

1 9 9 1



Los Angeles

Dodgers

Media Guide

Los Angeles Dodgers 1991 Media Guide

Dodgers

UNITED STATES OLYMPIC FESTIVAL

The United States Olympic Festival is coming to Los Angeles this summer and Dodger Stadium is the site for the Opening Day ceremonies. The Opening Day festivities will be held during the evening of Friday, July 12 at Dodger Stadium and will be televised live in Los Angeles by KTTV-Fox 11 following the Dodgers and Expos game in Montreal. It marks the 11th time the United States has hosted the Festival. Over 4,200 U.S. amateur athletes, coaches and trainers will compete in 37 different winter and summer sports during the 10-day event. Formerly called the National Sports Festival, the U.S. Olympic Festival is the largest event of the United States Olympic Committee. The first Festival was held in 1978 in Colorado Springs.



INTERNATIONAL BASEBALL ASSOCIATION

The International Baseball Association (IBA) World All-Star Game will be played on Saturday, August 24 at Dodger Stadium. The IBA All-Star Game will be staged in cooperation with the L.A. Sports Council and will showcase the world's best amateur players. Many of them will participate in the 1992 Olympic Games in Barcelona, Spain, where baseball will be a medal sport for the first time. Last year marked the inaugural game at Atlanta where 44 players from 25 countries participated in the contest that matched the West (the Americas) against the East (rest of the world). The East won 11-8 over the West. This year's All-Star game and the Opening Day ceremonies of the Olympic Festival will continue the rich history of amateur and professional athletics at Dodger Stadium. Dodger Stadium has played host to numerous momentous events, including the 1984 Olympic Baseball exhibition eight-team tournament, 20 World Series games and the 1980 All-Star Game.



FROM THE SPORTS LIBRARY OF
RETROSEASONS.com

More publications available at:

www.retroseasons.com/library/



BOARD OF DIRECTORS

Peter O'Malley, President; Harry M. Bardt; Roland Seidler,
Vice President-Treasurer; Mrs. Roland (Terry) Seidler, Secretary

MANAGEMENT STAFF

President	Peter O'Malley
Executive Vice President, Player Personnel	Fred Claire
Vice President, Communications	Tommy Hawkins
Vice President, Finance	Bob Graziano
Vice President, Marketing	Barry Stockhamer
Vice President, Stadium Operations	Bob Smith
Vice President, Ticketing	Walter Nash
Vice President, Treasurer	Roland Seidler
Assistant Secretary and General Counsel	Santiago Fernandez
Assistant to the President	Ike Ikuhara
Director, Accounting and Finance	Bill Foltz
Director, Advertising and Special Events	Paul Kalil
Director, Broadcasting and Publications	Brent Shyer
Director, Community Relations	Don Newcombe
Community Relations	Roy Campanella
Director, Data Processing	Mike Mularky
Director, Human Resources and Administration	Irene Tanji
Director, Minor League Operations	Charlie Blaney
Director, Publicity	Jay Lucas
Assistant Director, Publicity	Chuck Harris
Director, Scouting	Terry Reynolds
Financial Projects	Ken Hasemann
Traveling Secretary	Bill DeLury
Team Doctors	Dr. Frank W. Jobe, Dr. Michael F. Mellman and Dr. Herndon Harding

LOS ANGELES DODGERS

Dodger Stadium

1000 Elysian Park Avenue, Los Angeles, CA 90012-1199
Phone (213) 224-1500

The 1991 Dodgers Media Guide is published by the Los Angeles Dodgers, Inc., 1000 Elysian Park Avenue, Los Angeles, CA 90012. Copyright © 1991 by the Los Angeles Dodgers, Inc. All rights reserved. Permission to reprint or reproduce any of the enclosed material must be granted in writing by the Los Angeles Dodgers, Inc.


The 1991 Dodgers Media Guide was written and compiled by the publicity and publications departments. It is based on information available through February 7, 1991.

Editors: Jay Lucas, Brent Shyer. **Associate Editors:** Paul Gomez, Annette Norris and Sid Robinson. **Contributors:** Susan Leon, Ruth Ruiz, Dave Tuttle, Mike Vizvary, Robert Schweppe, Carolyn LaPierre, Will McCoy and Tom Seidler. **Photography:** Bernstein Associates, Inc. (Andrew D. Bernstein, Jon Soo Hoo, Art Foxall, Barry Gossage). **Additional photography:** Barry Howe. **Design & Typography:** RLR, Pasadena, CA. **Printing:** Welsh Graphics, Pasadena, CA.

Los Angeles Dodgers 1991 Media Guide Index

Dodger Directory	1	Consecutive	197-198
Manager and Coaches		Game	198-200
Biographies	4-17	Individual	193-195
Trainers and Physical Therapist	18	Team Totals (1958-1990)	210-211
Players		Third Basemen (1958-1990)	234
Birthdays	143	Top Ten	
40-Man Biographies	20-141	Career	
Milestones	142-143	Batting	200-201
Non-Roster Biographies	149-154	Pitching	202-203
Rosters		Single Season	
40-Man	146-147	All-Time	204-206
Non-Roster	148	Los Angeles	206-208
Transactions Under Fred Claire	144-145	Won-Lost Breakdown (1958-1990)	209
Last Trade With Each Team	154	Year-by-Year Record	192-193
Opponents		Player Development	
Directory, Hotels		Free Agent Draft	254-255
1990 Series Record		Minor League Biographies	256-294
Club Statistics	156-166	Minor League Directory	244
Inter-Club Won-Lost Statistics		Review and Won-Lost Records	245
1958-1990	168-170	Team Notes and 1990 Stats	246-253
M.L. Baseball Directory	167	Stadium Information	
American League	167	Attendance Records	304-307
Office of the Commissioner	167	Management	296-300
Pitchers by Park	170-172	Parking and Seating	303
Sweeps	172	Rainouts	308
1990 Season In Review		Stadium History	300-301
Day-by-Day	131-183	Tickets and Promotions	302
Final Standings	185	Media Information	
Highlights	175-176	BBWAA	314-315
Highs and Lows	180	Credentials	310
Home Runs		Directory	315-317
N.L. By Parks	189	Dodger Broadcasters	311-313, 317
vs. Dodgers	189	Dodger Radio Network	310
Last Time It Happened	190	Press Box Personnel	317
National League		Publicity	310
Club Statistics	185-186	Rules of Interest	318
Departmental Leaders	186-188	Season Schedule	IBC
Overall Dodger Statistics	177-179	Television Schedules	313-314
Transactions and Injuries	184-185	Spring Training	
History and Records		Dodgertown	320-321
All-Star Selections	232-233	Freeway Series	321-322
All-Time Dodger Roster	235-240	Results	321
Award Winning Dodgers	230	Schedule - 1991	323
Batting		Statistics - 1990	322-323
Hitting For The Cycle	224	Index to Selected Fillers	
Hitting Streaks	224	Contract Status	7
Pinch-Hitting Leaders	225	Dodger Captains	23
RBI	223-224	First At-Bat Home Runs	29
Two-Hundred Hits	224	Vance Wins 15 Straight	30
Fielding Marks - Lifetime	217	Rucker's Two-Hitters	33
Game Leaders By Position	218	Length of Service	35
Hall of Fame - Dodgers	241	Vance First Win at 31	36
Home Runs		Stealin' Them All	37
Grand Slams	220-221	Pitching Nemesis	46
Inside-The-Park	221	Newcombe Steals Home	49
Lifetime by N.L. Parks	219	Playoff Series Results	50
Team Totals (1958-1990)	218	Loge Level Home Runs	53
Thirty Or More	219	Three Homers in a Game	54
Yearly Leaders at Dodger Stadium	219	Frederick's 200 Hits	58
Leaders (1958-1990)	211-216	Opponent Big Days	59
Longest Games	227-228	Blasts Clear Stadium	62
National League		Koufax Holds Win Mark	65
Dodger Champions	230-232	Three At-Bats In An Inning	73
Gold Glove	234	Seven Straight For Vance	84
Openers	225-226	McGinnity's Mark	129
Opening Day Lineups	226-227	In The Big Inning	145
Pitching		Cy Young Winners Duel	150
No-Hitters	222	Dodger Home Fields	153
One-Hitters	222-223	Home Run Explosions	177
Two-Hitters	223	Double Digit Home Runs	178
Saves	222	Garvey Leads N.L. in Putouts	186
Twenty Game Winners	221	Lopes Steals 38 Straight	190
Postseason Play		Pfeffer's Two-Hitters	227
Championship Series	228	Lacy Shares Record	180
Division Series	228	Campo Las Palmas	234
World Series	229-230	All-Star Game	308
Retired Uniform Numbers	242	90,000 At The Coliseum	308
Single Season Records		How The 40-Man Roster Was Made	324
Club	195-197		

Manager and Coaches



TOM LASORDA

Manager

Birth date: September 22, 1927

Birthplace: Norristown, PA

Height: 5-9 **Weight:** 180

Wife's name and wedding date:

Jo, April 14, 1950

Children: Laura and Tom Jr.

2



The Skipper... Dodger skipper Tommy Lasorda is entering his 42nd year in the Dodger organization, 15th as manager...he also served 11 years as a player, four years as a scout, eight years as a minor league manager and four years as a Dodger coach (1973-76)...was named the Dodger manager on September 29, 1976 as long-time manager Walter Alston announced his retirement after managing the Dodgers for 23 years...he trails only Alston and Wilbert Robinson in length of service and wins as Dodger manager (see chart on page 7).

The Dean With The Team... Lasorda is the "dean" of active major league managers for consecutive service with one team (14 seasons)...his 1,183 wins ranks him second among all active managers, behind only Sparky Anderson of Detroit (1,837)...Lasorda has managed a total of 2,214 major league games, which is third among active managers (Anderson-3,283 and John McNamara of Cleveland-2,288).

In The Record Books... Lasorda has a lifetime major league record of 1,183-1,031 for a winning percentage of .534, which ranks 22nd on the all-time list...his victory total as manager ranks 33rd on the all-time winningest manager list...he managed his 2,000th game on August 2, 1989 vs. San Francisco, a 7-4 Dodger win...picked up win number 1,000 as the Dodgers' skipper on August 27, 1988 at Philadelphia, 4-2...became only the 38th manager in Major League Baseball history to record 1,000 victories...Lasorda is one of three active managers to have recorded 1,000 major league victories (Anderson and McNamara).

Postseason Action... Lasorda has managed in four World Series (1977,

1978, 1981, 1988) and six League Championship Series (1977, 1978, 1981, 1983, 1985, 1988)... the Dodgers have split the four World Series skippered by Lasorda, winning in 1981 and 1988...Lasorda has managed the Dodgers to a 4-2 record in LCS play, winning in 1977, 1978, 1981 and 1988...Lasorda is tied with Whitey Herzog for the most LCS games managed at 30...he also holds the major league record by managing the Dodgers to 20 LCS wins.

Managing the All-Stars... Lasorda has guided the National League All-Stars on six occasions: 1978, 1979, 1982, 1984, 1986 and 1989...he has a record of 4-2 in All-Star Games, winning his first four times at the helm.

Manager of the Year Awards... Lasorda garnered several postseason accolades following the 1988 season, being named N.L. Manager of the Year by the BBWAA and Baseball America and Co-Manager of the Year by The Sporting News...was United Press International and Associated Press Manager of the Year in 1977...also earned AP Manager of the Year honors in 1981.

1990 Squad Makes Valiant Comeback... After a slow start, Lasorda's club responded with the best record in the N.L. after the All-Star break (47-34) to finish five games back in the West behind the eventual World Champion Cincinnati Reds...finished tied for third in the N.L. in the Manager of the Year balloting by the Baseball Writers Association of America.

The Fruits of Victory... In 14 years at the helm of the Dodgers, Lasorda has guided his team to two World Championships, four N.L. pennants and six Western Division titles...he has also finished in second place twice and third place once.

Lasorda Leads 1988 Team to Title ...

Lasorda guided the underdog Dodgers to the World Championship over the Oakland A's (4-1) and was later named as the N.L. Manager of the Year by the Baseball Writers Association of America and Baseball America and Co-Manager of the Year by The Sporting News... also, guided the Dodgers to a seven-game National League Championship Series triumph over the New York Mets, a team that had defeated the Dodgers 10 out of 11 times during the regular season.

The First Two Years...In 1977, Lasorda became only the 19th manager in major league history to win a league title in the first year of managing in the majors in 1977...in doing so, Lasorda earned United Press International and Associated Press "Manager of the Year" honors...Lasorda repeated a league title in 1978 and thus became only the second manager in National League history to win league titles in his first two full years of managing. The only other to do it in the N.L. was St. Louis' Gabby Street in 1931. American League managers to accomplish it are Detroit's Mickey Cochrane, Washington's Bucky Harris, New York's Ralph Houk, Detroit's Hughie Jennings and Baltimore's Earl Weaver.

The 1981 World Championship...Lasorda earned Associated Press Manager of the Year honors in 1981 as he guided the Dodgers to a World Championship, the club's first since 1965...the Dodgers had the best record in baseball (36-21) in the first half of the 1981 season and finished with the third best overall mark (63-47).

The Other Seasons...The 1986 and 1987 seasons were disappointments, as the Dodgers had identical records of 73-89...in 1985, the Dodgers won the West and took a 2-0 lead on St. Louis in the NLCS, only to lose in six games...the 1984 season saw the Dodgers finish a disappointing fourth at 79-83...the Dodgers won the West in 1983, but lost the NLCS in four games to Philadelphia, a team they had beaten 11 times in 12 games during the regular season...in 1982, the Dodgers lost out by one game to Atlanta, while drawing an all-time record 3.6 million fans...the 1980 campaign was one of excite-

ment as well as frustration as the Dodgers battled back in the last three days of the season. Trailing by three games with three to play, the Dodgers swept three from the Houston Astros to force a playoff. The Dodgers lost the playoff game at home to the Astros, 7-1. Only four teams in the majors had a better record than the Dodgers - New York Yankees, Baltimore Orioles, Kansas City Royals and the Astros...riddled by injuries in 1979, the Dodgers suffered through a 36-57 first half that saw the club 17 1/2 games out of first place, only to rebound and finish with a 43-26 record and a .623 second half pace, second only to the World Champion Pittsburgh Pirates (52-25).

The Minor Leagues...Lasorda's eight years of managing in the minors found him winning five pennants...he spent his first four seasons with Pocatello and Ogden of the Pioneer League and he had a pennant winning club the last three years...in three seasons as the manager of Spokane of the Pacific Coast League (1969-71) his club never finished lower than third...in 1970 Lasorda was voted the "Minor League Manager of the Year" award by The Sporting News as his team won by 26 games.

Lasorda's Playing Career...Lasorda's career as a major league pitcher consisted of two seasons with the Dodgers (1954 and 1955) and one year with Kansas City (1956)...he pitched in a total of 26 games and compiled a record of 0-4, all the decisions with Kansas City...the southpaw once struck out 25 batters in a 15-inning game while pitching for the Schenectady Blue Jays against Amsterdam in 1948...he holds the all-time International League record for career wins at 125 for the Montreal Royals.

Personal...Lasorda pitched in four games for the 1955 Dodgers - the first Dodger team ever to win a World Championship...Lasorda and Sparky Anderson were named recipients of the first Milton Richman Memorial Award by the Association of Professional Baseball Players of America...Lasorda and his wife, Jo, reside in Fullerton. They have two children, Laura and Tommy Jr.

THOMAS CHARLES LASORDA

Year	Club	W-L	ERA	G	GS	CG	SHO	SV	IP	H	R	ER	BB	SO
1945	Concord	3-12	4.09	27	13	6	0	-	121.0	115	84	55	100	91
1946-1947	Dover								(in military service)					
1948	Schenectady	9-12	4.64	32	18	11	0	-	192.0	180	122	99	153	195
1949	Greenville	7-7	2.93	45	15	6	0	-	178.0	141	81	58	138	151
1950	Montreal	9-4	3.70	31	17	7	0	-	146.0	136	73	60	82	85
1951	Montreal	12-8	3.49	31	21	11	1	-	165.0	145	75	64	87	80
1952	Montreal	14-5	3.66	33	27	12	5	-	182.0	156	90	74	93	77
1953	Montreal	17-8	2.81	36	29	12	3	-	208.0	171	77	65	94	122
1954	Montreal	14-5	3.51	23	21	13	1	-	154.0	142	66	60	79	75
	Brooklyn	0-0	5.00	4	0	0	0	0	9.0	8	5	5	5	5
1955	Brooklyn	0-0	13.50	4	1	0	0	0	4.0	5	6	6	6	4
	Montreal	9-8	3.27	22	21	11	3	-	143.0	125	58	52	62	92
1956	Kansas City	0-4	6.20	18	5	0	0	1	45.0	40	38	31	45	28
	Denver	3-4	4.99	16	13	2	0	-	83.0	94	54	46	34	54
1957	Denver	0-2	-	6	-	-	-	-	-	-	-	-	-	-
	Los Angeles	7-10	3.90	29	20	5	1	-	132.0	134	73	57	59	72
1958	Montreal	18-6	2.50	34	31	16	5	-	230.0	191	77	64	76	126
1959	Montreal	12-8	3.83	29	28	10	2	-	188.0	192	93	80	77	64
1960	Montreal	2-5	8.20	12	10	1	0	-	45.0	79	48	41	24	17
AL Totals-1 year		0-4	6.20	18	5	0	0	1	45.0	40	38	31	45	28
NL Totals-2 years		0-0	7.62	8	1	0	0	0	13.0	13	11	11	11	9
ML Totals-3 years		0-4	6.52	26	6	0	0	1	58.0	53	49	42	56	37

RECORD AS MANAGER

Year	Club	Position	W	L	Year	Club	Position	W	L
1965	Pocatello	Second	33	33	1981	Los Angeles			
1966	Ogden	First	39	27		1st Half	First (W)	36	21
1967	Ogden	First	41	25		2nd Half	Fourth (W)	27	26
1968	Ogden	First	39	25	1982	Los Angeles	Second (W)	88	74
1969	Spokane	Second (N)	71	73	1983	Los Angeles	First (W)	91	71
1970	Spokane	First (N)	94	52	1984	Los Angeles	Fourth (W)	79	83
1971	Spokane	Third (N)	69	76	1985	Los Angeles	First (W)	95	67
1972	Albuquerque	First (E)	92	56	1986	Los Angeles	Fifth (W)	73	89
1977	Los Angeles	First (W)	98	64	1987	Los Angeles	Fourth (W)	73	89
1978	Los Angeles	First (W)	95	67	1988	Los Angeles	First (W)	94	67
1979	Los Angeles	Third (W)	79	83	1989	Los Angeles	Fourth (W)	77	83
1980	Los Angeles	Second (W)	92	71	1990	Los Angeles	Second (W)	86	76

CHAMPIONSHIP SERIES RECORD

Year	Club	W	L	Year	Club	W	L
1977	Los Angeles vs. Phil.	3	1	1983	Los Angeles vs. Phil.	1	3
1978	Los Angeles vs. Phil.	3	1	1985	Los Angeles vs. St.L.	2	4
1981	Los Angeles vs. Mtl.	3	2	1988	Los Angeles vs. N.Y.	4	3

WORLD SERIES RECORD

Year	Club	W	L	Year	Club	W	L
1977	Los Angeles vs. N.Y.	2	4	1981	Los Angeles vs. N.Y.	4	2
1978	Los Angeles vs. N.Y.	2	4	1988	Los Angeles vs. Oak.	4	1

DODGERS' ALL-TIME MANAGERS WON-LOST LIST

Manager	Years	Games	Won	Lost	Pct.
Alston, Walter	23	3657	2042	1615	.558
Robinson, Wilbert	18	2716	1375	1341	.506
Lasorda, Tommy	14	2214	1183	1031	.534
Durocher, Leo	9	1305	740	565	.567
Hanlon, Ned	7	981	498	483	.508
Shotton, Burt	4	541	326	215	.603
Dressen, Charlie	3	464	298	166	.642
Foutz, Dave	4	521	264	257	.507
Dahlen, Bill	4	606	251	355	.414
Stengel, Casey	3	459	208	251	.453
Donovan, Patsy	3	454	184	270	.405
Ward, John Montgomery	2	291	156	135	.536
Carey, Max	2	307	146	161	.476
Grimes, Burleigh	2	302	131	171	.434
McGunnigle, William	1	129	86	43	.667
Barnie, William	2	167	76	91	.455
Lumley, Harry	1	153	55	98	.359
Ebbets, C. H.	1	106	38	68	.358
Griffin, Mike	1	4	1	3	.250
Sukeforth, Clyde	1	1	1	0	1.000

LOS ANGELES DODGER COACHES 1958-1990

Name	Years	Name	Years
Adams, Red	1969-1980	Hines, Ben	1986, 1988-present
Amalfitano, Joe	1983 - present	Lasorda, Tom	1973-1976
Basgall, Monty	1973-1986	Lefebvre, Jim	1978-1979
Becker, Joe	1958-1964	Mota, Manny	1980 - present (Special Assignment Scout)
Beringer, Carroll	1967-1972	Mulleavy, Greg	1958-1960, 1962-1964
Bragan, Bobby	1960	Ozark, Danny	1965-1972, 1980-1982
Bryant, Clay	1961	Perranoski, Ron	1981 - present
Cresse, Mark	1974 - present	Phillips, Lefty	1965-1968
Dressen, Charlie	1958-1959	Reese, Pee Wee	1959
Durocher, Leo	1961-1964	Reiser, Pete	1960-1964
Ferguson, Joe	1988 - present (Eye in the Sky)	Russell, Bill	1987 - present
Gilliam, Jim	1965-1978	Walker, Dixie	1970-1974
Gomez, Preston	1965-1967, 1977-1979	Walker, Rube	1958
Hartsfield, Roy	1969-1972		


HOW LONG THEY SIGNED FOR...

Player	Signed Through	Player	Signed Through
Belcher, Tim	1991	Javier, Stan	1991
Butler, Brett	1993	Karros, Eric	1991
Castillo, Braulio	1991	Lyons, Barry	1991
Cook, Dennis	1991	Martinez, Ramon	1991
Crews, Tim	1991	Morgan, Mike	1991
Daniels, Kal	1991	Murray, Eddie	1991
Gonzalez, Jose	1991	Neidlinger, Jim	1991
Gott, Jim	1991	Offerman, Jose	1991
Griffin, Alfredo	1991	Ojeda, Bob	1991
Gross, Kevin	1993	Opperman, Dan	1991
Gwynn, Chris	1991	Rodriguez, Henry	1991
Hamilton, Jeff	1991	Samuel, Juan	1991
Hansen, Dave	1991	Scioscia, Mike	1992
Harris, Lenny	1991	Sharperson, Mike	1991
Hartley, Mike	1991	Shinall, Zakary	1991
Hatcher, Mickey	1991	Smith, Greg	1991
Hernandez, Carlos	1991	Strawberry, Darryl	1995
Hershiser, Orel	1991	Valenzuela, Fernando	1991
Howell, Jay	1991	Walsh, Dave	1991
James, Mike	1991	Wetland, John	1991

JOE AMALFITANO

Coach

Birth date: January 23, 1934
Birthplace: San Pedro, CA
Height: 5-11 **Weight:** 173
 Threw and batted right-handed
Wife's name and wedding date: Kay,
 October 30, 1982



Joe Amalfitano is beginning his 37th season in professional baseball, ninth as the Dodgers' third base coach...joined Lasorda's coaching staff in 1983...in 1989 was named to the National League All-Star coaching staff...was also a coach for the N.L. All-Stars in 1979 and 1982...has been in two World Series, as a player in 1954 and as a coach in 1988...the season before coming to the Dodgers (1982), was a coach with the Cincinnati Reds... managed the Chicago Cubs for portions of three seasons, compiling a 66-116 record...he was interim manager at the end of the 1979 season, after Herman Franks resigned on Sept.

24...Amalfitano managed the Cubs the last half of the 1980 season, taking over for Preston Gomez on July 25, with the club in sixth place, and he managed the Cubs for all of the strike-shortened 1981 season... Amalfitano served as a coach for the Cubs from 1967-71 and again from 1978-80, for the San Francisco Giants from 1972-75 and for the San Diego Padres in 1976-77...he was an infielder for the Giants in New York and San Francisco, beginning in 1954, and also played in the majors with Houston and the Cubs, compiling a .244 lifetime batting average in 10 big-league seasons.

JOHN JOSEPH AMALFITANO

Year	Club	Avg.	G	AB	R	H	2B	3B	HR	RBI	BB	SO	SB
1954	New York (NL)	.000	9	5	2	0	0	0	0	0	0	4	0
1955	New York (NL)	.227	36	22	8	5	1	1	0	1	2	2	0
1956	Minneapolis	.256	44	121	23	31	4	1	0	8	25	16	3
1956	Johnstown	.292	64	257	36	75	14	2	4	30	23	37	3
1957	Dallas	.292	98	359	40	105	14	6	3	27	23	33	2
1958	Phoenix	.285	114	372	62	106	28	4	9	51	25	46	2
1959	Toronto	.308	115	380	62	117	19	6	7	43	55	44	2
1960	San Francisco	.277	106	328	47	91	15	3	1	27	26	31	2
1961	San Francisco	.255	109	384	64	98	11	4	2	23	44	59	7
1962	Houston	.237	117	380	44	90	12	5	1	27	45	43	4
1963	San Francisco	.175	54	137	11	24	3	0	1	7	12	18	2
	Tacoma	.233	24	86	8	20	4	0	1	12	8	11	1
1964	Chicago (NL)	.241	100	324	51	78	19	6	4	27	40	42	2
1965	Chicago (NL)	.271	67	96	13	26	4	0	0	8	12	14	2
1966	Chicago (NL)	.158	41	38	8	6	2	0	0	3	4	10	0
	Tacoma	.242	17	66	9	16	4	0	1	4	5	11	0
1967	Chicago (NL)	.000	4	1	0	0	0	0	0	0	0	1	0
ML Totals-10 years		.244	643	1715	248	418	67	19	9	123	185	224	19

RECORD AS MANAGER

Year	Club	Position	W	L	Year	Club	Position	W	L
1979	Chicago (NL)	Fifth (E)	2	5	1981	Chicago (NL)	Sixth (E)	38	65
1980	Chicago (NL)	Sixth (E)	26	46					

MARK GRESSE

Coach

Birth date: September 21, 1951

Birthplace: St. Albans, NY

Height: 6-3 **Weight:** 220

Threw and batted right-handed

Wife's name and wedding date:

Jean Ann, February 18, 1977

Children: Bradley Garrett

(7-31-78)

58



Mark Cresse is in his 15th season as the bullpen coach for the Los Angeles Dodgers...began his professional career in 1971 with the St. Louis Cardinals...started with the Dodgers in 1974, serving as the bullpen catcher for Dodger manager Walter Alston...was elevated to bullpen coach by manager Tommy Lasorda in 1977...Cresse is in charge of scheduling the pregame practices as well as coordinating the pitchers in the bullpen and instructing the catchers...often called a workaholic, Cresse is always busy on the field either throwing batting practice, hitting fungos or catching Dodger pitchers in the bullpen...has been a member of the Dodger coaching

staff for five World Series-1974, '77, '78, '81 and '88...was named to the National League coaching staff for the 1989 All-Star Game and was also a member of the N.L. All-Star coaching staff in 1975, '78, '79 and '82...prepped at Marina High School in Huntington Beach and later played for Long Beach State and Golden West College...resides with his wife Jean Ann and son Brad in Seal Beach...runs a youth baseball instructional camp in Huntington Beach...is very active during the off-season in the Dodgers' Speakers Bureau...other interests include tennis, football, golf and wood-working.

GREAT DODGER MOMENTS OF THE 1900s

Brooklyn's National League pennant in 1900...Pitcher Joe McGinnity goes 29-9 in 1900...Jimmy Sheckard hits a Dodger record three triples in 1901 vs. Philadelphia...Sheckard hits grand slams on consecutive days...Dodgers score a team record 25 runs vs. Cincinnati...Nap Rucker's no-hitter in 1908.

GREAT DODGER MOMENTS OF THE 1910s

Ebbets Field opens in 1913...Jake Daubert becomes the first Dodger to be named MVP in 1913...Daubert wins consecutive batting titles in 1913 and 1914...George Cutshaw has six hits in a 1915 game, the first Dodger to accomplish that feat...Zack Wheat's 29-game hitting streak in 1916...Dodgers appear in the World Series for the first time in 1916...Ed Konetchy's Dodger record of 10 consecutive hits in 1919.

BEN HINES

Coach

Birth date: November 7, 1935

Birthplace: Yeager, OK

Height: 5-11 **Weight:** 205

Threw and batted right-handed

Wife's name and wedding date:

Wanda, July 1, 1955

Children: Steve (1-1-58), Bruce (11-7-58) and Kristi (10-17-60)

37



Recognized as one of baseball's foremost batting instructors... joined the Dodger organization in late 1984 as a roving instructor, and coached with the big club as a batting instructor in 1985...served as the Dodgers' batting instructor and first base coach in 1990...assisted Manny Mota in working with Dodger hitters in 1985 and 1986...spent 1987 as batting coach for the Albuquerque Dukes of the Pacific Coast League, and helped them win a championship and the league's batting title...wrote a book on hitting fundamentals entitled "The Swing's the Thing"... previ-

ously worked for the California Angels and Seattle Mariners as hitting instructor...was head coach at University of La Verne for 20 years and assistant coach at Arizona State University for three years...was named NAIA Coach of the Year in 1977 while at La Verne...the University of La Verne renamed its baseball field in November of 1989 as Ben Hines Field...was a part-time scout with the Baltimore Orioles in 1972...signed as a catcher in 1959 by Baltimore, but played over 100 games at third base in his first two pro seasons.

BEN THORTON HINES

RECORD AS MANAGER

Year	Club	Position	W	L	Year	Club	Position	W	L
1974	Ogden	Fourth	33	39	1977	Bluefield	Fourth	32	38
1975	Bluefield	First	42	28					

RON PERRANOSKI

Coach

Birth date: April 1, 1936

Birthplace: Paterson, NJ

Height: 6-0 **Weight:** 180

Threw and batted right-handed

Wife's name and wedding date: June,
July 14, 1987

Children: Ron (7-8-61), Brad
(7-21-62), Mike (7-5-67)



16

Perranoski has served as the Dodgers' major league pitching coach the last 10 years after serving as a Dodger minor league instructor from 1973-80...his pitching staffs have finished first or second in the National League ERA race in eight of his 10 seasons as the Dodgers' pitching coach...Ron Perranoski's 1989 pitching staff was the finest in baseball, leading the major leagues with a 2.95 ERA...the staff was also tops in complete games, shutouts and fewest earned runs allowed...his 1988 pitching staff was also strong, leading the league in shutouts and complete games and finishing second in earned run average.....Perranoski's pitching staff had the lowest ERA in baseball in 1985 with a 2.96 mark...his debut as pitching coach in 1981 was hard to match for excitement with

Fernando Valenzuela and the growth of a young bullpen en route to a World Series title...Perranoski was an outstanding relief pitcher for the Dodgers from 1961 through 1967 and in 1972...he compiled a lifetime record of 79-74 in his 13-year major league career while pitching for Los Angeles, Minnesota, Detroit and California...Perranoski led the N.L. in games pitched in 1962 (70) and in 1963 (69) and tied for the N.L. lead in 1967 (70)...he pitched in the World Series for the Dodgers in 1963, 1965 and 1966...his top winning season was 1963, when he compiled a 16-3 record for the Dodgers and led the N.L. in winning percentage with an .842 mark...elected to National Polish American Sports Hall of Fame in 1983.

GREAT DODGER MOMENTS OF THE 1940s

Catcher Mickey Owen's .995 fielding percentage in 1941, including a still-standing 476 consecutive chances without an error...Dixie Walker, known as the "People's Cherce," wins the N.L. batting title in 1944; Walker in nine years with the Dodgers had a .311 batting average...Eddie Stanky draws a National League record 148 walks in 1945...Jackie Robinson becomes the first major league black player in 1947...The Dodgers began their long association with Vero Beach as their spring training facility in 1948.

RONALD PETER PERRANOSKI

Year	Club	W-L	ERA	G	GS	CG	SHO	SV	IP	H	R	ER	BB	SO
1958	Fort Worth	0-0	9.00	2	-	-	-	-	4.0	9	4	4	0	3
	Burlington	5-9	6.43	18	13	2	1	-	84.0	99	70	60	47	92
1959	San Antonio	11-10	3.12	37	26	10	2	-	199.0	188	89	69	85	139
1960	Montreal	9-8	2.87	47	13	7	3	-	138.0	135	51	44	53	81
	St. Paul	3-3	1.58	10	5	3	2	-	40.0	33	13	7	10	33
1961	Los Angeles	7-5	2.64	53	1	0	0	6	92.0	82	31	27	41	56
1962	Los Angeles	6-6	2.85	70	0	0	0	20	107.0	103	40	34	36	68
1963	Los Angeles	16-3	1.67	69	0	0	0	21	129.0	112	30	24	43	75
1964	Los Angeles	5-7	3.09	72	0	0	0	14	125.0	128	62	43	46	79
1965	Los Angeles	6-6	2.24	59	0	0	0	17	105.0	85	28	26	40	53
1966	Los Angeles	6-7	3.18	55	0	0	0	7	82.0	82	32	29	31	50
1967	Los Angeles	6-7	2.45	70	0	0	0	16	110.0	97	36	30	45	75
1968	Minnesota	8-7	3.10	66	0	0	0	6	87.0	86	36	30	38	65
1969	Minnesota	9-10	2.11	75	0	0	0	31	120.0	85	32	28	52	62
1970	Minnesota	7-8	2.43	67	0	0	0	34	111.0	108	38	30	42	55
1971	Minnesota	1-4	6.75	36	0	0	0	5	43.0	60	39	32	28	21
	Detroit	0-1	2.50	11	0	0	0	2	18.0	16	9	5	3	8
1972	Detroit	0-1	7.58	17	0	0	0	0	19.0	23	16	16	8	10
	Los Angeles	2-0	2.65	9	0	0	0	0	17.0	19	8	5	8	5
1973	California	0-2	4.09	8	0	0	0	0	11.0	11	5	5	7	5
AL Totals-6 years		25-33	3.21	280	0	0	0	78	409.0	389	175	146	178	226
NL Totals-8 years		54-41	2.56	457	1	0	0	101	767.0	708	267	218	290	461
ML Totals-13 years		79-74	2.79	737	1	0	0	179	1176.0	1097	442	364	468	687

LEAGUE CHAMPIONSHIP SERIES STATISTICS

Year	Club, Opp.	W-L	ERA	G	GS	CG	SHO	SV	IP	H	R	ER	BB	SO
1969	Minn. vs. Bal.	0-1	3.85	3	0	0	0	0	4.2	8	3	2	0	2
1970	Minn. vs. Bal.	0-0	22.50	2	0	0	0	0	2.1	5	5	5	1	3
LCS Totals		0-1	9.00	5	0	0	0	0	7.0	13	8	7	1	5

WORLD SERIES STATISTICS

Year	Club, Opp.	W-L	ERA	G	GS	CG	SHO	SV	IP	H	R	ER	BB	SO
1963	L.A. vs. N.Y.	0-0	0.00	1	0	0	0	0	1.0	1	0	0	0	1
1965	L.A. vs. Minn.	0-0	6.75	2	0	0	0	0	4.0	3	3	3	4	1
1966	L.A. vs. Bal.	0-0	6.00	2	0	0	0	0	3.0	4	2	2	1	2
WS Totals		0-0	5.63	5	0	0	0	0	8.0	8	5	5	5	4

GREAT DODGER MOMENTS OF THE 1940s

Catcher Mickey Owen's .995 fielding percentage in 1941, including a still-standing 476 consecutive chances without an error...Dixie Walker, known as the "People's Cherce," wins the N.L. batting title in 1944; Walker in nine years with the Dodgers had a .311 batting average...Eddie Stanky draws a National League record 148 walks in 1945...Jackie Robinson becomes the first major league black player in 1947...The Dodgers began their long association with Vero Beach as their spring training facility in 1948.

BILL RUSSELL

Coach

Birth date: October 21, 1948

Birthplace: Pittsburg, KS

Height: 6-0 **Weight:** 187

Threw and batted right-handed

Wife's name and wedding date:

Mary Anne, October 14, 1968

Children: Amy Lynn (5-26-70),
Cynthia Ann (7-25-73)

18



The "dean" of the Dodgers has been a Dodger coach the past four seasons...was named to the 1989 National League All-Star coaching staff...retired after the 1986 season with the second highest career total of games played in a Dodger uniform - 2,181...only Zack Wheat played in more games as a Dodger (2,322)...Russell played 17 years and 106 days with the Dodgers after joining them in 1969...only one Dodger in the history of the club played longer (Wheat played 18 years - 1909-26)...had his first managerial experience during the winter of 1988 at Licey in the Dominican Winter League before returning home for family concerns... Russell ranks among the all-time Dodger leaders in all offensive categories but home runs...the 1984 season saw Russell become the all-time Los Angeles Dodger leader in games played as he moved to the top of the list ahead of Willie Davis on June 25 against San Diego at 1,953 and then capped the season off on the last day by playing in his 2,000th game...he was the Dodgers' starter at shortstop on Opening Day 11 of 12 years from 1973-84 (he did not start in 1980)...on April 23, 1984, Russell made his first start in center field since Aug. 20, 1971...Russell was one of the greatest clutch hitters in Dodger history, but his greatest accomplishment as "dean" of the club came in the clubhouse in 1983... seemingly headed in reverse and trailing Atlanta by 6 1/2 games, Russell was one of several Dodgers to speak at a team meeting in Cin-

cinnati after a 9-2 defeat on Aug. 10...the meeting brought the Dodgers together as a unit and they eventually rebounded to capture the Western Division title...the 1982 season was a comeback year for Russell after undergoing winter surgery to remove a piece of plastic inserted in his right index finger as well as to remove a broken bone in his left foot and arthritis under his big toe...went 26 games without an error from Aug. 18-Sept. 15...Russell was voted the starting shortstop for the 1980 All-Star Game at Dodger Stadium, as he was hitting .291 at the break, but struggled after that...he injured his right wrist as he slipped rounding second base Aug. 7 at Atlanta...his season ended prematurely Sept. 12 in Cincinnati, when he suffered a broken index finger on his right hand when struck by a Mike LaCoss pitch...the break was so serious, pins were inserted in Sept. 14 surgery and were not removed until Jan. 12...prior to the injury, Russell had a string of 47 games without an error (July 17-Sept. 9)...Russell had big years in 1977 and 1978 as the Dodgers won pennants...he turned in his finest year in '78, when he hit .286 and was second on the club with 179 hits...he was the hero in the fourth and deciding game of the LCS, driving in the winning run in the 10th inning to give the Dodgers a 4-3 victory and their second consecutive N.L. pennant...he hit .278 in 1977 and combined on 102 double plays, more than any other N.L. shortstop.

WILLIAM ELLIS RUSSELL

Year	Club	Avg.	G	AB	R	H	2B	3B	HR	RBI	BB	SO	SB
1966	Ogden	.356	39	87	19	31	5	1	3	21	7	19	4
1967	Dubuque	.221	67	263	29	58	11	1	5	21	18	58	6
1968	Bakersfield	.280	115	439	76	123	16	3	17	55	34	106	23
1969	Los Angeles	.226	98	212	35	48	6	2	5	15	22	45	4
1970	Spokane	.363	55	237	48	86	13	5	3	30	11	26	12
	Los Angeles	.259	81	278	30	72	11	9	0	28	16	28	9
1971	Los Angeles	.227	91	211	29	48	7	4	2	15	11	39	6
1972	Los Angeles	.272	129	434	47	118	19	5	4	34	34	64	14
1973	Los Angeles	.265	162	615	55	163	26	3	4	56	34	63	15
1974	Los Angeles	.269	160	553	61	149	18	6	5	65	53	53	14
1975	Los Angeles	.206	84	252	24	52	9	2	0	14	23	28	5
1976	Los Angeles	.274	149	554	53	152	17	3	5	65	21	46	15
1977	Los Angeles	.278	153	634	84	176	28	6	4	51	24	43	16
1978	Los Angeles	.286	155	625	72	179	32	4	3	46	30	34	10
1979	Los Angeles	.271	153	627	72	170	26	4	7	56	24	43	6
1980	Los Angeles	.264	130	466	38	123	23	2	3	34	18	44	13
1981	Los Angeles	.233	82	262	20	61	9	2	0	22	19	20	2
1982	Los Angeles	.274	153	497	64	136	20	2	3	46	63	30	10
1983	Los Angeles	.246	131	451	47	111	13	1	1	30	33	31	13
1984	Los Angeles	.267	89	262	25	70	12	1	0	19	25	24	4
1985	Los Angeles	.260	76	169	19	44	6	1	0	13	18	9	4
1986	Los Angeles	.250	105	216	21	54	11	0	0	18	15	23	7
ML Totals-18 years		.263	2181	7318	796	1926	293	57	46	627	483	667	167

DIVISION SERIES STATISTICS

Year	Club, Opp.	Avg.	G	AB	R	H	2B	3B	HR	RBI	BB	SO	SB
1981	L.A. vs. Hst.	.250	5	16	1	4	1	0	0	2	3	1	0

LEAGUE CHAMPIONSHIP SERIES STATISTICS

Year	Club, Opp.	Avg.	G	AB	R	H	2B	3B	HR	RBI	BB	SO	SB
1974	L.A. vs. Pitt.	.389	4	18	1	7	0	0	0	3	1	0	0
1977	L.A. vs. Phil.	.278	4	18	3	5	1	0	0	2	0	0	0
1978	L.A. vs. Phil.	.412	4	17	1	7	1	0	0	2	1	1	0
1981	L.A. vs. Mtl.	.313	5	16	2	5	0	1	0	1	1	1	0
1983	L.A. vs. Phil.	.286	4	14	1	4	0	0	0	0	2	4	1
LCS Totals		.337	21	83	8	28	2	1	0	8	5	6	1

WORLD SERIES STATISTICS

Year	Club, Opp.	Avg.	G	AB	R	H	2B	3B	HR	RBI	BB	SO	SB
1974	L.A. vs. Oak.	.222	5	18	0	4	0	1	0	2	0	2	0
1977	L.A. vs. N.Y.	.154	6	26	3	4	0	1	0	2	1	3	0
1978	L.A. vs. N.Y.	.423	6	26	1	11	2	0	0	2	2	2	1
1981	L.A. vs. N.Y.	.240	6	25	1	6	0	0	0	2	0	1	1
WS Totals		.263	23	95	5	25	2	2	0	8	3	8	2

ALL STAR GAME STATISTICS

Year	Club, Site	Avg.	G	AB	R	H	2B	3B	HR	RBI	BB	SO	SB
1973	NL, K.C.	.000	1	2	0	0	0	0	0	0	0	0	0
1976	NL, Phil.	.000	1	0	0	0	0	0	0	0	0	0	0
1980	NL, L.A.	.000	1	2	0	0	0	0	0	0	0	0	0
ASG Totals		.000	3	4	0	0	0	0	0	0	0	0	0

ALL-STAR GAME AT DODGER STADIUM

The 1980 All-Star Game marked the first and only time the game has been played at Dodger Stadium. The game attracted 56,088 on July 8th.

JOE FERGUSON

Birth date: September 19, 1946

Birthplace: San Francisco, CA

Height: 6-2 **Weight:** 195

Threw and batted right-handed

Wife's name and wedding date:

Ingrid, September 23, 1988

Children: Kristie (4-21-74)

13



Joe Ferguson is entering his 23rd year in professional baseball, 17th with the Dodger organization (12 as a player and 5 as a coach)... returns for his second straight season as the Dodgers' "Eye in the Sky," following two years as a coach in the dugout... returned to the Dodgers' coaching staff in 1988 after coaching with the Texas Rangers the previous two years... also served as the Dodgers' Eye-in-the-Sky in 1985... managed two seasons in the Dominican Winter League, leading the La Romana team to the division title during the winter prior to the

1987 season... was an instructor for the Italian National Team in 1983... caught and played outfield for 12 seasons in the major leagues with four teams - Dodgers, Cardinals, Astros and Angels... made one of the most dramatic throws in World Series history as he stepped in front of Jim Wynn and cut down Sal Bando of the Oakland A's at the plate in the first game of the 1974 Series... started in the Dodger organization in 1968 as an outfielder and led the Northwest League in homers (12).

JOSEPH VANCE FERGUSON

Year	Club	Avg.	G	AB	R	H	2B	3B	HR	RBI	BB	SO	SB
1968	Tri-City	.288	70	226	44	55	9	4	12	52	54	77	5
1969	Daytona Beach	.286	123	391	66	112	21	4	9	55	82	70	14
1970	Albuquerque	.305	109	354	72	111	20	4	6	65	66	73	14
	Los Angeles	.250	5	4	0	1	0	0	0	1	2	2	0
1971	Spokane	.254	60	213	27	54	10	1	10	43	22	46	1
	Los Angeles	.216	36	102	13	22	3	0	2	7	12	15	1
1972	Albuquerque	.261	123	380	68	99	21	4	10	57	69	69	5
	Los Angeles	.292	8	24	2	7	3	0	1	5	2	4	0
1973	Los Angeles	.263	136	487	84	128	26	0	25	88	87	81	1
1974	Los Angeles	.252	111	349	54	88	14	1	16	57	75	73	2
1975	Los Angeles	.205	66	202	15	42	2	1	5	23	35	47	2
1976	Los Angeles	.222	54	185	24	41	7	0	6	18	25	41	2
	St. Louis	.201	71	189	22	38	8	4	4	21	32	40	4
1977	Houston	.257	132	421	59	108	21	3	16	61	85	79	6
1978	Houston	.207	51	150	20	31	5	0	7	22	37	30	0
	Los Angeles	.237	67	198	20	47	11	0	7	28	34	41	1
1979	Los Angeles	.252	122	363	54	95	14	0	20	69	70	68	1
1980	Los Angeles	.237	77	172	20	41	3	2	9	29	38	46	2
1981	Los Angeles	.143	17	14	2	2	1	0	0	1	2	5	0
	California	.233	12	30	5	7	1	0	1	5	9	8	0
1982	California	.226	36	84	10	19	2	0	3	8	12	19	0
1983	California	.074	12	27	3	2	0	0	0	2	5	8	0
NL Totals-12 years		.245	953	2860	389	691	118	11	118	430	536	572	22
AL Totals-3 years		.199	60	141	18	28	3	0	4	15	26	35	0
ML Totals-14 years		.240	1013	3001	407	719	121	11	122	445	562	607	22

LEAGUE CHAMPIONSHIP SERIES STATISTICS

Year	Club, Opp.	Avg.	G	AB	R	H	2B	3B	HR	RBI	BB	SO	SB
1974	L.A. vs. Pitt.	.231	4	13	3	3	0	0	0	2	5	1	0
1978	L.A. vs. Phil.	.000	2	2	0	0	0	0	0	0	1	0	0
1982	Calif. vs. Milw.												
(did not play)													
LCS Totals		.200	6	15	3	3	0	0	0	2	6	1	0

WORLD SERIES STATISTICS

Year	Club, Opp.	Avg.	G	AB	R	H	2B	3B	HR	RBI	BB	SO	SB
1974	L.A. vs. Oak.	.125	5	16	2	2	0	0	1	2	4	6	1
1978	L.A. vs. N.Y.	.500	2	4	1	2	2	0	0	0	0	1	0
WS Totals		.200	7	20	3	4	2	0	1	2	4	7	1

MANNY MOTA

Birth date: February 18, 1938
Birthplace: Santo Domingo, DR
Height: 5-11 **Weight:** 168
 Threw and batted right-handed
Wife's name and wedding date:
 Margarita Matos, February 16, 1963
Children: Cecilia Margarita
 (11-2-63), Jose Manuel (3-16-65),
 Andres Albertos (3-4-66), Domingo
 Rafael (8-4-69), Manuel Rafael
 (10-6-70), Maria Deloudres
 (6-7-72), Rafael Manuel
 (10-23-74), Antonio Nicolas
 (10-31-77)


11



Manny Mota begins his 34th year in professional baseball, 22nd with the Dodgers (11 years as a player)...will be handling special assignments for the Dodgers for his second straight season...and will continue his duties as a coach at Vero Beach during spring training...began coaching for the Dodgers in 1980, acting as first base coach and batting instructor...holds the major league record for career pinch-hits with 150...was supposed to be retired as a player in 1980, but was activated August 29 when Reggie Smith was disabled...at age 42 and in his 19th major league season, Mota responded with three pinch-hits in seven at-bats...has seventh greatest pinch-hit percentage (.299, 150-for-501)...as a Dodger, Mota's pinch-

hitting average was .322 (106-for-329)...his overall batting mark as a Dodger was .315 (605-for-1923)...has overall lifetime batting average of .304...Mota had 15 pinch-hits and hit .357 in 1979, when he eclipsed the old pinch-hit mark of 144 set by Smokey Burgess...Mota played for four clubs in his 20-year career - San Francisco, Pittsburgh, Montreal and the Dodgers...one of the most popular players in Dodger history, Mota makes his offseason home in the Dominican Republic, where he has his own youth league - The Manny Mota Youth League...managed six seasons in the Dominican Winter League, being selected Manager of the Year in 1984 while with Cambrioso.

LOS ANGELES DODGER TRAINERS



Bill Buhler



Charlie Strasser



Pat Screnar

BILL BUHLER

Head Trainer, is beginning his 40th year with the Dodger organization. He joined the Dodgers in 1952 as a trainer for the minor leagues. He was appointed the Dodgers' assistant in 1957, and in 1960 became the head trainer. During his tenure as head trainer, Buhler has brought several new ideas to the game, including the "Steve Yeager Throat Guard" which he designed in 1977. Buhler graduated from Valparaiso University in 1952 with a degree in Physical Education. He is certified by the National Athletic Trainers Association and is also a licensed X-ray technician. He was voted along with Dodger Assistant Trainer Charlie Strasser as the 1989 Trainers of the Year in Major League Baseball by the Professional Baseball Athletics Trainers Society.

CHARLIE STRASSER

Assistant Trainer, has served the Los Angeles Dodgers since 1985. Prior to coming to Los Angeles, Strasser worked as a trainer in the Dodgers' minor league system for seven years. He also worked as a trainer for the Cleveland Cavaliers for six years. Strasser graduated from Indiana University in 1972 with a Bachelor of Science degree in ath-

letic training-physical education. He is currently finishing a master's degree at Cal Poly Pomona with an exercise physiology-sports nutrition emphasis. He and Bill Buhler were voted 1989 Trainers of the Year in Major League Baseball by the Professional Baseball Athletic Trainers Society (PBATS). Strasser is presently serving as the National League assistant trainer representative on the executive board of the PBATS for the 1991 season. He is also a member of the Dodgers' Community Services team and speaks on various topics, including the DARE/Just Say No programs.

PAT SCRENAR

Physical Therapist, begins his 11th year with the Dodgers. He joined the Dodgers in February, 1981. He is responsible for developing therapy programs for injured players and planning individual exercise programs. Screnar received a Bachelor of Science degree in physical education from the University of Montana in 1975, and spent 18 months in graduate work at Children's Hospital in Los Angeles. He worked two and one-half years as a therapist in Dr. Frank Jobe's Southwestern Orthopedic Clinic prior to joining the Dodgers.

CLUBHOUSE PERSONNEL

Nobe Kawano, Dodger Clubhouse Manager
Dave Wright, Dodger Assistant Clubhouse Manager
Pete Sandoval, Dodger Clubhouse
Jerry Turner, Visiting Clubhouse

Players



T I M B E L C H E R

RIGHT-HANDED PITCHER

Birth date: October 19, 1961

Birthplace: Sparta, OH

Bats: Right **Throws:** Right

Height: 6-3 **Weight:** 223

M.L. Service: 3 years and 32 days

How Obtained: Traded to the Dodgers

as player to be named later from

Oakland for pitcher Rick

Honeycutt on August 29,

1987. Trade completed on

September 3, 1987



1990 Notes: Completed his third full season with the Dodgers and was 9-9 with a 4.00 ERA in 24 starts... his nine wins were tied for 4th highest on the team...also completed five games and tossed two shutouts...started the second game of the 1990 season and pitched a 1-0, three-hit shutout over the Padres on April 10 in San Diego...it was his second career three-hitter...was 3-1 in May with a 2.50 ERA...struck out a season-high nine men on May 1 vs. Pittsburgh...had a superb July, going 4-2 with a 2.05 ERA in six starts including three complete games and one shutout...was 7-6 before the All-Star Game with a 3.85 ERA...pitched his first career one-hitter on July 21 at Pittsburgh, winning 6-0 and facing the minimum 27 batters...the lone hit was a single to center by Jay Bell in the 4th inning...Bell was then caught stealing second...his only other start at Pittsburgh on May 28, he allowed just one hit in 8.0 innings pitched and left the game with a 4-1 lead...the Pirates scored five runs in the bottom of the 9th for a 6-5 win...in all he was 3-0 vs. the Pirates with a 1.03 ERA with three complete games, one shutout and allowed just 14 hits in 35 innings pitched...his one-hitter was one of seven by an N.L. hurler...shoulder problems plagued the right-hander in August as he finished the month with a 0-1 record and a 8.76 ERA in just three starts...was placed on the 15-day disabled list (second time in career) on Aug. 18 with a sore right shoulder...transferred to the 60-day DL on Sept. 10...had arthroscopic surgery to remove a

piece of torn cartilage in his right shoulder on Sept. 11 by Dr. Frank Jobe...the Dodgers were 11-5 in games he pitched six or more innings and the team was 12-12 in his 24 starts...he never won or lost more than two straight...in 10 starts at home he was 6-3 with a 2.77 ERA...opponents hit just .220 with the bases empty...left-handers batted .227 while right-handers hit .255...was 1-3 on artificial turf with a 5.25 ERA...was 2-0 in one-run games...did not commit an error in 22 total chances...allowed two earned runs or less in 13 of his 24 starts...pitched seven or more innings 12 times and six or more 16 times...had a 1.24 ERA (10 ER/72.1 IP) in his nine winning starts...in his nine losses he had a 7.17 ERA (38 ER/47.2 IP) and had a 5.45 ERA (20 ER/33 IP) in six no-decision starts.

Career Notes: Has struck out 10 or more in a game four times, last time on Sept. 27, 1989 vs. the Giants when he fanned 11 batters...has allowed two home runs in a game seven times, three in a game once on May 5, 1989 vs. Chicago...has thrown seven five-hitters, last time on July 2, 1990 vs. the Cubs and has tossed three four-hitters, last time Sept. 27, 1989 vs. the Giants...has walked a career-high five men in a game five times, last time July 26, 1990 vs. Atlanta...he is 23-11 after the All-Star break and 17-18 before the ASB...he is 10-3 with a 2.23 ERA in July and 11-4 with a 1.60 ERA in Sept./Oct.

M.L. Career: 1989 - In his second full season with the Dodgers, his third overall, he posted an impressive

15-12 record and a 2.82 ERA... Finished tied for 6th with four points in the Cy Young Award balloting...led the majors with eight shutouts and led the N.L. with 10 low-run complete games (eight shutouts and two one-run games)...had a career-high 10 complete games, tying Bruce Hurst for league high honors...recorded a career-high 200 strikeouts, second best in the N.L. behind Jose DeLeon of St. Louis (201)...averaged 7.8 strikeouts per nine innings, 3rd best in the N.L. behind Sid Fernandez (8.1) and Mark Langston (8.9)...also had career highs in games (39), games started (30), innings pitched (230.0), hits (182), runs (81), earned runs (72) and walks (80)...opponents hit .217, tied for 5th lowest in the N.L. ...closed the 1989 season as the top pitcher in the N.L., earning N.L. Pitcher of the Month honors with a 5-0 September record and a 1.51 ERA...was the Dodger opening day pitcher on April 3 at Cincinnati...made nine relief appearances before joining the starting rotation for good on July 16...had a career-high 12 strikeouts on May 30 vs. Montreal...was 10-4 after the ASB with a 2.35 ERA... was 14-10 as a starter with a 2.68 ERA and was 1-2 with one save and a 4.34 ERA as a reliever...from Aug. 21 to the end of the season he won seven straight decisions (eight starts), tying his longest career winning streak set in 1988, hurled five complete games, four shutouts and posted a 1.25 ERA (9 ER - 64.2 IP)...was named N.L. Player of the Week ending Aug. 27...had a career-high 24-inning scoreless streak from Aug. 21 vs. Montreal to Sept. 6 vs. Cincinnati ...had his first three-hitter on May 19 at Montreal and tossed two more, the first on Sept. 16 vs. Atlanta and the second on Sept. 22 vs. San Diego...had surgery on Sept. 28 to remove a bone spur and cartilage chips from his right hand, fifth finger at the MP joint. **1988** - Had a strong rookie campaign, posting a 12-6 record and finishing third in the BBWAA Rookie of the Year race, behind Chris Sabo (Reds) and Mark Grace (Cubs)...also compiled four saves on the year...was chosen to Topps' Rookie All-Star Squad and was named Baseball America's N.L. Rookie of the Year...had the Dod-

gers' longest winning streak with seven...was a reliever when the season started...but by mid-April he received his first start on April 16 vs. Atlanta and worked 7.0 innings for the win...tossed his first major league complete game on May 15 vs. Philadelphia and won 9-2 while striking out eight...June 18 he defeated the Padres 3-0 and started his seven-game winning streak...pitched his first big league shut out on Sept. 20 at Houston in a 6-0 win...pitched his second complete game and allowed just three hits and an unearned run on Sept. 16 at Cincinnati, but lost in Tom Browning's perfect game...hit his first major league home run on Sept. 11 vs. the Reds at Dodger Stadium...closed the regular season winning nine of his last 11 decisions...was 7-2 with a 2.31 ERA after the All-Star break...was the N.L. Top Rookie Relief man with four saves in five save opportunities...was 2-0 in the NLCS, winning Game 2, 6-3 in Los Angeles striking out 10...won Game 5 in N.Y. (7-4)...started Game 1 of the World Series, but after giving up a grand slam to Jose Canseco in the second, was knocked out of the game...won 4-3 in Game 4 at Oakland. **1987** - Was acquired as the player to be named later from Oakland on Sept. 3 in the trade for Rick Honeycutt...made his major league debut on Sept. 6 vs. the Mets and won in relief, pitching two shutout innings...made his first big league start on Sept. 9 vs. Cincinnati and lost 4-1...won his next three starts, defeating Houston, Atlanta and San Diego...first major league hit was Sept. 20 vs. Atlanta...had surgery Oct. 19 to repair right inguinal hernia...finished 4-2 with a 2.38 ERA in 34.0 innings pitched. **Minor League Notes: 1987** - Started the year at Tacoma where he was 9-11 with a 4.42 ERA...pitched 163.0 innings and walked a league-high 133, but struck out 136. **1986** - Was nagged by injuries most of the year, but closed the season with two wins and went 6.0 innings, allowing one run in both starts...was 2-5 with a 6.57 ERA in nine games ...walked 22 in 37.0 innings and struck out 25. **1985** - Spent entire season at Huntsville (AA) and was 11-10 with a 4.69 ERA. **1984** - First year in professional ball and started the season with Madison

(A) and posted a 9-4 record and 3.57 ERA...proved to be a hard thrower with 111 strikeouts in 98.1 innings...promoted to Albany (AA) and went 3-4 with a 3.33 ERA in 10 games.

Personal: Graduated from Highland High School in 1980 and attended Mt. Vernon (Ohio) Nazarene College for three years...was first se-

lection in the nation by the Twins in the June, 1983 Free Agent Draft, but did not sign...was a member of the U.S. Pan American Team in 1982...wife's name is Teresa...married on November 10, 1984...involved with the American Cancer Society, the "Listen and Learn Program" and the Make-A-Wish Foundation.

TIMOTHY WAYNE BELCHER

Year	Club	W-L	ERA	G	GS	CG	SHO	SV	IP	H	R	ER	BB	SO
1984	Madison	9-4	3.57	16	16	3	1	0	98.1	80	45	39	48	111
	Albany	3-4	3.33	10	10	2	0	0	54.0	37	30	20	41	40
1985	Huntsville	11-10	4.69	29	26	3	1	0	149.2	145	99	78	99	90
1986	Huntsville	2-5	6.57	9	9	0	0	0	37.0	50	28	27	22	25
1987	Tacoma	9-11	4.42	29	28	2	1	0	163.0	143	89	80	133	136
	Los Angeles	4-2	2.38	6	5	0	0	0	34.0	30	11	9	7	23
1988	Los Angeles	12-6	2.91	36	27	4	1	4	179.2	143	65	58	51	152
1989	Los Angeles	15-12	2.82	39	30	10	8	1	230.0	182	81	72	80	200
1990	Los Angeles	9-9	4.00	24	24	5	2	0	153.0	136	76	68	48	102
ML Totals-4 years		40-29	3.12	105	86	19	11	5	596.2	491	233	207	186	477

BELCHER VS. NATIONAL LEAGUE

	1990						Career					
	W-L	ERA	IP	ER	SO	SV	W-L	ERA	IP	ER	SO	SV
vs. West												
Atlanta	1-1	3.71	17.0	7	12	0	4-1	2.46	55.0	15	40	1
Cincinnati	0-2	5.82	17.0	11	11	0	3-7	4.37	82.1	40	69	2
Houston	1-2	4.97	25.1	14	23	0	5-3	3.06	85.1	29	75	0
Los Angeles	-	-	-	-	-	-	-	-	-	-	-	-
San Diego	1-0	3.21	14.0	5	5	0	5-4	2.76	65.1	20	44	0
San Francisco	0-0	36.00	1.0	4	1	0	3-3	2.74	49.1	15	45	0
West Total	3-5	4.96	74.1	41	52	0	20-18	3.18	337.1	119	273	3
vs. East												
Chicago	2-1	2.70	20.0	6	6	0	4-3	2.81	57.2	18	35	0
Montreal	0-1	9.00	5.0	5	3	0	3-1	2.70	56.2	17	47	0
New York	0-1	6.75	5.1	4	4	0	1-2	5.02	14.1	8	11	0
Philadelphia	1-0	2.57	7.0	2	5	0	5-2	2.73	52.2	16	44	0
Pittsburgh	3-0	1.03	35.0	4	28	0	6-1	2.20	57.1	14	50	0
St. Louis	0-1	8.53	6.1	6	4	0	1-2	6.53	20.2	15	17	2
East Total	6-4	3.09	78.2	27	50	0	20-11	3.05	259.1	88	204	2
1990 Totals	9-9	4.00	153.0	68	102	0	40-29	3.12	596.2	207	477	5
In April	1-2	4.45	28.1	14	20	0	4-5	3.21	89.2	32	74	1
May	3-1	2.50	36.0	10	27	0	7-4	3.45	104.1	40	86	0
June	1-3	6.12	32.1	22	23	0	3-9	4.83	85.2	46	72	2
July	4-2	2.05	44.0	10	21	0	10-3	2.23	105.0	26	77	2
August	0-1	8.76	12.1	12	11	0	5-4	4.19	88.0	41	71	0
Sept.-Oct.	-	-	-	-	-	-	11-4	1.60	124.0	22	97	0
Home	6-3	2.77	74.2	23	45	0	Belcher's Career Game Highs Low Hit Game: 1, July 21, 1990 at Pittsburgh Strikeouts: 12, May 30, 1989 vs. Montreal					
Road	3-6	5.17	78.1	45	57	0						
Day	1-2	5.17	31.1	18	23	0						
Night	8-7	3.70	121.2	50	79	0						
Before ASG	7-6	3.85	114.2	49	76	0						
After ASG	2-3	4.46	38.1	19	26	0						

Career Win Streak:

7 games (twice). last time. 8/21 - 9/27/89

LEAGUE CHAMPIONSHIP SERIES STATISTICS

Year	Club, Opp.	W-L	ERA	G	GS	CG	SHO	SV	IP	H	R	ER	BB	SO
1988	L.A. vs. Mets	2-0	4.11	2	2	0	0	0	15.1	12	7	7	4	16

WORLD SERIES STATISTICS

Year	Club, Opp.	W-L	ERA	G	GS	CG	SHO	SV	IP	H	R	ER	BB	SO
1988	L.A. vs. Oak.	1-0	6.23	2	2	0	0	0	8.2	10	7	6	6	10

MISCELLANEOUS STATISTICS

PITCHING TOTALS

MAJOR LEAGUE HITTING TOTALS

Year	IBB	HB	WP	BK	HR	Avg.	AB	R	H	2B	3B	HR	RBI
1987	0	0	0	1	2	.200	10	0	2	0	0	0	1
1988	7	2	4	0	8	.073	55	2	4	2	0	1	3
1989	5	7	7	2	20	.100	70	3	7	1	0	0	6
1990	0	2	6	1	17	.163	43	5	7	1	0	0	1
ML Totals	12	11	17	4	47	.112	178	10	20	4	0	1	11

BELCHER'S CAREER TRANSACTIONS

- Selected by the Minnesota Twins in the first round of the June 1983 Free Agent Draft.
- Selected by the New York Yankees in the first round of the Free Agent Draft, secondary phase, January 1984; signed by Dick Groch.
- Acquired by the Oakland A's as compensation for free agent Tom Underwood's signing with the Baltimore Orioles in 1984.
- Acquired from the Oakland A's as player to be named later to complete Honeycutt trade September 3, 1987.

BELCHER'S GAME HIGHS

Hitting

Most Hits: 2, April 25, 1989 at Cincinnati.

Most RBI: 2, (three times) last time, August 26, 1989 vs. Philadelphia.

Most Home Runs: 1, September 11, 1988 vs. Cincinnati.

B R E T T B U T L E R

OUTFIELDER

Birth date: June 15, 1957

Birthplace: Los Angeles, CA

Bats: Left **Throws:** Left

Height: 5-10 **Weight:** 160

M.L. Service: 9 years and 9 days

How Obtained: Signed as a free agent on December 15, 1990

22



1990 Notes: In his 3rd season with the Giants and 10th overall he batted .309 in 160 games...tied with Len Dykstra for the N.L. lead in hits with a career-high 192...he was the first Giant to top the league in that category since Willie Mays in 1960...also ranked among the N.L. leaders in singles (1st with 160-13 ahead of Barry Larkin), walks (3rd with 90), triples (tied for 3rd with 9), runs (3rd with 108), games played (tied for 3rd with

160), at-bats (4th with 622), stolen bases (4th with 51) and on-base percentage (5th at .397)...was the 3rd toughest N.L. batter to double up, once every 207.3 at-bats...his 51 stolen bases was second highest in San Francisco history, behind Bill North's 58 in 1979...was caught stealing 19 times, 4th highest in the league...singled off Craig Lefferts (Padres) in the 9th inning on June 19 for his 1,300th career hit...got his 1,400th hit off Tom Browning

on Sept. 18 at Cincinnati...scored from second base on sacrifice flies (July 4 vs. St. Louis and Aug. 4 vs. Los Angeles) two times...walked five times at Atlanta on April 12, tying the modern N.L. record...also had a single, four runs scored, two stolen bases and an RBI in that game...hit .411 over his first 14 games including a 4-for-5 night on April 24 vs. the Pirates...also totaled four hits on July 13 at St. Louis and July 26 vs. the Reds...his 12 stolen bases in May were tops in the league...on May 15 vs. the Mets he joined Jose Cardenal, Bill North and Dave Collins as the only players in baseball history with 150 stolen bases in each league...stole three bases on May 31 vs. Houston, first time since Aug. 31, 1988 at Philadelphia...finished strong, hitting .369 (41-for-111) with 24 runs scored, four doubles, four triples, one home run, 13 walks and 11 stolen bases in Sept....hit safely in 14 straight games from Sept. 18 to Oct. 2 and recorded a hit in 20 of the last 22 games of the season...ranked second in total chances (430) and putouts (420) among N.L. outfielders...had 22 bunt hits, his 7th straight season with at least 20...hit .411 vs. the Dodgers, highest vs. any team...subtract the month of May (20-for-110) and he hit .336 on the year...every start was in center field and in the lead-off slot...his 108 runs scored was tops among N.L. leadoff men...also led leadoff men with 90 walks...looked at 2,902 pitches, tops in the league...was the only N.L. player with over 700 plate appearances (732)...batted .313 vs. RHP, ninth best in the league...hit .337 at home, 5th highest in the league...batted .275 with two strikes, 4th best in the N.L....posted a .398 on-base average in the leadoff spot, 3rd highest in the league...did not record a double play, tying a major league record for outfielders...batted .323 on grass and .266 on turf...batted .302 (74-for-245) vs. LHP with one home run.

Career Notes: Has 163 bunt hits in his career...stole his 300th career base on Sept. 9, 1989 at Houston...has stolen three bases in a game four times, last time May 31, 1990 vs. Houston...has stolen two or more bases 37 times...hit his only grand slam Sept. 14, 1984 at Oakland (with Cleveland) off

Chris Codiroli...first home run was on June 27, 1983 off the Reds' Mario Soto.

M.L. Career: 1989 - Ranked among the N.L. leaders in runs (tied for 4th with 100), hits (7th with 168), sacrifice hits (tied for 4th with 13) and at-bats (tied for 7th with 594)...ranked second with 407 putouts among outfielders, 4th with 11 assists...hit in a season-high 11 straight games from Aug. 28-Sept. 8...was the toughest batter in the league to double up, once every 148.5 at-bats...started all nine of the Giants' postseason games. **1988** - Led the league in runs scored with 109 in his first year with the Giants...finished second in the circuit in walks (97) and on-base percentage (.393), tied for third in triples (9) and sixth in stolen bases (43)...led the league with 20 bunt hits...in his Giants debut on April 4 at Los Angeles he was 3-for-5 with a triple and two RBI...collected his 1,000th career hit on July 25 off Fernando Valenzuela...finished second among N.L. outfielders in putouts (395) and total chances (403). **1987** - Led the Indians and was among the A.L. leaders with 91 walks (5th), eight triples (5th), .399 on-base average (7th) and 33 stolen bases (9th)...became the second player in Indians history to record four straight 30-steal seasons...hit a career-high nine homers...fractured the middle finger on his left hand on a bunt attempt Opening Day and was on the DL until April 30. **1986** - Led the majors and set a career-high with 14 triples...became the second player in major league history to lead each league in triples (along with Hall of Famer Sam Crawford)...set career highs with 51 RBI and 161 games. **1985** - Enjoyed his finest year with the Indians, batting .311 with 184 hits and 28 doubles...hit two home runs off Phil Niekro Aug. 8 at Yankee Stadium...led all A.L. outfielders with a .998 fielding percentage with one error in 458 total chances. **1984** - Became the first player in Cleveland history to steal 50 bases and score 100 runs...set a career high with 52 stolen bases. **1983** - Set an Atlanta single-season record with 39 stolen bases in his first full season...led the majors with 13 triples...collected a career-high five hits on July 10 at Montreal. **1982** - Was the Braves' cen-

ter fielder and leadoff hitter as the club started its Division championship season at 13-0...saw action in two games in the NLCS vs. St. Louis. **1981** - Made his major league debut with the Braves and collected his first hit on Aug. 20, a double off Mets' Danny Boitano.

Minor League Notes: 1982 - Played at Richmond and hit .363 in 41 games with 12 stolen bases. **1981** - Started the year at Richmond and batted .335 with a league-best 83 runs scored and 103 walks...was named the International League MVP. **1980** - Split time at Anderson and Durham...hit .366 at Durham with 36 stolen bases. **1979** - Made his professional debut for Bradenton and hit .369 in 30 games...moved to Greenwood, where he batted .318 in 35 games

and stole a combined 25 bases.

Personal: A native Californian (one of 12 on the Dodgers' 40-man roster), he was born in Los Angeles and lived in Fremont, CA until moving to Illinois at age 12...lettered in baseball, football, wrestling and cross country for Libertyville (Illinois) High School...graduated in 1975...was a two-time All-America at Southeastern Oklahoma State University before graduating in 1979 with a bachelor of science degree in education...attended Arizona State...signed by scout Bobby Mavis...wife's name is Eveline and they have three daughters, Abbi (8-15-82), Stefanie (2-9-84) and Katie (5-20-85) and one son, Blake (10-16-87)...he is a member of the Leukemia Society and National Sports Committee.

BRETT MORGAN BUTLER

Year	Club	Avg.	G	AB	R	H	2B	3B	HR	RBI	BB	SO	SB
1979	Bradenton	.369	30	111	36	41	7	5	3	20	19	15	5
	Greenwood	.318	35	117	26	37	2	4	1	11	24	27	20
1980	Anderson	.298	70	255	73	76	12	6	1	26	67	29	44
	Durham	.366	66	224	47	82	15	6	2	39	67	30	36
1981	Richmond	.335	125	466	83	156	19	4	3	36	103	63	44
	Atlanta	.254	40	126	17	32	2	3	0	4	19	17	9
1982	Richmond	.363	41	157	22	57	8	3	1	22	22	19	12
	Atlanta	.217	89	240	35	52	2	0	0	7	25	35	21
1983	Atlanta	.281	151	549	84	154	21	13	5	37	54	56	39
1984	Cleveland	.269	159	602	108	162	25	9	3	49	86	62	52
1985	Cleveland	.311	152	591	106	184	28	14	5	50	63	42	47
1986	Cleveland	.278	161	587	92	163	17	14	4	51	70	65	32
1987	Cleveland	.295	137	522	91	154	25	8	9	41	91	55	33
1988	San Francisco	.287	157	568	109	163	27	9	6	43	97	64	43
1989	San Francisco	.283	154	594	100	168	22	4	4	36	59	69	31
1990	San Francisco	.309	160	622	108	192	20	9	3	44	90	62	51
AL Totals-4 years		.288	609	2302	397	663	95	45	21	191	310	224	164
NL Totals-6 years		.282	751	2699	453	761	94	38	18	171	344	303	194
ML Totals-10 years		.285	1360	5001	850	1424	189	83	39	362	654	527	358

DODGER CAPTAINS

The Dodgers have had five captains in history. The first captain was Pee Wee Reese (1949-58) appointed by Branch Rickey. Duke Snider (1962) was named the second captain by Walter Alston. Maury Wills was next in line (1963-66) and was named by Alston. Alston selected Willie Davis (1973) as the fourth captain. Davey Lopes served as the fifth captain as named by Tommy Lasorda in 1978 and 1979.

BUTLER VS. NATIONAL LEAGUE

	1990					Career				
	AVG.	AB	H	HR	RBI	AVG.	AB	H	HR	RBI
vs. West										
Atlanta	.328	61	20	1	7	.341	182	62	3	21
Cincinnati	.262	65	17	0	4	.295	336	99	2	15
Houston	.266	64	17	0	3	.249	309	77	4	16
Los Angeles	.411	73	30	0	4	.310	277	86	2	22
San Diego	.342	73	25	1	5	.317	309	98	3	19
San Francisco	-	-	-	-	-	.303	89	27	0	6
West Total	.324	336	109	2	33	.299	1502	449	14	99
vs. East										
Chicago	.265	49	13	1	4	.264	185	49	1	12
Montreal	.260	50	13	0	5	.253	233	59	1	11
New York	.245	49	12	0	1	.241	203	49	0	11
Philadelphia	.324	34	11	0	3	.326	175	57	0	10
Pittsburgh	.260	50	13	0	4	.240	196	47	1	11
St. Louis	.389	54	21	0	4	.249	205	51	1	17
East Total	.290	286	83	1	21	.261	1197	312	4	72
1990 Totals	.309	622	192	3	44	.282	2699	761	18	171
In April	.366	82	30	1	7	.292	648	189	4	46
May	.182	110	20	0	3	.241	852	205	2	55
June	.293	99	29	0	8	.288	834	240	7	62
July	.346	107	37	1	10	.294	807	237	5	60
August	.311	103	32	0	9	.277	897	248	10	71
Sept.-Oct.	.364	121	44	1	7	.317	963	305	11	68
Home	.337	312	105	3	25	Butler's Career Game Highs Most Hits: 5, July 10, 1983 at Montreal Most RBI: 4 (2 times), last time, Aug. 8, 1985 at New York with Cleveland Most HR: 2, Aug 8, 1985 at New York with Cleveland Most Stolen Bases: 3 (4 times), last time, May 31, 1990 vs. Houston				
Road	.281	310	87	0	19					
Day	.294	248	73	3	17					
Night	.318	374	119	0	27					
Before ASG	.283	322	91	2	24					
After ASG	.337	300	101	1	20					
vs. RHP	.313	377	118	2	24					
vs. LHP	.302	245	74	1	20					
Pinch Hit	.000	1	0	0	0					
Career Hit Streak: 19 games, 8/3 - 8/25/87 with Cleveland										

LEAGUE CHAMPIONSHIP SERIES STATISTICS

Year	Club, Opp	Avg.	G	AB	R	H	2B	3B	HR	RBI	BB	SO	SB
1983	Atl. vs. St.L.	.000	2	1	0	0	0	0	0	0	0	0	0
1989	S.F. vs. Chi.	.211	5	19	6	4	0	0	0	0	3	3	0
LCS Totals		.200	7	20	6	4	0	0	0	0	3	3	0

WORLD SERIES STATISTICS

Year	Club, Opp	Avg.	G	AB	R	H	2B	3B	HR	RBI	BB	SO	SB
1989	S.F. vs. Oak.	.286	4	14	1	4	1	0	0	1	2	1	2

ADDITIONAL BATTING STATISTICS

Year	IBB	HP	SF	SH	CS	TB	Year	IBB	HP	SF	SH	CS	TB
1981	0	0	0	0	1	40	1986	1	4	5	17	15	220
1982	0	0	0	3	8	54	1987	0	1	2	2	16	222
1983	3	2	5	3	23	216	1988	4	4	2	8	20	226
1984	1	4	6	11	22	214	1989	2	3	3	13	16	210
1985	2	1	3	8	20	255	1990	1	6	7	7	19	239
ML Totals							14	25	33	72	160	1896	

BUTLER'S CAREER TRANSACTIONS

- Selected by Atlanta in the 23rd round of the June 1979 Free Agent Draft.
- Traded with Brook Jacoby to Cleveland on Oct. 21, 1983 completing deal in which Atlanta acquired pitcher Len Barker for three players to be named later on Aug. 28, 1983. Cleveland acquired pitcher Rick Behenna as partial completion of deal on Sept. 2, 1983.
- Signed by San Francisco as a free agent on December 1, 1987.
- Signed by Los Angeles as a free agent on December 15, 1990.

B R A U L I O C A S T I L L O

OUTFIELDER

Birth date: May 13, 1968

Birthplace: Elias Pina, DR

Bats: Right **Throws:** Right

Height: 6-0 **Weight:** 160

M.L. Service: None

How Obtained: Signed as a free agent on October 10, 1985

47



1990 Notes: Played the entire season at San Antonio where he batted .228 in 75 games with three home runs and 24 RBI...struck out 72 times, third highest on the team... was 4-for-12 as a pinch-hitter... played 60 games in the outfield and committed eight errors in 140 total chances (.943)...had seven assists...batted .347 against El Paso and .310 vs. Wichita...played in 39 games at home and hit .213 with two home runs and 15 RBI...batted .244 on the road...stole 11 bases, fifth highest on the club...in four minor league seasons with the Dodgers he has totaled 30 home runs, 166 RBI and 65 stolen bases and has a .268 (316-for-1181) average...second straight year he's gone to spring training on the 40-man roster.

Minor League Notes: 1989 - Helped lead Bakersfield to an 82-60 record and the California League championship...played the entire season at Bakersfield, where he hit .298, 3rd best on the squad...played in

126 games and had 18 home runs and 82 RBI...was hit by a pitch 15 times...led the team with eight triples and totaled 54 extra base hits...stole 31 bases, second to Jose Offerman, and was caught stealing 22 times...made 11 errors... had nine assists in the outfield... was selected to the California League All-Star team along with five other teammates. **1988** - Hit .281 in 73 games for Salem and was named to the Northwest League All-Star team as an outfielder...led the team with 20 doubles and had eight home runs...tied for league-high honors with five triples and led all outfielders in putouts. **1987** - First season in the Dodger farm system and he hit .200 in 49 games for Sarasota...had 19 RBI and seven stolen bases.

Personal: Was signed by scouts Eleodoro Arias, Ralph Avila and Pablo Peguero...attended Licey Miguel Angel Garrido High School ...would like to study engineering after his playing career.

BRAULIO ROBINSON MEDRANO CASTILLO

Year	Club	Avg.	G	AB	R	H	2B	3B	HR	RBI	BB	SO	SB
1987	Sarasota	.200	49	140	21	28	4	2	1	19	16	41	7
1988	Salem	.281	73	306	51	86	20	5	8	41	22	72	16
1989	Bakersfield	.298	126	494	83	147	28	8	18	82	42	132	31
1990	San Antonio	.228	75	241	34	55	11	3	3	24	14	72	11

CASTILLO'S CAREER TRANSACTIONS

- Signed as a free agent by Los Angeles on October 10, 1985.

DENNIS COOK

LEFT-HANDED PITCHER

Birth date: October 4, 1962

Birthplace: Lamarque, TX

Bats: Left **Throws:** Left

Height: 6-3 **Weight:** 185

M.L. Service: 1 year and 143 days

How Obtained: Traded to the Dodgers from Philadelphia for catcher Darrin Fletcher on September 13, 1990



25

1990 Notes: Obtained by the Dodgers on Sept. 13 in a trade with the Philadelphia Phillies in exchange for catcher Darrin Fletcher...appeared in five games (three starts) with the Dodgers and was 1-1 with a 7.53 ERA...overall he was 9-4 with a 3.92 ERA...his nine wins were a career high...appeared in 42 games with the Phillies and was 8-3 with a 3.56 ERA in 42 games, 13 as a starter...won his first five decisions of the season and was 5-0 with a 1.46 ERA after six starts...made 12 starts in his first 13 appearances and made just one start in his last 29 outings for the Phillies...he was 5-2 with a 3.59 ERA in 13 starts including two complete games and one shutout with the Phillies and 3-1 with a 3.51 ERA in 29 relief appearances and one save...won his first four starts of the season and posted a 1.57 ERA (5 ER/31.2 IP) including a 3-0, three-hit complete game on April 20 at St. Louis...won five straight (six starts) from April 15-May 13 before losing his first game on June 1 to the Mets...earned his only save in his 6th relief outing on July 3 vs. Atlanta...his second complete game was on May 13 vs. the Giants in a six-hit, 4-1 win...struck out a season-high six on June 11 vs. Montreal...was moved to the Phillies' bullpen on June 17 after making 12 starts...made one more start on Aug. 6 vs. the Pirates...made his Dodger debut on Sept. 16 at Cincinnati as a reliever in L.A.'s 9-5 loss...appeared in relief the next day at Atlanta and pitched a scoreless one-third inning in the Dodgers' 5-2 win...his last three outings of the season were all starts and he posted a 1-1 record...first Dodger

win was on Sept. 22 vs. San Francisco, pitching 6.1 innings in a 6-3 win...allowed a career-high four home runs in his final outing, a 7-3 loss to the Padres...on the year, he was 6-3 as a starter with a 4.03 ERA in 16 starts and 3-1 with one save and a 3.75 ERA in 31 outings as a reliever...inherited 35 batters, 17 scored...first batters hit .360...had one blown save in two opportunities...allowed 20 home runs (10th highest in N.L.) in 156 innings pitched or one every 7.8 innings...as a starter he had a 1.34 ERA (7 ER/47 IP) in six wins, a 6.64 ERA (16 ER/21.2 IP) in four losses and a 6.59 ERA (20 ER/27.1 IP) in six no-decisions...left-handed batters hit .296 and right-handed hitters batted .252...opponents had an on-base average of .262 leading off an inning, 9th lowest among N.L. hurlers...was 15-for-49 (.306) with a home run and four RBI...his home run was on May 19 at Los Angeles off Valenzuela...hit .583 (7-for-12) in May...had three multi-hit games...appeared in five games as a pinch-hitter (1-for-5)...did not have an error in 32 total chances...had his appendix removed on December 17 in Round Rock Hospital in Texas.

Career Notes: Has allowed 38 home runs in 277 innings pitched over the last two years or one every 7.3 innings.

M.L. Career: 1989 - Started the season with Phoenix and was recalled by the Giants on June 15...made two starts with the Giants and pitched a complete game win over the Reds in his final starts with the Giants...was traded to the Phillies on June 18...defeated the Cardinals in his first start with the Phillies on June 22...was 6-8

with a 3.99 ERA in 21 games for the Phillies and was 1-0 with a 1.80 ERA for the Giants...was combined 7-8 with a 3.72 ERA...in his final start of the season he struck out a career-high eight batters and tossed a three-hitter vs. Montreal.

1988 - Was promoted from Phoenix to San Francisco on Sept. 9 and won his major league debut on Sept. 12 at San Diego...first M.L. complete game and shutout was a two-hitter vs. Los Angeles on Sept. 25.

Minor League Notes: 1989 - Started the season at Phoenix and was 7-4 with a 3.12 ERA before being promoted to San Francisco...it was his 5th straight year he opened the season at the minor league level.

1988 - Led the Phoenix pitching staff in wins (11), starts (25), complete games (5), innings pitched (141.1) and strikeouts (110)...suffered a cracked rib July 27 while warming up between innings.

1987 - Was named the Texas League Pitcher of the Year while posting a 9-2 record and a 2.13

ERA in 16 starts before his promotion to Phoenix...named to the Texas League and Baseball America All-Star teams. **1986** - Led the Fresno staff with 12 wins and led the California League in strikeouts...finished 5th in the league with 12 wins. **1985** - Made his professional debut with Clinton and was 5-4 with a 3.36 ERA in 13 starts...was a reliever and outfielder in college and was converted to a starter at Clinton.

Personal: Graduate of Dickinson (TX) High School where he played baseball, basketball and football...attended Angelina Junior College for two years, then went to the University of Texas...named to the All-Southwest Conference team as an outfielder both years at Texas (1984-85)...was a member of the Longhorns team that went to the College World Series in 1985 along with Bruce Ruffin and Greg Swindell (Rangers)...hobbies include hunting and fishing...he is single.

DENNIS BRYAN COOK

Year	Club	W-L	ERA	G	GS	CG	SHO	SV	IP	H	R	ER	BB	SO
1985	Clinton	5-4	3.36	13	13	1	0	0	83.0	73	35	31	27	40
1986	Fresno	12-7	3.97	27	25	2	1	1	170.0	141	92	75	100	173
1987	Shreveport	9-2	2.13	16	16	1	1	0	106.2	94	32	25	20	98
	Phoenix	2-5	5.23	12	11	1	0	0	82.0	72	45	36	26	24
1988	Phoenix	11-9	3.88	26	25	5	1	0	141.1	138	73	61	51	110
	San Francisco	2-1	2.86	4	4	1	1	0	22.0	9	8	7	11	13
1989	Phoenix	7-4	3.12	12	12	3	1	0	78.0	73	29	27	19	85
	San Francisco	1-0	1.80	2	2	1	0	0	15.0	13	3	3	5	9
	Philadelphia	6-8	3.99	21	16	1	1	0	106.0	97	56	47	33	58
1990	Philadelphia	8-3	3.56	42	13	2	1	1	141.2	132	61	56	54	58
	Los Angeles	1-1	7.53	5	3	0	0	0	14.1	23	13	12	2	6
ML Totals-3 years		18-13	3.76	74	38	5	3	1	299.0	274	141	125	105	144

HOME RUNS IN FIRST APPEARANCE

Five Dodgers have hit home runs in their first major league appearance and two of the four have come by a pitcher. Four home runs were hit for Brooklyn Dodgers. They are: pitcher Dan Bankhead, Aug. 26, 1947; pitcher Clise Dudley, April 27 1929; outfielder Ernie Koy, April 19, 1938; and infielder Gordon Slade, May 24, 1930. On August 18, 1990, Jose Offerman became the first Los Angeles Dodger to hit a home run in his first major league appearance.

COOK VS. NATIONAL LEAGUE

	1990						Career					
	W-L	ERA	IP	ER	SO	SV	W-L	ERA	IP	ER	SO	SV
vs. West												
Atlanta	2-0	1.86	19.1	4	9	1	2-2	2.68	37.0	11	20	1
Cincinnati	0-0	6.35	5.2	4	2	0	2-0	3.14	28.2	10	18	0
Houston	1-0	3.71	17.0	7	7	0	1-1	4.03	22.1	10	9	0
Los Angeles	0-0	9.00	10.0	10	2	0	1-2	7.14	29.0	23	13	0
San Diego	0-1	5.11	12.1	7	4	0	1-2	4.43	22.1	11	9	0
San Francisco	3-1	4.15	21.2	10	9	0	3-1	3.50	28.1	11	11	0
West Total	6-2	4.40	86.0	42	33	1	10-8	4.30	167.2	76	80	1
vs. East												
Chicago	0-0	3.60	5.0	2	2	0	0-0	3.60	5.0	2	2	0
Montreal	0-1	4.50	8.0	4	6	0	1-1	2.10	25.2	6	16	0
New York	0-1	5.40	11.2	7	8	0	0-2	3.57	22.2	9	14	0
Philadelphia	-	-	-	-	-	-	-	-	-	-	-	-
Pittsburgh	1-0	2.95	21.1	7	9	0	2-0	3.62	27.1	11	14	0
St. Louis	2-0	2.25	24.0	6	6	0	5-2	3.73	50.2	21	18	0
East Total	3-2	3.34	70.0	26	31	0	8-5	3.36	131.1	49	64	0
1990 Totals	9-4	3.92	156.0	68	64	1	18-13	3.87	299.0	125	144	1
In April	3-0	0.66	27.1	2	6	0	3-0	0.66	27.1	2	6	0
May	2-0	4.31	31.1	15	11	0	2-0	4.31	31.1	15	11	0
June	0-2	5.04	30.1	17	18	0	3-2	3.43	60.1	23	36	0
July	2-0	2.25	20.0	5	8	0	4-3	3.32	59.2	22	32	0
August	1-1	5.14	21.0	12	8	0	1-4	5.64	44.2	28	18	0
Sept.-Oct.	1-1	5.89	26.0	17	13	0	5-4	4.16	75.2	35	41	0
Home	5-3	3.65	98.2	40	46	0	Cook's Career Game Highs Low Hit Game: 3, April 20, 1990 at St. Louis Strikeouts: 7, Sept. 25, 1988 vs. Los Angeles					
Road	4-1	4.40	57.1	28	18	0						
Day	2-0	2.53	32.0	9	11	0						
Night	7-4	4.28	124.0	59	53	0						
Before ASG	5-2	3.28	96.0	35	37	0						
After ASG	4-2	4.95	60.0	33	26	0						

Career Win Streak:

5 games, 4/15 - 5/13/90

MISCELLANEOUS STATISTICS

Year	PITCHING TOTALS					MAJOR LEAGUE HITTING TOTALS							
	IBB	HB	WP	BK	HR	Avg.	AB	R	H	2B	3B	HR	RBI
1988	1	0	1	0	1	.000	4	0	0	0	0	0	0
1989	6	2	4	2	18	.214	42	0	9	0	0	1	0
1990	9	2	6	3	20	.306	49	8	15	1	0	1	4
ML Totals	16	4	11	5	39	.253	95	8	24	1	0	1	4

COOK'S CAREER TRANSACTIONS

- Selected by San Francisco in the 18th round of the June 1985 Free Agent Draft.
- Traded to Philadelphia with Terry Mulholland and Charlie Hayes on June 18, 1989 for Steve Bedrosian and a player to be named.
- Traded to Los Angeles on September 13, 1990 for catcher Darrin Fletcher.

DAZZY VANCE WINS 15 STRAIGHT

Dazzy Vance holds the Dodger record for consecutive games won as a pitcher. Vance won 15 straight in 1942. The Los Angeles record for a starter is held by Burt Hooton at 12 set in 1975. The Los Angeles record for a reliever is 13 set by Phil Regan in 1966.

T I M C R E W S

RIGHT-HANDED PITCHER

Birth date: April 3, 1961

Birthplace: Tampa, FL

Bats: Right **Throws:** Right

Height: 6-0 **Weight:** 195

M.L. Service: 3 years and 41 days

How Obtained: Traded to the Dodgers with pitcher Tim Leary from Milwaukee for first baseman Greg Brock,

December 10, 1986

52



1990 Notes: He was 4-5 with five saves and a 2.77 ERA in his fourth season with the Dodgers...filled the role of middle reliever for most of the season...appeared in a career-high 66 games to lead the staff...it was tied for the 9th highest total games pitched in team history and the most since Tom Niedenfuer also appeared in 66 games in 1983 ...also had career highs in saves (5) and innings pitched (107.1)...on April 18 vs. San Francisco he saved his first game of 1990 and it also marked his first save since April 9, 1989 vs. Atlanta or 44 appearances...made his first major league start on May 22 vs. New York and Bob Ojeda and lost 8-3 while pitching four-plus innings, allowing two runs (one earned)...earned his 2nd save on May 15 vs. Montreal...won his first game of the year in his next outing on May 27 in relief at St. Louis in a 14-7 Dodger win...in June he was 0-1 with a 1.80 ERA in 12 games as a reliever...pitched a career-high 4.1 innings of relief on June 6 vs. Atlanta in a Dodger 7-5 win which was the 8,000th win in franchise history...saved his third game on June 22 at Cincinnati in the Dodgers' 7-6, 10-inning win... earned his fourth save on July 29 vs. Atlanta ...was a combined 0-2 in June and July with two saves and a 1.73 ERA in 23 games...was 1-3 with a 3.12 ERA at the ASB and was 3-2 with a 2.44 ERA after the ASB...had a season-high 14 consecutive scoreless inning streak from Aug. 25 to Sept. 10...retired a career-high 22 straight batters from Aug. 26 to Sept. 3...was the losing pitcher on Aug. 21 vs. the Phillies, losing 12-11 as Philadelphia scored nine

runs in the 9th to win the game ...recorded his fifth save on Aug. 29 at Philadelphia...was 3-1 with a 3.09 ERA in Sept./Oct....made his second career start on Sept. 17 at Atlanta and won 5-2, allowing one run in a career-high 5.1 innings... allowed runs in just nine of his last 31 games as a reliever after the ASB...saved five games in nine opportunities...finished 18 games... right-handed batters hit .212 (41-for-193)...allowed a career-high nine home runs, six were solo... stranded 25 of 38 runners inherited...first batters faced in relief hit .203 (12-of-59) and had a .254 on-base percentage...fanned three batters in a game seven times...was 0-for-7 at the plate.

Career Notes: He is 9-7 with nine saves and a 2.94 ERA in four years with the Dodgers...has appeared in 40 or more games the last three years...has made 110 relief outings over the last two years to lead all Dodger relievers...needs 28 appearances in 1991 to reach 200 in his career...longest outing as a reliever is 4.1 innings pitched on June 6, 1990 vs. Atlanta...he is 6-2 vs. the West with a 2.83 ERA...he is 5-1 in Sept./Oct. with a 2.87 ERA ...walked a career-high three men on May 4, 1990 at Philadelphia.

M.L. Career: 1989 - Completed his third season as a middle reliever with the Dodgers and was 0-1 with a 3.21 ERA...appeared in 44 games ...only decision was on July 23 at Pittsburgh, pitching one-third inning in the Dodgers' 2-1 loss...it was his first loss in 81 appearances...recorded his only save on April 9 at Atlanta...it was his first save since Aug. 19, 1987 at Montreal (57 appearances) and his 4th

career save...overall he had three save opportunities in 1989...was 0-0 before the All-Star break with a 2.73 ERA in 27 games...opponents first batters were 10-for-40 (.250)...stranded 14 of 29 runners inherited...had 56 strikeouts, second only to Pena among Dodger relief men...allowed a grand slam to Kevin McReynolds on Aug. 3 at Los Angeles...had successful surgery on Nov. 13 for a right inguinal hernia. **1988** - Was one of the Dodgers' top relief middlemen, posting a 4-0 record in 42 games...had a 3.14 ERA in 71.2 innings worked...his 42 appearances were fifth highest on the squad...was 3-0 in the first half of the season with a 2.84 ERA...was extremely tough on the road, allowing just three earned runs in 27.2 innings (0.98 ERA)...called up from Albuquerque on May 13...had a career-high five strikeouts on Aug. 8 at Houston...closed the 1988 campaign with one earned run in last 11.2 innings over seven games (0.77). **1987** - Promoted to the Dodgers in late July...was 1-1 with a 2.48 ERA in 20 games, all in relief...first major league win was a 4-3 victory Sept. 27 vs. San Diego...first big league save was Aug. 9 vs. Atlanta...had three saves on the year...longest outing of year was Aug. 21 vs. Philadelphia, working 3.0 innings...did not allow a run in first seven games and only one in first 11 games (18 innings).

Minor League Notes: 1988 - Was 1-1 for Albuquerque in 1988 with a 2.70 ERA in 13.1 innings worked...was promoted to Los Angeles on May 13. **1987** - Was the workhorse for the Albuquerque bullpen, appearing in 42 games with a 7-2 record and 3.63 ERA...had four

saves in four straight appearances from April 29 to May 9...had 60 strikeouts and 25 walks. **1986** - Had combined marks of 7-6 and 4.57 ERA at El Paso and Vancouver...pitched 124.0 innings, the most since 1983...was 5-5 with El Paso and 2-1 with Vancouver. **1985** - Appeared in just 16 games before being placed on the DL on June 9 to end his season...was 8-1 with a 3.30 ERA for Stockton...had surgery to repair impingement in right shoulder. **1984** - Pitched in only eight games and had a 2-3 record with a 6.75 ERA...started all eight games and had one complete game. **1983** - Was 9-8 for El Paso with a 6.56 ERA...appeared in 27 games, 26 as a starter...had two complete games and worked a total of 163.0 innings. **1982** - Was 10-4 at Stockton with a 3.37 ERA in 19 starts...pitched 139.0 innings. **1981** - Pitched 144 innings in 21 games...started 20 games and was 10-4 with a 4.19 ERA...led the Midwest League in home runs allowed with 16...first year in pro ball.

Personal: Graduated from King High School in Tampa, FL in 1979...during the class AAA tournament, he pitched three seven inning shutouts in three days...was named to All-Florida team...graduated from Valencia Community College (Florida)...was 10-3 and helped lead Valencia to the division II state championship...signed to first contract by Nelson Burbrink...married December 19, 1981...wife's name is Laurie and they have a daughter, Tricia (10-19-83) and two sons, Shawn (5-4-88) and Travis (4-17-90)...spends most of the offseason fishing in Florida.

STANLEY TIMOTHY CREWS

Year	Club	W-L	ERA	G	GS	CG	SHO	SV	IP	H	R	ER	BB	SO
1981	Burlington	10-4	4.19	21	20	8	1	0	144.0	148	82	67	27	98
1982	Stockton	10-4	3.37	19	19	8	1	0	139.0	151	66	52	28	83
1983	El Paso	9-8	6.56	27	26	2	0	0	163.0	207	129	119	53	99
1984	El Paso	2-3	6.75	8	8	1	0	0	36.0	56	32	27	10	22
1985	Stockton	8-1	3.30	16	14	0	0	0	90.0	101	46	33	17	56
1986	El Paso	5-5	4.76	15	15	4	1	0	90.2	114	53	48	18	50
	Vancouver	2-1	4.05	10	3	0	0	1	33.1	39	15	15	14	28
1987	Albuquerque	7-2	3.63	42	0	0	0	12	72.0	73	34	29	25	60
	Los Angeles	1-1	2.48	20	0	0	0	3	29.0	30	9	8	8	20
1988	Albuquerque	1-1	2.70	10	0	0	0	3	13.1	13	5	4	2	7
	Los Angeles	4-0	3.14	42	0	0	0	0	71.2	77	29	25	16	45
1989	Los Angeles	0-1	3.21	44	0	0	0	1	61.2	69	27	22	23	56
1990	Los Angeles	4-5	2.77	66	2	0	0	5	107.1	98	40	33	24	76
ML Totals-4 years		9-7	2.94	172	2	0	0	9	269.2	274	105	88	71	197

CREWS VS. NATIONAL LEAGUE

	1990						Career					
	W-L	ERA	IP	ER	SO	SV	W-L	ERA	IP	ER	SO	SV
vs. West												
Atlanta	1-0	2.04	17.2	4	9	1	1-0	3.44	34.0	13	18	3
Cincinnati	0-1	2.70	6.2	2	5	1	2-1	0.98	27.2	3	20	1
Houston	0-0	1.64	11.0	2	7	0	0-0	4.56	25.2	13	20	0
Los Angeles	-	-	-	-	-	-	-	-	-	-	-	-
San Diego	1-1	4.50	8.0	4	3	0	3-1	2.10	30.0	7	21	0
San Francisco	0-0	1.80	15.0	3	9	1	0-0	3.10	29.0	10	22	2
West Total	2-2	2.31	58.1	15	33	3	6-2	2.83	146.1	46	101	6
vs. East												
Chicago	0-0	0.00	7.0	0	4	0	0-0	1.33	20.1	3	13	0
Montreal	1-0	1.80	10.0	2	13	1	1-1	1.57	23.0	4	25	2
New York	0-1	1.80	10.0	2	7	0	0-1	2.48	32.2	9	22	0
Philadelphia	0-1	10.8	8.1	10	7	1	0-1	6.75	18.2	14	16	1
Pittsburgh	0-0	4.50	4.0	2	4	0	0-1	4.50	10.0	5	6	0
St. Louis	1-1	1.86	9.2	2	8	0	2-1	3.38	18.2	7	14	0
East Total	2-3	3.31	49.0	18	43	2	3-5	3.07	123.1	42	96	3
1990 Totals	4-5	2.77	107.1	33	76	5	9-7	2.94	269.2	88	197	9
In April	0-0	2.25	12.0	3	9	1	0-0	1.75	25.2	5	23	2
May	1-1	4.66	18.1	10	17	1	1-1	3.56	43.0	17	34	1
June	0-1	1.80	15.0	3	8	1	2-1	2.93	45.2	13	27	1
July	0-1	1.69	21.1	4	16	1	1-2	2.89	53.0	17	34	1
August	0-1	2.60	17.1	5	12	1	0-2	3.42	55.1	21	45	4
Sept.-Oct.	3-1	3.09	23.1	8	14	0	5-1	2.87	47.0	15	34	0
Home	0-4	3.04	50.1	17	40	2						
Road	4-1	2.53	57.0	16	36	3						
Day	2-2	1.65	32.2	6	28	2						
Night	2-3	3.25	74.2	27	48	3						
Before ASG	1-3	3.12	52.0	18	39	3						
After ASG	3-2	2.44	55.1	15	37	2						

Crews' Career Game Highs

Strikeouts: 5, (2 times), last time, May 28, 1989 vs. New York
 Innings Pitched (starter): 5.1, Sept. 17, 1990 at Atlanta
 (reliever) 4.1, June 6, 1990 vs. Atlanta

Career Win Streak:

5 games, 9/27/87 - 9/11/88

MISCELLANEOUS STATISTICS

Year	PITCHING TOTALS					MAJOR LEAGUE HITTING TOTALS							
	IBB	HB	WP	BK	HR	Avg.	AB	R	H	2B	3B	HR	RBI
1987	1	2	0	0	2	.000	2	0	0	0	0	0	0
1988	7	0	1	0	3	.200	5	1	1	0	0	0	0
1989	9	2	1	0	7	.000	0	0	0	0	0	0	0
1990	6	1	2	0	9	.000	7	0	0	0	0	0	0
ML Totals	23	5	4	0	21	.071	14	1	1	0	0	0	0

CREWS' CAREER TRANSACTIONS

- Selected by the Kansas City Royals in the 2nd round of the Free Agent Draft, January, 1980.
- Selected by the Milwaukee Brewers in the 2nd round of the Free Agent Draft, January, 1981; signed by Nelson Burbrink.
- Acquired by the Los Angeles Dodgers from Milwaukee along with Tim Leary in exchange for Greg Brock, December 10, 1986.

NAP RUCKER TWO-HITTERS

Pitcher Nap Rucker in 1910 had three two-hitters: (April 14 vs. Philadelphia, August 5 vs. St. Louis and September 26 vs. Pittsburgh).

K A L D A N I E L S

OUTFIELDER

Birth date: August 20, 1963

Birthplace: Vienna, GA

Bats: Left **Throws:** Right

Height: 5-11 **Weight:** 205

M.L. Service: 4 years and 135 days

How Obtained: Traded to the

Dodgers by Cincinnati along

with infielder Lenny Harris

for pitcher Tim Leary and

infielder Mariano Duncan

on July 18 1989



28

1990 Notes: In his first full season with the Dodgers he batted .296 with career highs in home runs (27) and RBI (94)...his 27 home runs led the club and it also tied a L.A. record for most home runs by a left-handed batter (switch-hitter Reggie Smith hit 32 home runs in 1977, 27 left-handed)...was among the N.L. leaders in grand slams (1st with 3), home runs (tied for 7th with 27), on-base percentage (6th with .389) and slugging percentage (7th with .531)...homered every 16.7 at-bats, 6th best in the league and recorded an RBI every 4.8 at-bats, second best in the league...his .531 slugging percentage was the highest by a Dodger since Pedro Guerrero posted a .539 mark in 1987...became the first Dodger to hit three grand slams during the regular season...he hit grand slams on May 19 vs. Philadelphia (Carman), Sept. 4 vs. Houston (Portugal) and Sept. 14 at Cincinnati (Layana)...hit safely in 14 of his 19 April games and batted .346 with a .481 slugging percentage...on May 1 he homered off Walt Terrell of the Pirates...it was the Dodgers first home run in 85 innings...hit his first career grand slam on May 19 in a Dodger 15-12 loss to the Phillies...it was the first time L.A. scored 12 runs and lost since July 17, 1969 at San Francisco...on May 19 vs. the Phillies he collected his first career five-RBI game...totaled a career-high six RBI two times, first time on July 14 at Chicago and his second six-RBI game was on Sept. 4 vs. Houston...in each game he also hit two home runs and totaled three on the year, the other coming

on Sept. 2 at Montreal...hit a three-run homer on May 23 at Chicago in the 8th inning giving L.A. a 4-3 win...eight days later he hit his 9th homer and his first career homer against his former club, the Cincinnati Reds...in May he totaled eight home runs, 23 RBI and a .611 slugging percentage...had a nine-game hitting streak from May 15-25 and hit .375 with four home runs and 15 RBI...had at least one RBI in seven straight games (May 15-23)...on June 24 he felt back spasms and did not play again until July 2...flew home from Cincinnati to see Dr. Robert Watkins on June 27 and was diagnosed with a sprained lower back...walked a career-high four times on July 27 vs. the Braves...had a career-high 11-game hitting streak from July 17-29 and hit .395 (15-for-38)...after missing two games with lower back pain, he came off the bench on Sept. 12 at San Diego and delivered a bases loaded pinch-hit double and three RBI...was ejected from the game in the first inning on Sept. 8 vs. the Reds...while chasing a foul ball on Sept. 28 at San Francisco, he ran into the side wall and injured his ribs...was out for the remainder of the season...hit in 18 of 24 Sept. games with at least one RBI in 14 games...hit five home runs in 17 at-bats from Sept. 2-6...tied a career-high four hits on Sept. 21 vs. the Giants...was named N.L. Player of the Month for Sept., batting .354 with eight home runs and 31 RBI...his 31 RBI total was the fourth highest monthly total by an L.A. Dodger batter...the other three are Frank Howard with 41

in Aug. of 1962, Mike Marshall with 37 in Sept./Oct. of 1985 and Tommy Davis with 33 in June of 1962...totaled 23 multi-RBI games, second highest on club...had 34 multi-hit games...made 126 starts, all in left field and batted third in the order 119 times, two times cleanup and batted fifth five times...14 of his 27 home runs tied the game or put the Dodgers in the lead...hit .285 vs. LHP with six home runs...batted .284 on turf...three of his four hits (10 at-bats) with bases loaded were home runs, the other was a double...batted .292 (38-for-130) with runners in scoring position...was second in the N.L. among left fielders with a .987 fielding percentage...had three errors in 223 chances...totaled 13 assists, tied with Joe Carter of the Padres and Willie McGee of the Cardinals for second, one assist behind N.L. leaders Barry Bonds of the Pirates and Kevin McReynolds of the Mets...hit 12 home runs at Dodger Stadium...batted .301 on the road, 10th best in the league...batted .451 when swinging at the first pitch.

Career Notes: His on-base average is .402 in five seasons, second only to Wade Boggs of Boston with a .436 mark...has homered twice in a game nine times...averaging 16 home runs and 52 RBI a season...has three career grand slams, all in 1990...scored five runs in a game on Sept. 6, 1988 at Houston...stole 19 straight bases in Sept. of 1988...has been named Player of the Week two times, Player of the Month once...has been placed on the DL four times...has a .514 slugging percentage...he is 389-for-1,214 (.320) vs. RHP over the last six years.

M.L. Career: 1989 - Joined the Dodgers with Lenny Harris in a trade that sent pitcher Tim Leary and infielder Mariano Duncan to Cincinnati on July 18...played in 11 games for the Dodgers due to knee problems...batted .342 with two home runs and eight RBI and stole three bases...on the year he hit .246 in 55 games...in his first at bat for the Dodgers on July 19 vs. Chicago, he singled to left field...on July 23 at Pittsburgh he hit his 8th home run of the season and his first as a Dodger...had a season-high five-game hitting streak from July 22-26...played his last game of 1989 on Aug. 1 vs. San Francisco and was 2-for-3 and hit his 2nd home run with L.A....was placed on the 15 day DL on Aug. 7 with a sore right knee...had diagnostic arthroscopic surgery performed by Dr. Frank Jobe on Aug. 9...missed the remainder of the season...was reinstated from the DL on Oct. 3...Batted .239 for the Reds in 21 April games...played only 11 games in May and June due to knee problems and hit a combined .200 (5-for-25)...hit .218 overall for the Reds in 44 games...had 12 multi-hit games overall four with L.A....had four multi-RBI games...hit .500 with the bases loaded with the Dodgers...did not commit an error in 21 total chances while playing the outfield for L.A....in all he started 49 games in the outfield and did not have an error...had four assists...hit .480 against RHP with L.A. and .272 overall...struggled vs. LHP, batting .193 overall and .077 with the Dodgers...was 3-for-10 with runners in scoring position. **1988** - Appeared in 140 games with the Reds and batted .291 with 18 home runs and

DODGERS AND LENGTH OF SERVICE

Zack Wheat holds the length of service record with the Dodgers of 18 years (1909-26). Bill Russell (1969-1986) is second with 17 plus years. Pee Wee Reese (1940-42, '46-58), Duke Snider (1947-62) and Don Sutton (1966-80, '88) are next in line with 16 years apiece. Gil Hodges played 15 years (1947-61) and played in one game for the Dodgers in 1943. Carl Furillo (1946-60) also played 15 years for the Dodgers. The 14-year Dodger players are as follows: Don Drysdale (1956-69), Willie Davis (1960-73), Jim Gilliam (1953-66) and Steve Yeager (1972-85). Johnny Podres (1953-55 '57-66) is a 13-year man and the 12-year men are Jim Brewer (1964-75), Carl Erskine (1948-59), Sandy Koufax (1955-66), Dazzy Vance (1922-32, '35) and Steve Garvey (1969-82; only played 12 full seasons).

64 RBI...was one of the most consistent Reds, batting .295 prior to the All-Star break and .286 to close the season...he led the N.L. with a .397 on-base percentage and finished 3rd in walks, 8th in runs scored and 10th in batting average...started the season by batting .600 in the first week and was named N.L. Player of the Week...scored a career-high five runs in a game on Sept. 6 at Houston, tying a team record...led the Reds with 87 walks, 10 intentional...stole 19 straight bases before being caught in his last attempt in 1988.

1987 - Batted .334 in 108 games, the highest batting average by a Reds player since 1976...flirted with the 30-30 mark, hitting 26 home runs and had 26 stolen bases...had arthroscopic surgery on July 7 to smooth bone ends in his left knee and was on the DL from July 6 to August 6...batted .364 for the remainder of the season. **1986** - Started the season at Denver but joined the Reds on June 29...hit .320 for the Reds in 74 games...shared the N.L. lead with a .473 average as a pinch-hitter (11-for-23)...a hamstring injury limited his play after Sept. 1...hit .336 from June 29 to Sept. 1.

Minor League Notes: 1986 - Was voted the American Association top hitting prospect by the managers although he appeared in just 42 games before joining the Reds in June...hit .371 with eight homers

and 32 RBI for Denver. **1985** - Hit .302 in 76 games for Denver and was named to the Topps-Class AAA and American Association All-Star teams and was voted by American Association managers as the best major league prospect and best batting prospect...was placed on the DL on July 7 with a broken left ankle and missed the remainder of the season. **1984** - Batted .313 for Vermont and was voted second best major league prospect behind teammate Paul O'Neill in the Eastern League...finished first in slugging percentage (.525) and on-base percentage (.418) and placed in the top five in homers (17), steals (43), doubles (29), average (.313) and walks (73)...he was named to the Eastern League All-Star team and was Vermont's MVP. **1983** - Batted .251 for Cedar Rapids in 101 games...had five home runs and 28 RBI while stealing 31 bases. **1982** - Hit .367 for Billings in his first year of pro ball, third best in the Pioneer League...he led the league in game-winning RBI with nine and stolen bases with 27, earning a spot on the All-Star team.

Personal: Full name is Kalvoski Daniels...batted .500 at Northside High School in Warner Robins, Georgia...hit .397 in his one season at Middle Georgia JC where he earned MVP honors in both the state and national tournaments.

KALVOSKI DANIELS

Year	Club	Avg.	G	AB	R	H	2B	3B	HR	RBI	BB	SO	SB
1982	Billings	.367	67	240	43	88	19	4	3	38	32	26	27
1983	Cedar Rapids	.251	101	342	51	86	14	5	5	28	39	73	31
1984	Vermont	.313	122	415	81	130	29	4	17	62	73	59	43
1985	Denver	.302	76	285	59	86	12	9	15	43	37	34	10
1986	Denver	.371	42	132	33	49	12	2	8	32	34	20	12
	Cincinnati	.320	74	181	34	58	10	4	6	23	22	30	15
1987	Cincinnati	.334	108	368	73	123	24	1	26	64	60	62	26
1988	Cincinnati	.291	140	495	95	144	29	1	18	64	87	94	27
1989	Cincinnati	.218	44	133	26	29	11	0	2	9	36	28	6
	Los Angeles	.342	11	38	7	13	2	0	2	8	7	5	3
1990	Los Angeles	.296	130	450	81	133	23	1	27	94	68	104	4
ML Totals- 6 years		.300	507	1665	316	500	99	7	81	262	280	323	81

VANCE COLLECTS FIRST WIN AT 31

Dazy Vance, who won 190 games for the Dodgers, did not win his first game for them until he was 31 years old.



DANIELS VS. NATIONAL LEAGUE

	1990					Career				
	AVG.	AB	H	HR	RBI	AVG.	AB	H	HR	RBI
vs. West										
Atlanta	.367	49	18	3	8	.298	158	47	9	23
Cincinnati	.280	50	14	5	12	.280	50	14	5	12
Houston	.396	53	21	3	15	.391	179	70	13	37
Los Angeles	—	—	—	—	—	.303	132	40	10	14
San Diego	.243	37	9	1	7	.253	198	50	7	29
San Francisco	.333	48	16	1	8	.301	176	53	7	27
West Total	.329	237	78	13	50	.307	893	274	51	142
vs. East										
Chicago	.286	42	12	3	11	.333	123	41	3	23
Montreal	.225	40	9	6	11	.254	138	35	8	19
New York	.133	30	4	1	5	.258	120	31	5	14
Philadelphia	.300	30	9	2	9	.290	114	33	4	21
Pittsburgh	.357	42	15	2	7	.314	153	48	6	29
St. Louis	.207	29	6	0	1	.307	124	38	4	14
East Total	.258	213	55	14	44	.293	772	226	30	120
1990 Totals	.296	450	133	27	94	.300	1665	500	81	262
In April	.346	52	18	1	6	.290	300	87	15	46
May	.311	90	28	8	20	.301	286	86	12	39
June	.250	56	14	2	7	.278	212	59	11	28
July	.293	92	27	4	16	.291	306	89	9	42
August	.222	81	18	4	11	.299	314	94	15	42
Sept.-Oct.	.354	79	28	9	31	.344	247	85	20	62
Home	.290	231	67	12	43	Daniels' Career Game Highs Most Hits: 4 (7 times) last time, Sept. 21, 1990 vs. San Francisco Most RBI: 6, last time, Sept. 4, 1990 vs. Houston Most HR: 2 (9 times) last time, Sept. 4, 1990 vs. Houston				
Road	.301	219	66	15	51					
Day	.266	94	25	6	21					
Night	.303	356	108	21	73					
Before ASG	.289	225	65	11	37					
After ASG	.302	225	68	16	57					
vs. RHP	.301	299	90	21	64					
vs. LHP	.285	151	43	6	30					
Pinch Hit	.667	3	2	0	5					

Career Hit Streak:

11 games from 7/17 - 7/29/90

ADDITIONAL BATTING STATISTICS

Year	IBB	HP	SF	SH	CS	TB	Year	IBB	HP	SF	SH	CS	TB
1986	1	2	1	1	2	94	1989	1	2	2	0	4	67
1987	11	1	0	1	8	227	1990	1	3	3	2	3	239
1988	10	3	4	0	6	229							

ML Totals 24 11 10 4 23 856

DANIELS' CAREER TRANSACTIONS

- Selected by the New York Mets in the 3rd round of the Free Agent Draft on January 12, 1982.
- Selected by the Cincinnati Reds in secondary phase of the Free Agent Draft on June 7, 1982.
- Traded to the Los Angeles Dodgers by Cincinnati along with infielder Lenny Harris for pitcher Tim Leary and infielder Mariano Duncan on July 18, 1989.

STEALING 2nd, 3rd AND HOME

Only three Dodgers have ever stolen 2nd base, 3rd base and home in a single game. Jimmy Johnston was the first to do it for the Dodgers on September 22, 1916. Harvey Hendrick was next on June 12, 1928 and the last Dodger to do it was Jackie Robinson on April 23, 1954.

J O S E G O N Z A L E Z

OUTFIELDER

Birth date: November 23, 1964
Birthplace: Puerto Plata, DR
Bats: Right **Throws:** Right
Height: 6-2 **Weight:** 200
M.L. Service: 2 years and 155 days
How Obtained: Signed as a free agent on August 12, 1980

38



1990 Notes: Played in a career-high 106 games in his first full season...batted .300 (15-for-50) in 16 starts...started eight games in center field, six in left and two in right...did not commit an error in 63 total chances...had a season-high four-game hitting streak from May 21-25...had his first multi-hit game on May 6 at Philadelphia...totaled four multi-hit games on the year...tied a career-high three hits in a game on June 4 vs. the Braves in a 6-0 Dodger win...hit two home runs on the year, both against the Mets...his first of the year was on May 21 at New York and his second was a game winner that ended a four-hour, 33 minute game on Aug. 25 in the 14th inning of a Dodger 3-2 win...one of three Dodgers to steal home in 1990 (Harris and Gibson)...stole home on Aug. 26 vs. the Mets as part of a double steal in L.A.'s 2-1 win...was 3-for-21 (.143) as a pinch-hitter...was 4-for-16 with runners in scoring position...hit .667 (2-for-3) with the bases loaded...batted .375 with a runner at third.

Career Notes: Last season marked the first time he has not split time between the minors and major leagues, sharing time the previous five seasons...has been named Player of the Week one time in July of 1989.

M.L. Career: 1989 - Started the season at Albuquerque but joined the major league club on June 2...played in 95 games, 62 as a starter and batted .268 with three home runs and 18 RBI for the Dodgers...started 44 games in center, 17 in right and one game in left...led all Dodger outfielders with eight assists and six errors...had a .968 fielding percentage...batted .400

(20-for-50) from June 14 to July 2 including a career-high 11-game hitting streak...it was the 4th longest hit streak on the team...had a career-high 3 RBI on July 2 vs. Pittsburgh including his first homer of the year...closed the season on a strong note, batting .350 in Sept. (14-for-40) in 17 games...was 3-for-5 on Sept. 7 at Cincinnati, tying a season and career-high for hits...hit .297 before the All-Star Game...hit .306 vs. LHP...led off in 15 games and batted .186...had 16 multi-hit and two multi-RBI games...was 5-for-14 (.357) as a pinch-hitter. **1988** - Contract purchased from Albuquerque on June 10 following an injury to Pedro Guerrero...after just two appearances, was outrighted to Albuquerque on June 16...contract purchased again on June 21 when Jay Howell was placed on the disabled list...outrighted to Albuquerque on July 19 having appeared in nine contests and picking up two hits in six at-bats...contract purchased a third time on Aug. 1 after Fernando Valenzuela was placed on the disabled list...after three pinch-hit appearances, he was outrighted back to Albuquerque on Aug. 9...final call-up came on Aug. 29...in all, played in 37 games and hit .083 with three stolen bases. **1987** - Joined the Dodgers Sept. 14 after contract was purchased from Albuquerque...played all three outfield positions for Dodgers...hit in three of four games in which he started...stole five bases in as many tries...played for Licey in Dominican Republic Winter League. **1986** - Was recalled to Los Angeles after Mike Marshall was sidelined with a bad back on July

22...after playing sparingly...returned to Albuquerque on Aug. 4 upon Marshall's return...one week later, Pedro Guerrero returned to the disabled list and the Dodgers once again called on Gonzalez... had five two-hit games...hit his first big league home run on Sept. 10 vs. Houston off Jim Deshaies. **1985** - Called up from Albuquerque on Sept. 1...played in 23 games for the Dodgers, the first on Sept. 2 as a pinch-runner, scoring the winning run in an extra-inning contest...singled off Houston's Jeff Calhoun on Sept. 23 for his first big league hit...first start was on Oct. 3...hit .273 (3-for-11) with two doubles and scored six runs, four as a pinch-runner.

Minor League Notes: 1989 - Played in 50 games and hit .268 with four home runs and 31 RBI for Albuquerque...hit .299 in April... marked the 4th season he's shared time at Albuquerque...played a career-low 50 games for the Dukes. **1988** - Playing for Albuquerque, finished third in the Pacific Coast League and tied for the Dukes' 10th best single season mark with 44 stolen bases...stole three bases in a game on two occasions...stole two bases in a game five times... had four hits, including a triple vs. Colorado Springs on Aug. 12...had three hits in a game on six occasions and had 21 multiple-hit games overall...played for Licey in Dominican Republic Winter League. **1987** - Had two hits and three RBI in PCL championship win over Calgary Sept. 11...drove in six runs with two homers in victory over Portland, June 23... had six three-hit games...had 19

hits in 56 at-bats (.339) May 2-22... had 19 hits in 44 at-bats (.432) June 20-July 5...had 29 hits in 81 at-bats (.358) June 26-Aug. 2. **1986** - Hit .277 with six homers and 37 RBI, earning a promotion to Los Angeles...had 10 assists for Albuquerque. **1985** - Playing for San Antonio, received Texas League All-Star honors...hit .306 with 13 homers and 62 RBI, all career highs...had 32 multiple-hit games and 15 assists and finished third in stolen bases with 34. **1984** - At Bakersfield in the California League...hit his first professional grand slam on June 15 and was second on the team in home runs with 11. **1983** - Was off to his best start, playing for Lodi of the Class A California League and among the leading hitters when cartilage damage to his right thumb sidelined him for the season... batted .396 (42-for-106) during a 25-game hitting streak in May that raised his average from .217 to .342. **1982** - Drove in 47 runs in 55 games...played brilliantly in center field, committing just one error in 120 chances.

Personal: Signed as a free agent in his native Dominican Republic when he was playing for Licey... played his first professional season at Lethbridge in 1981, the first time the 16-year-old had been outside the Dominican...graduated Virginia Elena Ortea High School in Puerto Plata, where he played baseball and basketball... older brother pitched in New York Yankees organization in 1981... married to wife, Mona, on April 30, 1984...signed by Ralph Avila.

JOSE RAFAEL GONZALEZ

Year	Club	Avg.	G	AB	R	H	2B	3B	HR	RBI	BB	SO	SB
1981	Lethbridge	.136	34	103	11	14	1	1	0	7	11	44	3
1982	Lethbridge	.301	55	209	35	63	14	1	4	47	15	45	11
1983	Lodi	.294	76	310	48	91	17	4	6	36	24	83	21
1984	Bakersfield	.221	129	484	86	107	26	1	11	59	58	126	49
1985	San Antonio	.306	128	448	82	137	22	6	13	62	60	80	34
	Los Angeles	.273	23	11	6	3	2	0	0	0	1	3	1
1986	Albuquerque	.277	89	303	39	84	20	3	6	37	16	70	11
	Los Angeles	.215	57	93	15	20	5	1	2	6	7	29	4
1987	Albuquerque	.280	116	339	67	95	23	3	13	61	55	94	19
	Los Angeles	.188	19	16	2	3	2	0	0	1	1	2	5
1988	Albuquerque	.306	84	288	57	88	15	2	5	22	36	66	44
	Los Angeles	.083	37	24	7	2	1	0	0	0	2	10	3
1989	Albuquerque	.267	50	180	32	48	12	4	4	31	16	39	10
	Los Angeles	.268	95	261	31	70	11	2	3	18	23	53	9
1990	Los Angeles	.232	106	99	15	23	5	3	2	8	6	27	3
ML Totals- 6 years		.240	337	504	76	121	26	6	7	33	40	124	25

GONZALEZ VS. NATIONAL LEAGUE

	1990					Career				
	AVG.	AB	H	HR	RBI	AVG.	AB	H	HR	RBI
vs. West										
Atlanta	.455	11	5	0	2	.298	57	17	0	3
Cincinnati	.125	8	1	0	0	.286	56	16	0	1
Houston	.125	8	1	0	0	.245	49	12	1	3
Los Angeles	—	—	—	—	—	—	—	—	—	—
San Diego	.125	16	2	0	0	.244	78	19	2	7
San Francisco	.250	4	1	0	0	.222	54	12	1	5
West Total	.213	47	10	0	2	.259	294	76	4	19
vs. East										
Chicago	.286	7	2	0	2	.280	25	7	0	2
Montreal	.000	1	0	0	0	.200	20	4	0	1
New York	.417	12	5	2	2	.267	45	12	2	3
Philadelphia	.308	13	4	0	2	.225	49	11	0	3
Pittsburgh	.000	10	0	0	0	.189	37	7	1	5
St. Louis	.222	9	2	0	0	.188	34	4	0	0
East Total	.250	52	13	2	6	.214	210	45	3	14
1990 Totals	.232	99	23	2	8	.240	504	121	7	33
In April	.286	7	2	0	1	.286	7	2	0	1
May	.258	31	8	1	3	.258	31	8	1	3
June	.238	21	5	0	2	.317	82	26	0	4
July	.000	4	0	0	0	.195	87	17	1	6
August	.316	21	6	1	2	.219	146	32	2	9
Sept.-Oct.	.118	17	2	0	0	.235	153	36	3	10
Home	.234	47	11	2	5	Gonzalez's Career Game Highs				
Road	.231	52	12	0	3	Most Hits: 3 (3 times), last time,				
Day	.360	25	9	1	3	June 4, 1990 vs. Atlanta				
Night	.189	74	14	1	5	Most RBI: 3, July 2, 1989 vs.				
Before ASG	.250	60	15	1	6	Pittsburgh				
After ASG	.205	39	8	1	2	Most HR: 1 (7 times), last time,				
vs. RHP	.276	29	8	2	3	Aug. 25, 1990 vs. New York				
vs. LHP	.214	70	15	0	5					
Pinch Hit	.143	21	3	0	0					
Career Hit Streak: 11 games, 6/23 - 7/2/89										

LEAGUE CHAMPIONSHIP SERIES STATISTICS

Year	Club, Opp.	Avg.	G	AB	R	H	2B	3B	HR	RBI	BB	SO	SB
1988	L.A. vs. Mets	.000	5	2	2	0	0	0	0	0	0	0	0

WORLD SERIES STATISTICS

Year	Club, Opp.	Avg.	G	AB	R	H	2B	3B	HR	RBI	BB	SO	SB
1988	L.A. vs. Oak.	.000	4	2	2	0	0	0	0	0	0	0	0

ADDITIONAL BATTING STATISTICS

Year	IBB	HP	SF	SH	CS	TB	Year	IBB	HP	SF	SH	CS	TB
1985	0	0	0	0	1	5	1988	0	0	0	0	0	3
1986	0	0	0	2	3	33	1989	5	0	1	1	3	94
1987	0	0	1	0	0	5	1990	1	1	1	1	1	40
ML Totals								6	1	3	4	8	180

GONZALEZ'S CAREER TRANSACTIONS

* Signed as a free agent by the Los Angeles Dodgers on August 12, 1980.

J I M G O T T

RIGHT-HANDED PITCHER

Birth date: August 3, 1959

Birthplace: Hollywood, CA

Bats: Right **Throws:** Right

Height: 6-4 **Weight:** 220

M.L. Service: 9 years

How Obtained: Signed as a free agent on December 7, 1989



35

1990 Notes: It was his first season with the Dodgers and he posted a 3-5 record with three saves and a 2.90 ERA in 50 relief outings...his 50 appearances were second highest on the team and second most in his career (67 in 1988)...began the season on the 15-day disabled list still rehabilitating from surgery on May 12, 1989 to repair a ruptured medial collateral ligament in his right elbow along with removal of a bone spur...moved to the 21-day DL on April 21...began a rehab assignment at Bakersfield (A) on May 4 where he pitched seven games and was 0-0 with a 2.77 ERA...was reinstated on May 25...appeared in his first game as a Dodger on May 27 at St. Louis, pitching one inning and allowing two runs on three hits in the Dodgers' 14-7 win...lost his first game on June 8 at San Diego, a 12-6 setback as he allowed six runs (two earned) in two-thirds innings pitched...it marked the 4th time in his first five appearances he gave up at least one run...after the game he was so upset, he walked from Jack Murphy Stadium to the team's hotel two miles away...he allowed a run in just four of his next 28 outings...he was 0-2 at the All-Star break with a 4.43 ERA...in July he was 0-0 with a 0.73 ERA in 11 outings...earned his first win as a Dodger on Aug. 20 vs. Philadelphia, pitching two scoreless innings...it was his first win since Aug. 14, 1988 at Philadelphia...on Aug. 22 he recorded his second win, pitching one scoreless inning in L.A.'s 3-2 win over the Phillies...he was 2-1 in Aug. with a 0.49 ERA in 13 games...had a 19.2 consecutive inning scoreless streak

from Aug. 14-24 and retired 22 consecutive batters...the streak started and ended with the Mets...from July 1 through Sept. 2 he was 2-1 with a 0.56 ERA (2 ER/31.2 IP) in 25 games...earned his first save as a Dodger on Aug. 11 at Atlanta, his first since Sept. 27, 1988 covering nearly 23 months and 28 outings...less than 24 hours later, he recorded his second save of the year and 50th N.L. save vs. the Braves in a 7-3 Dodger win...his final save was on Aug. 18 vs. Montreal...pitched 2.0 innings or more 13 times including a season-high 2.1 innings on Sept. 24 at Houston...struck out a season-high five (tied a career high as a reliever) on Sept. 23 vs. the Giants...stranded 16 of 22 runners inherited...saved three of five opportunities...first batters were 12-for-47 (.255)...had one at-bat on Sept. 24 at Houston and struck out...left-handed batters hit .288 (38-for-132) while right-handed hitters batted .214 (21-for-98)...was 2-3 in one-run games and 1-0 in extra inning games...allowed five home runs, four were by right-handed batters.

Career Notes: He is 38-53 in 307 games with a 4.07 ERA and 53 saves in nine major league seasons...he is beginning his 7th season in the N.L. and 10th overall...as a reliever he is 12-15 with 53 saves in 211 appearances...has a 26-38 record as a starter with a 4.58 ERA in 96 starts...50 of his 53 saves have come since 1987...last start was June 20, 1987 at San Diego...has a 146 game errorless streak dating back to July 17, 1987...has four errors in his career...recorded his 200th strikeout as a reliever on June 27 at Atlanta and has 236 in

his career...has struck out five in a game twice as a reliever, first time Sept. 21, 1984 vs. the Brewers and Sept. 23, 1990 vs. the Giants...recorded his 500th career strikeout on July 21, 1988 vs. Los Angeles...last home run was June 20, 1987 at San Diego...hit three homers in 1987 to lead all pitchers...first major league save was on July 31, 1984 vs. Kansas City while with the Blue Jays...longest outing in relief is 5.2 innings on August 15, 1984 vs. Cleveland.

M.L. Career: 1989 – Missed the entire season, with the exception of one relief appearance on April 6 vs. Montreal, due to arm problems...was placed on the 21-day DL on April 7 and then on May 12 underwent successful surgery to repair a ruptured medial-collateral ligament in his right elbow along with the removal of a bone spur...signed with the Dodgers as a free agent on December 7, 1989. **1988** – Was second in the league with 34 saves and 59 games finished and was 7th in the N.L. with 67 appearances, setting career highs in all three departments...finished second to John Franco in Rolaids Relief Man of the Year standings...stranded 27 of 35 runners inherited...equaled own club record set in 1987 with saves in seven straight appearances from Sept. 6 to Sept. 20...longest outing was 2.2 innings on April 17 at Chicago and in that game he allowed a home run to Ryne Sandberg, the first homer he had yielded to a right-handed batter since Aug. 25, 1985 when Kevin Gross of the Phillies hit one out. **1987** – Posted a career-low 3.41 ERA after recovering from shoulder surgery in his first full season as a reliever...had a 13.2 inning scoreless streak from Sept. 2-20...was 1-2 with a 3.41 ERA in 55 games and had 13 saves. **1986** – Appeared in just nine games before being sidelined with tendinitis in his right bicep...went on 21-day DL on May 9 and made two rehab assignments with Phoenix prior to having surgery on June 24 to repair a partially torn rotator cuff. **1985** – Won his first N.L. start in his 100th career appearance on April 14 at Los Angeles...snapped Doc Gooden's 14-game winning streak on Aug. 31 with a 3-2 win over the Mets. **1984** – Was 7-6 with a 4.02 ERA in his final year with

the Blue Jays...won five straight from May 5 to July 3...posted his third career shutout on July 3 vs. the Angels. **1983** – Set career highs in wins, starts, complete games, innings pitched and strike-outs...struck out a career-high nine batters on May 25 vs. Detroit...threw 21 scoreless innings in exhibition games earning honors as a starter. **1982** – Made his M.L. debut on April 9 vs. Milwaukee...made 15 relief appearances before first start on May 16 at Texas...first win came on May 30, a combined shutout at Baltimore...first shutout was July 31 vs. Detroit, a 10-inning 1-0 combined shutout.

Minor League Notes: 1981 – Finished 9th in Texas League with a 3.44 ERA...was 5-9 overall...drafted by Toronto from St. Louis organization at Winter Meetings. **1980** – Final season with St. Petersburg and was 5-11 with a 4.60 ERA in 25 games...had 113 walks and 103 strikeouts in 137 innings. **1979** – Spent the season with three teams posting a combined 5-9 record in 25 games...led the Carolina League with 21 wild pitches...was on the DL from Aug. 16 to Sept. 1. **1978** – Was 9-6 for Gastonia in 22 starts...tied for league lead with 113 walks in 145 innings...also had 130 strikeouts. **1977** – First season in pro ball and was 3-4 for Calgary in 14 starts...led the Pioneer League with 83 walks, 82 runs and 69 earned runs and tied for league high honors with 14 starts.

Personal: Graduate of San Marino High School in California where he earned all-league, all-state and Class AA Player of the Year...was 9-0 with a 1.73 ERA and hit .430 with five home runs in leading San Marino to the Class AA title...pitched in 1977 California North-South game at Dodger Stadium...attended Brigham Young Univ. for three years...was very active in Pittsburgh supporting drug and alcohol rehabilitation programs...enjoys theatre, movies and Hapkido karate...was married in the offseason...wife's name is Cathy...he has four children, two daughters, Jenice (7-13-85), Christian James (3-13-88) and twin boys Ryan (2-16-90) and Tyler (2-16-90)...active with ther Hollenbeck Youth Center and the American Diabetes Association.

JAMES WILLIAM GOTT

Year	Club	W-L	ERA	G	GS	CG	SHO	SV	IP	H	R	ER	BB	SO
1977	Calgary	3-4	9.55	14	14	0	0	0	65.0	71	82	69	83	60
1978	Gastonia	9-6	3.97	22	22	4	0	0	145.0	100	67	64	113	130
	St. Petersburg	1-3	1.29	5	5	2	0	0	28.0	23	9	4	12	15
1979	St. Petersburg	0-3	6.50	4	4	0	0	0	18.0	18	13	13	13	9
	Gastonia	5-5	5.61	19	11	1	0	0	77.0	63	57	48	88	102
	Arkansas	0-1	5.40	2	1	0	0	0	5.0	3	6	3	13	7
1980	St. Petersburg	5-11	4.60	25	21	4	1	0	137.0	138	96	70	113	103
1981	Arkansas	5-9	3.44	28	19	4	0	0	131.0	133	68	50	65	93
1982	Toronto (AL)	5-10	4.43	30	23	1	1	0	136.0	134	76	67	66	82
1983	Toronto (AL)	9-14	4.74	34	30	6	1	0	176.2	195	103	93	68	121
1984	Toronto (AL)	7-6	4.02	35	12	1	1	2	109.2	93	54	49	49	73
1985	San Francisco	7-10	3.88	26	26	2	0	0	148.1	144	73	64	51	78
1986	San Francisco	0-0	7.62	9	2	0	0	1	13.0	16	12	11	13	9
	Phoenix	0-0	6.75	2	2	0	0	0	2.2	2	2	2	3	2
1987	San Francisco	1-0	4.50	30	3	0	0	0	56.0	53	32	28	32	63
	Pittsburgh	0-2	1.45	25	0	0	0	13	31.0	28	11	5	8	27
1988	Pittsburgh	6-6	3.49	67	0	0	0	34	77.1	68	30	30	22	76
1989	Pittsburgh	0-0	0.00	1	0	0	0	0	0.2	1	0	0	1	1
1990	Bakersfield	0-0	2.77	7	3	0	0	0	13.0	13	5	4	4	16
	Los Angeles	3-5	2.90	50	0	0	0	3	62.0	59	27	20	35	44
AL Totals-3 years		21-30	4.45	99	65	8	3	2	422.1	422	233	209	183	276
NL Totals-5 years		17-23	3.66	208	31	2	0	51	388.1	369	185	158	161	298
ML Totals-8 years		38-53	4.07	307	96	10	3	53	810.2	791	418	367	344	574

GOTT VS. NATIONAL LEAGUE

	1990						Career					
	W-L	ERA	IP	ER	SO	SV	W-L	ERA	IP	ER	SO	SV
vs. West												
Allanta	0-0	2.92	12.1	4	9	2	1-2	3.22	36.1	13	24	5
Cincinnati	0-0	8.53	6.1	6	5	0	0-2	5.62	41.2	26	31	4
Houston	1-1	2.45	7.1	2	8	0	3-1	2.39	37.2	10	30	4
Los Angeles	-	-	-	-	-	-	1-0	1.13	16.0	2	11	3
San Diego	0-1	4.15	4.1	2	1	0	1-4	6.37	29.2	21	24	3
San Francisco	0-1	1.42	6.1	1	5	0	0-1	1.42	12.2	2	10	5
West Total	1-3	3.68	36.2	15	28	2	6-10	3.83	174.0	74	130	24
vs. East												
Chicago	0-0	0.00	1.0	0	0	0	2-2	5.40	45.0	27	42	4
Montreal	0-0	0.00	3.0	0	4	1	4-3	3.38	42.2	16	36	6
New York	0-1	1.29	7.0	1	5	0	1-4	1.69	48.0	9	28	5
Philadelphia	2-0	0.00	4.2	0	2	0	3-1	4.15	26.0	12	26	4
Pittsburgh	0-0	0.00	5.2	0	3	0	1-1	3.42	23.2	9	14	0
St. Louis	0-1	9.00	4.0	4	2	0	0-2	3.41	29.0	11	22	8
East Total	2-2	1.78	25.1	5	16	1	11-13	3.53	214.1	84	168	27
1990 Totals	3-5	2.90	62.0	20	44	3	17-23	3.66	388.1	158	298	51
In April	-	-	-	-	-	-	3-3	5.79	84.0	54	61	4
May	0-0	10.80	1.2	2	0	0	7-8	3.29	150.2	55	110	3
June	0-2	5.68	12.2	8	12	0	8-10	4.13	143.2	66	110	3
July	0-0	0.73	12.1	1	4	0	4-11	3.85	168.1	72	123	9
August	2-1	0.49	18.1	1	13	3	10-15	4.21	158.1	74	91	17
Sept.-Oct.	1-2	4.24	17.0	8	15	0	6-6	3.92	105.2	46	79	17
Home	2-3	2.88	34.1	11	25	1	Gott's Career Game Highs					
Road	1-2	2.93	27.2	9	19	2	Strikeouts: 9 on May 25, 1983 vs. Detroit					
Day	0-0	1.69	10.2	2	12	1	Low Hit Game: 2 on July 3, 1984 vs. California					
Night	3-5	3.16	51.1	18	32	2						
Before ASG	0-2	4.43	20.1	10	15	0						
After ASG	3-3	2.16	41.2	10	29	3						

Career Win Streak:

5 games, 5/5 - 7/3/84

MISCELLANEOUS STATISTICS

Year	PITCHING TOTALS					MAJOR LEAGUE HITTING TOTALS							
	IBB	HB	WP	BK	HR	Avg.	AB	R	H	2B	3B	HR	RBI
1982	0	3	8	0	15								
1983	5	5	2	0	15								
1984	3	3	1	0	7								
1985	4	1	3	2	10	.196	51	6	10	2	0	3	3
1986	2	0	1	1	0	.000	3	0	0	0	0	0	0
1987	7	2	5	0	4	.091	11	2	1	0	0	1	2
1988	5	2	1	6	9	.000	1	0	0	0	0	0	0
1989	0	0	0	0	0	.000	0	0	0	0	0	0	0
1990	7	0	4	0	5	.000	1	0	0	0	0	0	0
ML Totals	32	16	25	9	65	.162	67	8	11	2	0	4	5

GOTT'S CAREER TRANSACTIONS

- Selected by St. Louis on June 7, 1977 in the fourth round of the June 1977 Free Agent Draft.
- Selected by Toronto from St. Louis in the December 1981 Major League Draft.
- Acquired by San Francisco from Toronto on January 26, 1985 along with pitcher Jack McKnight and infielder Augie Schmidt for pitcher Gary Lavelle.
- Released December 19, 1986; re-signed by Giants on April 7, 1987.
- Claimed on waivers by Pittsburgh on August 3, 1987.
- Signed as a free agent by Los Angeles on December 7, 1989.

GOTT'S GAME HIGHS

Hitting

Most Hits: 2 on May 12, 1985 at San Francisco
 Most RBI: 2 (twice), last time June 20, 1987 at San Diego
 Most Home Runs: 2 on May 12, 1985 at San Francisco

A L F R E D O G R I F F I N

INFIELDER

Birth date: March 6, 1957
Birthplace: Santo Domingo, DR
Bats: Both **Throws:** Right
Height: 5-11 **Weight:** 166
M.L. Service: 12 years and 81 days
How Obtained: Traded to the Dodgers along with Jay Howell for pitchers Jack Savage, Bob Welch and Matt Young on December 11, 1987



1990 Notes: In his third season with the Dodgers he hit .210 in 141 games with one home run and 35 RBI...most RBI since 1987 (60)...struck out a career-high 65 times...stole a career-low six bases...grounded into a double play once every 92.2 at-bats, 7th toughest in the league...had a season-high eight-game hitting streak from April 17-25 and hit safely in 18 of 21 April games for a .329 average...had a season-high four hits on May 19 vs. Philadelphia in a Dodger 15-12 loss...from Opening Day (April 9) to May 20 he hit safely in 29 of 37 games and had a .313

average...average dropped below .300 for the season on May 23...collected his 1,500th career hit on June 3 vs. Cincinnati off Tom Browning...had a season-high three RBI on June 22 at Cincinnati...the following day, June 23, he hit his only 1990 home run off Tom Browning...it was his first since Aug. 29, 1988 at Montreal (829 at-bats)...hit a combined .288 (47-for-163) for April and May and .172 (41-for-239) over the next three months...batted .231 before the All-Star Game and .179 after...appeared in 139 games at shortstop, 136 starts...went to the plate for his

6,000th time on July 6 at Pittsburgh ...committed 26 errors, tied with Garry Templeton for league-high honors...batted .207 vs. left-handers, 4th lowest in the league...had 21 multi-hit and six multi-RBI games...collected a hit in 72 of 141 games played...batted .278 (5-for-18) with two outs and a man on third...batted .213 (26-for-122) with runners in scoring position...was 2-for-8 (.250) with bases loaded and seven RBI...hit .308 when swinging at the first pitch...hit .220 at home and .202 on the road, the second straight season he's posted a higher home average but only second time in last seven years... Dr. Robert Watkins performed minor lower back surgery on January 8, 1991 to repair a disk.

Career Notes: Has stolen two bases in a game nine times, last time on Sept. 3, 1986 vs. the Yankees...won his only Gold Glove in 1985...has nine career four-hit games, last time May 19, 1990 vs. the Phillies...has been placed on the disabled list two times...he is 8-for-24 (.333) with the bases loaded in three years with the Dodgers including 31 RBI, four doubles and three triples...he is 17-for-40 (.425) lifetime with the bases loaded...last time ejected from a game was June 1, 1989 at Houston...has scored three runs in a game six times, last time Sept. 7, 1989 at Cincinnati...has played over 100 games in 11 of the last 12 seasons...totaled 100 or more hits in nine of the last 12 years.

M.L. Career: 1989 - Had his best offensive season with the Dodgers, batting .247 in 136 games...had a career-high 27 doubles and his 29 RBI were his most since 1987...tied for 5th in the N.L. with 11 sacrifice hits...was the 7th toughest man to double up in the N.L., going 101.2 at-bats per GIDP...hit three straight doubles on April 18 at Cincinnati, tying for N.L. high honors for most doubles in a game with seven other players, including Lenny Harris...was placed on the 15-day DL on May 9 with a sprained ulnar collateral ligament in his right thumb...missed a total of 14 games and was activated on May 28 and was 2-for-5 against the Mets that day...was 4-for-4 on June 26 at Cincinnati, starting his season-high 12-game hit streak which ended on July 9 at Chicago...from June 11 to July 16 he hit

safely in 28 of 31 games and raised his average from .201 to .280 and had a season-high .286 average on July 5...had his toughest night in his career offensively, going 0-for-9 on Aug. 23 at Montreal...was 4-for-5 on Sept. 19 at San Francisco, his second four-hit game of the season...led off 69 times and hit .237...had 37 multi-hit games...had seven multi-RBI games...played in 136 games overall, 131 at shortstop and started 126 games, committing just 14 errors in 555 total chances for a .975 fielding percentage...hit .250 (26-for-104) with runners in scoring position...was 3-for-7 with bases loaded with seven RBI and three doubles...hit .252 at home compared to .242 on the road marking the first time in six years he had a higher home average than road. **1988** - Played in his first season with the Dodgers and batted .199 after coming over from the A's in a trade...started the season slowly in terms of average, batting just .183 in April, but drove in a career-high 13 runs for the month...had a career-high 4 RBI on April 9 in Atlanta and was 3-for-4 on the day...was hit by a Doc Gooden fastball on May 21, fracturing the second metacarpal of the right hand...with his hand in a cast, he was placed on the 15-day DL on May 22, transferred to the 21-day DL on June 10 and transferred again to the 30-day DL on July 1...in all, he would miss 57 games before returning July 25 at San Francisco as a pinch-runner...made his first start on July 26 vs. the Giants in game two of the DH...overall, he had 11 multiple-hit games...hit his only home run on Aug. 29 at Montreal off Dennis Martinez...it was Griffin's first home run as a Dodger and first since Aug. 21, 1987 when he homered for the A's vs. the Yankees...his .199 average and 95 games were career lows since joining the big leagues on a full-time basis back in 1979 with Toronto...batted .160 in the NLCS and .188 in the World Series...tied a major league record for most bases loaded triples in a season with three. **1987** - Totalled 60 RBI in 144 games, the second best RBI mark in his career...had his 358 consecutive game streak snapped on May 1, when he went home to the Dominican Republic following the sudden death of his father...

prior to the season, he played in at least 150 games, six times... started at short in 137 games... batted .263 on the year...sprained a ligament in his left thumb in Sept. and missed most of the month. **1986** - Led the A's with a .285 average and played in 162 games, tying a career high...also tied a career high with four home runs and established a career high with 33 stolen bases...led the A's that season with 169 hits and six triples. **1985** - First year with the A's after being traded from Toronto on Dec. 8...won his first Gold Glove and had a career-high 64 RBI...batted .270 in 162 games. **1984** - It was his sixth and final year with the Blue Jays and he batted .241 in 140 games...was replacement for the American League All-Star Game...his 392 consecutive game playing streak came to an end on May 27...missed 22 games. **1983** - Batted .250 and played in 162 games for the second consecutive season (would go on to record two more seasons playing 162 games with Oakland) ...tied for second in the A.L. with nine triples. **1982** - First time he played in all 162 games and batted .241...led all A.L. shortstops in total chances (823) and putouts (319) ...committed just eight errors in last 100 games. **1981** - Not one of his better years with Toronto as he hit .209 in the strike-shortened year...he did, however, play in all 101 games. **1980** - Tied Willie Wilson of the Royals for the A.L. lead in triples with 15 (career high), and set a record for most triples by a switch-hitter...had hitting streaks of 19 and 14 games while batting .254 in 155 games... had a career-high 26 doubles. **1979** - Was voted A.L. Rookie of

the Year while hitting .287 (career best), the best among A.L. shortstops...set career highs in runs (81), hits (179) and set Toronto records for hits, runs and triples. **1978** - Spent the month of Sept. with the Indians and batted .500 (2-for-4) was traded to Toronto in December. **1977** - Was called up to Cleveland in Sept. and hit .146 in 14 games. **1976** - Made his major league debut Sept. 7 with the Indians and collected his first hit on the first pitch...batted .250 in 12 games.

Minor League Notes: 1978 - Hit .291 for Portland and led all Pacific Coast League shortstops in fielding (.937) and finished 5th in the league with 10 triples. **1977** - Played for Toledo and hit .249 in 125 games before getting called up to Cleveland...led the International League shortstops with 223 putouts. **1976** - Started the season with San Jose and hit .259 in 64 games and then was advanced to Williamsport where he hit .275 with 13 stolen bases...completed the minor league shuffle in Toledo and hit .216...in all, he went from Class A to Class AA to Class AAA. **1975** - Spent the full season with San Jose and hit .229 in 124 games in Class A. **1974** - Split the campaign with Reno in Class A and hit .257 and Sarasota in the Rookie League where he hit .259 in 49 games.

Personal: Was signed as a 16-year-old free agent by the Cleveland Indians on Aug. 22, 1973...attended San Esteban High School, the same prep school as Rico Carty...was married on February 26, 1981 and his wife's name is Noris...they have a daughter, Rosemary (8-27-83).

PITCHING NEMESIS OF THE DODGERS

Edward M. Reulbach of the Chicago Cubs defeated the Brooklyn Dodgers nine times without a defeat in 1908. This is a National League record and ties a major league mark for most victories in a season versus one club. Other pitching nemesis of the Dodgers: Philadelphia's Robin Roberts was 6-0 in 1952; Milwaukee Braves' Bob Buhl was 8-1 in 1956; Larry Jaster of the St. Louis Cardinals was 5-0 (all shutouts) in 1966; Chris Short of the Philadelphia Phillies was 5-1 in 1956; Vern Law of the Pittsburgh Pirates was 5-1 in 1960; Juan Marichal was 5-1 for San Francisco in 1969 and Cincinnati's Pat Zachry was 5-1 in 1976. J.R. Richard of the Houston Astros had won 13 consecutive decisions against the Dodgers (2-0 in 1980, 4-0 in 1979, 3-0 in 1978, 2-0 in 1977 and 2-0 in 1976 after losing, 1-0, to Rick Rhoden, June 23, 1976 at Houston).

ALFREDO CLAUDINO GRIFFIN

Year	Club	Avg.	G	AB	R	H	2B	3B	HR	RBI	BB	SO	SB
1974	Reno	.257	11	35	4	9	0	0	0	1	1	11	3
	Sarasota	.259	49	158	17	41	1	0	0	11	10	24	7
1975	San Jose	.229	124	358	42	82	4	3	0	25	20	82	11
1976	San Jose	.259	64	224	40	58	3	1	0	17	26	46	9
	Williamsport	.275	58	200	22	55	3	0	0	17	14	29	13
	Toledo	.216	22	88	5	19	7	1	0	6	4	13	0
	Cleveland	.250	12	4	0	1	0	0	0	0	0	2	0
1977	Toledo	.249	125	457	60	114	14	5	1	32	35	79	26
	Cleveland	.146	14	41	5	6	1	0	0	3	3	5	2
1978	Portland	.291	133	474	82	138	22	10	5	48	43	71	35
	Cleveland	.500	5	4	1	2	1	0	0	0	2	1	0
1979	Toronto	.287	153	624	81	179	22	10	2	31	40	58	21
1980	Toronto	.254	155	653	63	166	26	15	2	41	24	58	18
1981	Toronto	.209	101	388	30	81	19	6	0	21	17	38	8
1982	Toronto	.241	162	539	57	130	20	8	1	48	22	49	10
1983	Toronto	.250	162	528	62	132	22	9	4	47	27	44	8
1984	Toronto	.241	140	419	53	101	8	2	4	30	4	33	11
1985	Oakland	.270	162	614	75	166	18	7	2	64	20	50	24
1986	Oakland	.285	162	594	74	169	23	6	4	51	35	52	33
1987	Oakland	.263	144	494	69	130	23	5	3	60	28	41	26
1988	Los Angeles	.199	95	316	39	63	8	3	1	27	24	30	7
1989	Los Angeles	.247	136	506	49	125	27	2	0	29	29	57	10
1990	Los Angeles	.210	141	461	38	97	11	3	1	35	29	65	6
NL Totals-3 years		.222	372	1283	126	285	46	8	2	91	82	152	23
AL Totals-12 years		.258	1372	4902	570	1263	183	68	22	396	222	431	161
ML Totals-15 years		.250	1744	6185	696	1548	229	76	24	487	304	583	184

GRIFFIN VS. NATIONAL LEAGUE

	1990					Career				
	AVG.	AB	H	HR	RBI	AVG.	AB	H	HR	RBI
vs. West										
Atlanta	.156	45	7	0	0	.233	146	34	0	9
Cincinnati	.270	63	17	1	8	.280	161	45	1	14
Houston	.236	55	13	0	2	.221	131	29	0	5
Los Angeles	-	-	-	-	-	-	-	-	-	-
San Diego	.200	40	8	0	5	.220	141	31	0	10
San Francisco	.196	46	9	0	4	.226	168	38	0	13
West Total	.217	249	54	1	19	.237	747	177	1	51
vs. East										
Chicago	.179	39	7	0	1	.137	95	13	0	7
Montreal	.188	32	6	0	1	.208	96	20	1	7
New York	.111	27	3	0	1	.206	68	14	0	2
Philadelphia	.333	36	12	0	5	.239	88	21	0	11
Pittsburgh	.121	33	4	0	1	.176	91	16	0	1
St. Louis	.244	45	11	0	7	.245	98	24	0	12
East Total	.203	212	43	0	16	.202	536	108	1	40
1990 Totals	.210	461	97	1	35	.222	1283	285	2	91
In April	.329	70	23	0	5	.235	888	209	2	74
May	.258	93	24	0	8	.259	1028	266	3	101
June	.174	92	16	1	10	.257	996	256	6	70
July	.182	66	12	0	3	.248	937	232	5	76
August	.160	81	13	0	3	.251	1203	302	6	93
Sept.-Oct.	.153	59	9	0	6	.250	1133	283	2	73
Home	.220	218	48	0	22	Griffin's Career Game Highs Most Hits: 4 (9 times), last time, May 19, 1990 vs. Philadelphia Most RBI: 4, April 9, 1988 at Atlanta Most HR: 1 (24 times), last time, June 22, 1990 at Cincinnati				
Road	.202	243	49	1	13					
Day	.179	117	21	0	9					
Night	.221	344	76	1	26					
Before ASG	.231	282	65	1	24					
After ASG	.179	179	32	0	11					
vs. RHP	.212	292	62	0	23					
vs. LHP	.207	169	35	1	12					
Pinch Hit	.000	1	0	0	0					
Career Hit Streak: 19 games in 1980										

LEAGUE CHAMPIONSHIP SERIES STATISTICS

Year	Club, Opp.	Avg.	G	AB	R	H	2B	3B	HR	RBI	BB	SO	SB
1988	L.A. vs. N.Y.	.160	7	25	1	4	1	0	0	3	0	5	0

WORLD SERIES STATISTICS

Year	Club, Opp.	Avg.	G	AB	R	H	2B	3B	HR	RBI	BB	SO	SB
1988	L.A. vs. Oak.	.188	5	16	2	3	0	0	0	0	2	4	0

ALL-STAR GAME STATISTICS

Year	Club, Site	Avg.	G	AB	R	H	2B	3B	HR	RBI	BB	SO	SB
1984	A.L., S.F.	.000	1	0	0	0	0	0	0	0	0	0	0

ADDITIONAL BATTING STATISTICS

Year	IBB	HP	SF	SH	CS	TB	Year	IBB	HP	SF	SH	CS	TB
1976	0	0	0	0	1	1	1984	0	1	4	13	3	125
1977	0	0	0	0	2	7	1985	1	0	7	5	9	204
1978	0	0	0	0	0	3	1986	6	2	6	12	16	216
1979	0	5	4	16	16	227	1987	2	4	3	10	13	172
1980	2	4	5	10	23	228	1988	7	2	1	11	5	80
1981	1	1	2	6	12	112	1989	2	0	1	11	7	156
1982	0	0	4	11	8	169	1990	11	2	4	6	3	117
1983	0	3	3	11	11	184							
ML Totals								32	24	44	122	129	2001

GRIFFIN'S CAREER TRANSACTIONS

- Signed by the Cleveland Indians as a free agent, August 22, 1973.
- Traded with third baseman Phil Lansford to the Toronto Blue Jays for pitcher Victor Cruz, December 6, 1978.
- Traded with outfielder Dave Collins and cash to the Oakland A's for pitcher Bill Caudill, December 8, 1984.
- Traded to the Los Angeles Dodgers along with Jay Howell and Jesse Orosco in a 3-way deal that sent Bob Welch, Matt Young, to Oakland, and Jack Savage, Kevin Tapani, Walter Whitehurst to the New York Mets, December 11, 1987.

K E V I N G R O S S

RIGHT-HANDED PITCHER

Birth date: June 8, 1961
Birthplace: Downey, CA
Bats: Right **Throws:** Right
Height: 6-5 **Weight:** 215
M.L. Service: 7 years and 100 days
How Obtained: Signed as a free agent by Los Angeles on December 3, 1990

45



1990 Notes: Signed as a free agent on December 3, 1990...he was 9-12 for the Montreal Expos with a 4.57 ERA in 31 appearances, 26 starts... he was 8-12 as a starter with a 5.03 ERA (82 ER/146.2 IP)...he was 2-1 in April with a 2.84 ERA...his first win was on April 24 at Houston, a 5-3 victory and recorded his second win on April 29 at Cincinnati...won four straight starts from April 29 to May 9, tying a career

high set in 1987 and 1988...marked the first time he won consecutive starts since July of 1988...Fernando Valenzuela and the Dodgers ended the streak on May 14 at Los Angeles...at the end of May he was 6-3 with a 3.98 ERA...on May 28 he pitched a career-high 6.0 innings of emergency relief at Atlanta, winning 4-1 and finishing the game...Oil Can Boyd had started and pitched 3.0 innings but

was removed after a 2:09 rain delay with a strained hip flexor... recorded his 8th win on June 11 against the Phillies...in that start he stopped Lenny Dykstra's 1990 major league leading hitting streak at 23 games and defeated Dennis Cook in a 5-0 Expos' win...it was his first shutout since defeating Orel Hershiser and the Dodgers 4-0 on Sept. 3, 1989...it would be his last win until his final start of the season on Oct. 2 vs. St. Louis... he lost a career-high eight straight decisions from June 27-Sept. 27 over 10 starts...on June 27 he suffered a non-displaced fracture of the tip of the middle finger of his right hand attempting to bunt in the 5th inning vs. Jeff Pico and the Cubs...he was a 5-3 loser in the disabling June start and was 8-5 on the year with a 3.62 ERA...after the injury he made 15 appearances, 11 starts, and was 1-7 with three no-decisions...he was placed on the 15-day disabled list on June 27 and was reinstated on July 20... it marked the first time in his career he spent time on the DL...he was 1-7 after the All-Star break with a 6.25 ERA...coming out of the bullpen for the year, he was 1-0 with a 0.69 ERA in five outings (1 ER/16.2 IP) and did not allow a run in his final 10.2 innings pitched...the Expos were 12-14 in his 26 starts and averaged 3.8 runs per game...on Aug. 9 while he was pitching at Pittsburgh, his wife gave birth to a baby boy back home in California...hit .200 (10- for-50) on the year with one home run and four RBI... hit his home run on May 14 off Fernando Valenzuela in the 3rd inning in Los Angeles...Valenzuela led off the bottom of the 3rd inning with a home run off Gross...was 0-for-1 as a pinch hitter...made one error in 20 total chances...allowed just nine home runs in 163.1 in-

nings (.496), 6th best in the N.L.... seven of the home runs were vs. left-handed batters...right-handed batters hit .237 (61-for-257) while lefties hit .296 (110-for-371).

Career Notes: Longest scoreless inning streak is 19 innings in 1985 with the Phillies...has struck out 10 or more in a game five times, last time on May 24, 1989 at San Francisco...he is 20-13 in June and 60-77 in other months...has started 30 or more games and pitched over 200 innings in five of the last six years...needs 30.2 innings pitched to reach 1,500 innings in his career...only major league save was on Sept. 9, 1984 at Olympic Stadium with the Phillies...has four career home runs...needs four strikeouts to reach 1,000 in his career...in seven full major league seasons he has averaged 10.9 wins per year...allowed four homers in a game (three in one inning) on April 12, 1989 vs. the Phillies... allowed first career grand slam on May 19, 1989 to Jeff Hamilton...has 73 career hits with 15 doubles, one triple, four home runs and 23 RBI...was 20-24 in two years with Montreal and 60-66 with the Phillies over six years.

M.L. Career: 1989 - Was 11-12 with a 4.38 ERA in 31 starts...fifth straight year he started 30 or more games...struck out 158, second only to Mark Langston and only four short of personal high set in 1988 (162)...totaled a career-high three shutouts...won his first game as an Expo on April 7 vs. the Mets... baseball fans will remember the tackle he made on Kirk Gibson at Dodger Stadium on May 31, protecting pitcher Pascual Perez in a major scuffle on the infield grass. **1988** - Led the Phillies in wins for the 3rd time in four years, posting a 12-14 mark...named to his first All-Star Game and pitched one shutout inning at Cincinnati...

LAST PITCHER TO STEAL HOME

Don Newcombe of the Dodgers was the last major league pitcher to steal home. Newcombe pulled it off in the ninth inning on May 26, 1955 against the Pittsburgh Pirates.

fanned a career-high 162 men, including a career-high 12 on April 22 at Montreal...led the league in walks (89) and hit batters (11)...had two four-game winning streaks. **1987** - Season was hampered by a preseason herniated disk...still pitched over 200 innings and was 9-16 on the year...team averaged just 2.4 runs per game in his 16 losses...the infamous "sandpaper" game was on August 10, 1987 which led to a 10-day suspension from the N.L....his appeal was denied and he served his time from Sept. 1-10. **1986** - Led the Phillies with 12 wins, second straight year he led the club...pitched a career-high 241.2 innings. **1985** - Led the Phillies with 15 wins and allowed two earned runs or less in 20 of his 31 starts...broke up a Nolan Ryan no-hitter with a 6th inning double on June 24. **1984** - Used primarily as a reliever...appeared in 44 games, 30 in relief...earned his only major league save on Sept. 9 at Montreal...was 8-5 with a 4.12 ERA.

1983 - Made his major league debut in June of 1983...first major league win was June 25 vs. the Mets.

Minor League Notes: 1983 - Was 3-5 with Portland (AAA) before making the big leagues in June...started a total of 67 minor league games over two and one-half years. **1982** - Was 10-15 for Reading (AA) in 26 games, 24 as a starter...fanned 136 in 151 innings. **1981** - Started a league-high 28 games and was 13-12...it is only one of two winning seasons in pro ball.

Personal: Graduated from Filmore High School in California where he played baseball, basketball and football...attended Cal Lutheran College in Thousand Oaks, CA and Oxnard Junior College...likes to duck hunt and paint...has sold many of his paintings to collectors and donates many of his paintings to help raise funds for charity...wife's name is Tamara...they have four children, Joshua (8-8-82), Cheyne (4-15-84), Chad (5-3-88) and Chase (8-9-90).

KEVIN FRANK GROSS

Year	Club	W-L	ERA	G	GS	CG	SHO	SV	IP	H	R	ER	BB	SO
1981	Spartanburg	13-12	3.56	28	28	8	2	0	192.0	173	94	76	62	123
1982	Reading	10-15	4.23	26	24	8	2	0	151.0	138	81	71	89	136
1983	Portland	3-5	6.75	15	15	0	0	0	80.0	82	60	60	45	61
	Philadelphia	4-6	3.56	17	17	1	1	0	96.0	100	46	38	35	66
1984	Philadelphia	8-5	4.12	44	14	1	0	1	129.0	140	66	59	44	84
1985	Philadelphia	15-13	3.41	38	31	6	2	0	205.2	194	86	78	81	151
1986	Philadelphia	12-12	4.02	37	36	7	2	0	241.2	240	115	08	94	154
1987	Philadelphia	6-16	4.35	34	33	3	1	0	200.2	205	107	97	87	110
1988	Philadelphia	12-14	3.69	33	33	5	1	0	231.2	209	101	95	89	162
1989	Montreal	11-12	4.38	31	31	4	3	0	201.1	188	105	98	88	158
1990	Montreal	9-12	4.57	31	26	2	1	0	163.1	171	86	83	65	111
ML Totals-8 years		80-90	4.02	265	221	29	11	1	1469.1	1447	712	656	583	996

PLAYOFF SERIES RESULTS

There have been seven playoff series in major league history and the Dodgers have been involved in all five in the National League. The results of all playoffs:

Year	Date	Results
1946	October 1	St. Louis 4, Brooklyn 2
	October 3	St. Louis 8, Brooklyn 4
1948	October 4	Cleveland 8, Boston 3
1951	October 1	New York 3, Brooklyn 1
	October 2	Brooklyn 10, New York 0
	October 3	New York 5, Brooklyn 4
1959	September 28	Los Angeles 3, Milwaukee 2
	September 29	Los Angeles 6, Milwaukee 5
1962	October 1	San Francisco 8, Los Angeles 0
	October 2	Los Angeles 8, San Francisco 7
	October 3	San Francisco 6, Los Angeles 4
1978	October 2	New York 5, Boston 4
1980	October 6	Houston 7, Los Angeles 1

GROSS VS. NATIONAL LEAGUE

	1990						Career					
	W-L	ERA	IP	ER	SO	SV	W-L	ERA	IP	ER	SO	SV
vs. West												
Atlanta	1-0	1.50	6.0	1	7	0	6-6	5.38	107.0	64	-	0
Cincinnati	1-1	6.17	11.2	8	7	0	5-8	3.64	113.2	46	-	0
Houston	1-1	5.40	6.2	4	5	0	6-7	3.23	114.1	41	-	0
Los Angeles	1-1	2.79	19.1	6	11	0	11-8	3.50	149.0	58	-	0
San Diego	0-0	4.50	10.0	5	6	0	3-6	4.69	78.2	41	-	0
San Francisco	2-1	4.66	19.1	10	12	0	6-4	4.36	109.1	53	-	0
West Total	6-4	4.19	73.0	34	48	0	37-39	4.06	672.1	303	-	0
vs. East												
Chicago	0-4	11.12	17.0	21	7	0	6-13	5.10	143.0	81	-	0
Montreal	-	-	-	-	-	-	11-3	2.80	135.0	42	-	1
New York	0-2	4.35	20.2	10	11	0	11-11	3.83	169.1	72	-	0
Philadelphia	1-1	2.12	17.0	4	15	0	2-3	3.67	41.2	17	-	0
Pittsburgh	1-1	4.71	21.0	11	19	0	9-7	3.47	176.1	68	-	0
St. Louis	1-0	1.84	14.2	3	11	0	4-14	5.05	130.0	73	-	0
East Total	3-8	4.88	90.1	49	63	0	43-51	4.00	795.1	353	-	1
1990 Totals	9-13	4.57	163.1	83	111	0	80-90	4.02	1467.2	656	-	1
In April	2-1	2.84	25.1	8	13	0	9-12	2.95	174.0	57	120	0
May	4-2	4.74	38.0	20	25	0	18-11	3.77	246.0	103	161	0
June	2-2	3.07	41.0	14	34	0	20-13	3.98	284.2	126	189	0
July	0-3	6.17	11.2	8	6	0	9-19	4.35	244.1	118	135	0
August	0-2	7.56	25.0	21	18	0	15-15	4.36	264.1	128	201	0
Sept.-Oct.	1-2	4.84	22.1	12	15	0	9-20	4.32	254.0	124	190	1
Home	3-5	4.43	69.0	34	40	0	Gross' Career Game Highs Low Hit: 3, (3 times), last time, June 24, 1989 at San Francisco SO: 12, April 22, 1988 vs. Montreal					
Road	6-7	4.67	94.1	49	71	0						
Day	3-3	3.52	63.2	21	34	0						
Night	6-9	5.09	109.2	62	77	0						
Before ASG	8-5	3.62	104.1	42	72	0						
After ASG	1-8	6.25	59.0	41	39	0						
Career Win Streak: 4 (4 times), last time, 4/24 - 5/9/90												

MISCELLANEOUS STATISTICS

Year	PITCHING TOTALS					MAJOR LEAGUE HITTING TOTALS							
	IBB	HB	WP	BK	HR	Avg.	AB	R	H	2B	3B	HR	RBI
1983	3	3	4	1	13	.091	33	0	3	0	0	0	0
1984	4	5	4	4	8	.067	30	0	2	0	0	0	0
1985	6	7	2	0	11	.138	65	0	9	3	0	1	7
1986	2	8	2	1	28	.188	80	6	15	4	1	1	5
1987	7	10	3	7	26	.190	63	4	12	1	0	1	4
1988	5	11	5	7	18	.173	75	6	13	1	0	0	2
1989	6	6	5	5	20	.141	64	5	9	2	0	0	1
1990	7	4	4	1	9	.200	50	3	10	4	0	1	4
ML Totals	40	54	29	26	133	.159	460	24	73	15	1	4	23

GROSS' CAREER TRANSACTIONS

- Selected by Baltimore on June 5, 1979 in the 32nd round of the June Free Agent Draft.
- Selected by Philadelphia on January 13, 1981 in the secondary phase of the January Free Agent Draft.
- Traded to Montreal for pitchers Floyd Youmans and Jeff Parrett on December 6, 1988.
- Signed as a free agent by Los Angeles on December 3, 1990.

GROSS' GAME HIGHS

Hitting

Most Home Runs: 1 (four times), last time May 14, 1990 at Los Angeles

C H R I S G W Y N N

OUTFIELDER

Birth date: October 13, 1964

Birthplace: Los Angeles, CA

Bats: Left **Throws:** Left

Height: 6-0 **Weight:** 210

M.L. Service: 2 years and 47 days

How Obtained: Dodgers' #1

selection in the June 1985

Free Agent Draft

15



1990 Notes: Played in his first full season with the Dodgers and posted career highs in average (.284), at-bats (141), hits (40), home runs (5) and RBI (22)...played all three outfield positions...made 18 starts including 11 in left field, four in center field and three in right field...batted .358 (24-for-67) as a starter with 12 RBI and 13 runs...had 40 total chances and did not make an error...was the Dodgers' top left-handed pinch-hitter, batting .232 (13-for-56) with eight RBI...his 13 pinch-hits were tied for third highest in the majors with Luis Quinones, one behind Mickey Hatcher and five behind leader Tommy Gregg of Atlanta...his 56 pinch-hit at-bats were tops in the league...tied a career high with three hits on May 24 at Chicago...collected two more three-hit games on June 6 vs. Atlanta and Sept. 2 at Montreal...hit his first major league home run (159 at-bats) on June 8 at San Diego off Greg Harris as a pinch-hitter...it was one of two pinch-hit homers by a Dodger on the year, the other by Barry Lyons on Sept. 30 at San Francisco...had a career-high five RBI with two home runs, including his first career grand slam, on Aug. 29 at Philadelphia...batted .325 (13-for-40) with two homers and seven RBI over his final 22 games...hit in each of his last three games for a career-high three-game hitting streak...batted .306 vs. RHP (38-for-124)...all five home runs were off right-handers and in night games...was 12-for-41 (.293) with runners in scoring position and 2-for-3 with seven RBI with the bases loaded...hit .439 in day games...was 13-for-49 (.289) on artificial turf...had at least one hit in

28 games and totaled eight multi-hit and four multi-RBI games.

Career Notes: Has collected two three-RBI games, both in 1990 on May 27 at St. Louis and June 24 at Cincinnati...has three two-RBI games, last time on April 14, 1990 at Houston...all six career multi-RBI games have taken place on the road...has batted in the leadoff spot seven times and is 4-for-19 (.211)...has not made an error in 79 total chances.

M.L. Career: 1989 - Was named the top rookie during spring training...started the season at Albuquerque but was recalled from Albuquerque on April 30...a stress fracture in his right foot and a late season knee injury limited the outfielder to just 32 games...batted .235 with seven RBI...was the leadoff hitter for the first time in his career on May 14 at Philadelphia and was 2-for-5 with two doubles...placed on the 15-day DL on June 12 with a stress fracture in his right foot...was moved to the 21-day DL on July 1...was reinstated on July 6 and appeared in three games before returning to the 15-day DL on July 16 with the stress fracture...began a 20-day rehab assignment on Aug. 1 with Albuquerque...he injured his right knee in a home plate collision with the Dukes and missed the remainder of the year...was reinstated on Oct. 3...played all three outfield positions...hit .286 with six RBI with runners in scoring position...had three multi-hit and one multi-RBI games. **1988** - Was recalled on Sept. 1 from Albuquerque...had two hits, both as a pinch-hitter...played in 12 games. **1987** - Had three hits in his first

three major league at-bats in San Francisco on Aug. 14...later made game saving catch.

Minor League Notes: 1989 – Played 26 games for the Dukes and batted .326 with 12 RBI...played 21 games in April and hit .338 with nine doubles...hit .250 in five August games. **1988** – After going hitless in the Albuquerque opener, hit safely in 11 straight games (16-for-37, .432)...after just one hitless game, began a nine-game hitting streak (12-for-32, .375)...hit safely in 13 of the first 15 games in May...through May 14, he was batting .389, second in the league, before a wrist injury slowed him down...proved himself as a clutch hitter in 1988, adding 20 RBI above his 1987 total...played winter ball in Licey...hit .299 in 112 games for the Dukes. **1987** – Had six three-hit games for Albuquerque...hit .333 for Albuquerque in PCL playoffs...had three RBI Sept. 5 when the Dukes overcame a 10-run deficit vs. Las Vegas to win,

18-11. **1986** – Showed his potential at the plate with a solid .287 average over 401 at-bats for San Antonio. **1985** – Joined the Vero Beach Dodgers following the June draft and appeared in 52 games.

Personal: Graduated from Long Beach Polytechnic High School...hit .484 as a senior and was named to first team All-CIF Southern Section...played three seasons for San Diego State...named to All-Western Conference and NCAA All-America first teams in 1984...named to U.S. Olympic baseball team for the games played at Dodger Stadium in 1984...set NCAA Division I record for most hits in a season (137) in 1984...holds San Diego State records in runs (95), total bases (243), triples (9) and RBI (95) for a single season...signed by Dennis Haren...younger brother of Padres' Tony Gwynn...married to wife JoAnn on Dec. 21, 1985...proud parents of son Joshua Christopher (1-9-88).

CHRISTOPHER KARLTON GWYNN

Year	Club	Avg.	G	AB	R	H	2B	3B	HR	RBI	BB	SO	SB
1985	Vero Beach	.257	52	179	19	46	8	6	0	17	16	34	2
1986	San Antonio	.287	111	401	46	115	22	1	6	67	16	44	2
1987	Albuquerque	.279	110	362	54	101	12	3	5	41	36	38	5
	Los Angeles	.219	17	32	2	7	1	0	0	2	1	7	0
1988	Albuquerque	.299	112	411	57	123	22	10	5	61	39	39	1
	Los Angeles	.182	12	11	1	2	0	0	0	0	1	2	0
1989	Albuquerque	.326	26	89	14	29	9	1	0	12	7	7	3
	Los Angeles	.235	32	68	8	16	4	1	0	7	2	9	1
1990	Los Angeles	.284	101	141	19	40	2	1	5	22	7	28	0
ML Totals-4 years		.258	162	252	30	65	7	2	5	31	11	46	1

HOME RUNS HIT AT DODGER STADIUM ON THE LOGE LEVEL

Only four players have ever hit a home run on the Loge Level (the second level) at Dodger Stadium. Frank Howard was the first to do it for the Dodgers in the 1963 World Series. Howard hit it eight rows up in the fourth game on Oct. 6 and it was estimated at 420 feet down the left field line. The second player to do it was New York Mets' Dave Kingman on June 4, 1976. Kingman hit three home runs in the game and drove in eight runs. He was the first player to hit three home runs in a game against the Dodgers since Willie Stargell did it on June 24, 1965. He later duplicated the feat on May 14, 1978. The third player to reach the Loge Level was Cincinnati's Dave Parker. Parker hit it down the right field line on June 6, 1984. On Sept. 17, 1987 in first game of a doubleheader, Nick Esasky became the fourth player to reach the Loge Level with a solo shot six rows back down the left field line.

GWYNN VS. NATIONAL LEAGUE

	1990					Career				
	AVG.	AB	H	HR	RBI	AVG.	AB	H	HR	RBI
vs. West										
Atlanta	.333	12	4	1	2	.300	20	6	1	2
Cincinnati	.300	10	3	1	3	.267	15	4	1	3
Houston	.100	20	2	0	2	.105	38	4	0	2
Los Angeles	—	—	—	—	—	—	—	—	—	—
San Diego	.235	17	4	1	1	.160	25	4	1	1
San Francisco	.368	19	7	0	4	.342	38	13	0	6
West Total	.256	78	20	3	12	.228	136	31	3	14
vs. East										
Chicago	.500	14	7	0	0	.500	16	8	0	2
Montreal	.625	8	5	0	1	.400	20	8	0	1
New York	.111	9	1	0	0	.174	23	4	0	2
Philadelphia	.250	12	3	2	5	.240	25	6	2	6
Pittsburgh	.222	9	2	0	1	.294	17	5	0	2
St. Louis	.182	11	2	0	3	.200	15	3	0	4
East Total	.318	63	20	2	10	.293	116	34	2	17
1990 Totals	.284	141	40	5	22	.258	252	65	5	31
In April	.250	16	4	0	3	.235	17	4	0	3
May	.308	26	8	0	3	.299	67	20	0	8
June	.273	22	6	2	4	.200	45	9	2	4
July	.200	20	4	0	2	.217	23	5	0	4
August	.320	25	8	3	8	.320	25	8	3	8
Sept.-Oct.	.313	32	10	0	2	.253	75	19	0	4
Home	.263	57	15	0	2					
Road	.298	84	25	5	20					
Day	.439	41	18	0	9					
Night	.220	100	22	5	13					
Before ASG	.301	73	22	2	10					
After ASG	.265	68	18	3	12					
vs. RHP	.306	124	38	5	22					
vs. LHP	.118	17	2	0	2					
Pinch Hit	.232	56	13	1	8					
Career Hit Streak: 3 games, 9/29 – 10/1/90										

Gwynn's Career Game Highs

Most Hits: 3 (5 times), last time, Sept. 2, 1990 at Montreal
 Most RBI: 5, Aug. 29, 1990 at Philadelphia
 Most HR: 2, Aug. 29, 1990 at Philadelphia

ADDITIONAL BATTING STATISTICS

Year	IBB	HP	SF	SH	CS	TB	Year	IBB	HP	SF	SH	CS	TB
1987	0	0	0	1	0	8	1989	0	0	1	2	0	22
1988	0	0	0	0	0	2	1990	2	0	3	0	1	59
ML Totals							2	0	4	3	1	91	

GWYNN'S CAREER TRANSACTIONS

• Selected by the Los Angeles Dodgers in the first round of the June 1985 Free Agent Draft.

THREE HOME RUNS IN A GAME

Gil Hodges holds the Dodger record for most home runs in a game with four set Aug. 31, 1950. This ties the major league record held by nine other players. Other Dodgers who have hit three home runs in a game:

Jacques Fournier	July 13, 1926
Gene Hermanski	August 5, 1948
Duke Snider	May 30, 1950
Roy Campanella	August 26, 1950
Tom Brown	September 18, 1950
Duke Snider	June 1, 1955
Don Demeter	April 12, 1959
Jimmy Wynn	May 11, 1974
Davey Lopes	August 20, 1974

J E F F H A M I L T O N

INFIELDER

Birth date: March 19, 1964

Birthplace: Flint, MI

Bats: Right **Throws:** Right

Height: 6-3 **Weight:** 207

M.L. Service: 4 years and 34 days

How Obtained: Dodgers' #29

selection in the June 1982

Free Agent Draft



1990 Notes: The Dodgers' opening day third baseman had his season cut short due to injuries...played in just seven games, all in April, and hit .125 (3-for-24) before a shoulder injury ended his season...played in his final game on April 15 at Houston in a pinch-hitting role...had started the previous six games...was placed on the 15-day disabled list on April 21 with a torn posterior labrum of the right shoulder...had surgery performed on his right shoulder on May 4 by Dr. Frank Jobe...was placed on the 60-day DL on June 21...marked the third time in his career he's spent time on the disabled list.

Career Notes: Looking for his first home run against both the Astros and Cardinals...batting over .300 against one club, the Chicago Cubs (.333)...14 of his 23 home runs are at Dodger Stadium...has collected 54 multi-hit games and 19 multi-RBI games...was the losing pitcher in the 22-inning game on June 3, 1989 at Houston, the Dodgers' longest game (time) in club history...and these notes from the Elias Baseball Analyst: Jeff Hamilton joins the Dodgers all-time list of most career plate appearances with no stolen bases, joining Don Drysdale (1,309), Hamilton (1,174), Fernando Valenzuela (890) and Sandy Koufax (858)...Hamilton is the only active player with more than 1,000 at-bats who has never stolen a base.

M.L. Career: 1989 - In his second full season with the Dodgers he batted a career-high .245 in 151 games...established career highs in at-bats (548), runs (45), hits (134), doubles (35), home runs (12), RBI (56), walks (20) and strikeouts (71)...was second on the team with

12 home runs and 56 RBI and led all Dodgers with eight home runs at Dodger Stadium...his 35 doubles were 6th best in the N.L. and tied him for 6th best on the L.A. Dodgers' all-time single season list...made 19 errors in 391 total chances for a .951 fielding percentage...started 140 games at third base, played second on June 28 vs. San Diego and appeared at shortstop on July 27 at Houston...led all N.L. third basemen with 139 putouts...hit his first career grand slam on May 19 vs. Montreal off Kevin Gross and recorded a career-high four RBI...hit safely in five of his first six games in June and was 10-for-30 (.333) with five RBI and raised his average to a season-high .254 on June 5 at Atlanta...made his major league pitching debut on June 3 at Houston, pitching 1.2 innings in the Dodgers' 22-inning 5-4 loss...while receiving the loss, he struck out two and his fastball was clocked over 90 mph...had a season-high seven-game hit streak from July 21-27 and hit .308 (8-for-26) during the streak...had a career-high four hits on July 8 at Chicago...L.A. was 7-4 in games he homered...three of his 12 home runs were with runners on base...eight of 12 home runs were vs. the East...was 4-for-8 with a team-high 12 RBI with the bases loaded...10 of his 12 home runs were vs. RHP...batted .210 with runners in scoring position with 39 RBI...had 36 multi-hit games, third best on the team including eight three-hit games...his 10 multi-RBI games were 3rd best on the team...hit a career-high two home runs in a game on Aug. 9 vs. Atlanta. **1988** - Played his first

full season in the majors and batted .236 in 111 games...made his second start of the year on May 24 vs. Philadelphia at third base and proceeded to hold the starting job for 52 games until he injured himself on July 26 at San Francisco...was placed on the 15-day DL on July 29 with a muscle separation from the rib cage... returned on Sept. 5 at Atlanta and hit safely in 16 of 20 games and saw his average climb to a season-high .257 on September 18... started 80 games at third base, played shortstop twice and played at third base 105 times overall... had two eight-game hitting streaks from June 18-25 and July 21-September 5...collected three hits in a game twice, the first on June 21 vs. Atlanta and July 1 vs. Chicago ...in all, he had 16 multiple-hit games...had dramatic game-winning home run in the ninth inning on Sept. 11 off John Franco to defeat the Reds, 5-3...played in all seven NLCS games and batted .217 (5-for-23)...was 2-for-19 in the World Series. **1987** - Was called up from Albuquerque on May 30 after the Dodgers released Bill Madlock...played in 35 games and batted .217 (18-for-83)...had two multiple-hit games, collecting two hits on June 13 vs. Houston and July 26 vs. the Reds...was optioned back to the Dukes on July 10 and returned to Los Angeles Aug. 3 after Franklin Stubbs dislocated his shoulder...injured his ankle on Aug. 10 vs. Cincinnati and missed the remainder of the year. **1986** - Was called up from Albuquerque on June 27 and started the next night and collected his first major league hit against Jim Deshaies of Houston...hit his first home run

on July 24 at Pittsburgh off Cecillo Guante...batted .224 in 71 games for the Dodgers.

Minor League Notes: 1987 - Started his second season with Albuquerque and led the Pacific Coast League with a .360 average through the first 65 games...was named one of the top 10 major league prospects ...led the Dukes in slugging (.593) and on-base percentage (.425)... was called up to Los Angeles twice in 1987. **1986** - Played in 71 games and hit .313 for Albuquerque and showed potential power by hitting 10 home runs...was leading the Dukes in hitting before his jump to Los Angeles...was named to the Dominican League All-Star team while playing winter ball for Escogido. **1985** - His .332 average was the 4th best in the Texas League and earned Class AA All-Star honors...was voted the team MVP...hit 13 homers and 59 RBI. **1984** - Only season at Vero Beach and batted .260 while earning Florida State League All-Star honors. **1983** - Started the season with Lethbridge and batted .335 while leading the Pioneer League with 281 at-bats and 23 doubles...finished the 1983 campaign with Lodi of the California League and batted .199 in 44 games.

Personal: Attended Flint Carman High School in Michigan and earned all-star honors in baseball and football and was an all-conference basketball player...his father pitched in the Pittsburgh organization from 1960-61...signed by scout Dale McReynolds...likes to golf, bowl and fish...wife's name is Shelly and they were married February 14, 1987...they have a son, Kyle Robert (5-5-89).

JEFFREY ROBERT HAMILTON

Year	Club	Avg.	G	AB	R	H	2B	3B	HR	RBI	BB	SO	SB
1983	Lethbridge	.335	68	281	48	94	23	2	3	61	21	47	3
	Lodi	.199	44	141	15	28	4	0	0	10	14	42	2
1984	Vero Beach	.260	127	466	51	121	31	4	4	59	41	78	7
1985	San Antonio	.332	101	377	48	125	14	3	13	59	28	52	1
1986	Albuquerque	.313	71	288	40	90	21	3	10	42	12	44	1
	Los Angeles	.224	71	147	22	33	5	0	5	19	2	43	0
1987	Albuquerque	.360	65	236	52	85	17	1	12	48	26	26	0
	Los Angeles	.217	35	83	5	18	3	0	0	1	7	22	0
1988	Los Angeles	.236	111	309	34	73	14	2	6	33	10	51	0
1989	Los Angeles	.245	151	548	45	134	35	1	12	56	20	71	0
1990	Los Angeles	.125	7	24	1	3	0	0	0	1	0	3	0
ML Totals-5 years		.235	375	1111	107	261	57	3	23	110	39	190	0

HAMILTON VS. NATIONAL LEAGUE

	1990					Career				
	AVG.	AB	H	HR	RBI	AVG.	AB	H	HR	RBI
vs. West										
Atlanta	—	—	—	—	—	.220	132	29	3	12
Cincinnati	—	—	—	—	—	.250	144	36	1	10
Houston	.111	9	1	0	0	.239	138	33	0	13
Los Angeles	—	—	—	—	—	—	—	—	—	—
San Diego	.133	15	2	0	1	.185	157	29	7	15
San Francisco	—	—	—	—	—	.205	117	24	1	10
West Total	.125	24	3	0	1	.220	688	151	12	60
vs. East										
Chicago	—	—	—	—	—	.333	72	24	1	12
Montreal	—	—	—	—	—	.254	59	15	3	9
New York	—	—	—	—	—	.294	68	20	1	5
Philadelphia	—	—	—	—	—	.297	64	19	4	8
Pittsburgh	—	—	—	—	—	.209	86	18	2	9
St. Louis	—	—	—	—	—	.189	74	14	0	7
East Total	—	—	—	—	—	.260	423	110	11	50
1990 Totals	.125	24	3	0	1	.235	1111	261	23	110
In April	.125	24	3	0	1	.179	95	17	0	7
May	—	—	—	—	—	.225	111	25	6	13
June	—	—	—	—	—	.241	270	65	4	27
July	—	—	—	—	—	.252	238	60	4	30
August	—	—	—	—	—	.253	150	38	4	12
Sept.-Oct.	—	—	—	—	—	.227	247	56	5	21
Home	.000	3	0	0	1	Hamilton's Career Game Highs Most Hits: 4, July 8, 1989 at Chicago Most RBI: 4, May 19, 1989 at Montreal Most HR: 2, August 9, 1989 vs. Atlanta				
Road	.143	21	3	0	0					
Day	.154	13	2	0	1					
Night	.091	11	1	0	0					
Before ASG	.125	24	3	0	1					
After ASG	—	—	—	—	—					
vs. RHP	.125	16	2	0	0					
vs. LHP	.125	8	1	0	1					
Pinch Hit	.000	1	0	0	0					
Career Hit Streak: 8 games (twice), last time from 7/21 – 9/5/88										

LEAGUE CHAMPIONSHIP SERIES STATISTICS

Year	Club, Opp.	Avg.	G	AB	R	H	2B	3B	HR	RBI	BB	SO	SB
1988	L.A. vs. Mets	.217	7	23	2	5	0	0	0	1	3	4	0

WORLD SERIES STATISTICS

Year	Club, Opp.	Avg.	G	AB	R	H	2B	3B	HR	RBI	BB	SO	SB
1988	L.A. vs. Oak.	.105	5	19	1	2	0	0	0	0	1	4	0

ADDITIONAL BATTING STATISTICS

Year	IBB	HP	SF	SH	CS	TB	Year	IBB	HP	SF	SH	CS	TB
1986	1	0	2	0	0	53	1989	5	3	6	4	0	207
1987	2	1	0	0	1	21	1990	0	0	0	0	0	3
1988	1	4	2	2	2	109							
ML Totals								9	8	10	6	3	393

HAMILTON'S CAREER TRANSACTIONS

- Selected by the Los Angeles Dodgers in 29th round of Free Agent Draft, June 7, 1982.

DAVE HANSEN

INFIELDER

Birth date: November 24, 1968

Birthplace: Long Beach, CA

Bats: Left **Throws:** Right

Height: 6-0 **Weight:** 180

M.L. Service: 23 days

How Obtained: Dodgers' #2

selection in the June 1986

Free Agent Draft



43

1990 Notes: Played for the Albuquerque Dukes until September 1 when he was recalled by the Dodgers...appeared in five games for the Dodgers and was 1-for-7 (.143) with one RBI...made his major league debut against Rob Dibble on Sept. 16 at Cincinnati and struck out as a pinch-hitter...made his first start on Oct. 3 vs. the Padres and collected his first major league hit and RBI on a single off Eric Show in a Dodger 7-3 win...appeared in 135 games for the Albuquerque Dukes and batted .316 with 11 home runs and 92 RBI...he led the Dukes in RBI and walks (90)...was selected as a PCL All-Star...rated the 6th best prospect in the PCL by Baseball America...played 131 games at third base, one game at shortstop and one game in the outfield...made 26 errors in 133 starts (.926)...batted .338 at Albuquerque.

M.L. Career: 1989 - Although recalled from San Antonio on August 21, he did not appear in a game for the Dodgers...flew to Montreal and was in uniform August 21 for the game against the Expos...Montreal started left-hander Mark Langston, therefore keeping the left-handed hitting infielder on the bench for the night...after the game Hatcher was activated and Hansen was on a morning flight back to Albuquerque...was named the most valuable player of the Dominican

Winter League where he batted .327 with three home runs and 21 RBI.

Minor League Notes: 1989 - Began the season at San Antonio where he hit .297 in 121 games...hit .302 at home...hit .338 in April and hit an impressive .351 in June...made 16 errors in 316 total chances (.949)...batted .375 (9-for-24) as a designated hitter...totaled six home runs and 52 RBI...finished the season at Albuquerque where he hit .267 (8-for-30) in six games...had two home runs and 10 RBI.

1988 - At Vero Beach, Hansen was named to the Topps National Association Class A All-Star team...led Florida State League in RBI (81)...led the Vero Beach Dodgers in runs (68)...7th in league with .291 batting average. **1987** - Spent the season at Bakersfield...3rd on team in at-bats (432), 4th in runs (68), 2nd in doubles (22) and 5th in RBI (38). **1986** - Had an impressive .299 batting average in 61 games for Great Falls.

Personal: Signed by Gib Bodet... graduated from Rowland High School in 1986 where he played baseball and football...earned All-Sierra League honors from 1984-86, All-San Gabriel Valley in 1985-86 and was first team All-CIF 4A and All-State in 1986...is an excellent guitar player...likes surfing, water skiing and fishing...wife's name is Julie...they were married on February 10, 1990.

FREDERICK'S 200 HITS

Johnny Frederick is the only Dodger rookie to have 200 hits in his initial season with 206 in 1929 and the only Dodger to have 200 or more hits in his first two major league seasons, 1929 (206) and 1930 (206).

DAVID ANDREW HANSEN

Year	Club	Avg.	G	AB	R	H	2B	3B	HR	RBI	BB	SO	SB
1986	Great Falls	.299	61	204	39	61	7	3	1	36	27	28	9
1987	Bakersfield	.262	132	432	68	113	22	1	3	38	65	61	4
1988	Vero Beach	.291	135	512	68	149	28	6	7	81	56	46	2
1989	San Antonio	.297	121	464	72	138	21	4	6	52	50	44	3
	Albuquerque	.267	6	30	6	8	1	0	2	10	2	3	0
	Los Angeles	.000	0	0	0	0	0	0	0	0	0	0	0
1990	Albuquerque	.316	135	487	90	154	20	3	11	92	90	54	9
	Los Angeles	.143	5	7	0	1	0	0	0	1	0	3	0
ML Totals-1 year		.143	5	7	0	1	0	0	0	1	0	3	0

HANSEN VS. NATIONAL LEAGUE

	1990					Career				
	AVG.	AB	H	HR	RBI	AVG.	AB	H	HR	RBI
vs. West										
Atlanta	-	-	-	-	-	-	-	-	-	-
Cincinnati	.000	1	0	0	0	.000	1	0	0	0
Houston	-	-	-	-	-	-	-	-	-	-
Los Angeles	-	-	-	-	-	-	-	-	-	-
San Diego	.200	5	1	0	1	.200	5	1	0	1
San Francisco	.000	1	0	0	0	.000	1	0	0	0
West Total	.143	7	1	0	1	.143	7	1	0	1
vs. East										
Chicago	-	-	-	-	-	-	-	-	-	-
Montreal	-	-	-	-	-	-	-	-	-	-
New York	-	-	-	-	-	-	-	-	-	-
Philadelphia	-	-	-	-	-	-	-	-	-	-
Pittsburgh	-	-	-	-	-	-	-	-	-	-
St. Louis	-	-	-	-	-	-	-	-	-	-
East Total	-	-	-	-	-	-	-	-	-	-
1990 Totals	.143	7	1	0	1	.143	7	1	0	1
In April	-	-	-	-	-	-	-	-	-	-
May	-	-	-	-	-	-	-	-	-	-
June	-	-	-	-	-	-	-	-	-	-
July	-	-	-	-	-	-	-	-	-	-
August	-	-	-	-	-	-	-	-	-	-
Sept.-Oct.	.143	7	1	0	1	.143	7	1	0	1
Home	.167	6	1	0	1					
Road	.000	1	0	0	0					
Day	.000	2	0	0	0					
Night	.200	5	1	0	1					
Before ASG	.000	0	0	0	0					
After ASG	.143	7	1	0	1					
vs. RHP	.167	6	1	0	1					
vs. LHP	.000	1	0	0	0					
Pinch Hit	.000	3	0	0	0					

Hansen's Career Game Highs

Most Hits: 1, Oct. 3, 1990 vs. San Diego

Most RBI: 1, Oct. 3, 1990 vs. San Diego

HANSEN'S CAREER TRANSACTIONS

- Selected by the Los Angeles Dodgers in the second round of the June 1986 Free Agent Draft.

THREE HOMERS IN A DAY BY OPPONENT AT DODGER STADIUM

The Dodgers have allowed three homers in a game to an opponent four times in the history of Dodger Stadium. Dave Kingman has accomplished it twice and Willie Stargell of the Pittsburgh Pirates and Claudell Washington of the New York Mets did it the other two times. Stargell was the first to do it on June 24, 1965 as he drove in seven runs. Kingman did it with the New York Mets on June 4, 1976 and drove in eight runs. He repeated with the Cubs on May 14, 1978 and also drove in eight runs. Washington, who currently plays for the Yankees, hit three at Dodger Stadium on June 22, 1980 and accounted for four RBI.

L E N N Y H A R R I S

INFIELDER

Birth date: October 28, 1964

Birthplace: Miami, FL

Bats: Left **Throws:** Right

Height: 5-10 **Weight:** 205

M.L. Service: 2 years and 31 days

How Obtained: Traded to the

Dodgers by Cincinnati along
with Kal Daniels for pitcher Tim

Leary and infielder Mariano

Duncan on July 18, 1989



29

1990 Notes: In his first full season in the major leagues he hit .304 in 137 games with two home runs and 29 RBI...also stole 15 bases, tied for 3rd highest on the team...totaled 131 hits, 4th highest for the Dodgers...struck out only 31 times in 431 at-bats (once every 13.9 at-bats)...played five different positions during the year...44 games at second (29 starts), 94 games at third (74 starts) and one game each at shortstop, center field and right field...committed 11 errors (two at second base and nine at third base)...led off for the Dodgers 79 times and batted .321 (102-for-318) with 49 runs scored and 23 RBI...posted a .359 on-base percentage when leading off, 9th best in the league...hit safely in 16 of 23 May games and batted a monthly high .368 with nine RBI...had a career-high four RBI on May 24 at Chicago in the Dodgers' 15-6 win...in his next start on May 26 at St. Louis, he drove in three more with a bases loaded triple in L.A.'s 8-0 win...totaled four RBI one more time, on Aug. 14 at New York...in his last 15 games in May he totaled eight multi-hit games...had a career-high eight-game hitting streak from June 6-16 and had a season-high .338 batting average on June 15...stole home as part of a double steal on Aug. 11 at Atlanta, the first Dodger to steal home since Steve Sax on June 29, 1984...hit safely in 17 of his final 25 games for a .370 average (30-for-81)...hit two home runs, the first on June 10 at San Diego off Andy Benes and the second on Sept. 2 at Montreal, a solo homer to lead off the game off Mark Gardner...had 40 multi-

hit games including 16 three-hit games...batted .301 (22-for-73) with runners in scoring position...hit .344 (11-for-32) with a runner at third and batted .500 (3-for-6) with the bases loaded including two triples and nine RBI...hit .331 when playing third base (93-for-281)...with two strikes he hit .275 (38-for-138), 3rd best in the league...batted .311 vs. RHP (121-for-389), 10th highest in the N.L....had at least one hit in 75 of 137 games.

Career Notes: Since joining the Dodgers in 1989, he has played all three outfield positions and every infield position with the exception of first base...played center field on May 29, 1990 at Pittsburgh, played right field on July 27, 1990 vs. Atlanta and played 22 innings in left field on Aug. 23, 1989 at Montreal...hit his first career home run on June 9, 1989 off Orel Hershiser...has hit two homers at Dodger Stadium...has one five-hit game on Aug. 23, 1989 at Montreal and has one four-hit game on Sept. 11, 1989 vs the Reds.

M.L. Career: 1989 - Joined the Dodgers along with Kal Daniels on July 18 in a trade that sent pitcher Tim Leary and infielder Mariano Duncan to the Reds...batted .236 overall in 115 games...hit .252 with the Dodgers in 54 games with one home run and 15 RBI...played in 61 games for the Reds, 42 as a starter and hit .223 with two home runs and 11 RBI...played second, shortstop and third base for the Reds...got the chance to start every day in June and batted .267 including a five-game hitting streak from June 23-27 and batted .391 (9-for-23) during the streak...was 5-for-13 (.385) as a pinch-hitter

for the Reds...made his Dodger debut on July 19 vs. Chicago and was 0-for-1 as a pinch-hitter...made his first start on July 21 at Pittsburgh and recorded his first hit...was one of seven N.L. players to have three doubles in a game...hit a monthly high .279 in 19 August games...had a career-high five hits (5-for-9) in the Dodgers' 22-inning 1-0 win on Aug. 23 at Montreal...he was one of seven N.L. players who had five hits in a game and the first Dodger since Mickey Hatcher and Steve Sax had five hits June 3, 1988 vs. Cincinnati...played left field for the first time in the majors on Aug. 23 at Montreal, playing all 22 innings...in all, he played at second, short, third and left field for the Dodgers...went through a career-long 0-for-21 streak from Aug. 29 to Sept. 6...went 4-for-5 on Sept. 11 vs. the Reds and was 6-for-12 against his former team on the year...in that game he hit his first home run as a Dodger...was 8-for-20 as a pinch-hitter and batted .400 to lead the N.L...also led all N.L. pinch-hitters with a .500 on-base percentage...batted .220 with runners in scoring position...had 17 multi-hit games and six multi-RBI games...had a team-high 14 stolen bases, four with the Dodgers...grounded into a team-high 14 double plays, nine with L.A....batted .337 in 24 games during the Puerto Rican Winter League. **1988** - Played his first season for Cincinnati and batted .372 in 16 games...was recalled from Nashville on Sept. 2...started eight games at third and

four at second base...he had six multi-hit games in 12 starts and stole four bases in five attempts...had his first major league hit off Padres' Ed Whitson on Sept. 19 at Riverfront.

Minor League Notes: 1988 - Led the American Association with 45 stolen bases in 107 games at Nashville...stole 51 bases for the year and has averaged 33 stolen bases in his last five years...batted .277 with 35 RBI...started the season at Glens Falls and batted .338 in 17 games...was loaned to Glens Falls (Detroit) on May 6 and returned June 26. **1987** - Hit .248 at Nashville in 120 games...recorded 100 hits for the season, the fourth time he recorded 100 or more hits (five in his career). **1986** - Eastern League managers voted him the best defensive third baseman...batted .253 for Vermont and was a member of the postseason All-Star team...hit .283 over the last two months of the season...led all third basemen with 116 putouts and 360 total chances...also led the league with 13 game-winning RBI. **1985** - Batted .259 for Tampa in 132 games...he hit .320 in June and .294 in July...led Florida State third basemen with 34 double plays...named best third baseman in the league. **1984** - Batted .246 for Cedar Rapids in 132 games and stole 31 bases...his 31 stolen bases ranked 6th in the Midwest League. **1983** - First year in pro ball and batted .281 for Billings in 56 games. **Personal:** Prepped at Jackson High School and batted .463 as a senior...wife's name is Carnettia.

LEONARD ANTHONY HARRIS

Year	Club	Avg.	G	AB	R	H	2B	3B	HR	RBI	BB	SO	SB
1983	Billings	.281	56	224	37	63	8	1	1	26	13	35	7
1984	Cedar Rapids	.246	132	468	52	115	15	3	6	53	42	59	31
1985	Tampa	.259	132	499	66	129	11	8	3	51	37	57	15
1986	Vermont	.253	119	450	68	114	17	2	10	52	29	38	36
1987	Nashville	.248	120	403	45	100	12	3	2	31	27	43	30
1988	Glens Falls	.338	17	65	9	22	5	1	1	7	9	6	6
	Nashville	.277	107	422	46	117	20	2	0	35	22	36	45
	Cincinnati	.372	16	43	7	16	1	0	0	8	5	4	4
1989	Cincinnati	.223	61	188	17	42	4	0	2	11	9	20	10
	Los Angeles	.252	54	147	19	37	6	1	1	15	11	13	4
1990	Los Angeles	.304	137	431	61	131	16	4	2	29	29	31	15
ML Totals-3 years		.279	268	809	104	226	27	5	5	63	54	68	33

HARRIS VS. NATIONAL LEAGUE

	1990					Career				
	AVG.	AB	H	HR	RBI	AVG.	AB	H	HR	RBI
vs. West										
Atlanta	.256	43	11	0	0	.250	108	27	1	5
Cincinnati	.257	35	9	0	0	.319	47	15	0	1
Houston	.315	54	17	0	4	.302	96	29	1	8
Los Angeles	—	—	—	—	—	.087	23	2	0	2
San Diego	.361	36	13	1	1	.350	80	28	1	7
San Francisco	.281	57	16	0	4	.292	120	35	0	13
West Total	.293	225	66	1	9	.287	474	136	3	36
vs. East										
Chicago	.318	44	14	0	6	.254	59	15	0	6
Montreal	.316	38	12	1	2	.300	70	21	1	2
New York	.387	31	12	0	5	.328	58	19	1	8
Philadelphia	.208	24	5	0	2	.163	43	7	0	4
Pittsburgh	.267	30	8	0	0	.196	46	9	0	1
St. Louis	.359	39	14	0	5	.322	59	19	0	6
East Total	.316	206	65	1	20	.269	335	90	2	27
1990 Totals	.304	431	131	2	29	.279	809	226	5	63
In April	.225	40	9	0	5	.232	56	13	0	5
May	.368	76	28	0	9	.304	112	34	0	10
June	.280	75	21	1	1	.273	165	45	2	8
July	.295	78	23	0	3	.253	150	38	1	12
August	.259	81	21	0	7	.266	124	33	0	10
Sept.-Oct.	.358	81	29	1	4	.312	202	63	2	18
Home	.276	217	60	0	9	Harris' Career Game Highs Most Hits: 5, Aug. 23, 1989 at Montreal Most RBI: 4 (2 times), last time Aug. 14, 1990 at New York Most HR: 1 (5 times), last time Sept. 2, 1990 at Montreal				
Road	.332	214	71	2	20					
Day	.300	100	30	2	11					
Night	.305	331	101	0	18					
Before ASG	.292	219	64	1	15					
After ASG	.316	212	67	1	14					
vs. RHP	.311	389	121	2	23					
vs. LHP	.238	42	10	0	6					
Pinch Hit	.130	23	3	0	0					
Career Hit Streak: 8 games, 6/6 - 6/16/90										

ADDITIONAL BATTING STATISTICS

Year	IBB	HP	SF	SH	CS	TB	Year	IBB	HP	SF	SH	CS	TB
1988	0	0	2	1	1	17	1990	2	1	1	3	10	161
1989	0	2	0	1	9	100							
ML Totals								2	3	3	5	20	278

HARRIS' CAREER TRANSACTIONS

- Selected by the Cincinnati Reds in the 5th round of the June 1983 Free Agent Draft.
- Loaned to Glens Falls (Detroit) on May 6, 1988; returned on June 26, 1988.
- Traded to the Los Angeles Dodgers by Cincinnati along with Kal Daniels for pitcher Tim Leary and infielder Mariano Duncan.

STARGELL BLASTS ONLY ONES TO CLEAR DODGER STADIUM

Pittsburgh Pirates first baseman Willie Stargell is the only player ever to hit a ball out of Dodger Stadium - and he did it twice. Stargell hit the first ball on Aug. 5, 1969 (off Alan Foster) and it traveled over the Right Field Pavilion landing 506 feet, 6 inches away. The second blast came on May 8, 1973 (off Andy Messersmith) and it hit the Right Field Pavilion roof and landed 470 feet away from home plate.

M I K E H A R T L E Y

RIGHT-HANDED PITCHER

Birth date: August 31, 1961

Birthplace: Hawthorne, CA

Bats: Right **Throws:** Right

Height: 6-1 **Weight:** 197

M.L. Service: 1 year and 22 days

How Obtained: Drafted by
San Antonio from Savannah,
December 9, 1986



46

1990 Notes: Appeared in 32 games, six as a starter, and was 6-3 with a 2.95 ERA with one complete game and one shutout...opened the season on the Dodgers' roster as a relief pitcher...he appeared in 14 games and was 0-0 with a 3.38 ERA from April 12 to May 24...struck out a career-high six batters two times, the first on April 30 vs. the Giants in three relief innings pitched and then on Sept. 6 vs. Atlanta as a starter...earned his first major league save on May 20 vs. the Phillies, pitching two shutout innings...allowed his first career grand slam to Mike Marshall on May 22 in an 8-3 loss to the Mets in L.A....the ballclub was in Chicago when he was informed he was being optioned to Albuquerque on May 25...did not have a decision in three games for the Dukes and saved two games...was recalled from Albuquerque on June 1 and stayed with the Dodgers for the remainder of the season...first outing since being recalled was on June 12 at Houston...June proved to be a difficult month, as he posted a 0-1 record and a 7.37 ERA...had a combined 5-0 record and a 1.26 ERA (5 ER/35.2 IP) in July and August...was 3-0 in August with a 0.78 ERA...first major league win was on July 3 in relief, pitching two scoreless innings as the Dodgers scored four runs in the 9th inning to win 7-6 over the Cubs in Los Angeles...went on to win a career-high five straight decisions from July 3 to August 26...the streak ended on Sept. 1 as Oil Can Boyd threw a complete game and blanked the Dodgers 6-0 at Montreal...made his first career

start on August 14 in game two of a twinbill at New York, replacing an ailing Tim Belcher...defeated the Mets 2-1 while allowing just two hits and one run in six innings pitched...remained in the rotation for six starts until being sidelined in mid-September with a strained muscle in his left side...pitched his first career complete game and shutout in a 5-0 win on Sept. 6 vs. the Braves...it was his 6th win and he allowed just three hits...injured his left side in his last start on Sept. 11 at San Diego, pitching 4.2 innings before leaving the game after trying to stop a ground ball up the middle...was sidelined for the rest of the season...he was 3-2 in six starts with a 2.52 ERA and was 3-1 with a 3.30 ERA in 26 relief outings...first batters managed just two hits in 22 at-bats (.091)...inherited 11 runners and only two crossed the plate...first batters had a .091 slugging percentage...struck out three or more batters nine times in relief appearances...in July he fanned 18 men in 12.2 innings pitched...had a 1.45 ERA at Dodger Stadium...left-handers hit .213 (33-for-155), best among L.A. hurlers and 8th best in the league...right-handers hit .185 (25-for-135)...allowed seven home runs, five by right-handed batters.

Career Notes: Made his major league debut on Sept. 10, 1989 at San Diego...retired his first 12 batters faced over three games...only major league hit was on August 5, 1990 at San Francisco, a single off Atlee Hammaker...he is 4-1 at Dodger Stadium with a 1.45 ERA.

M.L. Career: 1989 - Was recalled from Albuquerque on Sept. 1 and ap-

peared in five games in relief and was 0-1 with a 1.50 ERA...made his major league debut on Sept. 10 at San Diego and retired all six batters he faced...he went on to retire his first 12 batters faced before allowing a double to Chris Speier of the Giants on Sept. 20 at San Francisco...the Giants scored five runs in the 9th inning to defeat the Dodgers 8-7 and Hartley suffered the loss...in all, he retired 18 of 20 batters faced.

Minor League Notes: 1989 - Went 7-4 with Albuquerque with 18 saves...had a 2.79 ERA, allowing 24 earned runs in 77.1 innings pitched with 76 strikeouts. **1988** - Began the year at Albuquerque...pitched the final inning in four straight appearances (April 26-May 9), recording one win, one save and allowing just four hits while walking one and striking out five...was 2-1 with three saves in May, allowing only two earned runs in 10.2 innings (1.69 ERA)...joined San Antonio roster in June and was Fireman of the Month in Texas League...pitched 27 scoreless innings from the end of June through July...played winter ball at Santurce. **1987** - Pitched at three different levels, posting outstanding numbers at Bakersfield (A) and San Antonio (AA) before finishing the year at Albuquerque (AAA)...his combined record was 8-8 with 18 saves and a 1.72 ERA...had 112

strikeouts and just 44 walks in 99.1 innings...saved nine games in his first 14 appearances...allowed just three earned runs in first 23 innings (1.17 ERA)...allowed five earned runs in first 9.2 innings at San Antonio and then just one in next 31.1 innings...did not allow an earned run in 20 innings, July 14 - Aug. 20. **1986** - Led South Atlantic League relievers in lowest opponents batting average (.187)...had nine saves in his first full year as a reliever.

Personal: Graduated from El Cajon Valley High in 1979...lettered in wrestling...in his senior year, he won the California Interscholastic Federation (CIF) section championship at 148 pound class, placed third in CIF state tournament and was chosen San Diego CIF Wrestler of the Year...did not play baseball due to conflict with wrestling season...attended Grossmont College (El Cajon, CA) for 1 1/2 years...played amateur baseball for Santee Pioneers in Senior League and Big League programs...in the fall of 1981, he played for Grossmont's team in San Diego area collegiate league...signed to first contract by Marty Keough, St. Louis Cardinals, Nov. 27, 1981...was not drafted...hobbies include stereo recording, backgammon and surfing...married to wife, Deborah on February 6, 1987...they have a daughter, Sara (12-19-89).

MICHAEL EDWARD HARTLEY

Year	Club	W-L	ERA	G	GS	CG	SHO	SV	IP	H	R	ER	BB	SO
1982	Johnson City	3-1	2.79	8	5	0	0	0	29.0	32	12	9	8	13
1983	St. Petersburg	1-3	3.34	9	4	1	0	0	29.2	25	14	11	24	18
	Macon	2-3	10.24	7	7	1	0	0	29.0	36	36	33	30	12
	Erie	1-3	6.75	7	7	0	0	0	32.0	36	27	24	31	25
1984	St. Petersburg	8-14	4.20	31	31	4	1	0	139.1	142	81	65	84	88
1985	Springfield	2-7	5.12	33	33	0	0	0	114.1	119	77	65	62	100
1986	Springfield	0-0	9.60	8	8	0	0	1	15.0	22	17	16	14	10
	Savannah	5-7	2.89	39	39	0	0	8	56.0	38	31	18	37	55
1987	Bakersfield	5-3	1.78	32	0	0	0	15	55.2	40	14	11	23	72
	San Antonio	3-4	1.32	25	0	0	0	3	41.0	21	8	6	18	37
	Albuquerque	0-1	6.75	2	0	0	0	0	2.2	5	3	2	3	3
1988	Albuquerque	2-2	4.35	18	0	0	0	3	20.2	22	11	10	12	16
	San Antonio	5-1	0.80	30	0	0	0	9	45.0	25	5	4	18	57
1989	Albuquerque	7-4	2.79	58	0	0	0	18	77.1	53	31	24	34	76
	Los Angeles	0-1	1.50	5	0	0	0	0	6.0	2	1	1	0	4
1990	Albuquerque	0-0	0.00	3	0	0	0	2	3.0	3	0	0	2	3
	Los Angeles	6-3	2.95	32	6	1	1	1	79.1	58	32	26	30	76
ML Totals-2 years		6-4	2.85	37	6	1	1	1	85.1	60	33	27	30	80

HARTLEY VS. NATIONAL LEAGUE

	1990						Career					
	W-L	ERA	IP	ER	SO	SV	W-L	ERA	IP	ER	SO	SV
vs. West												
Atlanta	2-0	0.00	12.2	0	11	0	2-0	0.00	12.2	0	11	0
Cincinnati	0-0	9.00	4.0	4	4	0	0-0	7.20	5.0	4	4	0
Houston	0-0	0.00	2.1	0	3	0	0-0	0.00	3.1	0	3	0
Los Angeles	-	-	-	-	-	-	-	-	-	-	-	-
San Diego	0-2	12.71	5.2	8	6	0	0-2	7.45	9.2	8	10	0
San Francisco	1-0	0.90	10.0	1	15	0	1-1	1.80	10.0	2	15	0
West Total	3-2	3.38	34.2	13	39	0	3-3	3.10	40.2	14	43	0
vs. East												
Chicago	1-0	2.25	4.0	1	6	0	1-0	2.25	4.0	1	6	0
Montreal	0-1	6.14	7.1	5	5	0	0-1	6.14	7.1	5	5	0
New York	2-0	1.10	16.1	2	12	0	2-0	1.10	16.1	2	12	0
Philadelphia	0-0	2.70	10.0	3	10	1	0-0	2.70	10.0	3	10	1
Pittsburgh	0-0	3.60	5.0	2	4	0	0-0	3.60	5.0	2	4	0
St. Louis	0-0	0.00	2.0	0	0	0	0-0	0.00	2.0	0	0	0
East Total	3-1	2.62	44.2	13	37	1	3-1	2.62	44.2	13	37	1
1990 Totals	6-3	2.95	79.1	26	76	1	6-4	2.85	85.1	27	80	1
In April	0-0	3.60	5.0	2	6	0	0-0	3.60	5.0	2	6	0
May	0-0	3.29	13.2	5	16	1	0-0	3.29	13.2	5	16	1
June	0-1	7.37	7.1	6	9	0	0-1	7.37	7.1	6	9	0
July	2-0	2.13	12.2	3	18	0	2-0	2.13	12.2	3	18	0
August	3-0	0.78	23.0	2	15	0	3-0	0.78	23.0	2	15	0
Sept.-Oct.	1-2	4.08	17.2	8	12	0	1-3	3.42	23.2	9	16	0
Home	4-1	1.45	43.1	7	43	1						
Road	2-2	4.75	36.0	19	33	0						
Day	2-0	2.61	20.2	6	18	1						
Night	4-3	3.07	58.2	20	58	0						
Before ASG	1-1	4.22	32.0	15	37	1						
After ASG	5-2	2.09	47.1	11	39	0						

Hartley's Career Game Highs

Strikeouts: 6 (twice), last time, Sept. 6, 1990 vs. Atlanta
 Low Hit: 3, Sept. 6, 1990 vs. Atlanta

Career Win Streak:

5 games, 7/3 - 8/26/90

MISCELLANEOUS STATISTICS

Year	PITCHING TOTALS					Avg.	HITTING TOTALS						
	IBB	HB	WP	BK	HR		AB	R	H	2B	3B	HR	RBI
1989	0	0	0	0	0	.000	1	0	0	0	0	0	0
1990	2	2	3	0	7	.077	13	1	1	0	0	0	0
ML Totals	2	2	3	0	7	.071	14	1	1	0	0	0	0

HARTLEY'S CAREER TRANSACTIONS

- Signed by the St. Louis Cardinals as a free agent, November 27, 1981.
- Drafted by San Antonio from Savannah, December 9, 1986.

HARTLEY'S GAME HIGHS

Hitting

Most Hits: 1, Aug. 5, 1990 at San Francisco

Most RBI: None

Most HR: None

KOUFAX HOLDS MARK AT DODGER STADIUM

Sandy Koufax holds the record for the most wins in a season for a Dodger pitcher in games at Dodger Stadium. Koufax was 14-3 in 1965.

M I C K E Y H A T C H E R

INFIELDER

Birth date: March 15, 1955

Birthplace: Cleveland, OH

Bats: Right **Throws:** Right

Height: 6-2 **Weight:** 200

M.L. Service: 11 years and 16 days

How Obtained: Signed by Dodgers as a
*free agent on April 10, 1987



9

1990 Notes: In his sixth season with the Dodgers he batted .212 in 85 games...his batting average of .212 was a career-low and his 85 games was his lowest total since 1982 (84) ...it also marked his first season as a major leaguer without hitting a home run...he was used primarily as the right-handed pinch-hitter and batted .298 (14-for-47) in that role...his 14 pinch-hits were second highest in the major leagues...only Tommy Gregg had more hits with 18 in 51 at-bats...his .298 average was 12th best in the league and his 10 RBI were 4th highest...his 14 pinch-hits tied for the 5th best in Dodger history and just two shy from the all-time mark of 16 held by Sid Gautreaux in 1936...his 14 pinch-hits also tied for the 4th best in L.A. Dodger history, one away from the top mark held by three different players...played 25 games at first base (6 starts), 10 games at third base (6 starts) and 10 games in left field (7 starts)...had three, three-game hitting streaks, the last time from Aug 21-24...had a season-high two RBI in a game two times, first time on May 29 at Pittsburgh and on Oct. 2 vs. the Padres...batted .281 in June and was 3-for-7 as a pinch-hitter and raised his average to a season-high

.258 on June 25 after going 2-for-4 at Atlanta...had four multi-hit games and two multi-RBI games...batted .189 (7-for-37) with runners in scoring position and hit .313 with less than two outs with runners in scoring position...was 5-for-16 (.313) with 10 RBI with a runner on third...was 1-for-5 with the bases loaded.

Career Notes: Beginning his 7th season with the Dodgers and is batting .272 (275-for-1,011)...has been placed on the DL six times, last time Aug. 7, 1989...has been named Player of the Week one time, in Aug. of 1984 with the Twins...has struck out once in every 13.7 at-bats in his career...has 20 pinch-hit RBI over the last two years...has hit over .300 in day games five of the last seven years ...has hit .313 (216-for-691) on artificial turf over the last six years.

M.L. Career: 1989 - Led the Dodgers with a .295 batting average in 94 games...played five different positions including five games at first, 16 at third, 39 games in left, nine games in right and pitched one game...his pitching debut occurred on May 4 vs. St. Louis and he pitched one inning, walked three, balked, hit a batter and allowed one run in L.A.'s 12-0 loss...struck

DODGERS TOPS WITH TOPPS

The Dodgers in 1990 were selected by Topps Company, Inc. as the Baseball Organization of the Year. It was the fourth time in 25 years the Dodgers received this honor which salutes the major league team receiving the most Topps awards during the past season.

out only 16 times in 224 at-bats or once every 14 at-bats...had a triple on April 16 vs. Houston, his first since July 5, 1987...was limited to 11 games in June because of a strained left hamstring...was placed on the 15-day DL on June 4...was activated on June 19 and hit .421 (8-for-19) in his last eight June games and hit .400 (10-for-25) for the month...was batting .307 at the All-Star break...hit safely in his first four of five August games before injuring his left hamstring on Aug. 4 vs. San Diego...was placed on the 15-day DL on Aug. 7 and was reinstated on Aug. 21...led Dodger pinch-hitters with 10 RBI which also tied him for N.L. high honors with Mike Aldrete of Montreal...totaled 15 multi-hit games and had three multi-RBI games...was 6-for-34 (.177) as a pinch-hitter...batted .230 with runners in scoring position with 23 RBI...had four three-hit games, last time July 29 at San Diego...had five assists in the outfield, second only to Jose Gonzalez who had eight...committed four errors on the year...hit two home runs, both against the Padres and both in San Diego...played in his 1,000th game on July 2 at Pittsburgh. **1988** - The leader of the Dodger "Stuntmen" batted .293 on the year in 88 games...started at first base in 18 games, started at third base twice, left field seven times and right field 14 times...had a five-game hitting streak in April (first of two on the year) and ended the month hitting .333 (5-for-15)...on June 3, he tied a career high with five hits in a game vs. the Reds and by the end of the day was hitting .408 overall...struck out just seven times in 191 at-bats or once every 27.3 at-bats...hit his only regular season home run on Sept. 23 vs. Atlee Hammaker of the Giants, a game-winning three-run shot...ended the season with a .322 on-base percentage...was the Dodgers' leading pinch-hitter with 12 hits in 38 at-bats (.316)...his 12 pinch-hits were 4th best in the N.L. and his .316 average was 6th best...his five pinch-hit doubles were tops in the league and his four RBI were 4th best...had the game-winning RBI the night the Dodgers clinched the Western Division title in San Diego...batted .238 in the NLCS and he sparked the Dodgers in the World Series, hitting .368 (7-for-19)

with one double, two homers and tied Jose Canseco with five RBI for a Series high...hit a home run in the first inning of Game 1 and had the game-winning RBI in Game 5 with his two-run homer in the first inning. **1987** - Signed with the Dodgers as a free agent on April 10 and proceeded to hit .282 in 101 games...his 101 games marked the fifth straight year he played in over 100 games...hit over .300 for first four months of season but suffered a strained right groin, with the addition of abdominal pains, and was limited to just eight games in September...hit .292 with runners in scoring position...had seven homers, two shy of career high. **1986** - Closed the season hitting .350 in final 43 games, and batted .278 on the year...led the Twins' designated hitters with a .316 average...posted his ninth four-hit game in his career...went to bat seven times on June 11 vs. Texas (16 innings). **1985** - Batted .282 overall in 116 games...had five hits on April 27 vs. Oakland...tied a Twins' record of nine straight hits over two games on April 27-28...led the A.L. with one strikeout every 19.2 at-bats. **1984** - Played in a career-high 152 games and batted .302...also set career bests with 576 at-bats, 61 runs, 174 hits, 35 doubles, five triples, 69 RBI and 37 walks...was named A.L. Player of the Week August 13-19...in 13 straight plate appearances with runners in scoring position (Aug. 6 - Sept. 12), he had nine hits, four walks and 13 RBI. **1983** - Batted a career-high .317 in 106 games...totaled 119 hits, beginning a three-year streak of 100 or more hits...had a career-high nine home runs and 47 RBI and was named most improved Twin...led A.L. with one strikeout every 19.7 at-bats. **1982** - Played a career-low 84 games for the Twins and batted .249 overall...it was also his lowest batting average in his six-year career with the Twins. **1981** - First season with the Twins after being traded by the Dodgers on March 30...batted .255 in 99 games...had 23 doubles. **1980** - Started the year with Albuquerque in the Dodgers' organization, but closed the season with the Dodgers and batted .226 in 57 games with two doubles, one home run and five RBI. **1979** - Made his major league debut with the Dodgers after being called

up from Albuquerque in Aug. and batted .269 in 33 games...first hit was Aug. 4 vs. San Francisco in Los Angeles and first home run was Aug. 10 at San Francisco.

Minor League Notes: 1980 Batted .359 before being called up by the Dodgers...played in 43 games and had seven homers and 40 RBI.

1979 - Played 103 games for the Dukes and batted .371, the highest average in full-season professional baseball and the Pacific Coast League batting champ... named to PCL All-Star team and to Topps' AAA All-Star squad.

1978 - Was named to the Texas League All-Star team by hitting .332 in 83 games...promoted to Albuquerque where he finished the year with a .329 average in 41 games.

1977 - First year in the minor leagues and batted .309 with Clinton in the Midwest League... was an all-star selection.

Personal: Known for his inspirational play and clubhouse humor, Hatcher is a true leader among the

Dodgers...was the Dodgers' fifth selection in June 1977 draft... passed on earlier selections by Houston in June, 1974 and New York Mets in January, 1976... brother Hal was a catcher in the Kansas City Royals organization... graduated from Mesa High School in Arizona where he was named an All-America in baseball and football...was a junior college All-America selection in baseball and football at Mesa Community College...attended the University of Oklahoma and was a second team All-America selection in baseball and was the wide receiver and punter in the 1976 Fiesta Bowl, the only major leaguer to have played in that bowl game...majored in physical education...actively involved in offseason golf tournament in Arizona benefiting Ronald McDonald House...wife's name is Debbie and they were married on May 15, 1980...they have two children, Brynn (11-8-82) and Amy (9-18-84).

MICHAEL VAUGHN HATCHER

Year	Club	Avg.	G	AB	R	H	2B	3B	HR	RBI	BB	SO	SB
1977	Clinton	.309	78	288	47	89	12	4	11	53	21	35	14
1978	San Antonio	.332	83	334	60	111	12	6	8	62	18	30	12
	Albuquerque	.329	41	155	25	51	11	5	7	39	7	15	7
1979	Albuquerque	.371	103	420	88	156	29	12	10	93	24	32	16
	Los Angeles	.269	33	93	9	25	4	1	1	5	7	12	1
1980	Albuquerque	.359	43	181	28	65	7	2	7	40	5	11	4
	Los Angeles	.226	57	84	4	19	2	0	1	5	2	12	0
1981	Minnesota	.255	99	377	36	96	23	2	3	37	15	29	3
1982	Minnesota	.249	84	277	23	69	13	2	3	26	8	27	0
1983	Minnesota	.317	106	375	50	119	15	3	9	47	14	19	2
1984	Minnesota	.302	152	576	61	174	35	5	5	69	37	34	0
1985	Minnesota	.282	116	444	46	125	28	0	3	49	16	23	0
1986	Minnesota	.278	115	317	40	88	13	3	3	32	19	26	2
1987	Los Angeles	.282	101	287	27	81	19	1	7	42	20	19	2
1988	Los Angeles	.293	88	191	22	56	8	0	1	25	7	7	0
1989	Los Angeles	.295	94	224	18	66	9	2	2	25	13	16	1
1990	Los Angeles	.212	85	132	12	28	3	1	0	13	6	22	0
NL Totals-6 years		.272	373	1011	92	275	45	5	12	115	55	88	4
AL Totals-6 years		.284	672	2366	256	671	127	15	26	260	109	158	7
ML Totals-12 years		.280	1130	3377	348	946	172	20	38	375	164	246	11

WORLD SERIES BROTHER ACT

Jimmy Johnston of the Brooklyn Dodgers and his brother Doc Johnston of the Cleveland Indians became the first siblings to oppose each other in a World Series game in 1920.

HATCHER VS. NATIONAL LEAGUE

	1990					Career				
	AVG.	AB	H	HR	RBI	AVG.	AB	H	HR	RBI
vs. West										
Atlanta	.263	19	5	0	1	.243	107	26	1	12
Cincinnati	.160	25	4	0	0	.235	115	27	0	14
Houston	.100	10	1	0	0	.237	97	23	0	6
Los Angeles	—	—	—	—	—	—	—	—	—	—
San Diego	.077	13	1	0	2	.241	108	26	3	11
San Francisco	.154	13	2	0	2	.282	124	35	3	20
West Total	.163	80	13	0	5	.249	551	137	7	63
vs. East										
Chicago	.364	11	4	0	0	.281	89	25	1	8
Montreal	.000	4	0	0	0	.233	43	10	0	5
New York	.167	12	2	0	2	.186	70	13	0	4
Philadelphia	.286	14	4	0	2	.286	91	26	1	15
Pittsburgh	.500	4	2	0	4	.409	71	29	2	14
St. Louis	.429	7	3	0	0	.365	96	35	1	6
East Total	.289	52	15	0	8	.300	460	138	5	52
1990 Totals	.212	132	28	0	13	.272	1011	275	12	115
In April	.188	16	3	0	0	.266	451	120	4	45
May	.261	23	6	0	6	.302	626	189	7	80
June	.281	32	9	0	1	.288	572	165	1	44
July	.273	11	3	0	2	.311	424	132	9	56
August	.192	26	5	0	1	.262	642	168	5	74
Sept.-Oct.	.083	24	2	0	3	.260	662	172	12	76
Home	.239	67	16	0	6	Hatcher's Career Game Highs Most Hits: 5 (2 times), last time, June 3, 1988 vs. Cincinnati Most RBI: 5, August 14, 1986 at Seattle (AL) Most HR: 1 (38 times), last time, Sept. 10, 1989 at San Diego				
Road	.185	65	12	0	7					
Day	.083	36	3	0	1					
Night	.260	96	25	0	12					
Before ASG	.257	74	19	0	8					
After ASG	.155	58	9	0	5					
vs. RHP	.167	30	5	0	2					
vs. LHP	.225	102	23	0	11					
Pinch Hit	.298	47	14	0	10					
Career Hit Streak: 16 games in 1983										

LEAGUE CHAMPIONSHIP SERIES STATISTICS

Year	Club, Opp.	Avg.	G	AB	R	H	2B	3B	HR	RBI	BB	SO	SB
1988	L.A. vs. Mets	.238	6	21	4	5	2	0	0	3	3	0	0

WORLD SERIES STATISTICS

Year	Club, Opp.	Avg.	G	AB	R	H	2B	3B	HR	RBI	BB	SO	SB
1988	L.A. vs. Oak.	.368	5	19	5	7	1	0	2	5	1	3	0

ADDITIONAL BATTING STATISTICS

Year	IBB	HP	SF	SH	CS	TB	Year	IBB	HP	SF	SH	CS	TB
1979	0	1	0	1	3	34	1985	1	2	2	3	0	162
1980	1	0	0	4	2	24	1986	2	0	4	0	1	116
1981	2	2	3	5	1	132	1987	4	1	1	3	3	123
1982	1	0	1	0	2	95	1988	3	2	2	0	0	67
1983	0	1	2	3	0	167	1989	3	1	6	0	2	85
1984	3	2	8	1	1	234	1990	1	1	2	0	0	33
ML Totals								21	13	33	20	15	1272

HATCHER'S CAREER TRANSACTIONS

- Selected by the Houston Astros organization in 14th round of Free Agent Draft, June 5, 1974.
- Selected by the New York Mets organization in 2nd round of Free Agent Draft, January 7, 1976.

- Selected by the Los Angeles Dodgers organization in 5th round of Free Agent Draft, June 7, 1977.
- Traded by the Los Angeles Dodgers with infielder Kelly Snider and pitcher Matt Reeves to Minnesota for outfielder Ken Landreaux, March 30, 1981.
- Signed by the Los Angeles Dodgers as a free agent on April 10, 1987.

CARLOS HERNANDEZ

CATCHER

Birth date: May 24, 1967

Birthplace: San Felix, Bolivar, Venezuela

Bats: Right **Throws:** Right

Height: 5-11 **Weight:** 185

M.L. Service: 39 days

How Obtained: Signed by Los Angeles as a free agent on October 10, 1984

41



1990 Notes: Had two tours of duty with the Dodgers, combining to hit .200 in 10 games including five starts...began the season at Albuquerque and hit .231 in five games before having his contract purchased on April 16...made his major league debut on April 20 vs. Houston and went 1-for-3 as the starting catcher...first major league hit was a double off Jim Deshaies in his second at-bat...joined Bo Diaz as only the second Venezuelan catcher in major league history...collected his first RBI in his second start on April 28 vs. the Cubs...returned to the Dukes on May 3 when Rick Dempsey was reinstated off the disabled list...recalled on Sept. 1...appeared in eight games including three starts in the final days and hit .154 (2-for-13)...caught two of three base runners attempting to steal...did not make an error behind the plate...batted .315 in 52 games at Albuquerque.

Minor League Notes: 1989 - Strong campaign for San Antonio (AA) of the Texas League, batting .300 in 99 games...selected to the Texas League All-Star team as catcher...finished the season strongly, hitting a combined .342 in 40 games during July and August with four home runs and 21 RBI...was third on San Antonio in hits (111) and home runs (8)...batted .384 in 19 games vs. Midland with 28 hits, 12 runs, four doubles, one triple, two home runs and eight RBI...

promoted to Albuquerque (AAA) late in the season and appeared in four games...following the season, played winter ball for Caracas of the Venezuelan League and hit .280. **1988** - Spent most of his season with Bakersfield (A)...voted third best defensive catcher by California League coaches...Bakersfield fans voted him team MVP and his batting average of .309 was tops among California League catchers...played three games with Albuquerque and joined the Dukes for the Pacific Coast League playoffs...played winter ball in Caracas, Venezuela. **1987** - Playing for Bakersfield, he batted .228 in 162 at-bats...had 10 extra-base hits, including three home runs...collected eight stolen bases. **1986** - At Sarasota, Hernandez was third in Gulf Coast League with .312 average...his 31 RBI placed him 7th in the league...he was 3rd on team in at-bats (205), 4th in runs scored (19), 2nd in hits (64) and 3rd in doubles (7).

1985 - Was 10th on team with .245 batting average for Bradenton.

Personal: Wife's name is Jacqueline...was signed as an infielder and switched to catcher in 1986...his hobbies include music, movies and soccer...signed to his first contract by Regie Otero and the late Gonzalo Marquez...graduated from Escuela Tecnica Industrial in San Felix in 1985 where he played baseball, volleyball and track...won the prep championship in the javelin throw.

CARLOS ALBERTO HERNANDEZ

Year	Club	Avg.	G	AB	R	H	2B	3B	HR	RBI	BB	SO	SB
1985	Bradenton	.245	22	49	3	12	1	0	0	6	3	8	0
1986	Sarasota	.312	57	205	19	64	7	0	1	31	5	18	1
1987	Bakersfield	.228	48	162	22	37	6	1	3	22	14	23	8
1988	Bakersfield	.309	92	333	37	103	15	2	5	52	16	39	3
	Albuquerque	.125	3	8	0	1	0	0	0	1	0	0	0
1989	San Antonio	.300	99	370	37	111	16	3	8	41	12	46	2
	Albuquerque	.214	4	14	1	3	0	0	0	1	2	1	0
1990	Albuquerque	.315	52	143	11	45	8	1	0	16	8	25	2
	Los Angeles	.200	10	20	2	4	1	0	0	1	0	2	0
ML Totals-1 year		.200	10	20	2	4	1	0	0	1	0	2	0

HERNANDEZ VS. NATIONAL LEAGUE

	1990					Career				
	AVG.	AB	H	HR	RBI	AVG.	AB	H	HR	RBI
vs. West										
Atlanta	-	-	-	-	-	-	-	-	-	-
Cincinnati	.000	1	0	0	0	.000	1	0	0	0
Houston	.250	4	1	0	0	.250	4	1	0	0
Los Angeles	-	-	-	-	-	-	-	-	-	-
San Diego	.200	10	2	0	0	.200	10	2	0	0
San Francisco	.000	1	0	0	0	.000	1	0	0	0
West Total	.188	16	3	0	0	.188	16	3	0	0
vs. East										
Chicago	.250	4	1	0	1	.250	4	1	0	1
Montreal	-	-	-	-	-	-	-	-	-	-
New York	-	-	-	-	-	-	-	-	-	-
Philadelphia	-	-	-	-	-	-	-	-	-	-
Pittsburgh	-	-	-	-	-	-	-	-	-	-
St. Louis	-	-	-	-	-	-	-	-	-	-
East Total	.250	4	1	0	1	.250	4	1	0	1
1990 Totals	.200	20	4	0	1	.200	20	4	0	1
In April	.286	7	2	0	1	.286	7	2	0	1
May	-	-	-	-	-	-	-	-	-	-
June	-	-	-	-	-	-	-	-	-	-
July	-	-	-	-	-	-	-	-	-	-
August	-	-	-	-	-	-	-	-	-	-
Sept.-Oct.	.154	13	2	0	0	.154	13	2	0	0
Home	.235	17	4	0	1	Hernandez's Career Game Highs Most Hits: 1, (4 times), last time, Oct. 3, 1990 vs. San Diego Most RBI: 1, April 28, 1990 vs. Chicago				
Road	.000	3	0	0	0					
Day	.000	2	0	0	0					
Night	.222	18	4	0	1					
Before ASG	.286	7	2	0	1					
After ASG	.154	13	2	0	0					
vs. RHP	.000	6	0	0	0					
vs. LHP	.286	14	4	0	1					
Pinch Hit	-	-	-	-	-					

ADDITIONAL BATTING STATISTICS

Year	IBB	HP	SF	SH	CS	TB
1990	0	0	0	0	0	5

HERNANDEZ'S CAREER TRANSACTIONS

- Signed as a free agent by the Los Angeles Dodgers on October 10, 1984 by the late Regie Otero and the late Gonzalo Marquez.

O R E L H E R S H I S E R

RIGHT-HANDED PITCHER

Birth date: September 16, 1958

Birthplace: Buffalo, NY

Bats: Right **Throws:** Right

Height: 6-3 **Weight:** 192

M.L. Service: 7 years and 32 days

How Obtained: Dodgers' #17

selection in June 1979 Free

Agent Draft

55



1990 Notes: Had his 8th major league season cut short due to right shoulder surgery...made just four starts, all in April, and was 1-1 with a 4.26 ERA before undergoing surgery on April 27...missed the remainder of the season...was the opening day pitcher (second time in his career) on April 9 vs. San Diego and had a no-decision in L.A.'s 4-2 win...pitched 6.0 innings and allowed one run (home run to Fred Lynn) on three hits...started on April 14 at Houston and had a no-decision in a Dodger 7-3 loss...won 7-3 on April 19 at Houston working a season-high 7.0 innings and fanning a season-high six men...lost 5-1 in his final start on April 25 vs. St. Louis...pitched 6.1 innings and left the game due to discomfort in his right shoulder...had a Magnetic Resonance Imaging (MRI) exam on April 26 which showed damage to the right shoulder...Dr. Frank Jobe performed surgery on April 27 and reconstructed the anterior capsule and tightened the ligaments in his right shoulder...it marked the first time this type of surgery was performed on a major league pitcher...Dodger physical therapist Pat Screnar has overseen Hershiser's rehabilitation program which began almost immediately after surgery and through the offseason...was placed on the 60-day disabled list on April 27.

Career Notes: Made 195 consecutive starts, dating back to 1984, before surgery cut his season and the streak short in April...he is 99-65 with a 2.71 ERA...he has the 4th best winning percentage (.604) among active pitchers...needs 17.2 innings pitched to reach 1,500 in his career...has a 2.88 ERA over the

last five years, second only to Roger Clemens of the Boston Red Sox (2.71) among active pitchers...needs 16 strikeouts to move into the L.A. Dodger all-time top 10 list, ahead of Burt Hooton...has struck out 10 or more batters in a game five times, last time on April 10, 1989 at San Francisco...has allowed two or more home runs in a game 11 times and three in a game two times, last time on Aug. 10, 1988 at Cincinnati...has pitched two career one-hitters (last time July 23, 1985 vs. Pittsburgh), six two-hitters (last time May 14, 1989 vs. Phil.), five three-hitters (last time April 5, 1988 vs. S.F.) and six four-hitters (last time Sept. 19, 1988 at Houston)...his 2.71 ERA is 3rd best on the all-time Dodger list...has been named to the All-Star team in three of the last four years...has 11 multi-hit games...has been named N.L. Pitcher of the Month four times, last time Sept. of 1988...named N.L. Player of the Week four times, last time Sept. 26-Oct. 2, 1988...earned a Gold Glove award in 1988.

M.L. Career: 1989 - Completed his 7th season with the Dodgers and was 15-15 with a 2.31 ERA...it marked the third time in the last four years he finished with a .500 mark...he finished 4th in voting for the Cy Young Award with seven points...he finished 2nd in the N.L. with a 2.31 ERA behind Scott Garrelts of the Giants and led the N.L. for the second straight year in innings pitched with 256.2, tied for 3rd with four shutouts and eight complete games and was 6th with 178 strikeouts...marked the second straight year he recorded 178 strikeouts...he faced a league-high 1,047 batters...his 15 losses tied

Don Carman of the Phillies and Ken Hill of the Cardinals for most setbacks in 1989...in his 15 defeats, the Dodgers were shut out five times and scored less than two runs 12 times and L.A. scored just 17 runs...he led N.L. pitchers with 51 assists and had 79 total chances, tying him with Greg Maddux of the Cubs...held opponents to two earned runs or less in 22 of 33 starts...overall he had seven low run complete games, tied for 4th in the N.L....pitched into the 7th inning or later in 26 starts...started 30 or more games for the 5th straight season...won 8-2 on April 21 vs. San Francisco, marking his 200th career game...recorded his 20th career shutout on May 2 vs. Pittsburgh, winning 7-0...had a 9-7 record and a 2.47 ERA at the ASB...appeared as a reliever on June 3 at Houston, pitching 7.0 innings in the Dodgers' 22 inning 5-4 loss...recorded eight strikeouts in that relief role, second most in the N.L. by a reliever (Norm Charlton of Cincinnati had 10)...only other relief appearance was on July 9 pitching 2.0 innings at Chicago...after setting the all-time scoreless streak at 59 innings one year earlier, he saw a scoreless streak of a different kind in Aug. and Sept. of 1989...the Dodgers did not score a run with Hershiser on the mound from Aug. 9 to Sept. 13, or 34 straight innings...L.A. scored just six runs in his last 61 innings pitched...pitched 11.0 innings on Oct. 1 at Atlanta and allowed one run in earning his 15th win of the year...the win snapped a career-high seven-game losing streak...the 11 innings tied Jose DeLeon of the Cardinals for most innings pitched in a game...had a season-high 10 strikeouts on April 10 at San Francisco, his only 10 strikeout game in 1989...pitched a two-hitter on May 14 at Philadelphia in the Dodgers' 9-0 win...allowed just nine home runs, his lowest total since allowing eight in 1985...led the Dodger pitchers with 14 hits and five extra-base hits. **1988 -**

Finished with a 23-8 record, the most wins by a Dodger since Sandy Koufax won 27 in 1966...his biggest accomplishment came in Sept. when he broke the record that seemed unbreakable, hurling 59 consecutive scoreless innings to beat the mark of 58, achieved by Don Drysdale 20 years earlier...the streak officially started Aug. 30 with four shutout innings at Montreal...he then pitched five successive shutouts over Atlanta (twice), Cincinnati, Houston and San Francisco and then broke the record Sept. 28 at San Diego with 10 scoreless innings in a game the Dodgers lost in 16 innings...during the streak, he allowed just 31 hits and 11 walks while fanning 38...he extended the streak to 67 innings unofficially before yielding two runs in the 9th inning vs. the Mets in Game 1 of the NLCS...he was the unanimous winner of the National League Cy Young Award, joining former Dodger recipients Don Newcombe (1956), Don Drysdale (1962), Sandy Koufax (1963,1965,1966), Mike Marshall (1974) and Fernando Valenzuela (1981)...he was named to the National League All-Star team for the game in Cincinnati...he was named Sports Illustrated Sportsman of the Year, The Sporting News Player of the Year, Baseball America N.L. Pitcher of the Year, AP Male Athlete of the Year, Pacific Dining Car Co-Dodger of the Year and won the Gold Glove award...he earned positions on the Baseball America, AP, UPI and The Sporting News All-Star teams...his 2.26 ERA ranked third in the N.L....he led the league in shutouts (8), and innings pitched (267), tied for the lead in complete games (15) and was 7th in strikeouts (178)...the Dodgers were 26-8 in games Hershiser started...he set personal highs in wins (23), innings pitched (267), complete games (15) and shutouts (8)...tossed his 5th career two-hitter on June 29 at Houston, winning 2-0 and improving his record to 12-3 overall...had a sea

THREE AT-BATS IN AN INNING

Four Dodgers have batted three times in an inning: Billy Cox - May 21, 1952 (1st); Pee Wee Reese - May 21, 1952 (1st); Duke Snider - May 21, 1952 (1st); and Gil Hodges - Aug. 8, 1954 (8th).

son-high nine strikeouts on Aug. 30 at Montreal and won his 18th game...his last four innings of that game was the start of his record-breaking scoreless innings streak... he threw eight straight complete games before his 10 inning outing on the record-breaking night... allowed two earned runs or fewer in 23 of his 34 starts...was named N.L. Pitcher of the Month for April and September...in post season action, Hershiser posted a 3-0 record with one save against the Mets and Athletics, and allowed just five earned runs in 42.2 innings for a 1.05 ERA...he earned Most Valuable Player honors for both the NLCS and World Series ...pitched a complete game shut-out in Game 7 of the NLCS against the Mets to put the Dodgers in the World Series, and pitched a complete game victory in the 5th and deciding game against the Athletics to give the Dodgers the World Championship...in his last 13 outings (includes playoffs), he allowed just seven earned runs in 106.2 innings and a 0.59 ERA...he was the first pitcher in the history to throw a shutout in both the LCS and World Series in the same season...prior to spring training, had an appendectomy in February. **1987** - Hershiser ranked among league leaders in all pitching categories except shutouts...he tied for 3rd in wins (16), 3rd in ERA (3.06), tied for 4th in strikeouts (190), 1st in innings pitched (264.2) and 3rd in complete games (10)...his 35 starts matched his career high set in 1986 and he set career highs in innings pitched, complete games and strikeouts...was named to the National League All-Star team for the game at Oakland, the first selection in his career...he was also selected to the Baseball America All-Star team...he had his best success at Dodger Stadium (9-6, 2.42)...was named the N.L. Pitcher of the Month in June (5-1, 0.90)...he set a career and Dodger season high in strikeouts when he fanned 14 on June 19 at Houston...also had the season high for Dodger pitchers for most innings by a starter at 10-plus that evening...Hershiser made two relief appearances, picking up a save on May 2 at St. Louis, his first since June 23, 1984...led Dodger pitchers with 19 hits in 90 at-bats...he also scored 10 runs and drove in seven...led the

Dodger team in sacrifice hits with 10...was used as a pinch-hitter three times. **1986** - Hershiser started fast with a 5-3 record and a 1.95 ERA through May 25 (10 starts), but struggled the rest of the season...his longest winning streak was three...his strikeout high was 10, twice, May 16 vs. the Mets and July 28 vs. the Giants...only threw one shutout, a 10-0 eight-hitter Sept. 29 at San Diego in his next-to-last start...tossed a pair of three-hitters, June 24 vs. Atlanta and July 28 vs. San Francisco...his 11-game home and overall winning streak was halted in a 1-0 opening day loss to San Diego on April 7, even though Hershiser allowed just two hits after the third inning...he was 10-5 with a 3.07 ERA at home and was 4-9 with a 4.84 ERA on the road. **1985** - Helped the Dodgers win the Western Division title and compiled the best winning percentage in baseball (19-3, .864)... finished 3rd in the league in ERA (2.03), tied for 3rd in shutouts (5), 5th in wins (19), 6th in complete games (9) and 8th in strikeouts (157)...won his last 11 decisions, the longest Dodger winning streak since Burt Hooton won 12 in a row in 1975 (Hershiser's last loss was July 7 at St. Louis)...his 11-0 record and 1.08 ERA at Dodger Stadium was the best ever for a Dodger pitcher...threw a one-hitter twice (April 26 vs. San Diego and July 23 vs. Pittsburgh), as well as a two-hitter and three-hitter...compiled a string of 22 consecutive scoreless innings...in one stretch, he faced 29 batters over three appearances without a ball being hit out of the infield. **1984** - Hershiser opened his rookie season in the bullpen, but had trouble with consistency in his first 16 games...an injury to Jerry Reuss thrust Hershiser into a start on May 26 at New York, and he joined the starting rotation June 26 vs. Chicago...that game marked the start of the longest consecutive scoreless inning streak by a N.L. pitcher at 33.2 innings...he tied for the league lead in shutouts (4), 3rd in ERA (2.66), 6th in complete games (8), and 8th in strikeouts (150)...finished 3rd in the N.L. Rookie of the Year balloting...He was named N.L. Pitcher of the Month in July with four shutouts. First big league win was in relief on April 5 in L.A. vs. St. Louis... won his first game as a starter on

June 29 vs. Chicago, winning 7-1 in 9.0 innings pitched. **1983** - Hershiser made his major league debut Sept. 1 vs. Montreal and recorded his first strikeout against Tim Wallach of the Montreal Expos...his first big league save came Sept. 30 vs. the Giants, the night the Dodgers clinched the Western Division title...was named to the Dodgers' playoff roster as a sub for Steve Howe...began the season by winning the James and Dearie Mulvey award as the top Dodger rookie during spring training.

Minor League Notes: 1983 - Hershiser earned a promotion to Los Angeles by finishing 3rd in the Pacific Coast League in saves (16) and was 7th in ERA (4.09). **1982** - Hershiser finished 7th in the Pacific Coast League ERA race with a 3.71 mark in his first year at the AAA level...he won six of his first seven decisions in relief for the Albuquerque Dukes. **1981** - Pitched for San Antonio of the Texas League and led the team with 15 saves. **1980** - Pitched for San Antonio of the Texas League and led the team with 14 saves. **1979** - Spent his first

professional season with Clinton of the Midwest League and finished with a 4-0 record and 2.09 ERA.

Personal: Made the all-conference team at Cherry Hills East High School in New Jersey...while playing for Bowling Green University, he made All-MAC and earned team MVP honors...pitched for the AAABA National Championship Johnstown, PA team in 1979...played defense and left wing for the Philadelphia Flyers' Junior A hockey team...he is a four handicap golfer...was married on Feb. 7, 1981...wife's name is Jamie...they have two sons, Orel Leonard V (Quinton) (11-24-84) and Jordan Douglass (9-15-88)...very involved in church and charitable activities including Sports Chair for 65 Roses in Los Angeles and president of the James Jarrin scholarship fund...received Baseball Chapel's Danny Thompson Award at the 1989 All-Star Game chapel service...volunteers his time for Five Acres Home for Abused Children, Cystic Fibrosis, anti-child abuse campaign in Los Angeles and was named 1990 Big Brother of the Year.

OREL LEONARD HERSHISER

Year	Club	W-L	ERA	G	GS	CG	SHO	SV	IP	H	R	ER	BB	SO
1979	Clinton	4-0	2.09	15	4	1	0	2	43.0	33	15	10	17	33
1980	San Antonio	5-9	3.55	49	3	1	0	14	109.0	120	59	43	59	75
1981	San Antonio	7-6	4.68	42	4	3	0	15	102.0	94	54	53	50	95
1982	Albuquerque	9-6	3.71	47	7	2	0	4	123.2	121	73	51	63	93
1983	Albuquerque	10-8	4.09	49	10	6	0	16	134.1	132	73	61	57	95
	Los Angeles	0-0	3.38	8	0	0	0	1	8.0	7	6	3	6	5
1984	Los Angeles	11-8	2.66	45	20	8	4	2	189.2	160	65	56	50	150
1985	Los Angeles	19-3	2.03	36	34	9	5	0	239.2	179	72	54	68	157
1986	Los Angeles	14-14	3.85	35	35	8	1	0	231.1	213	112	99	86	153
1987	Los Angeles	16-16	3.06	37	35	10	1	1	264.2	247	105	90	74	190
1988	Los Angeles	23-8	2.26	35	34	15	8	1	267.0	208	73	67	73	178
1989	Los Angeles	15-15	2.31	35	33	8	4	0	256.2	226	75	66	77	178
1990	Los Angeles	1-1	4.26	4	4	0	0	0	25.1	26	12	12	4	16
ML Totals-8 years		99-65	2.71	235	195	58	23	5	1482.1	1266	520	447	438	1027

FOUR IN A ROW IN 1991

The last three times the Dodgers have finished in second place (1976, 1980, 1982), they have come back to win the N.L. West the following season.



HERSHISER VS. NATIONAL LEAGUE

	1990						Career					
	W-L	ERA	IP	ER	SO	SV	W-L	ERA	IP	ER	SO	SV
vs. West												
Atlanta	-	-	-	-	-	-	16-6	2.61	176.0	51	110	1
Cincinnati	-	-	-	-	-	-	12-7	2.98	178.0	59	102	1
Houston	1-0	4.15	13.0	6	9	0	14-6	2.59	177.0	51	113	0
Los Angeles	-	-	-	-	-	-	-	-	-	-	-	-
San Diego	0-0	1.50	6.0	1	4	0	7-8	1.77	152.2	30	87	0
San Francisco	-	-	-	-	-	-	15-5	3.07	170.0	58	132	1
West Total	1-0	3.32	19.0	7	13	0	64-32	2.63	853.2	249	544	3
vs. East												
Chicago	-	-	-	-	-	-	5-3	2.80	90.0	28	67	1
Montreal	-	-	-	-	-	-	8-6	2.08	134.0	31	98	0
New York	-	-	-	-	-	-	3-7	3.07	99.2	34	74	0
Philadelphia	-	-	-	-	-	-	4-4	2.23	93.0	23	83	0
Pittsburgh	-	-	-	-	-	-	9-8	3.37	122.2	46	101	0
St. Louis	0-1	7.71	6.1	5	3	0	6-5	3.63	89.1	36	60	1
East Total	0-1	7.71	6.1	5	3	0	35-33	2.83	628.2	198	483	2
1990 Totals	1-1	4.26	25.1	12	16	0	99-65	2.71	1482.1	447	1027	5
In April	1-1	4.26	25.1	12	4	0	18-8	2.52	221.1	62	152	0
May	-	-	-	-	-	-	13-9	2.90	223.1	72	183	1
June	-	-	-	-	-	-	17-11	2.96	247.0	81	169	2
July	-	-	-	-	-	-	19-9	2.62	234.2	68	175	1
August	-	-	-	-	-	-	12-14	2.94	251.0	82	168	0
Sept.-Oct.	-	-	-	-	-	-	20-14	2.42	305.0	82	180	1
Home	1-1	4.19	19.1	9	13	0	Hershiser's Career Game Highs Low Hit: 1, (2 times), last time July 23, 1985 vs. Pittsburgh SO: 14, June 19, 1987 at Houston					
Road	0-0	4.50	6.0	3	3	0						
Day	0-0	3.00	12.0	4	7	0						
Night	1-1	5.40	13.1	8	9	0						
Before ASG	1-1	4.26	25.1	12	16	0						
After ASG	-	-	-	-	-	-						

Career Win Streak:
11 games in 1985

LEAGUE CHAMPIONSHIP SERIES STATISTICS

Year	Club, Opp.	W-L	ERA	G	GS	CG	SHO	SV	IP	H	R	ER	BB	SO
1983	L.A. vs. Phil.								(did not play)					
1985	L.A. vs. St. L.	1-0	3.52	2	2	1	0	0	15.1	17	6	6	6	5
1988	L.A. vs. Mets	1-0	1.09	4	3	1	1	1	24.2	18	5	3	7	15
LCS Totals		2-0	2.03	6	5	2	1	1	40.0	35	11	9	13	20

WORLD SERIES STATISTICS

Year	Club, Opp.	W-L	ERA	G	GS	CG	SHO	SV	IP	H	R	ER	BB	SO
1988	L.A. vs. Oak.	2-0	1.00	2	2	2	1	0	18.0	7	2	2	6	17

ALL-STAR GAME STATISTICS

Year	Club, Site	W-L	ERA	G	GS	CG	SHO	SV	IP	H	R	ER	BB	SO
1987	L.A., Oak.	0-0	0.00	1	0	0	0	0	2.0	1	0	0	1	0
1988	L.A., Cin.	0-0	0.00	1	0	0	0	0	1.0	0	0	0	0	0
1989	L.A., CA								(did not play)					
ASG Totals		0-0	0.00	2	0	0	0	0	3.0	1	0	0	1	0

MISCELLANEOUS STATISTICS

Year	PITCHING TOTALS					HITTING TOTALS							
	IBB	HB	WP	BK	HR	Avg.	AB	R	H	2B	3B	HR	RBI
1983	0	0	1	0	1	.000	0	0	0	0	0	0	0
1984	8	4	8	1	9	.200	50	4	10	0	0	0	2
1985	5	6	5	0	8	.197	76	5	15	1	0	0	4
1986	11	5	12	3	13	.239	71	4	17	3	0	0	8
1987	5	9	11	2	17	.211	90	10	19	5	0	0	7
1988	10	4	6	5	18	.129	85	1	11	2	1	0	6
1989	14	3	8	4	9	.182	77	4	14	4	1	0	2
1990	0	1	0	1	1	.000	7	0	0	0	0	0	0
ML Totals	53	32	51	16	76	.189	456	28	86	15	2	0	29

HERSHISER'S CAREER TRANSACTIONS

- Selected by the Los Angeles Dodgers in the 17th round of the Free Agent Draft, June 5, 1979.

HERSHISER'S GAME HIGHS

Hitting

Most Hits: 3, October 2, 1985 vs. Atlanta

Most RBI: 3, (4 times) last time, August 30, 1988 at Montreal

Most Home Runs: None.

HERSHISER'S 59-INNING CONSECUTIVE SCORELESS STREAK IN 1988

Date	Opponent / Site	Inn.	H	R	ER	BB	SO	Score
Aug. 30	Montreal (road)	4	1	0	0	2	4	4-2
Sept. 5	Atlanta (road)	9	4	0	0	1	8	3-0
Sept. 10	Cincinnati (home)	9	7	0	0	3	8	5-0
Sept. 14	Atlanta (home)	9	6	0	0	2	8	1-0
Sept. 19	Houston (road)	9	4	0	0	0	5	1-0
Sept. 23	San Francisco (road)	9	5	0	0	2	2	3-0
Sept. 28	San Diego (road)	10	4	0	0	1	3	1-2
Totals		59	31	0	0	11	38	

JAY HOWELL

RIGHT-HANDED PITCHER

Birth date: November 26, 1955

Birthplace: Miami, FL

Bats: Right **Throws:** Right

Height: 6-3 **Weight:** 220

M.L. Service: 8 years and 145 days

How Obtained: Traded to the Dodgers by Oakland along with shortstop Alfredo Griffin and pitcher Jesse Orosco for pitchers Jack Savage, Bob Welch and Matt Young on December 11, 1987

50



1990 Notes: Had an injury-plagued third season with the Dodgers, but still managed a team-high 16 saves and was 5-5 with a 2.18 ERA in 45 games...his 16 saves tied for 10th best in the league...made his 1990 debut on April 15 at Houston and won in relief, pitching two scoreless innings...in his 3rd and

final outing of April he suffered his first loss, a 6-5 setback to the Astros in Los Angeles on April 21...was placed on the 15-day disabled list on April 23 and had surgery to repair a partial tear to the medial meniscus in his left knee on April 24...was reinstated on May 17 after missing 21

games...pitched in five May games and was 0-2 with a 4.05 ERA ...earned his first save on May 18 vs. the Phillies, his first game since the injury...in June he was 2-1 with a 2.65 ERA in 11 games...earned his second win on June 6 vs. Atlanta...recorded a save in three straight appearances, June 17 vs. San Diego, June 18 and June 20 vs. Houston...appeared in six games in July and totaled four saves with a 0.82 ERA...recorded a save in four straight road appearances, July 12-13 at Chicago and July 16 and 18 at St. Louis...recorded his 500th career strikeout on July 16 at St. Louis...saw his ERA drop from 3.14 on July 6 to 1.98 on Sept. 12, spanning 21 games in which he allowed three earned runs in 31.1 innings (0.86 ERA) and was 1-1 with 11 saves...he was 3-4 in 20 games with a 3.14 ERA and four saves at the All-Star break and was 2-1 with 12 saves and a 1.45 ERA after the break...had a season-high 13 consecutive inning scoreless streak from Aug. 17 to Sept. 17...a swollen knee slowed the right-hander down from August 2-8...saved five games in Aug. and was 1-1 with a 1.10 ERA...recorded saves in three straight outings from Sept. 7-17...earned his 16th save and struck out a season-high and Dodger career-high five men in 2.0 innings on Sept. 17 at Atlanta...won his 5th game on Sept. 25 at Houston...pitched a season-high 3.0 innings on July 27 vs. Atlanta in a Dodger 5-4, 12-inning win...of his 45 outings, 32 were Dodger wins including the last 12 outings of the season...did not allow a run in 32 of his 45 outings ...struck out two or more 20 times ...saved 16 of 24 opportunities (67%)...his eight blown saves were second highest in the league (Paul Assenmacher had 10 with the Cubs) and his 24 save opportunities was 8th highest in the league ...nine of his 15 inherited runners scored...first batters hit .359 and had a .438 on-base percentage...finished 35 games...allowed five home runs, the most as a Dodger...left-handers batted .242 (36-for-149) with three home runs and righties hit .242 (23-for-95) with two homers...was 3-1 on artificial turf with a 1.06 ERA in 11 games...was 1-4 in one-run games and 4-2 in extra inning games...underwent arthroscopic surgery on Oct. 4 and

had cartilage in his left knee trimmed back by Dr. Ralph Gambardella.

Career Notes: He is 44-41 in 11 major league seasons with a 3.43 ERA and has 133 saves in 389 games...he is 15-11 with the Dodgers in 151 games, a 1.92 ERA (45 ER/210.2 IP) and 65 saves...his 65 saves are 4th highest in Dodger history, 18 behind Clem Labine...has led the Dodgers in saves the last three years...the last Dodger to lead the staff four straight years was Steve Howe from 1980-83...his 133 career saves are 11th highest among active relief pitchers...his 100th career save was on June 7, 1989 at Atlanta...struck out seven in a game on June 2, 1984 at Toronto in relief, second highest overall mark in his career...longest relief outing is 5.0 innings, set on May 11, 1984 vs. the Mariners as a Yankee...longest as a Dodger is 4.0 innings on Aug. 13, 1990 at San Francisco...last start was June 16, 1984 vs. Baltimore in an 8-3 Yankee win...has appeared in 368 games as a reliever...recorded his 500th career strikeout on July 16, 1990 at St. Louis...has earned a save against every team in baseball except the Dodgers...has been placed on the DL six times in his career...he is one of 26 players with 100 or more saves since 1969.

M.L. Career: 1989 - Was the Dodgers' closer and posted a 5-3 record with 28 saves and a 1.58 ERA in a team-high 56 games...his 28 saves set a new Dodger record for most saves in a season...the previous record was 24 set by Jim Brewer in 1970 and Jim Hughes in 1954...tied for 4th in the N.L. with John Franco of the Reds...finished third in the Roloids Relief Man award behind Mitch Williams of the Cubs and Mark Davis of the Padres...had the third best ERA among N.L. relief men...finished 41 games, a team high and 10th among N.L. relief artists...it marked the third time since becoming a full-time reliever in 1984 that he recorded 20 or more saves in a season and his 28 saves were the second most in his career, only one shy of the 29 he had in 1985 with Oakland...posted a career-best 1.58 ERA and his 56 appearances were the third most in his career...started a 17.0 inning scoreless streak on April 22 vs. San Francisco and ended with one

earned run on May 30 vs. Montreal...it was the only run he allowed in 10 May outings, posting a 1-1 record with a 0.73 ERA and at one point totaling seven straight saves in as many appearances from May 6 to May 27...had a season-high 19.1 scoreless inning streak from June 4 to July 21...allowed just four earned runs in 34 appearances and had a 0.78 ERA with 15 saves in 17 save opportunities at the All-Star break...was named to the All-Star team...closed the month of July with his 20th save at Houston and began August with four straight saves...two appearances later recorded his record-breaking 25th save on Aug. 20 at New York in L.A.'s 5-4 win...was named the N.L. Player of the Week from July 31-Aug. 6 while saving four games with a 0.00 ERA in 6.1 innings pitched...pitched 4.0 innings on Aug. 13 at San Francisco in the Dodgers' 3-2 win, his longest relief outing as a Dodger...closed the 1989 campaign on Oct. 1 at Atlanta with his 28th save...saved his first nine save opportunities...notched 17 saves in 17 save opportunities from June 5 to Sept. 4...had 28 saves in 32 save opportunities...opponents' first batters were 9-for-51 (.176) with only two extra base hits, both doubles...stranded 20 of 26 runners inherited...did not allow a run in 46 of his 56 appearances...allowed three home runs...chosen the Dodgers' right-handed reliever of the 1980s by the Southern California media...was tabbed Dodger Pitcher of the Year by the local chapter of the BBWAA. **1988** - Became the Dodgers' bullpen stopper in 1988 recording a team-high 21 saves...his 21 saves were the 3rd highest in his career...appeared in 50 games, 3rd highest on team...posted a 2.08 ERA...had 70 strikeouts, a career high in the N.L. and 2nd best overall...did not allow a run in his first five games and only three runs in his first 13 appearances...was 2-0 with a 1.47 ERA after 13 games...first N.L. save was on April 24 at San Francisco, working 1.1 innings with two K's...in June, he appeared in seven games and totaled five saves...saved the first three games he appeared in during June...struck out a season-high four on May 14 vs. the Phillies...saved another five games in July, including three

straight from July 22-26...in his last 18 outings, he saved eight games and went 3-1...he did not allow a run over his last 18.0 innings pitched...allowed just one home run, Aug. 10 to Paul O'Neill of Cincinnati...had 13 saves in 16 save opportunities after the All-Star break, and saved 21 of 27 opportunities on the year...longest outing was 2.0 innings, 15 times...finished 8th in the N.L. with 21 saves...saved the Sept. 26 game vs. the Padres, the night the Dodgers clinched the Western Crown...was suspended for two games during the NLCS when pine tar was found in his glove during Game 3...came back for the World Series and lost Game 3 when Oakland's Mark McGwire hit the game-winning home run in the ninth, giving the A's a 2-1 win...the next night, he bounced right back and saved Game 4 getting McGwire to pop up with the bases loaded in the 7th inning, protecting a 4-3 lead...in the ninth with one out and one on, he struck out Jose Canseco and got Dave Parker to foul out for the save...finished 8th in the Rolands Relief Man standings with 55 points. **1987** - Suffered through his final year with the A's with bone chips in his right elbow but still managed to save 16 games, tying Dennis Eckersley for team high honors...Dr. Lewis Yocum performed surgery the last week of August...had 15 saves by the All-Star break...worked the final two innings of the All-Star Game and got the loss...lone save after the break was Aug. 21 vs. Yankees and he appeared in his last game on Aug. 23. **1986** - Was 3-6 with 16 saves and a 3.38 ERA...his 16 saves led the team...spent most of the season on the DL with tendinitis in right forearm...appeared in just 38 games and pitched 53.1 innings. **1985** - Had a superb initial year with the A's and recorded a career-high 29 saves in 36 opportunities...his 29 saves led the team and were 2nd highest total in A's history behind Bill Caudill's 36 in 1984...had 68 K's in 98 innings...was 9-8 overall in a career-high 63 games. **1984** - Last season with the Yankees and was 9-4 with a 2.69 ERA in 61 games...pitched a career-high 103.2 innings and struck out a career-best 109 batters...led the A.L. in strikeouts per inning with a 1.05

mark...started one game and won June 16 vs. Baltimore...was 6-0 after the All-Star break...had seven saves. **1983** - Was his first full big league season and posted a 1-5 record and a 5.38 ERA... started 12 of 19 games...had arthroscopic surgery Aug. 7 on left knee. **1982** - Was with the Yankees in August and appeared in six games...started all six and was 2-3 with a 7.71 ERA...struck out 21 in 28 innings.

1981 - Second year in the big leagues and was 2-0 with the Cubs...had a 4.91 ERA...first major league win was Aug. 16 vs. Pittsburgh...appeared in 10 games.

1980 - Made major league debut with the Reds and pitched in five games.

Minor League Notes: 1986 - Appeared in two games with Modesto as part of a rehabilitation assignment and allowed three runs in two innings from July 11-16. **1982** - Was enjoying a super year with a 13-4 record for Iowa and was leading the league with a 2.36 ERA before being traded to the Yankees...went to Columbus and was 2-1 with a 2.41 ERA...was named American

Association Pitcher of the Year with Iowa. **1981** - Was 5-10 overall with a 3.75 ERA when the Cubs promoted him to Chicago where he went 2-0...pitched in 144.0 innings for Iowa. **1980** - Spent most of the season in Indianapolis where he was 5-11 in 25 games before being promoted to Cincinnati.

1979 - First season with Indianapolis (AAA) and was 10-10 in 24 games with a 5.13 ERA. **1978** - Was with Nashville of the Southern League and led the league with 173 strikeouts in 166 innings...was 9-14 with a 3.09 ERA in 28 games...completed six games. **1977** - Pitched for Tampa and was 7-13, but posted an impressive 2.96 ERA in 23 games. **1976** - Completed five of 12 starts for Eugene and was 5-4 with a 2.96 ERA on the year.

Personal: Graduated from Fairview High School where he played football and baseball...majored in physical education at the University of Colorado at Boulder... was named All-Big 8 in baseball... wife's name is Alison...married on November 9, 1984...they have a daughter, Dana Christine (1-31-90).

JAY CANFIELD HOWELL

Year	Club	W-L	ERA	G	GS	CG	SHO	SV	IP	H	R	ER	BB	SO
1976	Eugene	5-4	2.96	13	12	5	2	1	73.0	65	30	24	34	79
1977	Tampa	7-13	2.96	23	22	10	1	0	158.0	141	60	52	52	99
1978	Nashville	9-14	3.09	28	25	6	1	0	166.0	134	70	57	55	173
1979	Indianapolis	10-10	5.13	24	23	2	2	0	128.0	121	82	73	84	79
1980	Indianapolis	5-11	5.05	25	17	1	0	0	98.0	95	70	55	71	73
	Cincinnati	0-0	15.00	5	0	0	0	0	3.0	8	5	5	0	1
1981	Iowa	5-10	3.75	23	22	2	0	0	144.0	141	74	60	62	90
	Chicago (NL)	2-0	4.91	10	2	0	0	0	22.0	23	13	12	10	10
1982	Iowa	13-4	2.36	20	20	5	2	0	141.0	102	45	37	48	139
	Columbus	2-1	2.41	5	5	1	1	0	37.0	18	13	10	19	33
	New York (AL)	2-3	7.71	6	6	0	0	0	28.0	42	25	24	13	21
1983	New York (AL)	1-5	5.38	19	12	2	0	0	82.0	89	53	49	35	61
1984	New York (AL)	9-4	2.69	61	1	0	0	7	103.2	86	33	31	34	61
1985	Oakland	9-8	2.85	63	0	0	0	29	98.0	98	32	31	31	68
1986	Oakland	3-6	3.38	38	0	0	0	16	53.1	53	23	20	23	42
	Modesto	0-0	13.50	2	0	0	0	0	2.0	5	3	3	1	1
1987	Oakland	3-4	5.89	36	0	0	0	16	44.1	48	30	29	21	35
1988	Los Angeles	5-3	2.08	50	0	0	0	21	65.0	44	16	15	21	70
1989	Los Angeles	5-3	1.58	56	0	0	0	28	79.2	60	15	14	22	55
1990	Los Angeles	5-5	2.18	45	0	0	0	16	66.0	59	17	16	20	59
NL Totals-6 years		17-11	2.37	166	2	0	0	65	235.2	194	66	62	73	195
AL Totals-5 years		27-30	4.05	223	19	2	0	68	409.1	416	196	184	157	336
ML Totals-11 years		44-41	3.43	389	21	2	0	133	645.0	610	262	246	230	531

HOWELL VS. NATIONAL LEAGUE

	1990						Career					
	W-L	ERA	IP	ER	SO	SV	W-L	ERA	IP	ER	SO	SV
vs West												
Atlanta	2-0	3.52	7.2	3	10	1	2-0	2.14	21.0	5	19	7
Cincinnati	1-0	2.25	8.0	2	7	1	2-2	3.68	22.0	9	17	5
Houston	2-1	2.00	9.0	2	8	2	2-1	1.10	24.2	3	21	8
Los Angeles	-	-	-	-	-	-	-	-	-	-	-	-
San Diego	0-1	3.24	8.1	3	7	2	2-2	2.19	24.2	6	28	6
San Francisco	0-1	6.00	3.0	2	5	0	2-2	3.00	27.0	9	26	5
West Total	5-3	3.00	36.0	12	37	6	10-7	2.41	119.1	32	111	31
vs East												
Chicago	0-0	0.00	3.2	0	3	2	1-0	1.45	18.2	3	19	6
Montreal	0-0	2.45	3.2	1	3	1	2-2	1.86	19.1	4	10	3
New York	0-0	0.00	8.0	0	5	4	0-0	1.62	16.2	3	8	9
Philadelphia	0-1	4.05	6.2	3	4	1	3-1	2.33	27.0	7	24	6
Pittsburgh	0-1	0.00	3.0	0	2	0	1-1	2.41	18.2	5	15	5
St. Louis	0-0	0.00	5.0	0	5	2	0-0	3.46	13.0	5	8	5
East Total	0-2	1.20	30.0	4	22	10	7-4	2.14	113.1	27	84	34
1990 Totals	5-5	2.18	66.0	16	59	16	17-11	2.28	232.2	59	195	65
April	1-1	4.50	4.0	2	2	0	6-9	3.99	85.2	38	75	17
May	0-2	4.05	6.2	3	4	1	5-8	2.97	91.0	30	68	20
June	2-1	2.65	17.0	5	17	32	9-7	2.42	137.0	37	116	26
July	0-0	0.82	11.0	1	11	4	4-5	3.73	82.0	34	75	23
Aug	1-1	1.10	16.1	2	13	5	9-3	2.78	120.0	37	84	27
Sept.-Oct	1-0	2.45	11.0	3	12	3	11-9	4.87	129.1	70	113	20
Home	1-3	2.91	34.0	11	29	8	Howell's Career Game Highs SO: 9, April 16, 1983 at Seattle (in relief) Innings Pitched (reliever): 5.0 on May 11, 1984 vs. Seattle (Dodger) 4.0 on Aug. 13, 1990 at San Francisco					
Road	4-2	1.41	32.0	5	30	8						
Day	1-2	0.77	11.2	1	9	3						
Night	4-3	2.48	54.1	15	50	13						
Before ASG	3-4	3.14	28.2	10	23	4						
After ASG	2-1	1.45	37.1	6	36	12						

Career Win Streak:
8 games in 1984

LEAGUE CHAMPIONSHIP SERIES STATISTICS

Year	Club, Opp.	W-L	ERA	G	GS	CG	SHO	SV	IP	H	R	ER	BB	SO
1988	L.A. vs. Mets	0-1	27.00	2	0	0	0	0	0.2	1	2	2	2	1

WORLD SERIES STATISTICS

Year	Club, Opp.	W-L	ERA	G	GS	CG	SHO	SV	IP	H	R	ER	BB	SO
1988	L.A. vs. Oak.	0-1	3.38	2	0	0	0	1	2.2	3	1	1	1	2

ALL-STAR GAME STATISTICS

Year	Club, Site	W-L	ERA	G	GS	CG	SHO	SV	IP	H	R	ER	BB	SO
1985	Oak., Minn								(did not play)					
1988	Oak., Oak.	0-1	9.00	1	0	0	0	0	2.0	3	2	2	0	3
1989	L.A., CA	0-0	0.00	1	0	0	0	0	1.0	1	0	0	0	1
ASG Totals		0-1	6.00	2	0	0	0	0	3.0	4	2	2	0	4

MISCELLANEOUS STATISTICS

Year	PITCHING TOTALS					HITTING TOTALS							
	IBB	HB	WP	BK	HR	Avg.	AB	R	H	2B	3B	HR	RBI
1980	0	1	0	0	0	.000	0	0	0	0	0	0	0
1981	2	2	0	0	3	.000	2	0	0	0	0	0	0
1982	0	0	1	0	1								
1983	0	3	2	1	7								
1984	3	0	4	0	5								
1985	3	1	4	1	5								
1986	4	1	4	0	3								
1987	1	1	4	0	6								
1988	2	1	2	2	1	.000	2	0	0	0	0	0	0
1989	6	0	1	0	3	.000	3	0	0	0	0	0	0
1990	3	6	4	1	5	.000	2	0	0	0	0	0	0
ML Totals	24	16	26	5	39	.000	9	0	0	0	0	0	0

HOWELL'S CAREER TRANSACTIONS

- Selected by Cincinnati in the 12th round of the Free Agent Draft, June 5, 1973.
- Selected by Cincinnati in the 31st round of the Free Agent Draft, June 8, 1976.
- Traded to the Chicago Cubs for catcher Mike O'Berry, October 17, 1980.
- Traded to the New York Yankees, August 19, 1982, completing deal in which Chicago Cubs acquired second baseman Pat Tabler from New York on waivers for two players to be named later, August 19, 1981; New York acquired pitcher Bill Caudill as partial completion of the deal, April 1, 1982.
- Traded with outfielder Stan Javier and pitchers Jose Rijo, Eric Plunk and Tim Birtsas to the Oakland A's for outfielder Rickey Henderson, pitcher Bert Bradley and cash, December 5, 1984.
- As part of an eight-player, three-team deal, New York Mets traded pitcher Jesse Orosco to Oakland, Oakland then traded Orosco along with shortstop Alfredo Griffin and pitcher Jay Howell to Los Angeles for pitchers Bob Welch, Matt Young and Jack Savage. Oakland then traded Savage along with pitchers Wally Whitehurst and Kevin Tapani to New York, on December 11, 1987.

M I K E J A M E S

RIGHT-HANDED PITCHER

Birth date: August 15, 1967
Birthplace: Fort Walton, FL
Bats: Right **Throws:** Right
Height: 6-3 **Weight:** 180
M.L. Service: None
How Obtained: Dodgers' #43 selection in the June 1987 Free Agent Draft



59

1990 Notes: Spent his third year in pro ball at San Antonio where he posted an 11-4 record with a 3.32 ERA in 26 starts...his 11 wins were second only to Dan Opperman's 12 victories for team high honors... had three complete games...allowed a team-high 14 home runs...walked 78 batters in 157 innings pitched and totaled 97 strikeouts... was 6-1 at San Antonio with a 2.41 ERA in 13 starts...he is 29-13 in three minor league seasons with a 3.59 ERA (153 ER/383.2 IP) in 67 games.

Minor League Notes: 1989 - Spent the entire season at Bakersfield where he was 11-8 in 27 starts...had a 3.78 ERA...fanned 127 men in 159.2 innings pitched...totaled one complete game and shutout. **1988** - First season in pro ball and was 7-1 at Great Falls with a 3.76 ERA in 14 games, 12 as a starter...struck out 59 men in 67 innings pitched. **Personal:** Resides in Mary Ester, Florida...attended L.B. Wallace Junior College in Florida...was signed by Joe Campbell.

MICHAEL ELMO JAMES

Year	Club	W-L	ERA	G	GS	CG	SHO	SV	IP	H	R	ER	BB	SO
1988	Great Falls	7-1	3.76	14	12	0	0	0	67.0	61	36	28	41	59
1989	Bakersfield	11-8	3.78	27	27	1	1	0	159.2	144	82	67	78	127
1990	San Antonio	11-4	3.32	26	26	3	0	0	157.0	144	73	58	78	97

JAMES' CAREER TRANSACTIONS

- Dodgers' 43rd selection in the June 1987 Free Agent Draft.

STAN JAVIER

OUTFIELDER

Birth date: January 9, 1964

Birthplace: San Francisco de Macoris, DR

Bats: Both **Throws:** Right

Height: 6-0 **Weight:** 185

M.L. Service: 4 years and 116 days

How Obtained: Traded to the Dodgers from Oakland for Willie Randolph on May 13, 1990



1990 Notes: Acquired by the Dodgers on May 13 from the Oakland A's for infielder Willie Randolph...batted .304 with the Dodgers in 104 games with three home runs and 24 RBI...appeared in 19 games for Oakland and batted .242 with three RBI...combined he hit .298 in 123 games with three home runs and 27 RBI...posted career highs in runs (60), triples (6), walks (40) and total bases (122)...played all three outfield positions and started 58 games, 50 in center field, seven in right field and one in left field...had at least one hit in 45 of his 58 starts and batted .320 (72-for-225) as a starter with 45 runs, three homers and 16 RBI...had a season-high three RBI on May 26 at St. Louis with a bases loaded triple...had a season-high four hits the next day (May 27) in St. Louis...collected one more four-hit game on June 23 at Cincinnati...had a career-high 13-game hitting streak from June 6-24...hit in 17 of 20 June games...hit his first N.L. home run on June 13 at Houston off Mike Scott...reached the All-Star break with a .331 average...totaled four three-hit games on June 24 at Cincinnati, July 23 vs. the Giants, Sept. 16 at Cincinnati and Sept. 23 vs. the Giants...closed the season on a strong note, going 28-for-78 (.359) with 15 runs scored during Sept./

Oct....on July 13 at Chicago had a pinch-hit RBI single in the 9th in a 3-2 Dodger win...batted .250 (4-for-16) as a pinch-hitter and batted a team-high .468 (29-for-62) in 25 games on artificial turf...was 44-for-138 (.319) on the road...had a .401 on-base average vs. LHP, 9th best in the league...totaled 19 multi-hit and 2 multi-RBI games with the Dodgers...was 19-for-61 (.311) with runners in scoring position and was 12-for-34 (.353) with less than two outs and runners in scoring position...was 2-for-8 (.250) with bases loaded.

M.L. Career: 1989 - Completed his second full major league season and his ninth professional season...hit .248 in 112 games with 28 RBI and 12 stolen bases...appeared in 78 of the A's first 88 games as Jose Canseco's replacement including 49 starts and was batting .251 at the All-Star break...upon Canseco's return, played in just 33 of the A's final 74 games and totaled only 75 at-bats, compared to 235 at-bats for the first half of the season...hit his only home run on June 25 vs. Toronto...played all three outfield positions and filled in a game at first base and made his pro debut at second base on August 5 at Seattle...was placed on the 15-day DL on July 9 with a sore right elbow...has been placed on the DL

three times in his career...played in one game in both the ALCS and the World Series with one at-bat in each series. **1988** – First full major league season and hit a career-high .257 in 125 games... played all three outfield positions... stole 20 bases in 21 attempts including the last 17 without being caught...was 5-for-5 on July 18 at Oakland, a career-high for hits in a game...played four games at first...was 2-for-4 in both ALCS vs. Boston and the World Series vs. the Dodgers. **1987** – Opened the season with Oakland as a reserve player but an injury to Dwayne Murphy gave him a starting job ...played with the A's until July 2 when he was sent down to Tacoma ...hit his first major league home run on April 22 vs. California off Mike Witt. **1986** – Started the season with Tacoma...joined the A's in September and played a total of 59 games and batted .202...did not commit an error. **1984** – Played seven games for the Yankees as was 1-for-7.

Minor League Notes: 1987 – Batted .216 with Tacoma...placed on DL with a strained right rib cage...played in 15 games for Tacoma. **1986** – First season with Tacoma and hit .327 in 69 games before being promoted to Oakland...stole 18

bases. **1985** – Only season with Huntsville (AA) and hit .284 with a .420 on-base percentage...totaled 138 hits, second best on the team... led the Southern League with 61 stolen bases...had a career-high 113 walks. **1984** – Started the year at Nashville (AA) but hit .290 in 76 games to earn a promotion to Columbus (AAA)...hit .222 at Columbus before joining the Yankees for seven games. **1983** – Batted .311 for Greensboro, a minor league career high...also hit a career-high 12 home runs. **1982** – Hit .276 in his second season at Johnson City in 57 games...was traded on December 14 with Bobby Meacham from St. Louis to the Yankees for pitchers Marty Mason and Steve Fincer along with outfielder Bob Helsom. **1981** – First season in pro ball and hit .250 for Johnson City...signed by St. Louis on March 26 as a free agent.

Personal: Graduated in 1981 from La Altagracia High School in San Francisco de Macoris, Dominican Republic...played amateur baseball in the Roberto Clemente League and was selected to the regional all-star team...is the son of former St. Louis Cardinal infielder Julian Javier...his wife's name is Genevieve and they have a daughter, Karla (7-18-89).

STANLEY JULIAN JAVIER

Year	Club	Avg.	G	AB	R	H	2B	3B	HR	RBI	BB	SO	SB
1981	Johnson City	.250	53	144	30	36	5	4	3	19	40	33	2
1982	Johnson City	.276	57	185	45	51	3	4	8	36	42	55	11
1983	Greensboro	.311	129	489	109	152	34	6	12	77	75	95	33
1984	Nashville	.290	76	262	40	76	17	4	7	38	39	57	17
	Columbus	.222	32	99	12	22	3	1	0	7	12	26	1
	New York (AL)	.143	7	7	1	1	0	0	0	0	0	1	0
1985	Huntsville	.284	140	486	105	138	22	8	9	64	113	92	61
1986	Tacoma	.327	69	248	50	81	16	2	4	51	47	46	18
	Oakland	.202	59	114	13	23	8	0	0	8	16	27	8
1987	Oakland	.185	81	151	22	28	3	1	2	9	19	33	3
	Tacoma	.216	15	51	6	11	2	0	0	2	4	12	3
1988	Oakland	.257	125	397	49	102	13	3	2	35	32	63	20
1989	Oakland	.248	112	310	42	77	12	3	1	28	31	45	12
1990	Oakland	.242	19	33	4	8	0	2	0	3	3	6	0
	Los Angeles	.304	104	276	56	84	9	4	3	24	37	44	15
NL Totals-1 year		.304	104	276	56	84	9	4	3	24	37	44	15
AL Totals-6 years		.236	403	1012	131	239	0	9	5	83	101	175	43
ML Totals-6 years		.251	507	1288	187	323	45	13	8	107	138	219	58

SEVEN STRAIGHT FOR VANCE

Dazy Vance led the National League in strikeouts, seven consecutive years (1922-1928).

JAVIER VS. NATIONAL LEAGUE

	1990					Career				
	AVG.	AB	H	HR	RBI	AVG.	AB	H	HR	RBI
vs. West										
Atlanta	.211	38	8	0	3	.211	38	8	0	3
Cincinnati	.483	29	14	1	2	.483	29	14	1	2
Houston	.375	24	9	1	2	.375	24	9	1	2
Los Angeles	—	—	—	—	—	—	—	—	—	—
San Diego	.357	42	15	1	3	.357	42	15	1	3
San Francisco	.370	27	10	0	2	.370	27	10	0	2
West Total	.350	160	56	3	12	.350	160	56	3	12
vs. East										
Chicago	.133	15	2	0	2	.133	15	2	0	2
Montreal	.313	16	5	0	1	.313	16	5	0	1
New York	.071	28	2	0	0	.071	28	2	0	0
Philadelphia	.238	21	5	0	4	.238	21	5	0	4
Pittsburgh	.273	11	3	0	0	.273	11	3	0	0
St. Louis	.440	25	11	0	5	.440	25	11	0	5
East Total	.241	116	28	0	12	.241	116	28	0	12
1990 Totals	.304	276	84	3	24	.304	276	84	3	24
In April	.231	26	6	0	3	.276	185	51	2	17
May	.235	51	12	0	7	.231	273	64	0	29
June	.400	65	26	1	6	.279	305	85	3	26
July	.270	37	10	0	4	.242	190	46	1	11
Aug	.173	52	9	0	3	.189	122	23	0	10
Sept-Oct	.359	78	28	2	4	.254	213	54	2	14
Home	.290	138	40	1	13	Javier's Career Game Highs Most Hits: 5, July 18, 1990 vs. Cleveland Most RBI: 3 (3 times), last time, May 26, 1990 at St. Louis Most HR: 1 (8 times), last time, Oct. 2, 1990 vs. San Diego				
Road	.319	138	44	2	11					
Day	.303	76	23	1	9					
Night	.305	200	61	2	15					
Before ASG	.331	118	39	1	13					
After ASG	.285	158	45	2	11					
vs. RHP	.299	157	47	2	16					
vs. LHP	.311	119	37	1	8					
Pinch Hit	.200	20	4	0	8					
Career Hitting Streak: 13 games 6/6 – 6/24/90										

LEAGUE CHAMPIONSHIP SERIES STATISTICS

Year	Club, Opp.	Avg.	G	AB	R	H	2B	3B	HR	RBI	BB	SO	SB
1988	Oak. vs. Bos.	.500	2	4	0	2	0	0	0	1	1	0	0
1989	Oak. vs. Tor.	.000	1	2	0	0	0	0	0	0	0	1	0
LCS Totals		.500	3	6	0	2	0	0	0	1	1	1	0

WORLD SERIES STATISTICS

Year	Club, Opp.	Avg.	G	AB	R	H	2B	3B	HR	RBI	BB	SO	SB
1988	Oak. vs. L.A.	.500	3	4	0	2	0	0	0	2	0	1	0
1989	Oak. vs. S.F.	.000	1	0	0	0	0	0	0	0	0	0	0
WS Totals			4	4	0	2	0	0	0	2	0	1	0

ADDITIONAL BATTING STATISTICS

Year	IBB	HP	SF	SH	CS	TB	Year	IBB	HP	SF	SH	CS	TB
1984	0	0	0	0	0	0	1988	1	2	3	6	1	127
1986	0	1	0	0	0	31	1989	1	1	2	4	2	98
1987	3	0	0	6	2	39	1990	2	0	2	6	7	110
ML Totals							7	4	7	22	12	406	

JAVIER'S CAREER TRANSACTIONS

- Signed as a free agent on March 26, 1981 by St. Louis.
- Traded to the New York Yankees along with Bobby Meacham for outfielder Bob Helsom and pitchers Marty Mason and Steve Fincher on December 14, 1982.
- Traded to the Oakland A's along with Jay Howell, Jose Rijo, Eric Plunk and Tim Birtsas for outfielder Ricky Henderson, pitcher Bert Bradley and cash on December 5, 1984.
- Traded to the Los Angeles Dodgers for Willie Randolph on May 13, 1990.

ERIC KARROS

INFIELDER

Birth date: November 4, 1967

Birthplace: Hackensack, NJ

Bats: Right **Throws:** Right

Height: 6-4 **Weight:** 205

M.L. Service: None

How Obtained: Dodgers' 5th selection in the June 1988 Free Agent Draft



1990 Notes: Spent the entire season at San Antonio where he batted a Dodger and Texas League-high .352 in 131 games with 18 home runs and 78 RBI...helped lead San Antonio to the Texas League finals against Shreveport...led the Dodgers with 509 at-bats, 91 runs, 179 hits, 282 total bases, 45 doubles, 57 walks and a .554 slugging percentage...was rated the 3rd best prospect in the Texas League by Baseball America...posted a .976 fielding percentage, committing eight errors in 337 total chances...batted .378 at San Antonio with nine homers...was 45-for-103 (.437) in July with four home runs and 21 RBI...in his three years at the minor league level he has batted .334 (442-for-1322) with 45 home runs and 219 RBI...his .352 average was the second highest by a minor league player who played

a full season...he trailed only Luis Lopez (Albuquerque) who batted .353 for the year...he led all minor leaguers in hits (179) and doubles (45).

Minor League Notes: 1989 – Spent the season at Bakersfield and batted .303 with 15 home runs and 86 RBI...stole a career-high 18 bases.

1988 – First year in pro ball and batted .366 at Great Falls with 12 home runs and 55 RBI.

Personal: Signed by Gib Bodet and Bob Bishop...played at UCLA where he earned All-America honors and helped lead the Bruins to the NCAA tournament...was All-Pac 10 team his sophomore and junior seasons...was a walk-on in 1986 for the Bruins...played first and third base...prepped at Patrick Henry H.S. in San Diego...played basketball and football.

ERIC PETER KARROS

Year	Club	Avg.	G	AB	R	H	2B	3B	HR	RBI	BB	SO	SB
1988	Great Falls	.366	66	268	68	98	12	1	12	55	32	35	8
1989	Bakersfield	.303	142	545	86	165	40	1	15	86	63	99	18
1990	San Antonio	.352	131	509	91	179	45	2	18	78	57	79	8

KARROS' CAREER TRANSACTIONS

- Selected by the Los Angeles Dodgers in the 6th round of the June 1988 Free Agent Draft.

BARRY LYONS

CATCHER

Birth date: June 3, 1960

Birthplace: Biloxi, MS

Bats: Right **Throws:** Right

Height: 6-1 **Weight:** 200

M.L. Service: 3 years and 156 days

How Obtained: Signed by Los

Angeles as a free agent on
Sept. 21, 1990



40

1990 Notes: Opened the season with the New York Mets and played in 24 games, batting .238 with two home runs and seven RBI... homered on April 9 vs. the Pirates and April 13 at Montreal...played in nine games in May and hit .313, including four multi-hit games before lower back pain placed him on the disabled list...was placed on the DL on May 18...began a 20-day rehab assignment on June 8 for Tidewater (AAA)...was optioned to Tidewater on July 7 and batted .171 in 57 games before being released on Sept. 4...Dodgers signed him on Sept. 21 as a free agent...played in three games for L.A. and was 1-for-5 with a home run and two RBI...made his Dodger debut on Sept. 26 at Houston as a pinch-hitter...hit a pinch-hit home run on Sept. 30 off Rafael Nova of the Giants...overall on the year, he caught 190.1 innings, committed four errors and had two passed balls.

Career Notes: Career-high hitting streak is 10 games from May 20-June 2, 1989...has been placed on the DL three times...born the same day as Steve Lyons of the White Sox...not brothers...two of his last six home runs have been as a pinch-hitter...belted his only grand slam on Aug. 20, 1987 vs. the Giants at Shea off Kelly Downs.

M.L. Career: **1989** – Started 60 games for the Mets...placed on the 15-day DL on June 27 with a broken right toe...his 58 hits, 13 doubles and 27 RBI were career highs...hit .273 with men in scoring position...

totalled three RBI on June 7 in Chicago. **1988** – Batted .231 in 50 games...batted .293 from June 27 to the remainder of season (17-for-58)...played first base on July 19 at Cincinnati. **1987** – Hit his first major league home run, a pinch-hit solo shot off the Cards' Pat Perry on April 26 at Shea...hit a career-high .254...equaled a career-high four RBI on Oct. 3 at St. Louis. **1986** – Made his major league debut on April 19 vs. the Phillies...began the season with the Mets but was optioned to Tidewater on May 9.

Minor League Notes: **1986** – Hit .295 in 61 games at Tidewater...season came to a quick stop on Aug. 3 when he was hit by a Jeff Sellers (Pawtucket) pitch and broke his right forearm. **1985** – Led the league with 16 game-winning hits for Jackson...was 4th in the league with a career-high 108 RBI, topping Darryl Strawberry's Jackson record of 97 RBI...was named to the all-star team and was a Topps AA All-Star. **1984** – Hit .316 for Lynchburg and was selected MVP of the Carolina League. **1983** – Split time between Lynchburg and Columbia...hit .297 at Columbia. **1982** – Batted .280 in his pro debut for Shelby in 45 games and totaled 46 runs in 45 games.

Personal: Prepped at Biloxi High School in Mississippi where he earned all-state honors...a 1982 graduate of Delta State College in Cleveland, MS...was the MVP of his American Legion team in 1977 and 1978.

BARRY STEPHEN LYONS

Year	Club	Avg.	G	AB	R	H	2B	3B	HR	RBI	BB	SO	SB
1982	Shelby	.280	45	164	23	46	12	0	4	46	24	10	0
1983	Lynchburg	.143	2	7	0	1	0	0	0	2	0	0	0
	Columbia	.297	92	316	55	94	9	2	5	45	42	32	3
1984	Lynchburg	.316	115	412	60	130	17	3	12	87	45	40	1
1985	Jackson	.307	126	486	69	149	34	6	11	108	25	67	3
1986	Tidewater	.295	61	234	28	69	16	0	4	46	18	32	0
	New York (NL)	.000	6	9	1	0	0	0	0	2	1	2	0
1987	New York (NL)	.254	53	130	15	33	4	1	4	24	8	24	0
1988	New York (NL)	.231	50	91	5	21	7	1	0	11	3	12	0
1989	New York (NL)	.247	79	235	15	58	13	0	3	27	11	28	0
	Tidewater	.100	5	20	1	2	0	1	0	2	0	4	0
1990	Tidewater	.171	57	164	8	28	5	0	0	17	16	25	0
	New York (NL)	.238	24	80	8	19	0	0	2	7	2	9	0
	Los Angeles	.200	3	5	1	1	0	0	1	2	0	1	0
ML Totals-5 years		.240	215	550	45	132	24	2	10	73	25	76	0

LYONS VS. NATIONAL LEAGUE

	1990					Career				
	AVG.	AB	H	HR	RBI	AVG.	AB	H	HR	RBI
vs. West										
Atlanta	.143	7	1	0	0	.185	27	5	0	3
Cincinnati	.500	4	2	0	0	.194	36	7	1	2
Houston	.200	20	4	0	0	.186	43	8	0	1
Los Angeles	.500	4	2	0	0	.292	48	14	0	5
San Diego	.000	2	0	0	0	.308	39	12	1	4
San Francisco	.364	11	4	1	4	.276	58	16	2	8
Total vs. West	.271	48	13	1	4	.247	251	62	4	23
vs. East										
Chicago	.143	14	2	0	1	.231	78	18	1	15
Montreal	.214	14	3	1	2	.167	60	10	2	6
New York	-	-	-	-	-	-	-	-	-	-
Philadelphia	-	-	-	-	-	.211	57	12	1	9
Pittsburgh	.222	9	2	1	2	.271	48	13	1	8
St. Louis	-	-	-	-	-	.339	56	19	1	12
Total vs. East	.189	37	7	2	5	.241	299	72	6	50
Total 1990	.236	85	20	3	9	.244	550	132	10	73
April	.188	48	9	2	5	.180	78	14	3	9
May	.313	32	10	0	2	.268	138	37	3	10
June	-	-	-	-	-	.194	93	18	0	14
July	-	-	-	-	-	.227	44	10	0	3
Aug	-	-	-	-	-	.264	91	24	2	15
Sept-Oct	.200	5	1	1	2	.274	106	29	2	22
Before ASB	.238	80	19	2	7	Lyons' Career Game Highs Most Hits: 3 (3 times), last time Aug. 10, 1989 at St. Louis Most RBI: 4 (2 times), last time, Oct. 3, 1987 at St. Louis Most HR: 1 (10 times), last time, Sept. 30, 1990 at San Francisco				
After ASB	.200	5	1	1	2					
Day	.273	44	12	3	6					
Night	.195	41	8	0	3					
Home	.226	53	12	1	2					
Road	.250	32	8	2	7					
vs. LHP	.167	36	6	1	3					
vs. RHP	.286	49	14	2	6					

Career Hitting Streak:
10 games, 5/20 - 6/2/89

ADDITIONAL BATTING STATISTICS

Year	IBB	HP	SF	SH	CS	TB	Year	IBB	HP	SF	SH	CS	TB
1986	1	0	0	0	0	0	1989	1	2	3	1	1	80
1987	1	2	3	0	0	51	1990	0	1	0	0	0	29
1988	0	0	1	3	0	30							
ML Totals								3	5	7	4	1	190

LYONS' CAREER TRANSACTIONS

- Selected by Detroit in the 25th round of the June 1981 Free Agent Draft.
- Selected by the New York Mets in the 15th round of the June 1982 Free Agent Draft.
- Signed as a free agent by Los Angeles on Sept. 21, 1990.

R A M O N M A R T I N E Z

RIGHT-HANDED PITCHER

Birth date: March 22, 1968
Birthplace: Santo Domingo, DR
Bats: Right **Throws:** Right
Height: 6-4 **Weight:** 173
M.L. Service: 1 year and 133 days
How Obtained: Signed as a free agent on September 1, 1984



48

1990 Notes: In his first full season in the majors he posted a 20-6 record with a 2.92 ERA in 33 starts...finished second to the Pirates' Doug Drabek in the N.L. Cy Young Award balloting with 70 points...the 22-year old right-hander became the youngest Dodger to win 20 games since Ralph Branca (age 21) won 21 games for the Brooklyn Dodgers in 1947...he became just the fifth Dodger pitcher to win 20 or more games in one of his first two big league seasons (Brickyard Kennedy-26 in 1893, Joseph McGinnity-29 in 1900, Henry Schmidt-21 in 1903 and Jeff Pfeffer-23 in 1914)...he led the majors with 12 complete games and led the N.L. with 10 low-run complete games... also threw 3,802 pitches, tops in the league...was second in the N.L. with a .769 winning percentage and tied for 2nd in strikeouts (223), wins (20) and shutouts (3)...his 223 strikeouts tied him for 3rd best in the majors with Doc Gooden, behind Nolan Ryan (232) and David Cone (233)...was 3rd in the N.L. in innings pitched (234.1), opponents batting average (.221) and average strikeouts per nine innings (8.6), tied for 3rd best with Doc Gooden...allowed 22 home runs, 4th highest in the league...13 runners were caught stealing while on the mound, tied with teammate Mike Morgan for 5th best in the league...finished 7th in the league with a 2.92 ERA...earned his first win of the season in his third start, a 2-0, three-hit complete game

shutout on April 22 over the Astros in Los Angeles...lost his first two starts in May and was 2-2 after six starts and had a season-high 4.63 ERA...closed the month winning three of his next four starts and was 3-3 with a 4.76 ERA for the month of May...won four of six starts in June and finished the month with a 4-0 record and a 1.76 ERA including three complete games and one shutout...his first June outing was a record breaking effort...he tied a club record by striking out 18 Atlanta Braves on June 4 with a three-hit, 6-0 shutout, tying the club record set by Sandy Koufax on Aug. 31, 1959 vs. the Giants and April 24, 1962 at Chicago...11 of his first 13 outs were strikeouts...the victims: Oddibe McDowell, Jim Presley, Dave Justice and Jeff Blauser (tying the record) fanned three times each; Ron Gant and Dale Murphy twice each and one time each for Jeff Treadway and Tom Glavine...he also went 2-for-3 at the plate with an RBI...the emotional Martinez kept the game ball as opposed to tossing it to the crowd as is customary for the Dominican hurler after a complete game victory...was 4-0 in June with a 1.76 ERA and was named N.L. Player of the Month...lost his first July start and gave up a career-high three home runs to the Pirates on July 5 in L.A....won his next four decisions in July and finished the month with a 4-1 record and a 2.72 ERA... was 9-4 at the All-Star break with a 3.20 ERA...named to the N.L.

All-Star team for the first time... pitched one inning, including a memorable duel with Oakland A's slugger Jose Canseco...started the second half by winning a career-high six straight decisions, including a career-low two-hit, 9-2 complete game win over the Giants on July 24 at Los Angeles...in his final 16 starts he was 11-2 with a 2.66 ERA and six complete games...closed the year with a five-game win streak (seven starts) with four complete games and recorded his 20th win in his final start of the year, a 2-1 complete game five-hitter on Oct. 1 vs. the Padres in Los Angeles...he was 12-2 at home with a 2.71 ERA and 134 strikeouts in 129.2 innings pitched...struck out 10 or more five times, nine or more nine times and eight or more 15 times...in his 20 wins he had a 1.67 ERA (31 ER/166.2 IP)...allowed 28 ER in 28 innings for a 9.00 ERA in his six losses...in seven no-decisions he posted a 3.86 ERA (17 ER/39.2 IP)...reached the 7th inning in 23 of 33 starts and L.A. was 20-3 ...right-handers hit .185 and left-handers batted .246 with 13 home runs...opponents scored in the first inning just six times in 33 starts ...held the opposition to two earned runs or less 22 times...L.A. was 22-11 in his starts...won 15 of his last 18 decisions...followed with a win after a Dodger loss 10 times ...was 13-0 vs. the West with a 1.92 ERA in 18 starts...committed his first big league error on June 25 at Atlanta...was 5-3 on artificial turf...had a hit in seven games and was 10-for-80 (.125) with six RBI on the year...was 6-2 in one-run games...Dodgers averaged 5.4 runs per start, 6th best run support for an N.L. hurler...was a member of the 1990 offseason All-Star team that played in Japan in November and December.

Career Notes: Has started six games vs. the Braves and is 5-1 with a 0.83 ERA, four complete games and three shutouts...he is 18-4 lifetime vs. the West...has reached the 7th inning in 33 of 54 career starts...shortest outing as a starter was on Sept. 21, 1988 vs. San Diego, lasting one inning...has struck out 10 or more batters in a game seven times, last time August 9, 1990 at Cincinnati...has fanned nine or more in a game 13 times...walked a career-high six

men on July 22, 1989 at Pittsburgh.

M.L. Career: 1989 - Started 15 games and was 6-4 with a 3.19 ERA...was recalled from Albuquerque on June 4...made his 1989 debut on June 5 at Atlanta and pitched a 7-0 complete game win and his first career shutout...was optioned back to Albuquerque the next day...was recalled from Albuquerque once again on July 16 and stayed with the Dodgers the remainder of the year...he was a combined 2-3 in July and August with a 4.44 ERA in nine starts...had his first major league hit on July 22 at Pittsburgh, an infield hit off Don Robinson in the 3rd inning...had a strong September with a 3-1 record and a 2.19 ERA in five starts and fanned 37 in 37.0 innings...pitched his second complete game and shutout on Sept. 15 vs. Atlanta, winning 5-0 and striking out a then career-high 12 batters while allowing five hits...closed the 1989 season with a 2-1 win over the Giants and struck out 11 in 8.2 innings...reached the 7th inning in eight of 15 starts overall...allowed 11 home runs for the year, second highest on the club...struck out 89 in 98.2 innings...had 10 or more strikeouts twice and had nine or more four times...had the second best batting average for pitchers (.162) on the team and had two multiple hit games. **1988** - Was activated on Aug. 12 and made his major league debut Aug. 13 vs. San Francisco pitching 7.2 innings, allowing four hits and striking out five in a no-decision...next start was Aug. 18 vs. Philadelphia and pitched 7.0 innings while striking out seven...his first two starts combined, he allowed only eight hits and two earned runs in 14.2 innings but did not register a win...lost 5-1 to the Mets in his third start on Aug. 23...received his first major league win on Aug. 29 at Montreal, pitching 7.0 innings and winning, 2-1...made three relief appearances and gave up one hit in 6.0 innings...was 1-3 on the year with a 3.78 ERA.

Minor League Notes: 1989 - He was 10-2 with a 2.79 ERA in 18 starts for Albuquerque...was leading all AAA pitchers in strikeouts when he was recalled in July...was named to the Triple-A All-Star Game held June 12 at Columbus, Ohio where he was the starter and winner for the National League...

allowed just one run in three innings pitched...was listed by Baseball America as one of the top 10 prospects in the Pacific Coast League. **1988** - Started the season at San Antonio where he was voted the top prospect by the minor league coaches in the Texas League...was 8-4 with San Antonio and had a 2.46 ERA in 14 starts...was 5-2 with Albuquerque and was listed the second best prospect behind San Diego Padres' Sandy Alomar Jr. by Baseball America. **1987** - Was 16-5 with Vero Beach in 25 starts...had a 2.17 ERA and 148 strikeouts in 170.1 innings...tossed six complete games

and one shutout...his 16 wins is a Vero Beach record...voted top major league prospect by managers... allowed just three home runs. **1986** - Was 4-8 for Bakersfield with a 4.75 ERA in 20 starts...had two complete games in 106.0 innings worked. **1985** - Was 4-1 with Bradenton in 23 games, six as a starter... had a 2.59 ERA and pitched a total of 59 innings with 42 strikeouts. **Personal:** Attended Liceo Secundaria Las Americas High School...was a member of the 1984 Dominican Republic Olympic baseball team that played at Dodger Stadium... was signed by Ralph Avila and Eleodoro Arias...he is single.

RAMON JAIME MARTINEZ

Year	Club	W-L	ERA	G	GS	CG	SHO	SV	IP	H	R	ER	BB	SO
1985	Bradenton	4-1	2.59	23	6	0	0	1	59.0	57	30	17	23	42
1986	Bakersfield	4-8	4.75	20	20	2	1	0	106.0	119	73	56	63	78
1987	Vero Beach	16-5	2.17	25	25	6	1	0	170.1	128	45	41	78	148
1988	San Antonio	8-4	2.46	14	14	2	1	0	95.0	79	29	26	34	89
	Albuquerque	5-2	2.76	10	10	1	1	0	58.2	43	24	18	32	49
	Los Angeles	1-3	3.78	9	6	0	0	0	35.2	27	17	15	22	23
1989	Albuquerque	10-2	2.79	18	18	2	1	0	113.0	92	40	35	50	127
	Los Angeles	6-4	3.19	15	15	2	2	0	98.2	79	39	35	41	89
1990	Los Angeles	20-6	2.92	33	33	12	3	0	234.1	191	89	76	67	223
ML Totals-3 years		27-13	3.08	57	54	14	5	0	368.2	297	145	126	130	335

MARTINEZ VS. NATIONAL LEAGUE

	1990						Career					
	W-L	ERA	IP	ER	SO	SV	W-L	ERA	IP	ER	SO	SV
vs. West												
Atlanta	3-0	1.38	26.0	4	36	0	5-1	0.83	54.0	5	67	0
Cincinnati	3-0	2.42	26.0	7	25	0	3-1	3.45	23.2	11	26	0
Houston	2-0	2.77	26.0	8	25	0	2-0	3.16	57.0	13	33	0
Los Angeles	-	-	-	-	-	-	-	-	-	-	-	-
San Diego	3-0	1.60	39.1	7	33	0	4-1	2.92	49.1	16	39	0
San Francisco	2-0	1.57	23.0	4	16	0	4-1	2.05	52.2	12	43	0
West Total	13-0	1.92	140.1	30	135	0	18-4	2.31	221.2	57	208	0
vs. East												
Chicago	2-0	2.65	17.0	5	13	0	2-0	3.13	23.0	8	18	0
Montreal	1-2	4.19	19.1	9	24	0	2-2	3.08	26.1	9	29	0
New York	0-1	7.15	11.1	9	7	0	0-3	6.40	25.1	18	13	0
Philadelphia	2-1	5.29	17.0	10	14	0	2-2	4.25	36.0	17	31	0
Pittsburgh	0-2	8.64	8.1	8	10	0	1-2	7.05	15.1	12	16	0
St. Louis	2-0	2.14	21.0	5	20	0	2-0	2.14	21.0	5	20	0
East Total	7-6	4.40	94.0	46	88	0	9-9	4.22	147.0	69	127	0
1990 Totals	20-6	2.92	234.1	76	223	0	27-13	3.08	368.2	126	335	0
In April	2-0	2.25	28.0	7	28	0	2-0	2.25	28.0	7	28	0
May	3-3	4.76	34.0	18	41	0	3-3	4.76	34.0	18	41	0
June	4-0	1.76	46.0	9	56	0	5-0	1.47	55.0	9	65	0
July	4-1	2.72	36.1	11	34	0	5-1	3.71	53.1	22	49	0
Aug	3-2	3.71	43.2	18	31	0	5-6	3.25	105.1	38	78	0
Sept-Oct	4-0	2.52	46.1	13	33	0	7-3	3.10	93.0	32	74	0
Home	12-2	2.71	129.2	39	134	0	Martinez's Career Game Highs Low Hit: 2, July 24, 1990 vs. San Francisco SO: 18, June 4, 1990 vs. Atlanta					
Road	8-4	3.18	104.2	37	89	0						
Day	6-2	2.89	74.2	24	72	0						
Night	14-4	2.93	159.2	52	151	0						
Before ASG	9-4	3.20	112.1	40	131	0						
After ASG	11-2	2.66	122.0	36	92	0						
Career Winning Streak: 6 games, 7/13 - 8/9/90												

MISCELLANEOUS STATISTICS

Year	PITCHING TOTALS					HITTING TOTALS							
	IBB	HB	WP	BK	HR	Avg.	AB	R	H	2B	3B	HR	RBI
1988	1	0	1	0	0	.000	7	0	0	0	0	0	0
1989	1	5	1	0	11	.162	37	4	6	1	0	0	3
1990	5	4	3	3	22	.125	80	2	10	0	0	0	6
ML Totals	7	9	5	3	33	.131	122	6	16	1	0	0	9

ALL-STAR GAME STATISTICS

Year	Club, Site	W-L	ERA	G	GS	CG	SHO	SV	IP	H	R	ER	BB	SO
1990	L.A., Chi. (NL)	0-0	0.00	1	0	0	0	0	1.0	0	0	0	2	1

MARTINEZ'S CAREER TRANSACTIONS

* Signed as a free agent on September 1, 1984.

MARTINEZ'S GAME HIGHS

Hitting

Most Hits: 2 (3 times), last time June 4, 1990 vs. Atlanta

Most RBI: 2, July 13, 1990 at Chicago

M I K E M O R G A N

RIGHT-HANDED PITCHER

Birth date: October 8, 1959

Birthplace: Tulare, CA

Bats: Right **Throws:** Right

Height: 6-2 **Weight:** 222

M.L. Service: 8 years and 111 days

How Obtained: Traded to the Dodgers from Baltimore for outfielder Mike Devereaux on March 11, 1989

36



1990 Notes: In his second season with the Dodgers he was 11-15 with a 3.75 ERA in 33 starts and six complete games and a career-high four shutouts...tied for league-high honors in shutouts with Bruce Hurst of the Padres and finished tied for 8th best in the N.L. with six complete games...the 11 victories were his highest since winning 12 in 1987 for Seattle...his 15 losses tied for third highest in the N.L...pitched 211 innings, most since throwing 216.1 in 1986 for the Mariners...struck out more than 100 (106) for the second time in his big league career...career high is 116 in 1986 with Seattle...won 10 or more games for the third time in his career and lost 10 or more for the 6th time...his 33 starts tied a career high set in 1986...started the season winning his first three starts, matching a career-high win streak set three

other times...threw his second career three-hitter and first of six 1990 complete games in a 3-0 win over St. Louis on April 24 at L.A. ...it was his first complete game since Aug. 5, 1988 vs. Milwaukee, first complete game win since Sept. 25, 1987 vs. Texas and first shutout since Sept. 8, 1987 vs. Cleveland...in May he pitched three complete games and two shutouts and was 3-2 for the month...shut out the Phillies 3-0 on May 5 in Philadelphia and blanked the Cardinals 8-0 on May 26 in St. Louis...while battling the flu, took the mound on May 21 vs. the Mets and allowed a team-high nine earned runs...pitched his 1,000th career inning on May 26 at St. Louis...he was 6-3 at the end of May with a 3.09 ERA with a major league high four complete games and three shutouts...had troubles in June, winning only one of five

starts...went into the All-Star break with a 7-7 record and a 3.46 ERA...in his first start after the ASB on July 14, he pitched a three-hit, complete game shutout over the Cubs, winning 8-0 in Chicago...it was his 4th and final shutout of the year and his 50th career win...had recorded only three shutouts in his previous nine major league seasons...pitched a career-low two-hitter on July 30 vs. the Reds in a Dodger 4-1 win in L.A....also struck out a season-high seven batters for the second time, first time on May 5 vs. the Phillies...from Aug. 4 to Oct. 2 he was 2-6 with a 4.34 ERA...struck out his 500th career batter on Aug. 25 vs. New York...allowed four solo home runs in a game on Sept. 5 vs. Atlanta...it marked the second time in his career (last time was Sept. 1, 1986 vs. Detroit) and the first Dodger pitcher to give up four homers since Tim Leary on Sept. 2, 1988 at New York...won his 11th game on Sept. 21 vs. the Giants, a 16-3 Dodger victory...L.A. was 16-17 in his 33 starts...he was 8-7 with a 3.21 ERA in his first 18 starts and was 3-8 with a 4.52 ERA in his last 15 starts...allowed 19 home runs, 11 in his first 182.2 innings and eight in his final 28.1 innings...reached the 7th inning in 20 starts...on Sept. 26, the day the Dodgers won the coin toss determining which team would host the divisional playoff game in case of a tie with the Reds, Morgan experienced control problems and pitched a career-low one-third inning and walked three Astro batters while allowing three runs on one hit in his 15th loss of the year...opponents hit .218 with an 0-1 count and batted .306 with a 1-0 count...had a 2.65 ground/fly ratio, tops in the league...13 men caught stealing while on the mound, tied for 5th best in the league with Ramon Martinez...right-handed batters hit .236, 9th lowest in the league...was 3-5 on artificial turf...was 2-2 in one-run games...hit in seven games including a career-high two hits on Sept. 21 vs. the Giants.

Career Notes: He is 19-26 with the Dodgers with a 3.24 ERA (131 ER/363.2 IP) in two seasons...has played for 11 different managers...he is one of 15 players and nine pitchers since the inception of the amateur draft in 1965 to make his

pro debut in the major leagues...has appeared in 59 games as a reliever and is 5-2 with a 2.78 ERA (36 ER/116.2 IP) and two saves...his two saves were on May 22, 1988 vs. Seattle with Baltimore and April 15, 1986 vs. the Angels with Seattle...has one two-hitter on July 30, 1990 vs. Cincinnati; three, three-hitters, last time July 14, 1990 at Chicago; two four-hitters, last time July 28, 1987 vs. the Twins and a five-hitter on May 26, 1990 at St. Louis...has been placed on the DL six times, last time on August 12, 1988...has yet to defeat the Pirates (0-4) and the Braves (0-6)...walked a career Dodger-high five men twice in 1990, last time on July 25 vs. the Giants...has a 13-15 record with a 2.63 ERA (67 ER/229.2 IP) before the All-Star break in two seasons with the Dodgers and a 6-11 record and 4.30 ERA (64 ER/134 IP) after the break.

M.L. Career: 1989 - In his first season with the Dodgers he posted an 8-11 record in 40 games with a 2.53 ERA...came to the Dodgers on March 11 from Baltimore in exchange for outfielder Mike Devereaux...made his debut on April 3 at Cincinnati in relief and pitched two-thirds of an inning...joined the starting rotation on April 14 vs. Houston and pitched 8.0 innings in a 3-2 loss...won his first game as a Dodger in his next start, a combined 3-0 shutout win over Cincinnati on April 19...had to leave the game early due to inflammation in his big right toe...struck out a career-high nine on May 15 at New York, a mark he equaled 12 days later against the Mets in Los Angeles on May 21...collected his first major league hit on May 15, a single to right field off Mets' pitcher Sid Fernandez...lost four straight from June 17 to July 3...in that span the Dodgers scored five runs while Morgan allowed eight earned runs and had a 2.43 ERA...at the All-Star break he was 6-8 and led the N.L. with a 1.79 ERA...went to the bullpen on July 27 after starting 19 games...he was 6-11 with a 2.74 ERA as a starter...in his 11 losses, the Dodgers scored 16 runs and scored less than two runs six times...he was 2-0 as a reliever in a career-high 21 games with a 1.72 ERA...reached the 7th inning in nine of 19 starts and the Dodgers

were 4-5...his 40 games and a 2.53 ERA were career bests...missed qualifying for the ERA title by 9.1 innings...his 2.53 ERA would have been 4th best among N.L. hurlers...left six of 11 runners inherited and opponents' first batters were 4-for-19 (.211). **1988** - Began the season as the Orioles' number two starter before being moved to the bullpen on May 9...was 1-6 with Baltimore in 22 games, 10 as a starter and posted a 5.43 ERA... was 0-5 after his first seven starts... the Orioles scored two runs or less in five of his seven starts and three or less in six...made seven relief appearances in May, pitching a total of 11.2 innings and earned one save...was placed on the DL in early June with a sore right calf...assigned to Rochester for rehabilitation and rejoined the Orioles on July 19...made six more appearances, two starts...earned his only win on July 23 at Minnesota with four innings of one-hit relief in an 11-8 victory...placed on the DL again on Aug. 12 for the remainder of the season...was operated on Aug. 18 by Dr. Charles Silberstein to correct an abnormal bone growth in his right foot (big toe)...was 1-0 with one save and a 2.74 ERA as a reliever...the save came on May 22 at home vs. Seattle...was acquired by the Orioles from Seattle on December 12, 1987. **1987** - Had career highs in wins (12) and shutouts (2)...his 17 losses were fifth highest in A.L. and tied for fifth in the majors with Bob Knepper...after a brief stint in the bullpen, came back to post a 5-2 record in his next seven starts... his four wins in May were a career high...was 10-11 on Aug. 8, but went just 2-6 the rest of the way... averaged 2.3 walks per nine innings, second best on squad. **1986** - Tied with Chicago's Richard Dotson for most losses in A.L. with 17...was 7-8 at the All-Star break. **1985** - Won his first start, 14-6 vs. Oakland, but in his next outing, he went down with a severely pulled groin muscle in the second inning and missed the remainder of the season on the DL. **1983** - Posted a 0-3 record with the Blue Jays in 16 games...started four games and had a 5.16 ERA... tendinitis in his right shoulder plagued him through June and he was placed on the DL in July...re-

turned on Aug. 31 in a no-decision vs. Baltimore. **1982** - Returned to the big leagues for the first time since 1979 and spent his first full season in the majors with the Yankees...was 7-11 with a 4.37 ERA for the year. **1979** - Joined the A's on June 25 after beginning the season at Ogden...gave up career home run number 400 to Hall of Famer Carl Yastrzemski...won his first major league game on July 29, a 2-1 win over Seattle in his 10th career start. **1978** - One week after graduating from high school, the 19-year-old made his major league debut vs. Baltimore on June 11 at Oakland...threw a complete game, allowing just two earned runs, but lost 3-0 to Scott McGregor...was 0-3 for the year and lost his first six games of 1979 before posting a win.

Minor League Notes: 1988 - Was assigned to Rochester for rehabilitation and posted a 0-2 record before joining the Orioles on July 19. **1985** - Made one start for Calgary in a rehabilitation appearance. **1984** - Spent the entire season at Syracuse and led the International League in innings (185.2) and was second in wins (13), starts (28) and complete games (10). **1983** - Rehabilitated at Syracuse where he went 0-3 in five appearances and posted a 5.59 ERA for the Toronto organization. **1981** - Led the Nashville club with 100 strikeouts...was 8-7 in 26 games for the Yankee organization. **1980** - Spent his first full season in the minors at Ogden in the Pacific Coast League (AAA). Traded to the Yankees following the season. **1979** - Started the season with Ogden, but was recalled by the A's on June 25...was 5-5 with Ogden in 13 starts. **1978** - Was Oakland's first round draft choice in June, 1978, the fourth player chosen overall.

Personal: Lives near Fruitland, Utah, where he loves to fish and hunt... wife's name is Kassie and they were married on February 7, 1981...graduated from Valley High School in Las Vegas, Nevada...was 7-1 with a 0.68 ERA and 111 strikeouts in 72 innings at Valley High... also was an all-conference player in both basketball and football... likes basketball and is an avid fan of the UNLV Runnin' Rebels basketball program...enjoys golf.

MICHAEL THOMAS MORGAN

Year	Club	W-L	ERA	G	GS	CG	SHO	SV	IP	H	R	ER	BB	SO
1978	Oakland	0-3	7.50	3	3	1	0	0	12.0	19	12	10	8	0
	Vancouver	5-6	5.58	14	14	5	1	0	92.0	109	67	57	54	31
1979	Ogden	5-5	3.48	13	13	6	0	0	101.0	93	48	39	49	42
	Oakland	2-10	5.96	13	13	2	0	0	77.0	102	57	51	50	17
1980	Ogden	6-9	5.40	20	20	3	0	0	115.0	135	79	69	77	46
1981	Nashville	8-7	4.42	26	26	7	0	0	169.0	164	97	83	83	100
1982	New York (AL)	7-11	4.37	30	23	2	0	0	150.1	167	77	73	67	71
1983	Toronto	0-3	5.16	16	4	0	0	0	45.1	48	26	26	21	22
	Syracuse	0-3	5.59	5	4	0	0	1	19.0	20	12	12	13	17
1984	Syracuse	13-11	4.07	34	28	10	4	1	185.2	167	101	87	100	105
1985	Seattle	1-1	12.00	2	2	0	0	0	6.0	11	8	8	5	2
	Calgary	0-0	4.50	1	1	0	0	0	2.0	3	1	1	0	0
1986	Seattle	11-17	4.53	37	33	9	1	1	216.1	243	122	109	86	116
1987	Seattle	12-17	4.65	34	31	8	2	0	207.0	245	117	107	53	85
1988	Baltimore	1-6	5.43	22	10	2	0	1	71.1	70	45	43	23	29
	Rochester	0-2	4.76	3	3	0	0	0	17.0	19	10	9	6	7
1989	Los Angeles	8-11	2.53	40	19	0	0	0	152.2	130	51	43	33	72
1990	Los Angeles	11-15	3.75	33	33	6	4	0	211.0	216	100	88	60	106
AL Totals-8 years		34-68	4.96	157	119	24	3	2	775.1	905	464	427	313	342
NL Totals-2 years		19-26	3.24	73	52	6	4	0	363.2	346	151	131	93	178
ML Totals-10 years		53-94	4.41	230	171	30	7	2	1139.0	1251	615	558	406	520

MORGAN VS. NATIONAL LEAGUE

	1990						Career					
	W-L	ERA	IP	ER	SO	SV	W-L	ERA	IP	ER	SO	SV
vs. West												
Atlanta	0-4	3.28	24.2	9	11	0	0-6	2.42	44.2	12	19	0
Cincinnati	1-1	3.21	28.0	10	19	0	3-2	2.87	47.0	15	27	0
Houston	1-2	5.17	15.2	9	7	0	3-4	3.58	32.2	13	12	0
Los Angeles	-	-	-	-	-	-	-	-	-	-	-	-
San Diego	1-0	3.32	19.0	7	8	0	1-1	2.73	29.2	9	12	0
San Francisco	2-2	4.39	26.2	13	13	0	2-2	3.82	33.0	14	18	0
West Total	5-9	3.79	114.0	48	58	0	9-15	3.03	187.0	63	88	0
vs. East												
Chicago	1-1	1.80	15.0	3	3	0	4-2	1.83	39.1	8	9	0
Montreal	1-1	3.60	15.0	5	5	0	1-2	3.68	22.0	9	10	0
New York	1-2	9.31	19.1	20	12	0	2-2	5.18	41.2	24	31	0
Philadelphia	1-0	0.56	16.0	1	13	0	1-0	1.45	18.2	3	14	0
Pittsburgh	0-2	7.27	8.2	7	2	0	0-4	4.66	29.0	15	13	0
St. Louis	2-0	1.17	23.0	3	12	0	2-1	3.12	26.0	9	13	0
East Total	6-6	3.71	97.0	40	48	0	10-11	3.46	176.2	68	90	0
1990 Totals	11-15	3.75	211.0	88	106	0	19-26	3.24	363.2	131	178	0
In April	3-1	1.82	29.2	6	13	0	10-13	4.02	170.0	76	70	1
May	3-2	4.02	40.1	18	24	0	12-13	3.62	214.0	86	131	1
June	1-3	3.53	35.2	14	17	0	6-19	4.14	189.0	87	80	0
July	2-3	4.14	37.0	17	17	0	12-19	5.16	213.0	122	67	0
Aug.	1-3	2.93	40.0	13	20	0	6-16	4.12	207.1	95	92	0
Sept.-Oct	1-3	6.35	28.1	20	15	0	7-14	5.68	145.2	92	80	0
Home	5-6	3.77	105.0	44	56	0	Morgan's Career Game Highs Low Hit: 2, July 30, 1990 vs. Cincinnati SO: 9 (twice), last time, May 27, 1989 vs. New York					
Road	6-9	3.74	106.0	44	50	0						
Day	3-2	3.50	46.1	18	23	0						
Night	8-13	3.83	164.2	70	83	0						
Before ASG	7-7	3.46	114.1	44	58	0						
After ASG	4-8	4.10	96.2	44	48	0						
Career Winning Streak:												
3 games (4 times), last time, 4/13 - 4/24/90												

MISCELLANEOUS STATISTICS

Year	PITCHING TOTALS					HITTING TOTALS							
	IBB	HB	WP	BK	HR	Avg.	AB	R	H	2B	3B	HR	RBI
1978	0	0	0	0	1	-	-	-	-	-	-	-	-
1979	0	3	7	0	7	-	-	-	-	-	-	-	-
1982	5	2	6	0	15	-	-	-	-	-	-	-	-
1983	0	0	3	0	6	-	-	-	-	-	-	-	-
1985	0	0	1	0	2	-	-	-	-	-	-	-	-
1986	3	4	8	1	24	-	-	-	-	-	-	-	-
1987	3	5	11	0	25	-	-	-	-	-	-	-	-
1988	1	1	5	0	6	-	-	-	-	-	-	-	-
1989	8	2	6	0	6	.083	36	1	3	0	0	0	1
1990	5	5	4	1	19	.113	71	2	8	0	0	0	2
ML Totals	25	22	51	2	111	.103	107	3	11	0	0	0	3

MORGAN'S CAREER TRANSACTIONS

- Selected by the Oakland A's in June 1978 Free Agent Draft, first round.
- Acquired by the New York Yankees from Oakland, in a deal for shortstop Fred Doyle to complete deal on November 11, 1980.
- Acquired by the Toronto Blue Jays along with outfielder Dave Collins and first baseman Fred McGriff in a deal with the New York Yankees for pitcher Dale Murray and outfielder Tom Dodd on December 12, 1982.
- Selected in major league draft by the Seattle Mariners on December 3, 1984.
- Acquired by the Baltimore Orioles from Seattle in a deal for pitcher Ken Dixon on December 12, 1987.
- Traded to the Los Angeles Dodgers from Baltimore for outfielder Mike Devereaux on March 11, 1989.

MORGAN'S GAME HIGHS

Hitting

Most Hits: 2, Sept. 21, 1990 vs. San Francisco

Most RBI: 1 (3 times), last time, Sept. 21 1990 vs. San Francisco

EDDIE MURRAY

INFIELDER

Birth date: February 24, 1956

Birthplace: Los Angeles, CA

Bats: Both **Throws:** Right

Height: 6-2 **Weight:** 222

M.L. Service: 14 years

How Obtained: Traded to the Dodgers from the Baltimore Orioles in exchange for pitchers Brian Holton and Ken Howell and infielder Juan Bell on December 4, 1988



33

1990 Notes: Had an outstanding second season with the Dodgers, batting a career-high .330 with 26 home runs and 95 RBI...his .330 batting average is the 4th highest by an L.A. Dodger and the highest ever by a L.A. Dodger switch-hitter...his .414 on-base percentage is the 5th highest mark in L.A. Dodger history...he finished among the N.L. leaders in multi-hit games (58-tied for 1st), intentional walks (21-tied for 1st), batting

(.330-2nd), on-base percentage (.414-3rd), hits (184-6th), walks (82-6th), total bases (290-7th), runs scored (96-tied for 8th), slugging percentage (.520-8th) and RBI (95-tied for 9th)...his average was second only to Willie McGee (.335) in the N.L....McGee finished with a combined average of .324 after being traded to Oakland in August, making Murray's average the top mark in baseball...George Brett (Royals) won the A.L. batting

crown with a .329 average... Murray won his 3rd Silver Slugger Award...was named to The Sporting News N.L. All-Star Team with teammate Mike Scioscia...named to the UPI N.L. All-Star Team...led the Dodgers for the second straight year in runs, total bases, walks and games...his 184 hits were the second highest in his career (186 in 1980)...he homered from both sides of the plate in a game twice, giving him 10 games in his career, tying Mickey Mantle's major league record...the first time was on April 18 at San Francisco and he tied the mark on June 9 at San Diego, homering in the second inning right-handed off left-hander Bruce Hurst and hitting the game winner left-handed in the 11th inning off Eric Show...on April 21 he committed his first error of the season and snapped a 123-game errorless streak...on April 24 vs. St. Louis he was ejected from the game for arguing a strike call with umpire Harry Wendelstedt...it was his first ejection from a game since May 27, 1987 at Oakland, first as a Dodger and 8th in his career...hit safely in 16 of 23 games in May and batted .310 with two home runs and 11 RBI...on May 12 at New York, he missed the game with a strained left hamstring and snapped a 389 consecutive game playing streak...missed five straight starts from May 31 to June 4 with a sore left hamstring...was batting .293 at the All-Star break and led the team with 41 RBI and was tied with Kal Daniels with 11 home runs in 76 games...put together a team-high and Dodger career-high 14-game hitting streak from July 21-Aug. 3 and batted .463 (25-for-54)...hit two, three-run home runs off Rafael Novoa on Aug. 15 at San Francisco for a season-high six RBI, tying Kal Daniels for Dodger season-high honors...hit his 20th home run on Aug. 23 vs. New York, reaching the 20-homer plateau for the 13th time in 14 major league seasons...made a late run at the batting title, raising his average from .309 on Aug. 31 to .330 at the end of the season...batted .411 (46-for-112) in Sept./Oct. and had a hit in 24 of his final 30 games...on Aug. 17 vs. Montreal he was walked (intentional) for the 1,000th time in his career...on Sept. 12 at San Diego he scored four runs in

a game for the first time since July 10, 1987 vs. the Twins...batted .361 after the All-Star break with 15 home runs and 54 RBI...had at least one hit in 112 of his 155 games...led the Dodgers with 26 multi-RBI games, including six three-RBI games...also led the team with 62 multi-hit games and a team-high 13 three-hit games...hit a home run against every team but Philadelphia...15 of his 26 home runs were with men on base...17 of his home runs tied the game or put the Dodgers in the lead...batted in the 4th spot the entire season...stole eight bases, the most since swiping 10 in 1984...hit .327 (49-for-150) with runners in scoring position, .384 (33-for-86) with less than two out...hit .294 with a runner at third...was 3-for-5 with the bases loaded, including six RBI...started 150 games at first and made 10 errors in 1,303 total chances...posted a .992 fielding percentage...batted .429 when hitting the first pitch...hit .343 in the first six innings...grounded into 19 double plays, 3rd highest in the league...batted .317 on the road, 5th best in the league...hit .343 at home, 3rd highest in the league...his .338 average vs. RHP was second highest in the league.

Career Notes: Entering the 1991 season, he has 379 home runs, tied with Dwight Evans for most career home runs among active players...tied for 28th on the all-time list with Orlando Cepeda, Dwight Evans and Tony Perez...other career categories in which he ranks among active players are RBI (1,373-4th), doubles (402-8th), singles (1,542-7th), hits (2,352-6th) and runs (1,210-8th)...he is 41st on the all-time RBI list...has 15 grand slams, tops among active players and is eighth in major league history...needs one to tie Hank Aaron, Dave Kingman and Babe Ruth; two will tie Jimmie Foxx and Ted Williams; three will place him with Willie McCovey...Lou Gehrig has the record with 23 grand slams...only other active player with 10 or more grand slams is Gary Carter (11)...in the last 10 years he has totaled 975 RBI, highest in all of baseball, 1,640 hits, 3rd highest and 268 home runs, second only to Dale Murphy (299)...has hit 176 home runs at home (16 at Dodger Stadium) and 203 on the road...ranks second lifetime among all

switch-hitters with 379 home runs (Mantle-536)...has five 30 home run seasons, second to Mantle's nine among switch-hitters...he is 3rd on the all-time switch-hitting list with 1,373 RBI, trailing Ted Simmons (1,378) and Mickey Mantle (1,509) ...in 1987 he became the first player ever to homer from each side of the plate in two straight games, homering off Jose DeLeon and Ray Searage on May 8 vs. Chicago and the next day off Joel McKeon and Bob James...has 24 multi-home run games including 21 two-home run games and three, three-home run games...the three, three-run home run games were on Aug. 29, 1979 (game two) at Minnesota; Sept. 14, 1980 at Toronto and Aug. 26, 1985 at California...has won three Rawlings Gold Glove Awards (1982-83-84)...has played third base four times including two times in 1989 (last time July 27 at Houston) and four games in left field, all in 1977...was named A.L. Player of the Week eight times (last time June 12-18, 1988) and Player of the Month three times (last time May, 1984)...has been selected to the All-Star team seven times...batting .410 lifetime (66-for-161) with the bases loaded...went 127 at-bats in 1989 without a home run, his longest career drought...he is 2-for-16 (.125) lifetime as a pinch-hitter...has missed just 66 of 2,135 total games in his 14-year career.

M.L. Career: 1989 - Batted .247 in his first season with the Dodgers and led the team with 20 home runs and 88 RBI...also led the team with 594 at-bats, 66 runs, 238 total bases, 87 walks and 160 games...was one of seven N.L. players to appear in 160 or more games...his 87 walks were the most by a Dodger since Davey Lopes had 97 in 1979...was 3rd in the N.L. with 24 intentional walks, behind Spike Owen of Montreal (25) and Kevin Mitchell (32) of the Giants...was 8th in the N.L. with 594 at-bats...led all N.L. first basemen with a .996 fielding percentage, 137 assists and 122 double plays...went 0-for-14 to start the season before collecting his first hit as a Dodger on April 7 at Atlanta...first Dodger home run was a 9th inning grand slam on April 10 at San Francisco in the Dodgers' 7-4 win...had a season-high 13-game hitting streak while hitting .468 (22-for-47) from April 21 to May 4...was hit by a pitch

for the first time in 643 games on May 24 vs. Philadelphia, last time was April 27, 1985 vs. Cleveland...hit two home runs and had a season-high five RBI on May 14 at Philadelphia...his next home run did not come until June 21 at San Diego or 127 at-bats, his longest home run drought in his career...played third base for the first time in 11 years (1978 with Baltimore) on June 3 at Houston in the Dodgers' 22 inning 5-4 loss...hit a pinch-hit 9th inning home run on July 27 off Mike Scott to give the Dodgers a 7-5 win...it was his first ever pinch-hit home run and only his 12th career pinch-hit appearance...had his second, two home run game on July 30 at San Diego...hit his 350th career home run on Sept. 10 vs. the Padres and hit his 20th of the year on Sept. 21 vs. the Giants...he did not commit an error in his last 104 games and had just six errors in 1,459 total chances (.996)...16 of his 20 home runs were on the road and 12 were in day games...only teams he did not homer against were Montreal and Pittsburgh...batted .268 with runners in scoring position and a team high 67 RBI...batted cleanup 129 times...was 2-for-8 with 11 RBI with the bases loaded...had 37 multi-hit games including a season-high four hits on Sept. 17 at Atlanta...had a team-high 24 multi-RBI games...has hit 20 or more home runs in his last three years...hit .268 left-handed, his lowest since batting .257 in 1981...Batted .210 right-handed, a career low...played in every game for the 5th time in his career. **1988** - Led the Baltimore Orioles in RBI (84), home runs (28) and average (.284)...marked the 5th time he has won the Orioles' triple crown...his 28 home runs tied him for 4th best in the A.L. with Gary Gaetti...tied Wade Boggs for 9th in the A.L. in total bases...batted .341 (27-for-79) in last 22 games and .320 (88-for-275) after the All-Star break...on June 6, Murray began splitting time at DH and 1B and batted .312 (122-for-391, 24-HR, 65-RBI) in 106 games the rest of the season...played in every game for the 4th time in his career...tallied a season-high four hits against Seattle (5-21) and Detroit (9-22)...had two, two-homer games both against Minnesota (hit 3 of the homers off Bert Blyleven)...named

A.L. Player of the Week, June 12-18, when he went 10-for-20 with four homers and nine RBI...highest career average against an A.L. team was .335 (173-for-516) against the California Angels. **1987** - Cracked the 30 home run level for the 5th time in his career, a Baltimore club record...set an all-time Orioles career home run mark when he hit his 304th on Sept. 12 at Boston (off Bruce Hurst), surpassing the old standard held by Boog Powell since 1969...became the first player in history to hit home runs from each side of the plate in consecutive games, on May 8 and 9 at Comiskey Park...his .277 overall average was lowest of career...finished 2nd in the balloting for the Most Valuable Oriole to Larry Sheets and tied Cal Ripken for most "key runs" driven in with 56, including 37 tying and lead runs...his 15-game hitting streak from Sept. 7-22 was the longest of the year by an Oriole...led A.L. first basemen in total chances (1,526) and was second in assists (145). **1986** - Missed a career-high 25 games when a pulled left hamstring sidelined him for a month from early July to early August...went on the disabled list for the first time in his major league career...experienced career lows in at least eight categories because of the involuntary time off, but led the club in batting (.305) for a record 6th time and in RBI (84) for the 7th year in a row (and 8th overall)...ranked 4th in the league in on-base percentage (229-for-578, .396)...hit two home runs off Cy Young winner Roger Clemens at Baltimore on June 27...also hit two homers off Brewers' 20-game winner Ted Higuera at Milwaukee on Sept. 25. **1985** - Won a record 6th Most Valuable Oriole award and drove in a career-high 124 runs, finishing 2nd in the A.L. to Don Mattingly (145)...was among league leaders in avg. (10th), HR (6th), runs (3rd), TB (5th), and extra-base hits (5th)...surpassed the 20 level in home runs for the 9th straight year, reached 30 for the 4th time and drove in 100+ runs for the 5th time...enjoyed his best day in baseball on Aug. 26 at Anaheim in the Orioles 17-3 win...tied club records with 3 home runs, 13 total bases and 9 RBI, all in the first 5 innings, while going 4-for-5...had a 3-run

homer in the 1st and a RBI single in the 2nd, both off John Candalaria, then hit a solo homer in the 4th and a grand slam in the 5th, both off Alan Fowlkes...flied deep to center and walked in his final two plate appearances. **1984** - Led the A.L. and tied for the M.L. lead in GWRBI (19) and on-base pct. (.410)...led the majors with 107 walks and 25 intentional passes...won his 3rd straight A.L. Gold Glove Award...was among league leaders in avg. (8th), HR (9th), RBI (5th), total bases (9th) and slugging percentage (10th)...led club in triple crown categories and tied a club record with a 22-game hitting streak...played every inning of every game...won his 5th Most Valuable Oriole award...hit .367 (18-49) with nine homers and 22 RBI in 14 games on the Japan tour, including a 2-run shot Nov. 11 off Tokyo Giants' right-hander Hiromi Makirara at Fukuoka's Heiwadai Stadium which completely cleared the stadium...the drive traveled an estimated 600', one of the longest home runs in Japanese baseball history. **1983** - Helped Baltimore win the World Championship over the Phillies...hit two home runs in the decisive 5th game off Charles Hudson...won his 2nd straight A.L. Gold Glove award...led the club in HR and RBI...finished 2nd to Cal Ripken in close A.L. MVP vote (290 to 322)...was among A.L. leaders in runs (2nd), slugging (3rd), GWRBI (3rd), homers (4th), total bases (4th) and RBI (5th). **1982** - Led Baltimore in average, homers and RBI while setting a club record with 20 GWRBI...won his first A.L. Gold Glove award...had best start ever, hitting .441 with five home runs and 17 RBI in 18 games to earn Player of the Month honors in April...hit .324 with 25 homers and 84 RBI in final 107 games. **1981** - Led A.L. with 78 RBI and tied for the home run lead (22) in strike-shortened season...tied for the major league lead with two grand slams and was among the league leaders in slugging (2nd, .534) and total bases (5th, 202)...hit .331 with 14 homers and 52 RBI in 50 games after the strike ended in August. **1980** - Hit .300 for the first time and set career highs in runs, hits, RBI and doubles...was 5th in the A.L. and led the O's in HR and RBI...hit .325 with 20 homers and 67 RBI in 80

games in the second half. **1979** – Helped lead the Orioles to a ALCS series win over the Angels and a berth opposite the Pittsburgh Pirates in the World Series...led the Orioles with a .417 average (5-for-12) in the ALCS and reached base safely 10 times in 17 plate appearances...reached base seven times in his first eight plate appearances in the World Series, but then went 0-for-21 in the last five games...led the club in batting with a .295 average, beating out Ken Singleton on the final day of the season...had a 19-game hitting streak. **1978** – Led club in runs, hits and RBI... finished 2nd to A.L. MVP Jim Rice in total bases (406-293)...was one of three A.L. players to appear in every game. **1977** – Became the 4th Baltimore Oriole to win the A.L. Rookie of the Year award...tied Lee May for the club home run lead (27, a record for an Oriole rookie broken by Cal Ripken, who hit 28 in 1982).

Minor League Notes: 1976 – Led the Orioles' minor league system in HR while splitting the year between Charlotte and Rochester.

1975 – Led club in HR and was named to the Southern League All-Star team. **1974** – Led club in homers and was named to the Florida State League All-Star team.

1973 – Led club in homers and was named to the Appalachian League All-Star team...was originally signed by Roy Poitevint and Willie Moore.

Personal: Starred in both baseball and basketball at Locke High

School in Los Angeles...played first base and pitched (was 7-1 as a senior) and was center on the basketball team...played on the same team with four major leaguers in high school; Gary Alexander, Rich Murray, Ozzie Smith and former Twin Darrell Jackson...is one of 12 children...has four brothers, all of whom have played pro baseball... the youngest brother, Richard, played first base in the Giants' and Royals' systems before retiring after the 1985 season...older brothers Venice and Leon (also first basemen) played in the Giants' system...the eldest, Charles, an outfielder, hit 37 homers and had 119 RBI in California League in 1964...Murray contributed extensively to the Baltimore community, and earned the Orioles' nominations for the 1984 and 1985 Roberto Clemente Awards, given annually by Major League Baseball to the player who best exemplifies the game on and off the field...in the past, he has worked on behalf of United Cerebral Palsy, Sickle Cell Anemia, the American Red Cross, United Way, Johns Hopkins Children's Center, the New Holiness Refuge Church, and the Park Heights Academy...splits his winters between Baltimore and Los Angeles...attended Cal State Los Angeles...he is single...enjoys basketball and is a season ticket holder to the Clipper games...is active with the RBI program, local clinics and the Sickle Cell Disease Foundation.

GREAT DODGER MOMENTS OF THE 1890s

The Dodgers play their first National League game vs. the Braves in 1890...Dodgers win a tripleheader vs. the Pirates in 1890...Hub Collins' 148 runs in 1890, still a Dodger record...Tom Lovett's Dodger record of 30 victories...“Oyster” Burns is the first Dodger to hit for the cycle in 1891.

EDDIE CLARENCE MURRAY

Year	Club	Avg.	G	AB	R	H	2B	3B	HR	RBI	BB	SO	SB
1973	Bluefield	.287	50	188	34	54	6	0	11	32	19	46	6
1974	Miami	.289	131	460	64	133	29	7	12	63	58	85	4
	Asheville	.286	2	7	1	2	2	0	0	2	1	1	0
1975	Asheville	.264	124	436	66	115	13	5	17	68	53	79	7
1976	Charlotte	.298	88	299	46	89	15	2	12	46	43	41	11
	Rochester	.274	54	168	35	46	6	2	11	40	34	27	3
1977	Baltimore	.283	160	611	81	173	29	2	27	88	48	104	0
1978	Baltimore	.285	161	610	85	174	32	3	27	95	70	97	6
1979	Baltimore	.295	159	606	90	179	30	2	25	99	72	78	10
1980	Baltimore	.300	158	621	100	186	36	2	32	116	54	71	7
1981	Baltimore	.294	99	378	57	111	21	2	22	78	40	43	2
1982	Baltimore	.316	151	550	87	174	30	1	32	110	70	82	7
1983	Baltimore	.306	156	582	115	178	30	3	33	111	86	90	5
1984	Baltimore	.306	162	588	97	180	26	3	29	110	107	87	10
1985	Baltimore	.297	156	583	111	173	37	1	31	124	84	68	5
1986	Baltimore	.305	137	495	61	151	25	1	17	84	78	49	3
1987	Baltimore	.277	160	618	89	171	28	3	30	91	73	80	1
1988	Baltimore	.284	161	603	75	171	27	2	28	84	75	78	5
1989	Los Angeles	.247	160	594	66	147	29	1	20	88	87	85	7
1990	Los Angeles	.330	155	558	96	184	22	3	26	95	82	64	8
NL Totals-2 years		.287	315	1152	162	331	51	4	46	183	169	149	15
AL Totals-12 years		.295	1820	6845	1048	2021	351	25	333	1190	857	927	61
ML Totals-14 years		.294	2135	7997	1210	2352	402	29	379	1373	1026	1076	76

MURRAY VS. NATIONAL LEAGUE

	1990					Career				
	AVG.	AB	H	HR	RBI	AVG.	AB	H	HR	RBI
vs West										
Atlanta	.403	67	27	3	16	.336	128	43	4	22
Cincinnati	.269	52	14	1	7	.252	119	30	3	18
Houston	.294	68	20	3	10	.237	139	33	5	18
Los Angeles	-	-	-	-	-	-	-	-	-	-
San Diego	.358	67	24	5	10	.300	130	39	9	19
San Francisco	.382	68	26	6	20	.309	136	42	10	30
West Total	.345	322	111	18	63	.287	652	187	31	107
vs. East										
Chicago	.333	36	12	1	3	.316	76	24	3	11
Montreal	.333	39	13	2	4	.307	88	27	2	9
New York	.282	39	11	1	8	.222	81	18	3	11
Philadelphia	.304	46	14	0	2	.296	88	26	2	12
Pittsburgh	.256	43	11	3	11	.307	88	27	3	14
St. Louis	.364	33	12	1	4	.279	79	22	2	9
East Total	.309	236	73	8	32	.288	500	144	15	66
1990 Totals	.330	558	184	26	95	.287	1152	331	46	173
In April	.282	78	22	3	11	.273	1018	278	41	178
May	.310	71	22	2	11	.284	1358	385	50	229
June	.280	82	23	4	14	.282	1347	380	61	192
July	.357	98	35	7	18	.297	1237	367	78	237
Aug	.308	117	36	4	24	.308	1416	436	69	257
Sept-Oct	.411	112	46	6	17	.312	1621	506	80	280
Home	.343	271	93	12	43	Murray's Career Game Highs Most Hits: 5, April 17, 1982 at Chicago (AL) Most RBI: 9, August 26, 1985 at California Most HR: 3 (3 times), last time, Aug. 26, 1985 at California				
Road	.317	287	91	14	52					
Day	.295	132	39	6	20					
Night	.340	426	145	20	75					
Before ASG	.293	259	76	11	41					
After ASG	.361	299	108	15	54					
vs. RHP	.338	352	119	18	59					
vs. LHP	.316	206	65	8	36					
Pinch Hit	.000	4	0	0	0					

Career Hit Streak:
22 games, 8/17 - 9/10/84

LEAGUE CHAMPIONSHIP SERIES STATISTICS

Year	Club, Opp.	Avg.	G	AB	R	H	2B	3B	HR	RBI	BB	SO	SB
1979	Bal. vs. Cal.	.417	4	12	3	5	0	0	1	5	5	2	0
1983	Bal. vs. Chi.	.267	4	15	5	4	0	0	1	3	3	3	1
LCS Totals		.333	8	27	8	9	0	0	2	8	8	5	1

WORLD SERIES STATISTICS

Year	Club, Opp.	Avg.	G	AB	R	H	2B	3B	HR	RBI	BB	SO	SB
1979	Bal. vs. Pit.	.154	7	26	3	4	1	0	1	2	4	4	1
1983	Bal. vs. Phi.	.250	5	20	2	5	0	0	2	3	1	4	0
WS Totals		.196	12	46	5	9	1	0	3	5	5	8	1

ALL-STAR GAME STATISTICS

Year	Club, Site	Avg.	G	AB	R	H	2B	3B	HR	RBI	BB	SO	SB
1978	AL, at S.D.												
(selected, did not appear)													
1981	AL, at Cle.	.000	1	2	0	0	0	0	0	0	0	0	0
1982	AL, at Mtl.	.000	1	1	0	0	0	0	0	0	1	0	0
1983	AL, at Chi. (AL)	.000	1	2	0	0	0	0	0	0	0	0	0
1984	AL, at S.F.	.500	1	2	0	1	1	0	0	0	0	1	0
1985	AL, at Min.	.000	1	3	0	0	0	0	0	0	0	0	0
1986	AL, at Hou.												
(selected, did not appear)													
ASG Totals		.100	5	10	0	1	1	0	0	0	1	1	0

ADDITIONAL BATTING STATISTICS

Year	IBB	HP	SF	SH	CS	TB	Year	IBB	HP	SF	SH	CS	TB
1977	6	1	6	0	1	287	1984	25	2	8	0	2	299
1978	7	1	8	1	5	293	1985	12	2	8	0	2	305
1979	9	2	6	1	2	288	1986	7	0	5	0	0	229
1980	10	2	6	0	2	322	1987	6	0	3	0	2	295
1981	10	1	3	0	3	202	1988	7	0	3	0	2	286
1982	18	1	6	0	2	302	1989	24	2	7	0	2	238
1983	13	3	9	0	1	313	1990	21	1	4	0	5	290
ML Totals								176	18	82	2	31	3949

MURRAY'S CAREER TRANSACTIONS

- Selected by the Baltimore Orioles in the 3rd round of the June 1973 Free Agent Draft.
- Acquired by the Los Angeles Dodgers in exchange for pitchers Brian Holton, Ken Howell and infielder Juan Bell on December 4, 1988.

SWITCH-HITTING BY YEAR

BATTING LEFT-HANDED					BATTING RIGHT-HANDED				
Year	Avg.	AB	H	HR	Year	Avg.	AB	H	HR
1977	.297	437	130	20	1977	.247	174	43	7
1978	.285	407	116	21	1978	.286	203	58	6
1979	.294	425	125	16	1979	.298	181	54	9
1980	.307	411	126	23	1980	.286	210	60	9
1981	.257	272	70	15	1981	.387	106	41	7
1982	.290	366	106	21	1982	.370	184	68	11
1983	.315	378	119	21	1983	.289	204	59	12
1984	.320	438	140	24	1984	.267	150	40	5
1985	.305	384	117	21	1985	.281	199	56	10
1986	.306	359	110	11	1986	.301	136	41	6
1987	.280	397	111	19	1987	.271	221	60	11
1988	.313	390	122	21	1988	.230	213	49	7
1989	.268	384	103	16	1989	.210	210	44	4
1990	.338	352	119	18	1990	.316	206	65	8
Totals					Totals				
.299 5400 1614 267					.284 2597 738 112				

CAREER GRAND SLAM LEADERS

Lou Gehrig	23
Willie McCovey	18
Jimmy Foxx	17
Ted Williams	17
Babe Ruth	16
Hank Aaron	16
Dave Kingman	16
Eddie Murray	15

CAREER HOME RUN LEADERS

Hank Aaron	755
Babe Ruth	714
Willie Mays	660
Frank Robinson	586
Harmon Killebrew	573
Reggie Jackson	563
Mike Schmidt	548
Mickey Mantle	536
Jimmy Foxx	534
Ted Williams	521
Willie McCovey	521
Eddie Mathews	512
Ernie Banks	512
Mel Ott	511
Lou Gehrig	493
Stan Musial	475
Wille Stargell	475
Carl Yastrzemski	452
Dave Kingman	442
Billy Williams	426
Darrell Evans	414
Duke Snider	407
Al Kaline	399
Graig Nettles	390
Johnny Bench	389
Frank Howard	382
Jim Rice	382
Orlando Cepeda	379
Tony Perez	379
Dwight Evans	379
Eddie Murray	379
Dale Murphy	378
Dave Winfield	378

CAREER RBI LEADERS

Hank Aaron	2297
Babe Ruth	2204
Lou Gehrig	1990
Ty Cobb	1960
Stan Musial	1951
Jimmy Foxx	1921
Willie Mays	1903
Mel Ott	1861
Carl Yastrzemski	1844
Ted Williams	1839
Aloysius Simmons	1827
Frank Robinson	1812
Reggie Jackson	1702
Tony Perez	1652
Ernie Banks	1636
Leon Goslin	1609
Mike Schmidt	1595
Harmon Killebrew	1584
Al Kaline	1583
Rogers Hornsby	1578
Tris Speaker	1562
Willie McCovey	1555
Harry Heilmann	1551
Willie Stargell	1540
Joe DiMaggio	1537
Dave Winfield	1516
Mickey Mantle	1509
Billy Williams	1476
Rusty Staub	1466
Eddie Mathews	1453
Jim Rice	1451
Dave Parker	1434
Yogi Berra	1430
Charles Gehringer	1427
Joe Cronin	1423
James Bottomly	1422
George Brett	1398
Ted Simmons	1389
Joseph Medwick	1383
Johnny Bench	1376
Eddie Murray	1373

CAREER LEADERS-HOME RUNS**LAST TEN YEARS****LAST FIVE YEARS**

1. Dale Murphy	299
2. Eddie Murray	268
3. Mike Schmidt	265
4. Andre Dawson	260
5. Darryl Strawberry	252
6. Darrell Evans	251
T7. Lance Parrish	225
T7. Cal Ripken, Jr.	225
T9. Tom Brunansky	224
T9. Dave Winfield	224

1. Darryl Strawberry	171
2. Jose Canseco	160
3. Mark McGwire	156
4. Eric Davis	148
5. Joe Carter	147
6. Glenn Davis	144
T7. George Bell	141
T7. Andre Dawson	141
T7. Dale Murphy	141
T10. Kent Hrbek	135
T10. Kevin Mitchell	135

CAREER LEADERS-RBI**LAST TEN YEARS****LAST FIVE YEARS**

1. Eddie Murray	975
2. Dale Murphy	923
3. Andre Dawson	908
4. Darrell Evans	903
5. Harold Baines	900
6. Dave Winfield	890
7. Cal Ripken, Jr.	828
8. Dave Parker	822
9. George Brett	820
10. Robin Yount	811

1. Joe Carter	545
2. George Bell	529
3. Jose Canseco	512
4. Darrell Evans	494
5. Darryl Strawberry	483
6. Kirby Puckett	481
T7. Andre Dawson	471
T7. Don Mattingly	471
9. Ruben Sierra	470
10. Gary Gaetti	465

J I M N E I D L I N G E R

RIGHT-HANDED PITCHER

Birth date: September 24, 1964

Birthplace: Vallejo, CA

Bats: Both **Throws:** Right

Height: 6-4 **Weight:** 180

M.L. Service: 65 days

How Obtained: Traded from

Pittsburgh in exchange for

pitcher Bill Krueger on

October 3, 1988



1990 Notes: Started the season at Albuquerque (AAA) where he was 8-5 with a 4.29 ERA in 20 games, 18 starts...also totaled four complete games...his contract was purchased on July 31 and he immediately joined the Dodgers' starting rotation...made 12 starts for the Dodgers and was 5-3 with a 3.28 ERA down the stretch...made his major league debut on August 1 vs. the Giants and had a no decision in a 2-1 loss...first major league batter he faced, Brett Butler, grounded out...lost his first major league decision 1-0 on Aug. 7 at Cincinnati, allowing one unearned run on two hits in 7.2 innings pitched...despite not winning in his first two starts, he had posted an impressive 0.66 ERA...pitched 7.0 innings on Aug. 12 at Atlanta in earning his first major league win...left the game in the 8th inning and Ray Searage and Jim Gott came in to preserve the 7-3 win...marked the beginning of a five-game win streak from Aug. 12 to Sept. 18...during the streak he started eight games and allowed 19 ER in 53 IP (3.23 ERA) while striking out 33 batters...had a career-high eight strikeouts on Aug. 22 vs. the Phillies...pitched a career-high eight plus innings on Sept. 7 vs. Cincinnati in a Dodger 3-1 win...allowed one unearned run on four hits before giving way to Jay Howell...his 5th and final win was on Sept. 18 at Atlanta...lost his next two starts, allowing seven earned runs in 7.1 innings

pitched...L.A. was 8-4 in his 12 starts...held the opposition to two earned runs or less in seven starts...had a 1.85 ERA in his five wins...pitched 7.0 or more innings in six starts...first major league hit was a single on Aug. 22 vs. Philadelphia and collected his first RBI on Sept. 2 at Montreal...did not commit an error in 13 total chances...right-handed batters hit .179.

Minor League Notes: 1989 - Was 8-6 in his first season with the Dodger organization...appeared in 34 games, 18 as a starter...pitched one complete game and also earned one save. **1988** - Went a combined 5-8 while at Buffalo (AAA) and Harrisburg (AA) in 43 games, 11 as a starter. **1987** - Spent the entire season at Harrisburg and was 11-8 with a 3.96 ERA in 26 starts...completed seven games and pitched a minor league high 170.2 innings. **1986** - Split time between Nashua (AA) and Hawaii (AAA) where he compiled a combined 14-8 record...won a career-high 12 games for Nashua with a 2.42 ERA...also completed eight games. **1985** - Went 8-13 for Prince William (A) with a 4.30 ERA in 26 games...struck out 143 in 165.1 innings. **1984** - First year in pro ball and was 9-8 with a 2.77 ERA in 25 starts with Macon (A).

Personal: Wife's name is Ann...they have a daughter, Alisa (8-18-90)...hobbies include fishing and hunting...worked out in the offseason at the University of Vermont.

JAMES LLEWELLYN NEIDLINGER

Year	Club	W-L	ERA	G	GS	CG	SHO	SV	IP	H	R	ER	BB	SO
1984	Macon	9-8	2.77	25	25	2	0	0	166.0	138	65	51	85	113
1985	Prince William	8-13	4.30	26	26	4	0	0	165.1	141	86	79	83	143
1986	Nashua	12-7	2.42	22	22	8	0	0	163.2	135	57	44	44	98
	Hawaii	2-1	3.90	4	4	1	0	0	27.2	33*	14	12	9	14
1987	Harrisburg	11-8	3.96	26	26	7	0	0	170.2	183	92	75	61	96
1988	Harrisburg	5-8	2.82	40	11	0	0	0	124.2	135	54	39	25	88
	Buffalo	0-0	6.23	3	0	0	0	0	4.1	7	3	3	1	4
1989	Albuquerque	8-6	4.06	34	18	1	0	1	139.2	164	77	63	37	97
1990	Albuquerque	8-5	4.29	20	18	4	0	0	119.2	129	70	51	34	81
	Los Angeles	5-3	3.28	12	12	0	0	0	74.0	67	30	27	15	46
ML Totals-1 year		5-3	3.28	12	12	0	0	0	74.0	67	30	27	15	46

NEIDLINGER VS. NATIONAL LEAGUE

	1990						Career					
	W-L	ERA	IP	ER	SO	SV	W-L	ERA	IP	ER	SO	SV
vs. West												
Atlanta	2-0	1.93	14.0	3	5	0	2-0	1.93	14.0	3	5	0
Cincinnati	1-1	0.00	15.2	0	9	0	1-1	0.00	15.2	0	9	0
Houston	-	-	-	-	-	-	-	-	-	-	-	-
Los Angeles	-	-	-	-	-	-	-	-	-	-	-	-
San Diego	0-0	4.05	6.2	3	7	0	0-0	4.05	6.2	3	7	0
San Francisco	0-2	5.40	13.1	8	7	0	0-2	5.40	13.1	8	7	0
West Total	3-3	2.54	49.2	14	28	0	3-3	2.54	49.2	14	28	0
vs. East												
Chicago	-	-	-	-	-	-	-	-	-	-	-	-
Montreal	1-0	9.31	9.2	10	6	0	1-0	9.31	9.2	10	6	0
New York	-	-	-	-	-	-	-	-	-	-	-	-
Philadelphia	1-0	1.84	14.2	3	12	0	1-0	1.84	14.2	3	12	0
Pittsburgh	-	-	-	-	-	-	-	-	-	-	-	-
St. Louis	-	-	-	-	-	-	-	-	-	-	-	-
East Total	2-0	4.81	24.1	13	18	0	2-0	4.81	24.1	13	18	0
1990 Totals	5-3	3.28	74.0	27	46	0	5-3	3.28	74.0	27	46	0
In April	-	-	-	-	-	-	-	-	-	-	-	-
May	-	-	-	-	-	-	-	-	-	-	-	-
June	-	-	-	-	-	-	-	-	-	-	-	-
July	-	-	-	-	-	-	-	-	-	-	-	-
Aug	3-1	2.45	40.1	11	30	0	3-1	2.45	40.1	11	30	0
Sept-Oct	2-2	4.28	33.2	16	16	0	2-2	4.28	33.2	16	16	0
Home	2-1	3.34	29.2	11	20	0	Neidlinger's Career Game Highs Strikeouts: 8, Aug. 22, 1990 vs. Philadelphia Innings Pitched: 8.0, Sept. 7, 1990 vs. Cincinnati					
Road	3-2	3.25	44.1	16	26	0						
Day	1-2	6.63	19.0	14	9	0						
Night	4-1	2.13	55.0	13	37	0						
Before ASG	-	-	-	-	-	-						
After ASG	5-3	3.28	74.0	27	46	0						
Career Win Streak: 5 games, 8/12 - 9/18/90												

MISCELLANEOUS STATISTICS

Year	PITCHING TOTALS					HITTING TOTALS							
	IBB	HB	WP	BK	HR	Avg.	AB	R	H	2B	3B	HR	RBI
1990	1	1	0	1	4	.154	25	1	3	0	0	0	2

NEIDLINGER'S CAREER TRANSACTIONS

*Signed as a free agent by the Pittsburgh Pirates on March 3, 1984.

*Traded from Pittsburgh in exchange for pitcher Bill Krueger on October 3, 1988.

J O S E O F F E R M A N

INFIELDER

Birth date: November 8, 1968
Birthplace: San Pedro de Macoris, DR
Bats: Both **Throws:** Right
Height: 6-0 **Weight:** 160
M.L. Service: 47 days
How Obtained: Signed as a free agent on July 24, 1986

30



1990 Notes: Was recalled from Albuquerque on Aug. 18 and made a dramatic major league debut on Aug. 19 against the Montreal Expos in Los Angeles...in his first major league at-bat, he homered off Dennis Martinez, becoming the first L.A. Dodger to homer in his first plate appearance, the 5th in club history and the 55th major leaguer to accomplish the feat...the other four Dodgers were Dan Bankhead (1947), Ernie Koy (1938), Gordon Slade (1930) and Clise Dudley (1929)...on the day he was 3-for-5 with an RBI and a stolen base...overall he appeared in 29 games, 13 as a starter at shortstop...made four errors in 27 games at short...committed three errors in his first three games and one in the remaining 24 games...had a four-game hitting streak from Sept. 12-19...had a season-high two RBI on Sept. 12 at San Diego in a Dodger 10-3 win...batted .329 at Albuquerque in 117 games with 104 runs scored, 16 doubles, 11 triples, 56 RBI and 60 stolen bases...was the Class AAA stolen base leader...caught stealing 19 times...was named The Sporting News Minor League Player of the Year, rated the top prospect in the Pacific Coast League by Baseball America, Class AAA Player of the Year by Baseball America, the PCL Most

Valuable Player, selected to the PCL All-Star team and was selected by Baseball America as the best base runner, fastest base runner, infielder with the best arm and the most exciting player in the PCL...hit .367 at home for the Dukes...had a .937 fielding percentage, 36 errors in 571 total chances...played second base one time...hit .333 as a designated hitter.

Minor League Notes 1989: Spent the entire season in the Dodgers farm system...opened the season at Bakersfield where he batted .306 in 62 games through June...the All-Star shortstop stole 37 bases and had 15 extra base hits...finished the year at San Antonio where he hit .288 in 68 games...combined he hit .296 with 26 extra base hits, 44 RBI and 69 stolen bases in 130 games...led the winter Dominican League in stolen bases...cited by Baseball America as the top prospect in the minor leagues. **1988** - Was named the number one prospect by the Pioneer League coaches and managers after batting .331 in 60 games for Great Falls...set a league record stealing 57 bases.

Personal: Attended Colegio Biblico Cristiano College...excellent athlete playing basketball, volleyball along with baseball...was signed by scouts Ralph Avila and Elvio Jimenez.

JOSE ANTONIO OFFERMAN

Year	Club	Avg.	G	AB	R	H	2B	3B	HR	RBI	BB	SO	SB
1988	Great Falls	.331	60	251	75	83	11	5	2	28	38	42	57
1989	Bakersfield	.306	62	245	53	75	9	4	2	22	35	48	37
	San Antonio	.288	68	278	47	80	6	3	2	22	40	39	32
1990	Albuquerque	.326	117	454	104	148	16	11	0	56	71	81	60
	Los Angeles	.155	29	58	7	9	0	0	1	7	4	14	1
	ML Totals-1 year	.155	29	58	7	9	0	0	1	7	4	14	1

OFFERMAN VS. NATIONAL LEAGUE

	1990					Career				
	AVG.	AB	H	HR	RBI	AVG.	AB	H	HR	RBI
vs. West										
Atlanta	.200	10	2	0	2	.200	10	2	0	2
Cincinnati	.000	1	0	0	0	.000	1	0	0	0
Houston	.000	1	0	0	0	.000	1	0	0	0
Los Angeles	-	-	-	-	-	-	-	-	-	-
San Diego	.111	18	2	0	3	.111	18	2	0	3
San Francisco	.000	1	0	0	0	.000	1	0	0	0
West Total	.129	31	4	0	5	.129	31	4	0	5
vs. East										
Chicago	-	-	-	-	-	-	-	-	-	-
Montreal	.300	10	3	1	1	.300	10	3	1	1
New York	.000	7	0	0	1	.000	7	0	0	1
Philadelphia	.200	10	2	0	0	.200	10	2	0	0
Pittsburgh	-	-	-	-	-	-	-	-	-	-
St. Louis	-	-	-	-	-	-	-	-	-	-
East Total	.185	27	5	1	2	.185	27	5	1	2
1990 Totals	.155	58	9	1	7	.155	58	9	1	7
In April	-	-	-	-	-	-	-	-	-	-
May	-	-	-	-	-	-	-	-	-	-
June	-	-	-	-	-	-	-	-	-	-
July	-	-	-	-	-	-	-	-	-	-
Aug	.227	22	5	1	2	.227	22	5	1	2
Sept-Oct	.111	36	4	0	5	.111	36	4	0	5
Home	.143	35	5	1	3					
Road	.174	23	4	0	4					
Day	.429	7	3	1	1					
Night	.118	51	6	0	6					
Before ASG	-	-	-	-	-					
After ASG	.155	58	9	1	7					
vs. RHP	.125	32	4	1	5					
vs. LHP	.192	26	5	0	2					
Pinch Hit	.000	1	0	0	0					
Career Hit Streak: 4 games, 9/12 - 9/19/90										

Offerman's Career Game Highs

Most Hits: 3, Aug. 19, 1990 vs. Montreal

Most RBI: 2, Sept. 12 at San Diego

Most HR: 1, Aug. 19, 1990 vs. Montreal

ADDITIONAL BATTING STATISTICS

Year	IBB	HP	SF	SH	CS	TB
1990	1	0	0	1	0	12

OFFERMAN'S CAREER TRANSACTIONS

• Signed as a free agent on July 24, 1986.

GREAT DODGER MOMENTS OF THE 1950s

Broadcaster Vin Scully begins his long association with the Dodgers with the Dodgers in 1950, joining Hall of Famer Red Barber in the booth...Gil Hodges' four homers in a game in 1950...Duke Snider hits 40 or more homers in five straight seasons (1953-57)...Dodgers score 15 runs in one inning vs. the Reds in 1952...Carl Erskine's two no-hitters (1952 and 1956)...Sandy Amoros' catch in the 1955 World Series...Dodgers' first game in Los Angeles in 1958...Roy Campanella's three MVP awards and the salute to him at the Coliseum in 1959...Larry Sherry's World Series performance in 1959...Wally Moon's famous "Moon Shots" in the Coliseum.

B O B O J E D A

LEFT-HANDED PITCHER

Birth date: December 17, 1957
Birthplace: Los Angeles, CA
Bats: Left **Throws:** Left
Height: 6-1 **Weight:** 195
M.L. Service: 9 years and 88 days
How Obtained: Signed as a free agent on December 15, 1990

17



1990 Notes: Was signed as a free agent by Los Angeles on December 15, 1990...made 38 appearances with the Mets including 12 starts and was 7-6 with a 3.66 ERA ...as a starter he was 4-5 with a 4.76 ERA and was 3-1 with a 2.16 ERA out of the bullpen...his first seven outings of the year were in relief and he allowed just two earned runs in 16 innings for a 1.13 ERA...made his first start on May 9 at Shea against the Giants, losing 4-2 in 5.0 innings pitched... from May 22 to July 26 he made 10 starts in 12 appearances... pitched a Mets-high 4.2 relief innings on May 15 at San Francisco...tallied his first win on May 22 in Los Angeles, pitching 6.0 innings in the Mets' 8-3 win...had back-to-back wins as a starter on June 10 and June 15, both against the Pirates...struck out a season-high eight batters in a 4-2 win over the Reds at Shea on June 29...it was also his longest outing of the year, hurling 8.1 innings, allowing two runs on 10 hits...made 13 straight relief appearances between July 29 and Sept. 1...during the 13-game span he allowed six runs in 21.2 innings for a 2.49 ERA and saw his ERA drop from 3.60 to 3.45 ...last start was on Sept. 5, a 3-1 loss at Pittsburgh in the second game of a twinbill...three of his seven wins were in relief...won August 1 in Montreal, August 9 vs. the Phillies and August 29 vs. San Diego...picked off three runners at first including Jose Gonzalez on August 25...saw 11 men caught stealing while on the mound, 9th best in the league ...right-handed batters hit .307, 2nd highest in the N.L....left-handers hit .168 on the year...that mark

would have been second best in the league but missed qualifying by 12 plate appearances.

Career Notes: His 38 games in 1990 were the most since a career-high 39 in 1985 with Boston...needs five wins to reach 100 career wins and 17.2 innings to reach 1,500 career innings...went 9.2 innings on August 17, 1983 while with the Red Sox...longest scoreless streak is 19 innings from May 3-14, 1984 with Boston...in his last five years he has held left-handed hitters to a .189 average (105-for-557) and 10 home runs...he is one of 12 native Californians on the Dodger 40-man roster...longest scoreless streak is 19.0 innings from May 3-14, 1984 with Boston.

M.L. Career: 1989 - Won 13 games, second highest total in his career ...had a season-high five-game win streak from July 20 to August 19, including four straight starts...won eight of his final 10 decisions over 13 starts dating back to July 20... had a 2.70 ERA over the stretch.
1988 - Was 10-13 with a 2.88 ERA in 29 starts...had five complete games and tied a career-high with five shutouts...three of the shutouts he won 1-0...fanned 30.2 percent of left-handed batters, second best in the N.L....in his last 15 starts he was 5-7 but posted an impressive 2.25 ERA...almost completely severed the upper portion of his left middle finger in a household accident involving an electric hedge-clipper in late September...underwent microsurgery on Sept. 21 performed by Mets' club physicians Dr. Richard Eaton and Dr. James Parkes.
1987 - Was the Mets' opening day pitcher on April 7 and defeated the Pirates 3-2 at Shea... marked only the fifth time in club

history a left-hander was the opening day starter...was forced to leave the game after one inning on May 9 vs. Atlanta due to pain in his left elbow...was placed on the 15-day disabled list on May 11 and underwent surgery on May 23 that moved the ulnar nerve out of the groove in the left elbow and removed bone chips from the inflamed area...surgery was performed by Dr. James Parkes and Dr. Fiske Warren...was activated from the DL on Sept. 1 and made his first appearance on Sept. 9 vs. the Phillies, pitching two scoreless innings of relief...started on Sept. 27 and defeated the Pirates 12-3 at Shea. **1986** - First season with the Mets and established career highs in wins (18) and strikeouts (148)...became the Mets' winningest left-hander since Jerry Koosman won 21 in 1976...led the league with a .783 winning percentage, second in ERA (2.57) and tied for third in wins...finished 4th in the Cy Young balloting...first N.L. win was in relief on April 11 at Philadelphia...won his first N.L. start 7-1 on April 22 vs. Pittsburgh and collected his first N.L. hit, a single off Bob Kipper...had six straight wins from June 5-July 28 to tie a career high...also tied a career high with 10 strikeouts on May 9 vs. the Reds...went 6.1 innings on Aug. 3 vs. Montreal without allowing a hit before Luis Rivera singled in the 7th to break up the no-hit bid...was 2-0 with a 2.33 ERA in four postseason starts...was 1-0 in the World Series. **1985** - Final season with the Red Sox and was 9-11 in a career-high 39 games...started the season as a reliever but became a permanent starter on May 30...was 7-10 in 22 starts and was 2-1 with a 1.50 ERA out of the bullpen. **1984** - Was 12-12 in 33 games...led the Red Sox pitching staff in innings pitched (216.2) and tied for the club lead in wins...had five shutouts tying him with the Angels' Geoff Zahn for league-high honors and were the most by a Red Sox pitcher since Luis Tiant totaled five in 1978 and most by a Red Sox lefty since Mel Parnell had five in 1953. **1983** - Was 12-7 in 29 games...was 7-1 in his last eight starts with a 1.83 ERA including a 6-0 run in Sept. **1982** - Appeared in 22 games and was 4-6 with a 5.63 ERA...did not pitch after Aug. 18 when he suf-

fered a sprained right shoulder in a fall at home. **1981** - Was third in Rookie of the Year voting with a 6-2 record and a 3.12 ERA in 12 starts...named left-handed pitcher on the Baseball Digest All-Rookie Team and was voted Red Sox Rookie of the Year by the Boston BBWAA chapter...recalled from Pawtucket (AAA) on August 9...tossed a no-hitter through eight innings on Sept. 21 at Yankee Stadium before giving up a pair of doubles to Rick Cerone and Dave Winfield leading off the 9th. **1980** - Made his major league debut in a July 13 start vs. Detroit, a no decision 8-4 Red Sox win...first major league win was on Aug. 2, a 1-0 win over the Rangers.

Minor League Notes: 1981 - Was leading the International League with a 2.13 ERA before being recalled to Boston...was named the Most Valuable Pitcher of the International League and started the All-Star Game...set a Pawtucket record for the lowest ERA (2.13) by a left-hander...was the winning pitcher in the longest game in professional baseball history, a 33-inning game which lasted 8 hours and 25 minutes...pitched the 33rd inning and earned the 3-2 win over Rochester...32 innings were played on April 18 and the final inning was completed on June 23. **1980** - Was 6-7 for Pawtucket in 19 games with a 3.22 ERA. **1979** - Was 15-7 for Winter Haven (A) and was named to the Florida State League All-Star team...was 5th in the league with a 2.43 ERA and tied for league high honors with 29 starts. **1978** - First year in pro ball and was 1-6 for Elmira (A) in 18 games.

Personal: Has helped build a group home for the Tule River Indians, a tribe located in the mountains near Visalia, CA...attended Redwood High School in Visalia where he captured three MVP awards...was a pitcher and first baseman as a prep and helped win two league championships...was an all-conference pitcher, outfielder and first baseman for the College of the Sequoias in 1978...wife's name is Ellen and they have three children, Janna (12-14-77), Robert Jr. (2-25-79) and Jocelyn (8-23-85)...likes to fish, camp and golf...received the "Good Guy" award from the New York Press Photographers Association in

January of 1988...Named the York BBWAA chapter in January
Payson Award winner for humanitarian service from the New
of 1990.

ROBERT MICHAEL OJEDA

Year	Club	W-L	ERA	G	GS	CG	SHO	SV	IP	H	R	ER	BB	SO
1978	Elmira	1-6	4.81	18	3	0	0	2	43.0	45	32	23	43	35
1979	Winter Haven	15-7	2.43	29	29	8	2	0	200.0	163	66	54	84	150
1980	Pawtucket	6-7	3.22	19	18	4	0	0	123.0	107	54	44	56	78
	Boston	1-1	6.92	7	7	0	0	0	26.0	39	20	20	14	12
1981	Pawtucket	12-9	2.13	25	23	8	0	0	173.0	136	52	41	73	113
	Boston	6-2	3.12	10	10	2	0	0	66.1	50	25	23	25	28
1982	Boston	4-6	5.63	22	14	0	0	0	78.1	95	53	49	29	52
1983	Boston	12-7	4.04	29	28	5	0	0	173.2	173	85	78	73	94
1984	Boston	12-12	3.99	33	32	8	5	0	216.2	211	106	96	96	137
1985	Boston	9-11	4.00	39	22	5	0	1	157.2	166	74	70	48	102
1986	New York (NL)	18-5	2.57	32	30	7	2	0	217.1	185	72	62	52	148
1987	New York (NL)	3-5	3.88	10	7	0	0	0	46.1	45	23	20	10	21
1988	New York (NL)	10-13	2.88	29	29	5	5	0	190.1	158	74	61	33	133
1989	New York (NL)	13-11	3.47	31	31	5	2	0	192.0	179	83	74	78	95
1990	New York (NL)	7-6	3.66	38	12	0	0	0	118.0	123	53	48	40	62
NL Totals-5 years		51-40	3.12	140	109	17	9	0	764.0	690	305	265	213	459
AL Totals-6 years		44-39	4.21	140	113	20	5	1	718.2	734	360	336	285	425
ML Totals-11 years		95-79	3.65	280	222	37	14	1	1482.1	1424	668	601	498	884

OJEDA VS. NATIONAL LEAGUE

	1990						Career					
	W-L	ERA	IP	ER	SO	SV	W-L	ERA	IP	ER	SO	SV
vs. West												
Atlanta	0-0	3.68	7.1	3	4	0	4-4	2.67	54.0	16	25	0
Cincinnati	1-1	2.08	17.1	4	15	0	4-3	2.50	68.1	19	47	0
Houston	0-1	3.60	10.0	4	6	0	2-3	3.99	38.1	17	27	0
Los Angeles	1-0	1.42	12.2	2	5	0	5-0	1.85	48.2	10	28	0
San Diego	1-0	0.00	3.0	0	1	0	3-1	2.44	44.1	12	28	0
San Francisco	0-2	5.56	11.1	7	7	0	3-8	4.11	76.2	35	57	0
West Total	3-4	2.92	61.2	20	38	0	21-19	2.97	330.1	109	212	0
vs. East												
Chicago	0-0	0.00	2.0	0	0	0	2-4	6.15	45.1	31	29	0
Montreal	1-0	2.51	14.1	4	7	0	5-5	3.06	88.1	30	64	0
New York	-	-	-	-	-	-	-	-	-	-	-	-
Philadelphia	1-0	6.75	6.2	5	2	0	6-3	3.57	75.2	30	48	0
Pittsburgh	2-1	4.50	20.0	10	6	0	12-5	2.44	144.0	39	67	0
St. Louis	0-1	6.08	13.1	9	9	0	5-4	2.91	80.1	26	39	0
East Total	4-2	4.47	56.1	28	24	0	30-21	2.82	433.2	156	247	0
1990 Totals	7-6	3.66	118.0	48	62	0	51-40	2.89	764.0	265	459	0
In April	0-0	1.64	11.0	2	9	0	11-12	4.33	166.1	80	89	0
May	1-3	2.60	27.2	8	15	0	16-16	3.12	254.0	88	173	1
June	3-0	4.59	33.1	17	19	0	16-10	4.16	268.0	124	152	0
July	0-2	4.50	18.0	9	12	0	12-12	3.85	238.1	102	150	0
Aug	3-0	2.89	18.2	6	5	0	17-17	4.14	261.0	120	149	0
Sept-Oct	0-1	5.79	9.1	6	2	0	23-12	2.71	289.0	87	171	0
Home	4-2	3.50	64.1	25	38	0	Ojeda's Career Game Highs Low Hit Game: 2, April 14, 1988 vs. Montreal Strikeouts: 10 (twice), last time, May 9, 1986 vs. Cincinnati					
Road	3-4	3.86	53.2	23	24	0						
Day	2-0	2.51	32.1	9	13	0						
Night	5-6	4.10	85.2	39	49	0						
Before ASG	4-3	3.68	73.1	30	43	0						
After ASG	3-3	3.63	44.2	18	91	0						
Career Winning Streak:												
6 games (twice), last time, June 5 - July 28, 1986												

MISCELLANEOUS STATISTICS

Year	PITCHING TOTALS					HITTING TOTALS							
	IBB	HB	WP	BK	HR	Avg.	AB	R	H	2B	3B	HR	RBI
1980	1	0	1	0	2								
1981	2	2	0	0	6								
1982	0	1	5	0	13								
1983	2	3	2	0	15								
1984	2	2	0	1	17								
1985	9	2	3	3	11								
1986	3	2	2	1	15	.113	71	3	8	0	0	0	0
1987	1	0	1	0	5	.071	14	3	1	0	0	0	0
1988	2	4	4	7	6	.164	61	0	10	1	0	0	3
1989	5	2	0	2	16	.106	66	3	7	0	0	0	0
1990	4	2	2	3	10	.133	30	2	4	1	0	0	1
ML Totals	31	20	20	17	116	.124	242	11	30	2	0	0	4

OJEDA'S CAREER TRANSACTIONS

- Signed as a free agent by Boston on May 20, 1978. Signed by Larry Flynn.
- Traded from Boston with pitchers Tom McCarthy, John Mitchell and Chris Bayer to New York Mets in exchange for pitchers Calvin Schiraldi and Wes Gardner and outfielders John Christensen and LaSchelle Tarver on November 13, 1985.
- Signed as a free agent by Los Angeles on December 15, 1990.

OJEDA'S GAME HIGHS

Hitting

Most Hits: 2, (four times), last time May 2, 1989 at Atlanta

Most RBI: 2, June 30, 1988 at Houston

DAN OPPERMAN

RIGHT-HANDED PITCHER

Birth date: November 13, 1968

Birthplace: Las Vegas, NV

Bats: Right **Throws:** Right

Height: 6-2 **Weight:** 175

M.L. Service: None

How Obtained: Dodgers' #1

selection in the June 1987

Free Agent Draft

63



1990 Notes: Spent the entire year at San Antonio where he posted a 12-8 record and a 3.41 ERA in 27 starts...led the staff with 12 wins and 27 starts...second on the squad with 96 strikeouts and 3rd with 155.2 innings pitched...completed three games...allowed a team-high 16 home runs...first full injury-free season...missed the entire 1987 and 1988 seasons due to two elbow surgeries...was on the 40-man roster during spring training but was optioned to San Antonio on March 30...has a 12-15 two-year record with a 3.45 ERA (83 ER/216.2 IP) in 46 games.

Minor League Notes: 1989 - Missed the entire 1987 and 1988 seasons due

to two elbow surgeries...completed his first season with a 0-7 record in 19 starts and a 3.54 ERA...pitched a total of 61 innings...was on a two-inning limit to start the season and allowed just three hits in 10 innings in four April starts...made his pro debut on April 7 vs. Osceola (Astros) and pitched two innings and did not allow a hit...due to his inning limit he was only eligible to receive a win in five of 19 starts...allowed just four earned runs in his first 21.0 innings (1.71 ERA)...midway through the season he suffered a strained rotator cuff and missed two weeks...allowed 20 earned runs in his last 40.0 innings (4.50 ERA)...had an 85-

pitch limit at the end of the season and went five or more innings in his last five starts...made 13 starts at Vero Beach and had a 2.76 ERA...allowed just four home runs.

Personal: Was the Dodgers' number one selection in the June 1987 Free Agent Draft...was one of the premier high school pitchers in Nevada...prepped at Valley High School in Las Vegas where he earned team MVP honors his

junior and senior years and was a first team all-conference player for three years...played at the varsity level all four years...member of the Olympic Festival team and was named Gatorade Player of the Year for Nevada in 1987...credits his brother David for supplying him with inspiration during the past three injury years...signed by Gib Bodet.

DAN CHARLES OPPERMAN

Year	Club	W-L	ERA	G	GS	CG	SHO	SV	IP	H	R	ER	BB	SO
1989	Vero Beach	0-7	3.54	19	19	0	0	0	61.0	51	26	24	23	35
1990	San Antonio	12-8	3.41	27	27	3	0	0	155.2	153	75	59	62	96

OPPERMAN'S CAREER TRANSACTIONS

• Selected by the Los Angeles Dodgers in the first round of the June 1987 Free Agent Draft.

HENRY RODRIGUEZ

OUTFIELDER

Birth date: November 8, 1967

Birthplace: Santo Domingo, DR

Bats: Left **Throws:** Left

Height: 6-1 **Weight:** 180

M.L. Service: None

How Obtained: Signed as a free agent on July 14, 1985

26



1990 Notes: Played at San Antonio the entire season and batted .291 with 28 home runs and 109 RBI and 129 games...led all of Double A hitters in home runs and RBI...played in left field...totaled 144 hits, second highest on the club behind Eric Karros...stole five bases in nine attempts...totaled 61 walks while striking out 66 times...was rated the second best prospect in the Texas League by Baseball America...batted .303 in June and was named the Topps Player of the Month...named Most Valuable Player of the Texas League...played for Licey in the Dominican Winter League and batted .316...homed in the first game of the Caribbean World Series in Miami.

Minor League Notes: 1989 – Played most of the year at Vero Beach

where he hit .284 in 126 games...totaled 10 home runs and 73 RBI and stole seven bases...finished the season at Bakersfield and was 2-for-9 in three games with one home run and two RBI. **1988** – Began the year at Santo Domingo and hit .381 in 19 games before joining the Salem ballclub...hit .289 for Salem in 72 games with a career-high 14 stolen bases. **1987** – First season in professional ball and batted .331 for Sarasota in 49 games.

Personal: Graduated from Liceo Republica de Paraguay in 1985 where he played baseball...was signed to his first contract by Ralph Avila and Eleodoro Arias...was assigned to Great Falls in 1986 but did not play...can play first base...resides in Santo Domingo, DR.

HENRY ANDERSON (LORENZO) RODRIGUEZ

Year	Club	Avg.	G	AB	R	H	2B	3B	HR	RBI	BB	SO	SB
1987	Sarasota	.331	49	148	23	49	7	3	0	15	16	15	3
1988	Santo Domingo	.381	19	21	9	8	2	0	0	10	10	6	4
	Salern	.289	72	291	47	84	14	4	2	38	21	42	14
1989	Vero Beach	.284	126	433	53	123	33	1	10	73	48	58	7
	Bakersfield	.222	3	9	2	2	0	0	1	2	0	3	0
1990	San Antonio	.291	129	495	82	144	21	9	28	109	61	66	5

RODRIGUEZ'S CAREER TRANSACTIONS

* Signed as a free agent, July 14, 1985

JUAN SAMUEL

OUTFIELDER

Birth date: December 9, 1960

Birthplace: San Pedro de Macoris, DR

Bats: Right **Throws:** Right

Height: 5-11 **Weight:** 170

M.L. Service: 8 years and 41 days

How Obtained: Traded from the New York Mets for pitcher Alejandro Pena and outfielder Mike Marshall on December 20, 1989



1990 Notes: Played in 143 games in his first season with the Dodgers and hit .242 with 13 home runs and 52 RBI...was the Dodgers' opening day center fielder...started 31 times before making the switch to second base on May 15...played 108 games at second, 101 games as a starter...was the Dodgers' leadoff batter in 36 of the first 39 games and hit .184 (27-for-147) with 14 runs and four RBI...was primarily used in the 7th spot of the order the remainder of the season and batted .263 (83-for-315)...his 38 stolen bases led the Dodgers and was 9th best in the league...stole 26 of 34 bases during April and May and 12 of 24 the remainder of the season...hit his first home run as a Dodger on April 10 at San Diego, a solo homer off Eric Show in the fifth inning in the Dodgers' 1-0 win...hit four of his 13 home runs against San Diego...stole two bases on April 12 at San Diego, his first time in 192 games and the first Dodger since Kirk Gibson stole two on Aug. 31, 1988 vs. Montreal...in all he stole two or more bases seven times...stole three bases on May 11 at New York, tying a career high set last time on April 28, 1985 vs. the Cubs...on May 15, after 164 straight

starts in center field, he played second base for the first time since Oct. 2, 1988...had a season-high four hits and three RBI on May 24 at Chicago in L.A.'s 15-6 win...totaled five, three-RBI games on the year...stole his 300th career base on May 26 at St. Louis...had a season-high 10-game hitting streak from May 24-June 2...suffered through an 0-for-33 streak in June, but broke the streak on June 22 at Cincinnati with a single in the 8th inning...hit .217 with six home runs and 22 RBI before the All-Star break...hit in 12 of next 18 games after the ASB and hit .250 for the month...on Aug. 10 at Atlanta he struck out for the 999th and 1,000th times in his career...hit two solo homers on Sept. 10 at San Diego, third time in his career he's hit two home runs in a game...he was the fifth Dodger in 1990 to reach double digits in homers...hit in 12 of his last 13 games (18-for-46) and batted .391 with two home runs and nine RBI...hit .376 in Sept./Oct...led all Dodger batters with 10 home runs against left-handed pitchers...batted .289 vs. LHP...L.A. was 36-15 in games he scored at least one run...totaled 34 multi-hit games including 30 two-hit games, second only to

Eddie Murray (43)...had 14 multi-RBI games...totaled 126 strikeouts, 5th highest in the league...struck out 100 times in the first 97 games and 26 times in the final 46 games...played over 100 games and totaled over 100 hits for the seventh straight season...last time he hit 13 or more home runs was in 1987 (28)...hit .375 (21-for-56) after a 2-0 count...ninth in the league with 38 steals and third in the N.L. with 20 caught stealing...committed 16 errors in 465 total chances (.972), 13 errors at second base...batted .467 (7-for-15) with the bases loaded with 12 RBI, 7th best in the league...hit .206 with runners in scoring position...below .300 for the first time in last three years.

Career Notes: He is one of four players to steal 30 or more bases in each of the last seven years...the other three are Rickey Henderson, Tim Lincecum and Brett Butler...in October (regular season) he is 28-for-71 (.394)...collected his 1,000th career hit on April 12, 1990 at San Diego...went to the plate for the 4,000th time on May 25, 1990 at St. Louis...played in his 1,000th game on June 24, 1990 at Cincinnati...has led off a game with a home run 14 times...he is a two-time All-Star...has struck out over 100 times seven straight seasons...led the N.L. in strikeouts from 1984-87 (four seasons), setting a major league record for most consecutive seasons...has stolen three bases in a game four times, last time on May 11, 1990 at New York...has stolen two bases in a game 37 times...has two grand slams, last time on Aug. 12, 1987 vs. Chicago off Ed Lynch...has two inside-the-park home runs, the first on Aug. 25, 1984 at Montreal, and the second on Aug. 25, 1985 at San Francisco off Jim Gott.

M.L. Career: 1989 - Batted .235 overall in 137 games while playing for the Phillies and Mets...was third in the N.L. with 42 stolen bases, tied with the Padres' Roberto Alomar...it was the first time since 1986 he had stolen more than 40 bases...was hit by a pitch 11 times, second in the N.L. behind Andres Galarraga of Montreal and Robby Thompson, each with 13...started his 6th season with the Phillies before being traded to the Mets for pitcher Roger McDowell and outfielder Len Dykstra on June 18...hit .246 with the Phillies in 51 games

with eight home runs and 20 RBI...was converted to a center fielder prior to the season after spending five seasons as the Phillies' everyday second baseman...started 50 games for the Phillies...started the season on the 15-day DL with a strained left hamstring...first game was April 19 as a pinch-hitter vs. the Mets...hit three home runs in a five-game span from May 3-7...last game as a Phillie was June 16 and he was 2-for-5 vs. New York...hit his 10th home run on Aug. 4 vs. Montreal...batted .200 with men in scoring position with 22 RBI but was 8-for-15 (.533) with a man at third and two outs...had 30 multi-hit games including 11 three-hit games...had seven multi-RBI games...hit a club-record four lead-off home runs for the Phillies...ended the season with a string of 11 straight stolen bases. **1988** - Led the Phillies in hits, total bases, RBI, stolen bases, doubles and triples...started 151 games at second base, one at third and three in the outfield (two games in center field, one in right)...his start at third base on July 4 at Atlanta was his first major league start at a position other than second base...had a 17-game hitting streak, his career high, from May 26 - June 13...batted .356 over the stretch (26-73), with six doubles, two triples, two homers and 16 RBI...hit three doubles in a game twice, both against the Mets, July 26 and Sept. 28...became the first Phillie player since Richie Allen in 1964 to hit three doubles in a game twice in one season...stole 14 consecutive bases to start the season, a career high, before being caught by San Diego's Benito Santiago...he had six straight to end the 1987 season to run the string to 20. **1987** - Hit 28 home runs, the most by a second baseman since 1979, when Bobby Grich hit 30 for California...the last second baseman with more HR was Davey Johnson when he set the record with 43 for Atlanta in 1973...fell two homers short of becoming the first middle infielder in history to have 30 homers and 30 steals...became only the fifth Phillie to ever reach 80 extra-base hits in a season...became only the third second baseman in history to reach 80...became the first player ever to reach double figures in doubles, triples, homers and stolen bases in his first four

years in the majors...named to the Associated Press All-Star Team and to The Sporting News' Silver Slugger Team, both for the first time...led the National League in triples (15), ranked second in total bases (329), tied for fourth in doubles (37), ranked fifth in hits (178), sixth in runs scored (113), eighth in RBI (100), 10th in home runs (28) and stolen bases (35)...broke Phillies records for home runs and RBI by a second baseman (set in 1953 by Granny Hamner with 21 homers and 92 RBI)...hit two home runs against the Astros on July 1 at Veterans Stadium, tying his career high...named to the National League All-Star Team for the second time...set an All-Star Game record for most putouts by a second baseman (7), at Oakland.

1986 - Became the first player in N.L. history to reach double figures in doubles, triples, home runs and stolen bases in his first three years in the majors...ranked among National League leaders in triples (2nd, 12), doubles (fifth, 36), and stolen bases (tied for fifth, 42)...broke the Phillies club record for career home runs by a second baseman, when he hit his 42nd career home run, a grand slam off the Cardinals' Todd Worrell...the homer broke Granny Hamner's record of 41...it was also Samuel's first career grand slam...hit two triples on June 5 at Montreal, tying his career high...scored four runs on July 20 at Cincinnati. **1985** - Led National League second basemen in games played with 159, and in putouts with 389...tied a major league record for assists by a second baseman with 12 against the Mets, April 20...tied a major league mark with seven at-bats in a game, June 11 against the Mets at Veterans Stadium...hit his second career inside-the-park home run, off San Francisco's Jim Gott, August 25 in Philadelphia. **1984** - Named The Sporting News Rookie Player of the Year and to The Sporting News All-Star Team...finished second to Dwight Gooden

for the Rookie of the Year honors from the Baseball Writers Association of America...also named as the second baseman on the Baseball Digest Rookie All-Star Team and Topps Rookie All-Star Team...named to the National League All-Star Team...did not play in the All-Star Game in San Francisco...tied for the National League lead with 19 triples and was second in the league with 72 stolen bases, breaking a Phillies club record which had stood for 78 years (Sherry Magee, 55 in 1906)...also broke the major league rookie stolen base record of 71, set by Tim Lincecum of the Expos in 1981...had 701 at-bats to lead the N.L. and set three records...broke the N.L. rookie record of 661, set by Ken Hubbs of the Cubs in 1962, broke the major league rookie mark of 679, set by Tigers' Harvey Kuenn in 1953, and set a new all-time N.L. record, breaking Dave Cash's mark of 699 set with the Phillies in 1975...amassed 310 total bases, third in the N.L....became only the fifth second baseman in 40 years with 300 total bases in a season...fell one RBI short of becoming the fifth player in history to have 70 RBI and 70 stolen bases in a season. **1983** - Called up from Portland of the Pacific Coast League (AAA) on August 24...started at second base the next day, with a triple in four at-bats at San Francisco...the triple, his first major league hit, came off Mark Davis...hit his first major league homer off Andy McGaffigan of the Giants, Sept. 2...named to the PCL All-Star Team while playing for Portland.

Minor League Notes: **1982** - Named to the Carolina League All-Star team, playing for Peninsula. **1981** - The all-star second baseman for Spartanburg of the South Atlantic League (A).

Personal: Attended Licey Puerto Rico High School, where he played baseball...hobbies include movies and music...played Little League...wife's name is Mery and they were married March 1, 1985.

ALL-STAR GAME STATISTICS

Year	Club, Site	Avg.	G	AB	R	H	2B	3B	HR	RBI	BB	SO	SB
1984	NL, S.F.					(selected, did not play)							
1987	NL, Oak.	.000	1	4	0	0	0	0	0	0	0	1	0

ADDITIONAL BATTING STATISTICS

Year	IBB	HP	SF	SH	CS	TB	Year	IBB	HP	SF	SH	CS	TB
1983	1	1	1	0	2	29	1987	5	5	6	0	15	329
1984	2	7	1	0	15	310	1988	5	12	5	0	10	239
1985	2	6	5	2	19	289	1989	2	11	2	2	12	178
1986	3	8	7	1	14	265	1990	5	5	5	5	20	188
ML Totals								25	55	32	10	107	1827

SAMUEL'S CAREER TRANSACTIONS

- Contract purchased by the Philadelphia Phillies from Escogido team of Dominican Winter League on April 29, 1980 and signed by Francisco Acevedo.
- Traded to the New York Mets on June 18, 1989 for pitcher Roger McDowell and outfielder Len Dykstra.
- Traded to the Los Angeles Dodgers from the New York Mets on December 20, 1989 for pitcher Alejandro Pena and outfielder Mike Marshall.

M I K E S C I O S C I A CATCHER

Birth date: November 27, 1958

Birthplace: Upper Darby, PA

Bats: Left **Throws:** Right

Height: 6-2 **Weight:** 220

M.L. Service: 10 years and 116 days

How Obtained: Dodgers' #1

selection in June 1976 Free

Agent Draft

14



1990 Notes: Played in 135 games and hit .264 in his 11th season with the Dodgers...had career highs in home runs (12) and RBI (66)...highest batting average since batting .265 in 1987...named to his second All-Star team and started in place of an injured Benito Santiago of the Padres...became the first Dodger catcher since Roy Campanella in 1954 to start an All-Star Game...started 124 games...totaled 10 errors in a league-high 910 total chances...also had a league-high 842 putouts for catchers...second straight year he's led all catchers in total chances and putouts...caught 32 of 132 runners trying to steal...threw out seven straight runners from April 16-27...committed 10 errors and had five passed balls...was behind the plate for 1,069 innings...L.A. was 70-54 when he started and pitchers had a combined 3.63 ERA...closed April with a five-game hitting streak and

batted .611 (11-for-18)...extended the streak to six games on May 1 vs. the Pirates...scored three runs on April 27 vs. the Cubs...it was the 4th time in his career...other three times were on April 23, 1988 at San Francisco, Sept. 23, 1987 at San Francisco and Aug. 26, 1981 at Pittsburgh...stole a base on May 23 at Chicago, his first since Sept. 23, 1987 at San Francisco...hit his 50th career home run on May 10 at Montreal off Dennis Martinez...had his first of two four-hit games on May 24 at Chicago, going 4-for-5 with a home run and a season-high four RBI...second time was a 4-for-4 night on Aug. 8 at Cincinnati...the four-hit games equalled a career high, now accomplished six times...was batting .263 at the All-Star break with eight home runs and 37 RBI...had a season-high seven-game hit streak from June 25-July 5...hit eight home runs in his first 61 games (133 at-bats)

and four in his last 74 games (302 at-bats)...tied a season and career high with four RBI in a game on Aug. 21 vs. Philadelphia...hit his 10th home run on Aug. 1 off Don Robinson of the Giants...hit his career-high 12th home run on Sept. 3 vs. Houston off Bill Gullickson...batted .311 (37-for-119) with runners in scoring position, .306 with two outs...hit .327 with a runner on third...hit .417 with the bases loaded, best among N.L. catchers and 10th best in the league...last year batted .204 with runners in scoring position and .154 with the bases full...had 17 multi-RBI games and 27 multi-hit games...stole four bases, his highest since seven in 1987...hit .457 vs. the Cubs...10 of his 12 home runs were solo shots...struck out only 31 times in 435 at-bats or once every 14 at-bats.

Career Notes: Played in over 100 games the last seven straight seasons...only 18 of his 57 home runs have been hit at Dodger Stadium...has 100 or more hits in four straight seasons...has thrown out 107 of 349 runners in the last three years...last time he was a pinch runner was on Sept. 30, 1988 vs. the Giants...hit his only two grand slams in 1989, the first on June 4 at Houston off Bob Forsch and the second on Aug. 8 vs. Atlanta off John Smoltz.

M.L. Career: 1989 - Completed his 10th season with the Dodgers and batted .250 in 133 games...started 121 games behind the plate...led all N.L. catchers with 822 putouts, 82 assists and 915 total chances and had just 11 errors...threw out 37 of 109 runners...was one of the Dodgers' top hitters at the start of 1989, batting .364 (8-for-22) in the first eight games...went to the plate for the 3,000th time on June 6 at Atlanta...hit his first grand slam on June 4 at Houston off Bob Forsch in L.A.'s 7-6 loss...played in his 1,000th game and collected his 800th career hit on June 27 vs. San Diego...named to the N.L. All-Star team and was batting .249 at the break...hit his second grand slam on Aug. 8 vs. Atlanta off John Smoltz...became the first Dodger to hit two grand slams in a season since Mike Marshall and Greg Brock in 1985...equalled his season-high five-game batting streak from Sept. 15-23 (7-for-16) hitting .438 during the streak...seven

multi-RBI games on the year...his four-RBI games were on June 6 at Atlanta, Aug. 8 vs. Atlanta and Sept. 25 vs. San Francisco...had 23 multi-hit games...had a season-high three hits on April 23 vs. the Giants...was 2-for-13 with bases loaded (.154) with 11 RBI...hit .204 (20-for-98) with runners in scoring position...had 52 walks, third highest on team...struck out once every 14.1 at-bats. **1988** - Put together another solid year behind the plate, batting .257 overall with three home runs and 35 RBI...his biggest hit of 1988 was most likely on a Sunday night in postseason play when he hit a two-run homer in the 9th inning off Doc Gooden on October 4 in Game 4 of the NLCS...the home run tied the score at 4-4 and the Dodgers went on to win 5-4 on Gibson's 12th inning blast...was impressive behind the plate, throwing out 38-of-111 runners...he totaled 818 chances behind the plate, 3rd most in the N.L....committed just nine errors for a .991 fielding percentage...started the campaign as the top hitter in the N.L., batting .404 (21-for-52) and at one point had a season-high nine-game hitting streak...still was a consistent hitter, totaling 23 multiple-hit games and had three or more hits seven times...final game-winning two-run homer in the regular season was Sept. 13 vs. the Braves, his first HR at Dodger Stadium...made his first career pinch-running appearance Sept. 30 vs. the Giants, replacing Steve Sax at first...struck out just 31 times in 408 at-bats or one every 13.2 at-bats...fifth straight season he played 100 or more games...played in 129 games and started 115 at catcher...suffered a knee injury in Game 4 of the World Series...had arthroscopic surgery in the off-season for partial removal of torn medial meniscus in right knee. **1987** - Played in a career-high 142 games and batted .265 with six homers and 38 RBI...set career highs with 461 at-bats and seven stolen bases and tied a career best with 26 doubles...struck out just 23 times in 461 at-bats...was on the DL from June 1-16 with a fractured middle finger on left hand when struck by a pitch during batting practice...matched career high with four hits April 21 at San Francisco. **1986** - Hit .251 on the year

in 122 games...injuries hampered him and was placed on the DL from June 10 - July 15 with torn membrane in right ankle while blocking the plate. **1985** - Became the Dodgers' regular catcher after platooning with Steve Yeager for four-plus years and he enjoyed one of his best seasons...batted a career-high .296 (full season) in 141 games and posted career bests with 47 runs, 127 hits, 26 doubles, three triples, seven home runs, 53 RBI and 77 walks...missed becoming the first Dodger catcher to hit .300 since Roy Campanella in 1955...led the team with a .324 clip with runners in scoring position. **1984** - It was the comeback year for Scioscia, rebounding from a career threatening injury to bat .273 in 114 games...had a career-high eight GWRBI...tossed out 39 percent of would-be stealers...led the club with a .328 runners-in-scoring-position average...missed 100 hits for the season by seven. **1983** - Season ended on May 14 in San Diego when he suffered a slight tear to the rotator cuff in his right shoulder while throwing out Alan Wiggins at second base...spent the remainder of 1983 rehabilitating the shoulder with Dodger therapist Pat Screnar...served as team's press box coach, positioning the defense as the "eye in the sky"...batted .314 in 12 games. **1982** - Hit a career-low .219 in his second full season with the Dodgers...played in 129 games and had five home runs and 38 RBI. **1981** - First full season with the Dodgers and batted an impressive .276 in 93 games...flirted with the .300 mark for most of the season...had a career-high 11-game hitting

streak...hit a home run in Game 1 of the NLCS vs. the Expos.

1980 - Played 54 games for the Dodgers and batted .254 with one home run and eight RBI...first big league hit was April 20 vs. Houston in his first at-bat (double)...first home run was July 6 vs. San Francisco off John Montefusco.

Minor League Notes: 1980 - Batted .331 in Albuquerque, appearing in just 52 games...was called up to Los Angeles where he batted .254 in 54 games. **1979** - Hit a minor league high .336 for the Dukes in 143 games...had three homers and 68 RBI...led the Pacific Coast League with 19 double plays.

1978 - Hit .299 in the Texas League with San Antonio in 58 games...led all catchers with 12 double plays. **1977** - Batted .253 with Clinton and appeared in 121 games.

1976 - First year in the minors and hit .278 with Bellingham in 46 games.

Personal: Graduated from Springfield High School in Pennsylvania where he played football, basketball and baseball...earned Player of the Year honors in baseball in 1975 and 1976 for all-area and All-Delaware County...from 1974 to 1976 was All-Suburban and All-Delaware County...was also all-area in football in 1975 and 1976...likes to play guitar...was married on January 26, 1985...he and his wife, Anne, have a son Matthew (9-20-88)...hosts a golf tournament for Casa Colina Hospital...active with 65 Roses, National Multiple Sclerosis Society, Centinela Hospital Foundation Children's Charity Fund Program and the National TEAM Public Service Announcement.

MICHAEL LORRI SCIOSCIA

Year	Club	Avg.	G	AB	R	H	2B	3B	HR	RBI	BB	SO	SB
1976	Bellingham	.278	46	151	25	42	6	0	7	26	36	22	2
1977	Clinton	.253	121	364	58	92	20	1	7	44	79	25	9
1978	San Antonio	.299	58	204	29	61	16	0	2	34	31	20	3
1979	Albuquerque	.336	143	461	80	155	34	0	3	68	73	33	5
1980	Albuquerque	.331	52	160	33	53	11	1	3	33	36	13	3
	Los Angeles	.254	54	134	8	34	5	1	1	8	12	9	1
1981	Los Angeles	.276	93	290	27	80	10	0	2	29	36	18	0
1982	Los Angeles	.219	129	365	31	80	11	1	5	38	44	31	2
1983	Los Angeles	.314	12	35	3	11	3	0	1	7	5	2	0
1984	Los Angeles	.273	114	341	29	93	18	0	5	38	52	26	2
1985	Los Angeles	.296	141	429	47	127	26	3	7	53	77	21	3
1986	Los Angeles	.251	122	374	36	94	18	1	5	26	62	23	3
1987	Los Angeles	.265	142	461	44	122	26	1	6	38	55	23	7
1988	Los Angeles	.257	130	408	29	105	18	0	3	35	38	31	0
1989	Los Angeles	.250	133	408	40	102	16	0	10	44	52	29	0
1990	Los Angeles	.264	135	435	46	115	25	0	12	66	55	31	4
ML Totals-11 years		.262	1205	3680	340	963	176	7	57	382	488	244	22

ADDITIONAL BATTING STATISTICS

Year	IBB	HP	SF	SH	CS	TB	Year	IBB	HP	SF	SH	CS	TB
1980	2	0	1	5	0	44	1986	4	3	4	6	3	129
1981	8	1	4	4	2	96	1987	9	1	2	4	4	168
1982	11	1	4	5	0	108	1988	12	0	3	3	3	132
1983	1	0	0	0	0	17	1989	14	3	1	7	2	148
1984	10	1	4	1	1	126	1990	14	3	4	1	1	176
1985	9	5	3	11	3	180							
ML Totals							94	18	30	47	19	1324	

SCIOSCIA'S CAREER TRANSACTIONS

- Selected by the Los Angeles Dodgers in 1st round of Free Agent Draft, June 8, 1976; signed on July 12, 1976 by John O'Neil.

M I K E S H A R P E R S O N

INFIELDER

Birth date: October 4, 1961

Birthplace: Orangeburg, SC

Bats: Right **Throws:** Right

Height: 6-3 **Weight:** 190

M.L. Service: 2 years and 74 days

How Obtained: Traded to the

Dodgers from Toronto for pitcher Juan Guzman on

September 21, 1987

27



1990 Notes: In his first full season with the Dodgers he batted .297 in 129 games with three home runs and 36 RBI, all career highs...he became the first L.A. Dodger to start at every infield position in one season...he totaled 91 starts, including 75 at third base, six at shortstop and five each at second base and first base...appeared as a pinch-hitter in 25 games and was 7-for-19 (.368) with three RBI...missed qualifying as one of the top pinch-hitters in the N.L. by one at-bat...his average would have placed him 4th highest in the league...put together a career-high six-game hitting streak from April 24-May 4...hit safely in 13 of 23 May games and batted .306 for the month...had his first of seven three-hit games (tying a career high) on May 12 at New York...on May 23 at Chicago he made his first major league start at first base in L.A.'s 4-3 win...started 14 games in June, batted .339 and had a .431 on-base percentage...batted a combined .343 (35-for-102) in June and July...reached the All-Star break with a .310 average in 60 games, 38 starts...started at shortstop on July 26 vs. Atlanta, went 3-for-3

in L.A.'s 8-1 win and became the first L.A. Dodger to start at every infield position in the same season...had just one hit in eight at-bats on July 27 vs. the Braves, but it was the game winner in the 12th inning of a Dodger 5-4 win...hit his first major league home run on Aug. 16 at New York off Ron Darling in a 4-1 Dodger loss...it broke a streak of 446 at-bats without a home run, the longest in the majors at that time...just 13 at-bats later, he hit a game-winning home run in the 9th inning off Terry Mulholland on Aug. 20 vs. the Phillies...hit his third home run in his last 55 at-bats on Sept. 2 at Montreal in a 12-5 Dodger win...also totaled a career-high three RBI...kept his overall average above .300 from June 23 to Sept. 30 (79 game span)...went 2-for-10 in October to finish at .297...totaled 15 stolen bases, 4th highest on the team...led the club with eight sacrifice hits...batted .322 vs. LHP, 9th highest in the league...posted a .396 on-base percentage vs. LHP, 10th best in the N.L....batted .351 in day games...hit .318 on grass and .221 on turf...totaled 28 multi-hit and

six multi-RBI games...batted .273 (24-for-88) with 30 RBI with runners in scoring position...hit .324 with less than two out and runners in scoring position...was 4-for-11 (.364) with nine RBI with the bases loaded.

Career Notes: In his previous two years with the Dodgers he was a combined 6-for-37 (.162) as a pinch-hitter...has 33 multi-hit games as a Dodger...batting .400 against the Braves with seven RBI...all three home runs are vs. the East...did not have a stolen base with the Dodgers until swiping 15 in 1990 including a career-high two on Aug. 12 at Atlanta...has started 97 games for L.A., 76 games at third, nine at second, seven at shortstop and five at first.

M.L. Career: 1989 – Started the season at Albuquerque...had his contract purchased on May 9...played two games in May before being outrighted back to Albuquerque on May 23...rejoined the Dodgers on Aug. 7 and collected his first hit of the season on Aug. 9 vs. Atlanta...was 3-for-11 (.273) in August, all at-bats in a pinch-hitting role...made his first start on Sept. 10 at San Diego and was 2-for-4 with two RBI...had a bases loaded 9th inning walk on Sept. 16 vs. Atlanta in the Dodgers' 1-0 win...only other start was in the final game of the season on Oct. 1 in Atlanta and again was 2-for-4 with two doubles and two RBI...hit .250 overall in 27 games for the Dodgers...was 3-for-15 (.200) as a pinch-hitter. **1988** – Appeared in 46 games and batted .271 with the Dodgers...was recalled from Albuquerque on May 22...batted .750 (3-for-4) in May...optioned back to Albuquerque on July 25...before being optioned, he started two games in June and appeared in 17 for the month and batted .308...had his only extra-base hit on June 16 vs. Atlanta...was recalled on Aug. 18 and played in four games before being optioned to Bakersfield at the end of the month...one day later he was with the team in New York and appeared in 18 games in Sept. and batted .222...was 2-for-3 with a season-high two RBI on Sept. 24 at San Francisco...had three multi-hit games on the year...was 3-for-22 (.136) as a pinch-hitter...appeared as a starter in four games,

two at second base and one each at third base and shortstop...appeared in two NLCS games with one at-bat and one RBI. **1987** – Obtained by the Dodgers from Toronto Blue Jays on Sept. 21 for minor league pitcher Juan Guzman...started 1987 season as starting second baseman for the Blue Jays and hit .208 with nine RBI in 32 games...finished season with Syracuse of International League, where he played third base and hit .299 with five home runs and 26 RBI...joined the Dodgers and started seven games at third base and three at second...hit in seven of the 10 games...had two hits, first as Dodger, in 3-1 win Sept. 26 vs. San Diego...played winter baseball for Santurce of Puerto Rico Winter League.

Minor League Notes: 1989 – Played in 98 games for the Dukes and hit .309 with 25 extra-base hits and 48 RBI...played at second 56 times, third base 38 times and 12 games at shortstop...made 14 errors...batted .362 in May and hit .303 at home. **1988** – Started the season at Albuquerque and batted .319 in 56 games...joined the Dodgers on July 25, was sent back briefly and returned with L.A. on Aug. 18...was optioned to Bakersfield for one day to make room on the roster and returned with the expanded roster on Sept. 1. **1987** – Was with Syracuse at mid-year and batted .299 in 88 games. **1986** – Played the entire season at Syracuse and batted .289 in 133 games...hit four home runs and totaled 45 RBI while stealing 17 bases...named to International League All-Star team...named Syracuse MVP. **1985** – Led the International League second basemen in putouts with 286 and total chances with 666...also led the league in triples (7), at-bats (535), hits (155) and runs (86)...batted .289 (10th best) in 134 games...Minor League Player of the Month in August. **1984** – Was named to the Southern League All-Star team after leading Knoxville in at-bats (542), runs (86), doubles (25) and triples (7)...won the batting title with a .304 average, was the team MVP and was named Baseball America's A.L. top prospect. **1983** – Played with Kinston of the Carolina League (A) where he batted .266 with five home runs and 41 RBI...on DL in Aug. and

Sept. with broken right foot.
1982 – Turned professional with Florence (A) of the South Atlantic League and hit .255 in 111 games with three home runs and 33 RBI.
Personal: Graduated from South De Kalb Junior College in 1981...was

one of three players to be twice named as the R. Howard award winner as the Blue Jays' minor league MVP...was married on Jan. 5, 1984...wife's name is Diane... they have a son, Michael Jr. (5-3-84).

MICHAEL TYRONE SHARPERSON

Year	Club	Avg.	G	AB	R	H	2B	3B	HR	RBI	BB	SO	SB
1982	Florence	.255	111	326	51	83	16	1	3	33	59	59	28
1983	Kinston	.266	90	361	55	96	8	1	5	41	39	65	20
1984	Knoxville	.304	140	542	86	165	25	7	4	48	48	66	20
1985	Syracuse	.289	134	535	86	155	19	7	1	59	71	75	14
1986	Syracuse	.289	133	519	86	150	18	9	4	45	69	67	17
1987	Toronto	.208	32	96	4	20	4	1	0	9	7	15	2
	Syracuse	.299	88	338	67	101	21	5	5	26	40	41	13
	Los Angeles	.273	10	33	7	9	2	0	0	1	4	5	0
1988	Albuquerque	.319	56	210	55	67	18	2	0	30	31	25	19
	Los Angeles	.271	46	59	8	16	1	0	0	4	1	12	0
1989	Albuquerque	.309	98	359	81	111	15	7	3	48	66	46	17
	Los Angeles	.250	27	28	2	7	3	0	0	5	4	7	0
1990	Los Angeles	.297	129	357	42	106	14	2	3	36	45	39	15
AL Totals-1 year		.208	32	96	4	20	4	1	0	9	7	15	2
NL Totals-4 years		.289	212	477	59	138	20	2	3	46	55	63	15
ML Totals-4 years		.276	244	573	63	158	24	3	3	55	62	78	17

SHARPERSON VS. NATIONAL LEAGUE

	1990					Career				
	AVG.	AB	H	HR	RBI	AVG.	AB	H	HR	RBI
vs. West										
Atlanta	.400	45	18	0	6	.400	55	22	0	7
Cincinnati	.280	50	14	0	3	.250	60	15	0	3
Houston	.250	28	7	0	2	.220	41	9	0	2
Los Angeles	-	-	-	-	-	-	-	-	-	-
San Diego	.229	35	8	0	6	.250	80	20	0	10
San Francisco	.250	40	10	0	5	.273	55	15	0	9
West Total	.288	198	57	0	22	.278	291	81	0	31
vs. East										
Chicago	.333	24	8	0	1	.296	27	8	0	1
Montreal	.095	21	2	1	3	.115	26	3	1	3
New York	.471	34	16	1	2	.435	46	20	1	2
Philadelphia	.300	40	12	1	4	.311	45	14	1	5
Pittsburgh	.250	20	5	0	1	.238	21	5	0	1
St. Louis	.300	20	6	0	3	.333	21	7	0	3
East Total	.308	159	49	3	14	.307	186	57	3	15
1990 Totals	.297	357	106	3	36	.289	477	138	3	46
In April	.276	29	8	0	3	.276	29	8	0	3
May	.306	62	19	0	5	.328	67	2	0	5
June	.339	56	19	0	9	.329	82	27	0	11
July	.348	46	16	0	4	.333	51	17	0	4
Aug	.282	85	24	2	6	.270	100	27	2	8
Sept-Oct	.253	79	20	1	9	.250	148	37	1	21
Home	.308	195	60	1	19	Sharperson's Career Game Highs Most Hits: 3 (8 times), last time, Aug. 16, 1990 at New York Most RBI: 3, Sept. 2, 1990 at Montreal Most HR: 1, (3 times), last time, Sept. 2 1990 at Montreal				
Road	.284	162	46	2	17					
Day	.351	97	34	2	18					
Night	.277	260	72	1	18					
Before ASG	.310	155	48	0	18					
After ASG	.287	202	58	3	18					
vs. RHP	.262	149	39	2	19					
vs. LHP	.322	208	67	1	17					
Pinch Hit	.368	19	7	0	3					

Career Hit Streak:

6 games from 9/11 – 9/21/90

LEAGUE CHAMPIONSHIP SERIES STATISTICS

Year	Club, Opp.	Avg.	G	AB	R	H	2B	3B	HR	RBI	BB	SO	SB
1988	L.A. vs. Mets	.000	2	1	0	0	0	0	0	1	1	0	0

ADDITIONAL BATTING STATISTICS

Year	IBB	HP	SF	SH	CS	TB	Year	IBB	HP	SF	SH	CS	TB
1987	1	1	0	1	1	37	1989	1	0	1	1	1	10
1988	0	1	1	2	1	17	1990	6	1	3	8	6	133
ML Totals							8	3	5	12	9	197	

SHARPERSON'S CAREER TRANSACTIONS

- Selected by the Pittsburgh Pirates in 41st round of Free Agent Draft, June 5, 1979.
- Selected by the Montreal Expos in secondary phase of Free Agent Draft, January 8, 1980.
- Selected by the Detroit Tigers in 4th round of Free Agent Draft, January 13, 1981.
- Selected by the Toronto Blue Jays in secondary phase of Free Agent Draft, June 8, 1981.
- Purchased by the Los Angeles Dodgers from the Syracuse club of International League, September 21, 1987 in return of Juan Guzman's contract.

ZAKARY SHINALL

RIGHT-HANDED PITCHER

Birth date: October 14, 1968

Birthplace: St. Louis, MO

Bats: Right **Throws:** Right

Height: 6-4 **Weight:** 220

M.L. Service: None

How Obtained: Dodgers' #29 selection in the June 1987 Free Agent Draft



54

1990 Notes: In his fourth season of professional baseball, he recorded a 6-3 record and a 3.55 ERA at San Antonio...appeared in 20 games, 15 as a starter...was on the 40-man roster during spring training but was optioned to San Antonio on March 30...pitched 91.1 innings and totaled 41 walks and 43 strikeouts...allowed just two home runs...has a 19-20 record in four professional seasons with a 3.65 ERA (130 ER/320.2 IP)...was 5-1 at home with a 3.59 ERA and was 1-2 on the road with a 3.50 ERA...was 0-1 in relief with a 7.20 ERA and was 6-2 as a starter with a 3.34 ERA...was on the disabled list three times, twice with elbow tendinitis (May 27-June 7 and Sept. 7 to the end of the season) and a hand injury (June 23-July 19).

Minor League Notes: 1989 - Spent the entire season at Vero Beach where he was 5-7 in 47 games with seven saves and a 2.51 ERA...primarily

a starter his first two seasons, moved to the bullpen for most of 1989...was 2-6 in 43 relief appearances...was 4-3 with a 1.70 ERA at Vero Beach in 27 outings...walked just 29 batters in 86.0 innings in 1989 compared to 104 walks in 113.0 innings in 1988...due to injuries to several starters, he moved to the starting rotation in late August...was 3-1 as a starter with a 0.96 ERA in August and had a 1.39 overall ERA in seven games...had one complete game.

1988 - Was 7-8 at Bakersfield with a 4.22 ERA in 28 games...started 19 and had one complete game and one shutout. **1987** - First season with the Dodgers and was 1-2 at Sarasota with a 5.04 ERA in eight games, six as a starter...fanned 29 in 30.1 innings.

Personal: Pitched at nearby El Camino Junior College where he earned all-conference honors...was signed by Bobby Darwin.

ZAKARY SEBASTIEN SHINALL

Year	Club	W-L	ERA	G	GS	CG	SHO	SV	IP	H	R	ER	BB	SO
1987	Sarasota	1-2	5.04	8	6	0	0	0	30.1	27	17	17	15	29
1988	Bakersfield	7-8	4.22	28	19	1	1	0	113.0	89	65	53	104	63
1989	Vero Beach	5-7	2.51	47	4	1	0	7	86.0	71	32	24	29	69
1990	San Antonio	6-3	3.55	20	15	0	0	0	91.1	93	44	36	41	43

SHINALL'S CAREER TRANSACTIONS

- Dodgers 29th selection in the June 1987 Free Agent Draft.

G R E G S M I T H

INFIELDER

Birth date: April 5, 1967

Birthplace: Baltimore, MD

Bats: Both **Throws:** Right

Height: 5-11 **Weight:** 170

M.L. Service: 86 days

How Obtained: Traded from the Chicago Cubs for infielder Jose Vizcaino on December 14, 1990

21



1990 Notes: Opened the season with the Cubs when major league rosters were expanded to 27 players for the first month of the season... appeared in 18 games and hit .205 with five RBI for the Cubs...played in five April games and was hitless in two at-bats before being optioned on April 30 to Iowa (AAA) of the American Association... returned to the Cubs in Sept. and appeared in 13 games, including nine starts, five at shortstop and four at second base...made his first major league start on Sept. 7 vs. St. Louis and was 1-for-4 with a double, his first major league extra-base hit...had a career-high three RBI on Sept. 16 at St. Louis... hit in a career-high three straight games (Sept. 14-16) and was 5-for-12...hit .222 left-handed (8-for-36) and is 10-for-40 (.250) lifetime...was 1-for-8 batting right-handed and is 1-for-9 lifetime...he is 1-for-3 lifetime as a pinch-hitter...in 105 games at Iowa, he batted .291 with five homers, 44 RBI and 26 steals...his batting average was 10th best in the league...had a 14-game hitting streak from Aug. 19-Sept. 2 and hit .417 (25-for-60)... started at shortstop for the first time since 1987, starting 96 games...also started seven games at third base...made 18 total errors.

M.L. Career: 1989 – Was a Sept. call-

up and made his major league debut on Sept. 2 at Atlanta as a defensive replacement...collected his first major league hit on Sept. 27 at Montreal in the 5th inning off Rich Thompson...was 2-for-3 with two RBI on the day.

Minor League Notes: 1989 – Finished 4th in the Southern League (AA) with a .296 average at Charlotte... ranked 5th with 138 hits...played in 126 games and posted career highs in batting average, at-bats (467), hits (138) and RBI (64)...led league second basemen in putouts (253), assists (348), total chances (621) and double plays (59)...was a midseason and postseason all-star and was selected to the Topps/National Association Class AA All-Star team. **1988** – Was selected midseason and postseason Carolina League (A) All-Star at Winston-Salem in his first season as a starting second baseman...tied for 3rd in the league with a career-high 52 stolen bases...sprained his left knee turning a double play at second base June 5 and missed five weeks before returning July 8. **1987** – Played at Peoria where he was a midseason Midwest League All-Star...tied for a league high with 189 putouts for shortstops. **1986** – Made his professional debut at Wytheville of the Appalachian League (Rookie).

Los Angeles Dodgers

126

Personal : Graduated from Gleneig High School in Maryland in 1985 ...was an all-state performer three years...was a second team All-

America selection as a senior... played winter ball during the past offseason...he is single.

GREG ALAN SMITH

Year	Club	Avg.	G	AB	R	H	2B	3B	HR	RBI	BB	SO	SB
1985	Wytheville	.235	61	179	28	42	6	2	0	15	20	27	8
1986	Peoria	.253	53	170	24	43	6	3	2	26	18	45	9
1987	Peoria	.270	124	444	69	120	23	5	6	56	62	96	26
1988	Winston-Salem	.280	95	351	62	101	12	2	4	29	46	50	52
1989	Charlotte	.296	126	467	59	138	23	6	5	64	42	54	38
	Chicago (NL)	.400	4	5	1	2	0	0	0	2	0	0	0
1990	Iowa	.291	105	398	54	116	19	1	5	44	37	57	26
	Chicago (NL)	.205	18	44	4	9	2	1	0	5	2	5	1
ML Totals-2 years		.224	22	49	5	11	2	1	0	7	2	5	1

SMITH VS. NATIONAL LEAGUE

	1990					Career				
	AVG.	AB	H	HR	RBI	AVG.	AB	H	HR	RBI
vs. West										
Atlanta						.000	1	0	0	0
Cincinnati	-	-	-	-	-	-	-	-	-	-
Houston	-	-	-	-	-	-	-	-	-	-
Los Angeles	-	-	-	-	-	-	-	-	-	-
San Diego	-	-	-	-	-	-	-	-	-	-
San Francisco	-	-	-	-	-	-	-	-	-	-
West Total	-	-	-	-	-	.000	1	0	0	0
vs. East										
Chicago	-	-	-	-	-	-	-	-	-	-
Montreal	.333	6	2	0	1	.444	9	4	0	3
New York	.000	1	0	0	0	.000	2	0	0	0
Philadelphia	.050	20	1	0	0	.050	20	1	0	0
Pittsburgh	.000	1	0	0	0	.000	1	0	0	0
St. Louis	.375	16	6	0	4	.375	16	6	0	4
East Total	.205	44	9	0	5	.229	48	11	0	7
1990 Totals	.205	44	9	0	5	.225	49	11	0	7
In April	.000	2	0	0	0	.000	2	0	0	0
May	-	-	-	-	-	-	-	-	-	-
June	-	-	-	-	-	-	-	-	-	-
July	-	-	-	-	-	-	-	-	-	-
Aug	-	-	-	-	-	-	-	-	-	-
Sept-Oct	.214	42	9	0	5	.234	47	11	0	7
Home	.176	17	3	0	1	Smith's Career Game Highs Most Hits: 2, (3 times), last time on Sept. 16, 1990 at St. Louis Most RBI: 3, Sept. 16, 1990 at St. Louis				
Road	.222	27	6	0	4					
Day	.211	19	4	0	4					
Night	.200	25	5	0	1					
Before ASG	.000	2	0	0	0					
After ASG	.214	42	9	0	5					
vs. RHP	.222	36	8	0	5					
vs. LHP	.125	8	1	0	0					
Pinch Hit	.500	2	1	0	0					
Career Hit Streak: 3 games (twice), last time, 9/14 - 9/16/90										

ADDITIONAL BATTING STATISTICS

Year	IBB	HP	SF	SH	CS	TB	Year	IBB	HP	SF	SH	CS	TB
1989	0	0	0	0	0	2	1990	0	0	1	1	0	13
M.L. Total							0	0	1	1	0	15	

SMITH'S CAREER TRANSACTIONS

- Selected by the Chicago Cubs in the 2nd round of the June 1985 Free Agent Draft
- Traded to Los Angeles from the Chicago Cubs for infielder Jose Vizcaino on December 14, 1990.

D A R R Y L S T R A W B E R R Y

OUTFIELDER

Birth date: March 12, 1962

Birthplace: Los Angeles, CA

Bats: Left **Throws:** Left

Height: 6-6 **Weight:** 200

M.L. Service: 7 years and 150 days

How Obtained: Signed as a free agent on November 8, 1990



44

1990 Notes: In his eighth season with the Mets he batted .277 with 37 home runs and a career-high 108 RBI...his RBI total established a Mets club record...previous record was held by Rusty Staub in 1975 and Gary Carter in 1988, each with 105 RBI...became the first player in Mets' history to record 100 or more RBI in a season three times...totaled 104 RBI in 1987 and 101 in 1988...was among the league leaders in home runs (2nd with 37), fielding percentage among right fielders (2nd with .989), home runs per at-bat (1st with one home run per 14.65 at-bats), RBI per at-bat (3rd with one RBI per 5.0 at-bats), RBI (5th with 108), slugging percentage (9th with .518), intentional walks (9th with 15) and total bases (10th with 281)...hit in 14 of 19 games in April and batted .288 for the month...hit two home runs in April, the first of the season on April 18 vs. the Cubs...hit five homers in May, 10 in June, eight in July, four in August and eight in Sept./Oct....on June 8 vs. the Pirates he hit two homers, drove in three runs in a Mets 7-1 win...it was his 21st multi-home run game in his career...he hit his fourth home run in three days on June 10 vs. Pittsburgh and added four RBI in the Mets 8-3 win over the Bucs...for the week he hit .417 with four home runs and nine RBI and was named N.L. Player of the Week...put together a career-high 18-game hitting streak from June 8-29 and hit .412 with eight multi-hit games and raised his average from .256 to .300 during the stretch...it tied for the third longest hitting streak in the league...it was also the longest Mets hitting streak since Hubie Brooks' club record

24-game streak from May 1-June 1, 1984...totaled 11 RBI in eight games from June 12-23...hit solo home runs off Mark Portugal and Xavier Hernandez at Shea on July 3 vs. Houston, giving him 22 multi-home run games in his career...hit his 20th home run on July 4 vs. the Astros...in a three-game period from July 3-5, he hit four home runs and nine RBI...was batting .306 at the All-Star break with 21 home runs and 56 RBI...participated in his seventh All-Star Game on July 10 at Wrigley Field...went 0-for-1 in the game and gunned down Cleveland's Julio Franco in a 1-0 American League win...hit his 25th home run on July 25 at Philadelphia, a blast to straight away center measuring some 469 feet...hit a grand slam on Aug. 30 at Shea off the Giants' Francisco Oliveras and had a season-high five RBI...recorded his 1,000th major league hit (a double off the Giants' Jeff Brantley) on Sept. 1 at Shea...on Sept. 11 he hit a two-run homer in the bottom of the 9th to give the Mets a 10-8 win over the Cards...had a day to remember on Sept. 13 at Shea, throwing out Barry Bonds at the plate in the top of the 4th and hitting a three-run homer in the bottom of the frame, giving him 100 RBI for the season, becoming the first Met to record 100 or more RBI three times in a career...hit .345 (19-for-55) with a runner at third...hit .304 (45-for-148) with runners in scoring position with 12 home runs and 74 RBI...was 3-for-8 (.375) with the bases loaded with a home run and eight RBI...hit .244 vs. LHP with nine home runs and batted .298 vs. RHP with 28 home runs and 79

RBI...second in the league with a .593 slugging percentage vs. RHP ...fifth in the N.L. with a .530 slugging percentage in the cleanup slot...hit 10 homers with two strikes on him...had an incredible month of June, batting .376 with 10 home runs, 27 RBI, 17 walks, a .477 on-base percentage, and a .731 slugging percentage in 26 games...struck out 110 times, 8th highest in the league...had 10 assists...was the seventh toughest N.L. player to double-up, one GIDP per 108.4 at-bats.

Career Notes: Is the all-time Mets leader in home runs (252), RBI (733), extra-base hits (469) and runs scored (662)...his 252 career home runs ranks 90th on the all-time major league list, tied with Joe Torre and Bobby Murcer...has totaled 171 homers in the last five years, tops among all active players...has 252 in last 10 years, 5th highest among active players ...in his last five years he has totaled 483 RBI, 5th among active players...has played in seven straight All-Star Games...has hit 30 or more homers in three of the last four years and over 25 homers all eight years...has three 100 RBI seasons...has stolen 20 or more bases five times, last time in 1988...has four career grand slams, last time on Aug. 30, 1990...other three grand slams were on Oct. 5, 1986 vs. Pittsburgh off Ray Krawczyk, July 20, 1985 vs. Atlanta off Steve Bedrosian and April 28, 1985 vs. Pittsburgh off Mike Bielecki...hit 123 home runs at Shea, 129 on the road...has homered in his first at-bat of the year three times, last time on April 4, 1988 at Montreal off Dennis Martinez...other two years are 1987 and 1984...has hit two inside-the-park home runs, last time on May 3 at Shea off the Reds' Jose Rijo...first inside-the-park homer was on June 17, 1984 against Bruce Sutter in St. Louis...stole a career-high three bases on July 19, 1983 at Cincinnati...has stolen two or more bases in a game 27 times, last time July 17, 1990 at Houston...scored a career-high five runs in a game on Aug. 16, 1987 at Chicago in a 23-10 Mets win...last time he played center field was on Sept. 7, 1985 at Los Angeles...batting .225 (39-for-173) with six home runs and 20 RBI at Dodger Stadium.

M.L. Career: 1989 - Hit 29 home runs,

6th best in the league...also finished 10th in the league in extra-base hits (56) and slugging percentage (.466)...hit 200th home run on June 9 at Pittsburgh off Doug Drabek...hit home runs in three straight games from July 19-21, all at Shea...suffered a fracture of the small toe of his right foot when hit by the Expos' Kevin Gross in the 1st inning on June 19...selected to start in his sixth straight All-Star Game on July 11 in Anaheim...did not play because of a foot injury...had two multi-home run games giving him 20 in his career.

1988 - Finished second in the voting for the N.L. Most Valuable Player Award with 236 votes...Kirk Gibson won with 272 points...it was the highest total by a Met since Tom Seaver had 243 points in 1969...led the league with 39 home runs, tying a club record he set in 1987...named to start the All-Star Game for the fifth year in a row at Cincinnati...voted to The Sporting News Silver Slugger Team and the Sporting News' N.L. All-Star team. **1987** - Became a member of baseball's prestigious 30-homer, 30-steal club, joining Howard Johnson as the only pair of 30-30 teammates in baseball history...established club records for homers (39), slugging percentage (.583), total bases (310), extra-base hits (76) and runs scored (108)...tied a club record with 97 walks...voted to start the All-Star Game, becoming the first N.L. player to be selected as an All-Star starter in each of his first four complete major league seasons...hit his first career pinch-hit homer on June 6 against the Pirates' Doug Drabek...was the N.L. Player of the Month for Sept. **1986** - Was the top vote getter in the majors for the All-Star Game in Houston with 1,619,511 votes...became the first N.L. player to be selected as an all-star in each of his first three full major league seasons...Joe DiMaggio, Tony Oliva and Rod Carew were honored in the A.L.... had a career-high five hits and the 17th in Mets history on April 30 at Atlanta...hit two homers and totaled five RBI to lead all players in the NLCS vs. Houston. **1985** - In his 25th game of the year, he suffered a tear of the inner ulnar collateral ligament of the right thumb when he made a diving catch of Juan Samuel's sinking

liner in the 3rd inning on May 11 at Shea...had surgery two days later to repair the ligaments by Dr. Richard Eaton and Dr. James Parkes...was activated on June 28...voted to the All-Star Game on July 16 at Minnesota...hit his second grand slam of the year on July 20 against the Braves and totaled a career-high seven RBI...hit three homers on Aug. 5 vs. the Cubs, the third player in Mets history...Gary Carter equaled the feat on Sept. 3 at San Diego. **1984** - Played center field for the first time in his major league career on April 4 at Cincinnati...overall he played 10 games in center, 10 starts...tied a club record with three doubles against the Cubs on May 1...was the starting right fielder in the All-Star Game at San Francisco on July 10. **1983** - Was selected the N.L. Rookie of the Year by the BBWAA...received 18 of a possible 24 first place votes...also named The Sporting News N.L. Rookie of the Year...started the year at Tidewater...collected his first major league hit and RBI on May 8 vs. the Reds, a run-scoring single in the 8th inning off Ben Hayes...was 0-for-11 prior to the hit...on May 16, in his 27th big league at-bat, he hit his first major league home run, a two-run homer in the 5th inning off Lee Tunnell of the Pirates in Pittsburgh.

Minor League Notes: 1983 - Started the

season with Tidewater before joining the Mets on May 4...hit .333 in 16 games. **1982** - Named the Texas League Most Valuable Player...led the league with 34 homers, 100 walks and a .604 slugging average...the 34 homers was a Jackson franchise record...promoted to Tidewater after the playoffs. **1981** - Played at Lynchburg where he hit .255 in 123 games with 13 home runs and 78 RBI. **1980** - First year in professional ball...played at Kingsport and singled to center in his first pro at-bat.

Personal: Born in Los Angeles and prepped at nearby Crenshaw High School where he started in basketball and baseball...hit .371 with four homers as a junior and five homers as a senior...helped Crenshaw capture the city championship...championship game was played at Dodger Stadium where he hit a home run over the center field wall in the title game...his brother Michael was drafted by the Dodgers in June of 1980...very active in local charity work for children...along with his good friend Eric Davis of the Reds, holds a charity softball tournament every year at Palm Springs to help raise money for Cerebral Palsy...wife's name is Lisa and they have two children, Darryl Jr. (6) and a daughter, Diamond (3)...active with Childhelp USA.

DARRYL EUGENE STRAWBERRY

Year	Club	Avg.	G	AB	R	H	2B	3B	HR	RBI	BB	SO	SB
1980	Kingsport	.268	44	157	27	42	5	2	5	20	20	39	5
1981	Lynchburgh	.255	123	420	84	107	22	6	13	78	82	105	31
1982	Jackson	.283	129	435	93	123	19	9	34	97	100	145	45
1983	Tidewater	.333	16	57	12	19	4	1	3	13	14	18	7
	New York (NL)	.257	122	420	63	106	15	7	26	74	47	128	19
1984	New York (NL)	.251	147	522	75	131	27	4	26	97	75	131	27
1985	New York (NL)	.277	111	393	78	109	15	4	29	79	73	96	26
1986	New York (NL)	.259	136	475	76	123	27	5	27	93	72	141	28
1987	New York (NL)	.284	154	532	108	151	32	5	39	104	97	122	36
1988	New York (NL)	.269	153	543	101	146	27	3	39	101	85	127	29
1989	New York (NL)	.225	134	476	69	107	26	1	29	77	61	105	11
1990	New York (NL)	.277	152	542	92	150	18	1	37	108	70	110	15
ML Totals-8 years		.263	1109	3903	662	1025	187	30	252	733	580	960	191

"IRON MAN" WINS FIVE IN SIX DAYS

In 1900, "Iron Man" Joe McGinnity won five games in six days for Brooklyn.

STRAWBERRY VS. NATIONAL LEAGUE

	1990					Career				
	AVG.	AB	H	HR	RBI	AVG.	AB	H	HR	RBI
vs. West										
Atlanta	.191	47	9	2	7	.263	327	86	25	64
Cincinnati	.132	38	5	4	4	.257	307	79	23	54
Houston	.317	41	13	5	8	.242	297	72	19	52
Los Angeles	.225	40	9	2	5	.192	291	56	10	33
San Diego	.256	43	11	3	6	.279	290	81	20	58
San Francisco	.313	48	15	2	11	.235	302	71	14	45
West Total	.241	257	62	18	41	.245	1814	445	111	306
vs. East										
Chicago	.283	53	15	3	8	.270	408	110	22	68
Montreal	.333	60	20	3	14	.313	416	130	31	89
New York	—	—	—	—	—	—	—	—	—	—
Philadelphia	.328	58	19	3	13	.274	416	114	28	94
Pittsburgh	.239	46	11	8	18	.252	397	100	34	96
St. Louis	.338	68	23	2	14	.279	452	126	26	80
East Total	.309	285	88	19	67	.278	2089	580	141	427
1990 Totals	.277	542	150	37	108	.263	3903	1025	252	733
In April	.288	66	19	2	9	.303	485	147	32	82
May	.214	84	18	5	10	.222	625	139	32	89
June	.376	93	35	10	27	.274	555	152	40	120
July	.247	97	24	8	21	.263	738	194	50	150
Aug	.265	102	27	4	18	.235	766	180	41	125
Sept-Oct	.270	100	27	8	23	.290	734	213	57	167
Home	.254	268	68	24	67	Strawberry's Career Game Highs Most Hits: 5, April 30, 1986 at Atlanta Most RBI: 7, July 20, 1985 vs. Atlanta Most HR: 3, Aug. 5, 1985 at Chicago Most Stolen Bases: 3, July 19, 1983 at Cincinnati				
Road	.299	274	82	13	41					
Day	.302	179	54	8	37					
Night	.264	363	96	29	71					
Before ASG	.306	271	83	21	56					
After ASG	.247	271	67	16	52					
vs. RHP	.298	325	97	28	79					
vs. LHP	.244	217	53	9	29					
Pinch Hit	.000	5	0	0	1					
Career Hit Streak: 18 games, 6/8 – 6/29/90										

LEAGUE CHAMPIONSHIP SERIES STATISTICS

Year	Club, Opp.	Avg.	G	AB	R	H	2B	3B	HR	RBI	BB	SO	SB
1986	N.Y. vs. Hou.	.227	6	22	4	5	1	0	2	5	3	12	1
1988	N.Y. vs. L.A.	.300	7	30	5	9	2	0	1	6	2	5	0
LCS Totals		.269	13	52	9	14	3	0	3	11	5	17	1

WORLD SERIES STATISTICS

Year	Club, Opp.	Avg.	G	AB	R	H	2B	3B	HR	RBI	BB	SO	SB
1986	N.Y. vs. Bos.	.208	7	24	4	5	1	0	1	1	4	6	3

ALL-STAR GAME STATISTICS

Year	Club, Site	Avg.	G	AB	R	H	2B	3B	HR	RBI	BB	SO	SB
1984	N.Y., S.F.	.500	1	2	0	1	0	0	0	0	0	1	0
1985	N.Y., Minn.	1.000	1	1	2	1	0	0	0	0	1	0	1
1986	N.Y., Hou.	.500	1	2	0	1	0	0	0	0	0	1	0
1987	N.Y., Oak.	.000	1	2	0	0	0	0	0	0	0	0	0
1988	N.Y., Cin.	.250	1	4	0	1	0	0	0	0	0	1	0
1989	N.Y., Cal.	(selected, but did not play)											
1990	N.Y., Chi.	.000	1	1	0	0	0	0	0	0	0	1	0
ASG Totals		.333	6	12	2	4	0	0	0	0	1	4	1

ADDITIONAL BATTING STATISTICS

Year	IBB	HP	SF	SH	CS	TB	Year	IBB	HP	SF	SH	CS	TB
1983	9	4	2	0	6	215	1987	13	7	4	0	12	310
1984	15	0	4	1	8	244	1988	21	3	9	0	14	296
1985	13	1	3	0	11	219	1989	13	1	3	0	4	222
1986	9	6	9	0	12	241	1990	15	4	5	0	8	281
M.L. Total							108	26	39	1	75	2028	

STRAWBERRY'S CAREER TRANSACTIONS

- Mets first selection (No. 1 pick in the nation) in the June 1980 Free Agent Agent Draft.
- Signed as a free agent by the Los Angeles Dodgers on Nov. 8, 1990.

CAREER LEADERS-HOME RUNS

LAST TEN YEARS

1. Dale Murphy	299
2. Eddie Murray	268
3. Mike Schmidt	265
4. Andre Dawson	260
5. Darryl Strawberry	252
6. Darrell Evans	251
T7. Lance Parrish	225
T7. Cal Ripken, Jr.	225
T9. Tom Brunansky	224
T9. Dave Winfield	224

LAST FIVE YEARS

1. Darryl Strawberry	171
2. Jose Canseco	160
3. Mark McGwire	156
4. Eric Davis	148
5. Joe Carter	147
6. Glenn Davis	144
T7. George Bell	141
T7. Andre Dawson	141
T7. Dale Murphy	141
T10. Kent Hrbek	135
T10. Kevin Mitchell	135

CAREER LEADERS-RBI

LAST TEN YEARS

1. Eddie Murray	975
2. Dale Murphy	923
3. Andre Dawson	908
4. Darrell Evans	903
5. Harold Baines	900
6. Dave Winfield	890
7. Cal Ripken, Jr.	828
8. Dave Parker	822
9. George Brett	820
10. Robin Yount	811

LAST FIVE YEARS

1. Joe Carter	545
2. George Bell	529
3. Jose Canseco	512
4. Darrell Evans	494
5. Darryl Strawberry	483
6. Kirby Puckett	481
T7. Andre Dawson	471
T7. Don Mattingly	471
9. Ruben Sierra	470
10. Gary Gaetti	465

FERNANDO VALENZUELA

LEFT-HANDED PITCHER

Birth date: November 1, 1960

Birthplace: Navojoa, Sonora, Mexico

Bats: Left **Throws:** Left

Height: 5-11 **Weight:** 202

M.L. Service: 10 years and 27 days

How Obtained: Purchased from Puebla of the Mexican League, July 6, 1979

34



1990 Notes: In his 11th year with the Dodgers, he was 13-13 with a 4.59 ERA in 33 starts...second straight year he won 10 or more games and 9th time in his career...most starts since taking the mound 34 times in 1987...pitched 204 innings, third highest on team behind Mike

Morgan (211) and Ramon Martinez (234.1)...it marked the 7th time in his career he threw 200 or more innings...made 3,440 total pitches, 5th highest in the league...his 13 wins were second highest on the club and his most since winning 14 in 1987...allowed 104 earned

runs, tops in the N.L. and had 13 wild pitches, 2nd in the league ...totaled five complete games, his best since hurling 12 in 1987...also added two shutouts, a personal best since blanking opponents three times in 1986...dropped his first two decisions to the Padres (April 11) and Giants (April 16) before winning 5-0 on April 27 vs. Chicago in his 4th start...it was a four-hit, complete game shutout victory, striking out four without a walk...it was his first shutout since July 17, 1987 vs. Pittsburgh (71 starts) and first complete game without a walk since April 10, 1983 vs. Montreal (227 starts)...in his next outing he pitched a 6-2 complete game win over the Pirates on May 2 in Los Angeles, marking the first time he threw back-to-back complete games since Sept. of 1987...at the end of May he was 4-4 with a 4.09 ERA in 10 starts...on May 14 he hit his 8th career home run, a third inning shot off Kevin Gross of Montreal who had homered in the top of the inning...was 4-3 after his win on May 24 at Chicago, his first winning record since July 31, 1987 when he was 9-8...started his 300th career game on June 15 vs. the Padres, a 3-1 loss where he pitched eight-plus innings in a no-decision...struck out his 1,700th career batter on June 19 in a Dodger 5-1 win...on Friday, June 29 vs. St. Louis at Dodger Stadium, he threw his first career no-hitter, getting Pedro Guerrero to hit into a game-ending double play...he struck out seven and walked three...couldn't steal the sports headlines for the day because Oakland ace Dave Stewart pitched a no-hitter earlier the same day at Toronto...Valenzuela's gem was the 4th on the year, first by a N.L. pitcher and one of eight on the year...it was the first Dodger no-hitter since June 20, 1980 by Jerry Reuss at San Francisco and first at Dodger Stadium since July, 20, 1970 by Bill Singer vs. the Phillies...it was the 7th by an L.A. Dodger pitcher and 19th in Dodger history...was named Player of the Week...was 8-8 with a 3.97 ERA in his first 21 starts...won a season-high three straight from August 18-29, was 4-2 with a 3.79 ERA in August and was 12-10 with a 3.93 ERA on the year through August...struck out a season-high eight on August 2

at San Francisco in 6.0 innings...pitched his 4th complete game on August 8 at Cincinnati in a Dodger 4-2 win...allowed a two-run homer to Chris Sabo in the first inning before shutting down the Reds the rest of the way...walked a season-high seven men on August 23 vs. the Mets...won his 13th game on Sept. 14 at Cincinnati, pitching his 5th complete game in a Dodger 10-4 win and cutting the Reds' lead to 5.5 games...L.A. was 16-17 in his starts...pitched seven or more innings 13 times and L.A. was 10-3...pitched six or more innings 21 times...never lost more than two straight...allowed a home run in 16 of 33 starts...left-handers hit .315 (41-for-130) with four home runs and right-handers hit .268 with 15 home runs...had a 3.07 ERA after five days rest and a 5.53 ERA after four days rest...Dodgers averaged 5.6 runs per start, 4th best support for N.L. pitchers...his 5.73 ERA on the road was the highest for N.L. starters...allowed two earned runs or less in 16 starts...had a 2.11 ERA (23 ER/98 IP) in his 13 wins and a 7.62 ERA (55 ER/65 IP) in his 13 losses...had seven no-decisions and a 5.71 ERA (26 ER/41 IP)...recorded a hit in 16 games, three multi-hit games, batted a career high .304 (21-for-69) with one home run and a career-high 11 RBI and was 2-for-2 as a pinch-hitter...had a pinch-hit double on June 6 vs. Atlanta.

Career Notes: Has 141 career wins and needs seven more to move past Claude Osteen and into 7th place on the all-time list...his 116 losses are 8th most in club history...is 5th all-time with 1,759 strikeouts and 7th with 29 shutouts...in the last 10 years he has 139 wins, 4th best among active pitchers; 1,759 strikeouts, second only to Nolan Ryan of Texas (2,199) and a 3.24 ERA, tied for 4th among active hurlers...has struck out 10 or more batters in a game 29 times, last time August 30, 1987 vs. Montreal...fanned a career-high 15 on May 23, 1984 at Philadelphia; 14 or more twice, last time Sept. 6, 1986 at Philadelphia; 13 once on August 25, 1987 at New York and 12 three times, last time April 22, 1987 at San Francisco...has tossed seven two-hitters, last time Aug. 12, 1989 at San Francisco...has five three-hitters, last time July 2, 1985 vs. the Reds and

has thrown 11 four-hitters, last time April 27, 1990 vs. the Cubs... started 255 straight games from Opening Day 1981 to July of 1988...named N.L. Pitcher of the Month three times, last time in July, 1985...named N.L. Player of the Week three times, last time in July of 1990...has won one Gold Glove in 1986.

M.L. Career: 1989 – Rebounded from shoulder problems and posted a 10-13 record and a 3.43 ERA... started 31 games and had three complete games...he was 0-5 with a 4.22 ERA in his first 10 starts, but the Dodgers averaged only two runs per start...was 4-0 in consecutive starts from June 7 to June 24 and had a 4.00 ERA...it marked the first time he had won two straight since June of 1988, three straight since April of 1987 and four straight since July-August of 1986...won his first game on June 7 at Atlanta, a 5-4 decision in 6.1 innings worked...it was his first win in 20 starts, dating back to June 14, 1988 at Atlanta...in his 4th setback, a 2-0 loss at St. Louis on July 15, he had his first complete game since June 8, 1988 vs. Houston and it was his 100th career...August proved to be his best month, winning four of six starts with a 2.14 ERA...from Aug. 6 to Sept. 7 he was 5-1 with two complete games and a 2.47 ERA (51 IP – 14 ER)...pitched his second complete game on Aug. 12 with a two-hit 5-1 win at San Francisco...he was 10-9 with a 2.96 ERA (156.1 IP – 53 ER) in his last 23 starts...reached the 7th inning in 15 of 31 starts...struck out a season-high eight batters twice, last time on Sept. 12 vs. Cincinnati...walked 15 in a month four times and totaled 98 on the year, second in the N.L. behind Ken Hill of St. Louis who tallied 99...was 6-5 after the All-Star Game with a 2.90 ERA...one of three Dodgers to win 10 or more games in 1989 and had the second most starts behind Hershiser's 33...batted .182, tying Hershiser for team high honors among pitchers...had four multi-hit games...batted .286 in June (4-for-14) and .333 in August (5-for-15)...was 2-2 in one-run decisions...was 2-for-4 with bases loaded with four RBI...had five errors to lead the staff...played first base for the first time in his career on June 3 in the 22-inning

game at Houston. **1988** – Was the Dodgers' opening day pitcher on April 4 vs. San Francisco...had his first of three complete games on April 14 in a 2-0 loss at San Diego...had a season-high 11 strikeouts on May 11 at Pittsburgh in a no-decision...won his last game of 1988 on June 14 at Atlanta, winning 5-4 in 7.0 innings worked...final complete game was June 8 vs. Houston, winning 11-1 in Los Angeles...had his shortest career start on June 25 at Cincinnati, pitching just two-thirds of an inning...struggled through July with a 0-3 record and on July 30 vs. Houston, he had to leave the game after 4.2 innings worked with shoulder problems...was placed on the DL for the first time in his career on July 31 with a stretched anterior capsule in the left shoulder...also the first time he missed his turn in the starting rotation since becoming a starter Opening Day in 1981 (255 starts)...underwent an extensive rehabilitation program to build muscle in the shoulder...made a September 26 start at San Diego and pitched 3.0 innings and allowed two runs, one earned...came back on Oct. 1 vs. San Francisco and notched his second career save in 4.0 innings and allowed one unearned run...had career lows in games started (22), innings pitched (142.1) complete games (3) and strikeouts (64)...finished the year 5-8 with a career-high 4.24 ERA and one save...did not appear in postseason play. **1987** – Was 14-14 and tied for N.L. high honors with 12 complete games...finished 3rd in the N.L. with 251.0 innings pitched, 4th with 190 strikeouts and 8th with 14 wins...won five of his last eight decisions...set a L.A. record with 124 walks and had career highs in hits (254), earned runs (111), home runs (25) and wild pitches (14)...had his 100th career win on April 12, a 7-5 win over the Giants...was the second youngest Dodger to win 100 games at age 26 years, five months...Don Drysdale was 26 and one month in 1962...hit 7th career home run September 5 off Ron Darling of the Mets, his first since 1985. **1986** – Was 21-11 and his career-high 21 wins led the N.L....it was his first 20-win season...became the 26th Dodger to win 20 or more games in a

season...led the majors with a career-high 20 complete games, the most since Sandy Koufax's 27 in 1966...was 2nd in the league with 269.1 innings pitched and 2nd with a career-high 242 strikeouts...tied for 3rd in the N.L. with three shutouts and was 10th with his 3.14 ERA...was runner-up to Houston's Mike Scott in Cy Young balloting...N.L. Gold Glove winner, 2nd Dodger pitcher to win award (Andy Messersmith, 1974-75). Tied Carl Hubbell's All-Star Game record with five straight strikeouts. **1985** - Set major league record by not allowing an earned run at the start of the season for 41.1 innings, breaking the Dodger mark of 29 set by Wheeler Dell in 1916 and major league record of 40.2 over six games by Hooks Wiltzie of the New York Giants...was N.L. Pitcher of the Month for April...had a career-high nine-game winning streak...was 17-10 with a career-best 2.45 ERA...was 2nd in the league in complete games (14), 3rd in innings pitched (272.1) and shutouts (5), 4th in strikeouts (208) and 10th in wins (17). **1984** - Finished 12-17, his first losing season in the majors...posted a 3.03 ERA in 34 games...finished second in the N.L. in innings pitched (261), strikeouts (240) and complete games (12)...his 3.03 ERA was 10th best in the league...had a career-high 15 strikeouts on May 23 at Philadelphia...hit three home runs...pitched two shutouts. **1983** - Was 15-10 with a 3.75 ERA in 35 games, all as a starter...was 2nd in the league with four shutouts...won the Silver Bat for N.L. pitchers...was among N.L. leaders in complete games, strikeouts, innings pitched and wins. **1982** - Finished third in Cy Young voting with a 19-13 record and a 2.87 ERA...started a career-high 37 games and pitched a career-best 285.0 innings...his 19 wins were 2nd best in the N.L. along with his 285.0 innings pitched and 18 complete games...played left field and right field in 21-inning game at Chicago on Aug. 17-18, a suspended game the Dodgers won, 2-1...hit first major league home run Aug. 25 at St.

Louis off Steve Mura. **1981** - Became the first player to capture Rookie of the Year and Cy Young awards in same season...was 13-7 in his first full season with the Dodgers...was selected major league Player of the Year by The Sporting News...started the All-Star Game for the N.L....subbed for Jerry Reuss as opening day pitcher and blanked Houston 2-0 on five hits...won eight straight to start the season including seven complete games and a 0.50 ERA...led the N.L. in complete games (11), shutouts (8), innings pitched (192.1) and strikeouts (180)...tied the major league record for shutouts by a rookie set by Ewell Russell of the 1913 Chicago White Sox...was the first rookie to lead the league in strikeouts...had longest consecutive scoreless innings streak in N.L., throwing 36 straight scoreless innings...his 2.48 ERA was 7th best in the league. **1980** - Promoted to Los Angeles on Sept. 10 and did not allow an earned run in 17.2 innings, all in relief...counting his San Antonio streak, he pitched 52.2 consecutive scoreless innings...was 2-0 with the Dodgers with one save in 10 games...struck out 16 in 17.2 innings.

Minor League Notes: 1980 - Was 13-9 with San Antonio in 27 games, 25 as a starter...posted a 3.10 ERA...threw 11 complete games and four shutouts. **1979** - Was 1-2 with Lodi, has first year in professional ball...pitched in three games, all as a starter, and posted a 1.13 ERA...started the season in the Mexican League with Yucatan where he was 10-12 with a 2.49 ERA.

Personal: Enjoys spending time with his family in Los Angeles and Mexico...active with the "Be Smart Stay in School" program that rewards youngsters with perfect attendance...has five brothers and six sisters...built a home for his parents in Mexico...signed by Mike Brito...wife's name is Linda...married on December 29, 1981...they have four children, Fernando Jr. (9-30-82), Ricardo (3-19-84), Linda (4-18-86), and Maria (1-1-91).

FERNANDO ANGUAMEA VALENZUELA

Year	Club	W-L	ERA	G	GS	CG	SHO	SV	IP	H	R	ER	BB	SO
1978	Guanajuato	5-6	2.23	16	13	6	0	1	93.0	88	46	23	46	91
1979	Yucatan	10-12	2.49	26	26	12	2	0	181.0	157	68	50	70	141
	Lodi	1-2	1.13	3	3	0	0	0	24.0	21	10	3	13	18
1980	San Antonio	13-9	3.10	27	25	11	4	0	174.0	156	70	60	70	162
	Los Angeles	2-0	0.00	10	0	0	0	1	17.2	8	2	0	5	16
1981	Los Angeles	13-7	2.48	25	25	11	8	0	192.1	140	55	53	61	180
1982	Los Angeles	19-13	2.87	37	37	18	4	0	285.0	247	105	91	83	199
1983	Los Angeles	15-10	3.75	35	35	9	4	0	257.0	245	122	107	99	189
1984	Los Angeles	12-17	3.03	34	34	12	2	0	261.0	218	109	88	106	240
1985	Los Angeles	17-10	2.45	35	35	14	5	0	272.1	211	92	74	101	208
1986	Los Angeles	21-11	3.14	34	34	20	3	0	269.1	226	104	94	85	242
1987	Los Angeles	14-14	3.98	34	34	12	1	0	251.0	254	120	111	124	190
1988	Los Angeles	5-8	4.24	23	22	3	0	1	142.1	142	71	67	76	64
1989	Los Angeles	10-13	3.43	31	31	3	0	0	196.2	185	89	75	98	116
1990	Los Angeles	13-13	4.59	33	33	5	2	0	204.0	223	112	104	77	115
ML Totals-11 years		141-116	3.31	331	320	107	29	2	2348.2	2099	981	864	915	1759

VALENZUELA VS. NATIONAL LEAGUE

	1990						Career						
	W-L	ERA	IP	ER	SO	SV	W-L	ERA	IP	ER	SO	SV	
vs. West													
Atlanta	0-1	12.19	10.1	14	8	0	19-8	4.07	249.2	113	177	0	
Cincinnati	2-3	5.40	33.1	20	15	0	10-13	4.07	249.2	113	175	0	
Houston	1-1	5.64	22.1	14	13	0	16-11	2.71	256.0	77	194	0	
Los Angeles	-	-	-	-	-	-	-	-	-	-	-	-	
San Diego	0-1	3.47	23.1	9	19	0	15-12	3.10	261.1	90	184	1	
San Francisco	1-3	5.32	22.0	13	18	0	16-20	2.98	299.1	99	263	1	
West Total	4-9	5.66	111.1	70	73	0	76-64	3.37	1316.0	492	993	2	
vs. East													
Chicago	3-1	3.41	29.0	11	14	0	9-9	4.32	143.2	69	104	0	
Montreal	2-1	2.37	19.0	5	11	0	13-7	3.01	191.1	64	114	0	
New York	1-0	2.57	7.0	2	0	0	9-10	3.54	180.1	71	144	0	
Philadelphia	1-0	6.75	9.1	7	2	0	12-7	2.87	144.1	46	132	0	
Pittsburgh	1-1	4.73	13.1	7	4	0	9-7	2.66	149.0	44	113	0	
St. Louis	1-1	1.20	15.0	2	11	0	13-12	3.13	224.0	78	159	0	
East Total	9-4	3.30	92.2	34	42	0	65-52	3.24	1032.2	372	766	0	
1990 Totals	13-13	4.59	204.0	104	115	0	141-116	3.31	2348.2	864	1759	2	
In April	1-2	3.12	26.0	9	17	0	24-19	2.39	379.2	101	278	0	
May	3-2	4.79	35.2	19	17	0	26-17	3.33	397.0	147	302	0	
June	2-2	3.21	42.0	15	31	0	24-22	3.93	387.1	169	264	0	
July	2-2	4.73	32.1	17	17	0	21-20	3.66	371.2	151	261	0	
Aug	4-2	3.79	38.0	16	21	0	26-19	3.36	378.0	141	323	0	
Sept-Oct	1-3	8.40	30.0	28	12	0	20-19	2.81	435.0	155	331	2	
Home	8-5	3.75	117.2	49	61	0	Valenzuela's Career Game Highs No-Hitter: June 29, 1990 vs. St. Louis SO: 15, May 23, 1984 at Philadelphia						
Road	5-8	5.73	86.1	55	54	0							
Day	1-2	6.88	17.0	13	12	0							
Night	12-11	4.38	187.0	91	103	0							
Before ASG	6-7	3.82	110.2	47	67	0							
After ASG	7-6	5.50	93.1	57	48	0							
Career Win Streak:													
9 games in 1985													

DIVISION CHAMPIONSHIP SERIES STATISTICS

Year	Club, Opp.	W-L	ERA	G	GS	CG	SHO	SV	IP	H	R	ER	BB	SO
1981	L.A. vs. Hst.	1-0	1.06	2	2	1	0	0	17.0	10	2	2	3	10

LEAGUE CHAMPIONSHIP SERIES STATISTICS

Year	Club, Opp.	W-L	ERA	G	GS	CG	SHO	SV	IP	H	R	ER	BB	SO
1981	L.A. vs. Mtl.	1-1	2.40	2	2	0	0	0	15.0	10	4	4	5	10
1983	L.A. vs. Phil.	1-0	1.13	1	1	0	0	0	8.0	7	1	1	4	5
1985	L.A. vs. St. L.	1-0	1.88	2	2	0	0	0	14.1	11	3	3	10	13
1988	L.A. vs. Mets								(did not play)					
LCS Totals		3-1	1.93	5	5	0	0	0	37.1	28	8	8	19	28

WORLD SERIES STATISTICS

Year	Club, Opp.	W-L	ERA	G	GS	CG	SHO	SV	IP	H	R	ER	BB	SO
1981	L.A. vs. N.Y.	1-0	4.00	1	1	1	0	0	9.0	9	4	4	7	6
1988	L.A. vs. Oak.								(did not play)					
WS Totals		1-0	4.00	1	1	1	0	0	9.0	9	4	4	7	6

ALL-STAR GAME STATISTICS

Year	Club, Site	W-L	ERA	G	GS	CG	SHO	SV	IP	H	R	ER	BB	SO
1981	NL, Cleve.	0-0	0.00	1	1	0	0	0	1.0	2	0	0	0	0
1982	NL, Mtl.	0-0	0.00	1	0	0	0	0	0.2	0	0	0	2	0
1983	NL, Chi. (AL)								(selected, did not play)					
1984	NL, S.F.	0-0	0.00	1	0	0	0	0	2.0	2	0	0	0	3
1985	NL, Minn.	0-0	0.00	1	0	0	0	0	1.0	0	0	0	1	1
1986	NL, Hst.	0-0	0.00	1	0	0	0	0	3.0	1	0	0	0	5
ASG Totals		0-0	0.00	5	1	0	0	0	7.2	5	0	0	3	9

MISCELLANEOUS STATISTICS

Year	PITCHING TOTALS					HITTING TOTALS								
	IBB	HB	WP	BK	HR	Avg.	AB	R	H	2B	3B	HR	RBI	
1980	0	0	0	1	0	.000	1	0	0	0	0	0	0	
1981	4	1	4	0	11	.250	64	3	16	0	1	0	7	
1982	12	2	4	0	13	.168	95	6	16	0	0	1	9	
1983	10	3	12	1	16	.187	91	5	17	3	0	1	9	
1984	4	2	11	1	14	.190	79	5	15	3	0	3	7	
1985	5	1	10	1	14	.216	97	7	21	2	0	1	7	
1986	5	1	13	0	18	.220	109	5	24	4	0	0	7	
1987	4	4	14	1	25	.141	92	4	13	1	0	1	8	
1988	4	0	7	1	11	.182	44	2	8	2	0	0	1	
1989	6	2	6	4	11	.182	66	3	12	2	0	0	6	
1990	4	0	13	1	19	.304	69	8	21	5	0	1	11	
ML Totals		58	16	94	11	152	.202	807	48	163	22	1	8	72

VALENZUELA'S CAREER TRANSACTIONS

- Purchased from Puebla of the Mexican League, July 6, 1979.

VALENZUELA'S GAME HIGHS

Hitting

Most Hits: 3, April 27, 1981 vs. San Francisco

Most RBI: 3, (twice) last time, June 8, 1983 at Atlanta

Most Home Runs: 1, (8 times) last time, May 14, 1990 vs. Montreal

GREAT DODGER MOMENTS OF THE 1960s

Dodger Stadium opening in 1962...Sandy Koufax's 18 strikeouts in 1962 game vs. Cubs...Maury Wills' 104 steals in 1962...Tommy Davis' batting titles in 1962 and 1963...Koufax's perfect game in 1965...Don Drysdale's 58 consecutive scoreless inning streak in 1968...Willie Davis' 31-game hitting streak in 1969...Ted Sizemore's Rookie of the Year season in 1969.

DAVE WALSH

LEFT-HANDED PITCHER

Birth date: September 25, 1960

Birthplace: Arlington, MA

Bats: Left **Throws:** Left

Height: 6-1 **Weight:** 185

M.L. Service: 54 days

How Obtained: Signed as a free agent on January 27, 1989



51

1990 Notes: Made it to the big leagues with the Dodgers after spending seven-plus years in the minors (1982-90)...started the year at Albuquerque (AAA) where he was 6-0 with a 2.61 ERA and 12 saves...finished 3rd in the Rolands Relief award balloting for minor league pitchers with 48 points... had his contract purchased from Albuquerque on August 11... pitched 20 games for the Dodgers and went 1-0 with a 3.86 ERA in 20 relief appearances...struck out 15 in 16.1 innings...made his major league debut on Aug. 13 at Atlanta and allowed two runs in 2.0 innings pitched during a 9-5 Dodger loss...first major league batter faced was Jeff Blauser...gave up his first and only home run of 1990 to Darryl Strawberry on Aug. 14 at New York...earned his first major league save on Aug. 30 at Philadelphia in a 3-2 win...tallied his first major league win on Oct. 2 vs. San Diego in a Dodger 8-7, 10-inning win...only allowed a run in four of his 20 outings...stranded 15 of 22 inherited runners...first batters hit .235 (4-for-17)...left-handed batters hit .222 and right-handers hit .257.

Minor League Notes: 1989 - Split time at San Antonio and Albuquerque where he went a combined 3-8

with two saves in 44 games in his first season with the Dodger organization. 1988 - Missed the entire season. 1987 - Last season with the Blue Jays' organization and was 2-4 with a 5.43 ERA in 24 games, eight as a starter for Knoxville. 1986 - Split time at Ventura (A) and Knoxville (AA) and was 8-3 in 26 games including 11 starts. 1985 - Had a career-high 11 wins for Knoxville in 38 games, 25 as a starter...also added three complete games and one shutout. 1984 - Played for three teams (Syracuse (AAA), Knoxville and Kinston (A)) and was a combined 6-10 in 35 games. 1983 - Was 10-2 for Florence (A) with a 3.33 ERA in a career-high 41 games and only three as a starter...had 90 strikeouts in 100 innings. 1982 - After finishing his college career at U.C. Santa Barbara, pitched at Medicine Hat (R) and was 1-2 in 13 games with a 5.54 ERA.

Personal: Went to Korea in December to conduct baseball clinics for a Christian ministry...played at U.C. Santa Barbara where he earned all-conference honors and helped lead the Gauchos to their first NCAA Division I appearance...signed by Mike Brito...resides in Woodland Hills, CA....he is single.

GREAT DODGER MOMENTS OF THE 1970s

Bill Singer's no-hitter in 1970...Wes Parker hits for the cycle in 1970...Joe Ferguson's pinpoint throw in the 1974 World Series...Davey Lopes' consecutive stolen base mark in 1975...Ron Cey's 29 RBI in April 1977...Bill Russell's game-winning hit in 1978 NLCS...Rookie Bob Welch striking out Reggie Jackson in an unforgettable moment of the 1978 World Series...Manny Mota's record-breaking pinch-hit in 1979...Rick Sutcliffe's Rookie of the Year season in 1979.

DAVID PETER WALSH

Year	Club	W-L	ERA	G	GS	CG	SHO	SV	IP	H	R	ER	BB	SO
1982	Medicine Hat	1-2	5.54	13	0	0	0	2	26.0	35	30	16	18	22
1983	Florence	10-2	3.33	41	3	1	1	3	100.0	95	53	37	34	90
1984	Syracuse	1-1	6.52	9	4	0	0	0	29.0	40	23	21	15	15
	Knoxville	5-8	3.25	23	19	4	1	0	119.0	111	54	43	64	60
	Kinston	1-1	2.25	3	0	0	0	1	8.0	8	2	2	2	9
1985	Knoxville	11-8	4.50	38	25	3	1	0	154.0	147	89	77	89	103
1986	Ventura	6-3	5.19	15	9	0	0	0	59.0	65	41	34	26	43
	Knoxville	2-0	5.59	11	2	0	0	0	219.0	30	21	18	32	15
1987	Knoxville	2-4	5.43	24	8	0	0	0	68.0	72	52	41	46	42
1989	San Antonio	2-6	3.72	38	0	0	0	2	55.2	4	26	23	30	63
	Albuquerque	1-2	5.00	6	6	0	0	0	27.0	27	15	15	17	18
1990	Albuquerque	6-0	2.61	47	0	0	0	12	62.0	50	21	18	31	66
	Los Angeles	1-0	3.86	20	0	0	0	1	16.1	15	12	7	6	15
ML Totals-1 year		1-0	3.86	20	0	0	0	1	16.1	15	12	7	6	15

WALSH VS. NATIONAL LEAGUE

	1990						Career					
	W-L	ERA	IP	ER	SO	SV	W-L	ERA	IP	ER	SO	SV
vs. West												
Atlanta	0-0	9.00	2.0	2	3	0	0-0	9.00	2.0	2	3	0
Cincinnati	0-0	0.00	1.2	0	1	0	0-0	0.00	1.2	0	1	0
Houston	0-0	8.10	3.1	3	7	0	0-0	8.10	3.1	3	7	0
Los Angeles	-	-	-	-	-	-	-	-	-	-	-	-
San Diego	1-0	0.00	3.1	0	2	0	1-0	0.00	2.1	0	2	0
San Francisco	0-0	0.00	0.2	0	1	0	0-0	0.00	0.2	0	1	0
West Total	1-0	4.09	11.0	5	14	0	1-0	4.09	11.0	5	14	0
vs. East												
Chicago	-	-	-	-	-	-	-	-	-	-	-	-
Montreal	0-0	0.00	1.1	0	0	0	0-0	0.00	1.1	0	0	0
New York	0-0	3.00	3.0	1	1	0	0-0	3.00	3.0	1	1	0
Philadelphia	0-0	9.00	1.0	1	0	1	0-0	9.00	1.0	1	0	1
Pittsburgh	-	-	-	-	-	-	-	-	-	-	-	-
St. Louis	-	-	-	-	-	-	-	-	-	-	-	-
East Total	0-0	3.38	5.1	2	1	1	0-0	3.38	5.1	2	1	1
1990 Totals	1-0	3.86	16.1	7	15	1	1-0	3.86	16.1	7	15	1
In April	-	-	-	-	-	-	-	-	-	-	-	-
May	-	-	-	-	-	-	-	-	-	-	-	-
June	-	-	-	-	-	-	-	-	-	-	-	-
July	-	-	-	-	-	-	-	-	-	-	-	-
Aug	0-0	5.68	6.1	4	4	1	0-0	5.68	6.1	4	4	1
Sept-Oct	1-0	2.70	10.0	3	11	0	1-0	2.70	10.0	32	11	0
Home	1-0	5.79	4.2	3	8	0	Walsh's Career Game Highs Innings Pitched: 2.0 (twice), Sept. 11, 1990 at San Diego Strikeouts: 3 (3 times), last time, Sept. 4, 1990 vs. Houston.					
Road	0-0	3.09	11.2	4	7	1						
Day	0-0	0.00	4.0	0	3	0						
Night	1-0	5.11	12.1	7	12	1						
Before ASG	-	-	-	-	-	-						
After ASG	1-0	3.86	16.1	7	15	1						

Career Win Streak:
1 game in 1990

MISCELLANEOUS STATISTICS

Year	PITCHING TOTALS					HITTING TOTALS							
	IBB	HB	WP	BK	HR	Avg.	AB	R	H	2B	3B	HR	RBI
1990	1	0	1	1	1	.000	0	0	0	0	0	0	0

WALSH'S CAREER TRANSACTIONS

• Signed as a free agent by Los Angeles on January 27, 1989.

J O H N W E T T E L A N D

RIGHT-HANDED PITCHER

Birth date: August 21, 1966
Birthplace: San Mateo, CA
Bats: Right **Throws:** Right
Height: 6-2 **Weight:** 195
M.L. Service: 1 year and 51 days
How Obtained: Dodgers' #2 selection in the January 1985 Free Agent Draft. Obtained by the Detroit Tigers in the December 1987 Major League Draft. Reacquired by the Dodgers on March 29, 1988



57

1990 Notes: Split the season between Los Angeles and Albuquerque (AAA)...was 2-4 with a 4.81 ERA for the Dodgers in 22 games...left spring training on the Dodger roster...came out of the bullpen in his first five appearances and was 1-1 with a 10.80 ERA...made his season debut on April 9, pitching 2.0 innings and striking out three in earning the win in L.A.'s 4-2 opening day win over the Padres...made his first start on April 30 vs. the Giants and suffered his 2nd loss in a Dodger 8-4 setback...started in his next two outings but was moved back to the bullpen in mid-May...appeared in 16 games and was 2-4 with a 6.12 ERA before being optioned to Albuquerque on June 21...suffered a broken rib in early July while with the Dukes and pitched in just eight games (five starts) and was 2-2 with a 5.59 ERA and one complete game before being recalled on Sept. 12...made six appearances in the final three weeks and allowed just one earned run in 10.2 innings (0.84 ERA) out of the bullpen...was 0-3 in five starts with a 7.23 ERA...longest outing as a starter was 5.0 innings...was 2-1 in 17 relief outings with a 2.96 ERA...allowed six home runs in his first 21 innings and none in his last 22 innings pitched...in nine of his first 12 games he allowed at least one run, but was scored upon only once in his final 10 outings...eight of 14 runners inherited scored...first batters faced in relief hit .412 (7-for-17)...struck out a season-high six batters on May 6 at Philadelphia.

Career Notes: He is 7-12 with a 4.08 ERA in two seasons with the Dodgers...has 132 strikeouts in 145.2 innings pitched...averaging 8.2 strikeouts per nine innings...longest outing as a starter is 7.0 innings, done four times, last time on Sept. 25, 1989 vs. the Giants...longest relief outing is 6.0 innings on Aug. 23, 1989 at Montreal...on Sept. 14, 1989 he allowed his only grand slam to Craig Biggio of the Astros...his only save was on June 12, 1989 vs. the Reds.

M.L. Career: 1989 - Posted a 5-8 record and a 3.77 ERA in his first major league season...appeared in 31 games overall, 12 as a starter...was 2-6 with a 4.97 ERA as a starter and was 3-2 with a 1.83 ERA in 19 relief outings...was recalled from Albuquerque on May 31...made his major league debut on May 31 vs. Montreal and pitched one inning...first batter he faced was Tim Lincecum and he walked...made his first ever start on June 5 at Atlanta, pitching 5.0 innings and allowing two runs on two hits in a no-decision 5-2 Dodger win...in his 5th relief appearance on June 12 vs. the Reds, he recorded his first and only save of 1989, pitching 2.1 perfect innings in L.A.'s 9-2 win...had his first major league win on June 15 vs. Houston in relief, pitching the 11th inning in the Dodgers' 2-1 win...was 2-3 with a 2.57 ERA in 21 games after July...remained in the starting rotation for the remainder of the season and posted a 3-5 record and a 4.97 ERA in 11 starts...only other relief appearance was Aug. 23 when he pitched the

final six innings in the Dodgers' 22-inning 1-0 win over the Expos in Montreal and at 1:23 a.m. he recorded his 4th win...closed 1989 on a positive note, pitching 7.0 innings and winning 5-2 over the Giants on Sept. 25 in Los Angeles ...had a career-high 10 strikeouts on Aug. 29 vs. New York...gave up a grand slam on Sept. 14 in Los Angeles to Craig Biggio of Houston...stranded all four runners inherited...first batters were 4-for-19 (.211)...pitched a season-high 7.0 innings four times, last time on Sept. 25 vs. the Giants...had a team-high 16 wild pitches, the most by a Dodger since Sandy Koufax threw 17 in 1958...first major league hit was on June 27 vs. San Diego...had a bases loaded double on Sept. 20 at San Francisco, driving in a career-best three men.

Minor League Notes: 1989 – Was 5-3 for Albuquerque with a 3.65 ERA in 10 starts...pitched one complete game and struck out 73 in 69 innings pitched. **1988** – Drafted by Detroit off the Vero Beach roster prior to the 1988 season...missed

last cut for Tigers' squad and was reacquired by the Dodgers and assigned to San Antonio...Texas League Player of the Month in May...starting pitcher for Texas League All-Star Game...finished 2nd in the league in strikeouts (140)...played winter ball in San-turce. **1987** – Enjoyed a fine season, going 12-7 with 3.13 ERA at Vero Beach (A) of the Florida State League...ranked 4th in the league in strikeouts (144)...fired a three-hitter to beat Charlotte, 1-0, on July 23. **1986** – Won his last four decisions (2.76 ERA) after losing 10 games in a row at Great Falls.

Personal: Graduated from Cardinal Newman High School in Santa Rosa, CA...works as a carpenter in the off season...fine musician, playing clarinet and saxophone...John's father, Ed, is a well known pianist in San Francisco and a former player in the Chicago Cubs organization...signed by Dick Hanlon and Dick Murray...he is single...has done PSA's for the California State Department of Education "Reading is my Bag" and for public television.

JOHN KARL WETTELAND

Year	Club	W-L	ERA	G	GS	CG	SHO	SV	IP	H	R	ER	BB	SO
1985	Great Falls	1-1	3.92	11	2	0	0	0	20.2	17	10	9	15	23
1986	Bakersfield	0-7	5.78	15	12	4	0	0	67.0	71	50	43	46	38
	Great Falls	4-3	5.45	12	12	1	0	0	69.1	70	51	42	40	59
1987	Vero Beach	12-7	3.13	27	27	7	2	0	175.2	150	81	61	92	144
1988	San Antonio	10-8	3.88	25	25	3	1	0	162.1	141	74	70	77	140
1989	Albuquerque	5-3	3.65	10	10	1	0	0	69.0	61	28	28	20	73
	Los Angeles	5-8	3.77	31	12	0	0	1	102.2	81	46	43	34	96
1990	Albuquerque	2-2	5.59	8	5	1	0	0	29.0	27	19	18	13	26
1990	Los Angeles	2-4	4.81	22	5	0	0	0	43.0	44	28	23	17	36
ML Totals-2 years		7-12	4.08	53	17	0	0	1	145.2	125	74	66	51	132

GREAT DODGER MOMENTS OF THE 1980s

Jerry Reuss' no-hitter in 1980...1980 All-Star Game at Dodger Stadium...Three-game sweep of the Astros on the final weekend of 1980 season...Steve Howe's Rookie of the Year season in 1980...Rick Monday's home run in the 1981 NLCS...Fernando Valenzuela's rookie season in 1981...Dodger Stadium hosts the 1984 Olympic Baseball competition...Valenzuela's five straight K's in the 1986 All-Star Game...Orel Hershiser's consecutive scoreless inning streak in 1988...Kirk Gibson's fabled home run in the 1988 World Series.

WETTELAND VS. NATIONAL LEAGUE

	1990						Career					
	W-L	ERA	IP	ER	SO	SV	W-L	ERA	IP	ER	SO	SV
vs. West												
Atlanta	0-0	0.00	1.0	0	0	0	0-1	4.50	12.0	6	8	0
Cincinnati	0-1	4.15	4.1	2	3	0	0-1	3.38	10.2	4	11	1
Houston	0-1	6.75	5.1	4	6	0	1-2	9.60	15.0	16	20	0
Los Angeles	-	-	-	-	-	-	-	-	-	-	-	-
San Diego	2-0	2.25	8.0	2	6	0	3-2	2.73	33.0	10	28	0
San Francisco	0-1	4.22	10.2	5	8	0	1-1	3.86	23.1	10	16	0
West Total	2-3	3.99	29.1	13	23	0	5-7	4.40	94.0	46	83	1
vs. East												
Chicago	-	-	-	-	-	-	0-1	4.50	4.0	2	4	0
Montreal	-	-	-	-	-	-	1-0	0.00	7.0	0	5	0
New York	0-1	7.71	4.2	4	3	0	0-3	5.17	15.2	9	15	0
Philadelphia	0-0	1.59	5.2	1	7	0	0-0	1.59	5.2	1	7	0
Pittsburgh	-	-	-	-	-	-	1-0	1.69	10.2	2	9	0
St. Louis	0-0	13.50	3.1	5	3	0	0-1	6.23	8.2	6	9	0
East Total	0-1	6.59	13.2	10	31	0	2-5	3.48	51.2	20	49	0
1990 Totals	2-4	4.81	43.0	23	36	0	7-12	4.08	145.2	66	132	1
In April	1-2	11.25	8.0	10	7	0	1-2	11.25	8.0	10	7	0
May	0-1	6.92	13.0	10	13	0	0-1	6.43	14.0	10	14	0
June	1-1	1.59	11.1	2	9	0	2-1	1.98	36.1	8	37	1
July	-	-	-	-	-	-	1-3	3.13	23.0	8	21	0
Aug	-	-	-	-	-	-	2-3	3.10	29.0	10	24	0
Sept-Oct	0-0	0.84	10.2	1	7	0	1-2	5.09	35.1	20	29	0
Home	1-2	4.32	16.2	8	14	0	Wetteland's Career Game Highs Strikeouts: 10, Aug. 29, 1989 vs. New York Innings Pitched (starter): 7.0 (4 times), last time, Sept. 25, 1989 vs. San Francisco (reliever): 6.0, Aug. 23, 1989 at Montreal					
Road	1-2	5.13	26.1	15	22	0						
Day	1-2	6.75	20.0	15	17	0						
Night	1-2	3.13	23.0	8	19	0						
Before ASG	2-4	6.12	32.1	22	29	0						
After ASG	0-0	0.84	10.2	1	7	0						

Career Win Streak:

2 games, 6/15 - 7/2/89

MISCELLANEOUS STATISTICS

Year	PITCHING TOTALS					Avg.	HITTING TOTALS						
	IBB	HB	WP	BK	HR		AB	R	H	2B	3B	HR	RBI
1989	4	0	16	1	0	.143	21	1	3	1	0	0	3
1990	3	4	8	0	6	.143	7	2	1	0	0	1	3
ML Totals	7	4	24	1	6	.143	28	3	4	1	0	1	6

WETTELAND'S CAREER TRANSACTIONS

- Selected by the New York Mets in the 12th round of June Free Agent Draft, 1984
- Selected by the Los Angeles Dodgers in January Free Agent Draft, 1985.
- Selected by Detroit Tigers in the December Major League Draft, 1987.
- Reacquired by the Los Angeles Dodgers, March 29, 1988.

WETTELAND'S GAME HIGHS

Hitting

Most Hits: 1, last time, May 27, 1990 at St. Louis

Most RBI: 2, May 27, 1990 at St. Louis

Most HR: 1 May 27, 1990 at St. Louis

MILESTONE WITHIN REACH

Player	Milestone	Needs	Start of '91
Tim Belcher	50 wins	10	40
	500 strikeouts	23	477
Brett Butler	1500 games	140	1360
	1500 hits	76	1424
	200 doubles	11	189
	400 stolen bases	42	358
Dennis Cook	100 games	26	74
Tim Crews	200 games	28	172
Kal Daniels	2000 at bats	335	1665
	400 runs	84	316
	100 doubles	1	99
	100 home runs	19	81
	300 runs batted in	38	262
Jim Gott	100 stolen bases	19	81
	600 strikeouts	26	574
	1800 games	56	1744
Alfredo Griffin	700 runs	4	696
	1600 hits	52	1548
	500 runs batted in	13	487
	300 games	35	265
Kevin Gross	100 wins	20	80
	1500 innings	30.2	1469.1
	1000 strikeouts	4	996
	100 hits	35	65
Chris Gwynn	500 games	125	375
	300 hits	39	261
Jeff Hamilton	1000 at bats	191	809
	300 hits	74	226
Mike Hartley	100 innings	14.2	85.1
	100 strikeouts	20	80
Micky Hatcher	1000 hits	82	918
Orel Hershiser	100 wins	1	99
	200 games started	5	195
	1500 innings pitched	17.2	1482.1
Jay Howell	400 games	11	389
	150 saves	17	133
	84 saves	19	65
Stan Javier	1500 at bats	212	1288
	400 hits	77	323
Barry Lyons	200 hits	68	132
	100 runs batted in	27	73
Ramon Martinez	500 innings pitched	131.1	368.2
	500 strikeouts	165	335
Mike Morgan	200 games started	29	171
Eddie Murray	8000 at bats	3	7997
	2500 hits	148	2352
	1400 runs batted in	27	1373
	17 grand slams	2	15
Jim Neidlinger	100 innings	26	74
	100 strikeouts	64	46
Bob Ojeda	300 games	20	280
	100 wins	5	95
	1500 innings pitched	17.2	1482.1
	1000 strikeouts	116	884

MILESTONE WITHIN REACH (Continued)

Player	Milestone	Needs	Start of '91
Juan Samuel	500 runs batted in	7	493
	350 stolen bases	32	318
Mike Scioscia	1200 games at catcher	29	1171
	4000 at bats	320	3680
	1000 hits	37	963
	200 doubles	24	176
	400 runs batted in	18	382
Darryl Strawberry	4000 at bats	97	3903
	200 doubles	13	187
	800 runs batted in	67	733
	200 stolen bases	9	191
	150 wins	9	141
Fernando Valenzuela	2500 innings pitched	151.1	2348.2

HOW OLD ARE THEY IN 1991?

Tim Belcher 30 on October 19	Carlos Hernandez 24 on May 24	Mike Sharperson 30 on October 4
Brett Butler 34 on June 15	Orel Hershiser 33 on September 16	Zakary Shinall 23 on October 14
Braulio Castillo 23 on May 13	Jay Howell 36 on November 26	Greg Smith 24 on April 5
Dennis Cook 29 on October 4	Mike James 24 on August 15	Darryl Strawberry 29 on March 12
Tim Crews 30 on April 3	Stan Javier 27 on January 9	Fernando Valenzuela 31 on November 1
Kal Daniels 28 on August 20	Eric Karros 24 on November 4	Dave Walsh 31 on September 25
Jose Gonzalez 27 on November 23	Barry Lyons 31 on June 3	John Wetteland 25 on August 21
Jim Gott 32 on August 3	Ramon Martinez 23 on March 22	MANAGER AND COACHES
Alfredo Griffin 34 on March 6	Mike Morgan 32 on October 8	Tom Lasorda 64 on September 22
Kevin Gross 30 on June 8	Eddie Murray 35 on February 24	Joe Amalfitano 57 on January 23
Chris Gwynn 27 on October 13	Jim Neidlinger 27 on September 24	Mark Cresse 32 on September 21
Jeff Hamilton 27 on March 19	Jose Offerman 23 on November 8	Joe Ferguson 45 on September 19
Dave Hansen 23 on November 24	Bob Ojeda 34 on December 17	Ben Hines 56 on November 7
Lenny Harris 27 on October 28	Dan Opperman 23 on November 13	Manny Mota 53 on February 18
Mike Hartley 30 on August 31	Henry Rodriguez 24 on November 8	Ron Perranoski 55 on April 1
Mickey Hatcher 36 on March 15	Juan Samuel 31 on December 9	Bill Russell 43 on October 21
	Mike Scioscia 33 on November 27	

CLAIRE AS GENERAL MANAGER

April 10, 1987—Signed Mickey Hatcher as a free agent. Hatcher was unconditionally released from the Minnesota Twins.

April 13, 1987—Signed pitcher Pete Ladd as a free agent. Ladd was unconditionally released by Minnesota.

May 6, 1987—Acquired catcher Orlando Mercado from Detroit in exchange for right hand pitcher Balvino Galvez.

May 22, 1987—Acquired outfielder John Shelby and left hand pitcher Brad Havens from the Baltimore Orioles in exchange for right hand pitcher Tom Niedenfuer.

June 12, 1987—Signed outfielder Danny Heep as a free agent. Heep was a re-entry free agent who signed after the June Free Agent Draft and compensation was not required.

June 19, 1987—Acquired infielder Phil Garner from the Houston Astros in exchange for left hand pitcher Jeff Edwards.

June 23, 1987—Acquired left hand pitcher Bill Krueger from the Oakland A's in exchange for right hand pitcher Tim Meeks.

July 10, 1987—Signed outfielder Tito Landrum as a free agent. Landrum had been unconditionally released by the St. Louis Cardinals.

August 13, 1987—Signed right hand pitcher Ron Davis as a free agent. Davis had been unconditionally released by the Chicago Cubs.

August 17, 1987—Acquired infielder Glenn Hoffman from the Boston Red Sox for a player to be named later. Right hand pitcher Bill Bartels was assigned to Boston.

August 29, 1987—Acquired right hand pitcher Tim Belcher from the Oakland A's in exchange for left hand pitcher Rick Honeycutt.

September 21, 1987—Acquired infielder Mike Sharperson from the Toronto Blue Jays in exchange for right hand pitcher Juan Guzman.

December 11, 1987—Acquired infielder Alfredo Griffin, right hand pitcher Jay Howell, and left hand pitcher Jesse Orosco from the Oakland A's for right hand pitcher Bob Welch, right hand pitcher Jack Savage, and left hand pitcher Matt Young.

December 16, 1987—Signed outfielder Mike Davis as a "B" type free agent. The Oakland A's selected catcher Wynn Beck in the second round of the 1988 June Free Agent Draft as amateur compensation.

December 20, 1987—Did not tender infielder Glenn Hoffman a contract for the 1988 season.

January 5, 1988—Signed right hand pitcher Don Sutton as a free agent. Sutton had been unconditionally released from the California Angels.

January 29, 1988—Signed outfielder Kirk Gibson as an uncompensated free agent.

April 1, 1988—Acquired catcher John Gibbons from the New York Mets in exchange for infielder Craig Shipley.

April 5, 1988—Signed left hand pitcher Ray Searage as a free agent. Searage had been unconditionally released by the Chicago White Sox.

July 1, 1988—Signed right hand pitcher Mario Soto as a free agent. Soto had been unconditionally released by the Cincinnati Reds.

August 16, 1988—Acquired left hand pitcher John Tudor from the St. Louis Cardinals in exchange for outfielder Pedro Guerrero.

August 31, 1988—Acquired left hand pitcher Ricky Horton from the Chicago White Sox in exchange for right hand pitcher Shawn Hillegas.

October 3, 1988—Acquired right hand pitcher Jim Neidlinger from the Pittsburgh Pirates in exchange for left hand pitcher Bill Krueger.

December 4, 1988—Acquired first baseman Eddie Murray from the Baltimore Orioles in exchange for infielder Juan Bell, right hand pitcher Brian Holton, and right hand pitcher Ken Howell.

December 5, 1988—Acquired right hand pitcher Christopher Jones from the Syracuse (Toronto) club and right hand pitcher Jeff Fischer from the Indianapolis (Montreal) for \$50,000 in the major league winter draft.

December 10, 1988—Signed infielder Willie Randolph as an uncompensated free agent.

December 20, 1988—Did not tender Danny Heep a contract for the 1989 season.

March 11, 1989—Acquired right hand pitcher Mike Morgan from the Baltimore Orioles in exchange for outfielder Mike Devereaux.

July 18, 1989—Acquired outfielder Kal Daniels and infielder Lenny Harris from the Cincinnati Reds in exchange for Mariano Duncan and Tim Leary.

July 18, 1989—Acquired outfielder Billy Bean from the Detroit Tigers in exchange for first baseman Domingo Michel and outfielder Steve Green.

November 9, 1989—Acquired right hand pitcher Jeff Bittiger in exchange for infielder Tracy Woodson.

December 7, 1989—Signed Type A free agent right hand pitcher Jim Gott.

December 21, 1989—Signed outfielder Hubie Brooks as a free agent.

December 21, 1989—Signed right hand pitcher Mike Maddux as a free agent.

January 26, 1990—Signed left hand pitcher Pat Perry as a free agent.

April 1, 1990—Acquired left hand pitcher Terry Wells from the Houston Astros in exchange for Franklin Stubbs.

May 13, 1990—Acquired outfielder Stan Javier in exchange for second baseman Willie Randolph.

September 13, 1990—Acquired left hand pitcher Dennis Cook in exchange for catcher Darrin Fletcher.

September 21, 1990—Signed Barry Lyons as a free agent.

October 1, 1990—Acquired right hand pitcher Mike Wilkins from the Toledo club (Detroit) in exchange for left hand pitcher Mike Munoz.

October 8, 1990—Right hand pitcher Don Aase elected free agency in lieu of accepting an outright assignment to Albuquerque.

November 16, 1990—Left hand pitcher Pat Perry declared free agency.

November 17, 1990—Signed outfielder Darryl Strawberry as a free agent.

December 3, 1990—Signed right hand pitcher Kevin Gross as a free agent. Designated Luis Lopez for assignment.

December 13, 1990—Unconditionally released infielder Luis Lopez.

December 14, 1990—Acquired infielder Greg Smith from the Chicago Cubs in exchange for infielder Jose Vizcaino.

December 15, 1990—Signed outfielder Brett Butler as a free agent.

December 15, 1990—Acquired left hand pitcher Bob Ojeda and right hand pitcher Greg Hansell from the New York Mets in exchange for outfielder Hubie Brooks.

December 20, 1990—Acquired catcher Bert Heffernan from the Milwaukee Brewers in exchange for right hand pitcher Darren Holmes.

December 29, 1990—Acquired left hand pitcher David Lynch and right hand pitcher Steve Allen from the Texas Rangers in exchange for left hand pitcher Jim Poole.

REMEMBER THIS BIG DODGER INNING? (15 RUNS)

The Dodgers scored 15 runs against the Cincinnati Reds on May 21, 1952 in the first inning and set the following record - most runs in an inning and set the following record - most runs in an inning (15), most runs scored in the first inning (15), most runs scored with two out (12), most batters to bat in one inning (21) and most batters to reach base safely in a row (19). Do you remember the inning? This is how it went: Billy Cox grounded out. Pee Wee Reese walked. Duke Snider homered to right. Jackie Robinson doubled to left. Andy Pafko walked. George Shuba singled Robinson home and Pafko went to second. Pitcher Ewell Blackwell was replaced by Bud Byerly, Pafko was thrown out trying to steal third and Shuba went to second. Gil Hodges walked. Rube Walker singled home Shuba. Chris Van Cuyk singled Hodges home. Cox singled home Walker. Reese singled home Van Cuyk to make it 7-0. Byerly was replaced by Herm Wehmeier for the Reds. Snider walked to load the bases. Robinson was hit by a pitch, scoring Cox. Pafko singled home Reese and Snider. Frank Smith relieved Wehmeier with the score 10-0. Shuba walked to load the bases again. Hodges walked to force in Robinson. Walker singled home Pafko and Shuba. Van Cuyk singled in 14th run (Hodges) of the inning. Cox was hit by a pitch to load the bases. Reese walked forcing in run number 15 (Walker). Snider struck out. (15 Runs, 10 Hits, 7 Walks, 2 Hit by Pitch, 3 Left on Base).

LOS ANGELES DODGERS 1991 SPRING ROSTER

No.	Pitchers (18)	B-T	Ht.	Wt.	Born	Birthplace	Residence	1990 Club	W-L	ERA	G	GS	CG	SV	IP	H	R	ER	BB	SO	MLS
49	Belcher, Tim	R-R	6-3	223	10/19/61	Sparta, OH	Mt. Gilead, OH	Los Angeles	9-9	4.00	24	24	5	0	153.0	136	76	68	48	102	3.032
25	Cook, Dennis	L-L	6-3	185	10/04/62	Lamarque, TX	Dickinson, TX	Philadelphia	8-3	3.56	42	13	2	1	141.2	132	61	56	54	58	
								Los Angeles	1-1	7.53	5	3	0	0	14.1	23	13	12	2	6	1.143
52	Crews, Tim	R-R	6-0	195	04/03/61	Tampa, FL	Ocoee, FL	Los Angeles	4-5	2.77	66	2	0	5	107.1	98	40	33	24	76	3.041
35	Gott, Jim	R-R	6-4	220	08/03/59	Hollywood, CA	Pasadena, CA	Los Angeles	3-5	2.90	50	0	0	3	62.0	59	27	20	34	44	9.000
45	Gross, Kevin	R-R	6-5	215	06/8/61	Downey, CA	Chino, CA	Montreal	9-12	4.57	31	26	2	0	163.1	171	86	83	65	111	7.100
46	Hartley, Mike	R-R	6-1	197	08/31/61	Hawthorne, CA	El Cajon, CA	Albuquerque	0-0	0.00	3	0	0	2	3.0	3	0	0	2	3	
								Los Angeles	6-3	2.95	32	6	1	1	79.1	58	32	26	30	76	1.022
55	Hershiser, Orel	R-R	6-3	192	09/16/58	Buffalo, NY	Pasadena, CA	Los Angeles	1-1	4.26	4	4	0	0	25.1	26	12	12	4	16	7.032
50	Howell, Jay	R-R	6-3	220	11/26/55	Miami, FL	Cumming, GA	Los Angeles	5-5	2.18	45	0	0	16	66.0	59	17	16	20	59	8.145
59	James, Mike	R-R	6-3	180	08/15/67	Fort Walton, FL	Mary Esper, FL	San Antonio	11-4	3.32	26	26	3	0	157.0	144	73	58	78	97	
48	Martinez, Ramon	R-R	6-4	173	03/22/68	Santo Domingo, DR	Santo Domingo, DR	Los Angeles	20-6	2.92	33	33	12	0	234.1	191	89	76	67	223	1.133
36	Morgan, Mike	R-R	6-2	222	10/08/59	Tulare, CA	Ogden, UT	Los Angeles	11-15	3.75	33	33	6	0	211.0	216	100	88	60	106	8.111
31	Neidlinger, Jim	S-R	6-4	180	09/24/64	Vallejo, CA	Burlington, UT	Albuquerque	8-5	4.29	20	18	4	0	119.2	129	70	57	34	81	
								Los Angeles	5-3	3.28	12	12	0	0	74.0	67	30	27	15	46	0.065
17	Ojeda, Bob	L-L	6-1	195	12/17/57	Los Angeles, CA	Visalia, CA	New York (NL)	7-6	3.66	38	12	0	0	118.0	123	53	48	40	62	8.088
63	Opperman, Dan	R-R	6-2	175	11/13/68	Las Vegas, NV	Las Vegas, NV	San Antonio	12-8	3.41	27	27	3	0	155.2	153	75	59	62	96	0.000
64	Shinall, Zakary	R-R	6-4	220	10/14/68	St. Louis, MO	El Segundo, CA	San Antonio	6-3	3.55	20	15	0	0	91.1	93	44	36	41	43	0.000
34	Valenzuela, Fernando	L-L	5-11	202	11/1/60	Navajoa, Sonora, Mexico	Los Angeles, CA	Los Angeles	13-13	4.59	33	33	5	0	204.0	223	112	104	77	115	10.027
51	Walsh, Dave	L-L	6-1	185	09/25/60	Arlington, MA	Woodland Hills, CA	Albuquerque	6-0	2.61	47	0	0	12	62.0	50	21	18	31	66	
								Los Angeles	1-0	3.86	20	0	0	1	16.1	15	12	7	6	15	0.054
57	Wetteland, John	R-R	6-2	195	08/21/66	San Mateo, CA	Monroe, LA	Albuquerque	2-2	5.59	8	5	1	0	29.0	27	19	18	13	26	
								Los Angeles	2-4	4.81	22	5	0	7	43.0	44	28	23	17	36	1.051
No.	Catchers (3)	B-T	Ht.	Wt.	Born	Birthplace	Residence	1990 Club	Avg.	G	AB	R	H	2B	3B	HR	RBI	BB	SO	SB	MLS
41	Hernandez, Carlos	R-R	5-11	185	05/24/67	San Felix, Bolivar, Venezuela	San Felix, Bolivar, Venezuela	Albuquerque	.315	52	143	11	45	8	1	0	16	8	25	2	
40	Lyons, Barry	R-R	6-1	200	06/03/60	Biloxi, MS	Biloxi, MS	Los Angeles	.200	10	20	2	4	1	0	0	1	0	2	0	0.039
								Tidewater	.171	56	164	8	28	5	0	0	17	16	25	0	
								New York (NL)	.238	24	80	8	19	0	0	2	7	2	9	0	
								Los Angeles	.200	3	5	1	1	0	0	1	2	0	1	0	3.156

14	Scioscia, Mike	L-R	6-2	229	11/27/58	Upper Darby, PA	Ciaramont, CA	Los Angeles	.264	135	435	46	115	25	0	12	66	55	31	4	10.116
No. Infielders (11)		B-T	Ht.	Wt.	Born	Birthplace	Residence	1990 Club	Avg.	G	AB	R	H	2B	3B	HR	RBI	BB	SO	SB	MLS
7	Griffin, Alfredo	S-R	5-11	166	03/06/57	Santo Domingo, DR	San Pedro de Macoris, DR	Los Angeles	.210	141	461	38	97	11	3	1	35	29	65	6	12.081
3	Hamilton, Jeff	R-R	6-3	207	03/19/64	Flint, MI	Fenton, MI	Los Angeles	.125	7	24	1	3	0	0	0	1	0	3	0	4.034
43	Hansen, Dave	L-R	6-0	180	11/24/68	Long Beach, CA	Long Beach, CA	Albuquerque	.316	135	487	90	154	20	3	11	92	90	54	9	
								Los Angeles	.143	5	7	0	1	0	0	0	1	0	3	0	0.023
29	Harris, Lenny	L-R	5-10	205	10/28/64	Miami, FL	Miami, FL	Los Angeles	.304	137	431	61	131	16	4	2	29	29	31	15	2.031
9	Hatcher, Mickey	R-R	6-2	200	03/15/55	Cleveland, OH	Apache Junction, AZ	Los Angeles	.212	85	132	12	28	3	1	0	13	6	22	0	11.016
23	Karros, Eric	R-R	6-4	205	11/04/67	Hackensack, NJ	San Diego, CA	San Antonio	.352	131	509	90	179	45	2	18	78	57	80	0	0.000
33	Murray, Eddie	S-R	6-2	222	02/24/56	Los Angeles, CA	Canyon Country, CA	Los Angeles	.330	155	558	96	184	22	3	26	95	82	64	8	14.000
30	Offerman, Jose	S-R	6-0	160	11/08/68	San Pedro de Macoris, DR	San Pedro de Macoris, DR	Albuquerque	.326	117	454	104	148	16	11	0	56	71	81	60	
10	Samuel, Juan	R-R	5-11	170	12/09/60	San Pedro de Macoris, DR	San Pedro de Macoris, DR	Los Angeles	.155	29	58	7	9	0	0	1	7	4	14	1	0.047
								Los Angeles	.242	143	492	62	119	24	3	13	52	51	126	38	8.041
27	Sharperson, Mike	R-R	6-3	190	10/04/61	Orangeburg, SC	Stone Mountain, GA	Los Angeles	.297	129	357	42	106	14	2	3	36	46	39	15	2.074
21	Smith, Greg	S-R	5-11	170	04/05/67	Baltimore, MD	Sykesville, MD	Iowa	.291	105	398	54	116	19	1	5	44	37	57	26	
								Chicago (NL)	.205	18	44	4	9	2	1	0	5	2	5	1	0.086
No. Outfielders (8)		B-T	Ht.	Wt.	Born	Birthplace	Residence	1990 Club	Avg.	G	AB	R	H	2B	3B	HR	RBI	BB	SO	SB	MLS
22	Butler, Brett	L-L	5-10	160	06/15/57	Los Angeles, CA	Duluth, GA	San Francisco	.309	160	622	108	192	20	9	3	44	90	62	51	9.009
47	Castillo, Braulio	R-R	6-0	160	05/13/68	Elias Pina, DR	Elias Pina, DR	San Antonio	.228	75	241	34	55	11	3	3	24	14	72	11	0.000
28	Daniels, Kal	L-R	5-11	205	08/20/63	Vienna, GA	Warner Robins, GA	Los Angeles	.296	130	450	81	133	23	1	27	94	68	104	4	4.135
38	Gonzalez, Jose	R-R	6-2	200	11/23/64	Puerto Plata, DR	Glendale, CA	Los Angeles	.232	106	99	15	23	5	3	2	8	6	27	3	2.155
15	Gwynn, Chris	L-L	6-0	210	10/13/64	Los Angeles, CA	Alta Loma, CA	Los Angeles	.284	101	141	19	40	2	1	5	22	7	28	0	2.047
5	Javier, Stan	S-R	6-0	185	01/09/64	San Francisco de Macoris, DR	Santo Domingo, DR	Oakland	.242	19	33	4	8	0	2	0	3	3	6	0	
								Los Angeles	.304	104	276	56	84	9	4	3	24	37	44	15	4.116
26	Rodriguez, Henry	L-L	6-1	180	11/08/67	Santo Domingo, DR	Santo Domingo, DR	San Antonio	.291	129	495	82	194	21	9	28	109	61	66	5	0.000
44	Strawberry, Darryl	L-L	6-6	200	03/12/62	Los Angeles, CA	Los Angeles, CA	New York (NL)	.277	152	542	92	150	18	1	37	108	70	110	15	7.150

ALPHABETICAL ROSTER

Amalfitano, Joe	Gwynn, Chris	Karros, Eric	Russell, Bill
Belcher, Tim	Hamilton, Jeff	Lasorda, Tom	Samuel, Juan
Butler, Brett	Hansen, Dave	Lyons, Barry	Scioscia, Mike
Castillo, Braulio	Harris, Lenny	Martinez, Ramon	Sharperson, Mike
Cook, Dennis	Hartley, Mike	Morgan, Mike	Shinall, Zakary
Cresse, Mark	Hatcher, Mickey	Murray, Eddie	Smith, Greg
Crews, Tim	Hernandez, Carlos	Neidlinger, Jim	Strawberry, Darryl
Daniels, Kal	Hershiser, Orel	Offerman, Jose	Valenzuela, Fernando
Gonzalez, Jose	Hines, Ben	Ojeda, Bob	Walsh, Dave
Gott, Jim	Howell, Jay	Opperman, Dan	Wetteland, John
Griffin, Alfredo	James, Mike	Perranoski, Ron	
Gross, Kevin	Javier, Stan	Rodriguez, Henry	

NUMERICAL ROSTER

2 Lasorda, Tommy	21 Smith, Greg	35 Gott, Jim	49 Belcher, Tim
3 Hamilton, Jeff	22 Butler, Brett	36 Morgan, Mike	50 Howell, Jay
5 Javier, Stan	23 Karros, Eric	37 Hines, Ben	51 Walsh, Dave
7 Griffin, Alfredo	25 Cook, Dennis	38 Gonzalez, Jose	52 Crews, Tim
8 Amalfitano, Joe	26 Rodriguez, Henry	40 Lyons, Barry	55 Hershiser, Orel
9 Hatcher, Mickey	27 Sharperson, Mike	41 Hernandez, Carlos	57 Wetteland, John
10 Samuel, Juan	28 Daniels, Kal	43 Hansen, Dave	58 Cresse, Mark
14 Scioscia, Mike	29 Harris, Lenny	44 Strawberry, Darryl	59 James, Mike
15 Gwynn, Chris	30 Offerman, Jose	45 Gross, Kevin	63 Opperman, Dan
16 Perranoski, Ron	31 Neidlinger, Jim	46 Hartley, Mike	64 Shinall, Zakary
17 Ojeda, Bob	33 Murray, Eddie	47 Castillo, Braulio	
18 Russell, Bill	34 Valenzuela, Fernando	48 Martinez, Ramon	

Non Roster Players		B-T	Ht.	Wt.	Born	Birthplace	Residence	1990 Club	Avg.	G	AB	R	H	2B	3B	HR	RBI	BB	SO	SB	MLS
12	Carter, Gary	R-R	6-2	214	04/08/54	Culver City, CA	Palm Beach, FL	San Francisco	.254	92	244	24	62	10	0	9	27	35	31	1	16.017
85	Davis, Wallace	R-R	6-0	185	06/19/58	Williamston, NC	Garner, NC	Albuquerque	.342	124	480	87	164	31	9	10	85	24	53	25	1.011

GARY CARTER

CATCHER

Birth date: April 8, 1954

Birthplace: Culver City, CA

Bats: Right **Throws:** Right

Height: 6-2 **Weight:** 214

M.L. Service: 16 years and 17 days

How Obtained: Invited to Spring Training

12

1990 Notes: Played in 92 games for the Giants and batted .254 with nine home runs and 27 RBI... caught his 1,862nd game on June 19, breaking Al Lopez's National League record...he ranks 5th on the all-time M.L. list with 1,903 games, behind Al Lopez, Jim Sundberg, Carlton Fisk and Bob Boone...needs 15 games to pass Lopez and 25 to pass Sundberg...extended his own N.L. career records for putouts (10,929) and chances accepted (12,005) by a catcher...hit his first career pinch-hit home run on May 2 off Paul Assenmacher at Candlestick...has 287 home runs as a catcher, 4th among catchers, 17 behind 3rd place Yogi Berra...his 313 career home runs ranks 57th on the all-time list...needs 31 hits to reach the 2,000 mark...had his second career five-hit game with a homer and 4 RBI on July 7 vs. the Cubs...had a single and a homer with 4 RBI in his first two at-bats July 8 giving him seven straight hits...suffered a bruised right shoulder on July 8 when he was hit by a Shawon Dunston foul ball...was disabled with that injury from July 9-25...hit a game-winning home run at Dodger Stadium in the top of the 9th Aug. 1, giving Don Robinson his 100th career win...stole second base on Aug. 31 in New York, his first successful theft in 448 games since June 14, 1986.

M.L. Career: 1989 - Played in just 50 games, 47 behind the plate, breaking his streak of 12 straight years with at least 100 games caught and leaving him one year short of the M.L. record held by Bill Dickey (Yankees, 1929-41) and Johnny Bench (Reds, 1968-80)...did not play from May 9-July 25 due to an injured right knee and shoulder...played in 2,000th career game September 6 vs. St. Louis...picked up 1,900th career hit September 1 in San Francisco. **1988** - Hit career home run #300 on August 11 at

Wrigley Field off the Cubs' Al Nipper, becoming the 59th Major Leaguer to reach that plateau... selected as the N.L.'s starting catcher for the All Star Game at Cincinnati, the 8th year in a row he was picked as a starter and his 11th overall selection...had 28th career multiple home run game April 7 at Montreal...went 4-for-7 as a pinch-hitter, snapping a 0-for-27 slump in the pinch from July 1977 through the start of 1988...led N.L. catchers with 797 putouts... lifted the Mets to victory in Game 1 of the NLCS vs. Los Angeles with a 2-run, 9th-inning double off Jay Howell...2-for-4 with an RBI in Game 4 of that series. **1987** - Picked up career RBI #1,000 off Don Robinson April 9 at Shea...stroked his 300th career double off Robinson August 28 in San Francisco...hit his 11th career grand slam off Rick Reuschel August 30, giving him the most N.L. slams among active players...hit his 20th homer in the Mets' season finale at St. Louis October 4, giving New York four 20-home run hitters for the 1st time in club history. **1986** - 105 RBI tied Rusty Staub's club record and made him the 1st Met ever with two 100-RBI season...named to his 5th Sporting News Silver Slugger team...finished 3rd in N.L. MVP voting behind Mike Schmidt and Glenn Davis...on DL from August 16-September 1 with a partial tear of the radial ligament on his left thumb...tied career-high with a 13-game hitting streak to end the season (September 21 - October 5)...was 1-for-21 in the NLCS vs. Houston before his game-winning 12th inning single off Charlie Kerfield in Game 5... had 2 hits in the Mets' 7-6, 16-inning victory in Game 6...9 RBI in the World Series vs. Boston were the 2nd highest total ever by a catcher...hit a pair of home runs in Game 3 at Fenway...started the Mets' 10th inning comeback in

Game 6 with a 2-out single off Calvin Schiraldi. **1985** – Hit a game-winning 10th inning homer off the Cardinals' Neil Allen in his Mets debut April 9...had a career-best 5 hits in a 19-inning game at Atlanta July 4...injured right knee coming out of the box after a July 13 single...missed the All-Star Game due to that injury...32 home runs were a record for a Met catcher...tied M.L. record for most HR in 2 consecutive games with 5 on September 3 (3) and 4 (2)...underwent arthroscopic surgery following the season (October 9) to repair the cartilage in his right knee. **1984** – Tied for N.L. lead in RBI with 106 and ranked 3rd in homers with 27...named Montreal's team MVP for the 4th time...named All-Star Game MVP for the 2nd time, after hitting a solo homer off Dave Stieb at Candlestick Park to break a 1-1 tie in the 2nd inning...set career highs in average (.294), games (159) and hits (175)...left Montreal as the Expos' all-time leader in games, at bats, hits, doubles, RBIs, home runs and walks. **1983** – Led N.L. catchers in fielding percentage (.995), assists (107) and double plays (14). **1982** – Won the Gillette trophy as the top vote-getter in the fan balloting for the ASG...picked up 1,000th M.L. hit August 17 in Atlanta off Bob Walk...led N.L. catchers in games for an N.L. record 6th straight year...earned his 3rd straight Rawlings Gold Glove.

1981 – Hit safely in all 10 of the Expos' postseason games against the Phillies and Dodgers...hit 2 home runs in the All-Star Game at Cleveland and was named MVP of that contest. **1980** – Led N.L. catchers with a .993 fielding percentage...named National League Player of the Month for September. **1978** – Set M.L. record for fewest passed balls in a season (min. 150 games) with just 1. **1977** – Hit

3 homers off the Pirates' Jim Rooker April 20...became the Expos' starting catcher on June 15 when Barry Foote was traded to Philadelphia. **1975** – Broke into the Majors as an outfielder and named Sporting News National League Rookie of the Year.

Minor League Notes: 1974 – Finished 2nd in the International League to Jim Rice with 23 home runs and 83 RBI...named to National Association Triple-A All Star squad.

1973 – Named MVP of the Eastern League All Star Game, going 4-for-4 with 2 home runs...named MVP of the Caribbean World Series while playing Winter ball in Puerto Rico. **1972** – First year in professional ball playing for Cocoa and West Palm Beach.

Personal: 1972 graduate of Sunny Hills High School in Fullerton, California, where he captained the baseball, basketball and football teams as a junior and senior...had a 3.40 GPA and graduated in the top 50 of a class of 550...high school All-America quarterback as a sophomore and junior, had signed a letter of intent to play football at UCLA before signing with the Expos...active in numerous charities...runs an annual Sweet 'N Low Golf Tournament to benefit the Leukemia Society of America...named Sports Chairman of that organization in 1985, Volunteer of the Year in January, 1989...won the Joan Payson Award for Humanitarian Service from the New York BBWAA in 1985...received 1986 "Good Guy Award" from NY Press Photographers...enjoys golf (1990 Bob Hope Pro-Am Champ), racquetball and fishing...author of the book "A Dream Season", an account of the Mets' 1986 championship year...married (Sandy, 2-8-75)...two daughters Christy (6-12-78) and Kimmy (10-6-80)...one son, D.J. (11-7-84)...resides in Palm Beach Gardens, Florida.

CY YOUNG WINNERS DUEL

When Orel Hershiser and Frank Viola met on August 28, 1989 it was the first time ever that two Cy Young award winners in the same year ever faced each other.

GARY EDMUND CARTER

Year	Club	Avg.	G	AB	R	H	2B	3B	HR	RBI	BB	SO	SB
1972	Cocoa	.239	18	71	6	17	3	0	2	9	8	11	1
	West Palm	.320	20	50	9	16	2	2	0	5	13	9	0
1973	Quebec	.253	130	439	65	111	16	1	15	68	63	92	5
	Peninsula	.280	8	25	2	7	2	0	0	1	1	5	0
1974	Memphis	.268	135	441	62	118	14	7	23	83	59	75	6
	Montreal	.407	9	27	5	11	0	1	1	6	2	2	
1975	Montreal	.270	144	503	58	136	20	1	17	68	72	83	5
1976	Montreal	.219	91	311	31	68	0	1	6	38	30	43	0
1977	Montreal	.284	154	522	86	148	29	2	31	84	58	103	5
1978	Montreal	.255	157	533	76	136	27	1	20	72	62	70	10
1979	Montreal	.283	141	505	74	143	26	5	22	75	40	62	3
1980	Montreal	.264	154	549	76	145	25	5	29	101	58	78	3
1981	Montreal	.251	100	374	48	94	20	2	16	68	35	35	1
1982	Montreal	.293	154	557	91	163	32	1	29	97	78	66	2
1983	Montreal	.270	145	541	63	146	37	3	17	79	51	57	1
1984	Montreal	.294	159	596	75	175	32	1	27	106	64	57	2
1985	New York (NL)	.281	149	555	83	156	17	1	32	100	69	46	1
1986	New York (NL)	.255	132	490	81	125	14	2	24	105	62	63	1
1987	New York (NL)	.235	139	523	55	123	18	2	20	83	42	73	0
1988	New York (NL)	.242	130	455	39	110	16	2	11	46	34	52	0
1989	New York (NL)	.183	50	153	14	28	8	0	2	15	12	15	0
	Tidewater	.188	5	16	2	3	0	0	1	3	2	1	0
1990	San Francisco	.254	92	244	24	62	10	0	9	27	25	31	1
ML	Totals	.265	2100	7438	979	1969	339	30	313	1170	793	936	37

CARTER VS. NATIONAL LEAGUE

	1990					Career				
	AVG.	AB	H	HR	RBI	AVG.	AB	H	HR	RBI
vs West										
Atlanta	.423	26	11	0	3	.272	545	152	30	114
Cincinnati	.194	36	7	1	2	.244	565	138	24	93
Houston	.192	26	5	1	2	.234	547	128	18	70
Los Angeles	.143	21	3	1	1	.258	528	136	18	62
San Diego	.412	17	7	2	3	.265	545	147	25	96
San Francisco	-	-	-	-	-	.280	533	149	22	83
West Total	.262	126	33	5	13	.260	3263	850	137	518
vs. East										
Chicago	.667	12	8	3	10	.272	843	229	40	151
Montreal	.154	13	2	0	0	.219	256	56	9	38
New York	.231	26	6	0	1	.301	582	175	24	88
Philadelphia	.185	27	5	0	0	.288	833	240	44	144
Pittsburgh	.150	20	3	1	2	.245	801	196	29	108
St. Louis	.250	20	5	0	1	.259	860	223	30	123
East Total	.246	118	29	4	14	.268	4175	1119	176	652
1990 Totals	.254	244	62	9	27	.264	7438	1960	313	1180
In April	.194	36	7	0	1					
May	.262	42	11	1	4					
June	.326	46	15	3	6					
July	.438	32	14	3	10					
Aug	.134	67	9	1	3					
Sept-Oct	.286	21	6	1	3					
Home	.307	127	39	6	19	Carter's Career Game Highs Most Hits: 5 (twice), last time, July 7, 1990 vs. Chicago Most RBI: 7, July 11, 1986 vs. Atlanta Most HR: 3 (twice), last time, September 3, 1985 at San Diego				
Road	.197	117	23	3	8					
Day	.284	88	25	5	17					
Night	.237	156	37	4	10					
Before ASG	.293	259	76	11	41					
After ASG	.361	299	108	15	54					
vs. RHP	.274	117	32	6	16					
vs. LHP	.236	127	30	3	11					
Pinch Hit										
Career Hit Streak:	13 (twice), last time, 9/21 - 10/5 1986									

DIVISION SERIES STATISTICS

Year	Club, Opp.	Avg.	G	AB	R	H	2B	3B	HR	RBI	BB	SO	SB
1981	Mon. vs. Phi.	.421	5	19	3	8	3	0	2	6	1	1	0

LEAGUE CHAMPIONSHIP SERIES STATISTICS

Year	Club, Opp.	Avg.	G	AB	R	H	2B	3B	HR	RBI	BB	SO	SB
1981	Mon. vs. L.A.	.438	5	16	3	7	1	0	0	0	4	2	0
1986	N.Y. vs. Hou.	.148	6	27	1	4	1	0	0	2	2	5	0
1988	N.Y. vs. L.A.	.222	7	27	0	6	1	1	0	4	1	3	0
LCS Totals		.243	18	70	4	17	3	1	0	6	7	10	0

WORLD SERIES STATISTICS

Year	Club, Opp.	Avg.	G	AB	R	H	2B	3B	HR	RBI	BB	SO	SB
1986	N.Y. vs. Bos.	.276	7	29	4	8	2	0	2	9	0	4	0

ALL-STAR GAME STATISTICS

Year	Club, Site	Avg.	G	AB	R	H	2B	3B	HR	RBI	BB	SO	SB
1975	NL, Minn.	.000	1	0	0	0	0	0	0	0	0	0	0
1976	NL, Sea.	.500	1	2	0	1	0	0	0	1	0	0	0
1980	NL, L.A.	.000	1	1	0	0	0	0	0	0	0	0	0
1981	NL, Clev.	.667	1	3	2	2	0	0	2	2	0	0	0
1982	NL, Mon.	.333	1	3	0	1	0	0	0	1	0	0	0
1983	NL, Chi (AL)	.000	1	2	0	0	0	0	0	0	0	0	0
1984	NL, S.F.	.500	1	2	1	1	0	0	1	1	1	0	0
1985	NL, Minn.		(selected, did not play)										
1986	NL, Hou.	.000	1	3	0	0	0	0	0	0	0	0	0
1987	NL, Oak.	.000	1	1	0	0	0	0	0	0	1	0	0
1988	NL, Cinn.	.333	1	3	0	1	0	0	0	0	0	1	0
ASG Totals		.300	10	20	3	6	0	0	3	5	2	1	0

CARTER'S CAREER TRANSACTIONS

- Selected by Montreal in 3rd round of June, 1972 draft. Signed by scout Bob Zuk.
- On disabled list, June 6 - July 22, 1976.
- Traded to New York Mets for Hubie Brooks (if), Herm Winningham (of), Floyd Youmans (p) and Mike Fitzgerald (c), December 10, 1984.
- On disabled list, August 16 - September 1, 1986 with torn ligaments in left thumb
- On disabled list, May 10 - July 25, 1989 (including July 19-24 rehabilitation assignment to Tidewater) following right knee surgery.
- Released November 14, 1989; signed with San Francisco January 19, 1990.
- On Disabled list, July 9-25, 1990 with a bruised right shoulder.

BUTCH DAVIS

OUTFIELDER

Birth date: June 19, 1958

Birthplace: Williamston, NC

Bats: Right **Throws:** Right

Height: 6-0 **Weight:** 185

M.L. Service: 1 year and 11 days

How Obtained: Signed as a free agent on January 9, 1990

85

1990 Notes: Played for Albuquerque and batted .342 in 124 games with 10 home runs and a career-high 85 RBI...it was his first year in the Dodger organization and 11th season in pro ball...his .342 average was a career high at the minor league level...his 85 RBI was second highest on the club and his 10 homers were 4th highest...led the Dukes with 11 sacrifice flies...

stole 25 bases and was caught 14 times...grounded into a team-high 18 double plays...totaled a team-high 31 doubles and had nine triples...hit .363 at Albuquerque, .323 on the road...hit .350 as a designated hitter...had two errors in 137 chances in the outfield with four assists...hit over .300 every month except April when he batted .294 in 14 games...led the

Dukes with 164 hits (career high) and 243 total bases...was named to the Pacific Coast League All-Star team.

Career Notes: **1990** – Had one of his finest professional seasons, batting .303 with 29 doubles while playing for Rochester (AAA) of the International League...his batting average ranked third in the I.L.... was selected to the I.L. All-Star team...led Rochester in games, at bats, runs and hits and tied for the team lead in home runs and stolen bases...promoted to Baltimore in September and played five games. **1989** – Began the year with Edmonton (AAA) of the California Angels organization, but was released before the season started... signed by the Orioles as a free agent on May 3 and reported to Charlotte (AA) of the Southern League...led the league in average, hits, doubles and RBI...promoted to Rochester for eight games, before getting the call to Baltimore in September...played in 13 games for the Orioles and batted .240. **1987** – Played for Vancouver (AAA) of the Pirates' organization and batted .271 in 111 games. **1986** – Missed the entire season after suffering a broken fibula in his right leg during spring training with the Kansas City Royals. **1985** – Played for Omaha (AAA) of the Royals' organization...batted .263 and was second in the league with 10 triples...hit for the cycle on May 4 at Iowa. **1984** – Opened the season with the Royals...started 15 of the team's first 17 games in left field...optioned to Omaha on May 10...batted .330 with five homers

and 19 RBI in 30 games...recalled by the Royals on June 6...hit two home runs, both against the Yankees' Ron Guidry on June 30 in K.C. and on July 13 in N.Y.... returned to Omaha in July 17 for the remainder of the season.

1983 – Had a combined .322 average, 21 HR, 102 RBI and 46 SB with Jacksonville (AA), Omaha and Kansas City...made major league debut on August 23, 1983 against the White Sox, collecting a double in four at-bats off Dick Tidrow...hit first major league homer on September 11 at Minnesota off Harry Pettibone.

Minor League Notes: **1982** – Played entire season for Jacksonville and batted .256. **1981** – Batted .300 for Fort Myers (A) of the Florida State League and was named to the all-star team...led the FSL with 89 runs scored and was second in stolen bases with 44. **1980** – Outstanding debut season in professional baseball playing for Sarasota of the Gulf Coast Rookie League...led the league in hits, doubles, stolen bases and was third in average... was selected as the MVP in the GCL All-Star Game...voted Topps Player of the Year in the GCL.

Personal: Three-sport star at Williamston H.S. in NC...attended St. Augustine's College in Raleigh, NC for one year and East Carolina University, where he earned a bachelor's degree...set ECU school records with 26 home runs and 250 total bases in his career... wife's name is Casandra...they have a son, Damien (9-11-77) and a daughter, Shannon (11-28-86).

DODGER HOME FIELDS

The Dodgers have played home games in seven different stadiums since they began. The seven stadiums:

Washington Park

Eastern Park (East New York Field)

Washington Park (across street from first Washington Park)

Ebbets Field

Roosevelt Stadium

Los Angeles Memorial Coliseum

Dodger Stadium

WALLACE (BUTCH) ARTHUR DAVIS

Year	Club	Avg.	G	AB	R	H	2B	3B	HR	RBI	BB	SO	SB
1980	Sarasota	.315	61	235	46	74	17	4	2	35	29	36	31
1981	Fort Myers	.300	126	464	8	139	17	10	13	70	54	99	44
1982	Jacksonville	.256	122	450	64	115	18	4	10	57	46	101	17
1983	Jacksonville	.317	90	331	51	105	15	7	14	63	36	78	29
	Omaha	.316	46	171	27	54	10	3	5	21	18	36	13
	Kansas City	.344	33	122	13	42	2	6	2	18	4	19	4
1984	Kansas City	.147	41	116	11	17	3	0	2	12	10	19	4
	Omaha	.325	83	314	45	102	15	5	7	43	24	56	9
1985	Omaha	.263	109	403	58	106	26	10	6	34	26	89	15
1986			(injured-did not play)										
1987	Vancouver	.271	111	424	58	115	17	7	7	57	22	73	22
	Pittsburgh	.143	7	7	3	1	1	0	0	0	1	3	0
1988	Charlotte	.301	101	412	62	124	23	7	13	82	24	40	16
	Rochester	.143	8	28	4	4	0	2	0	0	0	2	0
	Baltimore	.240	13	25	2	6	1	0	0	0	0	8	1
1989	Rochester	.303	127	479	81	145	29	9	10	64	28	57	19
	Baltimore	.167	5	6	1	1	1	0	0	0	0	3	0
1990	Albuquerque	.342	124	480	87	164	31	9	10	85	24	53	25
AL Totals - 4 years		.245	92	269	27	66	7	6	4	30	14	49	9
NL Totals - 1 year		.143	7	7	3	1	1	0	0	0	1	3	0
ML Totals - 5 years		.243	99	276	30	67	8	6	4	30	15	52	9

DAVIS' CAREER TRANSACTIONS

- Selected by the Kansas City Royals in the 12th round of the June 1980 Free Agent Draft.
- Signed as a free agent on December 4, 1986 by the Pittsburgh Pirates.
- Signed as a free agent on May 3, 1988 by the Baltimore Orioles.
- Signed as a free agent on January 9, 1990 by the Los Angeles Dodgers.

LAST TRADE WITH EACH CLUB

National League	Received	Traded	Date
Atlanta	Dusty Baker Ed Goodson	Jimmy Wynn, Jerry Royster Tom Paciorek, Lee Lacy	12/17/75
Chicago	Greg Smith	Jose Vizcaino	12/14/90
Cincinnati	Kal Daniels Lenny Harris	Mariano Duncan Tim Leary	7/18/89
Houston	Terry Wells	Franklin Stubbs	4/1/90
Montreal	Jeff Fischer	Gilberto Reyes	3/28/89
New York	Bob Ojeda, Greg Hansell	Hubie Brooks	12/15/90
Philadelphia	Dennis Cook	Darrin Fletcher	9/13/90
Pittsburgh	Jim Neidlinger	Bill Krueger	10/3/88
St. Louis	John Tudor	Pedro Guerrero	8/16/88
San Diego			
San Francisco	Alex Trevino	Candy Maldonado	12/11/85
American League	Received	Traded	Date
Baltimore	Mike Morgan	Mike Devereaux	3/13/89
Boston	Glenn Hoffman	Bill Bartels	8/17/87
California	Ellie Rodriguez	Orlando Alvarez	3/21/76
Chicago	Jeff Bittiger	Tracy Woodson	11/9/89
Cleveland	Jack Fimple, Larry White Jorge Orta	Rick Sutcliffe, Jack Perconte	12/9/81
Detroit	Mike Wilkins	Mike Munoz	10/1/90
Kansas City	John Serritella Joe Szekeley, Jose Torres	Joe Beckwith	12/9/83
Milwaukee	Bert Heffernan	Darren Holmes	12/12/90
Minnesota	Paul Voigt	Bobby Castillo	1/6/82
	Scotti Madison	Bobby Mitchell	
New York	Gary Thomasson	Brad Gulden	2/15/79
Oakland	Stan Javier	Willie Randolph	5/13/90
Seattle	Matt Young	Dennis Powell Mike Watters	12/10/86
Texas	Steve Allen	Jim Poole	12/29/90
	David Lynch		
Toronto	Mike Sharperson	Juan Guzman	9/21/87

Opponents



ATLANTA BRAVES Western Division

Fulton County Stadium

521 Capitol Ave. SW, Atlanta, GA 30302 (404) 522-7630

Capacity: 52,007 Dimensions: 330-402-330

Director of Public Relations: Jim Schultz

Office phone number: (404) 522-2724 **Home phone number:** (404) 461-0738

Public Relations Assistants: Glen Serra, Mike Ringering

Home Phone number: Serra (404) 973-5259, Ringering (404) 433-1524

Traveling Secretary: Bill Acree

Hotel in Los Angeles: Hyatt Regency

Hotel phone number: (213) 683-1234

Dodgers hotel in Atlanta: Hyatt Regency

Hotel phone number: (404) 577-1234

All-time series record: Dodgers lead, 1028-823

1990 SERIES RECORD: Dodgers won series, 12-6

Date	Site	W-L	Score	Date	Site	W-L	Score	Date	Site	W-L	Score
6/4	LA	W	6-0	7/26	LA	W	8-1	8/12	Atl	W	7-3
6/5	LA	L	4-6	7/27	LA	W	5-4	8/13	Atl	L	5-9
6/6	LA	W	7-5	7/28	LA	W	8-7	9/5	LA	L	2-6
6/25	Atl	W	5-2	7/29	LA	W	4-3	9/6	LA	W	5-0
6/26	Atl	L	2-4	8/10	Atl	L	2-3	9/17	Atl	W	5-2
6/27	Atl	L	0-4	8/11	Atl	W	6-4(10)	9/18	Atl	W	6-2

LOS ANGELES vs. ATLANTA

Batter	Avg.	AB	H	HR	RBI
Brooks	.303	66	20	3	17
Daniels	.367	49	18	3	8
Dempsey	.200	15	3	0	3
Fletcher	.000	1	0	0	0
Gibson	.205	44	9	1	4
Gonzalez	.455	11	5	0	2
Griffin	.156	45	7	0	0
Gwynn	.333	12	4	1	2
Harris	.256	43	11	0	0
Hatcher	.263	19	5	0	1
Javier	.211	38	8	0	3
Murray	.403	67	27	3	16
Offerman	.200	10	2	0	2
Samuel	.283	53	15	1	5
Sciocchia	.216	51	11	1	6
Sharperson	.400	45	18	0	6
Valenzuela	1.000	1	1	0	0
Vizcaino	.300	10	3	0	1
PITCHERS	.077	39	3	0	3
Totals	.275	619	170	13	79

ATLANTA vs. LOS ANGELES

Batter	Avg.	AB	H	HR	RBI
Bell	.250	4	1	0	0
Blauser	.190	58	11	2	6
Cabrera	.111	9	1	0	0
Gant	.265	68	18	3	6
Gregg	.326	43	14	1	3
Justice	.291	55	16	4	13
Kremers	.100	10	1	0	0
Lemke	.231	13	3	0	2
McDowell	.222	45	10	1	2
Murphy	.231	26	6	1	5
Olson	.167	30	5	1	3
Presley	.150	60	9	1	7
Rosario	.000	0	0	0	0
Smith	.311	45	14	0	4
Thomas	.067	15	1	0	0
Treadway	.296	54	16	0	5
Vatcher	.200	5	1	0	0
Whitt	.125	24	3	0	0
PITCHERS	.162	37	6	0	3
Totals	.226	601	136	14	59

Pitcher	ERA	W-L	G	SV	IP
Aase	0.00	0-0	1	0	0.1
Belcher	3.71	1-1	3	0	17.0
Cook	0.00	0-0	1	0	0.1
Crews	2.04	1-0	8	1	17.2
Gott	2.92	0-0	9	2	12.1
Hartley	0.00	2-0	3	0	12.2
Holmes	0.00	0-0	1	0	2.0
Howell	3.52	2-0	4	1	7.2
Maddux	6.00	0-0	1	0	3.0
Martinez	1.38	3-0	3	0	26.0
Morgan	3.28	0-4	4	0	24.2
Neidlinger	1.93	2-0	2	0	14.0
Poole	0.00	0-0	2	0	2.0
Searage	1.17	1-0	5	0	7.2
Valenzuela	12.19	0-1	2	0	10.1
Walsh	9.00	0-0	1	0	2.0
Wells	13.50	0-0	1	0	1.1
Wetteland	0.00	0-0	1	0	1.0
Totals	3.06	12-6	18	4	162.0

Pitcher	ERA	W-L	G	SV	IP
Avery	1.29	2-0	2	0	14.0
Boever	0.00	0-0	1	0	0.2
Castillo	2.45	0-0	7	0	11.0
Clary	8.59	0-2	3	0	7.1
Freeman	0.00	0-0	2	0	3.0
Glavine	10.29	0-2	3	0	14.0
Grant	9.95	0-1	5	0	6.1
Henry	0.90	0-0	6	0	10.0
Hesketh	8.10	0-0	3	1	3.1
Kerfeld	13.50	0-1	2	0	2.2
Leibrandt	4.98	0-3	3	0	21.2
Luecken	0.00	0-1	3	0	2.1
Marak	13.50	0-2	2	0	6.2
Mercker	2.57	0-0	5	1	7.0
Parrett	7.71	0-0	3	0	4.2
Sisk	0.00	0-0	1	0	0.1
Smith	0.00	1-0	1	0	7.0
Smoltz	2.37	3-0	5	0	38.0
Totals	4.56	6-12	18	2	160.0

CHICAGO CUBS Eastern Division**Wrigley Field**

1060 W. Addison, Chicago, IL 60613 (312) 404-2827

Capacity: 39,012 Dimensions: 355-400-353

Media Relations Director: Sharon Panno**Office phone number:** (312) 404-4191**Assistant, Media Relations:** Chuck Wasserstrom**Administrative Assistant:** Wanda Taylor**Traveling Secretary:** Peter Durso**Hotel in Los Angeles:** Hyatt Regency**Hotel phone number:** (213) 683-1234**Dodgers hotel in Chicago:** Hyatt Regency**Hotel phone number:** (312) 565-1234**All-time series record:** Cubs lead, 872-858**1990 SERIES RECORD:** Dodgers won series, 9-3

Date	Site	W-L	Score	Date	Site	W-L	Score	Date	Site	W-L	Score
4/27	LA	W	5-0	5/24	CHI	W	15-6	7/12	CHI	W	6-3
4/28	LA	W	5-4	7/2	LA	W	3-1	7/13	CHI	W	5-2
4/29	LA	L	0-4	7/3	LA	W	7-6	7/14	CHI	W	7-0
5/23	CHI	W	4-3	7/4	LA	L	3-5	7/15	CHI	L	1-5

LOS ANGELES vs. CHICAGO

Batter	Avg.	AB	H	HR	RBI
Brooks	.206	34	7	0	4
Daniels	.286	42	12	3	11
Dempsey	.000	8	0	0	1
Gibson	.423	26	11	0	4
Gonzalez	.286	7	2	0	2
Griffin	.179	39	7	0	1
Gwynn	.500	14	7	0	0
Harris	.318	44	14	0	6
Hatcher	.364	11	4	0	0
Hernandez	.250	4	1	0	1
Javier	.133	15	2	0	2
Murray	.333	36	12	1	3
Samuel	.261	46	12	2	6
Scioscia	.457	35	16	1	8
Sharperson	.333	24	8	0	1
Shelby	.500	2	1	0	0
Traxler	.000	1	0	0	0
Vizcaino	.000	2	0	0	0
PITCHERS	.200	25	5	0	4

CHICAGO vs. LOS ANGELES

Batter	Avg.	AB	H	HR	RBI
Clark	.300	10	3	2	3
Dascenzo	.286	14	4	0	1
Dawson	.342	38	13	1	5
Dunston	.290	31	9	3	6
Girardi	.429	35	15	0	3
Grace	.146	41	6	1	2
McClendon	.000	8	0	0	1
Ramos	.267	30	8	0	2
Salazar	.167	36	6	1	1
Sandberg	.208	48	10	1	7
Smith	.143	21	3	0	1
Varsho	.000	2	0	0	0
Villaneuva	.455	11	5	1	2
Walton	.375	8	3	0	0
Wilkerson	.000	6	0	0	0
Wrona	.000	4	0	0	0
Wynne	.152	33	5	1	3
PITCHERS	.148	27	4	0	0

Totals

Pitcher	ERA	W-L	G	SV	IP
Aase	0.00	0-0	2	1	2.0
Belcher	2.70	2-1	3	0	20.0
Crews	0.00	0-0	3	0	7.0
Gott	0.00	0-0	1	0	1.0
Hartley	2.25	1-0	3	0	4.0
Howell	0.00	0-0	3	2	3.2
Maddux	9.00	0-0	1	0	1.0
Martinez	2.65	2-0	2	0	17.0
Morgan	1.80	1-1	2	0	15.0
Perry	0.00	0-0	1	0	0.1
Searage	0.00	0-0	1	0	1.0
Valenzuela	3.41	3-1	4	0	29.0
Wells	6.00	0-0	1	0	6.0
Totals	2.61	9-3	12	3	107.0

Totals

Pitcher	ERA	W-L	G	SV	IP
Assenmacher	7.20	0-2	6	0	5.0
Bielecki	5.63	0-0	1	0	8.0
Boskie	3.12	0-1	1	0	8.2
Harkey	3.10	1-1	3	0	20.1
Kraemer	0.00	0-0	1	0	0.2
Lancaster	24.00	0-1	3	1	3.0
Long	0.00	0-0	3	0	2.1
Maddux	3.18	1-1	2	0	17.0
Nunez	3.68	0-1	2	0	7.1
Pico	8.64	0-1	3	0	8.1
Williams	2.45	0-1	4	0	3.2
Wilson	2.18	1-0	4	0	20.2
Totals	4.29	3-9	12	1	105.0

CINCINNATI REDS Western Division

Riverfront Stadium

100 Riverfront Stadium, Cincinnati, OH 45202 (513) 421-4510

Capacity: 52,952 Dimensions: 330-404-330

Publicity Director: Jon Braude

Office phone number: (513) 421-2990

Home phone number: (513) 385-4196

Assistant Publicity Director: Joe Kelley

Home phone number: (513) 232-0724

Traveling Secretary: Joel Pieper

Hotel in Los Angeles: Hyatt Regency

Hotel phone number: (213) 683-1234

Dodgers hotel in Cincinnati: Hyatt Regency

Hotel phone number: (513) 579-1234

All-time series record: Dodgers lead, 940-923



1990 SERIES RECORD: Series tied, 9-9

Date	Site	W-L	Score	Date	Site	W-L	Score	Date	Site	W-L	Score
5/31	LA	W	2-1(10)	6/24	CIN	L	6-10	9/7	LA	W	3-1
6/1	LA	L	2-5	7/30	LA	W	4-1	9/8	LA	L	4-8
6/2	LA	L	3-8	7/31	LA	L	2-5	9/9	LA	W	6-4
6/3	LA	L	0-2	8/7	CIN	L	0-1	9/14	CIN	W	10-4
6/22	CIN	W	7-6(10)	8/8	CIN	W	4-2	9/15	CIN	W	3-0
6/23	CIN	L	6-11	8/9	CIN	W	10-3	9/16	CIN	L	5-9

LOS ANGELES vs. CINCINNATI

Batter	Avg.	AB	H	HR	RBI
Brooks	.242	62	15	2	9
Daniels	.280	50	14	5	12
Dempsey	.200	25	5	0	4
Gibson	.194	36	7	2	4
Gonzalez	.125	8	1	0	0
Griffin	.270	63	17	1	8
Gwynn	.300	10	3	1	3
Hansen	.000	1	0	0	0
Harris	.257	35	9	0	0
Hatcher	.160	25	4	0	0
Hernandez	.000	1	0	0	0
Javier	.483	29	14	1	2
Lopez	.000	1	0	0	0
Murray	.269	52	14	1	7
Offerman	.000	1	0	0	0
Samuel	.321	56	18	1	11
Sciocchia	.256	39	10	0	3
Sharperson	.280	50	14	0	3
Shelby	.000	4	0	0	0
Vizzaino	.000	3	0	0	5
PITCHERS	.196	46	9	0	5

CINCINNATI vs. LOS ANGELES

Batter	Avg.	AB	H	HR	RBI
Benzinger	.321	28	9	1	5
Braggs	.250	12	3	1	1
Davis	.227	66	15	4	14
Doran	.500	10	5	0	2
Duncan	.250	48	12	1	5
Griffey	.000	5	0	0	0
Hatcher	.241	54	13	0	2
Larkin	.246	69	17	0	6
Lee	.333	3	1	0	0
Morris	.317	41	13	0	3
O'Neill	.269	52	14	3	6
Oester	.182	11	2	0	2
Oliver	.174	46	8	0	8
Quinones	.375	16	6	0	2
Reed	.158	19	3	0	1
Roomes	.000	3	0	0	0
Sabo	.153	59	9	5	15
Trevino	1.000	2	2	0	1
Winningham	.200	15	3	0	1
PITCHERS	.152	46	7	0	1

Totals	.258	597	154	14	76
---------------	------	-----	-----	----	----

Totals	.235	605	142	15	75
---------------	------	-----	-----	----	----

Pitcher	ERA	W-L	G	SV	IP
Aase	4.50	1-0	2	0	4.0
Belcher	5.82	0-2	3	0	17.0
Cook	27.00	0-0	1	0	0.2
Crews	2.70	0-1	6	1	6.2
Gott	8.53	0-0	5	0	6.1
Hartley	9.00	0-0	2	0	4.0
Holmes	5.40	0-0	2	0	1.2
Howell	2.25	1-0	5	1	8.0
Maddux	0.00	0-0	1	0	0.2
Martinez	2.42	3-0	3	0	26.0
Morgan	3.21	1-1	4	0	28.0
Neidlinger	0.00	1-1	2	0	15.2
Perry	13.50	0-0	1	0	0.2
Poole	0.00	0-0	2	0	1.1
Searage	---	0-0	1	0	0.0
Valenzuela	5.40	2-3	5	0	33.1
Walsh	0.00	0-0	1	0	1.2
Wetteland	4.15	0-1	1	0	4.1

Pitcher	ERA	W-L	G	SV	IP
Armstrong	6.00	0-1	2	0	9.0
Birtsas	0.00	0-0	1	0	2.0
Brown	13.50	0-0	2	0	1.1
Browning	4.55	4-1	5	0	31.2
Charlton	4.91	1-2	6	1	14.2
Dibble	1.50	0-0	5	1	6.0
Jackson	3.48	1-2	4	0	20.2
Layana	4.70	0-0	5	1	7.2
Mahler	5.87	1-0	3	0	15.1
Myers	0.71	0-1	7	4	12.2
Rijo	3.67	1-1	4	0	27.0
Rodriguez	0.00	0-0	2	0	1.0
Scudder	3.27	1-1	3	0	11.0

Totals	3.94	9-9	18	2	160.0
---------------	------	-----	----	---	-------

Totals	3.99	9-9	18	7	160.0
---------------	------	-----	----	---	-------

HOUSTON ASTROS Western Division**Astrodome**

8400 Kirby Dr., Gate 5 Houston, TX 77054 (713) 799-9500

Capacity: 54,816 Dimensions: 330-400-330

Director of Public Relations: Rob Matwick**Office phone number:** (713) 799-9596**Asst. Director of Public Relations:** Chuck Pool**Traveling Secretary:** Barry Waters**Hotel in Los Angeles:** Hyatt Regency**Hotel phone number:** (213) 683-1234**Dodgers hotel in Houston:** Westin Galleria**Hotel phone number:** (713) 960-8100**All-time series record:** Dodgers lead, 293-224**1990 SERIES RECORD:** Series tied, 9-9

Date	Site	W-L	Score	Date	Site	W-L	Score	Date	Site	W-L	Score
4/13	HOU	W	6-1	4/22	LA	W	2-0	6/20	LA	W	3-2
4/14	HOU	L	3-7	6/11	HOU	L	3-5	9/3	LA	L	3-7
4/15	HOU	W	5-4(10)	6/12	HOU	L	4-5	9/4	LA	L	8-10
4/19	LA	W	7-3	6/13	HOU	L	1-5	9/24	HOU	W	7-5(11)
4/20	LA	L	2-4	6/18	LA	W	5-2	9/25	HOU	W	3-1(10)
4/21	LA	L	5-6	6/19	LA	W	5-1	9/26	HOU	L	1-10

LOS ANGELES vs. HOUSTON

Batter	Avg.	AB	H	HR	RBI
Brooks	.231	65	15	3	9
Daniels	.396	53	21	3	15
Dempsey	.000	4	0	0	0
Gibson	.333	27	9	1	1
Gonzalez	.125	8	1	0	0
Griffin	.236	55	13	0	2
Gwynn	.100	20	2	0	2
Hamilton	.111	9	1	0	0
Harris	.315	54	17	0	4
Hatcher	.100	10	1	0	0
Hernandez	.250	4	1	0	0
Javier	.375	24	9	1	2
Lopez	.000	1	0	0	0
Lyons	.000	1	0	0	0
Murray	.294	68	20	3	10
Offerman	.000	1	0	0	0
Randolph	.321	28	9	1	5
Samuel	.125	48	6	0	3
Scioscia	.226	62	14	4	9
Sharperson	.250	28	7	0	2
Shelby	.000	2	0	0	0
Vizcaino	.000	2	0	0	0
PITCHERS	.139	36	5	0	2

HOUSTON vs. LOS ANGELES

Batter	Avg.	AB	H	HR	RBI
Anthony	.167	18	3	1	5
Biggio	.321	56	18	0	4
Caminiti	.250	60	15	0	6
Candaele	.370	27	10	3	7
Cedeno	.000	0	0	0	0
Davidson	.000	5	0	0	1
Davis	.226	53	12	3	10
Doran	.366	41	15	1	5
Gedman	.087	23	2	0	1
Gonzalez	.333	3	1	0	0
Nichols	.000	0	0	0	0
Oberkfell	.167	12	2	0	2
Ortiz	.250	8	2	0	0
Puhl	.250	16	4	0	1
Ramirez	.327	55	18	0	5
Rhodes	.444	9	4	0	0
Rohde	.278	18	5	0	2
Simms	.000	0	0	0	0
Stubbs	.245	53	13	6	13
Trevino	.167	6	1	0	0
Wilson	.279	43	12	4	8
Yelding	.171	41	7	0	2
Young	.217	23	5	0	0
PITCHERS	.059	34	2	0	1

Totals .248 610 151 16 66**Totals** .250 604 151 18 73

Pitcher	ERA	W-L	G	SV	IP
Aase	2.89	0-0	6	0	9.1
Belcher	4.97	1-2	4	0	25.1
Crews	1.64	0-0	9	0	11.0
Gott	2.45	1-1	7	0	7.1
Hartley	0.00	0-0	1	0	2.1
Hershiser	4.15	1-0	2	0	13.0
Holmes	2.08	0-0	3	0	4.1
Howell	2.00	2-1	6	2	9.0
Maddux	135.00	0-1	1	0	0.1
Martinez	2.77	2-0	4	0	26.0
Morgan	5.17	1-2	3	0	15.2
Poole	8.10	0-0	6	0	3.1
Searage	0.00	0-0	3	0	3.0
Valenzuela	5.64	1-1	4	0	22.1
Walsh	8.10	0-0	3	0	3.1
Wetteland	6.75	0-1	3	0	5.1

Pitcher	ERA	W-L	G	SV	IP
Agosto	4.09	1-1	11	0	11.0
Andersen	0.00	2-0	3	0	6.0
Clancy	4.91	0-1	4	0	11.0
Darwin	1.93	0-0	6	1	9.1
Dashaies	2.05	2-0	3	0	22.0
Gullickson	2.92	2-2	4	0	24.2
Hernandez	0.00	0-0	5	0	5.2
Kerfeld	3.86	0-1	3	0	2.1
Meyer	1.42	0-0	3	0	6.1
Osuna	3.38	1-0	2	0	2.2
Portugal	6.64	0-1	4	0	20.1
Schatzeder	4.91	0-0	4	0	3.2
Scott	3.33	1-2	5	0	27.0
Smith	2.00	0-1	8	7	9.0

Totals 4.25 9-9 18 2 161.0**Totals** 3.24 9-9 18 8 161.0

MONTREAL EXPOS Eastern Division**Olympic Stadium**

P. O. Box 500, Station "M" Montreal, Quebec H1V 3P2 (514) 253-3434

Capacity: 43,739 Dimensions: 325-404-325

Director of Media Relations: Richard Griffin**Director of Media Services:** Monique Giroux**Office phone number:** (514) 253-3263**Home phone number:** Griffin (514) 695-4186, Giroux (514) 384-9924**Director, Team Travel:** Erik Ostling**Hotel in Los Angeles:** Hyatt Regency**Hotel phone number:** (213) 683-1234**Dodgers hotel in Montreal:** Le Centre Sheraton**Hotel phone number:** (514) 878-2000**All-time series record:** Dodgers lead, 156-103**1990 SERIES RECORD:** Series tied, 6-6

Date	Site	W-L	Score	Date	Site	W-L	Score	Date	Site	W-L	Score
5/8	MON	L	1-9	5/15	LA	W	3-2	8/19	LA	L	1-2
5/9	MON	L	3-5	5/16	LA	W	3-2	8/31	MON	L	2-5
5/10	MON	L	2-8	8/17	LA	W	7-6	9/1	MON	L	0-6
5/14	LA	W	3-2	8/18	LA	W	3-2	9/2	MON	W	12-5

LOS ANGELES vs. MONTREAL

Batter	Avg.	AB	H	HR	RBI
Brooks	.262	42	11	1	2
Daniels	.225	40	9	6	11
Dempsey	.000	5	0	0	0
Fletcher	.000	0	0	0	0
Gibson	.333	21	7	0	3
Gonzalez	.000	1	0	0	0
Griffin	.188	32	6	0	1
Gwynn	.625	8	5	0	1
Harris	.316	38	12	1	2
Hatcher	.000	4	0	0	0
Javier	.313	16	5	0	1
Murray	.333	39	13	2	4
Offerman	.300	10	3	1	1
Randolph	.200	10	2	0	0
Samuel	.083	36	3	0	0
Scioscia	.111	27	3	1	5
Sharperson	.095	21	2	1	3
Shelby	.000	1	0	0	0
Traxler	.250	4	1	0	0
Vizcaino	.000	1	0	0	0
PITCHERS	.130	23	3	1	2

MONTREAL vs. LOS ANGELES

Batter	Avg.	AB	H	HR	RBI
Aldrete	.429	7	3	1	2
Alou	.000	1	0	0	0
DeShields	.319	47	15	1	4
Fitzgerald	.286	21	6	0	2
Foley	.154	13	2	0	0
Galarraga	.233	43	10	1	7
Goff	.056	18	1	1	2
Grissom	.238	21	5	0	1
Johnson	.000	1	0	0	0
Martinez	.400	30	12	0	4
Nixon	.125	8	1	0	0
Noboa	.500	2	1	0	0
Owen	.133	30	4	0	2
Raines	.333	42	14	2	9
Santovenia	.500	2	1	0	1
Walker	.324	37	12	0	2
Wallach	.362	47	17	4	12
PITCHERS	.067	30	2	1	2

Totals	ERA	W-L	G	SV	IP	Totals	ERA	W-L	G	SV	IP
Totals	4.19	6-6	12	4	103.0	Totals	3.22	6-6	12	4	103.1
Aase	8.31	0-0	5	1	4.1	Boyd	0.00	1-0	1	0	9.0
Belcher	9.00	0-1	1	0	5.0	Burke	4.50	0-0	4	1	2.0
Crews	1.80	1-0	5	1	10.0	Frey	0.00	0-0	3	2	3.0
Gott	0.00	0-0	2	1	3.0	Gardner	9.53	0-2	3	0	11.1
Hartley	6.14	0-1	3	0	7.1	Gross	2.79	1-1	3	0	19.1
Holmes	0.00	0-0	1	0	2.0	Hall	0.00	0-1	2	1	5.1
Howell	2.45	0-0	3	1	3.2	Martinez	2.35	2-1	3	0	23.0
Martinez	4.19	1-2	3	0	19.1	Mohorcic	7.71	0-0	2	0	4.2
Morgan	3.60	1-1	2	0	15.0	Nabholz	2.08	1-0	2	0	13.0
Munoz	0.00	0-0	3	0	2.0	Rojas	9.00	0-1	2	0	5.0
Neidlinger	9.31	1-0	2	0	9.2	Ruskin	0.00	0-0	1	0	0.2
Poole	0.00	0-0	1	0	0.1	Sampen	0.00	1-0	1	0	5.0
Searage	9.00	0-0	1	0	1.0	Schmidt	0.00	0-0	2	0	2.0
Valenzuela	2.37	2-1	3	0	19.0						
Walsh	0.00	0-0	2	0	1.1						

NEW YORK METS Eastern Division**Shea Stadium**

Flushing, NY 11368 (718) 507-METS

Capacity: 55,601 Dimensions: 338-410-338

Director of Public Relations: Jay Horwitz**Office phone number:** (718) 565-4330**Home phone number:** (201) 546-5089**Asst. Director of Public Relations:** TBA**Traveling Secretary:** Bob O'Hara**Hotel in Los Angeles:** Sheraton Grande**Hotel phone number:** (213) 617-1133**Dodgers hotel in New York:** Grand Hyatt**Hotel phone number:** (212) 883-1234**All-time series record:** Dodgers lead, 217-166**1990 SERIES RECORD:** Mets won series, 7-5

Date	Site	W-L	Score	Date	Site	W-L	Score	Date	Site	W-L	Score
5/11	NY	L	4-9	8/14(1)	NY	L	8-9	8/23	LA	W	4-2
5/12	NY	L	0-7	8/14(2)	NY	W	2-1	8/24	LA	L	2-3
5/21	LA	L	3-12	8/15	NY	W	3-2	8/25	LA	W	3-2(14)
5/22	LA	L	3-8	8/16	NY	L	1-4	8/26	LA	W	2-1

LOS ANGELES vs. NEW YORK

Batter	Avg.	AB	H	HR	RBI
Brooks	.171	41	7	1	2
Daniels	.133	30	4	1	5
Dempsey	.214	14	3	0	1
Gibson	.250	24	6	0	0
Gonzalez	.417	12	5	2	2
Griffin	.111	27	3	0	1
Gwynn	.111	9	1	0	0
Harris	.387	31	12	0	5
Hatcher	.167	12	2	0	2
Javier	.071	28	2	0	2
Murray	.282	39	11	1	8
Offerman	.000	7	0	0	1
Randolph	.167	6	1	0	0
Samuel	.182	33	6	0	1
Scioscia	.269	26	7	0	2
Sharperson	.471	34	16	1	2
Shelby	.333	3	1	0	0
Traxler	.000	3	0	0	0
PITCHERS	.105	19	2	0	1

NEW YORK vs. LOS ANGELES

Batter	Avg.	AB	H	HR	RBI
Boston	.289	45	13	1	5
Carr	.000	1	0	0	0
Carreon	.333	6	2	0	0
Elster	.375	16	6	1	4
Hundley	.000	8	0	0	0
Jefferies	.192	52	10	0	3
Johnson	.244	45	11	2	8
Lyons	.500	4	2	0	0
Magadan	.333	30	10	0	5
Marshall	.333	15	5	1	7
McReynolds	.306	36	11	3	8
Mercado	.500	2	1	0	0
Miller	.333	9	3	0	0
O'Malley	.167	18	3	0	2
Reed	.143	7	1	0	0
Sasser	.286	28	8	0	4
Strawberry	.225	40	9	2	5
Teufel	.250	4	1	0	1
Torve	.375	16	6	0	0
Trevino	.500	2	1	0	1
PITCHERS	.214	28	6	0	4

Totals .224 398 89 6 35**Totals** .265 412 109 10 57

Pitcher	ERA	W-L	G	SV	IP
Aase	0.00	1-0	4	0	6.0
Belcher	6.75	0-1	1	0	5.1
Crews	1.80	0-1	7	0	10.0
Gott	1.29	0-1	5	0	7.0
Hartley	1.10	2-0	5	0	16.1
Howell	0.00	0-0	5	4	8.0
Maddux	4.66	0-0	3	0	9.2
Martinez	7.15	0-1	2	0	11.1
Morgan	9.31	1-2	4	0	19.1
Perry	0.00	0-0	1	0	1.0
Searage	27.00	0-0	1	0	0.1
Valenzuela	2.57	1-0	1	0	7.0
Walsh	3.00	0-0	4	0	3.0
Wetteland	7.71	0-1	2	0	4.2

Pitcher	ERA	W-L	G	SV	IP
Brown	---	0-0	0	0	0.0
Cone	3.38	0-2	2	0	16.0
Darling	2.16	1-1	2	0	8.1
Fernandez	3.46	0-1	2	0	13.0
Franco	0.00	0-0	3	3	2.0
Gooden	4.44	4-0	4	0	26.1
Musselman	4.50	0-0	2	0	2.0
Ojeda	1.42	1-0	4	0	12.2
Pena	3.00	0-0	3	1	6.0
Viola	1.13	1-1	2	0	16.0
Whitehurst	1.13	0-0	5	1	8.0

Totals 4.21 5-7 12 4 109.0**Totals** 2.77 7-5 12 5 110.1

PHILADELPHIA PHILLIES Eastern Division**Veterans Stadium**

Broad and Pattison Streets, Philadelphia, PA 19148 (215) 463-6000

Capacity: 62,382 Dimensions: 330-408-330

Vice President, Public Relations: Larry Shenk**Office phone number:** (215) 755-9321**Home phone number:** (302) 478-5154**Publicity Assistants:** Gene Dias, Leigh McDonald**Home phone numbers:** Dias (609) 482-6618, McDonald (215) 659-2981**Traveling Secretary:** Eddie Ferenz**Hotel in Los Angeles:** Hyatt Regency**Hotel phone number:** (213) 683-1234**Dodgers hotel in Philadelphia:** Sheraton Society Hill**Hotel phone number:** (215) 238-6000**All-time series record:** Dodgers lead, 975-743**1990 SERIES RECORD:** Dodgers won series, 8-4

Date	Site	W-L	Score	Date	Site	W-L	Score	Date	Site	W-L	Score
5/4	PHI	L	3-8	5/19	LA	L	12-15(11)	8/22	LA	W	3-2
5/5	PHI	W	3-0	5/20	LA	W	6-3	8/28	PHI	W	5-1
5/6	PHI	L	5-9	8/20	LA	W	2-1	8/29	PHI	W	12-2
5/18	LA	W	4-2	8/21	LA	L	11-12	8/30	PHI	W	3-2

LOS ANGELES vs. PHILADELPHIA

Batter	Avg.	AB	H	HR	RBI
Brooks	.356	45	16	3	12
Daniels	.300	30	9	2	9
Dempsey	.308	13	4	2	2
Gibson	.294	17	5	0	1
Gonzalez	.308	13	4	0	2
Griffin	.333	36	12	0	5
Gwynn	.250	12	3	2	5
Harris	.208	24	5	0	2
Hatcher	.286	14	4	0	2
Javier	.238	21	5	0	4
Murray	.304	46	14	0	2
Offerman	.200	10	2	0	0
Randolph	.100	10	1	0	1
Samuel	.161	31	5	0	1
Scioscia	.379	29	11	2	8
Sharperson	.300	40	12	1	4
Shelby	.333	3	1	0	2
Valenzuela	1.000	1	1	0	0
PITCHERS	.200	25	5	0	0

PHILADELPHIA vs. LOS ANGELES

Batter	Avg.	AB	H	HR	RBI
Booker	.267	15	4	0	3
Campusano	.000	3	0	0	0
Daulton	.231	39	9	0	0
Dykstra	.348	46	16	0	2
Ford	.000	4	0	0	0
Hayes C.	.279	43	12	1	2
Hayes Y.	.222	45	10	2	6
Herr	.227	44	10	0	5
Hollins	.286	7	2	0	1
Jordan	.423	26	11	1	9
Kruk	.229	35	8	1	6
Lake	.429	7	3	0	1
Martinez	.364	11	4	0	3
Murphy	.400	25	10	1	8
Nieto	.000	0	0	0	0
Ready	.286	7	2	0	1
Thon	.279	43	12	0	6
PITCHERS	.040	25	1	1	3

Totals .283 420 119 12 62**Totals** .268 425 114 7 56

Pitcher	ERA	W-L	G	SV	IP
Aase	15.00	0-0	2	0	3.0
Belcher	2.57	1-0	1	0	7.0
Crews	10.80	0-1	5	1	8.1
Gott	0.00	2-0	3	0	4.2
Hartley	2.70	0-0	5	1	10.0
Howell	4.05	0-1	4	1	6.2
Maddux	4.50	0-0	1	0	2.0
Martinez	5.29	2-1	3	0	17.0
Morgan	0.56	1-0	2	0	16.0
Munoz	18.00	0-1	2	0	1.0
Neidlinger	1.84	1-0	2	0	14.2
Searage	10.80	0-0	2	0	1.2
Valenzuela	6.75	1-0	2	0	9.1
Walsh	9.00	0-0	3	1	1.0
Wetteland	1.59	0-0	2	0	5.2

Pitcher	ERA	W-L	G	SV	IP
Akerfelds	6.43	0-0	6	0	7.0
Boever	2.08	0-2	4	0	4.1
Carman	2.25	2-0	7	1	12.0
Combs	4.73	0-1	3	0	13.1
Cook	9.00	0-0	4	0	10.0
DeJesus	3.07	0-1	2	0	14.2
Freeman	0.00	0-0	2	0	2.1
Greene	13.50	0-1	1	0	2.0
Grimsley	9.00	0-0	1	0	3.0
Howell	4.50	0-1	1	0	6.0
McDowell	3.12	2-0	7	0	8.2
Mulholland	2.00	0-1	2	0	9.0
Parrett	0.00	0-0	3	0	3.2
Ruffin	9.00	0-1	3	0	11.0

Totals 4.00 8-4 12 4 108.0**Totals** 4.54 4-8 12 1 107.0

PITTSBURGH PIRATES Eastern Division**Three Rivers Stadium**

600 Stadium Circle, Pittsburgh, PA 15212 (412) 323-5000

Capacity: 58,729 Dimensions: 335-400-335

Media Relations Director: Jim Lachimia**Office phone number:** (412) 323-5018**Home phone number:** (412) 276-2061**Assistant Media Relations Director:** Jim Trdinich**Home phone number:** (412) 486-2396**Traveling Secretary:** Greg Johnson**Hotel in Los Angeles:** Sheraton Grande**Hotel phone number:** (213) 617-1133**Dodgers hotel in Pittsburgh:** Hilton**Hotel phone number:** (412) 391-4600**All-time series record:** Dodgers lead, 891-837**1990 SERIES RECORD:** Pittsburgh won series, 8-4

Date	Site	W-L	Score	Date	Site	W-L	Score	Date	Site	W-L	Score
5/1	LA	W	4-1	5/30	PIT	L	3-5	7/8	LA	L	2-7
5/2	LA	W	6-2	7/5	LA	L	6-9	7/20	PIT	L	2-4
5/28	PIT	L	5-6	7/6	LA	L	3-6	7/21	PIT	W	6-0
5/29	PIT	L	5-9	7/7	LA	W	4-2	7/22	PIT	L	6-11

LOS ANGELES vs. PITTSBURGH

Batter	Avg.	AB	H	HR	RBI
Brooks	.277	47	13	0	4
Daniels	.357	42	15	2	7
Dempsey	.364	11	4	0	0
Gibson	.231	26	6	0	2
Gonzalez	.000	10	0	0	0
Griffin	.121	33	4	0	1
Gwynn	.222	9	2	0	1
Harris	.267	30	8	0	0
Hatcher	.500	4	2	0	4
Javier	.273	11	3	0	0
Murray	.257	43	11	3	11
Randolph	1.000	4	4	0	1
Samuel	.256	39	10	1	5
Scioscia	.281	32	9	0	7
Sharperson	.250	20	5	0	1
Shelby	.333	3	1	0	0
Vizcaino	.333	9	3	0	1
PITCHERS	.143	21	3	0	2

Totals	ERA	W-L	G	SV	IP
Totals	.261	394	103	6	97
Aase	---	0-0	0	0	0.0
Belcher	1.03	3-0	4	0	35.0
Crews	4.50	0-0	2	0	4.0
Gott	0.00	0-0	5	0	5.2
Hartley	3.60	0-0	3	0	5.0
Howell	0.00	0-1	3	0	3.0
Maddux	3.00	0-0	2	0	3.0
Martinez	8.64	0-2	2	0	8.1
Morgan	7.27	0-2	2	0	8.2
Perry	16.88	0-0	2	0	2.2
Searage	2.25	0-0	5	0	8.0
Valenzuela	4.73	1-1	2	0	13.1
Wells	14.14	0-2	2	0	7.0
Totals	4.25	4-8	12	0	103.2

PITTSBURGH vs. LOS ANGELES

Batter	Avg.	AB	H	HR	RBI
Backman	.300	20	6	0	4
Bell	.217	46	10	1	4
Belliard	.250	4	1	0	3
Bilardello	.000	8	0	0	0
Bonds	.324	37	12	2	10
Bonilla	.340	47	16	3	7
Bream	.323	31	10	2	7
Cangelosi	.000	1	0	0	0
King	.438	16	7	0	3
Lavalliere	.250	16	4	0	0
Lind	.235	34	8	0	6
Merced	.250	4	1	0	0
Redus	.167	12	2	1	4
Reynolds	.250	32	8	0	2
Slaughter	.267	15	4	0	2
Van Slyke	.171	35	6	1	4
PITCHERS	.172	29	5	0	2

Totals	ERA	W-L	G	SV	IP
Totals	.261	387	100	10	58
Bair	27.00	0-0	1	0	0.2
Belinda	5.40	0-0	5	0	5.0
Drabek	2.57	1-0	1	0	7.0
Heaton	3.00	0-1	1	0	6.0
Kipper	0.96	1-0	5	0	9.1
Kramer	0.00	0-0	2	0	2.2
Landrum	3.60	1-0	5	1	5.0
Patterson	3.97	1-0	5	1	11.1
Power	0.00	0-0	3	1	3.1
Reed	8.38	1-0	2	0	9.2
Ruskin	0.00	0-0	5	1	5.1
Smiley	1.98	1-1	2	0	13.2
Terrell	7.24	1-2	3	0	13.2
Tibbs	0.00	0-0	1	0	1.0
Walk	5.56	1-0	2	0	11.1
Totals	4.03	8-4	12	4	105.0

ST. LOUIS CARDINALS Eastern Division

Busch Memorial Stadium

250 Stadium Plaza, St. Louis, MO 63102 (314) 421-3060

Capacity: 54,224 Dimensions: 330-414-330

Public Relations Director: Jeff Wehling

Office phone number: (314) 425-0626

Home phone number: (618) 288-3250

Public Relations Manager: Brian Bartow

Home phone number: (314) 832-0154

Traveling Secretary: C.J. Cherre

Hotel in Los Angeles: Hyatt Regency

Hotel phone number: (213) 683-1234

Dodgers hotel in St. Louis: Adams Mark

Hotel phone number: (314) 241-7400

All-time series record: Cardinals lead, 865-864



1990 SERIES RECORD: Dodgers won series, 7-5

Date	Site	W-L	Score	Date	Site	W-L	Score	Date	Site	W-L	Score
4/24	LA	W	3-0	5/26	STL	W	8-0	7/1	LA	L	5-6
4/25	LA	L	1-5	5/27	STL	W	14-7	7/16	STL	W	5-2
4/26	LA	L	1-7	6/29	LA	W	6-0	7/17	STL	L	0-3
5/25	STL	W	4-1	6/30	LA	L	5-6	7/18	STL	W	6-1

LOS ANGELES vs. ST. LOUIS

Batter	Avg.	AB	H	HR	RBI
Brooks	.250	44	11	1	7
Daniels	.207	29	6	0	1
Dempsey	.375	8	3	0	1
Gibson	.238	21	5	0	5
Gonzalez	.222	9	2	0	0
Griffin	.244	45	11	0	7
Gwynn	.182	11	2	0	3
Harris	.359	39	14	0	5
Hatcher	.429	7	3	0	0
Javier	.440	25	11	0	5
Murray	.364	33	12	1	4
Randolph	.273	11	3	0	0
Samuel	.295	44	13	2	5
Scioccia	.243	37	9	0	6
Sharperson	.300	20	6	0	3
Shelby	.500	2	1	0	0
Traxler	.000	2	0	0	0
Vizcaino	.000	0	0	0	0
PITCHERS	.088	34	3	1	2

ST. LOUIS vs. LOS ANGELES

Batter	Avg.	AB	H	HR	RBI
Brunansky	.091	11	1	0	0
Coleman	.216	51	11	0	0
Collins	.667	3	2	0	0
Guerrero	.326	43	14	2	11
Hudler	.000	5	0	0	0
Jones	.125	8	1	0	0
McGee	.213	47	10	0	3
Morris	.000	4	0	0	0
Oquendo	.282	39	11	0	3
Pagnozzi	.200	5	1	0	1
Pendleton	.194	31	6	0	1
Smith	.400	45	18	0	5
Thompson	.160	25	4	0	1
Walling	.167	18	3	0	1
Wilson	.200	10	2	0	1
Zeile	.206	34	7	1	4
PITCHERS	.182	22	4	0	1

Totals	ERA	W-L	G	SV	IP
Totals	.273	421	115	5	54
Aase	0.00	0-0	1	0	1.0
Belcher	8.53	0-1	1	0	6.2
Crews	1.86	1-1	5	0	9.2
Gott	9.00	0-1	4	0	4.0
Hartley	0.00	0-0	1	0	2.0
Hershiser	7.11	0-1	1	0	6.1
Howell	0.00	0-0	3	2	5.0
Maddux	0.00	0-0	1	0	1.0
Martinez	2.14	2-0	3	0	21.0
Morgan	1.17	2-0	3	0	23.0
Perry	0.00	0-0	1	0	1.0
Poole	27.00	0-0	2	0	0.2
Searage	6.75	0-0	2	0	1.1
Valenzuela	1.20	1-1	2	0	15.0
Wells	1.42	1-0	1	0	6.1
Wetteland	13.50	0-0	2	0	3.1
Totals	3.03	7-5	12	2	107.1

Totals	ERA	W-L	G	SV	IP
Totals	.237	401	95	3	32
Dayley	4.15	0-0	3	0	4.1
DeLeon	5.91	1-3	4	0	21.1
DiPino	4.91	1-0	4	0	7.1
Horton	2.08	0-0	5	0	8.2
Magrane	4.15	0-2	2	0	13.0
Niedenfuier	5.06	0-0	3	0	5.1
Smith, B.	0.93	2-1	3	0	19.1
Smith, L.	0.00	0-0	4	3	5.0
Terry	9.45	0-0	4	0	6.2
Tewksbury	1.00	0-1	2	0	9.0
Tudor	6.00	1-0	1	0	6.0
Totals	3.82	5-7	12	3	106.0

SAN DIEGO PADRES Western Division**San Diego Jack Murphy Stadium**

9449 Friars Road, San Diego, CA 92108 (619) 283-7294

Capacity: 59,022 Dimensions: 330-405-330

Media Relations Director: Jim Ferguson**Office phone number:** (619) 584-7210**Home phone number:** (619) 549-4990**Assistant Media Relations Director:** Roger Riley**Home phone number:** (619) 283-1646**Traveling Secretary:** Doc Mattei**Hotel in Los Angeles:** Sheraton Grande**Hotel phone number:** (213) 617-1133**Dodgers hotel in San Diego:** Marriott Mission Valley**Hotel phone number:** (619) 692-3800**All-time series record:** Dodgers lead, 208-181**1990 SERIES RECORD:** Series tied, 9-9

Date	Site	W-L	Score	Date	Site	W-L	Score	Date	Site	W-L	Score
4/9	LA	W	4-2	6/15	LA	L	1-3(10)	9/19	LA	L	4-9
4/10	SD	W	1-0	6/16	LA	W	5-2	9/20	LA	W	7-2
4/11	SD	L	1-3	6/17	LA	W	6-3	10/1	LA	W	2-1
4/12	SD	L	6-8	9/10	SD	L	2-5	10/2	LA	W	8-7(10)
6/8	SD	L	6-12	9/11	SD	L	0-4	10/3	LA	L	3-7
6/9	SD	W	5-4(11)	9/12	SD	W	10-3				

LOS ANGELES vs. SAN DIEGO

Batter	Avg.	AB	H	HR	RBI
Brooks	.291	55	16	3	9
Daniels	.243	37	9	1	7
Dempsey	.118	17	2	0	1
Gibson	.152	33	5	2	7
Gonzalez	.125	16	2	0	0
Griffin	.200	40	8	0	5
Gwynn	.235	17	4	1	1
Hamilton	.133	15	2	0	1
Hansen	.200	5	1	0	1
Harris	.361	36	13	1	1
Hatcher	.077	13	1	0	2
Hernandez	.200	10	2	0	0
Javier	.357	42	15	1	3
Lopez	.000	2	0	0	0
Lyons	.000	2	0	0	0
Murray	.358	67	24	5	10
Offerman	.111	18	2	0	3
Randolph	.267	15	4	0	1
Samuel	.276	58	16	4	7
Scioscia	.154	39	6	1	3
Sharperson	.229	35	8	0	6
Shelby	.000	1	0	0	0
Vizcaino	.500	6	3	0	0
PITCHERS	.167	36	6	0	2

SAN DIEGO vs. LOS ANGELES

Batter	Avg.	AB	H	HR	RBI
Abner	.333	6	2	0	0
Alomar	.333	54	18	1	5
Carter	.247	73	18	3	12
Clark, Ja.	.157	51	8	2	5
Clark, Je.	.333	15	5	3	6
Cora	.214	28	6	0	0
Faries	.091	11	1	0	0
Gwynn	.245	49	12	1	7
Jackson	.318	22	7	2	3
Lampkin	.000	3	0	0	0
Lynn	.265	34	9	3	4
Nelson	.000	2	0	0	0
Pagliarulo	.340	53	18	4	7
Parent	.250	20	5	1	1
Roberts	.222	54	12	1	3
Santiago	.277	47	13	3	13
Stephenson	.318	22	7	0	1
Templeton	.313	48	15	0	6
PITCHERS	.108	37	4	0	1

Totals	ERA	W-L	G	SV	IP	Totals	ERA	W-L	G	SV	IP
Totals	.242	615	149	19	70	Totals	.254	629	160	24	74
Pitcher	ERA	W-L	G	SV	IP	Pitcher	ERA	W-L	G	SV	IP
Aase	11.57	0-1	6	1	4.2	Benes	2.14	1-2	5	0	33.2
Belcher	3.21	1-0	2	0	14.0	Clements	---	0-0	1	0	0.0
Cook	9.00	0-1	1	0	5.0	Dunne	11.57	0-1	1	0	2.1
Crews	4.50	1-1	6	0	8.0	Grant	3.52	0-0	4	0	7.2
Gott	4.15	0-1	4	0	4.1	Hammaker	81.00	0-1	1	0	0.2
Hartley	12.71	0-2	3	0	5.2	Harris	1.17	1-0	9	2	15.1
Hershiser	1.50	0-0	1	0	6.0	Hurst	3.27	1-1	3	0	22.0
Holmes	13.50	0-1	4	0	4.0	Lefferts	0.77	1-1	8	2	11.2
Howell	3.24	0-1	6	2	8.1	Lilliquist	6.00	1-0	1	0	6.0
Martinez	1.60	3-0	5	0	39.1	Rasmussen	4.35	1-1	4	0	20.2
Morgan	3.32	1-0	3	0	19.0	Rodriguez	3.18	0-0	2	1	5.2
Munoz	0.00	0-0	1	0	1.0	Schiraldi	3.12	2-0	6	0	8.2
Neidlinger	4.05	0-0	1	0	6.2	Show	6.11	1-2	6	0	17.2
Poole	0.00	0-0	2	0	2.1	Whitson	5.11	0-0	2	0	12.1
Searage	0.00	0-0	1	0	1.1						
Valenzuela	3.47	0-1	4	0	23.1						
Walsh	0.00	1-0	4	0	3.1						
Wetteland	2.25	2-0	6	0	8.0						
Totals	3.72	9-9	18	3	164.1	Totals	3.62	9-9	18	5	164.0

SAN FRANCISCO GIANTS Western Division**Candlestick Park**

San Francisco, CA 94124 (415) 468-3700

Capacity: 62,000 Dimensions: 335-400-335

Media Relations Director: Matt Fischer**Office phone number:** (415) 330-2448 **Home phone number:** (415) 341-1228**Asst. Director of Media Relations:** Robin Carr Locke**Home phone number:** (415) 775-1677**Director of Travel:** Dirk Smith**Hotel in Los Angeles:** Hyatt Regency **Hotel phone number:** (213) 683-1234**Dodgers hotel in San Francisco:** Hilton **Hotel phone number:** (415) 771-1400**All-time series record:** Giants lead, 943-920**1990 SERIES RECORD:** San Francisco won series, 10-8

Date	Site	W-L	Score	Date	Site	W-L	Score	Date	Site	W-L	Score
4/16	LA	L	1-3	7/25	LA	L	2-7	9/21	LA	W	16-3
4/17	SF	W	10-5	8/1	LA	L	1-2	9/22	LA	W	6-3
4/18	SF	W	6-2	8/2	SF	L	1-3	9/23	LA	L	2-6
4/30	LA	L	4-8	8/3	SF	W	11-2	9/28	SF	L	6-7
7/23	LA	W	11-1	8/4	SF	L	1-2	9/29	SF	L	3-4
7/24	LA	W	9-2	8/5	SF	W	12-6	9/30	SF	L	2-8

LOS ANGELES vs. SAN FRANCISCO

Batter	Avg.	AB	H	HR	RBI	Batter	Avg.	AB	H	HR	RBI
Brooks	.299	67	20	3	16	Anderson	.125	8	1	0	0
Daniels	.333	48	16	1	8	Bass	.306	36	11	0	6
Dempsey	.125	8	1	0	2	Bathe	.000	4	0	0	1
Gibson	.300	40	12	2	7	Benjamin	.222	9	2	0	0
Gonzalez	.250	4	1	0	0	Butler	.411	73	30	0	4
Griffin	.196	46	9	0	4	Carter	.143	21	3	1	1
Gwynn	.368	19	7	0	4	Clark	.408	49	20	1	12
Hansen	.000	1	0	0	0	Decker	.300	20	6	1	5
Harris	.281	57	16	0	4	Kennedy	.333	30	10	0	4
Hatcher	.154	13	2	0	2	Kingery	.304	23	7	0	1
Hernandez	.000	1	0	0	0	Komminsk	.000	1	0	0	0
Javier	.370	27	10	0	2	Laga	.000	4	0	0	0
Lopez	.000	2	0	0	0	Leach	.179	28	5	0	2
Lyons	.500	2	1	1	2	Leonard	.111	9	1	1	1
Munoz	.000	1	0	0	0	Litton	.182	22	4	0	2
Murray	.382	68	26	6	20	Manwaring	.143	7	1	0	0
Offerman	.000	1	0	0	0	Mitchell	.292	48	14	4	7
Randolph	.167	12	2	0	1	Parker	.500	2	1	0	0
Samuel	.313	48	15	2	8	Perezchica	.000	1	0	0	0
Scioscia	.328	58	19	2	9	Riles	.105	19	2	0	0
Sharperson	.250	40	10	0	5	Santana	.000	0	0	0	0
Shelby	.333	3	1	0	0	Thompson	.286	49	14	3	9
Traxler	.000	1	0	0	0	Uribe	.211	38	8	0	1
Vizcaino	.278	18	5	0	0	Williams	.211	71	15	3	14
PITCHERS	.184	38	7	0	3	PITCHERS	.053	38	2	0	1

Totals	.289	623	180	17	97	Totals	.257	610	157	14	71
---------------	------	-----	-----	----	----	---------------	------	-----	-----	----	----

Pitcher	ERA	W-L	G	SV	IP	Pitcher	ERA	W-L	G	SV	IP
Aase	2.70	1-0	3	0	3.1	Bedrosian	7.11	0-0	4	1	6.1
Belcher	36.00	0-0	1	0	1.0	Brantley	7.71	0-0	2	0	2.1
Cook	5.40	1-0	2	0	8.1	Burkett	3.41	3-1	5	0	31.2
Crews	1.80	0-0	10	1	15.0	Camacho	0.00	0-0	1	0	1.0
Gott	1.42	0-1	5	0	6.1	Dewey	5.40	0-0	2	0	3.1
Hartley	0.90	1-0	3	0	10.0	Downs	2.57	1-0	1	0	7.0
Holmes	5.40	0-0	3	0	3.1	Garrelts	6.94	1-1	3	0	11.2
Howell	6.00	0-1	3	0	3.0	Gunderson	6.35	0-1	1	0	5.2
Martinez	1.57	2-0	3	0	23.0	Hammaker	5.19	0-1	4	0	8.2
Morgan	4.39	2-2	4	0	26.2	LaCoss	3.68	1-1	2	0	14.2
Munoz	0.00	0-0	2	0	1.2	McClellan	3.86	0-0	1	0	2.1
Neidlinger	5.40	0-2	3	0	13.1	McGaffigan	0.00	0-0	1	0	1.0
Perry	0.00	0-0	1	0	1.0	Novoa	12.00	0-1	4	1	9.0
Poole	0.00	0-0	1	0	0.2	O'Neal	6.94	0-0	5	0	11.2
Searage	2.57	0-0	7	0	7.0	Oliveras	0.00	1-0	3	0	3.2
Valenzuela	5.32	1-3	4	0	22.0	Quisenberry	40.50	0-0	1	0	0.2
Walsh	0.00	0-0	2	0	0.2	Reuschel	0.00	1-0	1	0	5.0
Wetteland	4.22	0-1	5	0	10.2	Robinson	6.75	1-1	2	0	12.0
						Swan	---	0-0	1	0	0.0
						Thurmond	6.75	0-0	2	1	2.2
						Vosberg	15.00	0-0	2	0	3.0
						Wilson	5.52	1-1	4	0	14.2
Totals	3.67	8-10	18	1	157.0	Totals	5.58	10-8	18	3	158.0

1991 BASEBALL DIRECTORY - MAJOR LEAGUE BASEBALL**OFFICE OF THE COMMISSIONER**

Francis 'Fay' Vincent, Commissioner
 350 Park Avenue • New York, NY 10022 • (212) 339-7800
 Public Relations, Rich Levin, Private (212) 339-7860

AMERICAN LEAGUE

Dr. Robert W. Brown, President
 350 Park Avenue
 New York, NY 10022
 (212) 339-7600
 Phyllis Merhige, Director
 Public Relations

NATIONAL LEAGUE

Bill White, President
 350 Park Avenue
 New York, NY 10022
 (212) 339-7300
 Katy Feeney, Vice President,
 Media and Public Affairs

AMERICAN LEAGUE DIRECTORY**Western Division****CALIFORNIA ANGELS**

Anaheim Stadium
 P.O. Box 2000
 Anaheim, CA 92803
 (714) 937-6700,
 (213) 625-1123
 Tim Mead, Director,
 Public Relations
 Private: (714) 937-7214

CHICAGO WHITE SOX

Comiskey Park
 333 W. 35th
 Chicago, IL 60616
 (312) 924-1000
 Doug Abel, Public
 Relations Director
 Private: (312) 451-5301
 Dana Noel, Manager,
 Media Relations
 Private: (312) 451-5303

KANSAS CITY ROYALS

Royals Stadium
 P.O. Box 419969
 Kansas City, MO 64141
 (816) 921-2200
 Dean Vogelaar, Vice
 President,
 Public Relations
 Private: (816) 921-8154

MINNESOTA TWINS

Hubert H. Humphrey
 Metrodome
 501 Chicago Avenue
 South
 Minneapolis, MN 55415
 (612) 375-1366
 Tom Mee, Media
 Relations Director
 Private: (612) 375-7470

OAKLAND A's

Oakland-Alameda
 County Coliseum
 Oakland, CA 94621
 (415) 638-4900
 Jay Alves, Director,
 Baseball Information
 Kathy Jacobson, Director,
 Media Relations
 Private: (415) 638-4900

SEATTLE MARINERS

Kingdome
 P.O. Box 4100
 Seattle, WA 98104
 (206) 628-3555
 Dave Aust, Public
 Relations Director
 Private: (206) 343-4608

TEXAS RANGERS

Arlington Stadium
 P.O. Box 91111
 Arlington, TX 76004
 (817) 273-5222
 John Blake, Vice
 President,
 Public Relations
 Private: (817) 273-5208

Eastern Division**BALTIMORE ORIOLES**

Memorial Stadium
 Baltimore, MD 21218
 (301) 243-9800
 Rick Vaughn, Director,
 Publicity
 Private: (301) 547-6155

BOSTON RED SOX

Fenway Park
 4 Yawkey Way
 Boston, MA 02215
 (617) 267-9440
 Dick Bresciani, Vice
 President,
 Public Relations
 Private: (617) 236-6710

CLEVELAND INDIANS

Cleveland Stadium
 Cleveland, OH 44114
 (216) 861-1200
 John Maroon, Media
 Relations Manager
 Private: (216) 861-4454

DETROIT TIGERS

Tiger Stadium
 Detroit, MI 48216
 (313) 962-4000
 Dan Ewald, Vice
 President,
 Public Relations
 (313) 962-4338

MILWAUKEE BREWERS

County Stadium
 Milwaukee, WI 53214
 (414) 933-4114
 Tom Skibosh, Director,
 Publicity
 Private: (414) 933-6975

NEW YORK YANKEES

Yankee Stadium
 Bronx, NY 10451
 (212) 293-4300
 Jeff Idelson, Director of
 Media Relations
 Private: (212) 579-4456

TORONTO BLUE JAYS

SkyDome
 Toronto, Ontario, Canada
 M5V 3B3
 (416) 341-1000
 Howie Starkman, Public
 Relations
 Director
 Private: (416) 341-1000

DODGER INTER-CLUB WON-LOST STATISTICS

Dodgers vs.	1958			1959			1960		
	Home W-L	Road W-L	Totals W-L	Home W-L	Road W-L	Totals W-L	Home W-L	Road W-L	Totals W-L
Chicago	4-7	7-4	11-11	5-6	6-5	11-11	6-5	7-4	13-9
Cincinnati	6-5	5-6	11-11	6-5	3-8	9-13	6-5	4-7	10-12
Houston	-	-	-	-	-	-	-	-	-
Mil.-Atl.	8-3	6-5	14-8	6-6	8-4	14-10	5-6	7-4	12-10
New York	-	-	-	-	-	-	-	-	-
Philadelphia	6-5	4-7	10-12	11-0	6-5	17-5	8-3	8-3	16-6
Pittsburgh	4-7	4-7	8-14	7-4	4-7	11-11	4-7	7-4	11-11
St. Louis	7-4	4-7	11-11	6-5	6-5	12-10	7-4	3-8	10-12
San Francisco	4-7	2-9	6-16	5-6	9-2	14-8	6-5	4-7	10-12

Dodgers vs.	1961			1962			1963		
	Home W-L	Road W-L	Totals W-L	Home W-L	Road W-L	Totals W-L	Home W-L	Road W-L	Totals W-L
Chicago	7-4	8-3	15-7	7-2	7-2	14-4	4-5	7-2	11-7
Cincinnati	4-7	6-5	10-12	5-4	4-5	9-9	6-3	4-5	10-8
Houston	-	-	-	5-4	7-2	12-6	8-1	5-4	13-5
Mil.-Atl.	7-4	5-6	12-10	6-3	4-5	10-8	4-5	4-5	8-10
New York	-	-	-	8-1	8-1	16-2	8-1	8-1	16-2
Philadelphia	7-4	10-1	17-5	9-0	5-4	14-4	2-7	5-4	7-11
Pittsburgh	6-5	7-4	13-9	5-4	5-4	10-8	7-2	6-3	13-5
St. Louis	7-4	5-6	12-10	2-7	5-4	7-11	5-4	7-2	12-6
San Francisco	7-4	3-8	10-12	7-4	3-7	10-11	6-3	3-6	9-9

Dodgers vs.	1964			1965			1966		
	Home W-L	Road W-L	Totals W-L	Home W-L	Road W-L	Totals W-L	Home W-L	Road W-L	Totals W-L
Chicago	5-4	3-6	8-10	7-2	3-6	10-8	6-3	4-5	10-8
Cincinnati	2-7	2-7	4-14*	7-2	5-4	12-6	7-2	5-4	12-6
Houston	5-4	6-3	11-7	7-2	6-3	13-5	5-4	6-3	11-7
Mil.-Atl.	3-6	5-4	8-10	5-4	5-4	10-8	7-2	4-5	11-7
New York	8-1	7-2	15-3	6-3	6-3	12-6	7-2	5-4	12-6
Philadelphia	4-5	4-5	8-10	4-5	5-4	9-9	7-2	4-5	11-7
Pittsburgh	4-5	6-3	10-8	4-5	5-4	9-9	5-4	4-5	9-9
St. Louis	6-3	4-5	10-8	5-4	7-2	12-6	4-5	6-3	10-8
San Francisco	4-5	2-7	6-12	5-4	5-4	10-8	5-4	4-5	9-9

Dodgers vs.	1967			1968			Divisional play began in 1969		
	Home W-L	Road W-L	Totals W-L	Home W-L	Road W-L	Totals W-L			
Chicago	4-5	5-4	9-9	3-6	3-6	6-12			
Cincinnati	6-3	4-5	10-8	4-5	5-4	9-9			
Houston	4-5	4-5	8-10	4-5	3-6	7-11			
Mil.-Atl.	8-1	2-7	10-8	6-3	3-6	9-9			
New York	7-2	5-4	12-6	3-6	4-5	7-11			
Philadelphia	2-7	4-5	6-12	6-3	4-5	10-8			
Pittsburgh	4-5	3-6	7-11	7-2	3-6	10-8			
St. Louis	4-5	2-7	6-12	4-5	5-4	9-9			
San Francisco	3-6	2-7	5-13	4-5	5-4	9-9			

Dodgers vs.	1969			1970			1971		
	Home W-L	Road W-L	Totals W-L	Home W-L	Road W-L	Totals W-L	Home W-L	Road W-L	Totals W-L
vs. West	28-17	18-27	46-44	21-24	26-19	47-43	26-19	29-16	55-35
Atlanta	6-3	3-6	9-9	5-4	7-2	12-6	5-4	4-5	9-9
Cincinnati	4-5	4-5	8-10	2-7	3-6	5-13	7-2	4-5	11-7
Houston	7-2	5-4	12-6	4-5	6-3	10-8	5-4	5-4	10-8
San Diego	8-1	4-5	12-6	6-3	5-4	11-7	4-5	9-0	13-5
San Francisco	3-6	2-7	5-13	4-5	5-4	9-9	5-4	7-2	12-6
vs. East	22-14	17-19	39-33	18-18	22-13	40-31	16-20	18-18	34-38
Chicago	3-3	3-3	6-6	3-3	3-3	6-6	1-5	3-3	4-8
Montreal	4-2	6-0	10-2	4-2	4-2	8-4	3-3	5-1	8-4
New York	4-2	0-6	4-8	4-2	3-3	7-5	3-3	2-4	5-7
Philadelphia	4-2	4-2	8-4	2-4	4-1	6-5	5-1	2-4	7-5
Pittsburgh	5-1	3-3	8-4	3-3	3-3	6-6	1-5	3-3	4-8
St. Louis	2-4	1-5	3-9	2-4	5-1	7-5	3-3	3-3	6-6

* Also one tie game

Dodgers vs.	1972			1973			1974		
	Home W-L	Road W-L	Totals W-L	Home W-L	Road W-L	Totals W-L	Home W-L	Road W-L	Totals W-L
vs. West	21-18	25-19	46-37	24-21	23-21	47-42	30-15	33-12	63-27
Atlanta	2-4	6-3	8-7	9-0	6-2	15-2	5-4	5-4	10-8
Cincinnati	2-4	3-5	5-9	4-5	3-6	7-11	5-4	7-2	12-6
Houston	5-4	6-3	11-7	4-5	3-6	7-11	7-2	6-3	13-5
San Diego	6-3	7-2	13-5	2-7	7-2	9-9	8-1	8-1	16-2
San Francisco	6-3	3-6	9-9	5-4	4-5	9-9	5-4	7-2	12-6
vs. East	20-16	19-17	39-33	26-10	22-14	48-24	22-14	17-19	39-33
Chicago	3-3	1-5	4-8	4-2	3-3	7-5	5-1	5-1	10-2
Montreal	3-3	3-3	6-6	4-2	3-3	7-5	4-2	4-2	8-4
New York	4-2	3-3	7-5	4-2	3-3	7-5	3-3	2-4	5-7
Philadelphia	3-3	4-2	7-5	4-2	5-1	9-3	4-2	2-4	6-6
Pittsburgh	3-3	4-2	7-5	5-1	5-1	10-2	4-2	0-6	4-8
St. Louis	4-2	4-2	8-4	5-1	3-3	8-4	2-4	4-2	6-6

Dodgers vs.	1975			1976			1977		
	Home W-L	Road W-L	Totals W-L	Home W-L	Road W-L	Totals W-L	Home W-L	Road W-L	Totals W-L
vs. West	34-11	19-26	53-37	22-23	20-25	42-48	25-20	31-14	56-34
Atlanta	7-2	3-6	10-8	6-3	4-5	10-8	6-3	7-2	13-5
Cincinnati	7-2	3-6	10-8	3-6	2-7	5-13	3-6	5-4	8-10
Houston	8-1	4-5	12-6	7-2	6-3	13-5	5-4	4-5	9-9
San Diego	6-3	5-4	11-7	3-6	3-6	6-12	5-4	7-2	12-6
San Francisco	6-3	4-5	10-8	3-6	5-4	8-10	6-3	8-1	14-4
vs. East	15-21	20-16	35-37	27-9	23-13	50-22	26-10	16-20	42-30
Chicago	4-2	3-3	7-5	5-1	4-2	9-3	4-2	2-4	6-6
Montreal	2-4	3-3	5-7	6-0	4-2	10-2	2-4	5-1	7-5
New York	2-4	4-2	6-6	4-2	3-3	7-5	5-1	3-3	8-4
Philadelphia	3-3	4-2	7-5	1-5	4-2	5-7	4-2	2-4	6-6
Pittsburgh	2-4	3-3	5-7	5-1	4-2	9-3	6-0	3-3	9-3
St. Louis	2-4	3-3	5-7	6-0	4-2	10-2	5-1	1-5	6-6

Dodgers vs.	1978			1979			1980		
	Home W-L	Road W-L	Totals W-L	Home W-L	Road W-L	Totals W-L	Home W-L	Road W-L	Totals W-L
vs. West	29-16	24-21	53-37	24-21	20-25	44-46	27-19	21-24	48-43
Atlanta	6-3	7-2	13-5	3-6	3-6	6-12	3-6	4-5	7-11
Cincinnati	4-5	5-4	9-9	3-6	4-5	7-11	3-6	6-3	9-9
Houston	6-3	5-4	11-7	4-5	4-5	8-10	7-3	3-6	10-9
San Diego	7-2	2-7	9-9	6-3	3-6	9-9	7-2	2-7	9-9
San Francisco	6-3	5-4	11-7	8-1	6-3	14-4	7-2	6-3	13-5
vs. East	25-11	17-19	42-30	22-14	13-23	35-37	28-8	16-20	44-28
Chicago	4-2	4-2	8-4	4-2	3-3	7-5	4-2	3-3	7-5
Montreal	5-1	3-3	8-4	5-1	1-5	6-6	6-0	5-1	11-1
New York	4-2	3-3	7-5	6-0	3-3	9-3	5-1	2-4	7-5
Philadelphia	4-2	3-3	7-5	3-3	0-6	3-9	3-3	3-3	6-6
Pittsburgh	5-1	2-4	7-5	1-5	3-3	4-8	5-1	1-5	6-6
St. Louis	3-3	2-4	5-7	3-3	3-3	6-6	5-1	2-4	7-5

Dodgers vs.	1981			1982			1983		
	Home W-L	Road W-L	Totals W-L	Home W-L	Road W-L	Totals W-L	Home W-L	Road W-L	Totals W-L
vs. West	20-16	16-13	36-29	24-21	27-18	51-39	24-21	21-24	45-45
Atlanta	5-4	2-3	7-7	5-4	6-3	11-7	6-3	5-4	11-7
Cincinnati	4-5	4-3	8-8	4-5	7-2	11-7	6-3	5-4	11-7
Houston	5-1	3-3	8-4	5-4	6-3	11-7	7-2	5-4	12-6
San Diego	3-3	3-2	6-5	6-3	3-6	9-9	2-7	4-5	6-12
San Francisco	3-3	4-2	7-5	4-5	5-4	9-9	3-6	2-7	5-13
vs. East	13-7	14-11	27-18	19-17	18-18	37-35	24-11	22-15	46-26
Chicago	2-2	2-4	4-6	4-2	3-3	7-5	3-3	3-3	6-6
Montreal	3-0	2-2	5-2	3-3	5-1	8-4	4-2	3-3	7-5
New York	3-0	2-1	5-1	3-3	3-3	6-6	3-2	4-3	7-5
Philadelphia	1-2	2-1	3-3	3-3	1-5	4-8	6-0	5-1	11-1
Pittsburgh	2-1	3-0	5-1	3-3	2-4	5-7	3-3	3-3	6-6
St. Louis	2-2	3-3	5-5	3-3	4-2	7-5	5-1	4-2	9-3

Dodgers vs.	1984			1985			1986		
	Home W-L	Road W-L	Totals W-L	Home W-L	Road W-L	Totals W-L	Home W-L	Road W-L	Totals W-L
vs. West	26-19	26-19	52-38	28-17	27-18	55-35	25-20	13-32	38-52
Atlanta	5-4	7-2	12-6	7-2	6-3	13-5	5-4	3-6	8-10
Cincinnati	5-4	6-3	11-7	6-3	5-4	11-7	6-3	2-7	8-10
Houston	5-4	4-5	9-9	5-4	7-2	12-6	6-3	2-7	8-10
San Diego	5-4	5-4	10-8	4-5	4-5	8-10	3-6	3-6	6-12
San Francisco	6-3	4-5	10-8	6-3	5-4	11-7	5-4	3-6	8-10
vs. East	14-22	13-23	27-45	20-16	20-16	40-32	21-15	14-22	35-37
Chicago	3-3	2-4	5-7	3-3	4-2	7-5	4-2	2-4	6-6
Montreal	3-3	3-3	6-6	5-1	2-4	7-5	4-2	1-5	5-7
New York	2-4	1-5	3-9	3-3	4-2	7-5	2-4	1-5	3-9
Philadelphia	1-5	2-4	3-9	1-5	3-3	4-8	3-3	2-4	5-7
Pittsburgh	2-4	2-4	4-8	4-2	4-2	8-4	4-2	4-2	8-4
St. Louis	3-3	3-3	6-6	4-2	3-3	7-5	4-2	4-2	8-4

Dodgers vs.	1987			1988			1989		
	W-L	W-L	W-L	W-L	W-L	W-L	W-L	W-L	W-L
vs. West	26-19	21-24	47-43	27-18	26-19	53-37	26-19	18-25	44-44
Atlanta	6-3	6-3	12-6	7-2	7-2	14-4	5-4	5-2	10-6
Cincinnati	5-4	3-6	8-10	5-4	6-3	11-7	6-3	4-5	10-8
Houston	4-5	2-7	6-12	4-5	5-4	9-9	5-4	3-6	8-10
San Diego	6-3	5-4	11-7	5-4	2-7	7-11	3-6	3-6	6-12
San Francisco	5-4	5-4	10-8	6-3	6-3	12-6	7-2	3-6	10-8
vs. East	14-22	12-24	26-46	18-18	23-12	41-30	18-18	15-21	33-39
Chicago	3-3	3-3	6-6	2-4	6-0	8-4	2-4	3-3	5-7
Montreal	1-5	2-4	3-9	4-2	4-2	8-4	3-3	4-2	7-5
New York	3-3	3-3	6-6	0-6	1-4	1-10	2-4	3-3	5-7
Philadelphia	1-5	1-5	2-10	5-1	6-0	11-1	4-2	2-4	6-6
Pittsburgh	4-2	2-4	6-6	3-3	3-3	6-6	4-2	3-3	7-5
St. Louis	2-4	1-5	3-9	4-2	3-3	7-5	3-3	0-6	3-9

Dodgers vs.	1990		
	W-L	W-L	W-L
vs. West	26-19	21-24	47-43
Atlanta	7-2	5-4	12-6
Cincinnati	4-5	5-4	9-9
Houston	5-4	4-5	9-9
San Diego	6-3	3-6	9-9
San Francisco	4-5	4-5	8-10
vs. East	21-15	18-18	39-33
Chicago	4-2	5-1	9-3
Montreal	5-1	1-5	6-6
New York	3-3	2-4	5-7
Philadelphia	4-2	4-2	8-4
Pittsburgh	3-3	1-5	4-8
St. Louis	2-4	5-1	7-5

DENNIS COOK								
CLUB	ERA	W	L	S	G	IP	ER	SO
at East								
Chi	3.38	0	0	0	1	2.2	1	0
Mont.	3.00	0	0	0	4	9.0	3	2
N.Y.	0.00	0	0	0	2	2.2	0	3
Phil.	3.19	8	5	0	35	149.1	53	77
Pitt.	2.00	1	0	0	2	9.0	2	1
St.L.	6.04	2	2	0	5	28.1	19	9
at West								
Atl.	2.79	2	1	0	5	19.1	6	9
Cin.	4.32	1	0	0	5	16.2	8	14
Hou	2.57	0	0	0	2	7.0	2	2
L.A.	8.18	1	3	0	6	22.0	20	9
S.D.	3.18	1	1	0	3	11.1	4	5
S.F.	2.91	2	1	0	4	21.2	7	13

PITCHERS BY PARK

TIM BELCHER								
CLUB	ERA	W	L	S	G	IP	ER	SO
at East								
Chi	2.74	3	1	0	7	36.1	11	22
Mont.	2.62	2	1	0	5	34.1	10	28
N.Y.	4.91	0	1	0	2	7.1	4	5
Phil.	2.66	1	2	0	3	20.1	6	15
Pitt.	1.80	2	1	0	4	30.0	6	28
St.L.	11.82	0	1	0	2	5.1	7	5
at West								
Atl.	3.00	0	1	1	5	27.0	9	22
Cin.	7.15	1	5	2	10	34.0	27	33
Hou	3.25	4	1	0	6	44.1	16	41
L.A.	2.47	25	11	2	50	305.2	84	240
S.D.	3.27	2	2	0	6	33.0	12	20
S.F.	7.11	0	2	0	5	19.0	15	19

TIM CREWS								
CLUB	ERA	W	L	S	G	IP	ER	SO
at East								
Chi	0.00	0	0	0	5	9.0	0	6
Mont.	3.25	1	0	1	6	12.0	3	14
N.Y.	0.87	0	0	0	9	10.2	1	4
Phil.	5.65	0	0	1	8	14.1	9	12
Pitt.	6.23	0	1	0	3	4.1	3	4
St.L.	1.08	1	0	0	6	8.1	1	5
at West								
Atl.	2.37	1	0	2	11	19.0	5	11
Cin.	0.79	0	0	1	8	11.1	1	7
Hou	1.26	0	0	0	10	14.1	2	13
L.A.	3.74	5	5	3	83	137.1	57	101
S.D.	1.69	1	1	0	12	16.0	3	11
S.F.	2.08	0	0	2	11	13.0	3	9

JIM GOTT

CLUB	ERA	W	L	S	G	IP	ER	SO
at East								
Chi	8.02	0	1	2	10	21.1	19	17
Mont.	3.60	1	2	3	10	15.0	6	11
N.Y.	1.31	0	1	1	9	20.2	3	12
Phil.	7.20	1	1	2	7	15.0	12	15
Pitt.	2.21	5	4	25	53	77.1	19	62
St.L.	6.52	0	0	5	11	9.2	7	3
at West								
Atl.	6.08	0	2	2	11	13.1	9	12
Cin.	6.46	0	2	2	11	23.2	17	19
Hou	2.33	2	0	2	9	19.1	5	16
L.A.	2.40	3	3	3	35	48.2	13	34
S.D.	7.04	1	2	2	8	15.1	12	12
S.F.	2.97	4	5	2	34	109.0	36	84

KEVIN GROSS

CLUB	ERA	W	L	S	G	IP	ER	SO
at East								
Chi	6.48	2	7	0	14	58.1	42	40
Mont.	3.78	13	10	1	38	228.2	96	154
N.Y.	4.86	4	7	0	15	90.2	49	64
Phil.	3.57	36	36	0	112	618.0	245	444
Pitt.	5.18	4	4	0	15	74.2	43	48
St.L.	4.74	2	9	0	15	81.2	43	48
at West								
Atl.	7.53	2	4	0	9	49.0	41	33
Cin.	2.29	3	1	0	8	51.0	13	32
Hou	2.36	4	1	0	10	49.2	13	31
L.A.	3.07	5	5	0	12	76.1	26	39
S.D.	6.48	1	5	0	9	41.2	30	27
S.F.	2.72	4	1	0	8	49.2	15	36

MIKE HARTLEY

CLUB	ERA	W	L	S	G	IP	ER	SO
at East								
Chi	4.50	0	0	0	2	2.0	1	2
Mont.	6.14	0	1	0	3	7.1	5	5
N.Y.	1.08	1	0	0	3	8.1	1	6
Phil.	13.50	0	0	0	2	1.1	2	3
Pitt.	0.00	0	0	0	1	1.0	0	2
St.L.	0.00	0	0	0	0	0.0	0	0
at West								
Atl.	0.00	0	0	0	0	0.0	0	0
Cin.	9.00	0	0	0	2	4.0	4	4
Hou	0.00	0	0	0	1	2.1	0	3
L.A.	1.33	4	1	1	18	47.1	7	45
S.D.	8.10	0	1	0	3	6.2	6	6
S.F.	0.00	1	1	0	2	5.0	1	4

OREL HERSHISER

CLUB	ERA	W	L	S	G	IP	ER	SO
at East								
Chi	2.98	1	1	1	9	45.1	15	37
Mont.	2.55	4	3	0	10	67.0	19	50
N.Y.	3.38	2	2	0	5	32.0	12	24
Phil.	1.73	2	2	0	8	52.0	10	46
Pitt.	5.31	3	4	0	8	40.2	24	28
St.L.	3.97	2	3	1	8	34.0	15	25
at West								
Atl.	2.59	9	3	1	13	94.0	27	48
Cin.	3.04	8	3	1	15	100.2	34	52
Hou	3.12	5	5	0	15	92.1	32	70
L.A.	2.44	54	30	1	119	793.2	215	564
S.D.	2.30	3	6	0	12	86.0	22	43
S.F.	2.65	6	3	0	13	74.2	22	40

JAY HOWELL

CLUB	ERA	W	L	S	G	IP	ER	SO
at East								
Chi	1.40	1	0	5	14	19.1	3	18
Mont.	1.42	0	1	2	8	12.2	2	6
N.Y.	3.68	0	0	6	7	7.1	3	3
Phil.	2.57	2	0	1	6	14.0	4	13
Pitt.	0.93	0	1	4	8	9.2	1	8
St.L.	1.08	0	0	2	6	8.1	1	6
at West								
Atl.	0.87	1	0	5	8	10.1	1	10
Cin.	10.00	1	1	1	9	9.0	10	4
Hou	0.69	2	0	3	8	13.0	1	9
L.A.	2.03	8	6	32	75	110.2	25	99
S.D.	4.66	1	2	2	8	9.2	5	9
S.F.	4.63	1	0	2	9	11.2	6	10

RAMON MARTINEZ

CLUB	ERA	W	L	S	G	IP	ER	SO
at East								
Chi	2.25	1	0	0	1	8.0	2	3
Mont.	4.91	1	1	0	2	11.0	6	12
N.Y.	10.00	0	1	0	2	9.0	10	3
Phil.	6.60	1	1	0	3	15.0	11	11
Pitt.	4.91	1	1	0	2	11.0	6	10
St.L.	0.56	2	0	0	2	16.0	1	16
at West								
Atl.	0.50	2	0	0	2	18.0	1	18
Cin.	1.59	2	0	0	2	17.0	3	17
Hou	3.18	0	0	0	3	17.0	6	12
L.A.	2.90	15	8	0	31	205.0	66	201
S.D.	2.53	1	0	0	4	21.1	6	18
S.F.	3.54	1	1	0	3	20.1	8	14

MIKE MORGAN

CLUB	ERA	W	L	S	G	IP	ER	SO
at East								
Chi	0.81	3	0	0	3	22.1	2	5
Mont.	4.85	0	2	0	3	13.0	7	6
N.Y.	5.03	1	1	0	4	19.2	11	15
Phil.	1.86	1	1	0	2	9.2	2	7
Pitt.	8.68	0	1	0	2	9.1	9	4
St.L.	0.00	1	0	0	1	9.0	0	3
at West								
Atl.	3.00	0	3	0	4	21.0	7	12
Cin.	5.89	0	2	0	5	18.1	12	10
Hou	3.86	3	3	0	7	25.2	11	9
L.A.	3.09	9	12	0	36	192.1	66	95
S.D.	0.00	0	0	0	2	7.0	0	3
S.F.	2.20	1	1	0	4	16.1	4	9

JIM NEIDLINGER

CLUB	ERA	W	L	S	G	IP	ER	SO
at East								
Chi	0.00	0	0	0	0	0.0	0	0
Mont.	9.64	0	0	0	1	4.2	5	1
N.Y.	0.00	0	0	0	1	0.0	0	0
Phil.	1.29	1	0	0	1	7.0	1	4
Pitt.	0.00	0	0	0	0	0.0	0	0
St.L.	0.00	0	0	0	0	0.0	0	0
at West								
Atl.	1.93	2	0	0	2	14.0	3	5
Cin.	0.00	0	1	0	1	7.2	0	6
Hou	0.00	0	0	0	0	0.0	0	0
L.A.	3.34	2	1	0	5	29.2	11	20
S.D.	4.05	0	0	0	1	6.2	3	7
S.F.	8.31	0	1	0	1	4.1	4	3

BOB OJEDA

CLUB	ERA	W	L	S	G	IP	ER	SO
at East								
Chi	4.50	1	1	0	4	22.0	11	11
Mont.	2.78	3	2	0	7	32.1	10	21
N.Y.	3.10	26	19	0	69	386.0	133	244
Phil.	2.52	4	1	0	7	39.1	11	21
Pitt.	3.04	5	4	0	11	74.0	23	36
St.L.	3.26	2	2	0	8	38.2	14	18
at West								
Atl.	3.47	2	2	0	6	23.1	9	12
Cin.	2.73	1	2	0	6	33.0	10	16
Hou	6.41	1	3	0	5	19.2	14	14
L.A.	2.57	3	0	0	5	28.0	8	17
S.D.	2.95	1	0	0	4	21.1	7	12
S.F.	2.91	2	4	0	8	46.1	15	37

DAVE WALSH

CLUB	ERA	W	L	S	G	IP	ER	SO
at East								
Chi	0.00	0	0	0	0	0.0	0	0
Mont.	0.00	0	0	0	2	1.1	0	0
N.Y.	3.38	0	0	0	3	2.2	1	0
Phil.	0.00	0	0	1	1	.1	0	0
Pitt.	0.00	0	0	0	0	0.0	0	0
St.L.	0.00	0	0	0	0	0.0	0	0
at West								
Atl.	9.00	0	0	0	1	2.0	2	3
Cin.	0.00	0	0	0	1	1.2	0	1
Hou	13.50	0	0	0	1	.2	1	1
L.A.	5.79	1	0	0	6	4.2	3	8
S.D.	0.00	0	0	0	3	2.1	0	1
S.F.	0.00	0	0	0	2	.2	0	1

FERNANDO VALENZUELA

CLUB	ERA	W	L	S	G	IP	ER	SO
at East								
Chi	4.24	5	4	0	11	714.1	35	64
Mont.	3.16	6	4	0	13	94.0	33	59
N.Y.	3.10	6	3	0	11	87.0	30	83
Phil.	2.65	8	2	0	10	74.2	22	75
Pitt.	3.26	5	4	0	11	80.0	29	57
St.L.	3.10	7	6	0	14	101.2	35	83
at West								
Atl.	5.05	11	8	0	20	128.1	72	81
Cin.	5.18	6	6	0	20	136.1	78	92
Hou	2.93	3	7	0	15	107.2	35	73
L.A.	2.93	69	50	1	163	117.2	381	833
S.D.	3.30	7	6	1	19	120.0	44	88
S.F.	3.64	8	15	0	25	173.0	70	171

JOHN WETTELAND

CLUB	ERA	W	L	S	G	IP	ER	SO
at East								
Chi	6.00	0	1	0	1	3.0	2	3
Mont.	0.00	1	0	0	1	6.0	0	4
N.Y.	7.04	0	2	0	2	7.2	6	4
Phil.	0.00	0	0	0	1	.2	0	1
Pitt.	1.35	0	0	0	1	6.2	1	5
St.L.	10.80	0	1	0	3	5.0	6	7
at West								
Atl.	3.60	0	0	0	1	5.0	2	5
Cin.	4.50	0	0	0	1	2.0	1	3
Hou	7.30	0	1	0	6	12.1	10	16
L.A.	3.68	5	5	1	26	63.2	26	59
S.D.	3.32	1	2	0	7	19.0	7	16
S.F.	3.48	0	0	0	3	10.1	4	4

LOS ANGELES DODGERS SWEEPS

Dodgers Last Sweep At Home


Team	3 Game Sweep	4 Game Sweep
Atlanta	September 15-17, 1989	July 26-29, 1990
Chicago	July 24-26, 1978	July 6-8, 1971
Cincinnati	August 1-3, 1986	April 14-17, 1975
Houston	June 18-20, 1990	May 13-15, 1974
Montreal	May 14-16, 1990	never accomplished
New York	May 15-17, 1981	May 7-10, 1979
Philadelphia	August 16-18, 1988	July 2-4, 1962
Pittsburgh	May 2-4, 1988	June 3-6, 1988
St. Louis	July 4-6, 1988	April 29-May 2, 1976
San Diego	September 25-27, 1987	never accomplished
San Francisco	September 25-27, 1989	April 21-24, 1980

Dodgers Last Sweep On The Road

Team	3 Game Sweep	4 Game Sweep
Atlanta	September 12-14, 1988	April 7-10, 1988
Chicago	August 19-21, 1974	never accomplished*
Cincinnati	June 24-26, 1988	never accomplished
Houston	June 14-16, 1985	never accomplished
Montreal	August 19-21, 1980	May 6-9, 1982
New York	August 8-10, 1975	August 16-18, 1963
Philadelphia	August 28-30, 1990	never accomplished
Pittsburgh	July 22-24, 1989	never accomplished
St. Louis	May 25-27, 1990	never accomplished
San Diego	June 14-16, 1982	April 25-28, 1977
San Francisco	September 28-30, 1984	July 1-4, 1977


*Note: Since 1958 Dodgers last five game sweep was July 14-17, 1988 at Chicago

1990 Season In Review





Murray finished the season with a .330 average, second best in the National League.



Martinez struck out 18 batters on June 4 at Dodger Stadium.

1990 SEASON HIGHLIGHTS

Dodgers Tops in the N.L. Second Half... The Dodgers finished the second half of the season with a 47-33 record, tops in the N.L. and second to Oakland's 52-28 record after the All-Star break.

Offensive Improvement... The Dodgers raised their team batting average 22 points to .262 in 1990, compared to the team's .240 average in 1989... the increase was a National League high and tied the Cleveland Indians for the biggest improvement in baseball...the Dodgers also had the biggest increase in RBI production in the majors in 1990 with a 153 RBI increase...they also hit 40 more home runs in 1990 (129), the third highest increase in all of baseball.

Martinez Completes Sensational Sophomore Season... In just his second season in the majors, 22-year-old Ramon Martinez (20-6), became the youngest Dodger to win 20 games since Ralph Branca, 21, won 21 in 1947... he also became just the fifth Dodger pitcher to record 20 or more victories in one of his first two big league seasons (Brickyard Kennedy-25 in 1883, Joseph McGinnity-29 in 1900, Henry Schmidt-21 in 1903 and Jeff Pfeffer-23 in 1914)...Martinez also tied a club record by fanning 18 batters on June 4 at Dodger Stadium vs. the Atlanta Braves...he is now listed in the Dodger record books with Sandy Koufax, who accomplished the feat twice.

Fernando Pitches No-Hitter... Fernando Valenzuela pitched his first career no-hitter on June 29 vs. St. Louis, defeating the Cardinals, 6-0...it was the seventh no-hitter in L.A. Dodger history and the first since Jerry Reuss

no-hit the Giants on June 27, 1980 at San Francisco...it was the first no-hitter at Dodger Stadium since Bill Singer held the Phillies hitless on July 20, 1970...Fernando's previous low-hit game had been two, done eight times.

Murray Makes Run at the Batting Title/Ties Switch-Hit Swat Mark... First baseman Eddie Murray batted .361 after the All-Star break to finish second in the National League with a .330 batting average...Willie McGee led the N.L. with a .335 average even though he was traded to Oakland at the end of August...if you add McGee's totals with the Cardinals and the A's, he had a .324 average...Murray's .330 average was the tops in baseball, since the A.L. was won by George Brett with a .329 average...Murray homered from both sides of the plate in a game twice this season, tying Mickey Mantle for the most times homering from both sides of the plate in a game (10)...Murray tied the mark on June 9 at San Diego, homering in the second inning right-handed off Bruce Hurst and then hitting the game-winner in the 11th left-handed off Eric Show...Murray and Dwight Evans (Boston Red Sox) are tied with the most career homers by an active player with 379.

Daniels Wins Player of the Month Honors for Sept./Oct... Dodger outfielder Kal Daniels won Player of the Month honors for Sept./Oct. by batting .354 with eight home runs and 31 RBI...the 31 RBI was the most by a Dodger batter since Mike Marshall collected 37 RBI in Sept./Oct. of 1985...it is also the fourth

Valenzuela celebrates his first career no-hitter on June 29 at Dodger Stadium.



highest total for a L.A. Dodger (Frank Howard-41 in Aug. 1962, Marshall-37 and Tommy Davis-33 in June of 1962).

Dempsey Appeared in Fourth Decade...In 1990 Dodger catcher Rick Dempsey, 41, became the sixth catcher in Major League history to catch in four decades...the other five catchers are Jack O'Connor, Carlton Fisk, Deacon McGuire, Jim O'Rourke and John Ryan...only 21 major league players have played in four decades.

Dodgers Surpass 3 Million in Attendance for Eighth Time...The Dodgers totaled 3,002,396 in attendance for 81 home games...the total led the National League and was the eighth time the Dodgers have drawn over three million fans in a season.

Offerman's Dazzling Debut...Dodger infielder Jose Offerman made his major league debut on Aug. 19 vs. Montreal and became the fifth Dodger to homer in his first major league at bat (first L.A. Dodger) and the 55th player in M.L. history to homer in his first plate appearance...for the day he was 3-for-5 with a home run, RBI and stolen base in the Dodgers' 2-1 loss...Offerman was named The Sporting News Minor League Player of the Year as he batted .329 with 104 runs, 16 doubles, 11 triples, 56 RBI and 60 stolen bases for Triple-A Albuquerque.

Harris and Sharperson Excel in 3B Platoon...Dodger infielders Lenny Harris (73) and Mike Sharperson (75) combined to start 148 games at third base with Jeff Hamilton on the disabled list for most of the season...Harris batted .304 in 137 total games and Sharperson hit .297 in 129 games.

Pitching Staff Leads Majors with 29 Complete Games...The Dodgers' pitching staff led the majors with 29 complete games in 1990 and finished with a 3.72 ERA...starting pitchers were 65-57 with a 3.92 ERA and the bullpen was 21-19 with a 3.32 ERA with a major league-low 29 saves...the Dodgers used a total of 21 pitchers in 1990, the most since the team moved to Los Angeles in 1958...the Dodgers had to use the disabled list nine times for pitchers in 1990, including starters Orel Hershiser on April 27 (out for the season with right shoulder surgery) and Tim Belcher on Aug. 17 (out for the remainder of the season). Had

torn cartilage removed from his right shoulder on Sept. 10).

1990 Dodger All-Stars...Right-handed pitcher Ramon Martinez and catcher Mike Scioscia were selected to represent the N.L. in the 1990 All-Star Game...Martinez made his first all-star appearance, pitching one inning, walking two and striking out one...Scioscia made his second appearance as an all-star, starting at catcher for the N.L. and going hitless in two at-bats.

Dodgers 100th Anniversary Celebration...All season long, the Dodgers celebrated the club's 100 seasons in the National League with special pre-game ceremonies, former player salutes, community hero salutes and the Dodgers' largest promotional schedule ever...in the first century of Dodger baseball, the Dodgers captured six World Championships, 21 N.L. pennants, seven N.L. Western Division titles and had over 40 members elected into the Hall of Fame.

Hartley and Neidlinger Fill In Admirably...After Orel Hershiser went down early in the season with an injury, the Dodgers struggled in finding a fifth starter...the combination of Tim Crews, Mike Maddux, Terry Wells and John Wetteland teamed to make 13 starts and were 1-7 with a 7.85 ERA before Jim Neidlinger arrived on the scene...the right-hander was purchased from Albuquerque on July 31 and went 5-3 with a 3.28 ERA in 12 starts...when Tim Belcher went on the disabled list in August, Mike Hartley stepped in and went 3-2 with a 2.52 ERA in six starts.

Brooks, Daniels & Murray All Reach 20-HR and 90-RBI Mark...Hubie Brooks (20 HR, 91 RBI), Kal Daniels (27 HR, 94 RBI) and Eddie Murray (26 HR, 95 RBI) each slugged 20 or more homers and collected 90 or more RBI...it was the first time since 1974 that the Dodgers had a trio of players achieve 90 RBI in the same season and the first time since 1985 that three Dodgers hit 20 or more homers in the same season.

LOS ANGELES DODGERS 1990 FINAL BATTING STATISTICS

Player	Avg.	G	AB	R	H	2B	3B	HR	RBI	SH	SF	HP	BB	IB	SO	SB	CS	E
Brooks, H	.266	153	568	74	151	28	1	20	91	0	11	6	33	10	108	2	5	10
Daniels, K	.296	130	450	81	133	23	1	27	94	2	3	3	68	1	104	4	3	3
Dempsey, R	.195	62	128	13	25	5	0	2	15	0	0	0	23	0	29	1	0	2
Gibson, K	.260	89	315	59	82	20	0	8	38	0	2	3	39	0	65	26	2	1
Gonzalez, J	.232	106	99	15	23	5	3	2	8	1	1	1	6	1	27	3	1	0
Griffin, A	.210	141	461	38	97	11	3	1	35	6	4	2	29	11	65	6	3	26
right	.207		169		35	2	0	1	12	1	2	1	11	4	30			
left	.212		292		62	9	3	0	23	5	2	1	18	7	35			
Gwynn, C	.284	101	141	19	40	2	1	5	22	0	3	0	7	2	28	0	1	0
Hamilton, J	.125	7	24	1	3	0	0	0	1	0	0	0	0	0	3	0	0	0
Hansen, D	.143	5	7	0	1	0	0	0	1	0	0	0	0	0	3	0	0	1
Harris, L	.304	137	431	61	131	16	4	2	29	3	1	1	29	2	31	15	10	11
Hatcher, M	.212	85	132	12	28	3	1	0	13	0	2	1	6	1	22	0	0	3
Hernandez, C	.200	10	20	2	4	1	0	0	1	0	0	0	0	0	2	0	0	0
Javier, S	.304	104	276	56	84	9	4	3	24	6	2	0	37	2	44	15	7	0
right	.311		119		37	2	2	1	8	1	0	0	18	1	13			
left	.299		157		47	7	2	2	16	5	2	0	19	1	31			
Lopez, L	.000	6	6	0	0	0	0	0	0	0	0	0	0	0	2	0	0	0
Lyons, B	.235	27	85	9	20	0	0	3	9	0	0	1	2	0	10	0	0	4
L.A.	.200	3	5	1	1	0	0	1	2	0	0	0	0	0	1	0	0	0
Murray, E	.330	155	558	96	184	22	3	26	95	0	4	1	82	21	64	8	5	10
right	.316		206		65	7	0	8	36	0	3	1	25	7	22			
left	.338		352		119	15	3	18	59	0	1	0	57	14	42			
Offerman, J	.155	29	58	7	9	0	0	1	7	1	0	0	4	1	14	1	0	4
right	.192		26		5	0	0	0	2	0	0	0	0	0	4			
left	.125		32		4	0	0	1	5	1	0	0	4	1	10			
Samuel, J	.242	143	492	62	119	24	3	13	52	5	5	5	51	5	126	38	20	16
Sciocchia, M	.264	135	435	46	115	25	0	12	66	1	4	3	55	14	31	4	1	10
Sharperson, M	.297	129	357	42	106	14	2	3	36	8	3	1	46	6	39	15	6	15
Vizcaino, J	.275	37	51	3	14	1	1	0	2	0	0	0	4	1	8	1	1	2
right	.368		19		7	0	0	0	1	0	0	0	4	1	2			
left	.219		32		7	1	1	0	1	0	0	0	0	0	6			
Belcher, T	.163	24	43	5	7	1	0	0	1	9	0	2	0	0	15	0	0	0
Cook, D	.306	48	49	8	15	1	0	1	4	4	0	0	0	0	4	0	0	0
L.A.	.286	5	7	2	2	1	0	0	0	0	0	0	0	0	0	0	0	0
Crews, T	.000	66	7	0	0	0	0	0	1	0	1	0	0	0	5	0	0	1
Gott, J	.000	50	1	0	0	0	0	0	0	0	0	0	0	0	1	0	0	0
Hartley, M	.077	32	13	1	1	0	0	0	0	3	0	0	0	0	8	0	0	1
Hershiser, O	.000	4	7	0	0	0	0	0	0	1	0	0	0	0	1	0	0	0
Howell, J	.000	45	2	0	0	0	0	0	0	0	0	0	0	0	0	0	0	0
Martinez, R	.125	33	80	2	10	0	0	0	6	9	1	1	1	0	32	0	0	1
Morgan, M	.113	33	71	2	8	0	0	0	2	5	0	0	2	0	25	0	0	1
Neidlinger, J	.120	12	25	1	3	0	0	0	2	0	0	0	2	0	8	0	0	0
right	.000		6		0	0	0	0	0	0	0	0	0	0	3			
left	.158		19		3	0	0	0	2	0	0	0	2	0	5			
Perry, P	.000	7	1	0	0	0	0	0	0	0	0	0	0	0	1	0	0	2
Searage, R	.000	29	2	0	0	0	0	0	0	0	0	0	0	0	1	0	0	0
Valenzuela, F	.304	35	69	8	21	5	0	1	11	7	1	0	1	0	12	0	0	3
Wetteland, J	.143	22	7	2	1	0	0	1	3	1	0	0	0	0	1	0	0	1
Los Angeles	.262	162	5,491	728	1,436	222	27	129	669	71	48	31	538	78	952	141	65	130
Opponents	.269	162	5,477	685	1,364	233	30	137	642	56	42	28	478	491	021	134	59	142

DODGER STADIUM HOME RUN EXPLOSIONS

The Los Angeles Dodgers hit seven home runs in a game against Cincinnati on May 25, 1979 to establish a mark for the Dodgers at Dodger Stadium. A total of eight home runs were hit in the game to establish a record for two teams at Dodger Stadium. The Dodgers to hit the seven home runs were: Dusty Baker, Rick Sutcliffe, Steve Garvey, Gary Thomasson, Joe Ferguson, Derrel Thomas and Davey Lopes.

LOS ANGELES DODGERS 1990 FINAL PITCHING STATISTICS

Pitcher	W	L	ERA	G	GS	CG	GFS	SHO	SV	IP	H	R	ER	HR	HB	BB	IB	SOWP	BK	
Aase, D	3	1	4.97	32	0	0	13	0	3	38.0	33	24	21	5	0	19	4	24	3	0
Belcher, T	9	9	4.00	24	24	5	0	2	0	153.0	136	76	68	17	2	48	0	102	6	1
Cook, D	9	4	3.92	47	16	2	4	1	1	156.0	155	74	68	20	2	56	9	64	6	3
L.A.	1	1	7.53	5	3	0	0	0	0	14.1	23	13	12	7	0	2	0	6	0	0
Crews, T	4	5	2.77	66	2	0	18	0	5	107.1	98	40	33	9	1	24	6	76	2	0
Gott, J	3	5	2.90	50	0	0	24	0	3	62.0	59	27	20	5	0	34	7	44	4	0
Hartley, M	6	3	2.95	32	6	1	8	1	1	79.1	58	32	26	7	2	30	2	76	3	0
Hershiser, O	1	1	4.26	4	4	0	0	0	0	25.1	26	12	12	1	1	4	0	16	0	1
Holmes, D	2	1	5.19	14	0	0	1	0	0	17.1	15	10	10	1	0	11	3	19	1	0
Howell, J	5	5	2.18	45	0	0	35	0	16	66.0	59	17	16	5	6	20	3	59	4	1
Martinez, R	20	6	2.92	33	33	12	0	3	0	234.1	191	89	76	22	4	67	5	223	3	3
Morgan, M	11	15	3.75	33	33	6	0	4	0	211.0	216	100	88	19	5	60	5	106	4	1
Neidlinger, J	5	3	3.28	12	12	0	0	0	0	74.0	67	30	27	4	1	15	1	46	0	1
Perry, P	0	0	8.10	7	0	0	2	0	0	6.2	9	7	6	0	1	5	1	2	2	0
Poole, J	0	0	4.22	16	0	0	4	0	0	10.2	7	5	5	1	0	8	4	6	1	0
Searage, R	1	0	2.78	29	0	0	8	0	0	32.1	30	11	10	1	0	10	0	19	5	0
Valenzuela, F	13	13	4.59	33	33	5	0	2	0	204.0	223	112	104	19	0	77	4	115	13	1
Walsh, D	1	0	3.86	20	0	0	7	0	1	16.1	15	12	7	1	0	6	1	15	1	1
Wetteland, J	2	4	4.81	22	5	0	7	0	0	43.0	44	28	23	6	4	17	3	36	8	0
Los Angeles	86	76	3.72	162	162	29	133	12	291	442.0	1364	685	596	137	28	478	49	1021	63	10
Opponents	76	86	4.01	162	162	16	146	8	431	439.2	1436	728	641	129	31	538	78	952	52	18

LOS ANGELES DODGERS 1990 CLUB STATISTICS

	Home		Road		Totals	
	W	L	W	L	W	L
vs. Chicago	4	2	5	1	9	3
vs. Montreal	5	1	1	5	6	6
vs. New York	3	3	2	4	5	7
vs. Philadelphia	4	2	4	2	8	4
vs. Pittsburgh	3	3	1	5	4	8
vs. St. Louis	2	4	5	1	7	5
Totals vs. East	21	15	18	18	39	33
vs. Atlanta	7	2	5	4	12	6
vs. Cincinnati	4	5	5	4	9	9
vs. Houston	5	4	4	5	9	9
vs. San Diego	6	3	3	6	9	9
vs. San Francisco	4	5	4	5	8	10
Totals vs. West	26	19	21	24	47	43
Overall Totals	47	34	39	42	86	76

	Home		Road		Totals	
	W	L	W	L	W	L
Shutouts	6	2	6	6	12	8
Sho-individual	6	1	6	4	12	5
Extra innings	4	2	6	1	10	3
One-run decisions	18	7	8	9	26	16
Two-run decisions	9	7	4	8	13	15
vs. LH starters	18	9	13	16	31	25
vs. RH starters	29	25	26	26	55	51
Grass fields	47	34	19	20	66	54
Artificial fields	0	0	20	22	20	22
Day games	9	6	10	14	19	20
Night games	38	28	29	28	67	56

L.A. Opp.

	L.A.	Opp.
Double Plays	123	138
Triple Plays	0	0
Left on base	1132	1071
Grand Slam HR	4	5
Home Runs (home)	54	73
Home Runs (road)	75	64

Won Lost

	Won	Lost
Starters	65	57
Relievers	21	19
Streaks	6	6

Doubleheaders (home)	Won 0	Lost 0	Split 0
Doubleheaders (road)	Won 0	Lost 0	Split 1

Attendance

Home	3,002,396 (81 dates)	37,067 Avg.
Road	2,116,857 (80 dates)	26,461 Avg.

DOUBLE FIGURES IN HOME RUNS

Three Dodger teams have had eight men in double figures in home runs — the 1979, the 1961 and the 1953 Dodgers. The National and American League record is nine men. The 1979 Dodgers to do it were Steve Garvey (28), Ron Cey (28), Davey Lopes (28), Dusty Baker (23), Joe Ferguson (20), Gary Thomasson (14), Steve Yeager (13) and Reggie Smith (10). The 1961 Dodgers to do it were John Roseboro (18), Wally Moon (17), Duke Snider (16), Frank Howard (15), Tommy Davis (15), Willie Davis (12), Charlie Neal (10) and Ron Fairly (10). The 1953 Dodgers to do it were Duke Snider (42), Roy Campanella (41), Gil Hodges (31), Carl Furillo (21), Pee Wee Reese (13), Jackie Robinson (12), Wayne Belardi (11) and Billy Cox (10).

LOS ANGELES DODGERS 1990 FINAL FIELDING STATISTICS

First Basemen	Pct.	G	PO	A	E	TC	DP
Hatcher	1.000	25	73	7	0	80	9
Lopez	1.000	1	4	0	0	4	1
Murray	.992	150	1180	113	10	1303	88
Sharperson	.983	6	55	2	1	58	5
Traxler	1.000	3	6	2	0	8	0

Second Basemen	Pct.	G	PO	A	E	TC	DP
Harris	.985	44	62	70	2	134	13
Randolph	.969	26	50	73	4	127	10
Samuel	.972	108	194	258	13	465	47
Sharperson	.957	9	10	12	1	23	1
Vizcaino	1.000	6	4	3	0	7	1

Third Basemen	Pct.	G	PO	A	E	TC	DP
Hamilton	1.000	7	3	12	0	15	2
Hansen	.500	2	0	1	1	2	0
Harris	.959	94	77	133	9	219	11
Hatcher	.813	10	3	10	3	16	0
Sharperson	.949	106	70	153	12	235	10

Shortstops	Pct.	G	PO	A	E	TC	DP
Griffin	.959	139	221	382	26	629	63
Harris	1.000	1	0	2	0	2	0
Offerman	.946	27	30	40	4	74	5
Sharperson	.977	15	17	26	1	44	7
Vizcaino	.956	11	19	24	2	45	5

Outfielders	Pct.	G	PO	A	E	TC	DP
Brooks	.964	150	255	9	10	274	2
Daniels	.987	127	207	13	3	223	2
Gibson	.995	81	191	4	1	196	1
Gonzalez	1.000	81	62	1	0	63	0
Gwynn	1.000	44	39	1	0	40	0
Harris	1.000	2	1	0	0	1	0
Hatcher	1.000	10	10	0	0	10	0
Javier	1.000	87	204	2	0	206	1
Samuel	.965	31	79	4	3	86	0
Shelby	1.000	12	8	0	0	8	0

Catchers	Pct.	G	PO	A	E	TC	DP	PB
Dempsey	.992	53	213	27	2	242	3	4
Fletcher	.000	1	0	0	0	0	0	0
Hernandez	1.000	10	37	2	0	39	0	1
Lyons	1.000	2	3	0	0	3	0	0
Scioscia	.989	132	842	58	10	910	9	5

Pitchers	Pct.	G	PO	A	E	TC	DP
Aase	1.000	32	1	3	0	4	0
Belcher	1.000	24	11	11	0	22	1
Cook	1.000	5	3	2	0	5	0
Crews	.938	66	8	7	1	16	0
Gott	1.000	50	6	5	0	11	0
Hartley	.917	32	3	8	1	12	1
Hershiser	1.000	4	1	3	0	4	0
Holmes	1.000	14	1	1	0	2	0
Howell	1.000	45	3	8	0	11	0
Maddux	1.000	11	0	2	0	2	0
Martinez	.977	33	16	27	1	44	0
Morgan	.985	33	25	39	1	65	3
Munoz	.000	8	0	0	0	0	0
Neidlinger	1.000	12	8	5	0	13	0
Perry	.333	7	0	1	2	3	0
Poole	1.000	16	0	1	0	1	0
Searage	1.000	29	2	8	0	10	0
Valenzuela	.923	33	5	31	3	39	2
Walsh	1.000	20	2	3	0	5	0
Wells	.333	5	1	0	2	3	0
Wetteland	.800	22	1	3	1	5	0

LOS ANGELES DODGERS 1990 HIGHS AND LOWS

Team Batting:

Most runs, game – Dodgers	16	September 21 vs. S.F.
Most runs, game – Opponent	15	May 19 vs. PHL
Most runs, inning – Dodgers	9	May 27 at ST.L (1st)
Most runs, inning – Opponent	9	August 21 vs. PHL (9th)
Most hits, game – Dodgers	20	May 24 at CHI and September 21 vs. S.F.
Most hits, game – Opponent	24	May 19 vs. PHL
Most hits, inning – Dodgers	10	May 27 at ST.L (1st)
Most hits, inning – Opponent	6	eight times, last time August 21 vs. PHL (9th)
Most home runs, game – Dodgers	4	June 8 at S.D., August 5 at S.F. and September 2 at MON
Most home runs, game – Opponent	4	September 5 vs ATL and October 3 vs. S.D.
Most doubles, game – Dodgers	6	August 29 at PHL
Most doubles, game – Opponent	7	September 16 at CIN
Most stolen bases, game – Dodgers	5	May 11 at N.Y.
Most stolen bases, game – Opponent	5	August 21 vs. PHL
Most left on base, game, Dodgers	25	July 27 vs. ATL (12 inn)

Individual Batting:

Most hits, game	4	Randolph, May 2 vs. PIT Griffin, May 19 vs. PHL Samuel, May 24 at CHI Scioscia, May 24 at CHI Javier, May 27 at ST.L and June 23 at CIN Brooks, August 3 at S.F. and August 13 at ATL Daniels, September 4 vs HOU
Most runs, game	4	Gibson, August 5 at S.F.
Most doubles, game	3	Randolph, May 2 vs. PIT
Most triples, game	1	done 27 times
Most home runs, game	2	Murray, April 18 at S.F. June 9 at S.D. August 5 at S.F. Daniels, July 14 at CHI September 2 at MON September 4 vs. HOU Dempsey, May 18 vs. PHL Gibson, August 5 at S.F. Gwynn, August 29 at PHL Samuel, September 10 at S.D.
Most RBI, game	6	Daniels, July 14 at CHI September 4 vs. HOU Murray, August 5 at S.F.
Most walks, game	4	Daniels, July 27 vs. ATL
Most stolen bases, game	3	Samuel, May 11 at N.Y.
Longest hitting streak	14	Murray, July 21 – Aug. 3
Grand Slams	1	Daniels, May 19 vs. PHL September 4 vs. HOU September 14 vs. CIN Gwynn, August 29 at PHL

LACY AND UNSER SHARE RECORD

Lee Lacy along with Del Unser holds the major league record with three consecutive pinch-hit homers. Lacy accomplished his feat in 1978 on May 2 at Chicago, May 6 at Pittsburgh and May 17 vs. Pittsburgh.

LOS ANGELES DODGERS 1990 HIGHS AND LOWS (continued)

Individual Pitching:

Most strikeouts, game – Dodgers	18	Martinez, June 4 vs. ATL
Most strikeouts, game – Opponent	15	Gooden, May 11 at N.Y.
Longest winning streak	6	Martinez, July 13 – August 9
Longest losing streak	4	Wetteland, April 14 – June 1
Fewest hits allowed, game – Dodgers	0	Valenzuela, June 29 vs. ST.L.
Fewest hits allowed, game – Opponent	2	Wilson, August 4 at S.F.
Most innings, game – Reliever	5.0	Hartley, August 4 at S.F.
Most earned runs, game	9	Morgan, May 21 vs. N.Y.

Team Miscellaneous:

Longest winning streak	6	June 16 – June 22
Longest losing streak	6	May 6 – May 12
Largest crowd, Dodger Stadium	48,686	April 9 vs. S.D.
Smallest crowd, Dodger Stadium	22,098	June 4 vs. ATL
Largest crowd, road game	52,254	April 10 at S.D.
Smallest crowd, road game	3,473	September 17 at ATL
Most errors, game – Dodgers	5	May 8 at MON
Most errors, game – Opponent	4	May 2 vs. PIT July 18 at ST.L.
Longest game, time	5:03	July 27 vs. ATL
Shortest game, time	2:03	August 7 at CIN
Longest game, innings	14	August 25 vs. N.Y.

LOS ANGELES DODGERS 1990 DAY-BY-DAY RESULTS

Game		Pitchers of Record								
No.	Date	Opp.	Dodgers	Opponent	W/L	Score	Rec.	Pos.	GB	Club
1	4/9	S.D.	Wetteland (1-0)	HURST	W	4-2	1-0	T1	-	Cin.
2	4/10	at S.D.	BELCHER (1-0)	Show	W	1-0	2-0	T1	-	Cin.
3	4/11	at S.D.	Valenzuela (0-1)	Benes	L	1-3	2-1	2	-1	Cin.
4	4/12	at S.D.	Aase (0-1)	Schiraldi	L	6-8	2-2	T3	-1.5	Cin.
5	4/13	at Hou.	Morgan (1-0)	Gullickson	W	6-1	3-2	T2	-1.5	Cin.
6	4/14	at Hou.	Wetteland (1-1)	Andersen	L	3-7	3-3	3	-2	Cin.
7	4/15	at Hou.	Howell (1-0)	Kerfeld	W	5-4(10)	4-3	3	-2	Cin.
8	4/16	S.F.	Valenzuela (0-2)	LaCOSS	L	1-3	4-4	3	-3	Cin.
9	4/17	at S.F.	Aase (1-1)	Hammaker	W	10-5	5-4	3	-3	Cin.
10	4/18	at S.F.	Morgan (2-0)	Gunderson	W	6-2	6-4	2	-3	Cin.
11	4/19	Hou.	Hershiser (1-0)	Scott	W	7-3	7-4	2	-2.5	Cin.
12	4/20	Hou.	Belcher (1-1)	Dashaies	L	2-4	7-5	3	-3	Cin.
13	4/21	Hou.	Howell (1-1)	Agosto	L	5-6	7-6	3	-4	Cin.
14	4/22	Hou.	MARTINEZ (1-0)	Portugal	W	2-0	8-6	2	-3	Cin.
15	4/24	St.L.	MORGAN (3-0)	Magrane	W	3-0	9-6	2	-2	Cin.
16	4/25	St.L.	Hershiser (1-1)	B. Smith	L	1-5	9-7	3	-3	Cin.
17	4/26	St.L.	Belcher (1-2)	DeLeon	L	1-7	9-8	3	-3.5	Cin.
18	4/27	Chi.	VALENZUELA (1-2)	Nunez	W	5-0	10-8	2	-3.5	Cin.
19	4/28	Chi.	MARTINEZ (2-0)	Williams	W	5-4	11-8	2	-3.5	Cin.
20	4/29	Chi.	Morgan (3-1)	MADDUX	L	0-4	11-9	2	-3.5	Cin.
21	4/30	S.F.	Wetteland (1-2)	Burkett	L	4-8	11-10	2	-4.5	Cin.
22	5/1	Pitt.	BELCHER (2-2)	Terrell	W	4-1	12-10	2	-3.5	Cin.
23	5/2	Pitt.	VALENZUELA (2-2)	Smiley	W	6-2	13-10	2	-2.5	Cin.
24	5/4	at Phi.	Martinez (2-1)	Carman	L	3-8	13-11	2	-4	Cin.
25	5/5	at Phi.	MORGAN (4-1)	Howell	W	3-0	14-11	2	-4	Cin.
26	5/6	at Phi.	Munoz (0-1)	Carman	L	5-9	14-12	2	-5	Cin.
27	5/8	at Mon.	Belcher (2-3)	Sampen	L	1-9	14-13	2	-6	Cin.
28	5/9	at Mon.	Valenzuela (2-3)	Gross	L	3-5	14-14	2	-6	Cin.
29	5/10	at Mon.	Martinez (2-2)	D. MARTINEZ	L	2-8	14-15	2	-7	Cin.
30	5/11	at N.Y.	Morgan (4-2)	Gooden	L	4-9	14-16	3	-8	Cin.

LOS ANGELES DODGERS 1990 DAY-BY-DAY RESULTS (continued)

Game No.	Date	Opp.	Pitchers of Record		W/L	Score	Rec.	Pos.	GB	Club
			Dodgers	Opponent						
31	5/12	at N.Y.	Wetteland (1-3)	VIOLA	L	0-7	14-17	3	-8	Cin.
	5/13	at N.Y.	RAINED OUT							
32	5/14	Mon.	Valenzuela (3-3)	Gross	W	3-2	15-17	3	-8.5	Cin.
33	5/15	Mon.	Martinez (3-2)	D. Martinez	W	3-2	16-17	T2	-8.5	Cin.
34	5/16	Mon.	MORGAN (5-2)	Hall	W	3-2	17-17	2	-8	Cin.
35	5/18	Phi.	Beicher (3-3)	Ruffin	W	4-2	18-17	2	-7.5	Cin.
36	5/19	Phi.	Howell (1-2)	McDowell	L	12-15(11)	18-18	2	-8.5	Cin.
37	5/20	Phi.	Martinez (4-2)	Combs	W	6-3	19-18	2	-7.5	Cin.
38	5/21	N.Y.	Morgan (5-3)	Gooden	L	3-12	19-19	2	-8.5	Cin.
39	5/22	N.Y.	Crews (0-1)	Ojeda	L	3-8	19-20	2	-8.5	Cin.
40	5/23	at Chi.	Belcher (4-3)	Assenmacher	W	4-3	20-20	2	-8	Cin.
41	5/24	at Chi.	Valenzuela (4-3)	Lancaster	W	15-6	21-20	2	-8	Cin.
42	5/25	at St.L.	MARTINEZ (5-2)	Magrane	W	4-1	22-20	2	-8	Cin.
43	5/26	at St.L.	MORGAN (6-3)	B. Smith	W	8-0	23-20	2	-8	Cin.
44	5/27	at St.L.	Crews (1-1)	DeLeon	W	14-7	24-20	2	-7	Cin.
45	5/28	at Pitt.	Howell (1-3)	Landrum	L	5-6	24-21	2	-7.5	Cin.
46	5/29	at Pitt.	Valenzuela (4-4)	Patterson	L	5-9	24-22	2	-8.5	Cin.
47	5/30	at Pitt.	Martinez (5-3)	Terrell	L	3-5	24-23	2	-9	Cin.
48	5/31	Cin.	Aase (2-1)	Charlton	W	2-1(10)	25-23	2	-8	Cin.
49	6/1	Cin.	Wetteland (1-4)	Jackson	L	2-5	25-24	3	-9	Cin.
50	6/2	Cin.	Crews (1-2)	Charlton	L	3-8	25-25	3	-10	Cin.
51	6/3	Cin.	Valenzuela (4-5)	Browning	L	0-2	25-26	3	-11	Cin.
52	6/4	Atl.	MARTINEZ (6-3)	Glavine	W	6-0	26-26	3	-10	Cin.
53	6/5	Atl.	Morgan (6-4)	P. Smith	L	4-6	26-27	3	-10	Cin.
54	6/6	Atl.	Howell (2-3)	Kerfeld	W	7-5	27-27	3	-9	Cin.
55	6/8	at S.D.	Gott (0-1)	Lefferts	L	6-12	27-28	3	-9.5	Cin.
56	6/9	at S.D.	Wetteland (2-4)	Show	W	5-4(11)	28-28	3	-8.5	Cin.
57	6/10	at S.D.	Howell (2-4)	Harris	L	2-1(10)	28-29	3	-8.5	Cin.
58	6/11	at Hou.	Morgan (6-5)	Andersen	L	3-5	28-30	T3	-9	Cin.
59	6/12	at Hou.	Maddux (0-1)	Gullickson	L	4-5	28-31	4	-8.5	Cin.
60	6/13	at Hou.	Belcher (4-4)	Scott	L	1-5	28-32	4	-9.5	Cin.
61	6/15	S.D.	Hartley (0-1)	Schiraldi	L	1-3(13)	28-33	4	-11	Cin.
62	6/16	S.D.	MARTINEZ (7-3)	Dunne	W	5-2	29-33	4	-11	Cin.
63	6/17	S.D.	Morgan (7-5)	Rasmussen	W	6-3	30-33	4	-11	Cin.
64	6/18	Hou.	Belcher (5-4)	Gullickson	W	5-2	31-33	4	-10.5	Cin.
65	6/19	Hou.	Valenzuela (5-5)	Scott	W	5-1	32-33	4	-10	Cin.
66	6/20	Hou.	Martinez (8-3)	Clancy	W	3-2	33-33	4	-10	Cin.
67	6/22	at Cin.	Howell (3-4)	Myers	W	7-6(10)	34-33	4	-8.5	Cin.
68	6/23	at Cin.	Belcher (5-5)	Browning	L	6-11	34-34	4	-9.5	Cin.
69	6/24	at Cin.	Valenzuela (5-6)	Mahler	L	6-10	34-35	4	-10.5	Cin.
70	6/25	at Atl.	MARTINEZ (9-3)	Liebrandt	W	5-2	35-35	4	-10.5	Cin.
71	6/26	at Atl.	Morgan (7-6)	Avery	L	2-4	35-36	4	-11.5	Cin.
72	6/27	at Atl.	Belcher (5-6)	SMOLTZ	L	0-4	35-37	4	-11.5	Cin.
73	6/29	St.L.	VALENZUELA (6-6)	DeLeon	W	6-0	36-37	3	-10	Cin.
74	6/30	St.L.	Gott (0-2)	Tudor	L	5-6	36-38	3	-11	Cin.
75	7/1	St.L.	Crews (1-3)	DiPino	L	5-6	36-39	3	-11	Cin.
76	7/2	Chi.	BELCHER (6-6)	Pico	W	3-1	37-39	3	-10.5	Cin.
77	7/3	Chi.	Hartley (1-1)	Assenmacher	W	7-6	38-39	3	-10.5	Cin.
78	7/4	Chi.	Valenzuela (6-7)	Harkey	L	3-5	38-40	3	-10.5	Cin.
79	7/5	Pitt.	Martinez (9-4)	Reed	L	6-9	38-41	3	-11.5	Cin.
80	7/6	Pitt.	Morgan (7-7)	Smiley	L	3-6	38-42	3	-12.5	Cin.
81	7/7	Pitt.	BELCHER (7-6)	Terrell	W	4-2	39-42	3	-12.5	Cin.
82	7/8	Pitt.	Wells (0-1)	Drabek	L	2-7	39-43	3	-12.5	Cin.
83	7/12	at Chi.	Valenzuela (7-7)	Harkey	W	6-3	40-43	3	-12	Cin.
84	7/13	at Chi.	Martinez (10-4)	Boskie	W	5-2	41-43	3	-12	Cin.
85	7/14	at Chi.	MORGAN (8-7)	Maddux	W	7-0	42-43	3	-11	Cin.
86	7/15	at Chi.	Belcher (7-7)	WILSON	L	1-5	42-44	3	-12	Cin.
87	7/16	at St.L.	Wells (1-1)	Tewksbury	W	5-2	43-44	3	-12	Cin.
88	7/17	at St.L.	Valenzuela (7-8)	B. Smith	L	0-3	43-45	3	-13	Cin.
89	7/18	at St.L.	Martinez (11-4)	DeLeon	W	6-1	44-45	3	-13	Cin.
90	7/20	at Pitt.	Morgan (8-8)	Walk	L	2-4	44-46	3	-13.5	Cin.
91	7/21	at Pitt.	BELCHER (8-7)	Heaton	W	6-0	45-46	3	-13.5	Cin.
92	7/22	at Pitt.	Wells (1-2)	Kipper	L	6-11	45-47	3	-13.5	Cin.
93	7/23	S.F.	Valenzuela (8-8)	Wilson	W	11-1	46-47	3	-13.5	Cin.
94	7/24	S.F.	MARTINEZ (12-4)	Burkett	W	9-2	47-47	3	-12.5	Cin.
95	7/25	S.F.	Morgan (8-9)	Garrelts	L	2-7	47-48	3	-12	Cin.
96	7/26	Atl.	Belcher (9-7)	Clary	W	8-1	48-48	3	-11	Cin.
97	7/27	Atl.	Searage (1-0)	Luecken	W	5-4	49-48	3	-10	Cin.
98	7/28	Atl.	Hartley (2-1)	Grant	W	8-7	50-48	3	-9	Cin.
99	7/29	Atl.	Martinez (13-4)	Liebrandt	W	4-3	51-48	3	-8	Cin.
100	7/30	Cin.	MORGAN (9-9)	Charlton	W	4-1	52-48	3	-7	Cin.
101	7/31	Cin.	Belcher (9-8)	Rijo	L	2-5	52-49	3	-8	Cin.
102	8/1	S.F.	Howell (3-5)	ROBINSON	L	1-2	52-50	3	-9	Cin.
103	8/2	at S.F.	Valenzuela (8-9)	Burkett	L	1-3	52-51	3	-8	Cin.

LOS ANGELES DODGERS 1990 DAY-BY-DAY RESULTS(continued)

Game No.	Date	Opp.	Pitchers of Record		W/L	Score	Rec.	Pos.	GB	Club
			Dodgers	Opponent						
104	8/3	at S.F.	MARTINEZ (14-4)	Garrelts	W	11-2	53-51	3	-9	Cin.
105	8/4	at S.F.	Morgan (9-10)	WILSON	L	1-2	53-52	3	-8	Cin.
106	8/5	at S.F.	Hartley (3-1)	Novoa	W	12-6	54-52	3	-8	Cin.
107	8/7	at Cin.	Neidlinger (0-1)	Browning	L	0-1	54-53	3	-9	Cin.
108	8/8	at Cin.	Valenzuela (9-9)	Scudder	W	4-2	55-53	3	-8	Cin.
109	8/9	at Cin.	Martinez (15-4)	Armstrong	W	10-3	56-53	3	-7	Cin.
110	8/10	at Atl.	Morgan (9-11)	Avery	L	2-3	56-54	3	-8	Cin.
111	8/11	at Atl.	Howell (4-5)	Clary	W	6-4(10)	57-54	3	-7	Cin.
112	8/12	at Atl.	Neidlinger (1-1)	Glavine	W	7-3	58-54	3	-7	Cin.
113	8/13	at Atl.	Valenzuela (9-10)	Smoltz	L	5-9	58-55	3	-8	Cin.
114	8/14	at N.Y.-1	Martinez (15-5)	Gooden	L	8-9	58-56	3		
115	8/14	at N.Y.-2	Hartley (4-1)	Cone	W	2-1	59-56	3	-8.5	Cin.
116	8/15	at N.Y.	Morgan (10-11)	Fernandez	W	3-2	60-56	T2	-8.5	Cin.
117	8/16	at N.Y.	Belcher (9-9)	Darling	L	1-4	60-57	T2	-9	Cin.
118	8/17	Mon.	Neidlinger (2-1)	Gardner	W	7-6	61-57	T2	-7.5	Cin.
119	8/18	Mon.	Valenzuela (10-10)	Rojas	W	3-2	62-57	2	-6.5	Cin.
120	8/19	Mon.	Martinez (15-6)	D. Martinez	L	1-2	62-58	2	-6.5	Cin.
121	8/20	Phi.	Gott (1-2)	MULHOLLAND	W	2-1	63-58	2	-5.5	Cin.
122	8/21	Phi.	Crews (1-4)	McDowell	L	11-12	63-59	2	-6.5	Cin.
123	8/22	Phi.	Gott (2-2)	Boever	W	3-2	64-59	2	-6.5	Cin.
124	8/23	N.Y.	Valenzuela (11-10)	CONE	W	4-2	65-59	2	-5.5	Cin.
125	8/24	N.Y.	Gott (2-3)	Gooden	L	2-3	65-60	T2	-6.5	Cin.
126	8/25	N.Y.	Aase (3-1)	Darling	W	3-2(14)	66-60	T2	-6.5	Cin.
127	8/26	N.Y.	Hartley (5-1)	Viola	W	2-1	67-60	2	-6.5	Cin.
128	8/28	at Phi.	Neidlinger (3-1)	DeJesus	W	5-1	68-60	2	-6.5	Cin.
129	8/29	at Phi.	Valenzuela (12-10)	Greene	W	12-2	69-60	2	-5.5	Cin.
130	8/30	at Phi.	Martinez (16-6)	Boever	W	3-2	70-60	2	-5.5	Cin.
131	8/31	at Mon.	Morgan (10-12)	Nabholz	L	2-5	70-61	2	-5.5	Cin.
132	9/1	at Mon.	Hartley (5-2)	BOYD	L	0-6	70-62	2	-6.5	Cin.
133	9/2	at Mon.	Crews (2-4)	Gardner	W	12-5	71-62	2	-6.5	Cin.
134	9/3	Hou.	Valenzuela (12-11)	Gullickson	L	3-7	71-63	2	-6.5	Cin.
135	9/4	Hou.	Gott (2-4)	Osuna	L	8-10	71-64	2	-6.5	Cin.
136	9/5	Atl.	Morgan (10-13)	Smoltz	L	2-6	71-65	2	-7.5	Cin.
137	9/6	Atl.	HARTLEY (6-2)	Marak	W	5-0	72-65	2	-6.5	Cin.
138	9/7	Cin.	Neidlinger (4-1)	Rijo	W	3-1	73-65	2	-5.5	Cin.
139	9/8	Cin.	Valenzuela (12-12)	Browning	L	4-8	73-66	2	-6.5	Cin.
140	9/9	Cin.	MARTINEZ (17-6)	Jackson	W	6-4	74-66	2	-5.5	Cin.
141	9/10	at S.D.	Crews (2-5)	Rasmussen	L	2-5	74-67	2	-6	Cin.
142	9/11	at S.D.	Hartley (6-3)	HURST	L	0-4	74-68	2	-7	Cin.
143	9/12	at S.D.	Crews (3-5)	Hammaker	W	10-3	75-68	T2	-6	Cin.
144	9/14	at Cin.	VALENZUELA (13-12)	Browning	W	10-4	76-68	2	-5.5	Cin.
145	9/15	at Cin.	MARTINEZ (18-6)	Jackson	W	3-0	77-68	2	-4.5	Cin.
146	9/16	at Cin.	Morgan (10-14)	Scudder	L	5-9	77-69	2	-5.5	Cin.
147	9/17	at Atl.	Crews (4-5)	Liebrandt	W	5-2	78-69	2	-5.5	Cin.
148	9/18	at Atl.	Neidlinger (5-1)	Marak	W	6-2	79-69	2	-4.5	Cin.
149	9/19	S.D.	Holmes (0-1)	Lilliquist	L	4-9	79-70	2	-4.5	Cin.
150	9/20	S.D.	MARTINEZ (19-6)	Benes	W	7-2	80-70	2	-3.5	Cin.
151	9/21	S.F.	Morgan (11-14)	Robinson	W	16-3	81-70	2	-3.5	Cin.
152	9/22	S.F.	Cook (9-3)	LaCoss	W	6-3	82-70	2	-4	Cin.
153	9/23	S.F.	Neidlinger (5-2)	BURKETT	L	2-6	82-71	2	-5	Cin.
154	9/24	at Hou.	Gott (3-4)	D. Smith	W	7-5(11)	83-71	2	-4.5	Cin.
155	9/25	at Hou.	Howell (5-5)	Agosto	W	3-1(10)	84-71	2	-3.5	Cin.
156	9/26	at Hou.	Morgan (11-15)	Deshaies	L	1-10	84-72	2	-4.5	Cin.
157	9/28	at S.F.	Gott (3-5)	Oliveras	L	6-7	84-73	2	-5.0	Cin.
158	9/29	at S.F.	Neidlinger (5-3)	Downs	L	3-4	84-74	2	-5.0	Cin.
159	9/30	at S.F.	Valenzuela (13-13)	Reuschel	L	2-8	84-75	2	-5.0	Cin.
160	10/1	S.D.	MARTINEZ (20-6)	Benes	W	2-1	85-75	2	-5.0	Cin.
161	10/2	S.D.	Walsh (1-0)	Lefferts	W	8-7	86-75	2	-5.0	Cin.
162	10/3	S.D.	Cook (9-4)	Show	L	3-7	86-76	2	-5.0	Cin.

All caps = Complete Games.

1990 PLAYER TRANSACTIONS & INJURIES

Date	Player	DL	Transaction
March 30	Dave Hansen		Optioned to Albuquerque
	Jose Offerman		Optioned to Albuquerque
	Braulio Castillo		Optioned to San Antonio
	Isidrio Marquez		Optioned to San Antonio
	Dan Opperman		Optioned to San Antonio
	Zak Shinall		Optioned to San Antonio
March 31	Kirk Gibson	1	Placed on 15-day DL (lt hamstring)
	Pat Perry	2	Placed on 21-day DL (lt shoulder)
April 1	Terry Wells		Acquired from Houston for Franklin Stubbs
April 7	Jim Gott	3	Placed on 15-day DL (rt elbow)
	Jeff Blittiger		Outrighted to Albuquerque
April 8	Mike Maddux		Outrighted to Albuquerque
	Don Aase		Purchased contract from Albuquerque
	Mike Munoz		Purchased contract from Albuquerque
	Darrin Fletcher		Optioned to Albuquerque
April 16	Terry Wells		Optioned to Albuquerque
	Rick Dempsey	4	Placed on 15-day DL (lt hamstring)
April 21	Kirk Gibson		Moved to 21-day DL (lt hamstring)
	Carlos Hernandez		Purchased contract from Albuquerque
	Jeff Hamilton	4	Placed on 15-day DL (small partial tear to rt rotator cuff)
April 23	Jim Gott		Moved from 15 to 21-day DL
	Brian Traxler		Contract purchased from Albuquerque
	Jay Howell	6	Placed on 21-day DL (lt knee)
April 24	Pat Perry		Moved from 21-day to 30-day DL
	Jose Vizcaino		Contract Purchased from Albuquerque
April 27	Orel Hershiser	7	Placed on 60-day DL (rt shoulder)
April 30	Jose Vizcaino		Optioned to Albuquerque
May 3	Rick Dempsey		Reinstated from 15-day DL
	Carlos Hernandez		Optioned to Albuquerque
May 4	Jim Gott		Begins 30-day Rehab assignment
May 11	Mike Munoz		Optioned to Albuquerque
	Mike Maddux		Contract purchased from Albuquerque
May 13	Pat Perry		Begins 30-day Rehab assignment
	Stan Javier		Acquired from Oakland for Willie Randolph
May 14	Ray Searage	8	Placed on 15-day DL (lt elbow) retroactive to May 11
	Mike Munoz		Recalled from Albuquerque
May 17	Jay Howell		Reactivated from 21-day DL
	Mike Munoz		Optioned to Albuquerque
May 22	Pat Perry		Reinstated from 30-day DL
	Brian Traxler		Optioned to Albuquerque
May 25	Jeff Hamilton		Moved from 15 to 21 day DL
	Jim Gott		Reinstated from 21-day DL
June 2	Mike Hartley		Optioned to Albuquerque
	Kirk Gibson		Reinstated from 21-day DL
June 8	John Shelby		Given unconditional release
June 8	Ray Searage		Begins 30-day rehab assignment
	Pat Perry	9	Placed on 15-day DL (lt shoulder tendinitis)
June 11	Ray Searage		Moved from 15-day to 21-day DL
	Mike Hartley		Recalled from Albuquerque
June 13	Mike Maddux		Outrighted to Albuquerque
	Jim Poole		Contract purchased from San Antonio
June 21	John Wetteland		Optioned to Albuquerque
	Jose Vizcaino		Recalled from Albuquerque
July 2	Jeff Hamilton		Moved from 21-day to 60-day DL
	Pat Perry		Moved from 15-day to 21-day DL
July 2	Terry Wells		Recalled from Albuquerque
	Jim Poole		Optioned to San Antonio
July 31	Ray Searage		Reinstated from 21-day DL
	Don Aase	10	Placed on 21-day DL (rt rotator cuff tendinitis)
August 11	Terry Wells		Optioned to Albuquerque
	Jim Neidlinger		Contract purchased from San Antonio
August 17	Dave Walsh		Contract purchased from Albuquerque
	Jose Vizcaino		Optioned to Albuquerque
August 18	Tim Belcher	11	Placed on 15-day DL (rt shoulder tendinitis)
August 18	Jose Offerman		Recalled from Albuquerque
	Ray Searage	12	Placed on 15-day DL (inflammation of medial collateral ligament in left elbow), retroactive to Aug. 15
	Don Aase		Reinstated from 21-day DL

1990 PLAYER TRANSACTIONS & INJURIES (continued)

Date	Player	DL Transaction
September 1	Darrin Fletcher	Recalled from Albuquerque
	Darren Holmes	Contract purchased from Albuquerque
	Jim Poole	Recalled from San Antonio
	Jose Vizcaino	Recalled from Albuquerque
	Pat Perry	Reinstated from 21-day DL
September 10	Tim Belcher	Placed on 60-day DL (rt shoulder)
September 11	Ray Searage	Reinstated from 15-day DL
September 12	Dave Hansen	Recalled from Albuquerque
	Carlos Hernandez	Recalled from Albuquerque
	Luis Lopez	Contract purchased from Albuquerque
	John Wetteland	Recalled from Albuquerque
September 13	Dennis Cook	Acquired pitcher Dennis Cook from the Philadelphia Phillies in exchange for catcher Darrin Fletcher
September 21	Barry Lyons	Signed as a free agent

1990 FINAL STANDINGS

National League West									
Club	Won	Lost	Pct.	GB	Home	Road	vs. East	vs. West	
Cincinnati	91	71	.562	-	46-35	45-36	45-27	46-44	
Los Angeles	86	76	.531	5.0	47-34	39-42	39-33	47-43	
San Francisco	85	77	.525	6.0	49-32	36-45	32-40	53-37	
San Diego	75	87	.463	16.0	37-44	38-43	26-46	49-41	
Houston	75	87	.463	16.0	49-32	26-55	32-40	43-47	
Atlanta	65	97	.401	26.0	37-44	28-53	33-39	32-58	

National League East									
Club	Won	Lost	Pct.	GB	Home	Road	vs. East	vs. West	
Pittsburgh	95	67	.586	-	49-32	46-35	49-41	46-26	
New York	91	71	.562	4.0	52-29	39-42	51-39	40-32	
Montreal	85	77	.525	10.0	47-34	38-43	49-41	36-36	
Philadelphia	77	85	.475	18.0	41-40	36-45	39-51	38-34	
Chicago	77	85	.475	18.0	39-42	38-43	43-47	34-38	
St. Louis	70	92	.432	25.0	34-47	36-45	39-51	31-41	

American League West									
Club	Won	Lost	Pct.	GB	Home	Road	vs. East	vs. West	
Oakland	103	59	.636	-	51-30	52-29	56-28	47-31	
Chicago	94	68	.580	9.0	49-31	45-37	47-37	47-31	
Texas	83	79	.512	20.0	47-35	36-44	45-39	38-40	
California	80	82	.494	23.0	42-39	38-43	42-42	38-40	
Seattle	77	85	.475	26.0	38-43	39-42	40-44	37-41	
Kansas City	75	86	.466	27.5	45-36	30-50	41-42	34-44	
Minnesota	74	88	.457	29.0	41-40	33-48	42-42	32-46	

American League East									
Club	Won	Lost	Pct.	GB	Home	Road	vs. East	vs. West	
Boston	88	74	.543	-	51-30	37-44	50-28	38-46	
Toronto	86	76	.531	2.0	44-37	42-39	42-36	44-40	
Detroit	79	83	.488	9.0	39-42	40-41	35-43	44-40	
Cleveland	77	85	.475	11.0	41-40	36-45	34-34	43-41	
Baltimore	76	85	.472	11.5	40-40	36-45	34-44	42-41	
Milwaukee	74	88	.457	14.0	39-42	35-46	41-37	33-51	
New York	67	95	.414	21.0	37-44	30-51	37-41	30-54	

1990 NATIONAL LEAGUE CLUB BATTING

Club	Avg.	G	AB	R	H	TB	2B	3B	HR	RBI	SH	SF	HP	BB	IBB	SO	SB	SLG
Cin.	.265	162	5525	693	1466	2205	284	40	125	644	88	42	42	466	73	913	166	.399
Chi.	.263	162	5600	690	1474	2194	240	36	136	649	61	51	30	406	68	869	151	.392
S.F.	.262	162	5573	719	1459	2206	221	35	152	681	76	45	33	488	61	973	109	.396
L.A.	.262	162	5491	728	1436	2099	222	27	129	669	71	48	31	538	78	952	141	.382
Pitt.	.259	162	5388	733	1395	2181	288	42	138	693	96	66	24	582	64	914	137	.405
S.D.	.257	162	5554	673	1429	2111	243	35	123	628	79	48	28	509	75	902	138	.380
N.Y.	.256	162	5504	775	1410	2246	278	21	172	734	54	56	32	536	65	851	110	.408
St. L.	.256	162	5462	599	1398	1954	255	41	73	554	77	50	21	517	54	844	221	.358
Phil.	.255	162	5535	646	1410	2010	237	27	103	619	59	39	30	582	92	915	108	.363
All.	.250	162	5504	682	1376	2177	263	26	162	636	49	31	27	473	37	1010	92	.396
Mon.	.250	162	5453	662	1363	2018	227	43	114	607	87	47	26	576	67	1024	235	.370
Hou.	.242	162	5379	573	1301	1856	209	32	94	536	79	41	28	548	64	997	179	.345
Totals	.256		65968		16917		2967		1521		876		352		798		1787	
		972		8173		25257		405		7650		564		6221		11164		.383

1990 NATIONAL LEAGUE CLUB PITCHING

Club	ERA	G	CG	SHO	REL	SV	IP	H	R	ER	HR	HB	BB	IB	SO
Montreal	3.37	162	18	11	341	50	1473.1	1349	598	551	127	38	510	76	991
Cincinnati	3.39	162	14	12	316	50	1456.1	1338	597	549	124	34	543	61	1029
Pittsburgh	3.40	162	18	8	364	43	1447.0	1367	619	546	135	30	413	48	848
New York	3.43	162	18	14	268	41	1440.0	1339	613	548	119	27	444	35	1217
Houston	3.61	162	12	6	348	37	1450.0	1396	656	581	130	38	496	74	854
San Diego	3.68	162	21	12	288	35	1461.2	1437	673	597	147	19	507	69	928
Los Angeles	3.72	162	29	12	339	29	1442.0	1364	685	596	137	28	478	49	1021
St. Louis	3.87	162	8	13	364	39	1443.1	1432	698	621	98	34	475	72	833
Philadelphia	4.07	162	18	7	374	35	1449.0	1381	729	655	124	29	651	81	840
San Francisco	4.08	162	14	6	335	45	1446.1	1477	710	655	131	21	553	84	788
Chicago	4.34	162	13	7	346	42	1442.2	1510	774	695	121	28	572	85	877
Atlanta	4.58	162	17	8	346	30	1429.2	1527	821	727	128	26	579	64	938
Totals	3.79	972	200	116	4029	476	17381.1	16917	8173	7321	1521	352	6221	798	11164

1990 NATIONAL LEAGUE CLUB FIELDING

Club	PCT	G	PO	A	E	TC	DP	TP	PB
Cincinnati	.983	162	4369	1690	102	6161	126	0	19
San Francisco	.983	162	4339	1824	107	6270	148	0	11
Montreal	.982	162	4420	1648	110	6178	134	0	21
Philadelphia	.981	162	4347	1738	117	6202	150	0	8
Chicago	.980	162	4328	1756	124	6208	136	0	24
St. Louis	.979	162	4330	1735	130	6195	114	0	11
Los Angeles	.979	162	4326	1612	130	6068	123	0	10
Pittsburgh	.979	162	4341	1777	134	6252	125	0	9
Houston	.978	162	4350	1602	131	6038	124	1	18
New York	.978	162	4320	1565	132	6017	107	0	20
San Diego	.977	162	4385	1668	141	6194	141	0	9
Atlanta	.974	162	4289	1735	158	6182	133	0	15
Totals	.980	972	52144	20350	1516	74010	1561	1	175

1990 NATIONAL LEAGUE CLUB MISCELLANEOUS

Club	vs. LHP	vs. RHP	Grass	Artif.	Day Night	1-Run	x-Inn.	Doubleheaders			
								W	L	S	
Atlanta	30-25	35-72	49-71	16-26	12-25	53-72	18-21	5-11	2	3	3
Chicago	27-31	50-54	56-58	21-27	44-39	33-46	24-29	7-6	0	4	2
Cincinnati	37-24	54-47	23-25	68-46	21-24	70-47	20-19	6-8	1	3	2
Houston	33-38	42-49	17-31	58-56	20-20	55-67	24-23	14-13	1	2	0
Los Angeles	31-25	55-51	66-54	20-22	19-20	67-56	26-16	10-3	0	0	1
Montreal	34-26	51-51	20-22	65-55	23-24	62-53	30-30	9-12	2	0	1
New York	27-33	64-38	68-46	23-25	30-26	61-45	23-28	5-5	2	2	3
Philadelphia	28-25	49-60	18-24	59-61	21-20	56-65	28-26	8-8	2	2	1
Pittsburgh	44-24	51-43	25-17	70-50	29-15	66-52	28-20	8-6	5	0	0
San Diego	32-27	43-60	56-64	19-23	20-27	55-60	19-27	10-10	2	2	1
San Francisco	32-27	53-50	70-50	15-27	33-30	52-47	25-23	7-8	1	0	1
St. Louis	31-32	39-60	18-24	52-68	22-24	48-68	21-24	7-6	0	0	1

NATIONAL LEAGUE BATTING DEPARTMENTAL LEADERS

Batting Average			Runs		
.335	McGee, W	ST.L.	116	Sandberg, R	CHI.
.330	Murray, E	L.A.	112	Bonilla, B	PIT.
.328	Magadan, D	N.Y.	108	Butler, B	S.F.
.325	Dykstra, L	PHI.	107	Gant, R	ATL.
.310	Dawson, A	CHI.	106	Dykstra, L	PHI.
.309	Roberts, L	S.D.	104	Bonds, B	PIT.
.309	Grace, M	CHI.	104	Roberts, L	S.D.
.309	Gwynn, T	S.D.	96	Jefferies, G	N.Y.
.309	Butler, B	S.F.	96	Murray, E	L.A.
.306	Sandberg, R	CHI.	95	Sabo, C	CIN.

GARVEY LEADS N.L. IN PUTOUTS

Steve Garvey led the National League in putouts five straight seasons (1974-78).

NATIONAL LEAGUE BATTING DEPARTMENTAL LEADERS (continued)

Doubles

40	Jefferies, G	N.Y.
39	Bonilla, B	PIT.
38	Sabo, C	CIN.
37	Wallach, T	MON.
37	Johnson, H	N.Y.
36	Roberts, L	S.D.
35	Dykstra, L	PHI.
34	Gant, R	ATL.
34	Presley, J	ATL.
32	(3) PLAYERS	TIED

Walks

104	Clark, Ja	S.D.
93	Bonds, B	PIT.
90	Butler, B	S.F.
89	Dykstra, L	PHI.
87	Hayes, V	PHI.
82	Murray, E	L.A.
79	Doran, B	CIN.
74	Magadan, D	N.Y.
74	Oquendo, J	ST.L.
72	Daulton, D	PHI.

Home Runs

40	Sandberg, R	CHI.
37	Strawberry, D	N.Y.
35	Mitchell, K	S.F.
33	Williams, M	S.F.
33	Bonds, B	PIT.
32	Gant, R	ATL.
32	Bonilla, B	PIT.
28	Justice, D	ATL.
27	Daniels, K	L.A.
27	Dawson, A	CHI.

Hits

192	Dykstra, L	PHI.
192	Butler, B	S.F.
188	Sandberg, R	CHI.
185	Larkin, B	CIN.
185	Wallach, T	MON.
184	Murray, E	L.A.
182	Grace, M	CHI.
177	Clark, W	S.F.
177	Gwynn, T	S.D.
175	Bonilla, B	PIT.

Triples

11	Duncan, M	CIN.
10	Gwynn, T	S.D.
9	Coleman, V	ST.L.
9	Smith, L	ATL.
9	Butler, B	S.F.
8	Kruk, J	PHI.
8	Dunston, S	CHI.
7	Bell, J	PIT.
7	Thompson, M	ST.L.
7	Bonilla, B	PIT.

On Base Percentage

.418	Dykstra, L	PHI.
.417	Magadan, D	N.Y.
.414	Murray, E	L.A.
.406	Bonds, B	PIT.
.397	Butler, B	S.F.
.389	Daniels, K	L.A.
.386	Kruk, J	PHI.
.384	Smith, L	ATL.
.382	McGee, W	ST.L.
.379	Raines, T	MON.

Runs Batted In

122	Williams, M	S.F.
120	Bonilla, B	PIT.
115	Carter, J	S.D.
114	Bonds, B	PIT.
108	Strawberry, D	N.Y.
100	Dawson, A	CHI.
100	Sandberg, R	CHI.
98	Wallach, T	MON.
95	Clark, W	S.F.
95	Murray, E	L.A.

Total Bases

344	Sandberg, R	CHI.
324	Bonilla, B	PIT.
310	Gant, R	ATL.
301	Williams, M	S.F.
295	Wallach, T	MON.
293	Bonds, B	PIT.
290	Murray, E	L.A.
285	Mitchell, K	S.F.
283	Dawson, A	CHI.
281	Strawberry, D	N.Y.

Stolen Bases

77	Coleman, V	ST.L.
64	Yelding, E	HOU.
52	Bonds, B	PIT.
51	Butler, B	S.F.
50	Nixon, O	MON.
49	Raines, T	MON.
46	Roberts, L	S.D.
42	DeShields, D	MON.
38	Samuel, J	L.A.
34	Johnson, H	N.Y.

Slugging Percentage

.665	Bonds, B	PIT.
.559	Sandberg, R	CHI.
.544	Mitchell, K	S.F.
.539	Gant, R	ATL.
.535	Justice, D	ATL.
.535	Dawson, A	CHI.
.531	Daniels, K	L.A.
.520	Murray, E	L.A.
.518	Strawberry, D	N.Y.
.518	Bonilla, B	PIT.

Multi-Hit Games

58	Wallach, T	MON.
58	Murray, E	L.A.
57	Sandberg, R	CHI.
55	Gant, R	ATL.
55	Butler, B	S.F.
54	Larkin, B	CIN.
54	Clark, W	S.F.
53	Dykstra, L	PHI.
53	McGee, W	ST.L.
51	Jefferies, G	N.Y.

Grand Slams

3	Daniels, K	L.A.
2	Carter, J	S.D.
2	Bonilla, B	PIT.
1	(27) PLAYERS	TIED

Extra Base Hits

78	Bonilla, B	PIT.
73	Sandberg, R	CHI.
69	Gant, R	ATL.
68	Bonds, B	PIT.
65	Sabo, C	CIN.
63	Wallach, T	MON.
63	Johnson, H	N.Y.
62	Williams, M	S.F.
61	Mitchell, K	S.F.
60	Dawson, A	CHI.

Hitting Streaks

23	Dykstra, L	PHI.
	May 15 to June 10	
22	McGee, W	ST.L.
	July 5 to August 1	
18	Grace, M	CHI.
	July 20 to August 9	
18	Larkin, B	CIN.
	August 23 to September 11	
18	Strawberry, D	N.Y.
	June 8 to June 29	

NATIONAL LEAGUE PITCHING DEPARTMENTAL LEADERS

Earned Run Average

2.21	Darwin, D	HOU.
2.55	Smith, Z	PIT.
2.60	Whitson, E	S.D.
2.67	Viola, F	N.Y.
2.70	Rijo, J	CIN.
2.76	Drabek, D	PIT.
2.92	Martinez, R	L.A.
2.93	Boyd, D	MON.
2.95	Martinez, De	MON.
3.14	Hurst, B	S.D.

Saves

33	Franco, J	N.Y.
31	Myers, R	CIN.
27	Smith, L	ST.L.
23	Lefferts, C	S.D.
23	Smith, D	HOU.
22	McDowell, R	PHI.
20	Burke, T	MON.
19	Brantley, J	S.F.
17	Bedrosian, S	S.F.
16	(2) PLAYERS	TIED

Games

82	Agosto, J	HOU.
74	Assenmacher, P	CHI.
73	Harris, G	S.D.
72	McDowell, R	PHI.
71	Akerfelds, D	PHI.
68	Dibble, R	CIN.
68	Bedrosian, S	S.F.
67	Ruskin, S	MON.
67	Parrett, J	ATL.
67	Boever, J	PHI.

Winning Percentage

.786	Drabek, D	PIT.	(22-06)
.769	Martinez, R	L.A.	(20-06)
.750	Tudor, J	ST.L.	(12-04)
.733	Darwin, D	HOU.	(11-04)
.731	Gooden, D	N.Y.	(19-07)
.667	Harkey, M	CHI.	(12-06)
.667	Burke, J	S.F.	(14-07)
.636	Rijo, J	CIN.	(14-08)
.632	Sampen, B	MON.	(12-07)
.625	(3) PLAYERS	TIED	

Wins

22	Drabek, D	PIT.
20	Martinez, R	L.A.
20	Viola, F	N.Y.
19	Gooden, D	N.Y.
15	Maddux, G	CHI.
15	Browning, T	CIN.
15	(5) PLAYERS	TIED

Games Started

35	Maddux, G	CHI.
35	Browning, T	CIN.
35	Viola, F	N.Y.
34	Smoltz, J	ATL.
34	Deshaies, J	HOU.
34	Gooden, D	N.Y.
33	(6) PLAYERS	TIED

Innings Pitched

249.2	Viola, F	N.Y.
237.0	Maddux, G	CHI.
234.1	Martinez, R	L.A.
232.2	Gooden, D	N.Y.
231.1	Smoltz, J	ATL.
231.1	Drabek, D	PIT.
228.2	Whitson, E	S.D.
227.2	Browning, T	CIN.
226.0	Martinez, De	MON.
223.2	Hurst, B	S.D.

Shutouts

4	Morgan, M	L.A.
2	Hurst, B	S.D.
3	Gardner, M	MON.
3	Martinez, R	L.A.
3	Drabek, D	PIT.
3	Boyd, D	MON.
3	Viola, F	N.Y.
3	Whitson, E	S.D.
2	(14) PLAYERS	TIED

Winning Streaks

9	Darwin, D	HOU.	June 10 to August 26
8	Gooden, D	N.Y.	June 12 to July 29
8	Gooden, D	N.Y.	August 14 to September 28
7	Viola, F	N.Y.	April 11 to May 12

Complete Games

12	Martinez, R	L.A.
9	Drabek, D	PIT.
9	Hurst, B	S.D.
8	Maddux, G	CHI.
7	Martinez, De	MON.
7	Rijo, J	CIN.
7	Viola, F	N.Y.
6	(5) PLAYERS	TIED

Strikeouts

233	Cone, D	N.Y.
223	Martinez, R	L.A.
223	Gooden, D	N.Y.
182	Viola, F	N.Y.
181	Fernandez, S	N.Y.
170	Smoltz, J	ATL.
164	DeLeon, J	ST.L.
162	Hurst, B	S.D.
156	Martinez, De	MON.
152	Rijo, J	CIN.

Opponents Batting Average Against

.200	Fernandez, S	N.Y.
.212	Rijo, J	CIN.
.221	Martinez, R	L.A.
.225	Drabek, D	PIT.
.225	Darwin, D	HOU.
.226	Cone, D	N.Y.
.228	Martinez, De	MON.
.228	Hurst, B	S.D.
.234	Boyd, D	MON.
.234	Harkey, M	CHI.

LOS ANGELES DODGERS 1990 N.L. HOME RUNS BY PARKS

	HR	H-R	Atl H-R	Chi H-R	Cin H-R	Hou H-R	Mtl H-R	NY H-R	Phi H-R	Pit H-R	StL H-R	SD H-R	SF H-R
Daniels	27	12-15	2-1	0-3	2-3	3-0	3-3	0-1	1-1	1-1	0-0	0-1	0-1
Murray	26	12-14	3-0	1-0	0-1	2-1	1-1	1-0	0-0	2-1	0-1	1-4	1-5
Brooks	20	9-11	1-2	0-0	2-0	1-2	1-0	0-1	0-3	0-0	1-0	1-2	2-1
Samuel	13	6-7	1-0	1-1	0-1	0-0	0-0	0-0	0-0	0-1	1-1	1-3	2-0
Scioscia	12	5-7	1-0	0-1	0-0	2-2	0-1	0-0	0-2	0-0	0-0	1-0	1-1
Gibson	8	2-6	0-1	0-0	1-1	0-1	0-0	0-0	0-0	0-0	0-0	1-1	0-2
Gwynn	5	0-5	0-1	0-0	0-1	0-0	0-0	0-0	0-2	0-0	0-0	0-1	0-0
Javier	3	1-2	0-0	0-0	0-1	0-1	0-0	0-0	0-0	0-0	0-0	1-0	0-0
Sharperson	3	1-2	0-0	0-0	0-0	0-0	0-1	0-1	1-0	0-0	0-0	0-0	0-0
Dempsey	2	2-0	0-0	0-0	0-0	0-0	0-0	0-0	2-0	0-0	0-0	0-0	0-0
Gonzalez	2	2-0	0-0	0-0	0-0	0-0	0-0	2-0	0-0	0-0	0-0	0-0	0-0
Harris	2	0-2	0-0	0-0	0-0	0-0	0-1	0-0	0-0	0-0	0-0	0-1	0-0
Griffin	1	0-1	0-0	0-0	0-1	0-0	0-0	0-0	0-0	0-0	0-0	0-0	0-0
Lyons	1	0-1	0-0	0-0	0-0	0-0	0-0	0-0	0-0	0-0	0-0	0-0	0-1
Offerman	1	1-0	0-0	0-0	0-0	0-0	1-0	0-0	0-0	0-0	0-0	0-0	0-0
Randolph	1	0-1	0-0	0-0	0-0	0-1	0-0	0-0	0-0	0-0	0-0	0-0	0-0
Valenzuela	1	1-0	0-0	0-0	0-0	0-0	1-0	0-0	0-0	0-0	0-0	0-0	0-0
Wetteland	1	0-1	0-0	0-0	0-0	0-0	0-0	0-0	0-0	0-0	0-1	0-0	0-0
Totals	129	54-75	8-5	2-5	5-9	8-8	7-7	3-3	4-8	3-3	2-3	6-13	6-11

1990 HOME RUNS vs. LOS ANGELES DODGERS

Atlanta (14)	at L.A.	Atl	New York (10)	at L.A.	NY
Blauser	1	1	Boston	1	0
Gant	1	2	Elster	1	0
Gregg	1	0	Johnson	0	2
Justice	2	2	Marshall	1	0
McDowell	1	0	McReynolds	1	2
Murphy	1	0	Strawberry	1	1
Olson	0	1	Totals	5	5
Presley	1	0	Philadelphia (7)	at L.A.	Phi
Totals	8	6	Cook	1	0
Chicago (11)	at L.A.	Chi	C. Hayes	1	0
Clark	0	2	V. Hayes	0	2
Dawson	1	0	Jordan	0	1
Dunston	1	2	Kruk	1	0
Grace	0	1	Murphy	0	1
Salazar	1	0	Totals	3	4
Sandberg	0	1	Pittsburgh (10)	at L.A.	Pit.
Villanueva	1	0	Bell	0	1
Wynne	1	0	Bonds	1	1
Totals	5	6	Bonilla	2	1
Cincinnati (15)	at L.A.	Cin	Bream	1	1
Benzinger	0	1	Redus	0	1
Braggs	0	1	Van Slyke	1	0
Davis	3	1	Totals	5	5
Duncan	0	1	St. Louis (3)	at L.A.	StL
O'Neill	2	1	Guerrero	2	0
Sabo	1	4	Zeile	0	1
Totals	6	9	Totals	2	1
Houston (18)	at L.A.	Hou	San Diego (24)	at L.A.	SD
Anthony	1	0	Alomar	0	1
Candaele	2	1	Carter	1	2
Davis	2	1	JaClark	0	2
Doran	0	1	JeClark	3	0
Stubbs	1	5	Gwynn	0	1
Wilson	2	2	Jackson	2	0
Totals	8	10	Lynn	2	1
Montreal (11)	at L.A.	Mtl	Pagliarulo	3	1
Aldrete	1	0	Parent	1	0
Deshields	0	1	Roberts	1	0
Galarraga	0	1	Santiago	2	1
Goff	1	0	Totals	15	9
Gross	1	0	San Francisco (14)	at L.A.	SF
Raines	2	0	Carter	1	0
Wallach	1	3	Clark	1	0
Totals	6	5	Decker	1	0
			Leonard	1	0
			Mitchell	2	2
			Thompson	0	3
			Williams	2	1
			Totals	8	6

THE LAST TIME IT HAPPENED

Inside-the-park home run	Kirk Gibson, 6/5/89 at Atlanta
Back-to-back home runs	Eddie Murray and Hubie Brooks, 7/24/90 vs. San Francisco
Back-to-back-to-back home runs	Ron Cey, Rick Monday and Joe Ferguson, 8/31/80 vs. Montreal
Pinch-hit home run	Barry Lyons, 9/30/90 at San Francisco
Back-to-back pinch-hit home runs	Willie Crawford and Lee Lacy, 6/23/75 vs. St. Louis (9th inn.)
Postseason pinch-hit home run	Kirk Gibson, 10/15/89 vs. Oakland
Grand slam	Kal Daniels, 9/14/90 vs. Cincinnati
Two grand slams in a game	Pedro Guerrero and Mariano Duncan 8/23/85 at Montreal
Pinch-hit grand slam	Steve Yeager, 6/21/84 at Cincinnati
Three home run game	Davey Lopes, 8/20/74 at Chicago
Three home run game, opponent	Claudell Washington (New York), 6/22/80 at Los Angeles
Home runs from both sides	Eddie Murray, 6/9/90 at San Diego
Hit for the cycle	Wes Parker, 5/7/70 at New York
Dodger pitcher home run	Fernando Valenzuela, 5/14/90 vs. Montreal
Opponent pitcher home run	Kevin Gross, 5/14/90, Montreal
Dodger no-hitter	Fernando Valenzuela, 6/29/90 vs. St. Louis, won 6-0
Dodger pitcher faced the minimum	Tim Belcher, 7/21/90, at Pittsburgh (one-hitter)
Dodger no-hitter at Dodger Stadium	Fernando Valenzuela, 6/29/90 (6-0) vs. St. Louis
Dodger one-hitter	Tim Belcher, 7/21/90 at Pittsburgh (Jay Bell-3rd inning)
Opponent no-hitter	Tom Browning, 9/16/88 (1-0 perfect game) at Cincinnati
Steal of home	Jose Gonzalez, 8/26/90 vs. New York
Stolen base by pitcher	Orel Hershiser, 6/8/87, at Atlanta
Triple play for Dodgers	Eugene Hermanski, Jackie Robinson and Gil Hodges, 4/16/49, vs. Boston Braves
Triple play for opponent	Bill Doran, Craig Reynolds and Glenn Davis, 9/15/87, vs. Houston (Garner in the 4th inning)
Five-hit game	Lenny Harris, 8/23/89, at Montreal (22 innings)
Six-hit game	Willie Davis, 5/24/73, vs. New York (19 innings)
Five-RBI game	Kal Daniels, 5/19/90 vs. Philadelphia
Six-RBI game	Kal Daniels, 9/4/90 vs. Houston
Rainout at Dodger Stadium	April 21, 1988 vs. San Diego

LOPES STEALS RECORD 38 STRAIGHT BASES

Former Dodger base-stealing artist Davey Lopes set a then-major league record in 1975 by stealing 38 consecutive bases without being thrown out. His efforts erased the old mark of 31 set by Max Carey of Pittsburgh in 1922. Lopes began his history-making string on June 10 by stealing second base against Montreal in the first inning. He stole his 38th straight base in the seventh inning of a game with the Expos on August 24, but was thrown out by Montreal catcher Gary Carter in the 12th inning of the same game to end the string.

History & Records



DODGERS NATIONAL LEAGUE RECORD 1890-1990

Year	Position	Won	Lost	Margin	Manager	Pennant Winner
1890	First	86	43	6 1/2	William McGunnigle	Brooklyn
1891	Sixth	61	76	25 1/2	John Montgomery Ward	Boston
1892	Third	95	59	8	John Montgomery Ward	Boston
1893	Sixth**	65	63	20 1/2	Dave Foutz	Boston
1894	Fifth	70	61	17 1/2	Dave Foutz	Baltimore
1895	Fifth**	71	60	16 1/2	Dave Foutz	Baltimore
1896	Ninth**	58	73	33	Dave Foutz	Baltimore
1897	Sixth**	61	71	32	William Barnie	Boston
1898	Tenth	54	91	46	Barnie-Mike Griffin - C.H. Ebbets	Boston
1899	First	88	42	8	Ned Hanlon	Brooklyn
1900	First	82	54	4 1/2	Ned Hanlon	Brooklyn
1901	Third	79	57	9 1/2	Ned Hanlon	Pittsburgh
1902	Second	75	63	27 1/2	Ned Hanlon	Pittsburgh
1903	Fifth	70	66	19	Ned Hanlon	Pittsburgh
1904	Sixth	56	97	50	Ned Hanlon	New York
1905	Eighth	48	104	56 1/2	Ned Hanlon	New York - WC
1906	Fifth	66	86	50	Patsy Donovan	Chicago
1907	Fifth	65	83	40	Patsy Donovan	Chicago - WC
1908	Seventh	53	101	46	Patsy Donovan	Chicago - WC
1909	Sixth	55	98	55 1/2	Harry Lumley	Pittsburgh - WC
1910	Sixth	64	90	40	Bill Dahlen	Chicago
1911	Seventh	64	86	33 1/2	Bill Dahlen	New York
1912	Seventh	58	95	46	Bill Dahlen	New York
1913	Sixth	65	84	34 1/2	Bill Dahlen	New York
1914	Fifth	75	79	19 1/2	Wilbert Robinson	Boston - WC
1915	Third	80	72	10	Wilbert Robinson	Philadelphia
1916	First	94	60	2 1/2	Wilbert Robinson	Brooklyn
1917	Seventh	70	81	26 1/2	Wilbert Robinson	New York
1918	Fifth	57	69	25 1/2	Wilbert Robinson	Chicago
1919	Fifth	69	71	27	Wilbert Robinson	Cincinnati - WC
1920	First	93	61	7	Wilbert Robinson	Brooklyn
1921	Fifth	77	75	16 1/2	Wilbert Robinson	New York - WC
1922	Sixth	76	78	17	Wilbert Robinson	New York - WC
1923	Sixth	76	78	19 1/2	Wilbert Robinson	New York
1924	Second	92	62	1 1/2	Wilbert Robinson	New York
1925	Sixth**	68	85	27	Wilbert Robinson	Pittsburgh - WC
1926	Sixth	71	82	17 1/2	Wilbert Robinson	St. Louis - WC
1927	Sixth	65	88	28 1/2	Wilbert Robinson	Pittsburgh
1928	Sixth	77	76	17 1/2	Wilbert Robinson	St. Louis
1929	Sixth	70	83	28 1/2	Wilbert Robinson	Chicago
1930	Fourth	86	68	6	Wilbert Robinson	St. Louis
1931	Fourth	79	73	21	Wilbert Robinson	St. Louis - WC
1932	Third	81	73	9	Max Carey	Chicago
1933	Sixth	65	88	26 1/2	Max Carey	New York - WC
1934	Sixth	71	81	23 1/2	Casey Stengel	St. Louis - WC
1935	Fifth	70	83	29 1/2	Casey Stengel	Chicago
1936	Seventh	67	87	25	Casey Stengel	New York
1937	Sixth	62	91	33 1/2	Burleigh Grimes	New York
1938	Seventh	69	80	18 1/2	Burleigh Grimes	Chicago
1939	Third	84	69	12 1/2	Leo Durocher	Cincinnati
1940	Second	88	65	12	Leo Durocher	Cincinnati - WC
1941	First	100	54	2 1/2	Leo Durocher	Brooklyn
1942	Second	104	50	2	Leo Durocher	St. Louis - WC
1943	Third	81	72	23 1/2	Leo Durocher	St. Louis
1944	Seventh	63	91	42	Leo Durocher	St. Louis - WC
1945	Third	87	67	11	Leo Durocher	Chicago
1946	Second+	96	60	2	Leo Durocher	St. Louis - WC
1947	First	94	60	5	Clyde Sukeforth - Burt Shotton	Brooklyn
1948	Third	84	70	7 1/2	Durocher - Shotton	Boston
1949	First	97	57	1	Burt Shotton	Brooklyn
1950	Second	89	65	2	Burt Shotton	Philadelphia
1951	Second+	97	60	1	Charlie Dressen	New York
1952	First	96	57	4 1/2	Charlie Dressen	Brooklyn
1953	First	105	49	13	Charlie Dressen	Brooklyn
1954	Second	92	62	5	Walter Alston	New York - WC
1955	First	98	55	13 1/2	Walter Alston	Brooklyn - WC
1956	First	93	61	1	Walter Alston	Brooklyn
1957	Third	84	70	11	Walter Alston	Milwaukee - WC
1958	Seventh	71	83	21	Walter Alston	Milwaukee
1959	First++	88	68	2	Walter Alston	Los Angeles - WC
1960	Fourth	82	72	13	Walter Alston	Pittsburgh - WC
1961	Second	89	65	4	Walter Alston	Cincinnati
1962	Second+	102	63	1	Walter Alston	San Francisco
1963	First	99	63	6	Walter Alston	Los Angeles - WC
1964	Sixth**	80	82	13	Walter Alston	St. Louis - WC
1965	First	97	65	2	Walter Alston	Los Angeles - WC
1966	First	95	67	1 1/2	Walter Alston	Los Angeles
1967	Eighth	73	89	28 1/2	Walter Alston	St. Louis - WC
1968	Seventh**	76	86	21	Walter Alston	St. Louis
1969	Fourth (WD)	85	77	8	Walter Alston	New York - WC
1970	Second (WD)	87	74	14 1/2	Walter Alston	Cincinnati

Year	Position	Won	Lost	Margin	Manager	Pennant Winner
1971	Second (WD)	89	73	1	Walter Alston	Pittsburgh – WC
1972	Third (WD)**	85	70	10 1/2	Walter Alston	Cincinnati
1973	Second (WD)	95	66	3 1/2	Walter Alston	New York
1974	First (WD)	102	60	4	Walter Alston	Los Angeles
1975	Second (WD)	88	74	20	Walter Alston	Cincinnati – WC
1976	Second (WD)	92	70	10	Walter Alston	Cincinnati – WC
1977	First (WD)	98	64	10	Tommy Lasorda	Los Angeles
1978	First (WD)	95	67	2 1/2	Tommy Lasorda	Los Angeles
1979	Third (WD)	79	83	11 1/2	Tommy Lasorda	Pittsburgh – WC
1980	Second (WD)+	92	71	1	Tommy Lasorda	Philadelphia – WC
1981	First (WD)x	36	21	1/2	Tommy Lasorda	Los Angeles – WC
	Fourth (WD)xx	27	26	6		
1982	Second (WD)	88	74	1	Tommy Lasorda	St. Louis – WC
1983	First (WD)	91	71	3	Tommy Lasorda	Philadelphia
1984	Fourth (WD)	79	83	13	Tommy Lasorda	San Diego
1985	First (WD)	95	67	5 1/2	Tommy Lasorda	St. Louis
1986	Fifth (WD)	73	89	23	Tommy Lasorda	New York – WC
1987	Fourth (WD)	73	89	17	Tommy Lasorda	St. Louis
1988	First (WD)	94	67	7	Tommy Lasorda	Los Angeles – WC
1989	Fourth (WD)	77	83	14	Tommy Lasorda	San Francisco
1990	Second (WD)	86	76	5	Tommy Lasorda	Cincinnati – WC

Finishes from 1900: First – 21, Second – 18, Third – 10, Fourth – 7, Fifth – 9, Sixth – 15, Seventh – 9, Eighth – 2, First Division – 52, Second Division – 39

** Tied +Tied for first at end of regular season but lost playoffs. ++Won playoff and World Championship

WC -World Champions: x First Half xx Second Half WD -Western Division

DODGER INDIVIDUAL SINGLE SEASON RECORDS (Since 1890)

Batting Records:		Most Grand Slams		3
Highest Batting Average	.393	Kal Daniels (1990)		
Babe Herman (1930)		Most Extra Base Hits		94
Highest Slugging Percentage	.678	Babe Herman (1930)		
Babe Herman (1930)		Most Total Bases		416
Highest On-Base Percentage	.455	Babe Herman (1930)		
Babe Herman (1930)		Most Runs Batted In		153
Most Games**	165	Tommy Davis (1962)		
Maury Wills (1962)		Most Runs Batted In (Brooklyn)		142
Most Games (Brooklyn)	158	Roy Campanella (1953)		
Carl Furillo, Gil Hodges (1951)		Most Walks*		148
Most At-Bats	695	Eddie Stanky (1945)		
Maury Wills (1962)		Most Strikeouts		149
Most At-Bats (Brooklyn)	667	Bill Grabarkewitz (1970)		
Carl Furillo (1951)		Most Strikeouts (Brooklyn)		115
Most Runs	148	Dolph Camilli (1941)		
Hub Collins (1890)		Fewest Strikeouts (150 Games)		15
Since 1900	143	Jim Johnston (1923)		
Babe Herman (1930)		Most Hit By Pitch		16
Most Hits	241	Lou Johnson (1965)		
Babe Herman (1930)		Most Hit By Pitch (Brooklyn)		14
Most Singles	187	Jackie Robinson (1952)		
"Wee" Willie Keeler (1899)		Most Sacrifices		
Since 1900	179	(including sacrifice flies)		39
"Wee" Willie Keeler (1900)		Jake Daubert (1915)		
Maury Wills (1962)		Most Sacrifice Hits		32
Most Doubles	52	Jim Casey (1907)		
John Frederick (1929)		Most Sacrifice Flies**		19
Most Triples	26	Gil Hodges (1954)		
George Treadway (1894)		Most Stolen Bases		104
Since 1900	22	Maury Wills (1962)		
Hy Myers (1920)		Most Stolen Bases (Brooklyn)		88
Most Home Runs		Monte Ward (1892)		
(Left-Handed Batter)	43	Since 1900		67
Duke Snider (1956)		Jimmy Sheckard (1903)		
Most Home Runs		Most Pinch-Hits		16
(Right-Handed Batter)	42	Sid Gautreaux (1936)		
Gil Hodges (1954)		Most Grounded Into Double Plays		27
Most Home Runs At Home	25	Carl Furillo (1956)		
Gil Hodges (1954)		Fewest Grounded Into Double Plays		0
Duke Snider (1956)		Pete Reiser (1942)		
Most Home Runs On The Road	24	Pitching Records:		
Gil Hodges (1951)		Most Victories – (Right-Hander)		30
Most Home Runs In One Month	15	Tom Lovett (1890)		
Duke Snider (August, 1953)		Since 1900		29
Pedro Guerrero (June, 1985)		Joe McGinnity (1900)		

Los Angeles Dodgers

194

Most Victories – (Left-Hander)	27	Since 1900	377.0
Sandy Koufax (1966)		Oscar Jones (1904)	
Highest Winning Percentage (Los Angeles)	.933 (14-1)	Most Saves	28
Phil Regan (1966)		Jay Howell (1989)	
Highest Winning Percentage (Brooklyn)	.889 (16-2)	Most Strikeouts*	382
Fred Fitzsimmons (1940)		Sandy Koufax (1965)	
Highest Winning Percentage (20-Game Winner)*	.880 (22-3)	Most Strikeouts (Brooklyn)	262
Preacher Roe (1951)		Dazzy Vance (1924)	
Lowest Earned Run Average	1.58	Most Base on Balls	151
Rube Marquard (1916)		Bill Donovan (1901)	
Most Games Lost	27	Most Hit Batsmen**	41
George Bell (1910)		Joe McGinnity (1900)	
Most Games**	106	Most Wild Pitches	17
Mike Marshall (1974)		Sandy Koufax (1958)	
Most Games (Brooklyn)	62	Most Wild Pitches (Brooklyn)	15
Clem Labine (1956)		Larry Cheney (1916)	
Most Games Started	44	Most Runs	188
Bill Terry (1890)		Harry McIntyre (1905)	
George Haddock (1892)		Most Earned Runs	138
Brickyard Kennedy (1893)		Burleigh Grimes (1925)	
Since 1900	42	Most Hits	364
Don Drysdale (1963 and 1965)		Joe McGinnity (1900)	
Most Complete Games	40	Most Home Runs	38
Brickyard Kennedy (1893)		Don Sutton (1970)	
Since 1900	38	Most Home Runs (Brooklyn)	35
Oscar Jones (1904)		Don Newcombe (1955)	
Most Games Finished**	83	Most Shutouts (Left-Hander)	11
Mike Marshall (1974)		Sandy Koufax (1963)	
Most Games Finished (Brooklyn)	47	Most Shutouts (Right-Hander)	9
Clem Labine (1956)		Don Sutton (1972)	
Most Innings Pitched	382.2	Most Shutouts (Brooklyn)	7
Brickyard Kennedy (1893)		Burleigh Grimes (1918)	
		Whit Wyatt (1941)	
		*National League Record	
		**Major League Record	

LOS ANGELES INDIVIDUAL SINGLE SEASON RECORDS (1958-1990)

Batting Records:		Most Home Runs, One Month	15
Highest Batting Average (Right-Handed)	.346	Pedro Guerrero (June, 1985)	
Tommy Davis (1962)		Most Home Runs At Home	20
Highest Batting Average (Left-Handed)	.328	Steve Garvey (1979)	
Wally Moon (1961)		Most Home Runs On The Road	20
Highest Slugging Average (Left-Handed)	.615	Pedro Guerrero (1985)	
Reggie Smith (1977)		Most Grand Slams	3
Highest Slugging Average (Right-Handed)	.577	Kal Daniels (1990)	
Pedro Guerrero (1985)		Most Homers, Rookie Season	23
Highest On-Base Percentage	.438	Frank Howard (1960)	
Wally Moon (1960)		Most Extra Base Hits	66
Most Games**	165	Steve Garvey (1978)	
Maury Wills (1962)		Pedro Guerrero (1983)	
Most At-Bats	695	Most Total Bases	356
Maury Wills (1962)		Tommy Davis (1962)	
Most Runs	130	Most Runs Batted In	153
Maury Wills (1962)		Tommy Davis (1962)	
Most Hits	230	Most Bases on Balls	110
Tommy Davis (1962)		Jimmy Wynn (1975)	
Most Singles	179	Most Strikeouts	149
Maury Wills (1962)		Bill Grabarkewitz (1970)	
Most Doubles	47	Fewest Strikeouts (150 Games)	28
Wes Parker (1970)		Jim Gilliam (1960)	
Most Triples	16	Most Hit By Pitch	16
Willie Davis (1970)		Lou Johnson (1965)	
Most Home Runs (Right-Handed)	33	Most Sacrifice Hits	21
Steve Garvey (1977), Pedro Guerrero (1985)		Charlie Neal (1959)	
Most Home Runs (Left-Handed)	27	Most Sacrifice Flies	13
Reggie Smith (1977)		Reggie Smith (1978)	
Kal Daniels (1990)		Most Stolen Bases	104
		Maury Wills (1962)	
		Most Caught Stealing	31
		Maury Wills (1965)	
		Most Pinch-Hits	15
		Manny Mota (1974 and 1979)	
		Ed Goodson (1976)	

Most Grounded Into Double Plays Steve Garvey (1979)	25	Most Earned Runs Don Sutton (1970)	118
Fewest Grounded Into Double Plays John Roseboro (1961)	1	Most Hits Claude Osteen (1967)	298
Pitching Records		Most Home Runs Don Sutton (1970)	38
Most Victories (Right-Hander) Don Drysdale (1962)	25	Most Shutouts (Left-Hander) Sandy Koufax (1963)	11
Most Victories (Left-Hander)* Sandy Koufax (1966)	27	Most Shutouts (Right-Hander) Don Sutton (1972)	9
Highest Winning Percentage Phil Regan (1966)	.933 (14-1)	Most Strikeouts - One Game Nine Innings Sandy Koufax (Aug. 31, 1959 vs. San Francisco and April 24, 1962 at Chicago)	18
Lowest Earned Run Average Sandy Koufax (1966)	1.73	Ramon Martinez (June 4, 1990 vs. Atlanta)	
Most Games** Mike Marshall (1974)	106	Fielding Records:	
Most Games Started Don Drysdale (1963 and 1965)	42	Most Putouts Steve Garvey (1977)	1606
Most Complete Games Sandy Koufax (1965 and 1966)	27	Most Assists Bill Russell (1973)	560
Most Games Finished (Right-Hander)* Mike Marshall (1974)	83	Most Total Chances Steve Garvey (1977)	1669
Most Games Finished (Left-Hander) Ron Perranoski (1964)	52	Most Double Plays Gil Hodges (1951)	171
Most Innings Pitched Sandy Koufax (1965)	335.2	Highest Fielding Average - By an Infielder Wes Parker (1968) 1009 chances Steve Garvey (1981) 1075 chances	.999
Most Saves Jay Howell (1989)	28	Highest Fielding Average - By an Outfielder Ken Landreaux (1981) 214 chances Derrel Thomas (1979) 280 chances	1.000
Most Strikeouts (Left-Hander)* Sandy Koufax (1965)	382	Fewest Errors Steve Garvey (1976) 1653 chances	3
Most Strikeouts (Right-Hander) Don Drysdale (1963)	251	*National League Record	
Most Bases On Balls Fernando Valenzuela (1987)	124	**Major League Record	
Most Hit Batsmen Don Drysdale (1961)	20		
Most Wild Pitches Sandy Koufax (1958)	17		
Most Runs Don Sutton (1970)	127		

ALL-TIME SINGLE SEASON CLUB BATTING RECORDS

Highest Batting Average - .313 (1894): Since 1900: .304 (1930)	Most Home Runs - 208 (1953)
Most Games - 165 (1962)	Most Grand Slams - 8 (1952)
Most At-Bats - 5642 (1982)	Most RBI - 887 (1953)
Most Runs - 1021 (1894) Since 1900: 955 (1953)	Most Total Bases - 2545 (1953)
Most Hits - 1654 (1930)	Highest Slugging Average - .474 (1953)
Most Singles - 1211 (1924)	Most Walks - 732 (1947)*
Most Doubles - 303 (1930)	Most Strikeouts - 980 (1968)
Most Triples - 130 (1894): Since 1900: 99 (1920)	Fewest Strikeouts - 318 (1922)
	Stolen Bases - 409 (1892): Since 1900: 273 (1903)
	*National League Record

ALL-TIME SINGLE SEASON CLUB BATTING RECORDS (Los Angeles)

Highest Batting Average - .270 (1970)	Highest Slugging Average - .418 (1977)
Most Games - 165 (1962)	Highest On-Base Percentage - .346 (1974)
Most At-Bats - 5642 (1982)	Most Walks - 611 (1975)
Most Runs - 842 (1962)	Most Strikeouts - 980 (1968)
Most Hits - 1515 (1970)	Fewest Strikeouts - 744 (1976): 550 (1981-strike shortened season)
Most Singles - 1128 (1970)	Stolen Bases - 198 (1962)
Most Doubles - 251 (1978)	Most Sacrifice Hits - 120 (1964)
Most Triples - 67 (1970)	Fewest Sacrifice Hits - 53 (1963)
Most Home Runs - 191 (1977)	Fewest Grounded Into Double Play - 79 (1965)
Most RBI - 781 (1962)	
Most Total Bases - 2419 (1976)	

ALL-TIME SINGLE SEASON CLUB BATTING RECORDS (Brooklyn)

Highest Batting Average – .313 (1894)	Most RBI – 887 (1953)
Most Games – 157 (1951)	Most Total Bases – 2545 (1953)
Most At-Bats – 5574 (1936)	Highest Slugging Average – .474 (1953)
Most Runs – 955 (1953)	Most Walks – 732 (1947)
Most Hits – 1654 (1930)	Most Intentional Walks – 91 (1956)
Most Singles – 1211 (1924)	Most Strikeouts – 848 (1957)
Most Doubles – 303 (1930)	Fewest Strikeouts – 318 (1922)
Most Triples – 130 (1894)	Most Stolen Bases – 409 (1892)
Most Home Runs – 208 (1953)	

ALL-TIME SINGLE SEASON CLUB PITCHING RECORDS

Most Saves – 49 (1988)	Fewest Walks – 258 (1919)
Most Complete Games – 135 (1904)	Most Walks – 671 (1946)
Most Innings Pitched – 1491 (1973)	Most Strikeouts – 1122 (1960)
Most Runs – 1007 (1894)	Fewest Strikeouts – 216 (1895)
Fewest Runs – 463 (1918)	Most Shutouts – 24 (1963 and 1988)
Most Hits – 1608 (1925)	Lowest Earned Run Average – 2.12 (1916)
Fewest Hits – 1024 (1918); 904 (1981-strike shortened season)	

ALL-TIME SINGLE SEASON CLUB PITCHING RECORDS (Los Angeles)

Most Saves – 49 (1988)	Most Walks – 614 (1959)
Most Complete Games – 58 (1965)	Most Strikeouts – 1122 (1960)
Most Innings Pitched – 1491 (1973)	Fewest Strikeouts – 747 (1976)
Most Runs – 761 (1958)	Most Shutouts – 24 (1963 and 1988)
Fewest Runs – 490 (1966)	Lowest Earned Run Average – 2.62 (1966)
Most Earned Runs – 680 (1958)	Most Wild Pitches – 70 (1958)
Fewest Earned Runs – 425 (1966)	Fewest Homers Allowed – 65 (1968)
Fewest Hits – 1196 (1972); 904 (1981-strike shortened season)	Most Intentional Walks – 101 (1967)
Most Hits – 1428 (1986)	Fewest Intentional Walks – 9 (1974)
Fewest Walks – 356 (1966); 302 (1981-strike shortened season)	

ALL-TIME SINGLE SEASON CLUB PITCHING RECORDS (Brooklyn)

Most Saves – 37 (1955)	Fewest Walks – 258 (1919)
Most Complete Games – 135 (1904)	Most Walks – 671 (1946)
Most Innings Pitched – 1433 (1940)	Most Strikeouts – 891 (1957)
Most Runs – 1007 (1894)	Fewest Strikeouts – 216 (1895)
Fewest Runs – 463 (1918)	Most Shutouts – 22 (1906 and 1916)
Fewest Hits – 1024 (1918)	Lowest Earned Run Average – 2.12 (1916)
Most Hits – 1608 (1925)	

ALL-TIME SINGLE SEASON CLUB FIELDING RECORDS

Highest Fielding Percentage – .982 (1952)	Fewest Errors – 106 (1952)
Lowest Fielding Percentage – .924 (1891)	Most Double Plays – 198 (1958)
Most Putouts – 4473 (1973)	Fewest Double Plays – 73 (1891 and 1906)
Fewest Putouts – 3992 (1938)	Most Passed Balls – 24 (1973)
Most Assists – 1946 (1982)	Fewest Passed Balls – 4 (1951, 1953, and 1954)
Fewest Assists – 1573 (1961)	Most Consecutive Errorless Games – 11 (May 5-16, 1979)
Most Total Chances – 6550 (1982)	
Fewest Total Chances – 5845 (1938)	
Most Errors – 432 (1891)	

ALL-TIME SINGLE SEASON CLUB FIELDING RECORDS

(Just in Los Angeles)

Highest Fielding Percentage – .981 (1959, 1973, 1977, 1979, 1980 and 1989)	Most Errors – 193 (1962)
Lowest Fielding Percentage – .970 (1962)	Fewest Errors – 114 (1959)
Most Putouts – 4473 (1973)	Most Double Plays – 198 (1958)
Fewest Putouts – 4105 (1958)	Fewest Double Plays – 106 (1975)
Most Assists – 1946 (1982)	Most Passed Balls – 24 (1973)
Fewest Assists – 1573 (1961)	Fewest Passed Balls – 6 (1958)
Most Total Chances – 6550 (1982)	Most Consecutive Errorless Games – 11 (May 5-16, 1979)
Fewest Total Chances – 5882 (1961)	

CLUB GENERAL RECORDS

Most Games Played: 165 (1962)	Fewest Games Won on the Road:
Most Games Won:	19 (1905) – Brooklyn
105 (1953) – Brooklyn	27 (1986) – Los Angeles
102 (1962 and 1974) – Los Angeles	Most Games Lost on the Road:
Most Games Lost:	57 (1905) – Brooklyn
104 (1905) – Brooklyn	54 (1986) – Los Angeles
89 (1967, 1986 and 1987) – Los Angeles	Fewest Games Lost on the Road:
Best Winning Percentage:	24 (1952) – Brooklyn
.682 (105-49, 1953) – Brooklyn	31 (1974 and 1988) – Los Angeles
.630 (102-60, 1974) – Los Angeles	Best Winning Percentage on the Road:
Worst Winning Percentage:	.680 (51-24, 1952) – Brooklyn
.316 (48-104, 1905) – Brooklyn	.617 (50-31, 1974) – Los Angeles
.451 (73-89, 1967, 1986 and 1987) – Los Angeles	Worst Winning Percentage on the Road:
Most Games Won in a Month:	.250 (19-57, 1905) – Brooklyn
25 – July 1947 – Brooklyn	.383 (27-54, 1986) – Los Angeles
21 – May 1962, July 1963 and June 1973 – Los Angeles	Most Night Games Won in a Season:
Most Games Lost in a Month:	72 (1977)
20 – July 1968 and June 1979 – Los Angeles	Most Extra Inning Games in a Season:
Most Games Won at Home:	In Brooklyn – 25 (1910) Record: 10-14-1
60 (1953) – Brooklyn	In Los Angeles – 27 (1967) Record: 10-17
55 (1980) – Los Angeles	Most Extra Inning Games Won in a Season:
Fewest Games Won at Home:	15 (1973)
27 (1908) – Brooklyn	Most Extra Inning Games Lost in a Season:
39 (1958 and 1970) – Los Angeles	17 (1967)
Fewest Games Lost at Home:	Most Games Won from a Club at Home:
17 (1953) – Brooklyn	16 vs. Pittsburgh (1890)
27 (1978 and 1980) – Los Angeles	Most Games Won from a Club on the Road:
Most Games Lost at Home:	11 vs. Philadelphia (1945)
50 (1908) – Brooklyn	Most Years Played:
42 (1970) – Los Angeles	Zack Wheat (1909-1926) and Bill Russell (1969-1986) – 18
Best Winning Percentage at Home:	Most Postponed Games:
.779 (60-17, 1953) – Brooklyn	In Brooklyn – 20 (1952)
.679 (55-27, 1980) – Los Angeles	In Los Angeles – 8 (1976)
Worst Winning Percentage at Home:	Most Players Used in a Season:
.351 (27-50, 1908) – Brooklyn	In Brooklyn – 53 (1944)
.481 (39-42, 1970) – Los Angeles	In Los Angeles – 48 (1987)
Most Games Won on the Road:	
51 (1952) – Brooklyn	
50 (1974) – Los Angeles	

CONSECUTIVE RECORDS

Individual Pitching:	Strikeouts, First Major League Game:	6
Shutout Innings:	Karl Spooner (Sept. 22, 1954 vs. San Francisco)	
59	Pete Richert (April 12, 1962 vs. Cincinnati)	
Orel Hershiser (Aug. 30-Sept. 28, 1988)	Strikeouts at the Start of a Game:	6
Shutouts:	Andy Messersmith (May 28, 1973 vs. Philadelphia)	
6	Most Strikeouts, Two	
Don Drysdale (May 14-June 4, 1968)	Consecutive Games:	31
Games Pitched, Reliever:	Sandy Koufax (Aug. 24 and 31, 1959)	
13	Most Strikeouts, Three	
Mike Marshall (June 18-July 3, 1974)	Consecutive Games:	41
Games Won in a Season –	Sandy Koufax (Aug. 24, 31 and Sept. 6, 1959)	
In Los Angeles:		
13	Individual Batting:	
Phil Regan (May 17-Sept. 23, 1966)	Hitting Streak – In Los Angeles:	31
Games Won in a Season –	Willie Davis (Aug. 1-Sept. 3, 1969)	
In Brooklyn:	Hitting Streak – In Brooklyn:	29
15	Zack Wheat (1916)	
Dazy Vance (July 11-Sept. 18, 1924)	Reached First Base Safely in a Game:	7
Games Lost in a Season –	Cookie Lavagetto (Sept. 23, 1939 at Philadelphia)	
In Los Angeles:	Reached First Base Safely:	14
11	Pedro Guerrero (July 23-26, 1985)	
Rick Honeycutt (May 18-Aug. 26, 1987)		
Games Lost in a Season – In Brooklyn:		
14		
James Pastorius (1908)		
Strikeouts in a Game:		
8		
Johnny Podres (July 2, 1962 vs. Philadelphia)		
Strikeouts in a Game by a Relief Pitcher:		
6		
Pete Richert (April 12, 1962 vs. Cincinnati)		
Ron Perranoski (Sept. 12, 1966 vs. St. Louis)		

CONSECUTIVE RECORDS (continued)

Hits – In Brooklyn:	10	Games Won – In Brooklyn:	15
Edward Konetchy (June 28, 29 and July 1, 1919)		(Aug. 29-Sept. 6, 1924)	
Hits – In Los Angeles:	9	Games Lost – In Los Angeles:	10
Ron Cey (July 2-4, 1977)		(August 14-24, 1961)	
Hits, Four Consecutive Games:	16	Games Lost – In Brooklyn:	16
Milton Stock (June 30, July 1, 2 and 3, 1925)		(1944)	
Long Hits:	5	Games Won From a Club on the Road:	18
Steve Garvey (Aug. 28, 1977 vs. St. Louis)		vs. Pittsburgh (1945-1946)	
Consecutive Years Played All Games:	7	Doubleheaders Won in a Season:	4
Steve Garvey (1976-1982)		(Sept. 1-4, 1924)	
Stolen Bases:	38	Consecutive Games Making at Least One Double Play:	23
Davey Lopes (June 10-Aug. 24, 1975)		(1952)	
Club General:		Consecutive Games Hitting a Homer:*	24
Games Won – In Los Angeles:	13	(June 18-July 10, 1953)	
(May 21-June 1, 1962) and (September 16-30, 1965)		Hits in an Inning:	10
		(June 23, 1930 vs. Pittsburgh)	
		* National League Record	

GAME RECORDS

Club General:		Opponent No-Hitters: Done many times	
Longest Game by Innings:	*26	Last Time – Tom Browning (Cincinnati), Sept. 16, 1988-Perfect Game	
May 1, 1920 at Boston Braves (Dodgers and Braves tied 1-1)		Most Pitchers Used:	9
Longest Game by Innings – In Los Angeles:	22	(June 3, 1989 vs. Houston – 22 innings)	
June 3, 1989 at Houston (Astros won 5-4)		Club Batting:	
August 23, 1989 at Montreal (Dodgers won 1-0)		Most At-Bats:	85
Longest Game by Innings at Home:	19	May 1, 1920 at Boston (extra innings)	
May 24, 1973 vs. New York (Mets won 7-3)		Most At-Bats – In Los Angeles:	80
Longest Nine-Inning Game at Home, Time:	4:18	August 23, 1989 at Montreal (extra innings)	
Oct. 2, 1962 vs. San Francisco		Most Hits – In Brooklyn:	28
Longest Extra Inning Game on the Road, Time:	**7:14	June 23, 1930 at Pittsburgh and Aug. 22, 1917 vs. Pittsburgh (extra innings)	
June 3, 1989 at Houston		Most Hits – In Los Angeles:	24
Longest Extra Inning Game at Home, Time:	5:42	Aug. 20, 1974 vs. Chicago	
May 24, 1973 vs. New York		Most Runs:	25
Shortest Game on the Road, Time:	0:55	May 20, 1896 vs. Pittsburgh	
Sept. 21, 1919 at Cincinnati		Sept. 24, 1901 vs. Cincinnati	
Shortest Game at Home, Time:	1:30	Most Runs – In Los Angeles:	19
May 20, 1972 vs. Houston		June 28, 1969 at San Diego	
Most Players Used:	27	May 26, 1970 at San Francisco	
Sept. 28, 1986 vs. San Francisco – 16 innings		Most Runs in an Inning:	15
Nine-Inning Game:	25	(May 21, 1952 vs. Cincinnati-1st Inning)	
(April 16, 1959 vs. St. Louis)		Most Triples in an Inning:	4
* Longest game in Major League history		Aug. 23, 1902 vs. Pittsburgh	
** Longest night game in National League history		Most Home Runs:	7
Club Pitching:		May 5, 1976 at Chicago	
Most Walks Allowed:	17	May 25, 1979 vs. Cincinnati	
April 30, 1944 at New York Giants		Most Home Runs – In Brooklyn:	6
Most Runs Allowed – In Los Angeles:	20	June 28, 1924 vs. Philadelphia	
May 20, 1967 vs. Chicago		Most Grand Slams:	2
Most Runs Allowed – In Brooklyn:	23	Sept. 23, 1901 at Cincinnati	
June 8, 1940 at Cincinnati		Aug. 23, 1985 at Montreal	
Most Runs Allowed – Inning:	10	Most Total Bases:	48
Sept. 3, 1975 at Cincinnati		Aug. 20, 1974 vs. Chicago	
Most Hits Allowed – In Los Angeles:	26	Most Total Bases – In Brooklyn:	46
May 13, 1958 vs. San Francisco		Sept. 23, 1939 at Philadelphia	
Most Hits Allowed – In Brooklyn:	27	Most Stolen Bases:	8
June 8, 1940 at Cincinnati		Aug. 24, 1974 vs. St. Louis	
No-Hitters:	19	Most Stolen Bases – In Brooklyn:	7
Last Time – Fernando Valenzuela (June 29, 1990 vs. St. Louis)		May 10, 1916 vs. Cincinnati	
		Most Batters Reaching First Base Safely in an Inning:	19
		May 21, 1952 vs. Cincinnati	
		Most Walks:	17
		Aug. 27, 1903 vs. Philadelphia and April 30, 1944 vs. New York Giants	
		Most Hit Batters:	4
		July 17, 1900 vs. New York Giants	

Most Pinch-Hits:	6	Chuck Ward (May 1, 1920 at Boston, 26 innings); John Shelby (June 3, 1989 at Houston, 22 innings)
Most Pinch-Hitters:	9	Most Runs Scored: 5
September 22, 1959 vs. St. Louis		By many players: Last Time-Steve Garvey (Aug. 28, 1977 vs. St. Louis)
Most Sacrifice Hits in an Inning:	3	Most Hits: 6
May 23, 1972 vs. San Francisco		George Cutshaw (Aug. 9, 1915 at Chicago); Jack Fournier (June 29, 1923 at Philadelphia); John DeBerry (June 23, 1929-14 innings vs. New York Giants); Walter Gilbert (May 30, 1931 at New York Giants); Cookie Lavagetto (Sept. 23, 1939 at Philadelphia); Willie Davis (May 24, 1973-19 innings vs. New York)
Most Runners Left on Base:	25	Most Hits, 1st Game in the Majors: 4
July 27, 1990 vs. Atlanta		Casey Stengel (Sept. 17, 1912 at Pittsburgh)
Most Runners Left on Base – In Brooklyn:	18	Most Singles: 6
May 17, 1939 vs. Chicago		Willie Davis (May 24, 1973 vs. New York)
May 18, 1953 vs. Cincinnati		Most Doubles: 3
Most Plate Appearances without having a Walk:	81	By many players: Last Time-Willie Randolph (May 2, 1990 vs. Pittsburgh)
August 23, 1989 at Montreal (major league record)		Most Triples: 3
Largest Winning Margin:	19	Jimmy Sheekard (April 18, 1901 vs. Philadelphia)
Aug. 1, 1890 vs. Pittsburgh (Dodgers won 20-1)		Most Triples in an Inning: 2
May 20, 1896 vs. Pittsburgh (Dodgers won 25-6)		Bill Dahlen (Aug. 30, 1900-8th inning)
June 28, 1969 vs. San Diego (Dodgers won 19-0)		Most Homers: 4
Largest Losing Margin:	21	Gil Hodges (Aug. 31, 1950 vs. Boston Braves)
June 8, 1940 vs. Cincinnati (Dodgers lost 23-2)		Most Homers – In Los Angeles: 3
Largest Losing Margin – In Los Angeles:	18	Don Demeter (April 21, 1959-11 innings vs. San Francisco); Jimmy Wynn (May 11, 1974 at San Diego); Davey Lopes (Aug. 20, 1974 at Chicago)
Aug. 8, 1965 at Cincinnati (Dodgers lost 18-0)		Consecutive Homers: 3
Biggest Shutout Victory:	19-0	Gene Hermanski (Aug. 4, 1948 vs. Chicago); Duke Snider (May 30, 1950 at Cincinnati); Roy Campanella (Aug. 26, 1950 at Cincinnati); Tom Brown (Sept. 18, 1950 vs. Chicago)
(June 28, 1969 at San Diego)		Two Homers, One Right-Handed/Left-Handed:
Club Fielding:		James Russell (July 26, 1950 vs. St. Louis); Maury Wills (May 30, 1962 at New York); Jim Lefebvre (May 7, 1966 at Cincinnati); Wes Parker (June 5, 1966 at New York)
Most Putouts (Extra Innings):	78	Most Long Hits: 5
May 1, 1920 at Boston		Steve Garvey (Aug. 28, 1977 vs. St. Louis)
Most Assists (Extra Innings):	37	Most Total Bases: 17
August 17, 1902 vs. St. Louis		Gil Hodges (Aug. 31, 1950 vs. Boston)
Individual Pitching:		Most Total Bases – In Los Angeles: 15
Most Strikeouts – Inning:	4	Davey Lopes (Aug. 20, 1974 vs. Chicago)
Pete Richert (April 12, 1962 vs. Cincinnati) and Don Drysdale (April 17, 1965 vs. Philadelphia)		Most RBI: 9
Strikeouts – Game – In Los Angeles:	18	Gil Hodges (Aug. 31, 1950 vs. Boston Braves)
Sandy Koufax (Aug. 31, 1959 vs. San Francisco and April 24, 1962 at Chicago); Ramon Martinez (June 4, 1990 vs. Atlanta)		Most RBI – In Los Angeles: 8
Strikeouts – Game – In Brooklyn:	16	Ron Cey (July 31, 1974 at San Diego)
Nap Rucker (1909)		Most RBI in an Inning: 5
Strikeouts, First Major League Game:	15	Dusty Baker (Sept. 13, 1977 vs. San Diego)
Karl Spooner vs. New York Giants (Sept. 22, 1954)		Most Stolen Bases: 5
Three Strikeouts on Nine Pitches – Inning:		Davey Lopes (Aug. 24, 1974 vs. St. Louis)
D.C. Patty Ragan (Oct. 5, 1914 vs. Boston Braves); Dazzy Vance (Sept. 14, 1924 vs. Cincinnati); Sandy Koufax (June 30, 1962 vs. New York and April 18, 1964 at Cincinnati)		Most Sacrifice Hits: 4
Most Wild Pitches:	5	Jake Daubert (Aug. 15, 1914 vs. Philadelphia)
Larry Cheney (July 9, 1918 at St. Louis)		Most Walks: 5
Most Walks Allowed:	11	Greg Brock (May 17, 1983 at Montreal)
Harry McIntyre (Aug. 9, 1906 vs. Chicago); Sandy Burk (Sept. 23, 1910 vs. St. Louis); Van Lingle Mungo (June 9, 1932 vs. Philadelphia); Hal Gregg (June 15, 1944 vs. New York-15 innings)		Most Strikeouts: 5
Individual Batting:		Bill Russell (June 9, 1971 vs. Philadelphia)
Most At-Bats:	10	Reached First Base Safely in an Inning: 3
Leon Cadore (May 1, 1920 at Boston, 26 innings); Jimmy Johnston (May 1, 1920 at Boston, 26 innings); Bernie Neis (May 1, 1920 at Boston, 26 innings); Ivy Olson (May 1, 1920 at Boston, 26 innings);		

Pee Wee Reese (May 21, 1952 vs. Cincinnati)	(May 1, 1920-extra innings)	
Individual Fielding:	Jake Daubert vs. Boston (May 6, 1910)	22
Most Assists – By an Infielder: 12	Most Chances – By a Catcher: **	24
Jim Gilliam vs. St. Louis (July 21, 1956), Monte Ward (June 10, 1892)	Steve Yeager vs. Cincinnati (Aug. 8, 1972-extra innings)	
Most Assists – By a Catcher: 7	Most Chances – By a Pitcher: 12	
Bill Berger vs. St. Louis (Aug. 23, 1909)	Elmer Stricklett vs. Philadelphia (Sept. 11, 1906)	
Most Assists – By a Pitcher (Extra Innings): 13	Most Chances – By a Pitcher (Extra Innings): 14	
Leon Cadore vs. Boston (May 1, 1920)	Leon Cadore vs. Boston (May 1, 1920)	
Most Assists in an Inning: 3	Most Chances in an Inning: 4	
Bruce Edwards vs. New York Giants (Aug. 15, 1946-4th inning)	Fernando Valenzuela at San Francisco (April 20, 1983-3rd Inning)	
Most Chances – By an Infielder: 16	Most Putouts (Extra Innings)	
Phil Lewis vs. Cincinnati (July 20, 1905)	In Brooklyn: 30	
Most Chances – By a Third Baseman: 13	Ed Konetchy at Boston (May 1, 1920)	
Tony Cuccinello vs. Cincinnati (July 12, 1934)	Most Putouts – In Los Angeles: 22	
Most Chances – By a First Baseman: 31	Steve Yeager vs. Cincinnati (Aug. 8, 1972)	
Ed Konetchy vs. Boston	** Major League Record	

DODGERS ALL-TIME TOP TEN – BATTING

Games:	RBI:	Home Runs:
Wheat, Zack 2,322	Snider, Duke 1,271	Snider, Duke 389
Russell, Bill 2,181	Hodges, Gil 1,254	Hodges, Gil 361
Reese, Pee Wee 2,166	Wheat, Zack 1,223	Campanella, Roy 242
Hodges, Gil 2,006	Furillo, Carl 1,058	Cey, Ron 228
Gilliam, Jim 1,956	Garvey, Steve 992	Garvey, Steve 211
Davis, Willie 1,952	Reese, Pee Wee 885	Furillo, Carl 192
Snider, Duke 1,923	Campanella, Roy 856	Guerrero, Pedro 171
Furillo, Carl 1,806	Davis, Willie 849	Davis, Willie 154
Garvey, Steve 1,727	Cey, Ron 842	Baker, Dusty 144
Wills, Maury 1,593	Robinson, Jackie 734	Camilli, Dolph 139
At-Bats:	Stolen Bases:	Total Bases:
Wheat, Zack 8,859	Wills, Maury 490	Wheat, Zack 4,003
Reese, Pee Wee 8,058	Lopes, Davey 418	Snider, Duke 3,669
Davis, Willie 7,495	Davis, Willie 335	Hodges, Gil 3,357
Russell, Bill 7,318	Sax, Steve 290	Davis, Willie 3,094
Gilliam, Jim 7,119	Griffin, Mike 264	Reese, Pee Wee 3,038
Hodges, Gil 6,881	Reese, Pee Wee 232	Garvey, Steve 3,004
Snider, Duke 6,640	Sheppard, Jimmy 212	Furillo, Carl 2,922
Garvey, Steve 6,543	Gilliam, Jim 203	Gilliam, Jim 2,530
Furillo, Carl 6,378	Wheat, Zack 203	Russell, Bill 2,471
Wills, Maury 6,156	Robinson, Jackie 197	Cey, Ron 2,321
Runs:	Doubles:	Extra Base Hits:
Reese, Pee Wee 1,338	Wheat, Zack 464	Snider, Duke 814
Wheat, Zack 1,255	Snider, Duke 343	Wheat, Zack 766
Snider, Duke 1,199	Garvey, Steve 333	Hodges, Gil 703
Gilliam, Jim 1,163	Reese, Pee Wee 330	Davis, Willie 585
Hodges, Gil 1,088	Furillo, Carl 324	Garvey, Steve 579
Davis, Willie 1,004	Davis, Willie 321	Furillo, Carl 572
Robinson, Jackie 947	Gilliam, Jim 304	Reese, Pee Wee 536
Furillo, Carl 895	Hodges, Gil 294	Cey, Ron 469
Griffin, Mike 882	Russell, Bill 293	Robinson, Jackie 464
Wills, Maury 876	Walker, Dixie 274	Gilliam, Jim 440
Hits:	Triples:	Batting Avg. (1,800+ AB):
Wheat, Zack 2,804	Wheat, Zack 171	Keeler, "Wee" Willie .360
Reese, Pee Wee 2,170	Davis, Willie 110	Herman, Babe .339
Davis, Willie 2,091	Myers, Hy 97	Fournier, Jack .337
Snider, Duke 1,995	Daubert, Jake 87	Wheat, Zack .317
Garvey, Steve 1,968	Snider, Duke 82	Phelps, Babe .315
Russell, Bill 1,926	Hummel, John 82	Mota, Manny .315
Furillo, Carl 1,910	Reese, Pee Wee 80	Jones, Fielder .313
Gilliam, Jim 1,889	Sheppard, Jimmy 76	Robinson, Jackie .311
Hodges, Gil 1,884	Daly, Tom 76	Walker, Dixie .311
Wills, Maury 1,732	Johnston, Jimmy 73	Guerrero, Pedro .309

DODGERS ALL-TIME TOP TEN – BATTING (continued)**Walks:**

Reese, Pee Wee	1,210
Gilliam, Jim	1,036
Hodges, Gil	925
Snider, Duke	893
Cey, Ron	765
Robinson, Jackie	740
Wheat, Zack	632
Lopes, Davey	603
Camilli, Dolph	584
Parker, Wes	532

DODGERS ALL-TIME TOP TEN – PITCHING**Wins:**

Sutton, Don	233
Drysdale, Don	209
Vance, Dazzy	190
Kennedy, Brickyard	174
Koufax, Sandy	165
Grimes, Burleigh	158
Osteen, Claude	147
Valenzuela, F.	141
Podres, Johnny	136
Rucker, Nap	134

Losses:

Sutton, Don	181
Drysdale, Don	166
Kennedy, Brickyard	150
Rucker, Nap	134
Vance, Dazzy	131
Osteen, Claude	126
Grimes, Burleigh	121
Valenzuela, F.	116
Podres, Johnny	104
Mungo, Van Lingle	99

Games:

Sutton, Don	550
Drysdale, Don	518
Brewer, Jim	474
Perranoski, Ron	457
Labine, Clem	425
Hough, Charlie	401
Koufax, Sandy	397
Kennedy, Brickyard	381
Vance, Dazzy	378
Podres, Johnny	366

Games Started:

Sutton, Don	533
Drysdale, Don	465
Osteen, Claude	335
Kennedy, Brickyard	332
Vance, Dazzy	326
Valenzuela, F.	320
Koufax, Sandy	314
Podres, Johnny	310
Grimes, Burleigh	285
Rucker, Nap	273

Strikeouts:

Sutton, Don	2,696
Drysdale, Don	2,486
Koufax, Sandy	2,396
Vance, Dazzy	1,918
Valenzuela, F.	1,759
Podres, Johnny	1,331
Welch, Bob	1,292
Rucker, Nap	1,217
Osteen, Claude	1,162
Hooton, Burt	1,042

Saves:

Brewer, Jim	125
Perranoski, Ron	101
Labine, Clem	83
Howell, Jay	65
Niefenfueller, Tom	64
Hough, Charlie	60
Howe, Steve	59
Casey, Hugh	50
Roebuck, Ed	43
Marshall, Mike	42

Complete Games:

Kennedy, Brickyard	279
Vance, Dazzy	212
Grimes, Burleigh	205
Rucker, Nap	186
Drysdale, Don	167
Pfeffer, Jeff	157
Sutton, Don	156
Koufax, Sandy	137
Stein, Ed	136
McIntyre, Harry	119

Innings Pitched:

Sutton, Don	3,814
Drysdale, Don	3,432
Kennedy, Brickyard	2,857
Vance, Dazzy	2,758
Grimes, Burleigh	2,426
Osteen, Claude	2,397
Rucker, Nap	2,375
Valenzuela, F.	2,348.2
Koufax, Sandy	2,324
Podres, Johnny	2,030

Hits:

Sutton, Don	3,291
Kennedy, Brickyard	3,102
Drysdale, Don	3,084
Vance, Dazzy	2,579
Grimes, Burleigh	2,547
Osteen, Claude	2,350
Valenzuela, F.	2,099
Rucker, Nap	2,089
Podres, Johnny	2,009
Koufax, Sandy	1,754

Walks:

Kennedy, Brickyard	1,128
Sutton, Don	996
Valenzuela, F.	915
Drysdale, Don	855
Koufax, Sandy	817
Vance, Dazzy	764
Grimes, Burleigh	744
Rucker, Nap	701
Mungo, Van Lingle	697
Podres, Johnny	670

Shutouts:

Sutton, Don	52
Drysdale, Don	49
Koufax, Sandy	40
Rucker, Nap	38
Osteen, Claude	34
Vance, Dazzy	30
Valenzuela, F.	29
Pfeffer, Jeff	25
Podres, Johnny	23
Weich, Bob	23
Hershiser, Orel	23

ERA (1,100+ Innings):

Pfeffer, Jeff	2.31
Rucker, Nap	2.43
Hershiser, Orel	2.71
Koufax, Sandy	2.76
Smith, Sherry	2.91
Drysdale, Don	2.95
Scanlan, Doc	2.96
John, Tommy	2.98
Singer, Bill	3.03
Osteen, Claude	3.09

LOS ANGELES ALL-TIME TOP TEN – BATTING

Games:

Russell, Bill	2,181
Davis, Willie	1,952
Garvey, Steve	1,727
Wills, Maury	1,593
Cey, Ron	1,481
Fairly, Ron	1,306
Parker, Wes	1,288
Roseboro, John	1,254
Yeager, Steve	1,219
Gilliam, Jim	1,210

At-Bats:

Davis, Willie	7,495
Russell, Bill	7,318
Garvey, Steve	6,543
Wills, Maury	6,156
Cey, Ron	5,216
Lopes, Davey	4,590
Sax, Steve	4,312
Gilliam, Jim	4,158
Parker, Wes	4,157
Baker, Dusty	4,073

Runs:

Davis, Willie	1,004
Wills, Maury	876
Garvey, Steve	852
Russell, Bill	796
Lopes, Davey	759
Cey, Ron	715
Gilliam, Jim	630
Sax, Steve	574
Guerrero, Pedro	561
Baker, Dusty	549

Hits:

Davis, Willie	2,091
Garvey, Steve	1,968
Russell, Bill	1,926
Wills, Maury	1,732
Cey, Ron	1,378
Sax, Steve	1,218
Lopes, Davey	1,204
Baker, Dusty	1,144
Guerrero, Pedro	1,113
Parker, Wes	1,110

RBI:

Garvey, Steve	992
Davis, Willie	849
Cey, Ron	842
Russell, Bill	627
Baker, Dusty	586
Guerrero, Pedro	585
Fairly, Ron	541
Marshall, Mike	484
Parker, Wes	470
Roseboro, John	465
Davis, Tommy	465

Stolen Bases:

Wills, Maury	490
Lopes, Davey	418
Davis, Willie	335
Sax, Steve	290
Russell, Bill	167
Landreaux, Ken	119
Gilliam, Jim	112
Duncan, Mariano	97
Buckner, Bill	93
Guerrero, Pedro	86

Doubles:

Garvey, Steve	333
Davis, Willie	321
Russell, Bill	293
Cey, Ron	223
Parker, Wes	194
Baker, Dusty	179
Gilliam, Jim	176
Scioscia, Mike	176
Sax, Steve	172
Guerrero, Pedro	169

Triples:

Davis, Willie	110
Russell, Bill	57
Wills, Maury	56
Roseboro, John	44
Lopes, Davey	39
Garvey, Steve	35
Parker, Wes	32
Crawford, Willie	29
Sax, Steve	28
Gilliam, Jim	26

Home Runs:

Cey, Ron	228
Garvey, Steve	211
Guerrero, Pedro	171
Davis, Willie	154
Baker, Dusty	144
Marshall, Mike	137
Howard, Frank	123
Yeager, Steve	100
Lopes, Davey	99
Smith, Reggie	97

Total Bases:

Davis, Willie	3,094
Garvey, Steve	3,004
Russell, Bill	2,471
Cey, Ron	2,321
Wills, Maury	2,045
Guerrero, Pedro	1,843
Baker, Dusty	1,779
Lopes, Davey	1,744
Parker, Wes	1,560
Sax, Steve	1,537

Extra Base Hits:

Davis, Willie	585
Garvey, Steve	579
Cey, Ron	469
Russell, Bill	396
Guerrero, Pedro	364
Baker, Dusty	335
Lopes, Davey	303
Marshall, Mike	298
Roseboro, John	294
Parker, Wes	290

Batting Avg. (1,800+ AB):

Mota, Manny	.315
Guerrero, Pedro	.309
Davis, Tommy	.304
Garvey, Steve	.301
Buckner, Bill	.289
Moon, Wally	.286
Sax, Steve	.282
Baker, Dusty	.281
Wills, Maury	.281
Davis, Willie	.279

Walks:

Cey, Ron	765
Gilliam, Jim	631
Lopes, Davey	603
Parker, Wes	532
Fairly, Ron	522
Scioscia, Mike	488
Russell, Bill	483
Wills, Maury	456
Roseboro, John	444
Guerrero, Pedro	417

LOS ANGELES ALL-TIME TOP TEN — PITCHING

Wins:		Strikeouts:		Hits:	
Sutton, Don	233	Sutton, Don	2,696	Sutton, Don	3,291
Drysdale, Don	187	Drysdale, Don	2,283	Drysdale, Don	2,792
Koufax, Sandy	156	Koufax, Sandy	2,214	Osteen, Claude	2,350
Osteen, Claude	147	Valenzuela, F.	1,759	Valenzuela, F.	2,099
Valenzuela, F.	141	Welch, Bob	1,292	Hooton, Burt	1,659
Welch, Bob	115	Osteen, Claude	1,162	Welch, Bob	1,631
Hooton, Burt	112	Hooton, Burt	1,042	Koufax, Sandy	1,572
Hershiser, Orel	99	Hershiser, Orel	1,027	Podres, Johnny	1,408
Podres, Johnny	95	Singer, Bill	989	Reuss, Jerry	1,384
John, Tommy	87	Podres, Johnny	947	Hershiser, Orel	1,266
Losses:		Saves:		Walks:	
Sutton, Don	181	Brewer, Jim	125	Sutton, Don	996
Drysdale, Don	152	Perranoski, Ron	101	Valenzuela, F.	915
Osteen, Claude	126	Howell, Jay	65	Drysdale, Don	763
Valenzuela, F.	116	Niedenfuier, Tom	64	Koufax, Sandy	709
Welch, Bob	86	Hough, Charlie	60	Osteen, Claude	568
Hooton, Burt	84	Howe, Steve	59	Welch, Bob	565
Koufax, Sandy	77	Marshall, Mike	42	Hooton, Burt	540
Singer, Bill	76	Sherry, Larry	39	Podres, Johnny	452
Podres, Johnny	74	Pena, Alejandro	32	Hershiser, Orel	438
Reuss, Jerry	69	Howell, Ken	31	Williams, Stan	429
Games:		Complete Games:		Shutouts:	
Sutton, Don	550	Drysdale, Don	156	Sutton, Don	52
Brewer, Jim	474	Sutton, Don	156	Drysdale, Don	45
Drysdale, Don	459	Koufax, Sandy	133	Koufax, Sandy	38
Perranoski, Ron	457	Valenzuela, F.	107	Osteen, Claude	34
Hough, Charlie	401	Osteen, Claude	100	Valenzuela, F.	29
Osteen, Claude	339	Hooton, Burt	61	Hershiser, Orel	23
Koufax, Sandy	335	Hershiser, Orel	58	Welch, Bob	23
Valenzuela, F.	331	Singer, Bill	52	Hooton, Burt	22
Hooton, Burt	322	Podres, Johnny	50	Singer, Bill	18
Niedenfuier, Tom	310	Welch, Bob	47	Reuss, Jerry	16
Games Started:		Innings Pitched:		ERA (900+ Innings):	
Sutton, Don	533	Sutton, Don	3,814	Koufax, Sandy	2.64
Drysdale, Don	424	Drysdale, Don	3,112	Messersmith, Andy	2.67
Osteen, Claude	335	Osteen, Claude	2,397	Hershiser, Orel	2.71
Valenzuela, F.	320	Valenzuela, F.	2,348.2	John, Tommy	2.97
Koufax, Sandy	286	Koufax, Sandy	2,120	Drysdale, Don	2.98
Welch, Bob	267	Hooton, Burt	1,861	Singer, Bill	3.03
Hooton, Burt	265	Welch, Bob	1,821	Osteen, Claude	3.09
Podres, Johnny	220	Hershiser, Orel	1,482.1	Reuss, Jerry	3.11
Reuss, Jerry	201	Podres, Johnny	1,408	Hooton, Burt	3.14
Hershiser, Orel	195	Reuss, Jerry	1,408	Welch, Bob	3.14

WORKING OVERTIME

The Brooklyn Dodgers played three consecutive extra inning games totaling 58 innings between May 1-3, 1920. On May 1, they played a major league record 26 innings against the Boston Braves. On May 2, the Dodgers went 13 innings vs. the Philadelphia Phillies and then on May 3, they played 19 innings against Boston.



DODGERS ALL-TIME SINGLE SEASON TOP TEN – BATTING

At-Bats:

1. Wills, Maury	695 (1962)
2. Furillo, Carl	667 (1951)
3. Davis, Tommy	665 (1962)
4. Garvey, Steve	659 (1975)
5. Garvey, Steve	658 (1980)
6. Olson, Ivy	652 (1921)
7. Wills, Maury	650 (1965)
8. Garvey, Steve	648 (1979)
9. Garvey, Steve	646 (1977)
10. Davis, Willie	643 (1968)

Runs:

1. Collins, Hub	148 (1890)
2. Herman, Babe	143 (1930)
3. Griffin, Mike	140 (1895)
Keeler, "Wee" Willie	140 (1899)
5. Griffin, Mike	136 (1897)
6. Daly, Tom	135 (1894)
7. Jones, Fielder	134 (1897)
8. Reese, Pee Wee	132 (1949)
Snider, Duke	132 (1953)
10. Wills, Maury	130 (1962)

Hits:

1. Herman, Babe	241 (1930)
2. Davis, Tommy	230 (1962)
3. Wheat, Zack	221 (1925)
4. O'Doul, Lefty	219 (1932)
5. Herman, Babe	217 (1929)
6. Keeler, "Wee" Willie	215 (1899)
7. Wheat, Zack	212 (1924)
8. Garvey, Steve	210 (1975)
Sax, Steve	210 (1986)
10. Keeler, "Wee" Willie	209 (1901)

Batting Average:

(Minimum: 3.1 plate appearances for each game played by team)

1. Herman, Babe	.393 (1930)
2. Herman, Babe	.381 (1929)
3. Keeler, "Wee" Willie	.377 (1899)
4. Wheat, Zack	.375 (1924)
5. Keeler, "Wee" Willie	.368 (1900)
O'Doul, Lefty	.368 (1932)
7. Burns, Oyster	.361 (1894)
8. Wheat, Zack	.359 (1925)
9. Walker, Dixie	.357 (1944)
10. Keeler, "Wee" Willie	.355 (1901)

RBI:

1. Davis, Tommy	153 (1962)
2. Campanella, Roy	142 (1953)
3. Snider, Duke	136 (1955)
4. Fournier, Jack	130 (1925)
Herman, Babe	130 (1930)
Hodges, Gil	130 (1954)
Snider, Duke	130 (1954)
8. Burns, Oyster	128 (1890)
9. Wright, Glenn	126 (1930)
Snider, Duke	126 (1953)

Singles:

1. Keeler, "Wee" Willie	187 (1899)
2. Keeler, "Wee" Willie	179 (1900)
Wills, Maury	179 (1962)
4. Keeler, "Wee" Willie	176 (1901)
5. Davis, Willie	167 (1962)
6. Wills, Maury	165 (1965)
7. Stock, Milt	164 (1925)
8. Keeler, "Wee" Willie	163 (1902)
9. Myers, Hy	161 (1922)
10. Johnston, Jimmy	159 (1923)

Doubles:

1. Frederick, John	52 (1929)
2. Herman, Babe	48 (1930)
3. Parker, Wes	47 (1970)
4. Frederick, John	44 (1930)
5. Herman, Babe	43 (1931)
Galan, Augie	43 (1944)
Sax, Steve	43 (1986)
8. Wheat, Zack	42 (1925)
Herman, Babe	42 (1929)
Walker, Dixie	42 (1945)

Triples:

1. Treadway, George	26 (1894)
2. Myers, Hy	22 (1920)
3. Brouthers, Dan	20 (1892)
Corcoran, Tom	20 (1894)
5. Sheckard, Jimmy	19 (1901)
6. Burns, Oyster	18 (1892)
Lumley, Harry	18 (1904)
8. Kelley, Joe	17 (1900)
Reiser, Pete	17 (1941)
Gilliam, Jim	17 (1953)

Home Runs:

1. Snider, Duke	43 (1956)
2. Snider, Duke	42 (1953)
Hodges, Gil	42 (1954)
Snider, Duke	42 (1955)
5. Campanella, Roy	41 (1953)
6. Hodges, Gil	40 (1951)
Snider, Duke	40 (1954)
Snider, Duke	40 (1957)
9. Herman, Babe	35 (1930)
10. Camilli, Dolph	34 (1941)

Total Bases:

1. Herman, Babe	416 (1930)
2. Snider, Duke	378 (1954)
3. Snider, Duke	370 (1953)
4. Davis, Tommy	356 (1962)
5. Herman, Babe	348 (1929)
6. Snider, Duke	343 (1950)
7. Frederick, John	342 (1929)
8. Snider, Duke	338 (1955)
9. Hodges, Gil	335 (1954)
10. Wheat, Zack	333 (1925)

DODGERS ALL-TIME SINGLE SEASON TOP TEN – BATTING (continued)

Stolen Bases:

1. Wills, Maury	104 (1962)
2. Wills, Maury	94 (1965)
3. Ward, Monte	88 (1892)
4. Collins, Hub	85 (1890)
5. Lopes, Davey	77 (1975)
6. Sheckard, Jimmy	67 (1903)
7. Lopes, Davey	63 (1976)
8. Lopes, Davey	59 (1974)
9. Ward, Monte	57 (1891)
10. Sax, Steve	56 (1983)

Walks:

1. Stanky, Eddie	148 (1945)
2. Stanky, Eddie	137 (1946)
3. Camilli, Dolph	119 (1938)
4. Reese, Pee Wee	116 (1949)
5. Galan, Augie	114 (1945)
6. Camilli, Dolph	110 (1939)
Wynn, Jimmy	110 (1975)
8. Wynn, Jimmy	108 (1974)
9. Hodges, Gil	107 (1952)
10. Robinson, Jackie	106 (1952)

Slugging Average:

1. Herman, Babe	.678 (1930)
2. Snider, Duke	.647 (1954)
3. Snider, Duke	.628 (1955)
4. Snider, Duke	.627 (1953)
5. Herman, Babe	.612 (1929)
6. Campanella, Roy	.611 (1953)
7. Snider, Duke	.598 (1956)
8. Campanella, Roy	.590 (1951)
9. Fournier, Jack	.588 (1923)
10. Snider, Duke	.587 (1957)

On-Base Percentage:

1. Herman, Babe	.455 (1930)
2. Fournier, Jack	.440 (1952)
3. Robinson, Jackie	.438 (1949)
Moon, Wally	.438 (1960)
5. Herman, Babe	.436 (1929)
Stanky, Eddie	.436 (1946)
Robinson, Jackie	.436 (1951)
8. Walker, Dixie	.434 (1944)
9. Smith, Reggie	.432 (1977)
10. Three tied with	.428

Extra Base Hits:

1. Herman, Babe	94 (1930)
2. Snider, Duke	89 (1954)
3. Snider, Duke	84 (1953)
4. Frederick, John	82 (1929)
Snider, Duke	82 (1955)
6. Snider, Duke	78 (1956)
7. Herman, Babe	77 (1931)
8. Herman, Babe	76 (1929)
9. Three tied with	72

Pinch-Hits:

1. Gautreaux, Sid	16 (1936)
2. Mota, Manny	15 (1974)
Goodson, Ed	15 (1976)
Mota, Manny	15 (1979)
5. Mota, Manny	14 (1977)
Whitfield, Terry	14 (1985)
Hatcher, Mickey	14 (1990)
8. Walls, Lee	13 (1962)
Gabrielson, Len	13 (1969)
Lacy, Lee	13 (1978)
Roenicke, Ron	13 (1982)
Gwynn, Chris	13 (1990)

DODGERS ALL-TIME SINGLE SEASON TOP TEN – PITCHING

Games:

1. Marshall, Mike	106 (1974)
2. Hough, Charlie	77 (1976)
3. Miller, Bob	74 (1964)
4. Perranoski, Ron	72 (1964)
5. Perranoski, Ron	70 (1962)
Perranoski, Ron	70 (1967)
Hough, Charlie	70 (1977)
8. Perranoski, Ron	69 (1963)
9. Howe, Steve	66 (1982)
Niefenfueller, Tom	66 (1983)
Crews, Tim	66 (1990)

Games Started:

1. Terry, Bill	44 (1890)
Haddock, George	44 (1892)
Kennedy, Brickyard	44 (1893)
4. Lovett, Tom	43 (1891)
5. Stein, Ed	42 (1892)
Drysdale, Don	42 (1963)
Drysdale, Don	42 (1965)
8. Nine tied with	41

Complete Games:

1. Kennedy, Brickyard	40 (1893)
2. Lovett, Tom	39 (1890)
Lovett, Tom	39 (1891)
Haddock, George	39 (1892)
5. Terry, Bill	38 (1890)
Stein, Ed	38 (1892)
Stein, Ed	38 (1894)
Kennedy, Brickyard	38 (1898)
Jones, Oscar	38 (1904)
10. Two tied with	36

Innings:

1. Kennedy, Brickyard	382.2 (1893)
2. Haddock, George	381.1 (1892)
3. Stein, Ed	377.1 (1892)
4. Jones, Oscar	377.0 (1904)
5. Lovett, Tom	372.0 (1890)
6. Terry, Bill	370.0 (1890)
7. Lovett, Tom	365.2 (1891)
8. Kennedy, Brickyard	360.2 (1894)
9. Stein, Ed	359.0 (1894)
10. Donovan, Bill	351.0 (1901)

DODGERS ALL-TIME SINGLE SEASON TOP TEN – PITCHING (continued)

Wins:

1. Lovett, Tom	30 (1890)
2. Haddock, George	29 (1892)
McGinnity, Joe	29 (1900)
4. Hughes, Jim	28 (1899)
Vance, Dazzy	28 (1924)
6. Stein, Ed	27 (1892)
Stein, Ed	27 (1894)
Newcombe, Don	27 (1956)
Koufax, Sandy	27 (1966)
10. Two tied with 26	

Won – Lost Percentage:

(Minimum: 15 Decisions)

1. Regan, Phil	.933 (14-1) 1966
2. Fitzsimmons, Fred	.889 (16-2) 1940
3. Roe, Preacher	.880 (22-3) 1951
4. Hershiser, Orel	.864 (19-3) 1985
5. Perranoski, Ron	.842 (16-3) 1963
6. Koufax, Sandy	.833 (25-5) 1963
7. Hughes, Jim	.824 (28-6) 1899
Vance, Dazzy	.824 (28-6) 1924
9. John, Tommy	.813 (13-3) 1974
10. Newcombe, Don	.800 (20-5) 1955

Strikeouts:

1. Koufax, Sandy	382 (1965)
2. Koufax, Sandy	317 (1966)
3. Koufax, Sandy	306 (1963)
4. Koufax, Sandy	269 (1961)
5. Vance, Dazzy	262 (1924)
6. Drysdale, Don	251 (1963)
7. Singer, Bill	247 (1969)
8. Drysdale, Don	246 (1960)
9. Drysdale, Don	242 (1959)
Valenzuela, Fernando	242 (1986)

Earned Run Average:

(Minimum: Pitched as many innings as games played by team)

1. Marquard, Rube	1.58 (1916)
2. Garvin, Ned	1.68 (1904)
3. Koufax, Sandy	1.73 (1966)
4. Koufax, Sandy	1.74 (1964)
5. Wilhelm, Kaiser	1.87 (1908)
6. Koufax, Sandy	1.88 (1963)
7. Pfeffer, Jeff	1.91 (1916)
8. Cheney, Larry	1.92 (1916)
9. Pfeffer, Jeff	1.97 (1914)
10. Hershiser, Orel	2.03 (1985)

Shutouts:

1. Koufax, Sandy	11 (1963)
2. Sutton, Don	9 (1972)
3. Koufax, Sandy	8 (1965)
Drysdale, Don	8 (1968)
Valenzuela, Fernando	8 (1981)
Hershiser, Orel	8 (1988)
Belcher, Tim	8 (1989)
8. Five tied with 7	

Saves:

1. Howell, Jay	28 (1989)
2. Hughes, Jim	24 (1954)
Brewer, Jim	24 (1970)
4. Brewer, Jim	22 (1971)
Hough, Charlie	22 (1977)
Forster, Terry	22 (1978)
7. Perranoski, Ron	21 (1963)
Regan, Phil	21 (1966)
Marshall, Mike	21 (1974)
Howell, Jay	21 (1988)

LOS ANGELES ALL-TIME SINGLE SEASON TOP TEN – BATTING

At-Bats:

1. Wills, Maury	695 (1962)
2. Davis, Tommy	665 (1962)
3. Garvey, Steve	659 (1975)
4. Garvey, Steve	658 (1980)
5. Wills, Maury	650 (1965)
6. Garvey, Steve	648 (1979)
7. Garvey, Steve	646 (1977)
8. Davis, Willie	643 (1968)
9. Buckner, Bill	642 (1976)
10. Davis, Willie	641 (1971)

Runs:

1. Wills, Maury	130 (1962)
2. Davis, Tommy	120 (1962)
3. Lopes, Davey	109 (1979)
4. Lopes, Davey	108 (1975)
5. Gibson, Kirk	106 (1988)
6. Wills, Maury	105 (1961)
7. Wynn, Jimmy	104 (1974)
Smith, Reggie	104 (1977)
9. Neal, Charlie	103 (1959)
Davis, Willie	103 (1962)

Hits:

1. Davis, Tommy	230 (1962)
2. Garvey, Steve	210 (1975)
Sax, Steve	210 (1986)
4. Wills, Maury	208 (1962)
5. Garvey, Steve	204 (1979)
6. Garvey, Steve	202 (1978)
7. Garvey, Steve	200 (1974)
Garvey, Steve	200 (1976)
Garvey, Steve	200 (1980)
10. Davis, Willie	198 (1971)

Batting Average:

(Minimum: 3.1 plate appearances for each game played by team)

1. Davis, Tommy	.346 (1962)
2. Guerrero, Pedro	.338 (1987)
3. Sax, Steve	.332 (1986)
4. Murray, Eddie	.330 (1990)
5. Davis, Tommy	.326 (1963)
6. Baker, Dusty	*.320 (1981)
7. Parker, Wes	.319 (1970)
Garvey, Steve	.319 (1975)
9. Garvey, Steve	.317 (1976)
10. Garvey, Steve	.316 (1978)

*Strike-shortened year

LDS ANGELES ALL-TIME SINGLE SEASON TOP TEN - BATTING (continued)

RBI:

1. Davis, Tommy	153 (1962)
2. Howard, Frank	119 (1962)
3. Garvey, Steve	115 (1977)
4. Garvey, Steve	113 (1978)
5. Parker, Wes	111 (1970)
Garvey, Steve	111 (1974)
7. Cey, Ron	110 (1977)
Garvey, Steve	110 (1979)
9. Wynn, Jimmy	108 (1974)
10. Garvey, Steve	106 (1980)

Singles:

1. Wills, Maury	179 (1962)
2. Davis, Willie	167 (1962)
3. Wills, Maury	165 (1965)
4. Sax, Steve	157 (1986)
5. Buckner, Bill	154 (1976)
6. Wills, Maury	151 (1964)
7. Wills, Maury	150 (1961)
8. Wills, Maury	149 (1971)
9. Sax, Steve	147 (1983)
Sax, Steve	147 (1988)

Doubles:

1. Parker, Wes	47 (1970)
2. Sax, Steve	43 (1986)
3. Garvey, Steve	38 (1975)
4. Garvey, Steve	37 (1976)
5. Garvey, Steve	36 (1978)
6. Garvey, Steve	35 (1982)
Hamilton, Jeff	35 (1989)
8. Davis, Willie	33 (1971)
9. Four tied with 32	

Triples:

1. Davis, Willie	16 (1970)
2. Moon, Wally	11 (1959)
Neal, Charlie	11 (1959)
4. Wills, Maury	10 (1961)
Davis, Willie	10 (1962)
Wills, Maury	10 (1962)
Davis, Willie	10 (1968)
Davis, Willie	10 (1971)
9. Four tied with 9	

Home Runs:

1. Garvey, Steve	33 (1977)
Guerrero, Pedro	33 (1985)
3. Wynn, Jimmy	32 (1974)
Smith, Reggie	32 (1977)
Guerrero, Pedro	32 (1982)
Guerrero, Pedro	32 (1983)
7. Howard, Frank	31 (1962)
8. Baker, Dusty	30 (1977)
Cey, Ron	30 (1977)
10. Two tied with 29	

Total Bases:

1. Davis, Tommy	356 (1962)
2. Garvey, Steve	322 (1977)
Garvey, Steve	322 (1979)
4. Garvey, Steve	319 (1978)
5. Garvey, Steve	314 (1975)
6. Guerrero, Pedro	310 (1983)
7. Guerrero, Pedro	308 (1982)
8. Garvey, Steve	307 (1980)
9. Garvey, Steve	301 (1974)
10. Baker, Dusty	294 (1980)

Stolen Bases:

1. Wills, Maury	104 (1962)
2. Wills, Maury	94 (1965)
3. Lopes, Davey	77 (1975)
4. Lopes, Davey	63 (1976)
5. Lopes, Davey	59 (1974)
6. Sax, Steve	56 (1983)
7. Wills, Maury	53 (1964)
8. Wills, Maury	50 (1960)
9. Sax, Steve	49 (1982)
10. Duncan, Mariano	48 (1986)

Walks:

1. Wynn, Jimmy	110 (1975)
2. Wynn, Jimmy	108 (1974)
3. Lopes, Davey	97 (1979)
4. Gilliam, Jim	96 (1959)
Gilliam, Jim	96 (1960)
Cey, Ron	96 (1978)
7. Gilliam, Jim	93 (1962)
Allen, Dick	93 (1971)
Cey, Ron	93 (1977)
10. Two tied with 89	

Slugging Average:

1. Guerrero, Pedro	.577 (1985)
2. Smith, Reggie	.576 (1977)
3. Howard, Frank	.560 (1962)
4. Smith, Reggie	.559 (1978)
5. Guerrero, Pedro	.541 (1986)
6. Guerrero, Pedro	.539 (1987)
7. Guerrero, Pedro	.536 (1982)
8. Davis, Tommy	.535 (1962)
9. Guerrero, Pedro	.531 (1983)
Daniels, Kal	.531 (1990)

On-Base Percentage:

1. Moon, Wally	.438 (1960)
2. Smith, Reggie	.432 (1977)
3. Guerrero, Pedro	.425 (1985)
4. Guerrero, Pedro	.421 (1987)
5. Murray, Eddie	.414 (1990)
6. Scioscia, Mike	.407 (1985)
Wynn, Jimmy	.407 (1975)
8. Moon, Wally	.396 (1959)
9. Smith, Reggie	.392 (1978)
10. Sax, Steve	.391 (1986)

Extra Base Hits:

1. Garvey, Steve	66 (1978)
Guerrero, Pedro	66 (1983)
3. Guerrero, Pedro	64 (1982)
4. Davis, Tommy	63 (1962)
Smith, Reggie	63 (1977)
6. Howard, Frank	62 (1962)
Garvey, Steve	62 (1975)
8. Parker, Wes	61 (1970)
Garvey, Steve	61 (1977)
Garvey, Steve	61 (1979)

Pinch-Hits:

1. Mota, Manny	15 (1974)
Goodson, Ed	15 (1976)
Mota, Manny	15 (1979)
4. Mota, Manny	14 (1977)
Whitfield, Terry	14 (1985)
Hatcher, Mickey	14 (1990)
7. Walls, Lee	13 (1962)
Gabrielson, Len	13 (1969)
Lacy, Lee	13 (1978)
Roenicke, Ron	13 (1982)
Gwynn, Chris	13 (1990)

LOS ANGELES ALL-TIME SINGLE SEASON TOP TEN – PITCHING

Games:

1. Marshall, Mike	106 (1974)
2. Hough, Charlie	77 (1976)
3. Miller, Bob	74 (1964)
4. Perranoski, Ron	72 (1964)
5. Perranoski, Ron	70 (1962)
Perranoski, Ron	70 (1967)
Hough, Charlie	70 (1977)
8. Perranoski, Ron	69 (1963)
9. Howe, Steve	66 (1982)
Niedenfufer, Tom	66 (1983)
Crews, Tim	66 (1990)

Games Started:

1. Drysdale, Don	42 (1963)
Drysdale, Don	42 (1965)
3. Drysdale, Don	41 (1962)
Koufax, Sandy	41 (1965)
Koufax, Sandy	41 (1966)
Osteen, Claude	41 (1969)
Sutton, Don	41 (1969)
8. Eight tied with 40	

Complete Games:

1. Koufax, Sandy	27 (1965)
Koufax, Sandy	27 (1966)
3. Drysdale, Don	21 (1964)
4. Koufax, Sandy	20 (1963)
Drysdale, Don	20 (1965)
Valenzuela, Fernando	20 (1986)
7. Drysdale, Don	19 (1962)
Messersmith, Andy	19 (1975)
9. Sutton, Don	18 (1972)
Valenzuela, Fernando	18 (1982)

Innings:

1. Koufax, Sandy	335.2 (1965)
2. Koufax, Sandy	323.0 (1966)
3. Messersmith, Andy	322.0 (1975)
4. Drysdale, Don	321.1 (1964)
5. Osteen, Claude	321.0 (1969)
6. Singer, Bill	316.0 (1969)
7. Drysdale, Don	315.1 (1963)
8. Drysdale, Don	314.1 (1962)
9. Koufax, Sandy	311.0 (1963)
10. Drysdale, Don	308.1 (1965)

Wins:

1. Koufax, Sandy	27 (1966)
2. Koufax, Sandy	26 (1965)
3. Drysdale, Don	25 (1962)
Koufax, Sandy	25 (1963)
5. Drysdale, Don	23 (1965)
Hershiser, Orel	23 (1988)
7. Sutton, Don	21 (1976)
Valenzuela, Fernando	21 (1986)
9. Six tied with 20	

Won – Lost Percentage:

(Minimum: 15 Decisions)

1. Regan, Phil	.933 (14-1) 1966
2. Hershiser, Orel	.864 (19-3) 1985
3. Perranoski, Ron	.842 (16-3) 1963
4. Koufax, Sandy	.833 (25-5) 1963
5. John, Tommy	.813 (13-3) 1974
6. Koufax, Sandy	.792 (19-5) 1964
7. Podres, Johnny	.783 (18-5) 1961
8. Messersmith, Andy	.769 (20-6) 1974
Martinez, Ramon	.769 (20-6) 1990
10. Koufax, Sandy	.765 (26-8) 1965

Strikeouts:

1. Koufax, Sandy	382 (1965)
2. Koufax, Sandy	317 (1966)
3. Koufax, Sandy	306 (1963)
4. Koufax, Sandy	269 (1961)
5. Drysdale, Don	251 (1963)
6. Singer, Bill	247 (1969)
7. Drysdale, Don	246 (1960)
8. Drysdale, Don	242 (1959)
Valenzuela, Fernando	242 (1986)
10. Valenzuela, Fernando	240 (1984)

Earned Run Average:

(Minimum: Pitched as many innings as games played by team)

1. Koufax, Sandy	1.73 (1966)
2. Koufax, Sandy	1.74 (1964)
3. Koufax, Sandy	1.88 (1963)
4. Hershiser, Orel	2.03 (1985)
5. Koufax, Sandy	2.04 (1965)
6. Sutton, Don	2.08 (1972)
7. Drysdale, Don	2.18 (1964)
8. Sutton, Don	2.21 (1980)
9. Hershiser, Orel	2.26 (1988)
10. Messersmith, Andy	2.29 (1975)

Shutouts:

1. Koufax, Sandy	11 (1963)
2. Sutton, Don	9 (1972)
3. Koufax, Sandy	8 (1965)
Drysdale, Don	8 (1968)
Valenzuela, Fernando	8 (1981)
Hershiser, Orel	8 (1988)
Belcher, Tim	8 (1989)
8. Koufax, Sandy	7 (1964)
Drysdale, Don	7 (1965)
Osteen, Claude	7 (1969)
Messersmith, Andy	7 (1975)

Saves:

1. Howell, Jay	28 (1989)
2. Brewer, Jim	24 (1970)
3. Brewer, Jim	22 (1971)
Hough, Charlie	22 (1977)
Forster, Terry	22 (1978)
6. Perranoski, Ron	21 (1963)
Regan, Phil	21 (1966)
Marshall, Mike	21 (1974)
Howell, Jay	21 (1988)
10. Three tied with 20	

Bold Face = Active Player

LOS ANGELES WON-LOST BREAKDOWN 1958-1990

	1958	1959	1960	1961	1962	1963	1964	1965	1966
At Home	39-38	46-32	42-35	45-32	54-29	50-31	41-40	50-31	53-28
Away	32-45	42-36	40-37	44-33	48-34	49-32	39-42	47-34	42-39
Day Games	28-42	29-28	30-22	28-21	37-22	32-24	28-27	32-24	32-21
Night Games	43-41	59-40	52-50	61-44	65-41	67-39	52-55	65-41	63-46
vs Right-Handers	61-74	72-56	70-58	71-47	64-44	77-44	56-53	62-36	63-41
vs Left-Handers	10- 9	16-12	12-14	18-18	38-19	22-19	24-29	35-29	32-26
One-Run Dec.	19-19	33-22	20-27	33-15	23-18	33-18	24-31	32-28	34-19
Extra-Inn. Games	8- 3	9- 8	10-11	13- 4	8- 5	9- 6	4- 7	9-10	11- 5
Shutouts	7- 3	14- 6	13-13	10- 8	8- 9	24- 8	19-11	23- 6	20-17
In April	5- 9	11- 6	8- 7	10- 8	13- 8	10-11	6-10	10- 5	11- 7
May	11-17	14-17	12-14	17-11	21- 7	17- 9	15-13	19-12	16-11
June	15-13	18-12	13-14	16-12	17-14	16-12	13-15	17-14	14-14
July	13-14	15-12	19- 7	19- 7	20- 6	21-10	16-12	15-13	18-10
August	17-14	14-12	15-15	11-15	17-12	16-12	13-16	14-13	15-15
Sept. - Oct.	10-16	16- 9	15-15	16-12	14-16	19- 9	17-16	22- 8	21-10
Before ASG	33-42	47-37	41-38	49-35	58-31	50-33	38-39	51-38	47-36
After ASG	38-41	41-31	41-34	40-30	44-32	49-30	42-43	46-27	48-31
	1967	1968	1969	1970	1971	1972	1973	1974	1975
At Home	42-39	41-40	50-31	39-42	42-39	41-34	50-31	52-29	49-32
Away	31-50	35-46	35-46	48-32	47-34	44-36	45-35	50-31	39-42
Day Games	20-29	25-24	21-22	26-19	22-23	19-23	26-18	32-14	22-23
Night Games	53-60	51-62	64-55	61-55	67-50	66-47	69-48	70-46	66-51
vs Right-Handers	52-56	55-56	56-56	60-50	60-46	59-46	65-40	76-44	64-55
vs Left-Handers	21-33	21-30	29-21	27-24	29-27	26-24	30-26	26-16	24-19
One-Run Dec.	23-26	35-33	25-26	22-24	28-18	25-27	30-23	29-23	29-32
Extra-Inn. Games	10-17	9- 4	4-10	10- 6	5- 5	9- 8	15- 7	11- 7	8-10
Shutouts	17-15	23-23	20-14	17-11	18-10	23-12	15- 9	19- 7	18- 7
In April	6-10	9- 9	14- 7	10-10	13-11	11- 4	11-11	17- 6	15- 8
May	13-14	14-16	13-11	18-10	13-13	15-12	19- 8	19- 8	15-12
June	18-16	17-13	17-11	15-12	17-11	10-16	21- 8	16-10	13-16
July	9-15	7-20	12-17	16-10	13-16	13-14	15-13	16-13	12-16
August	14-16	11-19	16-12	13-16	15-13	17-11	17-12	15-12	17-12
Sept. - Oct.	13-18	18- 9	13-19	15-16	18- 9	19-13	12-14	19-11	16-10
Before ASG	34-47	41-44	53-41	51-35	49-41	47-42	63-37	63-34	49-42
After ASG	39-42	35-42	32-36	36-39	40-32	38-28	32-29	39-26	39-32
	1976	1977	1978	1979	1980	1981	1982	1983	1984
At Home	49-32	51-30	54-27	46-35	55-27	33-23	43-38	48-32	40-41
Away	43-38	47-34	41-40	33-48	37-44	30-24	45-36	43-39	39-42
Day Games	26-23	26-20	27-24	23-27	27-22	18-13	23-18	20-26	25-27
Night Games	66-47	72-44	68-43	56-56	65-49	45-34	65-56	71-45	54-56
vs Right-Handers	61-55	72-48	65-47	51-63	77-66	55-33	75-67	82-50	57-51
vs Left-Handers	31-15	26-16	30-20	28-20	15- 5	8-14	13- 7	9-21	22-32
One-Run Dec.	37-25	32-31	28-28	24-26	31-33	16-21	31-27	30-21	34-26
Extra-Inn. Games	8-10	9-11	3- 5	9- 7	10- 9	8- 7	11-12	8- 6	10- 9
Shutouts	17-14	13- 7	16- 8	6- 9	19- 4	19- 5	16- 6	12- 7	16-15
In April	10- 9	17- 3	13- 7	10-14	13- 7	14- 5	10-11	14- 6	17- 8
May	18-10	16-12	14-13	16-12	15-11	19-10	15-13	18- 8	11-15
June	14-15	17-11	17-12	7-20	14-14	3- 6	16-13	14-14	13-16
July	13-12	16-12	17-12	12-15	13-14	—	14-12	11-17	11-16
August	19-10	14-15	18-10	17-11	18-11	12- 9	19-10	20-10	11-17
Sept. - Oct.	18-14	18-11	16-13	17-11	19-14	15-17	14-15	14-16	16-11
Before ASG	47-39	59-33	50-36	36-57	46-34	36-21	46-42	47-31	45-43
After ASG	45-31	39-31	45-31	43-26	46-37	27-26	42-32	44-40	34-40
	1985	1986	1987	1988	1989	1990			
At Home	48-33	46-35	40-41	45-36	44-37	47-34			
Away	47-34	27-54	33-48	49-31	33-46	39-42			
Day Games	28-24	24-27	24-27	29-19	30-19	19-20			
Night Games	67-43	49-62	49-62	65-48	47-64	67-56			
vs Right-Handers	65-49	44-58	52-55	68-40	45-57	55-51			
vs Left-Handers	30-18	29-31	21-34	26-27	32-26	31-25			
One-Run Dec.	28-20	28-38	19-32	28-28	27-31	26-13			
Extra-Inn. Games	8-11	7-12	9-13	7- 7	10- 7	10- 3			
Shutouts	21- 6	14-14	8-16	24-10	19-17	12- 8			
In April	11-10	10-13	12-11	13- 7	11-13	11-10			
May	12-14	13-13	11-15	14-13	14-11	14-13			
June	15-10	11-16	13-14	17-11	12-17	11-15			
July	20- 7	15-10	10-16	16-12	12-16	16-11			
August	6-11	13-16	10-19	17-12	13-14	18-12			
Sept. - Oct.	21-15	11-21	17-14	17-12	15-12	16-15			
Before ASG	48-37	40-48	39-49	48-36	40-47	39-43			
After ASG	47-30	33-41	34-40	46-31	37-36	47-33			

LOS ANGELES TEAM TOTALS 1958-1990

	1958	1959	1960	1961	1962
Games	154	156	154	154	165
Runs	668 (5)	705 (3T)	662 (4)	735 (2)	842 (2)
Hits	1297 (8)	1360 (6)	1333 (4)	1358 (7)	1510 (4)
Stolen Bases	73 (1)	84 (1)	95 (1)	86 (1)	198 (1)
Batting Percentage	.251 (8)	.257 (6)	.255 (3T)	.262 (5)	.268 (4T)
Opponent Runs	761 (1)	670 (3)	593 (1T)	697 (6)	697 (6)
Los Angeles HR	172 (2)	148 (5)	126 (5)	157 (5)	140 (5)
Opponent HR	173 (8)	157 (7)	154 (8)	167 (8)	115 (2)
Staff ERA	4.47 (8)	3.79 (3)	3.40 (1)	4.04 (6)	3.62 (3)
Saves	31 (2)	26 (1T)	20 (7)	35 (2)	46 (1)
Double Plays	198 (1)	154 (4)	142 (4)	162 (5)	144 (9T)
Fielding Percentage	.975 (6T)	.981 (1)	.979 (1)	.975 (5T)	.970 (9)
	1963	1964	1965	1966	1967
Games	162	162	162	162	162
Runs	640 (6)	614 (8)	608 (8)	606 (8)	519 (9)
Hits	1361 (5)	1375 (7)	1329 (7)	1399 (7)	1285 (10)
Stolen Bases	124 (1)	141 (1)	172 (1)	94 (2)	56 (8)
Batting Percentage	.251 (4)	.250 (6)	.245 (7)	.256 (5)	.236 (10)
Opponent Runs	550 (1)	572 (2)	521 (1)	490 (1)	595 (5)
Los Angeles HR	110 (7)	79 (9)	78 (10)	108 (8T)	82 (10)
Opponent HR	111 (3)	88 (1)	127 (5)	84 (1)	93 (2)
Staff ERA	2.85 (1)	2.95 (1)	2.81 (1)	2.62 (1)	3.21 (5)
Saves	29 (6)	27 (8)	34 (5T)	35 (3T)	24 (7)
Double Plays	129 (7)	126 (9)	135 (8)	128 (9)	144 (6)
Fielding Percentage	.975 (6T)	.973 (8T)	.979 (2T)	.979 (3)	.975 (8T)
	1968	1969	1970	1971	1972
Games	162	162	161	162	155
Runs	470 (10)	645 (7T)	749 (4)	663 (4)	584 (7)
Hits	1234 (9)	1405 (4)	1515 (2)	1469 (3)	1349 (5)
Stolen Bases	57 (7)	80 (3)	138 (1)	76 (5)	82 (5)
Batting Percentage	.230 (8)	.254 (4)	.270 (1T)	.266 (3)	.256 (6)
Opponent Runs	509 (3)	561 (3)	684 (5)	587 (4)	527 (2)
Los Angeles HR	67 (9)	97 (11)	87 (12)	95 (9T)	98 (9T)
Opponent HR	65 (1)	122 (8)	164 (11)	110 (6)	83 (1)
Staff ERA	2.69 (2)	3.09 (3)	3.82 (5)	3.23 (3T)	2.78 (1)
Saves	31 (5)	31 (6)	42 (3)	33 (3)	29 (6)
Double Plays	144 (4T)	130 (11)	135 (10)	159 (5)	145 (6)
Fielding Percentage	.977 (8)	.980 (2T)	.978 (4T)	.979 (6T)	.974 (10T)
	1973	1974	1975	1976	1977
Games	161	162	162	162	162
Runs	675 (6)	798 (1)	648 (8)	608 (9)	769 (3)
Hits	1473 (2)	1510 (2)	1355 (9)	1369 (7)	1484 (6)
Stolen Bases	109 (3)	149 (2)	138 (2)	144 (3)	114 (7)
Batting Percentage	.263 (2)	.272 (2)	.248 (9)	.251 (6T)	.266 (5T)
Opponent Runs	565 (1)	561 (1)	534 (1)	543 (2)	582 (1)
Los Angeles HR	110 (10)	139 (1)	118 (4)	91 (7)	191 (1)
Opponent HR	129 (2)	112 (8)	104 (8)	97 (8T)	119 (4)
Staff ERA	3.00 (1)	2.97 (1)	2.92 (1)	3.02 (2)	3.22 (1)
Saves	38 (6T)	23 (5)	21 (11)	28 (7)	39 (4T)
Double Plays	166 (2)	122 (12)	106 (12)	154 (5)	160 (3)
Fielding Percentage	.981 (2T)	.975 (7T)	.979 (2T)	.980 (3)	.981 (2T)
	1978	1979	1980	1981	1982
Games	162	162	163	110	162
Runs	727 (1)	739 (2)	663 (6)	450 (4)	691 (4)
Hits	1425 (2T)	1443 (7)	1459 (4)	984 (2)	1477 (2)
Stolen Bases	137 (5T)	106 (8)	123 (8)	73 (10)	151 (5T)
Batting Percentage	.264 (1T)	.263 (7)	.263 (4)	.262 (4)	.264 (2T)
Opponent Runs	573 (1)	717 (9)	591 (2)	356 (2)	612 (2)
Los Angeles HR	149 (1)	183 (1)	148 (1)	82 (1)	138 (2)
Opponent HR	107 (6)	101 (3)	105 (7)	54 (3)	81 (1)
Staff ERA	3.12 (1)	3.83 (7)	3.24 (2)	3.01 (2)	3.26 (1)
Saves	38 (4T)	34 (6T)	42 (2)	24 (5T)	28 (12)
Double Plays	138 (7)	123 (11T)	149 (5T)	101 (6)	131 (9)
Fielding Percentage	.978 (4T)	.981 (2)	.981 (2T)	.980 (3T)	.979 (5T)

LOS ANGELES TEAM TOTALS (continued)

	1983	1984	1985	1986	1987
Games	162	162	162	162	162
Runs	654 (8)	580 (12)	682 (5)	638 (9)	635 (12)
Hits	1358 (8)	1313 (12)	1432 (3)	1373 (9)	1389 (11)
Stolen Bases	166 (3)	109 (10)	136 (5)	155 (5)	128 (9)
Batting Percentage	.250 (7T)	.244 (11T)	.261 (2T)	.251 (9)	.252 (12)
Opponent Runs	609 (1)	600 (3)	579 (3)	679 (5)	675 (2)
Los Angeles HR	146 (1)	102 (8)	129 (4)	130 (7)	125 (8)
Opponent HR	97 (2T)	76 (1)	102 (3)	115 (2)	130 (2)
Staff ERA	3.10 (1)	3.17 (2)	2.96 (1)	3.76 (5)	3.72 (2)
Saves	40 (8)	27 (11)	36 (8)	25 (12)	32 (11T)
Double Plays	132 (8)	146 (6)	131 (11)	118 (11)	144 (6)
Fielding Percentage	.974 (11)	.975 (10T)	.974 (12)	.971 (12)	.975 (12)
	1988	1989	1990		
Games	162	160	162		
Runs	628 (6T)	554 (12)	728 (3)		
Hits	1346 (6)	1313 (11)	1436 (4)		
Stolen Bases	131 (6)	81 (12)	141 (6)		
Batting Percentage	.248 (5T)	.240 (10)	.262 (4)		
Opponent Runs	544 (2)	536 (1)	685 (7)		
Los Angeles HR	99 (8)	89 (11)	129 (6)		
Opponent HR	84 (2)	95 (2)	137 (11)		
Staff ERA	2.96 (2)	2.95 (1)	3.72 (7)		
Saves	49 (1)	36 (9)	29 (12)		
Double Plays	126 (11)	153 (1)	123 (10)		
Fielding Percentage	.977 (10)	.981 (3)	.979 (6T)		

(Figures in parentheses indicate rank in league; T is for tie)

LOS ANGELES BATTING LEADERS 1958-1990

Year	Games	Runs	Hits
1958	Gilliam (147)	Neal (87)	Gilliam (145)
1959	Neal (151)	Neal (103)	Neal (177)
1960	Gilliam (151)	Gilliam (96)	Wills (152)
1961	Wills (148)	Wills (105)	Wills (173)
1962	Wills (165)†***	Wills (130)	T. Davis (230)*
1963	W. Davis (156)	Wills (83)	T. Davis (181)
1964	Wills (158)	W. Davis (91)	W. Davis (180)
1965	Wills, Fairly (158)	Wills (92)	Wills (186)
1966	Parker (156)	W. Davis (74)	W. Davis (177)
1967	Fairly (153)	W. Davis (65)	W. Davis (146)
1968	W. Davis (160)	W. Davis (86)	W. Davis (161)
1969	Sizemore (159)	Parker (76)	Sizemore (160)
1970	Parker (161)*	W. Davis, Grabarkewitz (92)	Parker (196)
1971	W. Davis (158)	W. Davis (84)	W. Davis (198)
1972	W. Davis (149)	W. Davis (81)	W. Davis (178)
1973	Russell (162)†	Ferguson (84)	W. Davis (171)
1974	Russell (160)	Wynn (104)	Garvey (200)
1975	Garvey (160)	Lopes (108)	Garvey (210)
1976	Garvey (162)†	Garvey (85)	Garvey (200)
1977	Garvey (162)†	Smith (104)	Garvey (192)
1978	Garvey (162)†	Lopes (93)	Garvey (202)*
1979	Garvey (162)	Lopes (109)	Garvey (204)
1980	Garvey (163)*	Cey (81)	Garvey (200)*
1981	Garvey (110)†	Garvey (63)	Baker (128)
1982	Garvey (162)†	Sax (88)	Sax (180)
1983	Guerrero (160)	Sax (94)	Sax (175)
1984	Sax (145)	Guerrero (85)	Guerrero (162)
1985	Landreaux (147)	Guerrero (99)	Guerrero (156)
1986	Sax (157)	Sax (91)	Sax (210)
1987	Sax (157)	Guerrero (89)	Guerrero (184)
1988	Sax (160)	Gibson (106)	Sax (175)
1989	Murray (160)	Murray (66)	Randolph (155)
1990	Murray (155)	Murray (96)	Murray (184)

L.A. Record - Wills (165)

Wills (130)

T. Davis (230)

LOS ANGELES BATTING LEADERS 1958-1990 (continued)

Year	Singles	Doubles	Triples
1958	Gilliam (113)	Gilliam (25)	Roseboro (9)
1959	Gilliam (131)	Neal (30)	Moon, Neal (11)†
1960	Wills (135)	Larker (26)	Moon (6)
1961	Wills (150)†	Gilliam (26)	Wills (10)
1962	Wills (179)*	T. Davis (27)	Wills, W. Davis (10)†
1963	T. Davis (143)	Gilliam (27)	W. Davis (8)
1964	Wills (151)	Roseboro (24)	W. Davis (7)
1965	Wills (165)*	Fairly (28)	Wills, Parker (7)
1966	Wills (145)	W. Davis (31)	W. Davis (6)
1967	W. Davis (102)	Fairly (19)	W. Davis (9)
1968	W. Davis (120)	Haller (27)	W. Davis (10)
1969	Sizemore (131)	Davis, Parker (23)	W. Davis, Wills (8)
1970	Parker (135)	Parker (47)*	W. Davis (16)*
1971	Wills (149)	W. Davis (33)	W. Davis (10)
1972	W. Davis (130)	W. Davis (22)	W. Davis (7)
1973	Buckner, Russell (130)	W. Davis (29)	W. Davis (9)
1974	Garvey (144)	Garvey (32)	Paciorek, Russell (6)
1975	Garvey (148)	Garvey (38)	Garvey (6)
1976	Buckner (154)	Garvey (37)	Lopes (7)
1977	Russell (138)	Russell (28)	Russell (6)
1978	Russell (140)	Garvey (36)	Garvey (9)
1979	Garvey (143)	Garvey (32)	Lopes (6)
1980	Garvey (146)	Garvey (27)	Baker, Law (4)
1981	Baker (99)	Garvey (23)	Landreaux (4)
1982	Sax (146)	Garvey (35)	Sax, Landreaux (7)
1983	Sax (147)	Guerrero (28)	Guerrero, Thomas (6)
1984	Guerrero (113)	Guerrero (29)	Landreaux (5)
1985	Sax (123)	Marshall (27)	Duncan (6)
1986	Sax (157)†	Sax (43)	Sax (4)
1987	Sax (136)	Scioscia, Shelby (26)	Sax (7)
1988	Sax (147)*	Gibson (28)	Shelby (6)
1989	Randolph (136)	Hamilton (35)	Gibson, Gonzalez, Griffin, Hatcher (2)
1990	Murray (133)	Brooks (28)	Harris (4)
L.A. Record – Wills (179)		Parker (47)	W. Davis (16)

Year	Home Runs	Total Bases	RBI
1958	Neal, Hodges (22)	Neal (207)	Furillo (83)
1959	Hodges (25)	Neal (286)	Snider (88)
1960	Howard (23)	Moon (212)	Larker (78)
1961	Roseboro (18)	Moon (234)	Moon (88)
1962	Howard (31)	T. Davis (356)	T. Davis (153)‡*
1963	Howard (28)	T. Davis (254)	T. Davis (88)
1964	Howard (24)	W. Davis (253)	T. Davis (86)
1965	Lefebvre, Johnson (12)	Wills (214)	Fairly (70)
1966	Lefebvre (24)	W. Davis (253)	Lefebvre (74)
1967	Ferrara (16)	W. Davis (209)	Fairly (55)
1968	Gabrielson (10)	W. Davis (226)	Haller (53)
1969	Kosco (19)	W. Davis (227)	Kosco (74)
1970	Grabarkewitz (17)	Parker (281)	Parker (111)
1971	Allen (23)	W. Davis (281)	Allen (90)
1972	W. Davis, Robinson (19)	W. Davis (271)	W. Davis (79)
1973	Ferguson (25)	W. Davis (266)	Ferguson (88)
1974	Wynn (32)	Garvey (301)	Garvey (111)
1975	Cey (25)	Garvey (314)	Cey (101)
1976	Cey (23)	Garvey (284)	Cey, Garvey (80)
1977	Garvey (33)	Garvey (322)	Garvey (115)
1978	Smith (29)	Garvey (319)	Garvey (113)
1979	Cey, Garvey, Lopes (28)	Garvey (322)	Garvey (110)
1980	Baker (29)	Garvey (307)	Garvey (106)
1981	Cey (13)	Baker (178)	Garvey (64)
1982	Guerrero (32)	Guerrero (308)	Guerrero (100)
1983	Guerrero (32)	Guerrero (310)	Guerrero (103)
1984	Marshall (21)	Guerrero (247)	Guerrero (72)
1985	Guerrero (33)	Guerrero (281)	Marshall (95)
1986	Stubbs (23)	Sax (279)	Madlock (60)
1987	Guerrero (27)	Guerrero (294)	Guerrero (89)
1988	Gibson (25)	Gibson (262)	Marshall (82)
1989	Murray (20)	Murray (238)	Murray (88)
1990	Daniels (27)	Murray (290)	Murray (95)
L.A. Record —Guerrero, Garvey (33)		T. Davis (356)	T. Davis (153)

Base on Balls		Hit by Pitch	Strikeouts
1958	Gilliam (78)	Neal (5)	Zimmer (92)
1959	Gilliam (96)*	Demeter (6)	Hodges (92)
1960	Gilliam (96)	Roseboro (4)	Howard (108)
1961	Moon (89)	W. Davis (5)	Moon (79)
1962	Gilliam (93)	Roseboro (7)	Howard (108)
1963	Gilliam (60)	T. Davis, Howard (4)	Howard (116)
1964	Fairly (65)	Roseboro, T. Davis (4)	Howard (113)
1965	Fairly (76)	Johnson (16)‡	Parker (95)
1966	Parker (69)	Johnson (14)	Parker (83)
1967	Parker (65)	Hunt (10)	Parker (83)
1968	Parker (49)	Fairly (4)	W. Davis (88)
1969	Parker (56)	Sizemore (5)	Sudakis (94)
1970	Grabarkewitz (95)	Grabarkewitz (6)	Grabarkewitz (149)‡
1971	Allen (93)	Buckner (5)	Allen (113)
1972	Parker (62)	Mota (5)	Robinson (76)
1973	Ferguson (87)	W. Davis, Lopes (5)	Crawford (91)
1974	Wynn (108)	Cey (7)	Wynn (104)
1975	Wynn (110)	Yeager (8)	Lopes (93)
1976	Cey (89)	Yeager (7)	Yeager (84)
1977	Smith (104)	Baker (6)	Monday (109)
1978	Cey (96)	Cey (7)	Monday (100)
1979	Lopes (97)	Lopes (4)	Lopes (88)
1980	Cey (69)	Cey (5)	Cey (92)
1981	Cey (40)	Scioscia (4)	Guerrero (57)
1982	Guerrero (65)	Guerrero (5)	Cey (99)
1983	Brock (83)	Marshall (5)	Marshall (127)
1984	Scioscia (52)	Marshall (3)	Guerrero (105)
1985	Guerrero (83)	Guerrero (6)	Marshall (137)
1986	Scioscia (62)	Madlock (5)	Stubbs (107)
1987	Guerrero (74)	Guerrero, Marshall, Trevino (4)	Shelby (97)
1988	Gibson (73)	Gibson, Marshall (7)	Shelby (128)
1989	Murray (87)	Marshall (5)	Shelby (92)
1990	Murray (82)	Brooks (6)	Samuel (126)
L.A. Record - Wynn (110)		Johnson (16)	Grabarkewitz (149)
Year	Stolen Bases	Sacrifice Flies	Sacrifice Hits
1958	Gilliam (18)	Furillo (7)	Zimmer (9)
1959	Gilliam (23)	Demeter (5)	Neal (21)*
1960	Wills (50)*	Larker (9)	Neal (14)
1961	Wills (35)*	Roseboro (6)	Wills (13)*
1962	Wills (104)‡*	T. Davis, W. Davis (8)	Gilliam (15)*
1963	Wills (40)*	T. Davis, Roseboro (7)	Gilliam (12)
1964	Wills (53)*	Howard (7)	Drysdale (14)
1965	Wills (94)*	W. Davis (7)	Parker (19)*
1966	Wills (38)	W. Davis, Lefebvre (5)	Wills (13)
1967	W. Davis (20)	Fairly (8)	Parker (10)
1968	W. Davis (36)	Haller (9)	Parker (12)
1969	Wills (25)	Parker (6)	Mota (12)
1970	W. Davis (38)	Parker (8)	Mota (12)
1971	W. Davis (20)	Parker (8)	Mota (9)
1972	W. Davis (20)	W. Davis (7)	Sutton (11)
1973	Lopes (36)	Ferguson (10)	Russell (9)
1974	Lopes (59)	Wynn (11)	Russell (11)
1975	Lopes (77)*	Cey (8)	Lopes (13)
1976	Lopes (63)*	Garvey (9)	Hooton (13)
1977	Lopes (47)	Cey, Smith (7)	Hooton (14)
1978	Lopes (45)	Smith (13)*	Hooton (18)
1979	Lopes (44)	Garvey (6)	Russell (14)
1980	Law (40)	Baker (12)	Hooton (14)
1981	Lopes (20)	Baker (5)	Hooton, Reuss, Thomas, Welch (7)
1982	Sax (49)	Garvey, Baker (9)	Reuss (16)
1983	Sax (56)	Baker (7)	Russell, Valenzuela (12)
1984	Sax (34)	Guerrero (8)	Russell, Honeycutt, Valenzuela (8)
1985	Duncan (38)	Landreaux (8)	Duncan (13)
1986	Duncan (48)	Madlock (6)	Hershiser (10)
1987	Sax (37)	Shelby (9)	Hershiser (10)
1988	Sax (42)	Gibson (7)	Hershiser (19)
1989	Gibson (12)	Murray (7)	Griffin (11)
1990	Samuel (38)	Brooks (11)	Sharperson (8)
L.A. Record - Wills (104)		Smith (13)	Neal (21)

LOS ANGELES BATTING LEADERS 1958-1990 (continued)

Year	Slugging Percentage	Batting Average
1958	Snider (.505)	Snider (.312)
1959	Snider (.535)	Snider (.308)
1960	Howard (.464)	Larker (.323)
1961	Snider (.562)	Moon (.328)
1962	Howard (.560)	T. Davis (.346)*
1963	Howard (.518)	T. Davis (.326)*
1964	Howard (.432)	W. Davis (.294)
1965	Johnson (.391)	Wills (.286)
1966	Fairly (.464)	W. Davis (.284)
1967	Ferrara (.467)	Ferrara (.277)
1968	Gabrielson (.428)	Haller (.285)
1969	W. Davis (.455)	Mota (.322)
1970	Parker (.457)	Parker (.319)
1971	Allen (.468)	W. Davis (.309)
1972	W. Davis (.441)	Mota (.323)
1973	McMullen (.482)	Mota (.314)
1974	Wynn (.497)	Buckner (.314)
1975	Garvey (.476)	Garvey (.319)
1976	Cey (.462)	Garvey (.317)
1977	Smith (.576)	Smith (.307)
1978	Smith (.559)	Garvey (.316)
1979	Cey (.499)	Garvey (.315)
1980	Smith (.508)	Garvey (.304)
1981	Cey (.474)	Baker (.320)
1982	Guerrero (.536)	Guerrero (.304)
1983	Guerrero (.531)	Guerrero (.298)
1984	Guerrero (.462)	Guerrero (.303)
1985	Guerrero (.577)*	Guerrero (.320)
1986	Guerrero (.541)	Sax (.332)
1987	Guerrero (.539)	Guerrero (.338)
1988	Gibson (.483)	Gibson (.290)
1989	Marshall (.408)	Randolph (.282)
1990	Daniels (.531)	Murray (.330)

L.A. Record – Guerrero (.577) T. Davis (.346)

*League Leader **Major League Record †Tied for League Lead ‡All-Time Dodger Record

LOS ANGELES PITCHING LEADERS 1958-1990

Year	Games	Games Started	Complete Games
1958	Labine (52)	Podres (31)	Podres (10)
1959	Labine (56)	Drysdale (36)	Drysdale (15)
1960	Roebuck (58)	Drysdale (36)	Drysdale (15)
1961	Perranoski, Sherry (53)	Drysdale (37)	Koufax (15)
1962	Perranoski (70)*	Drysdale (41)*	Drysdale (19)
1963	Perranoski (69)*	Drysdale (42)‡	Koufax (20)
1964	R. Miller (74)*	Drysdale (40)*	Drysdale (21)
1965	Miller (61)	Drysdale (42)‡	Koufax (27)*
1966	Regan (65)	Koufax (41)	Koufax (27)*
1967	Perranoski (70)†	Osteen (39)	Osteen (14)
1968	Brewer (54)	Osteen, Singer (36)	Drysdale, Singer (12)
1969	Mikkelsen (48)	Osteen, Sutton (41)	Singer, Osteen (16)
1970	Brewer (58)	Sutton (38)	Osteen (11)
1971	Brewer (55)	Osteen (38)	Downing, Sutton (12)
1972	Brewer (51)	Osteen, Sutton (33)	Sutton (18)
1973	Brewer (56)	Messersmith, Osteen, Sutton (33)	Sutton (14)
1974	Marshall (106)‡***	Sutton (40)	Messersmith (13)
1975	Marshall (57)	Messersmith (40)*	Messersmith (19)*
1976	Hough (77)	Sutton (34)	Sutton (15)
1977	Hough (70)	Sutton (33)	John (11)
1978	Hough (55)	Sutton (34)	Sutton (12)
1979	Hough (42)	Sutton (32)	Hooton (12)
1980	Castillo (61)	Hooton (33)	Reuss (10)
1981	Howe (41)	Valenzuela (25)†	Valenzuela (11)*
1982	Howe (66)	Valenzuela, Reuss (37)	Valenzuela (18)
1983	Niedenfuier (66)	Valenzuela (35)	Valenzuela (9)
1984	Zachry (58)	Valenzuela (34)	Valenzuela (12)
1985	Niedenfuier (64)	Valenzuela (35)	Valenzuela (14)
1986	Howell (62)	Hershiser (35)	Valenzuela (20)*

LOS ANGELES PITCHING LEADERS 1958-1990(continued)

Year	Games	Games Started	Complete Games
1987	Holton (53)	Hershiser, Welch (35)	Valenzuela (12)
1988	Pena (60)	Hershiser, Leary (34)	Hershiser (15)†
1989	Howell (56)	Hershiser (33)	Belcher (10)†
1990	Crews (66)	Martinez, Morgan, Valenzuela (33)	Martinez (12)*

L.A. Record – Marshall (106) Drysdale 42 (2) Koufax 27 (2)

Year	Innings Pitched	Strikeouts	Base on Balls
1958	Drysdale (212)	Podres (143)	Koufax (105)
1959	Drysdale (271)	Drysdale (242)*	Drysdale (93)
1960	Drysdale (269)	Drysdale (246)*	Koufax (100)
1961	Koufax (256)	Koufax (269)*	Williams (108)
1962	Drysdale (314.1)*	Drysdale (232)*	Williams (98)
1963	Drysdale (315.1)	Koufax (306)*	Miller (65)
1964	Drysdale (321.1)*	Drysdale (237)	Drysdale (68)
1965	Koufax (335.2)*	Koufax (382)‡	Osteen (78)
1966	Koufax (323)*	Koufax (317)*	Koufax (77)
1967	Osteen (288)	Drysdale (196)	Singer (61)
1968	Singer (256)	Singer (227)	Singer (78)
1969	Osteen (321)	Singer (247)	Sutton (91)
1970	Sutton (260)	Sutton (201)	Foster (81)
1971	Sutton (265)	Sutton (194)	Downing (84)
1972	Sutton (273)	Sutton (207)	Osteen (69)
1973	Sutton (256.1)	Sutton (200)	Messersmith (77)
1974	Messersmith (292.1)	Messersmith (221)	Messersmith (94)
1975	Messersmith (322)*	Messersmith (213)	Messersmith (96)
1976	Sutton (267.2)	Sutton (161)	Sutton (82)
1977	Sutton (240.1)	Hooton (153)	Hough (70)
1978	Sutton (238.1)	Sutton (154)	Rau (68)
1979	Sutcliffe (242)	Sutton (146)	Sutcliffe (97)
1980	Reuss (229)	Welch (141)	Welch (79)
1981	Valenzuela (192)*	Valenzuela (180)*	Valenzuela (61)
1982	Valenzuela (285)	Valenzuela (199)	Valenzuela (83)
1983	Valenzuela (257)	Valenzuela (189)	Valenzuela (99)
1984	Valenzuela (261)†	Valenzuela (240)	Valenzuela (106)
1985	Valenzuela (272.1)	Valenzuela (208)	Valenzuela (101)
1986	Valenzuela (269.1)	Valenzuela (242)	Hershiser (86)
1987	Hershiser (264.2)	Welch (196)	Valenzuela (124)
1988	Hershiser (267)*	Leary (180)	Hershiser (73)
1989	Hershiser (256.2)	Belcher (200)	Valenzuela (98)
1990	Martinez (234.1)	Martinez (223)	Valenzuela (77)

L.A. Record – Koufax (335.2) Koufax (382) Valenzuela (124)

Year	Shutouts	Saves	Wins
1958	Podres, Williams (2)	Labine (14)	Podres (13)
1959	Craig, Drysdale (4)†	Labine (8)	Drysdale (17)
1960	Drysdale (5)	Roebuck (8)	Drysdale (15)
1961	Drysdale (3)	L. Sherry (15)	Koufax, Podres (18)
1962	Drysdale, Koufax (2)	Perranoski (19)	Drysdale (25)*
1963	Koufax (11)‡*	Perranoski (21)	Koufax (25)†
1964	Koufax (7)*	Perranoski (10)	Koufax (19)
1965	Koufax (8)	Perranoski (11)	Koufax (26)*
1966	Koufax (5)†	Regan (21)*	Koufax (27)*
1967	Osteen (5)	Perranoski (12)	Osteen (17)
1968	Drysdale (8)	Brewer (14)	Drysdale (14)
1969	Osteen (7)	Brewer (20)	Singer, Osteen (20)
1970	Osteen, Sutton (4)	Brewer (24)	Osteen (16)
1971	Downing (5)†	Brewer (22)	Downing (20)
1972	Sutton (9)*	Brewer (17)	Osteen (20)
1973	Messersmith, Osteen, Sutton (3)	Brewer (20)	Sutton (18)
1974	Sutton (5)	Marshall (21)	Messersmith (20)†
1975	Messersmith (7)*	Marshall (13)	Messersmith (19)
1976	Hooton, Sutton (4)	Hough (18)	Sutton (21)
1977	John, Sutton (3)	Hough (22)	John (20)
1978	Hooton, Rhoden, Welch (3)	Forster (22)	Hooton (19)
1979	Hooton, Rau, Reuss, Sutcliffe, Sutton (1)	Castillo (7)	Sutcliffe (17)
1980	Reuss (6)*	Howe (17)	Reuss (18)
1981	Valenzuela (8)*	Howe (8)	Valenzuela (13)
1982	Reuss, Valenzuela (4)	Howe (13)	Valenzuela (19)

LOS ANGELES PITCHING LEADERS 1958-1990 (continued)

Year	Shutouts	Saves	Wins
1983	Valenzuela (4)	Howe (18)	Valenzuela, Welch (15)
1984	Pena, Hershiser (4)†	Niefenfueller (11)	Welch (13)
1985	Hershiser, Valenzuela (5)	Niefenfueller (19)	Hershiser (19)
1986	Valenzuela, Welch (3)	Howell (12)	Valenzuela (21)*
1987	Welch (4)†	Pena, Young (11)	Hershiser (16)
1988	Hershiser (8)*	J. Howell (21)	Hershiser (23)†
1989	Belcher (8)*	J. Howell (28)‡	Belcher, Hershiser (15)
1990	Morgan (4)†	J. Howell (16)	Martinez (20)
L.A. Record – Koufax (11)		Howell (28)	Koufax (27)

Year	Losses	Percentage (15 or more Dec.)	ERA (80 or more inn.)
1958	Podres (15)	Williams (.563)	Podres (3.73)
1959	Drysdale (13)	Craig (.688)	Drysdale (3.45)
1960	Drysdale (14)	Sherry, Williams (.583)	Drysdale (2.84)
1961	Koufax (13)	Podres (.783)*	Koufax (3.52)
1962	Podres (13)	Drysdale (.735)	Koufax (2.54)*
1963	Drysdale (17)	Perranoski (.842)*	Koufax (1.88)*
1964	Drysdale (16)	Koufax (.792)*	Koufax (1.74)*
1965	Osteen (15)	Koufax (.765)*	Koufax (2.04)*
1966	Drysdale (16)	Regan (.933)‡*	Koufax (1.73)*
1967	Osteen (17)	Singer (.600)	Perranoski (2.45)
1968	Osteen (18)	Drysdale (.538)	Drysdale (2.15)
1969	Sutton (18)	Singer (.625)	Singer (2.34)
1970	Osteen (14)	Sutton (.536)	Brewer, Vance (3.13)
1971	Singer (17)	Downing (.690)	Brewer (1.89)
1972	Singer (16)	John (.688)	Sutton (2.08)
1973	Osteen (11)	John (.696)*	Sutton (2.42)
1974	Marshall (12)	John (.813)*	Marshall (2.42)
1975	Marshall, Messersmith (14)	Hooton (.720)	Messersmith (2.29)
1976	Hooton (15)	Rhoden (.800)*	Hough (2.20)
1977	Hough (12)	John (.741)	Hooton (2.62)
1978	Sutton (11)	Hooton (.655)	Welch (2.03)
1979	Sutton (15)	Sutcliffe (.630)	Hooton (2.97)
1980	Goltz (11)	Reuss (.750)	Sutton (2.21)*
1981	Goltz, Valenzuela (7)	Reuss (.714)	Hooton (2.28)
1982	Valenzuela (13)	Reuss (.621)	Howe (2.08)
1983	Welch (12)	Valenzuela (.600)	Welch (2.65)
1984	Valenzuela (17)	Pena (.667)	Pena (2.48)*
1985	Honeycutt (12)	Hershiser (.864)	Hershiser (2.03)
1986	Hershiser (14)	Valenzuela (.656)	Valenzuela (3.14)
1987	Hershiser (16)	Welch (.625)	Hershiser (3.06)
1988	Leary (11)	Hershiser (.742)	Holton (1.70)
1989	Hershiser (15)†	Hershiser (.555)	Hershiser (2.31)
1990	Morgan (15)	Martinez (.769)	Crews (2.77)
L.A. Record – Osteen, Sutton (18)		Regan (.933)	Koufax (1.73)

*League Leader **Major League Record †Tied for League Lead ‡All-Time Dodger Record

IT ONLY TAKES ONE

Mickey Hatcher is the only Dodger to hit a home run in his first World Series at-bat, doing it in Game 1 of the 1988 Fall Classic.

LIFETIME DODGER FIELDING MARKS

First Basemen	Pct.	G	PO	A	E	TC	DP	PB
Hamilton, J	—	1	0	0	0	0	0	
Hatcher, M	.988	149	899	78	11	1068	81	
Murray, E*	.993	1911	16593	1493	124	18530	1673	
Sharperson, M	1.000	8	59	3	1	63	5	
Valenzuela, F	1.000	1	2	0	0	2	0	
Second Basemen								
Griffin, A	.975	28	54	64	3	121	11	
Hamilton, J	—	1	0	0	0	0	0	
Harris, L*	.974	96	168	185	8	361	42	
Samuel, J	.955	1080	2023	2409	208	4624	495	
Sharperson, M	.965	71	93	124	8	225	26	
Smith, G	.943	9	14	19	2	35	4	
Third Basemen								
Griffin, A	1.000	4	4	3	0	7	0	
Hamilton, J	.946	356	273	547	43	863	50	
Hansen, D	.500	2	0	1	1	2	0	
Harris, L	.962	128	91	185	11	287	13	
Offerman, J	.946	27	30	40	4	74	5	
Sharperson, M	.982	20	21	34	1	56	7	
Shortstops								
Griffin, A**	.961	1684	2942	4691	313	7946	986	
Hamilton, J	1.000	6	3	5	0	8	1	
Harris, L	.846	18	11	33	8	52	3	
Offerman, J	.946	27	30	40	4	74	5	
Smith, G	.912	7	10	21	3	34	5	
Sharperson, M	.982	20	21	34	1	56	7	
Outfielders								
Butler, B	.990	1324	3423	80	34	3537	21	
Daniels, K	.978	454	816	32	17	865	5	
Gonzalez, J	.958	281	350	10	13	373	2	
Gwynn, C	1.000	77	77	2	0	79	1	
Harris, L	1.000	23	31	1	0	32	0	
Hatcher, M	.983	575	1151	46	21	1218	11	
Javier, S	1.000	87	204	2	0	206	1	
Murray, E	1.000	3	7	0	0	7	0	
Samuel, J	.965	31	79	4	3	86	0	
Strawberry, D	.979	1085	2054	58	46	2158	20	
Catchers								
Hernandez, C	1.000	10	37	2	0	39	1	1
Lyons, B	.980	185	1015	65	22	1102	5	16
Scioscia, M	.987	1172	7017	612	98	7727	81	65
Pitchers								
Belcher, T	.971	105	47	53	3	103	6	
Cook, D	.946	74	14	39	3	56	1	
Crews, T	.955	172	19	23	2	44	1	
Gott, J	.973	307	45	100	4	149	4	
Gross, K	.953	265	110	192	15	317	9	
Hamilton, J	1.000	1	0	1	0	1	0	
Hartley, M	1.000	37	5	8	1	14	1	
Hatcher, M	—	1	0	0	0	0	0	
Hershiser, O	.932	235	153	259	30	442	27	
Howell, J	.963	389	43	85	5	134	7	
Martinez, R	.987	57	28	46	1	75	0	
Morgan, M	.972	230	102	207	9	318	20	
Neidinger, J	1.000	12	8	5	0	13	0	
Ojeda, B	.960	280	91	244	14	349	20	
Valenzuela, F	.969	331	164	451	23	638	28	
Walsh, D	1.000	20	2	3	0	5	0	
Wetteland, J	.867	53	6	11	3	20	0	

* 2 Triple Plays

** 1 Triple Play

LOS ANGELES GAME LEADERS BY POSITION

1st Base:

1. Steve Garvey	1672
2. Wes Parker	1108
3. Ron Fairly	557
4. Greg Brock	447
5. Gil Hodges	427

Shortstop:

1. Bill Russell	1747
2. Maury Wills	1497
3. Dave Anderson	403
4. Alfredo Griffin	363
5. Mariano Duncan	296

Catcher:

1. John Roseboro	1199
2. Steve Yeager	1181
3. Mike Scioscia	1172
4. Joe Ferguson	496
5. Tom Haller	444

2nd Base:

1. Davey Lopes	1150
2. Steve Sax	970
3. Jim Lefebvre	613
4. Charles Neal	523
5. Jim Gilliam	405

Outfield:

1. Willie Davis	1906
2. Dusty Baker	1092
3. Willie Crawford	823
4. Ken Landreaux	769
5. Mike Marshall	764

Pitcher:

1. Don Sutton	550
2. Jim Brewer	474
3. Don Drysdale	459
4. Ron Perranoski	457
5. Charlie Hough	401

3rd Base:

1. Ron Cey	1468
2. Jim Gilliam	761
3. Pedro Guerrero	370
4. Jeff Hamilton	356
5. Jim Lefebvre	211

All-Time Dodger Leaders

1st Base – Gil Hodges	1851
2nd Base – Davey Lopes	1150
3rd Base – Ron Cey	1468
Shortstop – Pee Wee Reese	2014
Outfield – Zack Wheat	2288
Catcher – John Roseboro	1218
Pitcher – Don Sutton	550

1958-1990 HOME RUN TOTALS

Year	DODGERS			OPPONENTS		
	At Los Angeles	Away	Totals	At Los Angeles	Home	Totals
1958	92	80	172	101	72	173
1959	82	66	148	90	67	157
1960	89	37	126	97	57	154
1961	83	74	157	109	58	167
1962	47	93	140	39	76	115
1963	42	68	110	43	68	111
1964	26	53	79	38	50	88
1965	26	52	78	41	86	127
1966	43	65	108	36	48	84
1967	36	46	82	35	58	93
1968	25	42	67	24	41	65
1969	40	57	97	55	67	122
1970	34	53	87	82	82	164
1971	43	52	95	56	54	110
1972	46	52	98	37	46	83
1973	63	47	110	62	67	129
1974	68	71	139	51	61	112
1975	64	54	118	52	52	104
1976	42	49	91	48	49	97
1977	96	95	191	65	54	119
1978	78	71	149	59	48	107
1979	106	77	183	55	46	101
1980	82	66	148	58	47	105
1981	38	44	82	33	21	54
1982	57	81	138	35	46	81
1983	74	72	146	49	48	97
1984	49	53	102	40	36	76
1985	47	82	129	54	48	102
1986	57	73	130	46	69	115
1987	52	73	125	56	74	130
1988	49	50	99	38	46	84
1989	37	52	89	46	49	95
1990	54	75	129	73	64	137
Totals	1867	2075	3942	1803	1855	3658

DODGERS WITH 30 OR MORE HOME RUNS

43	Duke Snider	1956	32	Pedro Guerrero	1983
42	Duke Snider	1955	32	Reggie Smith	1977
42	Gil Hodges	1954	32	Jimmy Wynn	1974
42	Duke Snider	1953	32	Roy Campanella	1955
41	Roy Campanella	1953	32	Gil Hodges	1956
40	Gil Hodges	1951	32	Gil Hodges	1952
40	Duke Snider	1957	32	Gil Hodges	1950
40	Duke Snider	1954	31	Duke Snider	1950
35	Babe Herman	1930	31	Roy Campanella	1950
34	Dolph Camilli	1941	31	Gil Hodges	1953
33	Pedro Guerrero	1985	31	Frank Howard	1962
33	Steve Garvey	1977	30	Ron Cey	1977
33	Roy Campanella	1951	30	Dusty Baker	1977
32	Pedro Guerrero	1982			

LIFETIME N.L. HOME RUNS BY PARKS

Player	Total	Atl	Chi	Cin	Hst	LA	Mtl	NY	Phi	Pit	StL	SD	SF
Strawberry	252	16	13	13	5	5	16	123	15	19	14	8	5
Samuel	116	5	8	7	4	10	6	4	53	4	2	8	5
Daniels	81	6	3	32	3	15	3	2	3	3	2	5	4
Scioscia	57	5	2	3	5	18	3	2	4	2	1	5	7
Murray	46	0	2	2	2	16	1	2	2	1	2	8	8
Hamilton	23	1	0	0	0	14	1	0	2	2	0	2	1
Butler	18	6	0	1	1	1	0	0	0	1	1	1	6
Hatcher	12	0	1	1	1	7	1	0	0	0	0	1	1
Lyons	10	0	0	1	0	0	1	6	1	0	0	0	1
Valenzuela	8	2	0	0	3	1	0	0	0	0	1	1	0
Gonzalez	7	0	0	0	0	5	0	0	0	0	0	1	1
Gwynn	5	1	0	1	0	0	0	0	2	0	0	1	0
Harris	5	0	0	0	0	2	1	1	0	0	0	1	0
Gott	4	0	0	0	1	0	0	0	0	0	0	1	2
Gross	4	0	0	0	0	1	1	0	2	0	0	0	0
Javier	3	0	0	1	1	1	0	0	0	0	0	0	0
Sharperson	3	0	0	0	0	1	1	1	0	0	0	0	0
Griffin	2	0	0	1	0	0	1	0	0	0	0	0	0
Belcher	1	0	0	0	0	1	0	0	0	0	0	0	0
Offerman	1	0	0	0	0	1	0	0	0	0	0	0	0
Wetteland	1	0	0	0	0	0	0	0	0	0	1	0	0

All-time home run leaders at Dodger Stadium (as a Dodger): Ron Cey 121, Steve Garvey 118, Dusty Baker 77, Pedro Guerrero 72, Mike Marshall 69, Joe Ferguson 60, Willie Davis 57, Davey Lopes 50, Steve Yeager 48, Reggie Smith 42, Willie Crawford 42, Rick Monday 39, Frank Howard 37, Greg Brock 34, Jim Lefebvre 30, Jim Wynn 27, Franklin Stubbs 26, Tommy Davis 24, Wes Parker 23.

YEARLY HOME RUN LEADERS AT DODGER STADIUM

Steve Garvey set the Los Angeles Dodger record for home runs in a season at Dodger Stadium in 1979 as he hit 20. The yearly leaders:

1990 - Kal Daniels & Eddie Murray, 12	1975 - Ron Cey, 18
1989 - Jeff Hamilton, 8	1974 - Jimmy Wynn, 18
1988 - Kirk Gibson, 14	1973 - Joe Ferguson, 13
1987 - Pedro Guerrero, 12	1972 - Frank Robinson, 12
1986 - Mike Marshall, 13	1971 - Richie Allen, 11
1985 - Mike Marshall, 15	1970 - Bill Grabarkewitz, 8
1984 - Mike Marshall, 11	1969 - Andy Kosco, 10
1983 - Greg Brock, 14	1968 - Willie Davis & Ken Boyer, 4
1982 - Pedro Guerrero, 15	1967 - Al Ferrara, 9
1981 - Ron Cey, 9	1966 - Jim Lefebvre, 11
1980 - Steve Garvey & Ron Cey, 16	1965 - Lou Johnson, 6
1979 - Steve Garvey, 20	1964 - Frank Howard, 11
1978 - Steve Garvey, 18	1963 - Frank Howard, 13
1977 - Dusty Baker, 18	1962 - Tommy Davis, 14
1976 - Ron Cey, 12	

LOS ANGELES GRAND SLAM HOME RUNS

Date	Player	Opponent	Pitcher	Inning
8-23-58	Gil Hodges	Milwaukee	Bob Trowbridge	8
4-29-60	John Roseboro	San Francisco	Sam Jones	5
5-17-60	Frank Howard	at Milwaukee	Bob Buhl	8
5-31-60	Norm Sherry	St. Louis	Ronnie Kline	6
6-4-60	Wally Moon	Chicago	Seth Morehead	7
7-28-60	Frank Howard	Cincinnati	Jim O'Toole	7
7-30-60	Tommy Davis	Milwaukee	Ron Piche	7
4-29-61	Frank Howard	at Chicago	Dick Ellsworth	5
6-2-61	Tommy Davis	San Francisco	Eddie Fisher	10
7-26-61	Norm Larker	at Philadelphia	Frank Sullivan	8
8-9-61	Don Drysdale	Milwaukee	Don Nottebart	2
7-2-62	(1st G) Willie Davis	Philadelphia	Jack Hamilton	3
9-10-62	Tommy Davis	Chicago	Dick Ellsworth	3
7-4-63	Ken McMullen	St. Louis	Ernie Broglio	6
7-21-63	(2nd G) Ron Fairly	at Milwaukee	Hank Fischer	3
9-12-63	John Roseboro	at Pittsburgh	Bob Friend	1
9-9-64	Willie Davis	at San Francisco	Bob Hendley	5
7-16-68	Ron Fairly	at Cincinnati	Jim Maloney	5
9-9-68	Bill Sudakis	at St. Louis	Dick Hughes	2
4-15-69	Andy Kosco	San Diego	Johnny Podres	5
8-16-69	Maury Wills	at Montreal	Larry Jaster	5
7-22-70	Tom Haller*	Montreal	Claude Raymond	7
8-5-70	Willie Davis	Atlanta	Don Cardwell	5
7-27-71	Bill Buckner	Pittsburgh	Jim Grant	7
5-25-73	Willie Crawford	New York	Jon Matlack	5
8-5-74	Steve Yeager	Cincinnati	Don Gullett	7
9-15-74	Jim Wynn	Cincinnati	Pedro Borbon	7
4-16-75	Jim Wynn	Cincinnati	Pat Darcy	7
4-24-75	Ken McMullen*	San Diego	Dave Tomlin	6
6-18-75	Ron Cey	Houston	Tom Griffin	1
9-27-75	Steve Yeager	Houston	Ken Forsch	3
6-7-76	Ron Cey	Philadelphia	Ron Reed	1
4-24-77	Ron Cey	at Atlanta	Rick Camp	8
5-5-77	Ron Cey	New York	Tom Seaver	5
6-22-77	Steve Garvey	St. Louis	Clay Carroll	4
8-22-77	Steve Yeager	at St. Louis	John Denny	3
8-28-77	Steve Garvey	St. Louis	Clay Carroll	7
9-12-77	Dusty Baker	San Diego	Dave Freisleben	6
10-4-77	Ron Cey+	Philadelphia	Steve Carlton	7
10-5-77	Dusty Baker+	Philadelphia	Jim Lonborg	4
6-12-78	Dusty Baker	Philadelphia	Jim Lonborg	6
7-6-78	Dave Lopes	Atlanta	Craig Skok	11
7-26-78	Steve Garvey	Chicago	Dave Roberts	3
8-16-78	Reggie Smith	at Philadelphia	Jim Kaat	3
4-6-79	Joe Ferguson	San Diego	Randy Jones	1
7-24-79	Dusty Baker	Philadelphia	Warren Brusstar	6
8-10-79	Derrel Thomas	at San Francisco	Bob Knepper	2
9-2-79	Dave Lopes	Chicago	Bruce Sutter	9
9-25-79	Ron Cey	at San Francisco	Ed Halicki	2
9-28-79	Steve Garvey	Houston	Vern Ruhle	8
6-30-82	(1st G) Dusty Baker	San Diego	Juan Eichelberger	5
10-1-82	Rick Monday	at San Francisco	Fred Breining	8
5-18-83	Greg Brock	at Montreal	Bill Gullikson	5
6-23-83	Pedro Guerrero	at San Diego	Elias Sosa	4
7-23-83	Ken Landreaux	at St. Louis	Bruce Sutter	8
9-7-83	Mike Marshall	Cincinnati	Ben Hayes	10
6-13-84	Mike Marshall	San Francisco	Scott Garrelts	3
6-21-84	Steve Yeager*	at Cincinnati	Bob Ovwchinko	7
7-24-85	Greg Brock	Pittsburgh	Al Holland	6
7-26-85	Mike Marshall	Chicago	Warren Brusstar	6
8-21-85	Mike Marshall	at Philadelphia	Jerry Koosman	1
8-23-85	Pedro Guerrero	at Montreal	Tim Burke	6
8-23-85	Mariano Duncan	at Montreal	Gary Lucas	7
9-10-85	(2nd G) Greg Brock	at Atlanta	Steve Shields	7
5-7-86	Steve Sax	at Chicago	Jay Baller	7
8-1-86	Greg Brock	Cincinnati	Mario Soto	1
8-2-86	Enos Cabell	Cincinnati	John Franco	8
8-3-87	Mike Marshall	at Cincinnati	Ted Power	3
4-23-88	Mike Marshall	at San Francisco	Don Robinson	9
7-6-88	Franklin Stubbs	St. Louis	Todd Worrell	8
4-10-89	Eddie Murray	at San Francisco	Mike LaCoss	9
5-19-89	Jeff Hamilton	at Montreal	Kevin Gross	7
6-4-89	Mike Scioscia	at Houston	Bob Forsch	1

LOS ANGELES GRAND SLAM HOME RUNS (continued)

Date	Player	Opponent	Pitcher	Inning
8-8-89	Mike Scioscia	Atlanta	John Smoltz	2
5-19-90	Kal Daniels	Philadelphia	Don Carman	4
8-29-90	Chris Gwynn	at Philadelphia	Darrel Akerfelds	6
9-4-90	Kal Daniels	Houston	Mark Portugal	2
9-14-90	Kal Daniels	at Cincinnati	Tim Laryana	6

* Pinch-hit. = National League Playoffs

All-time Dodger grand slam leaders: Gil Hodges: 14; Carl Furillo 8; Roy Campanella 6; Mike Marshall 6; Poe Woe Reese 6; Ron Cey 5; Duke Snider 5; Dusty Baker 4; Greg Brock 4; Steve Garvey 4; Steve Yeager 4; Kal Daniels 3; Tommy Davis 3; Willie Davis 3; Frank Howard 3. Los Angeles All-time Leaders - Mike Marshall 6; Ron Cey 5.

INSIDE-THE-PARK HOME RUNS

The Dodgers have a total of 28 inside-the-park home runs in Los Angeles history. The list:

Date	Player	Club
Apr. 22, 1959	Don Demeter	San Francisco
Apr. 30, 1959	Duke Snider	at Philadelphia
June 4, 1960	Wally Moon	Chicago
Aug. 16, 1960	Wally Moon	at Chicago
May 5, 1962	Doug Camilli	at Pittsburgh
May 25, 1962	Larry Burright	New York
May 30, 1962*	Maury Wills	at New York
Aug. 19, 1962	Willie Davis	at Cincinnati
May 3, 1964	Willie Davis	San Francisco
May 5, 1965	Ron Fairly	at Cincinnati
Aug. 20, 1965*	Bob Bailey	at Pittsburgh
May 29, 1966	Jim Lefebvre	New York
June 7, 1966	Al Ferrara	at Chicago
June 30, 1967	Wes Parker	at Houston
July 1, 1969	Manny Mota	Houston
July 16, 1969	Willie Davis	at Houston
July 9, 1970	Willie Davis	at Houston
June 11, 1972	Manny Mota	Pittsburgh
June 11, 1972	Willie Davis	Pittsburgh
July 26, 1978	Davey Lopes	Chicago
Aug. 3, 1978	Lee Lacy	at San Francisco
July 19, 1979	Joe Ferguson	Montreal
July 23, 1979	Davey Lopes	New York
July 6, 1985	Ken Landreaux	at St. Louis
June 9, 1986	Mariano Duncan	Cincinnati
June 6, 1987	John Shelby	at Cincinnati
May 2, 1988	Steve Sax	Pittsburgh
June 5, 1989**	Kirk Gibson	at Atlanta

* First game of doubleheader ** Second game of doubleheader

DODGER 20-GAME WINNERS (since 1900)

Wins	Pitcher	Year	Wins	Pitcher	Year
29	Joseph McGinnity	1900	22	Preacher Roe	1951
28	Dazzy Vance	1924	21	Henry Schmidt	1903
27	Don Newcombe	1956	21	Walter Reuther	1922
27	Sandy Koufax	1966	21	Burleigh Grimes	1923
26	Sandy Koufax	1965	21	Ralph Branca	1947
25	William Donovan	1901	21	Don Sutton	1976
25	Jeff Pfeffer	1916	21	Fernando Valenzuela	1986
25	Don Drysdale	1962	20	W. William Clark	1932
25	Sandy Koufax	1963	20	Luke Hamlin	1939
23	Jeff Pfeffer	1914	20	Don Newcombe	1951
23	Burleigh Grimes	1920	20	Carl Erskine	1953
23	Don Drysdale	1965	20	Don Newcombe	1955
23	Orel Hershiser	1988	20	Claude Osteen	1969
22	William Kennedy	1900	20	Bill Singer	1969
22	Nap Rucker	1911	20	Al Downing	1971
22	Burleigh Grimes	1921	20	Claude Osteen	1972
22	Burleigh Grimes	1924	20	Andy Messersmith	1974
22	Dazzy Vance	1925	20	Tommy John	1977
22	Dazzy Vance	1928	20	Ramon Martinez	1990
22	W. Kirby Higbe	1941			
22	J. Whitlow Wyatt	1941			

DODGER RELIEF ARTISTS & SAVES

In the history of Dodger baseball, relief pitching has been an integral part of the team's great success. Many fine Dodger moundsmen have come out of the bullpen. Jay Howell holds the club's all-time single season mark for saves with 28 in 1989 while Steve Howe (17 in 1980) and Joe Black (15 in 1952) hold the top two rookie marks. In all, 15 Dodger pitchers have recorded 15 or more saves in a season. Here are the top Dodger save leaders:

Pitcher	Saves	Year	Pitcher	Saves	Year
Jay Howell	28	1989	Tom Niedenfuer	19	1985
Jim Hughes	24	1954	Hugh Casey	18	1947
Jim Brewer	24	1970	Charlie Hough	18	1976
Jim Brewer	22	1971	Steve Howe	18	1983
Charlie Hough	22	1977	Clem Labine	17	1957
Terry Forster	22	1978	Ron Perranoski	17	1965
Ron Perranoski	21	1963	Jim Brewer	17	1972
Phil Regan	21	1966	Steve Howe	17	1980
Mike Marshall	21	1974	Ron Perranoski	16	1967
Jay Howell	21	1988	Jay Howell	16	1990
Ron Perranoski	20	1962	Jack Quinn	15	1931
Jim Brewer	20	1969	Joe Black	15	1952
Jim Brewer	20	1973	Larry Sherry	15	1961
Clem Labine	19	1956			

LOS ANGELES NO-HITTERS

Date	Pitcher	Club	Score
June 30, 1962	Sandy Koufax	New York	5-0
May 11, 1963	Sandy Koufax	San Francisco	8-0
June 4, 1964	Sandy Koufax	at Philadelphia	3-0
Sept. 9, 1965	Sandy Koufax	Chicago	1-0*
July 20, 1970	Bill Singer	Philadelphia	5-0
June 27, 1980	Jerry Reuss	at San Francisco	8-0
June 29, 1990	Fernando Valenzuela	St. Louis	6-0

* Perfect Game

Last no-hitter vs. Dodgers: Sept. 16, 1988, by Tom Browning of Cincinnati Reds at Cincinnati, 1-0* (was a perfect game)

BROOKLYN NO-HITTERS

Date	Pitcher	Club	Score
June 22, 1891	Thomas Lovett	New York	6-0
June 2, 1894	Edward F. Stein	Chicago	1-0 (6 inns)
July 20, 1906	Malcolm Eason	at St. Louis	2-0
Sept. 5, 1908 (2nd game)	Nap Rucker	Boston	6-0
Sept. 13, 1925 (1st game)	Dazzy Vance	Philadelphia	10-1
August 27, 1937	Fred M. Frankhouse	Cincinnati	5-0 (7.2 inns)
April 30, 1940	James (Tex) Carleton	at Cincinnati	3-0
April 23, 1946	Edward Head	Boston	5-0
September 9, 1948	Rex Barney	at New York	2-0
June 19, 1952	Carl Erskine	Chicago	5-0
May 12, 1956	Carl Erskine	New York	3-0
September 25, 1956	Sal Maglie	Philadelphia	5-0

LOS ANGELES ONE-HITTERS

Date	Pitcher	Club	Score	Hit by
May 23, 1960	Sandy Koufax	at Pittsburgh	1-0	Daniels, single in 2nd
Aug. 4, 1963	J. Podres - L. Sherry	at Houston	4-0	Temple, single in 9th
May 25, 1965	Don Drysdale	St. Louis	2-0	Flood, single in 1st
June 17, 1965	Claude Osteen	San Francisco	3-0	Hiatt, single in 2nd
June 20, 1965	Sandy Koufax	New York	2-1	Hickman, homer in 5th
Aug. 4, 1968	Mike Kekich	New York	2-0	Swoboda, single in 7th
May 1, 1969	Don Sutton	at San Francisco	5-0	Davenport, double in 8th
June 19, 1971	Don Sutton	Houston	4-0	Wynn, double in 6th
May 9, 1974	Don Sutton	at San Diego	6-0	Grubb, single in 2nd
May 15, 1975	Don Sutton	Cincinnati	3-1	Bench, homer in 7th
Aug. 18, 1977	Don Sutton	San Francisco	7-0	Hill, single in 8th
May 11, 1979	Doug Rau	Montreal	7-0	Speier, single in 8th
May 29, 1980	Bob Welch	Atlanta	3-0	Blanks, single in 4th
April 21, 1982	Jerry Reuss	Houston	6-0	A. Howe, double in 1st
April 29, 1982	Burt Hooton	Philadelphia	4-0	DeJesus, single in 4th

LOS ANGELES ONE-HITTERS (continued)

Date	Pitcher	Club	Score	Hit by
June 11, 1982	Jerry Reuss	Cincinnati	11-1	E. Milner, double in 1st
June 1, 1983	Bob Welch	Philadelphia	1-0	Hayes, single in 4th
April 27, 1984	Rick Honeycutt	at San Diego	1-0	Salazar, single in 4th
April 26, 1985	Orel Hershiser	San Diego	2-0	Gwynn, single in 4th
July 23, 1985	Orel Hershiser	Pittsburgh	6-0	Thompson, single in 2nd
Aug. 2, 1986	A. Pena - T. Niedenfuer	Cincinnati	7-1	Milner, homer in 6th
Oct. 1, 1987	Bob Welch	San Francisco	7-0	Aldrete, single in 6th
May 25, 1988	Tim Leary	at Philadelphia	4-0	Daulton, single in 3rd
July 21, 1990	Tim Belcher	at Pittsburgh	6-0	Bell, single in 4th

Last combined one-hitter vs. Dodgers - May 1, 1988 vs. St. Louis by John Tudor and Scott Terry, 9-0, (Gibson singled in 7th).

TWO-HITTERS BY ACTIVE DODGER PITCHERS

Date	Pitcher	Club	Score	Hits by
Aug. 20, 1982	Valenzuela	at Pittsburgh	1-0	Berra-Ray
May 28, 1983	Valenzuela	San Francisco	5-0	Lemaster-R. Martin
July 14, 1984	Hershiser	at Chicago	8-0	Johnstone-Dernier
July 19, 1984	Hershiser	at St. Louis	10-0	L. Smith-Pendleton
July 29, 1984	Hershiser	Cincinnati	1-0	Esasky-Redus
April 18, 1985	Valenzuela	at San Diego	5-0	Gwynn-Bevacqua
April 21, 1985	Hershiser	at San Diego	2-0	Gwynn-Martinez
April 28, 1985	Valenzuela	San Diego	0-1	Nettles-Gwynn
May 20, 1986	Valenzuela	Montreal	4-0	Webster-Wohlford
May 24, 1986	Valenzuela	Philadelphia	6-0	Hayes, 2
Sept. 22, 1986	Valenzuela	at Houston	9-2	Lopes-Garner
June 29, 1988	Hershiser	at Houston	2-0	Biggio-Hatcher
May 14, 1989	Hershiser	at Philadelphia	9-0	Jordan-Jeltz
Aug. 12, 1989	Valenzuela	at San Francisco	5-1	Williams-Manwaring
July 30, 1990	Morgan	Cincinnati	4-1	Larkin-O'Neill

THE DODGERS' 100 RBI CLUB

1983	Pedro Guerrero	103	1950	Gil Hodges	113
1982	Pedro Guerrero	100		Duke Snider	107
1980	Steve Garvey	106		Carl Furillo	106
1979	Steve Garvey	110	1949	Jackie Robinson	124
1978	Steve Garvey	113		Gil Hodges	115
1977	Steve Garvey	115		Carl Furillo	106
	Ron Cey	110	1946	Dixie Walker	116
1975	Ron Cey	101	1945	Dixie Walker	124
1974	Steve Garvey	111		Luis Olmo	110
	Jimmy Wynn	108	1943	Babe Herman	100
1970	Wes Parker	111	1942	Dolph Camilli	109
1962	Tommy Davis	153	1941	Dolph Camilli	120
	Frank Howard	119	1939	Dolph Camilli	104
1956	Duke Snider	101	1938	Dolph Camilli	100
1955	Duke Snider	136	1934	Sam Leslie	102
	Roy Campanella	107	1932	Hack Wilson	123
	Gil Hodges	102	1930	Babe Herman	130
1954	Gil Hodges	130		Glenn Wright	126
	Duke Snider	130		Del Bissonette	113
1953	Roy Campanella	142	1929	Babe Herman	113
	Duke Snider	126	1928	Del Bissonette	106
	Gil Hodges	122	1925	Jack Fournier	130
1952	Gil Hodges	102		Zack Wheat	103
1951	Roy Campanella	108	1924	Jack Fournier	116
	Gil Hodges	103	1923	Jack Fournier	102
	Duke Snider	101	1922	Zack Wheat	112

DODGERS' BIG RBI MONTHS 1958-1990

41 - Frank Howard	August, 1962	26 - Willie Davis	August, 1972
37 - Mike Marshall	Sept.-Oct., 1985	26 - Joe Ferguson	May, 1973
33 - Tommy Davis	June, 1962	26 - Dusty Baker	August, 1979
31 - Kal Daniels	September, 1990	26 - Dusty Baker	June, 1980
30 - Ron Fairly	July, 1964	26 - Pedro Guerrero	June, 1985
30 - Steve Garvey	June, 1977	25 - Tommy Davis	July, 1962
29 - Ron Cey	April, 1977	25 - Steve Garvey	May, 1974
27 - Wes Parker	May, 1972		

THE DODGERS' 200-HIT CLUB

Steve Garvey had six 200-hit seasons to lead all Dodgers and only seven players in Major League history have had more than five seasons of 200 hits. Pete Rose holds the record with 10 seasons of 200 or more hits. The Dodgers' 200-hit club:

Year	Player	Hits	Year	Player	Hits
1900	Willie Keeler	204	1932	Lefty O'Doul	219
1901	Willie Keeler	202	1949	Jackie Robinson	203
1921	Jim Johnston	203	1962	Tommy Davis	230
1922	Zack Wheat	201		Maury Wills	208
1923	Jim Johnston	203	1974	Steve Garvey	200
1924	Zack Wheat	212	1975	Steve Garvey	210
1925	Milt Stock	202	1976	Steve Garvey	200
1929	Babe Herman	217	1978	Steve Garvey	202
	John Frederick	206	1979	Steve Garvey	204
1930	Babe Herman	241	1980	Steve Garvey	200
	John Frederick	206	1986	Steve Sax	210

LONGEST LIFETIME LOS ANGELES DODGERS HITTING STREAKS

All-Time Dodger Record: 31 games, Willie Davis - 1969.

Year	Player	Games	Year	Player	Games
1969	Willie Davis	31	1985	Bill Madlock	18
1986	Steve Sax	25	1979	Davey Lopes	18
1971	Willie Davis	25	1968	Bill Sudakis	18
1988	John Shelby	24	1962	Tommy Davis	18
1978	Steve Garvey	21	1977	Ron Cey	17
1978	Steve Garvey	20	1974	Bill Buckner	17
1965	Maury Wills	20	1965	Willie Davis	17
1964	Tommy Davis	20	1963	Maury Wills	17
1960	Tommy Davis	20	1959	Wally Moon	17
1982	Pedro Guerrero	19			

HITTING FOR THE CYCLE

Babe Herman holds the Dodger record and is tied for the Major League record for most times hitting for the cycle - three. Herman did it in 1931 (twice) for the Dodgers and in 1933 for the Chicago Cubs. Bob Meusel (1921-22-28) and John Reilly (1883 (2) & 1890) also did it three times to share the Major League mark. Dodgers who have hit for the cycle:

Player	Date	Player	Date
Tom P. Burns	Aug. 1, 1890 (2g)	Dixie Walker	Sept. 2, 1944
James Johnston	May 25, 1922 (1g)	Jackie Robinson	Aug. 29, 1948 (1g)
Babe Herman	May 18, 1931	Gil Hodges	June 25, 1949
Babe Herman	July 24, 1931	Wes Parker	May 7, 1970

LOS ANGELES PINCH-HITTING LEADERS

Manny Mota and Ed Goodson hold the Los Angeles Dodger record for pinch hits in a season at 15. Mota did it in 1974 and 1979 and Goodson accomplished it in 1976. The yearly Dodger pinch-hitting leader:

Year	Player	Pinch-Hits	Year	Player	Pinch-Hits
1958	Elmer Valo	9	1975	Manny Mota, Leron Lee	10
1959	Norm Larker	8	1976	Ed Goodson	15
1960	Chuck Essegian	8	1977	Manny Mota	14
1961	Frank Howard	9	1978	Lee Lacy	13
1962	Lee Walls	13	1979	Manny Mota	15
1963	Lee Walls, Wally Moon	7	1980	Pedro Guerrero,	11
1964	Wally Moon	7		Jay Johnstone, Gary Thomasson	
1965	Wally Moon	5	1981	Jay Johnstone	11
1966	Tommy Davis, Al Ferrara	5	1982	Ron Roenicke	13
1967	Wes Parker, Lou Johnson	5	1983	Jose Morales	12
	John Roseboro, Jimmy Campanis		1984	Candy Maldonado	9
	Len Gabrielson, Al Ferrara		1985	Terry Whitfield	14
1968	Jim Fairey	8	1986	Bill Russell	10
1969	Len Gabrielson	13	1987	Ken Landreaux	10
1970	Len Gabrielson	8	1988	Mickey Hatcher	12
1971	Willie Crawford	8	1989	Lenny Harris, Mickey Hatcher,	
1972	Manny Mota	10		Franklin Stubbs	6
1973	Steve Garvey	12	1990	Mickey Hatcher	14
1974	Manny Mota	15			

LOS ANGELES OPENERS

Season Openers, 1958-1990	Starter	Result	Attendance
1958 April 15, at San Francisco	Drysdale	Dodgers lost, 8-0	23,448
1959 April 11, at Chicago	Drysdale	Dodgers lost, 6-1	12,288
1960 April 12, Chicago at L.A.	Drysdale	Dodgers won, 3-2 (11 inn)	67,550
1961 April 11, Philadelphia at L.A.	Drysdale	Dodgers won, 6-2	50,927
1962 April 10, Cincinnati at L.A.	Podres	Dodgers lost, 6-3	52,564
1963 April 9, at Chicago	Drysdale	Dodgers won, 5-1	18,589
1964 April 14, St. Louis at L.A.	Koufax	Dodgers won, 4-0	50,451
1965 April 12, at New York	Drysdale	Dodgers won, 6-1	37,999
1966 April 12, Houston at L.A.	Osteen	Dodgers won, 3-2	34,520
1967 April 10, at Cincinnati	Miller	Dodgers lost, 6-1	28,422
1968 April 10, Philadelphia at L.A.	Osteen	Dodgers won, 2-0	28,138
1969 April 7, at Cincinnati	Drysdale	Dodgers won, 3-2	30,111
1970 April 7, Cincinnati at L.A.	Osteen	Dodgers lost, 4-0	30,457
1971 April 5, at Houston	Singer	Dodgers lost, 5-2	22,421
1972 April 15, at Cincinnati	Sutton	Dodgers won, 3-1	37,895
1973 April 6, at San Diego	Sutton	Dodgers lost, 4-2	32,019
1974 April 5, San Diego at L.A.	Sutton	Dodgers won, 8-0	31,566
1975 April 7, at Cincinnati	Sutton	Dodgers lost, 2-1 (14 inn)	52,526
1976 April 9, at San Francisco	Sutton	Dodgers lost, 4-2	37,261
1977 April 7, San Francisco at L.A.	Sutton	Dodgers won, 5-1	51,022
1978 April 7, at Atlanta	Sutton	Dodgers won, 13-4	42,866
1979 April 5, San Diego at L.A.	Hooton	Dodgers lost, 4-3	46,536
1980 April 10, at Houston	Hooton	Dodgers lost, 3-2	33,270
1981 April 9, Houston at L.A.	Valenzuela	Dodgers won, 2-0	50,511
1982 April 6, San Francisco at L.A.	Reuss	Dodgers won, 4-3	49,662
1983 April 5, at Houston	Valenzuela	Dodgers won, 16-7	27,343
1984 April 3, St. Louis at L.A.	Valenzuela	Dodgers lost, 11-7	50,103
1985 April 9, at Houston	Valenzuela	Dodgers lost, 2-1	42,876
1986 April 7, San Diego at L.A.	Valenzuela	Dodgers won, 2-1	49,444
1987 April 6, at Houston	Hershiser	Dodgers lost, 4-3	44,585
1988 April 4, San Francisco at L.A.	Valenzuela	Dodgers lost, 5-1	48,484
1989 April 3, at Cincinnati	Belcher	Dodgers lost, 6-4	55,385
1990 April 9, San Diego at L.A.	Hershiser	Dodgers won, 4-2	48,686

* Dodgers are 17-16 in season openers since moving to L.A. in 1958.

HOME OPENERS SINCE 1958 (other than season Opening Day)

1958	April 18	San Francisco at L.A.	Erskine	Dodgers won, 6-5	78,762
1959	April 14	St. Louis at L.A.	Podres	Dodgers lost, 6-2	61,552
1963	April 16	Chicago at L.A.	Podres	Dodgers lost, 2-1	33,758
1965	April 20	New York at L.A.	Osteen	Dodgers lost, 3-2	36,161
1967	April 18	Cincinnati at L.A.	Osteen	Dodgers won, 7-2	17,947
1969	April 15	San Diego at L.A.	Osteen	Dodgers won, 14-0	22,200
1971	April 9	San Diego at L.A.	Singer	Dodgers lost, 6-3	31,413
1972	April 21	San Diego at L.A.	Downing	Dodgers won, 12-2	30,320
1973	April 11	Cincinnati at L.A.	Sutton	Dodgers lost, 4-1	24,755
1975	April 14	Cincinnati at L.A.	Rau	Dodgers won, 5-2	45,502
1976	April 13	San Diego at L.A.	Hooton	Dodgers lost, 8-5	52,703
1978	April 14	Atlanta at L.A.	John	Dodgers won, 5-1	38,397
1980	April 17	Houston at L.A.	Sutton	Dodgers won, 6-4	45,476
1983	April 8	Montreal at L.A.	Hooton	Dodgers lost, 8-3	45,369
1985	April 12	San Francisco at L.A.	Honeycutt	Dodgers lost, 4-1	46,910
1987	April 9	San Francisco at L.A.	Welch	Dodgers lost, 8-1	46,289
1989	April 13	Houston at L.A.	Belcher	Dodgers lost, 4-2	47,136

*Dodgers are 18-15 in home openers since moving to L.A. in 1958. Dodgers are 15-14 in home openers at Dodger Stadium.

1958-1990 LOS ANGELES OPENING DAY LINEUPS

1958		1962		1966		1970		1974	
Cimoli	CF	Wills	SS	Wills	SS	Wills	SS	Lopes	2B
Reese	SS	Gilliam	2B	Parker	1B	Buckner	LF	Buckner	1B
Snider	LF	Moon	LF	W. Davis	CF	W. Davis	CF	Wynn	CF
Hodges	1B	Snider	RF	Fairly	RF	Crawford	RF	Ferguson	C
Neal	2B	Roseboro	C	Lefebvre	3B	Parker	1B	Crawford	RF
Gray	3B	Fairly	1B	Johnson	LF	Garvey	3B	Cey	3B
Furillo	RF	Spencer	3B	Roseboro	C	Haller	C	Joshua	LF
Walker	C	W. Davis	CF	Oliver	2B	Sizemore	2B	Russell	SS
Drysdale	P	Podres	P	Osteen	P	Osteen	P	Sutton	P
1959		1963		1967		1971		1975	
Fairly	RF	Wills	SS	Parker	CF	Wills	SS	Lopes	2B
Moon	LF	Oliver	2B	Hunt	2B	Buckner	RF	Buckner	LF
Roseboro	C	W. Davis	CF	Johnson	RF	W. Davis	CF	Wynn	CF
Snider	CF	T. Davis	LF	Fairly	1B	Parker	1B	Ferguson	RF
Neal	2B	Skowron	1B	Lefebvre	3B	Allen	LF	Garvey	1B
Hodges	1B	Roseboro	C	Roseboro	C	Sims	C	Cey	3B
Zimmer	SS	Fairly	RF	Bailey	LF	Garvey	3B	Yeager	C
Baxes	3B	McMullen	3B	Michael	SS	Russell	2B	Russell	SS
Drysdale	P	Drysdale	P	Miller	P	Singer	P	Sutton	P
1960		1964		1968		1972		1976	
Gilliam	3B	Wills	SS	W. Davis	CF	Wills	SS	Buckner	LF
Neal	2B	Gilliam	2B	Versalles	SS	Buckner	1B	Sizemore	2B
Moon	LF	W. Davis	CF	Parker	1B	W. Davis	CF	Baker	CF
Snider	RF	T. Davis	LF	Ferrara	LF	Robinson	RF	Garvey	1B
Hodges	1B	Fairly	1B	Bailey	3B	Lefebvre	2B	Cey	3B
Roseboro	C	Howard	RF	Fairly	RF	Crawford	LF	Ferguson	RF
Demeter	CF	Roseboro	C	Popovich	2B	Sims	C	Yeager	C
Wills	SS	Werhas	3B	Haller	C	Grabarkewitz	3B	Russell	SS
Drysdale	P	Koufax	P	Osteen	P	Sutton	P	Sutton	P
1961		1965		1969		1973		1977	
Wills	SS	Wills	SS	Crawford	CF	Lacy	2B	Lopes	2B
W. Davis	CF	Parker	1B	Gabrielson	RF	Mota	LF	Russell	SS
T. Davis	3B	W. Davis	CF	Sudakis	3B	Buckner	1B	Smith	RF
Snider	RF	T. Davis	LF	Fairly	1B	W. Davis	CF	Cey	3B
Moon	LF	Roseboro	C	Kosco	LF	Crawford	RF	Garvey	1B
Larker	1B	Lefebvre	2B	Haller	C	Ferguson	C	Monday	CF
Neal	2B	Fairly	RF	Lefebvre	2B	McMullen	3B	Baker	LF
Roseboro	C	Kennedy	3B	Sizemore	SS	Russell	SS	Yeager	C
Drysdale	P	Drysdale	P	Drysdale	P	Sutton	P	Sutton	P

1958-1990 LOS ANGELES OPENING DAY LINEUPS (continued)

1978		1981		1984		1987		1989	
Lopes	2B	Lopes	2B	Sax	2B	Sax	2B	Randolph	2B
Russell	SS	Landreaux	CF	Russell	SS	Duncan	SS	Griffin	SS
Smith	RF	Baker	LF	Landreaux	CF	Madlock	3B	Gibson	LF
Cey	3B	Garvey	1B	Guerrero	1B	Marshall	RF	Murray	1B
Garvey	1B	Cey	3B	Marshall	LF	Stubbs	1B	Marshall	RF
Baker	LF	Guerrero	RF	Maldonado	RF	Landreaux	LF	Shelby	CF
Monday	CF	Scioscia	C	Rivera	3B	Scioscia	C	Hamilton	3B
Yeager	C	Russell	SS	Scioscia	C	Ramsey	CF	Scioscia	C
Sutton	P	Valenzuela	P	Valenzuela	P	Hershiser	P	Belcher	P
1979		1982		1985		1988		1990	
Lopes	2B	Sax	2B	Duncan	2B	Sax	2B	Samuel	CF
Russell	SS	Landreaux	CF	Landreaux	CF	Griffin	SS	Randolph	2B
Smith	RF	Baker	LF	Oliver	LF	Gibson	LF	Brooks	RF
Garvey	1B	Garvey	1B	Guerrero	3B	Guerrero	3B	Murray	1B
Cey	3B	Cey	3B	Marshall	RF	Marshall	1B	Daniels	LF
Baker	LF	Guerrero	RF	Scioscia	C	Shelby	CF	Hamilton	3B
Monday	CF	Yeager	C	Bream	1B	Davis	RF	Scioscia	C
Yeager	C	Russell	SS	Anderson	SS	Scioscia	C	Griffin	SS
Hooton	P	Reuss	P	Valenzuela	P	Valenzuela	P	Hershiser	P
1980		1983		1986					
Lopes	2B	Sax	2B	Duncan	SS				
Law	CF	Landreaux	CF	Landreaux	CF				
Smith	RF	Baker	LF	Madlock	3B				
Garvey	1B	Guerrero	3B	Brock	1B				
Baker	LF	Brock	1B	Marshall	RF				
Cey	3B	Marshall	RF	Stubbs	LF				
Thomas	SS	Russell	SS	Scioscia	C				
Yeager	C	Yeager	C	Sax	2B				
Hooton	P	Valenzuela	P	Valenzuela	P				

LONGEST GAMES IN DODGER HISTORY (18 or more Innings)

Innings	Date	Location	Result
26*	May 1, 1920	Boston	Brooklyn 1, Boston 1
23	June 27, 1939	Boston	Brooklyn 2, Boston 2
22	Aug. 22, 1917	Brooklyn	Brooklyn 6, Pittsburgh 5
22	June 3, 1989	Houston	Houston 5, Los Angeles 4
22	Aug. 23, 1989	Montreal	Los Angeles 1, Montreal 0
21	Aug. 17, 1982	Chicago	Los Angeles 2, Chicago 1
20	April 30, 1919	Philadelphia	Brooklyn 9, Philadelphia 9
20	July 5, 1940	Boston	Brooklyn 6, Boston 2
19	June 17, 1915	Chicago	Chicago 4, Brooklyn 2
19	May 3, 1920	Boston	Boston 2, Brooklyn 1
19	May 17, 1939	Chicago	Brooklyn 9, Chicago 9
19**	Sept. 11, 1946	Brooklyn	Cincinnati 0, Brooklyn 0
19	Aug. 8, 1972	Cincinnati	Cincinnati 2, Los Angeles 1
19	May 24, 1973	Los Angeles	New York 7, Los Angeles 3
18	Aug. 17, 1902	Brooklyn	Brooklyn 7, St. Louis 7
18	June 1, 1919	Brooklyn	Philadelphia 10, Brooklyn 9
18	Sept. 6, 1984	Los Angeles	Atlanta 3, Los Angeles 2

*Longest game in Major League history

**Longest 0-0 game in Major League history

PFEFFER HURLS THREE TWO-HITTERS

Jeff Pfeffer pitched three two-hitters within a month in 1916: (May 23 vs. Pittsburgh, June 13 vs. St. Louis and June 22 vs. Philadelphia).

LONGEST GAMES IN DODGER HISTORY (Time)

Time	Innings	Date	Location	Result
7:14*	22	June 3, 1989	Houston	Houston 5, Los Angeles 4
6:14	22	Aug. 23, 1989	Montreal	Los Angeles 1, Montreal 0
6:10	21	Aug. 17, 1982	Chicago	Los Angeles 2, Chicago 1
5:45	16	Sept. 28, 1986	San Francisco	San Francisco 6, Los Angeles 5
5:42	19	May 24, 1973	Los Angeles	New York 7, Los Angeles 3
5:35	17	April 12, 1980	Houston	Los Angeles 6, Houston 5
5:20	16	Sept. 13, 1982	Los Angeles	Los Angeles 4, San Diego 3
5:19	20	July 5, 1940	Boston	Brooklyn 6, Boston 2
5:16	16	Sept. 6, 1987	Los Angeles	Los Angeles 3, New York 2
5:15	23	June 23, 1939	Boston	Brooklyn 2, Boston 2
5:03	12	July 27, 1990	Los Angeles	Los Angeles 5, Atlanta 4
5:02	15	May 14, 1978	Los Angeles	Chicago 10, Los Angeles 7
5:02	18	Sept. 6, 1984	Los Angeles	Atlanta 3, Los Angeles 2
4:58	14	Sept. 8, 1985	Los Angeles	New York 4, Los Angeles 3
4:50	11	May 19, 1990	Los Angeles	Philadelphia 15, Los Angeles 12
4:41	19	May 17, 1939	Chicago	Brooklyn 9, Chicago 9
4:41	14	June 21, 1986	Los Angeles	San Diego 8, Los Angeles 7
4:40	19	Sept. 11, 1946	Brooklyn	Cincinnati 0, Brooklyn 0
4:37	14	July 2, 1975	Los Angeles	Los Angeles 6, San Diego 5
4:36	13	June 15, 1990	Los Angeles	Los Angeles 6, San Diego 5
4:33	14	Aug. 25, 1990	Los Angeles	Los Angeles 3, New York 2
4:29	15	July 13, 1990	San Diego	San Diego 4, Los Angeles 3
4:27	15	May 17, 1983	Montreal	Montreal 3, Los Angeles 2
4:27	14	May 10, 1988	Chicago	Los Angeles 6, Chicago 5
4:18**	9	Oct. 2, 1962	Los Angeles	San Francisco 8, Los Angeles 7
4:17	19	Aug. 8, 1972	Cincinnati	Cincinnati 2, Los Angeles 1
4:15	22	Aug. 22, 1917	Brooklyn	Brooklyn 6, Pittsburgh 5

*Longest night game in National League history

**Longest nine inning game in Major League history

DIVISION SERIES RESULTS

Year	Game	Date	Site	Score	Winner	Losers	Attendance
1981	1	10-6	Hst.	Astros 3, Dodgers 1	Ryan	Stewart	44,836
	2	10-7	Hst.	Astros 1, Dodgers 0 (11)	Sambito	Stewart	42,398
	3	10-9	L.A.	Dodgers 6, Astros 1	Hooton	Knapper	46,820
	4	10-10	L.A.	Dodgers 2, Astros 1	Valenzuela	Ruhle	55,983
	5	10-11	L.A.	Dodgers 4, Astros 0	Reuss	Ryan	55,979

CHAMPIONSHIP SERIES RESULTS

Year	Game	Date	Site	Score	Winner	Losers	Attendance
1974	1	10-5	Pitt.	Dodgers 3, Pirates 0	Sutton	Reuss	40,638
	2	10-6	Pitt.	Dodgers 5, Pirates 2	Messersmith	Giusti	49,247
	3	10-8	L.A.	Pirates 7, Dodgers 0	Kison	Rau	55,953
	4	10-9	L.A.	Dodgers 12, Pirates 1	Sutton	Reuss	54,424
1977	1	10-4	L.A.	Phillies 7, Dodgers 5	Garber	Sosa	55,968
	2	10-5	L.A.	Dodgers 7, Phillies 1	Sutton	Lonborg	55,973
	3	10-7	Phil.	Dodgers 6, Phillies 5	Rautzhan	Garber	63,719
	4	10-8	Phil.	Dodgers 4, Phillies 1	John	Carlton	64,924
1978	1	10-4	Phil.	Dodgers 9, Phillies 5	Welch	Christenson	63,460
	2	10-5	Phil.	Dodgers 4, Phillies 0	John	Ruthven	60,642
	3	10-6	L.A.	Phillies 9, Dodgers 4	Carlton	Sutton	55,043
	4	10-7	L.A.	Dodgers 4, Phillies 3 (10)	Forster	McGraw	55,124
1981	1	10-13	L.A.	Dodgers 5, Expos 1	Hooton	Gullickson	51,273
	2	10-14	L.A.	Expos 3, Dodgers 0	Burris	Valenzuela	53,463
	3	10-16	Mil	Expos 4, Dodgers 1	Rogers	Reuss	54,372
	4	10-17	Mil	Dodgers 7, Expos 1	Hooton	Gullickson	54,499
	5	10-19	Mil	Dodgers 2, Expos 1	Valenzuela	Rogers	36,491
1983	1	10-4	L.A.	Phillies 1, Dodgers 0	Carlton	Reuss	55,254
	2	10-5	L.A.	Dodgers 4, Phillies 1	Valenzuela	Denny	55,967
	3	10-7	Phil.	Phillies 7, Dodgers 2	Hudson	Welch	53,490
	4	10-8	Phil.	Phillies 7, Dodgers 2	Carlton	Reuss	64,494
1985	1	10-9	L.A.	Dodgers 4, Cardinals 1	Valenzuela	Tudor	55,270
	2	10-10	L.A.	Dodgers 8, Cardinals 2	Hershiser	Andujar	55,222
	3	10-12	St. L.	Cardinals 4, Dodgers 2	Cox	Welch	53,708
	4	10-13	St. L.	Cardinals 12, Dodgers 2	Tudor	Reuss	53,708
	5	10-14	St. L.	Cardinals 3, Dodgers 2	Lahti	Nidentfuer	53,708
	6	10-16	L.A.	Cardinals 7, Dodgers 5	Worrell	Nidentfuer	55,208
1988	1	10-4	L.A.	Mets 3, Dodgers 2	Myers	J. Howell	55,582
	2	10-5	L.A.	Dodgers 6, Mets 3	Belcher	Cone	55,780
	3	10-8	N.Y.	Mets 8, Dodgers 4	Myers	Pena	44,672
	4	10-9	N.Y.	Dodgers 5, Mets 4 (12)	Pena	McDowell	54,014
	5	10-10	N.Y.	Dodgers 7, Mets 4	Belcher	Fernandez	52,069
	6	10-11	L.A.	Mets 5, Dodgers 1	Cone	Leary	55,885
	7	10-12	L.A.	Dodgers 6, Mets 0	Hershiser	Darling	55,693

WORLD SERIES RESULTS

Year	Game	Date	Site	Score	Winner	Loser	Attendance
1916	1	10-7	Bos	Red Sox 6, Dodgers 5	Shore	Marquard	36,117
	2	10-9	Bos	Red Sox 2, Dodgers 1 (14)	Ruth	Smith	41,373
	3	10-10	Brk	Dodgers 4, Red Sox 3	Coombs	Mays	21,087
	4	10-11	Brk	Red Sox 6, Dodgers 2	Leonard	Marquard	21,662
	5	10-12	Bos	Red Sox 4, Dodgers 1	Shore	Pfeffer	42,620
1920	1	10-5	Brk	Indians 3, Dodgers 1	Coveleski	Marquard	23,573
	2	10-6	Brk	Dodgers 3, Indians 0	Grimes	Bagby	22,559
	3	10-7	Brk	Dodgers 2, Indians 1	S. Smith	Caldwell	25,088
	4	10-9	Cle	Indians 5, Dodgers 1	Coveleski	Cadore	25,734
	5	10-10	Cle	Indians 8, Dodgers 1	Bagby	Grimes	26,884
	6	10-11	Cle	Indians 1, Dodgers 0	Mails	S. Smith	27,194
	7	10-12	Cle	Indians 3, Dodgers 0	Coveleski	Grimes	27,525
1941	1	10-1	N.Y.	Yankees 3, Dodgers 2	Ruffing	Davis	68,540
	2	10-2	N.Y.	Dodgers 3, Yankees 2	Wyatt	Chandler	66,248
	3	10-4	Brk	Yankees 2, Dodgers 1	Russo	Casey	33,100
	4	10-5	Brk	Yankees 7, Dodgers 4	Murphy	Casey	33,813
	5	10-6	Brk	Yankees 3, Dodgers 1	Banham	Wyatt	34,072
1947	1	9-30	N.Y.	Yankees 5, Dodgers 3	Shea	Branca	73,365
	2	10-1	N.Y.	Yankees 10, Dodgers 3	Reynolds	Lombardi	69,865
	3	10-2	Brk	Dodgers 9, Yankees 8	Casey	Newsom	33,098
	4	10-3	Brk	Dodgers 3, Yankees 2	Casey	Bevens	33,443
	5	10-4	Brk	Yankees 2, Dodgers 1	Shea	Barney	34,379
	6	10-5	N.Y.	Dodgers 8, Yankees 6	Branca	Page	74,065
	7	10-6	N.Y.	Yankees 5, Dodgers 2	Page	Gregg	71,548
1949	1	10-5	N.Y.	Yankees 1, Dodgers 0	Reynolds	Newcombe	66,230
	2	10-6	N.Y.	Dodgers 1, Yankees 0	Roe	Raschi	70,053
	3	10-7	Brk	Yankees 4, Dodgers 3	Page	Branca	32,788
	4	10-8	Brk	Yankees 6, Dodgers 4	Lopat	Newcombe	33,934
	5	10-9	Brk	Yankees 10, Dodgers 6	Raschi	Barney	33,711
1952	1	10-1	Brk	Dodgers 4, Yankees 2	Black	Reynolds	34,861
	2	10-2	Brk	Yankees 7, Dodgers 1	Raschi	Erskine	33,792
	3	10-3	N.Y.	Dodgers 5, Yankees 3	Roe	Lopat	66,698
	4	10-4	N.Y.	Yankees 2, Dodgers 0	Reynolds	Black	71,787
	5	10-5	N.Y.	Dodgers 6, Yankees 5 (11)	Erskine	Sain	70,536
	6	10-6	Brk	Yankees 3, Dodgers 2	Raschi	Loes	33,195
	7	10-7	Brk	Yankees 4, Dodgers 2	Reynolds	Black	33,195
1953	1	9-30	N.Y.	Yankees 9, Dodgers 5	Sain	Labine	69,374
	2	10-1	N.Y.	Yankees 4, Dodgers 2	Lopat	Roe	66,786
	3	10-2	Brk	Dodgers 3, Yankees 2	Erskine	Raschi	35,270
	4	10-3	Brk	Dodgers 7, Yankees 3	Loes	Ford	36,775
	5	10-4	Brk	Yankees 11, Dodgers 7	McDonald	Podres	36,775
	6	10-5	N.Y.	Yankees 4, Dodgers 3	Reynolds	Labine	62,370
1955	1	9-28	N.Y.	Yankees 6, Dodgers 5	Ford	Newcombe	63,869
	2	9-29	N.Y.	Yankees 4, Dodgers 2	Byrne	Loes	64,707
	3	9-30	Brk	Dodgers 8, Yankees 3	Podres	Turley	34,209
	4	10-1	Brk	Dodgers 8, Yankees 5	Labine	Larsen	36,242
	5	10-2	Brk	Dodgers 5, Yankees 3	Craig	Grim	36,796
	6	10-3	N.Y.	Yankees 5, Dodgers 1	Ford	Spooner	64,022
	7	10-4	N.Y.	Dodgers 2, Yankees 0	Podres	Byrne	62,465
1956	1	10-3	Brk	Dodgers 6, Yankees 3	Maglie	Ford	34,479
	2	10-5	Brk	Dodgers 13, Yankees 8	Bessent	Morgan	36,217
	3	10-6	N.Y.	Yankees 5, Dodgers 3	Ford	Craig	73,977
	4	10-7	N.Y.	Yankees 6, Dodgers 2	Sturdivant	Erskine	69,705
	5	10-8	N.Y.	Yankees 2, Dodgers 0	Larsen	Maglie	64,519
	6	10-9	Brk	Dodgers 1, Yankees 0 (10)	Labine	Turley	33,224
	7	10-10	Brk	Yankees 9, Dodgers 0	Kucks	Newcombe	33,782
1959	1	10-1	Chi	White Sox 11, Dodgers 0	Wynn	Craig	48,013
	2	10-2	Chi	Dodgers 4, White Sox 3	Podres	Shaw	47,368
	3	10-4	L.A.	Dodgers 3, White Sox 1	Drysdale	Donovan	92,394
	4	10-5	L.A.	Dodgers 5, White Sox 4	Sherry	Staley	92,650
	5	10-6	L.A.	White Sox 1, Dodgers 0	Shaw	Koufax	92,706
	6	10-8	Chi	Dodgers 9, White Sox 3	Sherry	Wynn	47,653
1963	1	10-2	N.Y.	Dodgers 5, Yankees 2	Koufax	Ford	69,000
	2	10-3	N.Y.	Dodgers 4, Yankees 1	Podres	Downing	66,455
	3	10-5	L.A.	Dodgers 1, Yankees 0	Drysdale	Bouton	55,912
	4	10-6	L.A.	Dodgers 2, Yankees 1	Koufax	Ford	55,912
1965	1	10-6	Min	Twins 8, Dodgers 2	Grant	Drysdale	47,797
	2	10-7	Min	Twins 5, Dodgers 1	Kaat	Koufax	48,700
	3	10-9	L.A.	Dodgers 4, Twins 0	Osteen	Pascual	55,934
	4	10-10	L.A.	Dodgers 7, Twins 2	Drysdale	Grant	55,920
	5	10-11	L.A.	Dodgers 7, Twins 0	Koufax	Kaat	55,801
	6	10-13	Min	Twins 5, Dodgers 1	Grant	Osteen	49,578
	7	10-14	Min	Dodgers 2, Twins 0	Koufax	Kaat	50,596
1966	1	10-5	L.A.	Orioles 5, Dodgers 2	Drabowsky	Drysdale	55,941
	2	10-6	L.A.	Orioles 6, Dodgers 0	Palmer	Koufax	55,947
	3	10-8	Balt	Orioles 1, Dodgers 0	Bunker	Osteen	54,445
	4	10-9	Balt	Orioles 1, Dodgers 0	McNally	Drysdale	54,458
1974	1	10-12	L.A.	Athletics 3, Dodgers 2	Fingers	Messersmith	55,974
	2	10-13	L.A.	Dodgers 3, Athletics 2	Sutton	Blue	55,989
	3	10-15	Oak	Athletics 3, Dodgers 2	Hunter	Downing	49,347
	4	10-16	Oak	Athletics 5, Dodgers 2	Holtzman	Messersmith	49,347
	5	10-17	Oak	Athletics 3, Dodgers 2	Odum	Marshall	49,347

WORLD SERIES RESULTS

Year	Game	Date	Site	Score	Winner	Losers	Attendance
1977	1	10-11	N.Y.	Yankees 4, Dodgers 3 (12)	Lyle	Rhoden	56,668
	2	10-12	N.Y.	Dodgers 6, Yankees 1	Hooton	Hunter	56,691
	3	10-14	L.A.	Yankees 5, Dodgers 3	Torrez	John	55,992
	4	10-15	L.A.	Yankees 4, Dodgers 2	Guldry	Rau	55,995
	5	10-16	L.A.	Dodgers 10, Yankees 4	Sutton	Gullett	55,955
	6	10-18	N.Y.	Yankees 8, Dodgers 4	Torrez	Hooton	56,407
1978	1	10-10	L.A.	Dodgers 11, Yankees 5	John	Figueroa	55,997
	2	10-11	L.A.	Dodgers 4, Yankees 3	Hooton	Hunter	55,982
	3	10-13	N.Y.	Yankees 5, Dodgers 1	Guldry	Sutton	56,447
	4	10-14	N.Y.	Yankees 4, Dodgers 3 (10)	Gossage	Weich	56,445
	5	10-15	N.Y.	Yankees 12, Dodgers 2	Beattie	Hooton	56,448
	6	10-17	L.A.	Yankees 7, Dodgers 2	Hunter	Sutton	55,985
1981	1	10-20	N.Y.	Yankees 5, Dodgers 3	Guldry	Reuss	56,470
	2	10-21	N.Y.	Yankees 3, Dodgers 0	John	Hooton	56,505
	3	10-23	L.A.	Dodgers 5, Yankees 4	Valenzuela	Frazier	56,236
	4	10-24	L.A.	Dodgers 8, Yankees 7	Howe	Frazier	56,242
	5	10-25	L.A.	Dodgers 2, Yankees 1	Reuss	Guldry	56,115
	6	10-26	N.Y.	Dodgers 9, Yankees 2	Hooton	Frazier	56,513
1988	1	10-15	L.A.	Dodgers 5, Athletics 4	Pena	Eckersley	55,983
	2	10-16	L.A.	Dodgers 6, Athletics 0	Hershiser	Davis	56,051
	3	10-18	Oak	Athletics 2, Dodgers 1	Honeycutt	Howell	49,316
	4	10-19	Oak	Dodgers 4, Athletics 3	Betcher	Stewart	49,317
	5	10-20	Oak	Dodgers 5, Athletics 2	Hershiser	Davis	49,317

AWARD WINNING DODGERS

Most Valuable Player: (12)

Jake Daubert	1913
Dazy Vance	1924
Dolph Camilli	1941
Jackie Robinson	1949
Roy Campanella	1951
Roy Campanella	1953
Roy Campanella	1955
Don Newcombe	1956
Maury Wills	1962
Sandy Koufax	1963
Steve Garvey	1974
Kirk Gibson	1988

Cy Young Award: (8)

Don Newcombe	1956
Don Drysdale	1962
Sandy Koufax	1963
Sandy Koufax	1965
Sandy Koufax	1966
Mike Marshall	1974
Fernando Valenzuela	1981
Orel Hershiser	1988

Rookie Of The Year: (11)

Jackie Robinson	1947
Don Newcombe	1949
Joe Black	1952
Jim Gilliam	1953
Frank Howard	1960
Jim Lefebvre	1965
Ted Sizemore	1969
Rick Sutcliffe	1979

Steve Howe 1980

Fernando Valenzuela 1981

Steve Sax 1982

Comeback Player: (7)

Phil Regan	1966
Al Downing	1971
Jimmy Wynn	1974
Tommy John	1976
Jerry Reuss	1980
Pedro Guerrero	1987
Tim Leary	1988

All-Star MVP: (3)

Steve Garvey	1974
Don Sutton	1977
Steve Garvey	1978

World Series MVP: (6)

Johnny Podres	1955
Larry Sherry	1959
Sandy Koufax	1963
Sandy Koufax	1965
Ron Cey, Pedro Guerrero,	
Steve Yeager	1981
Orel Hershiser	1988

Championship Series MVP: (4)

Dusty Baker	1977
Steve Garvey	1978
Burt Hooton	1981
Orel Hershiser	1988

DODGER CHAMPIONS IN THE NATIONAL LEAGUE

Batting: (10)

Jake Daubert	1913	.350
Jake Daubert	1914	.329
Zack Wheat	1918	.335
Lefty O'Doul	1932	.368
Pete Reiser	1941	.343
Dixie Walker	1944	.357
Jackie Robinson	1949	.342
Carl Furillo	1953	.344
Tommy Davis	1962	.346
Tommy Davis	1963	.326

Runs: (7)

Pete Reiser	1941	117
Arky Vaughan	1943	112
Eddie Stanky	1945	128
Pee Wee Reese	1949	132
Duke Snider	1953	132
Duke Snider	1954	120 **
Duke Snider	1955	126

DODGER CHAMPIONS IN THE NATIONAL LEAGUE (continued)

Hits: (6)

"Wee" Willie Keeler	1900	208
Ivy Olson	1919	164
Duke Snider	1950	199
Tommy Davis	1962	230
Steve Garvey	1978	202
Steve Garvey	1980	200

Singles: (12)

"Wee" Willie Keeler	1900	179
Jake Daubert	1911	146**
Jake Daubert	1913	152
Ivy Olson	1919	140
Zack Wheat	1924	149
Milt Stock	1925	164
Lefty O'Doul	1932	158
Maury Wills	1961	150**
Maury Wills	1962	179
Maury Wills	1965	165
Steve Sax	1986	157**
Steve Sax	1988	147

Doubles: (4)

Red Smith	1913	40
John Frederick	1929	52
Pete Reiser	1941	39**
Wes Parker	1970	47

Triples: (14)

Jimmy Sheppard	1901	21
Harry Lumley	1904	18
Whitey Alperman	1907	16**
Jake Daubert	1918	15
Hy Myers	1919	14**
Hy Myers	1920	22
Pete Reiser	1941	17
Luis Olmo	1945	13
Jim Gilliam	1953	17
Wally Moon	1959	11**
Charlie Neal	1959	11**
Willie Davis	1962	10
Maury Wills	1962	10**
Willie Davis	1970	16

Home Runs: (7)

Jimmy Sheppard	1903	9
Harry Lumley	1904	9
Tim Jordan	1906	12
Tim Jordan	1908	12
Jack Fournier	1924	27
Dolph Camilli	1941	34
Duke Snider	1956	43

RBI: (6)

Hy Myers	1919	73
Dolph Camilli	1941	120
Dixie Walker	1945	124
Roy Campanella	1953	142
Duke Snider	1955	136
Tommy Davis	1962	153

Total Bases: (6)

Zack Wheat	1916	262
Hy Myers	1919	223
Pete Reiser	1941	299
Duke Snider	1949	343
Duke Snider	1953	370
Duke Snider	1954	378

Stolen Bases: (15)

Jimmy Sheppard	1903	67**
Pete Reiser	1942	20
Arky Vaughan	1943	20
Pete Reiser	1946	34
Jackie Robinson	1947	29
Jackie Robinson	1949	37
Pee Wee Reese	1952	30
Maury Wills	1960	50
Maury Wills	1961	35
Maury Wills	1962	104
Maury Wills	1963	40
Maury Wills	1964	53
Maury Wills	1965	94
Davey Lopes	1975	77
Davey Lopes	1976	63

Walks: (10)

Jack Fournier	1925	86
Dolph Camilli	1938	119
Dolph Camilli	1939	110
Augie Galan	1943	103
Augie Galan	1944	101
Eddie Stanky	1945	148
Eddie Stanky	1946	137
Pee Wee Reese	1947	104**
Duke Snider	1956	99
Jim Gilliam	1959	96

Slugging: (8)

Jimmy Sheppard	1901	.536
Harry Lumley	1906	.477
Zack Wheat	1916	.461
Hy Myers	1919	.436
Pete Reiser	1941	.558
Duke Snider	1953	.627
Duke Snider	1956	.598
Pedro Guerrero	1985	.577

Wins: (13)

Burleigh Grimes	1921	22
Dazy Vance	1924	28
Dazy Vance	1925	22
Kirby Higbe	1941	22**
Whit Wyatt	1941	22**
Don Newcombe	1956	27
Don Drysdale	1962	25
Sandy Koufax	1963	25**
Sandy Koufax	1965	26
Sandy Koufax	1966	27
Andy Messersmith	1974	20**
Fernando Valenzuela	1986	21
Orel Hershiser	1988	23**

Earned Run Average: (11)

Dazy Vance	1924	2.16
Dazy Vance	1928	2.09
Dazy Vance	1930	2.61
Johnny Podres	1957	2.66
Sandy Koufax	1962	2.54
Sandy Koufax	1963	1.88
Sandy Koufax	1964	1.74
Sandy Koufax	1965	2.04
Sandy Koufax	1966	1.73
Don Sutton	1980	2.21
Alejandro Pena	1984	2.48

DODGER CHAMPIONS IN THE NATIONAL LEAGUE (continued)

Shutouts: (28)			Don Drysdale	1960	246
Nap Rucker	1912	6	Sandy Koufax	1961	269
Clarence Mitchell	1921	3	Don Drysdale	1962	232
Dazzy Vance	1922	5**	Sandy Koufax	1963	306
Dazzy Vance	1925	4	Sandy Koufax	1965	382
Dazzy Vance	1928	4**	Sandy Koufax	1966	317
Douglas McWeeny	1928	4**	Fernando Valenzuela	1981	180
Dazzy Vance	1930	4**	Winning Percentage: (17)*		
Van Lingle Mungo	1935	4**	Burleigh Grimes	1920	.676 23-11
Whit Wyatt	1940	5**	Freddie Fitzsimmons	1940	.889 16-2
Whit Wyatt	1941	7**	Larry French	1942	.789 15-4
Don Newcombe	1949	5	Preacher Roe	1949	.714 15-6
Johnny Podres	1957	6**	Preacher Roe	1951	.880 22-3
Roger Craig	1959	4	Carl Erskine	1953	.769 20-6
Don Drysdale	1959	4**	Don Newcombe	1955	.800 20-5
Sandy Koufax	1963	11**	Don Newcombe	1956	.794 27-7
Sandy Koufax	1964	7	Johnny Podres	1961	.783 18-5
Sandy Koufax	1966	5	Ron Perranoski	1963	.842 16-3
Al Downing	1971	5**	Sandy Koufax	1964	.792 19-5
Don Sutton	1972	9**	Sandy Koufax	1965	.765 26-8
Andy Messersmith	1975	7	Phil Regan	1966	.933 14-1
Jerry Reuss	1980	6	Tommy John	1973	.696 16-7
Fernando Valenzuela	1981	8	Tommy John	1974	.813 13-3
Orel Hershiser	1984	4	Rick Rhoden	1976	.800 12-3
Alejandro Pena	1984	4**	Orel Hershiser	1985	.864 19-3
Bob Welch	1987	4**	Saves: (12)		
Orel Hershiser	1988	8**	Johnny Morrison	1929	8**
Tim Belcher	1989	8	Jack Quinn	1931	15
Mike Morgan	1990	4**	Jack Quinn	1932	8
Strikeouts Champions: (18)			Dutch Leonard	1935	8
Burleigh Grimes	1921	136	Hugh Casey	1942	13
Dazzy Vance	1922	134	Les Webber	1943	10
Dazzy Vance	1923	197	Hugh Casey	1947	18
Dazzy Vance	1924	262	Jim Hughes	1954	24
Dazzy Vance	1925	221	Clem Labine	1956	19
Dazzy Vance	1926	140	Clem Labine	1957	17
Dazzy Vance	1927	184	Phil Regan	1966	21
Dazzy Vance	1928	200	Mike Marshall	1974	21
Van Lingle Mungo	1936	238	* Among pitchers with 15 or more decisions		
Don Newcombe	1951	164**	** Tied for league lead		
Don Drysdale	1959	242	All N.L. champions since 1900		

DODGER ALL-STARS

1933 – Max Carey, Cch.; Tony Cuccinello, 2B

1934 – Casey Stengel, Cch.; Al Lopez, C; Van Lingle Mungo, P

1936 – Van Lingle Mungo, P

1937 – Van Lingle Mungo, P

1938 – Leo Durocher, SS; Cookie Lavagetto, 3B; Babe Phelps, C (Phelps was selected but was replaced by Harry Danning of New York)

1939 – Dolph Camilli, 1B; Cookie Lavagetto, 3B; Babe Phelps, C; Whit Wyatt, P

1940 – Pete Coscarart, 2B; Leo Durocher, SS; Cookie Lavagetto, 3B; Joe Medwick, OF; Babe Phelps, C; Whit Wyatt, P

1941 – Dolph Camilli, 1B (Camilli was selected but was replaced by Frank McCormick of Cincinnati); Billy Herman, 2B; Cookie Lavagetto, 3B; Joe Medwick, OF (Medwick replaced Hank Leiber of Chicago); Mickey Owen, C; Pete Reiser, OF; Whit Wyatt, P

1942 – Leo Durocher, Mgr.; Billy Herman, 2B; Joe Medwick, OF; Mickey Owen, C; Pee Wee Reese, SS; Pete Reiser, OF; Arky Vaughan, 3B; Whit Wyatt, P

1943 – Augie Galan, OF; Billy Herman, 2B; Mickey Owen, C; Dixie Walker, OF

1944 – Augie Galan, OF; Mickey Owen, C; Dixie Walker, OF

1946 – Kirby Higbe, P; Pee Wee Reese, SS (Reese was selected but was replaced by Frank McCormick of Philadelphia); Pete Reiser, OF; Dixie Walker, OF

1947 – Ralph Branca, P; Bruce Edwards, C; Pee Wee Reese, SS (Reese replaced Eddie Miller of Cincinnati); Eddie Stanky, 2B; Dixie Walker, OF

1948 – Leo Durocher, Mgr.; Ralph Branca, P; Pee Wee Reese, SS

1949 – Burt Shotton, Cch.; Ralph Branca, P; Roy Campanella, C; Gil Hodges, 1B; Don Newcombe, P; Pee Wee Reese, SS; Jackie Robinson, 2B; Preacher Roe, P

1950 – Burt Shotton, Mgr.; Roy Campanella, C; Gil Hodges, 1B; Don Newcombe, P; Pee Wee Reese, SS; Jackie Robinson, 2B; Preacher Roe, P; Duke Snider, OF

1951 – Roy Campanella, C; Gil Hodges, 1B; Don Newcombe, P; Pee Wee Reese, SS; Jackie Robinson, 2B; Preacher Roe, P; Duke Snider, OF

DODGER ALL-STARS (continued)

1952 – Roy Campanella, C; Carl Furillo, OF; Gil Hodges, 1B; Pee Wee Reese, SS; Jackie Robinson, 2B; Preacher Roe, P (Roe was selected but was replaced by Jim Hearn of New York); Duke Snider, OF

1953 – Charles Dressen, Mgr.; Roy Campanella, C; Carl Furillo, OF; Gil Hodges, 1B; Pee Wee Reese, SS; Jackie Robinson, 3B; Duke Snider, OF

1954 – Walter Alston, Mgr.; Roy Campanella, C; Carl Erskine, P; Gil Hodges, 1B; Pee Wee Reese, SS; Jackie Robinson, OF; Duke Snider, OF

1955 – Roy Campanella, C (Campanella was selected but was replaced by Stan Lopata of Philadelphia); Gil Hodges, 1B; Don Newcombe, P; Duke Snider, OF

1956 – Walter Alston, Mgr.; Roy Campanella, C; Jim Gilliam, 2B; Clem Labine, P; Duke Snider, OF

1957 – Walter Alston, Mgr.; Gino Cimoli, OF; Gil Hodges, 1B; Clem Labine, P

1958 – Johnny Podres, P; John Roseboro, C

1959 – (First Game) Don Drysdale, P; Wally Moon, OF (Second Game) Don Drysdale, P; Jim Gilliam, 3B; Wally Moon, OF; Charlie Neal, 2B

1960 – (First and Second Game) Walter Alston, Mgr.; Norm Larker, 1B; Charlie Neal, 2B; Johnny Podres, P; Stan Williams, P

1961 – (First Game) Sandy Koufax, P; John Roseboro, C; Maury Wills, SS (Second Game) Don Drysdale, P; Sandy Koufax, P; John Roseboro, C; Maury Wills, SS

1962 – (First Game) Tommy Davis, OF; Don Drysdale, P; Sandy Koufax, P; John Roseboro, C; Maury Wills, SS (Second Game) Tommy Davis, OF; Johnny Podres, P; John Roseboro, C; Maury Wills, SS

1963 – Tommy Davis, OF; Don Drysdale, P; Sandy Koufax, P; Maury Wills, SS

1964 – Walter Alston, Mgr.; Don Drysdale, P; Sandy Koufax, P

1965 – Don Drysdale, P; Sandy Koufax, P; Maury Wills, SS

1966 – Walter Alston, Mgr.; Sandy Koufax, P; Jim Lefebvre, 2B; Phil Regan, P; Maury Wills, SS

1967 – Walter Alston, Mgr.; Don Drysdale, P; Claude Osteen, P

1968 – Don Drysdale, P; Tom Haller, C

1969 – Bill Singer, P

1970 – Bill Grabarkewitz, SS; Claude Osteen, P

1971 – Walter Alston, Cch.; Willie Davis, OF

1972 – Don Sutton, P

1973 – Jim Brewer, P; Willie Davis, OF; Manny Mota, OF; Claude Osteen, P; Bill Russell, SS (Russell replaced Dave Concepcion of Cincinnati); Don Sutton, P

1974 – Ron Cey, 3B; Steve Garvey, 1B; Mike Marshall, P; Andy Messersmith, P; Jimmy Wynn, OF

1975 – Walter Alston, Mgr.; Ron Cey, 3B; Steve Garvey, 1B; Mike Marshall, P; Andy Messersmith, P; Don Sutton, P; Jimmy Wynn, OF

1976 – Ron Cey, 3B; Steve Garvey, 1B; Rick Rhoden, P; Bill Russell, SS

1977 – Tommy Lasorda, Cch.; Ron Cey, 3B; Steve Garvey, 1B; Don Sutton, P; Reggie Smith, OF

1978 – Tommy Lasorda, Mgr.; Ron Cey, 3B; Steve Garvey, 1B; Tommy John, P; Davey Lopes, 2B; Rick Monday, OF; Reggie Smith, OF

1979 – Tommy Lasorda, Mgr.; Ron Cey, 3B; Steve Garvey, 1B; Davey Lopes, 2B

1980 – Steve Garvey, 1B; Davey Lopes, 2B; Jerry Reuss, P; Bill Russell, SS; Reggie Smith, OF; Bob Welch, P

1981 – Dusty Baker, OF; Steve Garvey, 1B; Pedro Guerrero, OF; Burt Hooton, P; Davey Lopes, 2B; Fernando Valenzuela, P

1982 – Tommy Lasorda, Mgr.; Dusty Baker, OF; Steve Howe, P; Steve Sax, 2B; Fernando Valenzuela, P

1983 – Tommy Lasorda, Cch.; Pedro Guerrero, 3B; Steve Sax, 2B; Fernando Valenzuela, P

1984 – Tommy Lasorda, Cch.; Mike Marshall, OF; Fernando Valenzuela, P (Valenzuela replaced Joaquin Andujar of St. Louis)

1985 – Pedro Guerrero, OF (Guerrero was selected but was replaced by Glenn Wilson of Philadelphia); Fernando Valenzuela, P

1986 – Tommy Lasorda, Cch.; Steve Sax, 2B; Fernando Valenzuela, P

1987 – Pedro Guerrero, 3B; Orel Hershiser, P

1988 – Orel Hershiser, P

1989 – Tommy Lasorda, Mgr.; Orel Hershiser, P; Jay Howell, P; Willie Randolph, 2B; Mike Scioscia, C

1990 – Ramon Martinez, P; Mike Scioscia, C

RAWLINGS GOLD GLOVE AWARD WINNERS

1957	Gil Hodges, 1B	1968	Wes Parker, 1B	1975	Steve Garvey, 1B
1958	Gil Hodges, 1B	1969	Wes Parker, 1B		Andy Messersmith, P
1959	Gil Hodges, 1B	1970	Wes Parker, 1B	1976	Steve Garvey, 1B
	Charlie Neal, 2B	1971	Wes Parker, 1B	1977	Steve Garvey, 1B
1960	Wally Moon, OF		Willie Davis, OF	1978	Davey Lopes, 2B
1961	John Roseboro, C	1972	Willie Davis, OF	1981	Dusty Baker, OF
	Maury Wills, SS		Wes Parker, 1B	1986	F. Valenzuela, P
1962	Maury Wills, SS	1973	Willie Davis, OF	1988	Orel Hershiser, P
1966	John Roseboro, C	1974	Steve Garvey, 1B		
1967	Wes Parker, 1B		Andy Messersmith, P		

1958-PRESENT LOS ANGELES THIRD BASEMEN

1. Dick Gray (1958-59)	40. Steve Garvey (1970-72)
2. Earl Robinson (1958)	41. Manny Mota (1970)
3. Randy Jackson (1958)	42. Bob Valentine (1971-72)
4. Jim Gilliam (1958-66)	43. Richie Allen (1971)
5. Pee Wee Reese (1958)	44. Ron Cey (1972-82)
6. Charlie Neal (1958)	45. Davey Lopes (1973)
7. Gil Hodges (1958-60)	46. Jerry Royster (1973-75)
8. Don Zimmer (1958-60, 1963)	47. Rick Auerbach (1974-76)
9. Jim Baxes (1959)	48. Lee Lacy (1974, 1976-78)
10. Bob Lillis (1960-61)	49. Ed Goodson (1976)
11. Tommy Davis (1960-61, 1963, 1966)	50. Ivan DeJesus (1976)
12. Charlie Smith (1960)	51. Ted Sizemore (1976)
13. Bob Aspromonte (1960-61)	52. Reggie Smith (1976)
14. John Roseboro (1960, 1965)	53. Jerry Grote (1977-78)
15. Daryl Spencer (1961-63)	54. Teddy Martinez (1977-79)
16. Lee Walls (1962-63)	55. Derrel Thomas (1979-83)
17. Andy Carey (1962)	56. Mickey Hatcher (1979-80, 1987-90)
18. Maury Wills (1963-64, 1966, 1970-72)	57. Pedro Guerrero (1979-85, 1988)
19. Ken McMullen (1963-64, 1973-75)	58. Pepe Frias (1981)
20. Marv Breeding (1963)	59. Mike Marshall (1981)
21. Bill Skowron (1963)	60. Alex Taveras (1982-83)
22. John Werhas (1964)	61. Dave Anderson (1983-89)
23. Dick Tracewski (1964-65)	62. Rafael Landestoy (1983-84)
24. Bart Shirley (1964)	63. German Rivera (1983-84)
25. Derrell Griffith (1964)	64. Bob Bailor (1984-85)
26. John Kennedy (1965-66)	65. Candy Maldonado (1984)
27. Don LeJohn (1965)	66. Bill Russell (1985-86)
28. Jim Lefebvre (1966-72)	67. Enos Cabell (1985-86)
29. Dick Schofield (1966-67)	68. Bill Madlock (1985-87)
30. Nate Oliver (1966)	69. Steve Sax (1985, 1987)
31. Bob Bailey (1967-68)	70. Len Matuszek (1985)
32. Jim Hickman (1967)	71. Craig Shipley (1986-87)
33. Ron Hunt (1967)	72. Jeff Hamilton (1986-90)
34. Luis Alcaraz (1968)	73. Tracy Woodson (1987-89)
35. Ken Boyer (1968)	74. Phil Garner (1987)
36. Paul Popovich (1968)	75. Alex Trevino (1987)
37. Bill Sudakis (1968-71)	76. Mike Sharperson (1987-90)
38. Bill Grabarkewitz (1969-72)	77. Lenny Harris (1989-90)
39. John Miller (1969)	78. Eddie Murray (1989)
	79. Dave Hansen (1990)

CAMPO LAS PALMAS

Guerra, D.N. – Republica Dominicana

Campo Las Palmas in the Dominican Republic opened in March, 1987 and is the home of the Los Angeles Dodgers baseball academy. The camp is dedicated to the youth of the Dominican Republic, in recognition of their love of baseball. Campo Las Palmas serves as a baseball training ground for these young Latin American athletes.

Crane, Cannonball	1893	Doyle, Jack	1903-04	Forster, Terry	1978-82
Crane, Sam	1922	Drake, Solly	1959	Foster, Alan	1967-70
Crawford, Willie	1964-75	Drake, Tom	1941	Fournier, Jack	1923-26
Crews, Tim	1987-	Drysdale, Don	1956-69	Foutz, Dave	1890-96
Crocker, Claude	1944-45	Dudley, Clise	1929-30	Fowler, Art	1959
Cronin, John	1895, 1904	Duffie, John	1967	Frankhouse, Fred	1936-38
Cross, Lave	1900	Duncan, Mariano	1985-87, 89	Franklin, Jack	1944
Crouch, Bill	1939	Dunn, Jack	1897-1900	Franks, Herman	1940-41
Crow, Don	1982	Dunn, Joe	1908-09	Frederick, Johnny	1929-34
Cruz, Henry	1975-76	Durham, Bull	1904	Freigau, Howard	1928
Cuccinello, Tony	1932-35	Durning, Dick	1917-18	French, Larry	1941-42
Cullenbine, Roy	1940	Durocher, Leo	1938-41, 43, 45	French, Ray	1923
Cullop, Nick	1929	Durrett, Red	1944-45	Frey, Lonny	1933-36
Culver, George	1973			Frias, Pepe	1980-81
Curtis, Cliff	1912-13			Fuchs, Charlie	1944
Cutshaw, George	1912-17			Fuller, Nig	1902
Cuyler, Kiki	1938			Furillo, Carl	1946-60

D

Dahlen, Bill	1899-1903, 10-11
Dahlgren, Babe	1942
Daily, Con	1891-96
Daley, Jud	1911-12
Dalton, Jack	1910, 14
Daly, Tom	1890-96, 98-1901
Daniel, Jake	1937
Daniels, Kal	1989-
Dantonio, Fats	1944-45
Dapper, Cliff	1942
Darnell, Bob	1954, 56
Darwin, Bob	1969, 71
Daub, Dan	1893-97
Daubert, Jake	1910-18
Davallillo, Vic	1977-80
Davidson, Bill	1910-11
Davis, Curt	1940-46
Davis, Lefty	1901
Davis, Mike	1988-89
Davis, Otis	1946
Davis, Ron	1987
Davis, Tommy	1959-66
Davis, Willie	1960-73
Day, Pea Ridge	1931
Deal, Lindsay	1939
Dean, Tommy	1967
DeBerry, Hank	1922-30
Decatur, Art	1922-25
Dede, Artie	1916
Dedeaux, Raoul	1935
Deisel, Pat	1902
DeJesus, Ivan	1974-76
Dell, Wheezer	1915-17
Delmas, Bert	1933
Demeter, Don	1956, 58-61
DeMontreville, Gene	1900
Dempsey, Rick	1988-90
Dent, Eddie	1909, 11-12
Dessau, Rube	1910
Devereaux, Mike	1987-88
Diaz, Carlos	1984-86
Dickerman, Leo	1923-24
Dietz, Dick	1972
Dillon, Pop	1904
Doak, Bill	1924, 27-28
Dobbs, John	1903-05
Dockins, George	1947
Dolan, Cozy	1901-02
Donovan, Patsy	1890, 1906-07
Donovan, Wild Bill	1899-1902
Doolan, Mickey	1918
Doscher, Jack	1903-06
Douglas, John	1945
Douglas, Phil	1915
Dowd, Snooks	1926
Downey, Red	1909
Downing, Al	1971-77
Downs, Red	1912
Doyle, Carl	1939-40

E

Earle, Billy	1894
Earnshaw, George	1935-36
Eason, Mal	1905-06
Eayrs, Eddie	1921
Eckhardt, Ox	1936
Edwards, Bruce	1946-51
Edwards, Hank	1951
Egan, Dick J.	1914-15
Egan, Dick W.	1967
Ehrhardt, Rube	1924-28
Eisenstat, Harry	1935-37
Eiberfeld, Kid	1914
Ellingsen, Bruce	1972
Elliott, Jumbo	1925, 27-30
Elliott, Rowdy	1920
Elston, Don	1957
Ely, Bones	1891
English, Gil	1944
English, Woody	1937-38
Enzmann, Johnny	1914
Epperly, Al	1950
Erskine, Carl	1948-59
Erwin, Tex	1910-14
Espy, Cecil	1983
Essegian, Chuck	1959-60
Esterbrook, Dude	1891
Evans, Red	1939
Evans, Roy	1902-03

F

Fabrique, Bunny	1916-17
Fairey, Jim	1968, 73
Fairly, Ron	1958-69
Fallon, George	1937
Farmer, Alex	1908
Farrell, Dick	1961
Farrell, Duke	1899-1902
Faukner, Jim	1930
Felix, Gus	1926-27
Ferguson, Alex	1929
Ferguson, Joe	1970-76, 78-81
Fernandez, Chico	1956
Fernandez, Sid	1983
Ferrara, Al	1963, 65-68
Ferrell, Wes	1940
Fette, Lou	1940
Fewster, Chick	1926-27
Fimple, Jack	1983-84, 86
Finlayson, Pembroke	1908-09
Finn, Mickey	1930-32
Fischer, Bill	1913-14
Fischer, Jeff	1989-90
Fisher, Bob	1912-13
Fisher, Chauncey	1897
Fitzsimmons, Freddie	1937-43
Fitzsimmons, Tom	1919
Fletcher, Darrin	1989-90
Fletcher, Sam	1909
Flood, Tim	1902-03
Flowers, Jake	1927-31, 33
Flowers, Wes	1940, 44
Ford, Hod	1925

G

Gabrielson, Len	1967-70
Gaddy, John	1938
Galan, Augie	1941-46
Gallagher, Joe	1940
Gallivan, Phil	1931
Galvez, Balvino	1986
Garman, Mike	1977-78
Garner, Phil	1987
Garvey, Steve	1969-82
Garvin, Ned	1902-04
Gaston, Welcome	1898-99
Gastright, Hank	1894
Gatins, Frank	1901
Gautreaux, Sid	1936-37
Gentile, Jim	1957-58
George, Greek	1938
Geraghty, Ben	1936
Gessler, Doc	1903-06
Getz, Gus	1914-16
Giallombardo, Bob	1958
Gibson, Kirk	1988-90
Gilbert, Charlie	1940
Gilbert, Pete	1894
Gilbert, Wally	1928-31
Gillenwater, Carden	1943
Gilliam, Jim	1953-66
Gionfriddo, Al	1947
Giuliani, Tony	1940-41
Gleason, Roy	1963
Glossop, Al	1943
Gochnaur, John	1901
Golden, Jim	1960-61
Goltz, Dave	1980-82
Gonzalez, Jose	1985-
Gooch, Johnny	1928-29
Goodson, Ed	1976-77
Gordonier, Ray	1921-22
Gott, Jim	1990-
Grabarkewitz, Bill	1969-72
Graham, Jack	1946
Grant, Jim	1968
Gray, Dick	1958-59
Green, Harvey	1935
Greene, Nelson	1924-25
Greenfield, Kent	1929
Gregg, Hal	1943-47
Griffin, Alfredo	1988-
Griffin, Mike	1891-98
Griffith, Bart	1922-23
Griffith, Derrell	1963-66
Griffith, Tommy	1919-25
Grim, John	1895-99
Grimes, Burleigh	1918-26
Griner, Dan	1918
Grissom, Lee	1940-41
Grote, Jerry	1977-78, 81
Guerrero, Pedro	1978-88
Gulden, Brad	1978

Gumbert, Ad	1895-96	Hollingsworth, Bonnie	1924	K	Kampouris, Alex	1941-43
Gwynn, Chris	1987-	Holmes, Darren	1990		Karst, John	1915
H					Keeler, "Wee" Willie	1893, 1899-1902
Haas, Bert	1937-38	Holmes, Jim	1908	Kehn, Chet	1942	
Haddock, George	1892-93	Holmes, Tommy	1952	Kekich, Mike	1965, 68	
Hale, John	1974-77	Holton, Brian	1985-88	Kelleher, John	1916	
Hall, Bill	1913	Honeycutt, Rick	1983-87	Kellert, Frank	1955	
Hall, Bob	1905	Hood, Wally	1920-22	Kelley, Joe	1899-1901	
Hall, Johnny	1948	Hooton, Burt	1975-84	Kelly, George	1932	
Haller, Tom	1968-71	Hopkins, Gail	1974	Kennedy, Bob	1957	
Hallman, Bill	1898	Hopp, Johnny	1949	Kennedy, Brickyard	1892-1901	
Hamilton, Jeff	1986-	Hopper, Lefty	1898	Kennedy, John	1965-66	
Hamlin, Luke	1937-41	Horton, Elmer	1898	Kent, Maury	1912-13	
Hamric, Bert	1955	Horton, Ricky	1988-89	Kilduff, Pete	1919-21	
Haniffin, Pat	1897	Hough, Charles	1970-80	Kimball, Newt	1940-43	
Hannahs, Gerald	1978-79	Householder, Ed	1903	King, Clyde	1944-45, 47-48, 51-52	
Hansen, Dave	1989-	Howard, Frank	1958-64	Kinslow, Tom	1891-94	
Hansford, F. C.	1898	Howe, Steve	1980-85	Kipp, Fred	1957-59	
Hargreaves, Charlie	1923-28	Howell, Dixie	1953, 55-56	Kirkpatrick, Enos	1912-13	
Harkness, Tim	1961-62	Howell, Harry	1898, 1900	Kitson, Frank	1900-02	
Harper, George	1896	Howell, Jay	1988-	Klippstein, John	1958-59	
Harper, Harry	1923	Howell, Ken	1984-88	Klugman, Joe	1924	
Harris, Bill	1957, 59	Hoyt, Waite	1932, 37-38	Klumpp, Elmer	1937	
Harris, Joe	1928	Hubbell, Bill	1925	Knetzer, Elmer	1909-12	
Harris, Lenny	1989-	Hudson, Johnny	1936-40	Knolls, Hub	1906	
Hart, Bill F.	1892	Hudson, Rex	1974	Koch, Barney	1944	
Hart, Bill W.	1943-45	Huff, Mike	1989	Koenecke, Len	1934-35	
Hartje, Chris	1939	Hug, Ed	1903	Konetchy, Ed	1919-21	
Hartley, Mike	1989-	Hughes, Jim J.	1899, 1901-02	Korwan, Jim	1894	
Hassett, Buddy	1936-38	Hughes, Jim R.	1952-56	Kosco, Andy	1969-70	
Hatcher, Mickey	1979-80, 87-	Hughes, Mickey	1890	Koufax, Sandy	1955-66	
Hartfield, Gil	1893	Hummel, John	1905-15	Koukalik, Joe	1904	
Hathaway, Ray	1945	Humphrey, Al	1911	Koupal, Lou	1928-29	
Hatten, Joe	1946-51	Hungling, Bernie	1922-23	Koy, Ernie	1938-40	
Haughey, Chris	1943	Hunt, Ron	1967	Kress, Charlie	1954	
Haugstad, Phil	1947-48, 1951	Hunter, George	1909-10	Krueger, Bill	1987-88	
Havens, Brad	1987-88	Hunter, Willard	1962	Krueger, Ernie	1917-21	
Hayworth, Ray	1938-39, 44-45	Hurley, Pat	1907	Kruger, Abe	1908	
Head, Ed	1940, 42-44, 46	Hutcheson, Joe	1933	Kustus, Joe	1909	
Hearne, Hugh	1901-03	Hutchinson, Ira	1939			
Hechinger, Mike	1913	Hutson, Roy	1929			
Heep, Danny	1987-88	Hutton, Tom	1966, 69			
Hehl, Jake	1918					
Heimach, Fred	1930-33	I				
Heitmann, Henry	1918	Inks, Bert	1891-92			
Hemming, George	1891	Irwin, Charlie	1901-02			
Hendrick, Harvey	1927-31					
Henion, Lafayette	1919	J				
Henley, Weldon	1907	Jacklitsch, Fred	1903-04	Labine, Clem	1950-60	
Henline, Butch	1927-29	Jackson, Randy	1956-58	LaChance, Candy	1893-98	
Henry, Dutch	1923-24	Jacobson, Merwin	1926-27	Lacy, Lee	1972-78	
Henshaw, Roy	1937	James, Cleo	1968	LaGrow, Lerrin	1979	
Herman, Babe	1926-31, 45	Janvrin, Hal	1921-22	Lamanske, Frank	1935	
Herman, Billy	1941-43, 46	Jarvis, Roy	1944	Lamar, Bill	1920-21	
Herrmann, Marty	1918	Javier, Stan	1990-	LaMaster, Wayne	1938	
Hermanski, Gene	1943, 46-51	Jeffcoat, George	1936-37, 39	Lamb, Ray	1969-70	
Hernandez, Carlos	1990-	Jenkins, Jack	1969	Landestoy, Rafael	1977, 83-84	
Hernandez, Enzo	1978	Jennings, Hughie	1899-	Landreaux, Ken	1981-87	
Herring, Art	1934, 44-46		1900, 03	Landrum, Joe	1950, 52	
Hershiser, Orel	1983-	John, Tommy	1972-78	Landrum, Tilo	1987	
Heydeman, Greg	1973	Johnson, Lou	1965-67	Larker, Norm	1958-61	
Hickman, Dave J.	1916-19	Johnston, Fred Ivy	1924	Lary, Lyn	1939	
Hickman, Jim	1967	Johnston, Jimmy	1916-25	Lasorda, Tom	1954-55	
Higbe, Kirby	1941-43, 46-47	Johnstone, Jay	1980-82, 85	Latimer, Tacks	1902	
Higgins, Bob	1911-12	Jones, Art	1932	Lavagetto, Cookie	1937-41, 46-47	
High, Andy	1922-25	Jones, Binky	1924	Law, Rudy	1978, 80	
Hildebrand, George	1902	Jones, Fielder	1896-1900	Lazzeri, Tony	1939	
Hill, Still Bill	1899	Jones, Oscar	1903-05	Leard, Bill	1917	
Hillegas, Shawn	1987-88	Jordan, Dutch	1903-04	Leary, Tim	1987-89	
Hines, Hunkey	1895	Jordan, Jimmy	1933-36	Lee, Bob	1967	
Hoak, Don	1954-55	Jordan, Tim	1906-10	Lee, Hal	1930	
Hockett, Oris	1938-39	Jorgensen, Spider	1947-50	Lee, Leron	1975-76	
Hodges, Gil	1943, 47-61	Joshua, Von	1969-71, 73-74, 79	Lefebvre, Jim	1965-72	
Hoffman, Glenn	1987			Lehman, Ken	1952, 56-57	
Hogg, Bert	1934	Joyce, Bill	1892	LeJeune, Larry	1911	
Hollingsworth, Al	1939	Judge, Joe	1933	LeJohn, Don	1965	
				Lembo, Steve	1950, 52	
				Lennox, Ed	1909-10	

Statz, Jigger	1927-28
Steele, Bill	1914
Steele, Elmer	1911
Steelman, Farmer	1900-01
Stein, Ed	1892-96, 98
Stengel, Casey	1912-17
Stephenson, Jerry	1970
Stevens, Ed	1945-47
Stewart, Dave	1978, 81-83
Stewart, Stuffy	1923
Stinson, Bob	1969-70
Stock, Milt	1924-26
Stovey, Harry	1893
Strahler, Mike	1970-72
Strang, Sammy	1903-04
Stricklett, Elmer	1905-07
Stripp, Joe	1932-37
Stryker, Dutch	1926
Stuart, Dick	1966
Stubbs, Franklin	1984-89
Sudakis, Bill	1968-71
Sukeforth, Clyde	1932-34, 45
Sullivan, Billy	1942
Sunkel, Tom	1944
Sutcliffe, Rick	1976, 78-81
Sutton, Don	1966-80, 88
Swift, Bill	1941

S

Tamulis, Vito	1938-41
Tatum, Tommy	1941, 47
Taveras, Alex	1982-83
Taylor, Danny	1932-36
Taylor, Harry	1946-48
Taylor, Zack	1920-25, 35
Teed, Dick	1953
Templeton, Chuck	1955-56
Tepsic, Joe	1946
Terry, Adonis	1890-91
Terwilliger, Wayne	1951
Thatcher, Grant	1903-04
Thielman, Henry	1903
Thomas, Derrel	1979-83
Thomas, Fay	1932
Thomas, Ray	1938
Thomasson, Gary	1979-80
Thompson, Don	1951, 53-54
Thompson, Fresco	1931-32
Thompson, Tim	1954
Thormahlen, Hank	1925
Thurston, Sloppy	1930-33
Tierney, Cotton	1925
Tischinski, Tom	1973
Todd, Al	1939
Tooley, Bert	1911-12
Torborg, Jeff	1964-70
Tracewski, Dick	1962-65
Traxler, Brian	1990
Treadway, George	1894-95
Tremark, Nick	1934-36
Tremper, Overton	1927-28
Trevino, Alex	1986-87
Tucker, Tommy	1898
Tudor, John	1988-89
Tyson, Ty	1928

U

Underwood, Fred	1894
-----------------	------

V

Vaif, Mike	1984
Valdes, Rene	1957
Valentine, Bob	1969, 71-72
Valenzuela, Fernando	1980-
Valle, Hector	1965

Valo, Elmer	1957-58
Van Buren, Deacon	1904
Vance, Dazzy	1922-32, 35
Vance, Sandy	1970-71
Van Cuyk, Chris	1950-52
Van Cuyk, Johnny	1947-49
Vande Berg, Ed	1986
Vaughan, Arky	1942-43, 47-48
Versalles, Zoilo	1968
Vickers, Rube	1903
Vizcaino, Jose	1989-90
Vosmik, Joe	1940-41

W

Wachtel, Paul	1917
Wade, Ben	1952-54
Wagner, Butts	1898
Walker, Dixie	1939-47
Walker, Mysterious	1913
Walker, Rube	1951-58
Wall, Joe	1902
Wall, Stan	1974-77
Walls, Lee	1962-64
Walsh, Dave	1990
Walton, Danny	1976
Waner, Lloyd	1944
Waner, Paul	1941, 1943-44
Ward, Chuck	1918-22
Ward, John "Monte"	1891-92
Ward, Preston	1948
Ward, Rube	1902
Warner, Jack	1929-31
Warren, Tommy	1944
Warwick, Carl	1961
Wasdell, Jimmy	1940-41
Washington, Ron	1977
Watkins, George	1936
Webb, Hank	1977
Webber, Les	1942-46
Weiss, Gary	1980-81
Welch, Bob	1978-87
Wellman, Brad	1987
Wells, John	1944
Wells, Terry	1990
Werhas, John	1964-65, 67
West, Max	1928-29
Wetteland, John	1989-
Weyhing, Gus	1900
Wheat, Mack	1915-19
Wheat, Zack	1909-26
Wheeler, Ed	1902
White, Bill	1945
White, Larry	1983-84
White, Myron	1978
Whitfield, Terry	1984-86
Whiting, Jesse	1906-07
Whitman, Dick	1946-49
Whitted, Possum	1922
Wicker, Kemp	1941
Wilhelm, Hoyt	1971-72
Wilhelm, Kaiser	1908-10
Willhite, Nick	1963-66
Williams, Dick	1951-54, 56
Williams, Leon	1926

Williams, Reggie	1985-87
Williams, Stan	1958-62
Williams, Woody	1938
Wills, Maury	1959-66, 69-72
Wilson, Eddie	1936-37
Wilson, Hack	1932-34
Wilson, Robert	1958
Wilson, Tex	1924
Windhorn, Gordon	1961
Winford, Jim	1938
Winham, Lave	1902
Winsett, Tom	1936-38
Winston, Hank	1936
Witt, Whitey	1926
Wojey, Pete	1954
Woodson, Tracy	1987-89
Wright, Clarence	1901
Wright, Glenn	1929-33
Wright, Ricky	1982-83
Wrigley, Zeke	1899
Wurm, Frank	1944
Wyatt, Whit	1939-44
Wynn, Jimmy	1974-75

Y

Yale, Ad	1905
Yarrison, Rube	1924
Yeager, Joe	1898-1900
Yeager, Steve	1972-85
Yingling, Earl	1912-13
Young, Matt	1987

Z

Zachary, Chink	1944
Zachary, Tom	1934-36
Zachry, Pat	1983-84
Zahn, Geoff	1973-75
Zimmer, Don	1954-59, 63
Zimmerman, Bill	1915
Zimmerman, Eddie	1911

MANAGERS

Alston, Walter	1954-76
Barnie, Billy	1897-98
Carey, Max	1932-33
Dahlen, Bill	1910-13
Donovan, Patsy	1906-08
Dressen, Chuck	1951-53
Durocher, Leo	1939-46, 48
Ebbets, Charles	1898
Foutz, Dave	1893-96
Griffin, Mike	1898
Grimes, Burleigh	1937-38
Hanlon, Ned	1899-1905
Lasorda, Tom	1977-
Lumley, Harry	1909
McGunnigle, Bill	1890
Robinson, Wilbert	1914-31
Shotton, Burt	1947-50
Stengel, Casey	1934-36
Sukeforth, Clyde	1947
Ward, John "Monte"	1891-92

DODGERS' ALUMNI ASSOCIATION

The Dodger Alumni Association was instituted in 1983 as a vehicle to unify some 400 former major leaguers who wore the Dodger uniform at some point during their career. Members of the Dodger Alumni Association receive complimentary copies of Dodger Alumni News, the official newsletter of the organization. The Dodgers' Community Services office serves as the clearinghouse for all Dodger Alumni Association requests and correspondence.

DODGER HALL OF FAMERS

Players – Name	Years with Dodgers	Inducted
Bancroft, Dave	1928-29	1971
Brouthers, Dan	1892-93	1945
Campanella, Roy	1948-57	1969
Carey, Max*	1926-29	1961
Cuyler, "Kiki"	1938	1968
Drysdale, Don	1956-69	1984
Grimes, Burleigh*	1918-26	1964
Herrman, Billy**	1941-43, '46	1975
Hoyt, Waite	1932, '37-38	1969
Jennings, Hughie	1899-1900, '03	1945
Keeler, "Wee" Willie	1893, 1899-1902	1939
Kelley, Joe*	1899-1901	1971
Kelly, George	1932	1973
Koufax, Sandy	1955-66	1972
Lindstrom, Fred	1936	1976
Lombardi, Ernie	1931	1986
Lopez, Al	1928, '30-35	1977
Manush, Heinie	1937-38	1964
Maranville, "Rabbit"	1926	1954
Marichal, Juan	1975	1983
Marquard, Rube	1915-20	1971
McCarthy, Thomas	1896	1946
McGinnity, Joe**	1900	1946
Medwick, Joe	1940-43, '46	1968
Reese, Pee Wee**	1940-42, '46-58	1984
Robinson, Frank	1972	1982
Robinson, Jackie	1947-56	1962
Snider, Duke	1947-62	1980
Stengel, Casey* **	1912-17	1966
Vance, Dazzy	1922-32, '35	1955
Vaughan, Arky	1942-43, '47-48	1985
Waner, Lloyd	1944	1967
Waner, Paul	1941, '43-44	1952
Ward, John M.*	1891-92	1964
Wheat, Zack	1909-26	1959
Wilhelm, Hoyt	1971-72	1985
Wilson, Hack	1932-34	1979
*Was also a Dodger manager	**Was also a Dodger coach	

Managers/Coaches/Scouts

Alston, Walter	1954-76	1983
Lyons, Ted	1954	1955
Robinson, Wilbert †	1914-31	1945
Ruth, Babe	1938	1936
Sisler, George	1943, '46-50	1939
† Also served as club president from 1925-29		

Executives

MacPhail, Larry	1938-42	1978
Rickey, Branch	1942-50	1967


Broadcasters

Barber, Red	1939-53	1978
Harwell, Ernie	1948-49	1981
Scully, Vin	1950-present	1982

DODGERS' RETIRED UNIFORM NUMBERS

Pee Wee Reese
Uniform
was retired on
July 1, 1984

1



Duke Snider
Uniform
was retired on
July 6, 1980

4



Jim Gilliam
Uniform
was retired on
October 10, 1978

19



Walter Alston
Uniform
was retired on
June 5, 1977

24



Sandy Koufax
Uniform
was retired on
June 4, 1972

32



Roy Campanella
Uniform
was retired on
June 4, 1972

39



Jackie Robinson
Uniform
was retired on
June 4, 1972

42



Don Drysdale
Uniform
was retired on
July 1, 1984

53



Player Development



**LOS ANGELES DODGERS ORGANIZATION
CLUB AND LEAGUE DIRECTORY**

Minor League Department

Los Angeles Dodgers, Inc.
1000 Elysian Park Avenue, Los Angeles, CA 90012
(213) 224-1431

Director of Minor League Operations: Charlie Blaney

Field Coordinator: Steve Boros

Administrator: Julie Parker

Secretary: Rebecca Aguilar

Data Entry: John Heskett

Instructors: Red Adams, Chico Fernandez, Goldie Holt,
Dick McLaughlin, Leo Posada, John Roseboro,
Reggie Smith, Dave Wallace

Coaches: Guy Conti, Glenn Gregson, Burt Hooton, Von Joshua,
Dennis Lewallyn, Claude Osteen, Ron Roenicke, Jon Debus,
Glenn Hoffman, Tony Arnold, Juan Bustabad, Dennis Burt, Jr.,
Antonio Bautista, Jorge Read

Trainers: Stan Johnston-Albuquerque, Brett Massie-San Antonio,
Rob Giesecke-Vero Beach, Bill Murray-Bakersfield, Geoff Clark-
Yakima, Barclay Dugger-Great Falls, Charlie Hamilton-Kissimmee

SCOUTING DEPARTMENT

Director of Scouting: Terry Reynolds

Administrator, Baseball Operations: Robert Schweppe

Major League Scouts: Gary Sutherland, Mel Didier,
Phil Regan, Jerry Stephenson

National Crosscheckers: Eddie Bane, John Keenan,
Tommy Mixon

Regional Coordinators: Ralph Avila, Gib Bodef, Mike Brito,
Mike Hankins, Gary LaRocque, Camilo Pascual

LOS ANGELES DODGERS SCOUTS

Eleodoro Arias	Dick Hanlon	Mark Petek
Gil Bassetti	Dennis Haren	Bill Pleis
Rick Birmingham	Art Harris	Silvano Quesada
Bob Bishop	Gail Henley	Claude Pelletier
Flores Bolivar	Tony John	Cornelio Pena
Buzz Bowers	Hank Jones	Jose Pena
Joe Campbell	Gene Kerns	Phil Sahara
Rex Carr	Juan Lantigua	Mark Sheehy
Leonel Carrion	Paul Lawrence	Jim Stoeckel
Jim Chapman	Don LeJohn	Dick Teed
Dominick Christy	Carl Loewenstine	Mike Trbovich
Bob Darwin	Manuel Lunar	Glen Van Proyen
Sammy Dotson	Dale McReynolds	Corito Varona
Eddie Fajardo	Iron Maehara	Miguel Villaran
Jim Garland	Teodoro Mata	Bill Winterle
Lin Garrett	Bob Miske	
"Ossie" Alvarez Gonzalez	Luis Montalvo	
Rafael Gonzalez	Danny Montgomery	
Don Gutteridge	Lew Morton	
Bob Hale	Dick Murray	
	Victor Nazario	
	Deni Pacini	
	Pablo Peguero	

DODGERS' 1990 MINOR LEAGUE RECAP

The 1990 season was another banner one for the Dodgers' minor league system as the teams combined to have the best winning percentage in the industry. The success is not shouldered by the talents of just a few stars as the Dodgers boasted the most minor league all-star selections in 1990.

For the third consecutive year, the Dodgers sent five or more of their teams into postseason play, the only organization to do so. Four of the six teams in 1990 won league championships, the most since the Dodgers had four league champions in 1951 when the organization maintained 17 minor league teams. In the past three years, the Dodgers have had 16 of their minor league teams in the playoffs, and nine of them have won league championships.

Albuquerque (AAA), Vero Beach (A), Great Falls (R) and Kissimmee (R) won their respective league championships and San Antonio (AA) and Bakersfield (A) were involved in the playoffs, but lost in the finals.

Overall, the Dodger minor league system had a record of 528-369, 159 games above .500. Eight of the nine clubs finished above .500 (Yakima was four games under .500).

Minor league shortstop Jose Offerman was selected as *The Sporting News Minor League Player of the Year*. In 117 games for the Albuquerque Dukes, of the Pacific Coast League, he batted .326 with 104 runs scored, 16 doubles, 11 triples, 56 RBI and 60 stolen bases. He also was named the Pacific Coast League MVP, selected to the PCL All-Star team and was the Class AAA stolen

base leader. *Baseball America* named Offerman as the best base runner, fastest base runner, infielder with the best arm and most exciting player in the PCL. His major league debut came on August 19 vs. Montreal, homering in his first major league at-bat.

Right-handed pitcher Jamie McAndrew was selected as the Dodgers' Pitcher of the Year. He split the season at Bakersfield and San Antonio and had a combined record of 17-6 with a 2.17 ERA. In 174.1 innings pitched, he gave up 157 hits, walked 61 and struck out 132. He was named to the California League All-Star Team.

The Dodgers' Player of the Year honors went to San Antonio outfielder Henry Rodriguez. For the season, he hit .291 and led the Texas League in home runs (28) and RBI (109), numbers which earned him the Texas League's Most Valuable Player of the Year Award. He also scored 82 runs and hit 21 doubles and nine triples.

In addition, Luis Lopez won the Pacific Coast League (AAA) batting title with a .353 average and Eric Karros won the Texas League (AA) batting championship with a .352 average. San Antonio outfielder Tom Goodwin won the Class AA stolen base championship with 60 thefts.

As their number one selection in the June Free Agent Draft, the Dodgers chose left-handed pitcher Ron Walden from Blanchard, OK. Walden joined the Great Falls Dodgers (R) and in four games posted a record of 3-0 and a 0.42 ERA.

Team	1st Half	Pos.	2nd Half	Pos.	Season	Over .500
Albuquerque**	46-25	1st*	45-26	1st*	91-51	+40
San Antonio	35-31	3rd	43-25	1st*	78-56	+22
Vero Beach**	41-27	2nd	38-29	2nd*	79-56	+23
Bakersfield	40-31	2nd	40-31	2nd*	80-62	+18
Yakima	—	—	36-40	2nd	36-40	-4
Great Falls**	—	—	48-20	1st*	48-20	+28
Kissimmee**	—	—	38-25	1st*	38-25	+13
Santo Domingo	—	—	36-31	3rd	36-31	+5
Moca	—	—	42-28	2nd	42-28	+14
Totals	162-114	(.587)	366-255	(.589)	528-369	(.589) +159
*Made Playoffs **Won League Championship						

**ALBUQUERQUE
DUKES**

Working Agreement (AAA)
Pacific Coast League
General Manager,
President: **Pat McKernan**
Field Manager: **Kevin Kennedy**
Albuquerque Professional
Baseball, Inc.
Post Office Box 26267
Albuquerque, NM 87125
Office Phone: **(505) 243-1791**
Park Phone: **(505) 243-1791**
- Albuquerque Sports Stadium

Crowned as the Pacific Coast League Champions after sweeping Edmonton three games to none...shortstop Jose Offerman was named *The Sporting News Minor League Player of the Year*, posting a .326 batting average and 60 stolen bases before being promoted to the majors in August...first baseman/catcher Luis Lopez led all AAA batters with a .353 average...third baseman Dave Hansen led the team with 92 RBI, to go along with his .316 average...pitcher Jeff Bittiger recorded triple digits in strikeouts (125) with his 15-6 record in 154 innings pitched...Darren Holmes was the stopper...he was 12-2 with a 3.11 ERA and 99 strikeouts in 92.2 innings.



Kennedy, Kevin Curtis - Named 1990 *Baseball America* Minor League Manager of the Year and PCL Manager of the Year, as he managed the Dukes to a 91-51 record last season...has led the Dukes to the playoffs in each of his first three seasons of managing at the AAA level...has been a Dodger minor league manager for seven years and has yet to have a team finish lower than second place...five of his seven teams have reached the playoffs...named Pioneer League Manager of the Year in 1985 when he led Great Falls (Rookie) to a 54-16 record ...was drafted as a catcher by the Baltimore Orioles in the eighth round of the June 1976 Free Agent Draft.

Batting	Avg.	G	AB	R	H	2B	3B	HR	RBI	BB	SO	SB
Bean, B	.295	129	427	85	126	26	5	7	67	69	63	16
Brown, A	.364	5	11	2	4	0	0	0	1	0	1	0
Davis, B	.342	124	480	87	164	31	9	10	85	24	53	25
Fletcher, D	.291	105	350	58	102	23	1	13	65	40	37	1
Garbey, B	.000	1	4	0	0	0	0	0	0	0	1	0
Gibson, K	.429	5	14	6	6	2	0	1	4	4	3	1
Hansen, D	.316	135	487	90	154	20	3	11	92	90	54	9
Henley, D	.305	87	243	40	74	12	0	2	31	24	35	4
Hernandez, C	.315	52	143	11	45	8	1	0	16	8	25	2
Hoffman, G	.302	24	63	7	19	3	1	0	10	2	9	1
Huff, M	.325	138	474	99	154	28	11	7	84	82	68	27
Kirby, W	.278	119	342	56	95	14	5	0	30	28	36	29
Lopez, L	.353	128	448	65	158	23	2	11	81	47	49	3
Mangham, E	.111	6	9	1	1	0	0	0	0	0	0	0
McConnell, W	.204	34	49	5	10	2	0	0	5	6	4	0
Offerman, J	.326	117	454	104	148	16	11	0	56	71	81	60
Traxler, B	.277	98	318	43	88	23	0	7	53	39	39	4
Vizcaino, J	.279	81	276	46	77	10	2	2	38	30	33	13
Pitching	W-L	ERA	G	GS	CG	SV	IP	H	R	ER	BB	SO
Bittiger, J	15-6	4.15	28	26	2	0	154.0	162	78	71	62	125
Christopher, M	6-1	1.97	54	0	0	8	68.2	62	20	15	23	47
Christ, S	7-8	4.31	31	18	2	0	129.1	145	81	62	44	76
DeLeon, L	0-0	13.5	1	0	0	0	1.1	4	2	2	1	2
Fischer, J	0-0	6.00	3	0	0	0	3.0	3	2	2	1	4
Hartley, M	0-0	0.00	3	0	0	2	3.0	3	0	0	2	3
Hartsock, J	3-3	6.22	11	10	0	0	46.1	62	38	32	30	33
Holmes, D	12-2	3.11	56	0	0	13	92.2	78	34	32	39	99
Madden, M	6-4	4.78	31	13	1	0	92.1	86	55	49	68	99
Maddux, M	8-5	4.25	20	19	2	0	108.0	122	59	51	32	95
Mayberry, G	4-7	5.66	32	12	0	0	95.1	106	69	60	36	76
Munoz, M	4-1	4.25	49	0	0	6	59.1	65	33	28	19	40
Neidlinger, J	8-5	4.29	20	18	4	0	119.2	129	70	57	34	81
Scott, T	2-1	4.20	17	0	0	3	15.0	14	9	7	14	15
Springer, D	0-0	5.68	2	2	0	0	6.1	10	4	4	7	2
Traxler, B	0-0	0.00	1	0	0	0	1.0	0	0	0	1	1
Walsh, D	6-0	2.61	47	0	0	12	62.0	50	21	18	31	66
Wells, T	8-6	4.62	24	19	1	1	115.0	83	64	59	87	86
Wetteland, J	2-2	5.59	8	5	1	0	29.0	27	19	18	13	26

SAN ANTONIO MISSIONS

Working Agreement (AA)

Texas League

President: **David Elmore**

General Manager:

Burl Yarbrough

Field Manager: **John Shoemaker**

San Antonio Baseball, Inc.

Post Office Box 28268

San Antonio, TX 78228

Office Phone: **(512) 434-9311**

Park Phone: **(512) 434-9312**

- V. J. Keefe Field

Lost to Shreveport, four games to two, in the Texas League finals...outfielder Henry Rodriguez, the Dodgers' minor league player of the year and the Texas League's Most Valuable Player, hit .291 and led the league and all Dodger minor leaguers in home runs (28) and RBI (109)...outfielder Tom Goodwin, promoted from Bakersfield in midseason, finished the season with a league-leading 60 stolen bases and had a .278 batting average in 102 games...first baseman Eric Karros led the Texas League with a .352 average...Dan Opperman led the staff with his 12 wins to go along with a 3.41 ERA and 96 strikeouts in 27 starts...Jamie McAndrew, also promoted from Bakersfield at midseason, posted a 2.04 ERA, second lowest in the league...reliever Jim Poole had a 2.40 ERA and 16 saves before his promotion to L. A.



Shoemaker, John Emerson - Has been a Dodger minor league manager the past four seasons and minor league instructor since 1981...managed at San Antonio in 1989 and 1990 and at Vero Beach in 1987 and 1988...led his 1988 and 1990 teams into the playoffs...coached at Vero Beach from 1981-1986...played in the Dodgers' minor league system for four seasons before becoming a coach (1977-80)...the former infielder was the Dodgers' 35th selection in the June 1977 Free Agent Draft...is a graduate of Miami (Ohio) University where he lettered in both baseball and basketball...drafted by the Chicago Bulls in the 1978 National Basketball Association draft (sixth round).

Batting	Avg.	G	AB	R	H	2B	3B	HR	RBI	BB	SO	SB
Bournigal, R	.211	69	194	20	41	4	2	0	14	8	24	2
Brooks, J	.302	106	391	52	118	19	0	9	58	26	39	5
Brown, A	.300	43	120	13	36	10	1	2	21	11	27	1
Carr, E	.260	72	146	13	38	5	1	2	21	15	23	0
Castillo, B	.228	75	241	34	55	11	3	3	24	14	72	11
Dostal, B	.260	53	127	16	33	3	4	0	16	18	29	10
Finken, S	.284	120	395	68	112	25	3	13	66	82	98	22
Goodwin, T	.278	102	428	76	119	14	4	0	28	38	72	60
Karros, E	.352	131	509	90	179	45	2	18	78	57	80	8
Martinez, L	.277	109	383	60	106	12	0	4	37	37	46	4
Pye, E	.248	119	455	67	113	18	7	2	44	45	68	19
Rice, L	.241	79	245	25	59	11	2	0	35	24	46	3
Rodriguez, H	.291	129	495	82	144	21	9	28	109	61	66	5
Rojas, H	.282	82	241	29	68	10	2	5	36	24	34	0
Valdez, M	.220	18	41	5	9	1	0	0	3	1	11	0
White, M	.391	13	46	10	18	1	1	1	14	3	1	3

Pitching	W-L	ERA	G	GS	CG	SV	IP	H	R	ER	BB	SO
Bustillos, A	0-1	6.48	5	0	0	1	8.1	8	6	6	5	6
Campbell, K	2-6	2.33	49	0	0	8	81.0	67	29	21	25	84
Carr, E	0-0	36.00	1	0	0	0	1.0	3	5	4	1	1
Coleman, D	1-1	3.90	14	0	0	3	27.2	30	14	12	8	16
Hartsock, J	6-4	3.93	16	16	0	0	94.0	88	42	41	42	68
Hershiser, G	0-0	1.13	3	0	0	0	8.0	5	1	1	2	7
James, M	11-4	3.32	26	26	3	0	157.0	144	73	58	78	97
Marquez, I	3-1	4.86	13	0	0	0	16.2	20	10	9	8	15
McAndrew, J	7-3	2.04	12	12	0	0	79.1	69	28	18	32	50
Opperman, D	12-8	3.41	27	27	3	0	155.2	153	75	59	62	96
Pitz, M	4-4	4.12	26	9	1	0	87.1	82	45	40	16	56
Poole, J	6-7	2.40	54	0	0	16	63.2	55	31	17	27	77
Scott, T	3-3	2.85	30	0	0	7	47.1	35	17	15	14	52
Shinall, Z	6-3	3.55	20	15	0	0	91.1	93	44	36	41	43
Springer, D	8-6	3.31	24	24	3	0	163.1	147	76	60	73	77
Terrill, J	1-1	3.52	3	3	0	0	15.1	15	8	6	2	5
Vanzylveld, J	0-1	1.66	8	2	0	1	21.2	16	6	4	13	9
Wray, J	8-3	3.71	45	0	0	4	77.2	75	34	32	30	56

**VERO BEACH
DODGERS**

Ownership (A)

Florida State League

General Manager:

Tom SimmonsField Manager: **Jerry Royster**

Vero Beach Baseball Club

Dodgertown

Post Office Box 2887

Vero Beach, FL 32961

Office/Park Phone:

(407) 569-4900

- Holman Stadium

Defeated West Palm Beach two games to one to win the Florida State League Championship...outfielder Anthony Barron hit .297 with 58 runs and 60 RBI...outfielder/first baseman Freddy Gonzalez led the team with a .299 batting average...in 115 games, Anthony Collier drove in 59 RBI...first baseman Rex Peters hit .267 with 72 RBI...pitcher Cam Biberdorf notched 25 saves to set a Dodger minor league record for saves in a season...Albert Bustillos, 11-5 in 22 games, posted a 3.04 ERA and 89 strikeouts...Ramon Taveras was 13-7 with a 3.11 ERA and 116 strikeouts...Infielder Eric Young stole 75 bases to set a Vero Beach club record.



Royster, Jerry - Managed the Yakima Bears to a second place finish in 1990...in 1989 he led the Kissimmee Dodgers to a first place finish in the Northern Division of the Gulf Coast League, his first season as manager...the former major league utility player for the Dodgers, Braves, Padres, White Sox and Yankees, played 16 years in the big leagues...originally signed in 1970 as a free agent by the Dodgers.

Batting	Avg.	G	AB	R	H	2B	3B	HR	RBI	BB	SO	SB
Alvarez, J	.289	124	454	56	131	19	5	1	48	31	56	30
Barron, A	.297	111	344	58	102	21	3	6	60	30	82	42
Beard, G	.250	6	16	1	4	1	0	0	3	2	2	0
Boddie, E	.236	80	144	21	34	3	1	1	15	22	38	3
Collier, A	.276	115	380	57	105	21	1	4	59	57	74	13
Dostal, B	.302	58	192	43	58	9	2	6	29	24	20	31
Ebel, D	.167	96	198	26	33	6	0	0	12	14	33	5
Galle, M	.095	9	21	2	2	0	0	0	4	2	5	0
Gonzalez, F	.299	107	335	49	100	17	6	13	51	27	85	28
Gonzalez, P	.217	90	198	31	43	12	0	2	21	42	40	2
Gorman, D	.167	6	6	0	1	0	0	0	1	1	1	0
Griffin, M	.189	31	106	12	20	2	1	0	6	11	14	16
Lewis, A	.354	15	48	6	17	3	0	0	8	8	2	0
Marabell, S	.265	89	226	38	60	19	2	8	42	22	56	5
Munoz, J	.295	113	397	57	117	18	3	2	47	34	43	28
Peters, R	.267	129	408	65	109	19	0	9	72	88	50	15
Piazza, M	.250	88	272	27	68	20	0	6	45	11	68	0
Teel, G	.000	8	14	1	0	0	0	0	1	6	4	0
Wismer, M	.198	61	187	19	37	6	0	0	15	21	36	9
Young, E	.287	127	460	101	132	23	7	2	50	69	37	75
Pitching	W-L	ERA	G	GS	CG	SV	IP	H	R	ER	BB	SO
Astacio, P	1-5	6.32	8	8	0	0	47.0	54	39	33	23	41
Bene, B	1-10	6.99	17	14	0	0	56.2	49	55	44	96	34
Biberdorf, C	6-4	2.00	48	0	0	25	67.1	50	17	15	20	87
Brady, M	0-0	2.65	9	0	0	1	17.0	11	6	5	8	13
Bustillos, A	11-5	3.04	22	20	2	0	136.0	131	50	46	45	89
Calhoun, R	7-1	2.81	31	0	0	2	57.2	51	20	18	23	35
Delahoya, J	1-2	5.57	4	4	0	0	21.0	14	14	13	20	22
Ebel, D	0-0	0.00	1	0	0	0	2.0	2	0	0	1	0
Enno, C	1-2	2.68	29	3	0	2	50.1	49	20	15	26	29
Fischer, J	1-2	4.09	5	5	1	0	22.0	24	10	10	1	18
Fletcher, B	1-2	5.19	32	0	0	3	34.2	40	25	20	21	26
Knapp, J	3-5	3.31	18	9	1	1	73.1	64	37	27	25	48
Nina, R	0-0	7.20	7	0	0	0	10.0	12	8	8	5	4
Patrick, T	0-3	6.23	4	4	0	0	21.2	29	18	15	10	11
Perez, P	1-1	6.75	15	0	0	1	30.2	42	33	23	26	29
Taveras, R	13-7	3.11	26	26	5	0	165.0	143	67	57	65	116
Terrill, J	12-4	2.53	23	21	1	0	131.2	117	44	37	35	80
Treadwell, J	9-1	1.79	16	8	2	1	80.1	60	17	16	22	81
Vanzytveld, J	6-1	1.38	17	7	3	0	65.0	40	12	10	17	51
Wengert, B	5-1	3.86	22	7	0	0	74.2	66	40	32	36	47

**BAKERSFIELD
DODGERS**

Working Agreement (A)

California League

President: **Lowell T. Patton**General Manager: **Rick Smith**Field Manager: **Tom Beyers**

Post Office Box 10031

Bakersfield, CA 93389

Office/Park Phone:

(805) 322-1363

- Sam Lynn Park

Lost to Stockton in the finals of the California League, three games to two...Brett Magnusson was tops in batting (.311), doubles (34), home runs (23) and RBI (85)...catcher Bryan Baar was right there with him, hitting .285 with 20 home runs, 23 doubles and 71 RBI...Jason Brosnan, 12-4 with a 3.11 ERA and 157 strikeouts, led the team in wins...second baseman Matt Howard set a new league defensive record for second basemen with a .991 fielding percentage.



Beyers, Thomas James - Begins his second year managing Bakersfield (A) of the California League in 1991, following two seasons of managing the Salem Dodgers (A) in the Northwest League...his teams finished in third place in 1989 and in second place in 1990...coached at Bradenton (R) in 1984 and 1985 and at Sarasota (A) in 1986 and 1987...the former outfielder was drafted by the Dodgers in the 15th round of the June 1979 Free Agent Draft...played five seasons in the Dodger minor league system, never hitting lower than .297.

Batting	Avg.	G	AB	R	H	2B	3B	HR	RBI	BB	SO	SB
Ashley, B	.218	99	331	48	72	13	1	9	40	25	135	17
Baar, B	.285	111	389	53	111	23	1	20	71	34	114	1
Barker, T	.271	125	443	83	120	22	6	8	62	71	116	33
Beals, B	.125	13	24	3	3	1	0	0	0	3	6	5
Beard, G	.200	5	15	2	3	2	1	0	3	1	2	0
Deutsch, J	.255	120	415	62	106	20	0	10	74	73	77	3
Forrester, G	.153	48	111	9	17	5	0	1	12	8	25	1
Goodwin, T	.291	32	134	24	39	6	2	0	13	11	22	22
Griffin, M	.275	106	429	77	118	14	3	3	32	39	70	33
Howard, M	.261	137	551	75	144	22	3	1	54	37	39	47
Lewis, A	.304	96	329	56	100	20	4	6	49	43	42	4
Lott, B	.203	38	133	11	27	1	1	2	14	6	46	3
Magnusson, B	.311	121	434	92	135	34	2	23	85	73	104	5
McMurray, B	.290	66	238	41	69	20	2	7	35	28	58	3
Morrow, J	.240	95	325	37	78	17	2	5	40	20	53	8
Munoz, C	.179	14	39	3	7	1	0	0	6	6	7	2
O'Donnell, S	.243	68	230	32	56	12	1	9	36	25	59	4
Teel, G	.208	42	101	13	21	1	0	2	6	10	17	0
Valdez, A	.291	30	103	9	30	7	0	1	14	9	18	0

Pitching	W-L	ERA	G	GS	CG	SV	IP	H	R	ER	BB	SO
Aase, D	0-0	1.00	6	6	0	0	9.0	6	1	1	2	4
Astacio, P	5-2	2.77	10	7	1	0	52.0	46	22	16	15	34
Bishop, C	0-1	9.00	5	1	0	0	7.0	9	10	7	9	6
Braase, J	3-3	4.84	29	1	0	2	67.0	80	44	36	17	58
Brosnan, J	12-4	3.11	26	25	0	0	136.0	113	63	47	91	157
Coleman, D	1-6	4.61	39	0	0	16	54.2	50	33	28	26	52
Crane, R	3-3	3.42	33	8	0	1	92.0	99	43	35	42	75
Delahoya, J	4-1	5.95	9	7	0	0	39.1	50	30	26	24	37
Forrester, G	0-0	18.00	2	0	0	0	2.0	5	4	4	2	2
Frame, M	1-3	4.50	31	1	0	4	46.0	47	27	33	30	26
Gott, J	0-0	2.77	7	3	0	0	13.0	13	5	4	4	16
Helmick, T	6-6	3.73	34	9	0	4	113.1	110	56	47	51	110
Humber, F	6-5	3.47	57	0	0	13	70.0	71	30	27	32	44
Jones, K	3-3	3.48	9	8	0	0	44.0	33	20	17	23	38
Kriapp, J	8-2	5.15	12	11	1	0	71.2	93	45	41	18	36
Lewis, A	0-0	4.50	3	0	0	0	4.0	4	2	2	0	4
McAndrew, J	10-3	2.27	14	14	1	0	95.0	88	31	24	29	82
Mesa, B	0-1	9.49	5	2	0	0	12.1	12	15	13	12	6
Parisotto, B	3-4	3.93	13	8	1	0	52.2	59	41	23	28	42
Perez, P	0-0	0.00	1	0	0	0	1.0	1	0	0	0	1
Perry, P	0-0	3.60	3	3	0	0	5.0	3	3	2	1	7
Potthoff, M	0-0	3.00	7	2	0	1	15.0	17	6	5	10	15
Robinson, N	7-4	3.11	45	4	0	4	101.1	94	47	35	48	81
Sampson, M	3-4	4.96	12	10	0	0	52.2	46	36	29	45	37
Searage, R	1-2	3.21	10	5	0	0	14.0	8	5	5	8	17
Tapia, J	1-2	3.93	13	6	0	0	34.1	31	21	15	17	21
Tatis, F	3-3	5.97	18	1	0	1	31.2	38	21	21	16	36

YAKIMA BEARS

Working Agreement (A)
 Northwest League
 President: **David Elmore**
 General Manager: **Steve Ford**
 Field Manager: **Joe Vavra**
 Post Office Box 483
 Yakima, WA 98907
 Office/Park Phone:
(509) 457-5151
 - Parker Field

Finished the season in second place, with an overall record of 36-40...third baseman Mike Galle had a club-leading 41 RBI and hit .317, fifth best in the league and tops on the club...outfielder Jeff Brummer's 32 stolen bases placed him in second in the league in that category...Billy Lott drove in 38 runs, while scoring 37...pitcher Pedro Perez was 6-3 with a 2.34 ERA and six saves.



Vavra, Joseph Alan - Begins his first season as manager of Yakima. In his two seasons of managing at Great Falls (R), Vavra won consecutive league championships. His team compiled a 48-20 record in 1990 and a 53-14 (.791) record in 1989...the .791 winning percentage was the third highest mark of all time by a minor league team...was the Dodgers' eighth selection in the June 1982 Free Agent Draft...played six seasons in the Dodger minor league system before becoming a minor league coach in 1987 and 1988 at Sarasota.

Batting	Avg.	G	AB	R	H	2B	3B	HR	RBI	BB	SO	SB
Beard, G	.272	60	232	29	63	13	1	5	39	17	30	5
Bohringer, H	.327	21	49	9	16	2	2	0	10	6	6	1
Brummer, J	.270	70	274	46	74	10	4	3	32	36	61	32
Cardenas, D	.254	19	71	14	18	6	1	2	14	7	23	1
Doffek, S	.257	61	202	23	52	7	4	4	30	11	14	2
Fowler, Y	.232	35	82	6	19	3	0	0	11	5	30	0
Galle, M	.317	65	224	43	71	21	2	4	41	53	42	2
Kilafas, S	.186	39	118	8	22	2	0	1	12	8	19	5
Lott, B	.275	65	240	37	66	13	2	4	38	10	62	4
Olson, K	.259	53	170	25	44	8	0	3	23	20	39	2
Ortiz, H	.272	52	173	16	47	3	1	0	12	5	15	1
Perez, J	.282	22	71	14	20	4	0	0	5	7	11	2
Rijo, R	.260	51	200	30	52	9	1	1	13	12	32	23
Senna, S	.227	32	75	11	17	5	0	1	11	5	17	0
Troncoso, N	.250	66	228	51	57	9	2	1	32	40	39	22
Van De Brake, K	.167	5	12	1	2	0	0	0	2	1	4	0
White, C	.241	52	133	23	32	5	0	0	7	24	32	6
Pitching	W-L	ERA	G	GS	CG	SV	IP	H	R	ER	BB	SO
Astacio, P	2-0	1.74	3	3	0	0	20.2	9	8	4	4	22
Bishop, C	0-2	4.08	15	0	0	0	17.2	18	11	8	15	18
Branconier, P	1-4	5.28	18	6	0	1	61.1	85	44	36	16	35
Burroughs, K	0-1	9.64	12	0	0	0	14.0	10	18	15	25	17
Cantres, J	3-2	3.89	24	0	0	3	41.2	29	20	18	19	34
Delahoya, J	3-5	4.46	14	14	0	0	70.2	65	52	35	39	71
Freeman, S	2-7	4.00	14	14	1	0	83.1	94	58	37	28	44
Kelly, J	2-2	4.56	17	0	0	1	23.2	29	16	12	14	25
Madsen, E	1-0	3.38	13	1	0	1	24.0	17	15	9	22	23
Mimbs, Mike	4-3	3.88	12	12	0	0	67.1	58	36	29	39	72
Mintz, S	2-3	2.42	20	0	0	3	26.0	21	9	7	16	38
O'Connor, B	2-2	2.25	21	0	0	2	36.0	24	11	9	18	38
Olson, K	0-0	0.00	1	0	0	0	1.0	1	0	0	0	1
Patrick, T	5-2	3.09	11	10	0	0	58.1	56	34	20	26	66
Perez, P	6-3	2.34	24	0	0	6	42.1	24	14	11	18	47
Sampson, M	2-0	4.58	3	3	0	0	16.0	14	12	8	11	11
Tatis, F	1-4	4.48	13	13	1	0	74.1	88	45	37	24	76

**GREAT FALLS
DODGERS**

Working Agreement (R)
Pioneer League
General Manager: **Ray Klesh**
Field Manager: TBA
Post Office Box 1621
Great Falls, MT 59403
Office/Park Phone:
(406) 452-5311
- Legion Field

Swept Salt Lake three games to none to win the Pioneer League Championship...first baseman Mike Busch batted .327, drove in 47 RBI, hit a league-high 13 home runs and scored 48 runs...outfielder Raul Mondesi batted .303 and stole 30 bases...pitchers Gordon Tipton and John DeJarld led the league in ERA (1.50 and 1.64 respectively)...Mark Mimbs led the league in strikeouts with 94.

Batting	Avg.	G	AB	R	H	2B	3B	HR	RBI	BB	SO	SB
Andrews, D	.276	41	98	12	27	1	0	0	9	8	12	1
Blackwell, E	.313	60	163	33	51	7	5	4	31	36	40	12
Bohringer, H	.238	10	21	7	5	0	0	0	4	6	0	1
Busch, M	.327	61	220	48	72	18	2	13	47	39	50	3
Farrish, K	.248	61	202	24	50	6	1	1	26	18	41	5
Frauenhoffer, M	.231	41	108	16	25	2	1	0	12	12	23	4
Gray, D	.267	38	120	22	32	3	3	3	13	14	22	2
Griffin, T	.329	40	143	26	47	11	0	3	25	10	33	2
Ingram, G	.343	56	198	43	68	12	8	2	21	22	37	10
Lund, E	.162	31	68	11	11	3	1	1	8	4	8	1
Maurer, R	.269	62	238	43	64	8	0	6	43	27	38	5
Meyers, D	.326	38	92	14	30	5	1	1	23	11	25	0
Mondesi, R	.303	44	175	35	53	10	4	8	31	11	30	30
Perez, J	.267	41	90	15	24	4	1	0	19	4	10	0
Smith, I	.267	50	142	31	37	7	3	1	28	25	32	8
Watts, B	.267	51	176	26	47	9	1	2	22	14	24	3
Webb, L	.336	40	149	29	50	4	5	0	17	14	26	19
Pitching	W-L	ERA	G	GS	CG	SV	IP	H	R	ER	BB	SO
Baumann, D	7-3	3.03	13	11	0	0	68.1	66	25	23	26	48
Daspitt, J	5-2	4.06	14	9	0	0	51.0	45	26	23	30	40
DeJarld, J	3-1	1.64	22	0	0	4	49.1	35	10	9	20	56
Hamilton, K	4-2	3.63	13	13	0	0	67.0	76	34	27	28	37
Jacinto, L	0-0	4.29	17	0	0	0	21.0	27	12	10	7	15
Kerr, J	1-1	3.60	19	1	0	1	35.0	32	21	14	27	40
Martinez, P	8-3	3.62	14	14	0	0	77.0	74	39	31	40	82
Mimbs, Mark	7-4	3.23	14	14	0	0	78.0	69	32	28	29	94
Mimbs, Mike	0-0	4.05	3	0	0	0	6.2	4	5	3	5	7
O'Connor, B	0-1	8.10	1	1	0	0	3.1	7	4	3	0	4
Piotrowicz, B	2-1	1.74	22	0	0	7	41.1	29	15	8	8	41
Stryker, E	2-1	4.35	21	1	0	1	41.1	46	20	20	13	31
Tipton, G	6-1	1.50	24	0	0	7	48.0	35	10	8	17	43
Walden, R	3-0	0.42	4	4	0	0	21.2	9	4	1	11	20

PRACTICE MAKES PERFECT

Success in spring training seems to spell success during the regular season for the Dodgers. Following their 10 best spring seasons since they moved to Los Angeles in 1958, the Dodgers have either finished in first or second place, including World Championships in 1988 and 1965. Here's a look at the Dodgers' top 10 spring records:

Year	W-L	Pct.	Regular Season Finish
1976	10-3	.769	2nd - N.L. West
1974	17-7	.708	1st - N.L. Champions
1977	17-7	.708	1st - N.L. Champions
1970	17-8	.680	2nd - N.L. West
1975	19-9	.679	2nd - N.L. West
1990	8-4	.667	2nd - N.L. West
1988	21-11	.656	1st - World Champions
1965	17-11	.607	1st - World Champions
1962	18-12	.600	2nd - National League
1985	16-11	.593	1st - N.L. West

**KISSIMMEE
DODGERS**

Ownership (R)
 Gulf Coast League
 Field Manager: **Ivan De Jesus**
 Contact: **Charlie Blaney**
 Dodger Stadium
 1000 Elysian Park Avenue
 Los Angeles, CA 90012
 Office Phone:
(213) 224-1431
 -Astros Complex

Swept Bradenton two games to none to win the Gulf Coast League Championship...outfielder Domingo Mota's .343 batting average ranked fourth in the league...catcher Jose Valdez led the league in RBI (43), while hitting .316...pitcher Jose Parra struck out 50 batters, to go along with his 5-3 record and 2.67 ERA...Jake Botts also struck out 50 batters and won five games.



De Jesus, Ivan - Begins his second season managing in the Dodger system...in his rookie season as manager, he led the Kissimmee Dodgers to a 38-25 record and the Gulf Coast League Championship...De Jesus played 15 years in the major leagues as a shortstop with the Dodgers, Mets, Phillies, Cardinals, Giants and Tigers.

Batting	Avg.	G	AB	R	H	2B	3B	HR	RBI	BB	SO	SB
Blanco, H	.219	60	178	23	39	8	0	1	19	26	43	7
Brown, J	.204	28	49	9	10	0	0	0	8	13	13	3
Diaz, A	.267	60	191	27	51	6	4	1	30	28	22	11
Gorman, D	.212	27	52	8	11	0	1	1	2	6	12	2
Graves, R	.284	57	190	38	54	10	4	0	28	40	42	5
Hoffman, R	.208	13	24	3	5	0	0	0	2	4	7	1
Kliefas, S	.342	20	79	9	27	7	0	0	17	3	5	2
Macu, A	.274	38	117	20	32	1	1	2	16	11	36	4
Mota, D	.343	61	213	46	73	12	2	1	34	36	19	23
Nurre, P	.238	29	63	11	15	0	0	0	0	8	12	2
Perez, F	.067	7	15	0	1	0	0	0	0	0	6	0
Perez, J	.228	25	57	12	13	1	0	0	5	15	6	3
Pinkney, A	.167	35	90	7	15	2	1	0	7	10	22	2
Puchales, J	.200	29	55	7	11	0	0	0	3	7	20	4
Smith, F	.222	50	162	18	36	3	0	1	17	24	46	6
Sweeney, R	.125	21	32	1	4	0	0	0	2	4	16	0
Valdez, J	.316	60	209	31	66	15	1	1	43	22	30	1
Van De Brake, K	.247	24	73	17	18	5	0	0	6	7	14	2
Williams, L	.313	58	198	25	62	8	0	0	25	26	26	5

Pitching	W-L	ERA	G	GS	CG	SV	IP	H	R	ER	BB	SO
Botts, J	5-5	4.60	15	7	0	1	43.0	35	26	22	33	50
Broyles, J	4-2	2.58	11	11	0	0	59.1	50	29	17	40	39
Carroll, D	2-1	4.11	18	4	0	1	46.0	43	26	21	19	23
Castro, N	3-1	4.25	10	10	0	0	55.0	65	30	26	7	35
Cruz, J	0-4	4.79	17	1	0	0	41.1	45	24	22	33	35
Daniel, K	2-1	2.86	17	2	0	6	28.1	16	11	9	18	21
Davis, G	2-2	2.88	17	1	0	3	40.2	29	16	13	23	28
Farnsworth, R	3-2	2.60	12	7	1	1	52.0	33	18	15	22	49
Maldonado, A	6-1	3.71	17	0	0	3	34.0	43	17	14	6	31
Matthews, T	5-3	3.69	11	11	1	0	63.1	69	31	26	20	39
Parra, J	5-3	2.67	10	10	1	0	57.1	50	22	17	18	50
Racobaldo, M	1-0	1.26	16	0	0	2	28.2	22	7	4	8	17
Sweeney, R	0-0	0.00	2	0	0	0	2.0	1	0	0	0	0

**SANTO DOMINGO
DODGERS**

Field Manager:

Teddy Martinez

Campo Las Palmas

Carretera De Guerra

KM 23 1/2

Santo Domingo,

Dominican Republic

Office Phone:

(809) 567-3296

Immediately dial 02171

- Campo Las Palmas

Finished the season in third place, with a record of 36-31...Gustavo Zapata hit .282 with 20 RBI...Pitcher Jose Salcedo won eight games and lost four with a 3.84 ERA...Jesus Caraballo saved four games.



Martinez, Teddy - Enters his third season of managing in the Dominican Republic for the Dodgers...led the Moca Dodgers to a second place finish in 1990, with a 42-28 record...a former major league infielder with the Mets, Cardinals, A's and Dodgers, he finished his playing career in 1979...joined the Dodger organization in 1988 as a scout and in 1989 managed the Santo Domingo Dodgers to the Dominican Summer League Championship.

Batting	Avg.	G	AB	R	H	2B	3B	HR	RBI	BB	SO	SB
Perez, F	.308	24	78	19	24	9	1	1	16	8	14	4
Rosa, J	.283	28	92	20	26	5	0	1	15	19	13	6
Zapata, G	.282	66	213	61	60	6	5	2	20	50	27	34
Armas, J	.280	32	107	15	30	5	0	0	9	8	10	1
Martinez, S	.265	60	223	34	59	9	1	0	14	24	13	15
Soriano, P	.248	60	218	29	54	5	3	0	22	19	39	15
Macu, A	.244	22	78	12	19	9	0	2	11	13	14	6
Reyes, P	.239	67	247	23	59	6	0	1	24	10	49	1
Uribe, D	.235	40	119	16	28	3	0	0	12	15	16	2
Dotel, A	.229	66	218	37	50	13	4	3	32	44	25	22
Rodriguez, F	.228	63	241	23	55	10	0	2	33	15	52	4
Rivera, M	.222	54	153	33	34	5	2	0	15	25	43	10
Collado, H	.214	38	103	6	22	2	1	0	9	5	30	4
Gonzalez, J	.128	19	47	4	6	1	0	1	5	8	28	0
Rosario, J	.000	3	5	0	0	0	0	0	1	2	4	0
Deal, O	.000	2	0	0	0	0	0	0	0	0	0	0
Mercedes, E	.000	3	0	0	0	0	0	0	0	0	0	0
Soriano, J	.000	6	1	0	0	0	0	0	0	0	1	0
Tapia, J	.000	3	0	0	0	0	0	0	0	0	0	0
Gabriel, M	.000	0	0	0	0	0	0	0	0	0	0	0
Rodriguez, J	.000	4	1	0	0	0	0	0	0	0	1	0
Ozoria, R	.000	0	0	0	0	0	0	0	0	0	0	0
Salcedo, J	.000	0	0	0	0	0	0	0	0	0	0	0
Leonardo, R	.000	0	0	0	0	0	0	0	0	0	0	0
Cuevas, M	.000	0	1	0	0	0	0	0	0	0	1	0

Pitching	W-L	ERA	G	GS	CG	SV	IP	H	R	ER	BB	SO
Tapia, J	0-0	0.00	3	0	0	0	3.0	2	0	0	1	3
Daal, O	3-6	1.18	17	13	6	2	91.2	61	29	12	29	91
Ozoria, R	6-5	1.34	23	16	5	2	134.2	108	46	20	24	87
Caraballo, J	4-2	2.46	25	0	0	4	62.1	56	27	17	29	37
Mercedes, E	3-4	2.51	17	9	1	0	79.0	67	35	22	11	26
Gabriel, M	5-4	3.16	14	14	0	0	71.1	60	36	25	25	49
Salcedo, J	8-4	3.84	17	13	2	0	82.1	53	40	35	22	56
Leonardo, R	0-1	4.32	17	3	0	0	27.1	28	13	28	16	21
Soriano, J	5-5	4.98	31	0	0	3	47.0	57	34	26	29	39
Rodriguez, J	2-0	7.77	14	0	0	0	22.0	25	22	19	18	14
Cuevas, M	0-0	8.10	13	0	0	1	10.0	14	13	9	17	6

LOS ANGELES DODGERS JUNE 1990 FREE AGENT DRAFT

Alphabetical	Round	Pos.	Ht.	Wt.	Born	School
Abad, Fausto	63	CF	6-0	165	Jupiter, FL	Jupiter HS
Andrews, Daniel	59	RF	5-10	175	Los Angeles, CA	Cal Poly Pomona
Baumann, David	29	RHP	6-0	185	Ridgefield, CT	W. New England College
Botts, Jake	9	RHP	6-1	195	Salinas, CA	N. Monterey County HS
Brady, Michael	36	LHP	5-11	180	Tallahassee, FL	Florida State Univ.
Busch, Mike	4	1B	6-5	245	Donahue, IA	Iowa State Univ.
Calton, Robert	53	LHP	6-1	165	Lehi, UT	Lehi HS
Castaneda, Ismael	50	LHP	6-2	175	Hanford, CA	Hanford HS
Cranford, John	41	2B	6-3	170	Macon, GA	Middle Georgia College
Cunnigan, Donn	16	RF	6-2	180	Los Angeles, CA	Gahr HS
Daspit, Warren	14	RHP	6-7	210	Sacramento, CA	California State Univ.
Davis, Greg	13	RHP	6-2	195	Bakersfield, CA	El Camino College
Ehman, Kurt	34	3B	6-2	205	Ukiah, CA	Mendocino JC
Farrish, Keoki	12	CF	6-1	195	Union City, CA	Dhlonc JC
Freeman, Scott	3	RHP	6-1	195	Aurora, CO	University of Wyoming
Gorman, Dirk	49	LF	6-1	190	Bronx, NY	State Univ. New York
Graves, Randall	28	2B	5-10	175	Riverside, CA	Riverside Comm. College
Gray, Daniel	7	C	6-3	185	Bronx, NY	Binghamton State Univ.
Griffin, Timothy	15	2B	6-1	175	Cardiff, CA	Stanford Univ.
Hamilton, Kenneth	10	RHP	6-2	185	Jackson, AL	Patrick Henry JC
Hockett, Gordon	52	1B	6-3	230	Tulsa, OK	Tulsa Union HS
Jacinto, Larry	40	RHP	6-0	180	Lompoc, CA	S. Calif. College
Jacobsen, Joseph	47	RHP	6-3	195	Clovis, CA	Clovis West HS
Johnson, Mario	51	SS	5-11	180	Hollandale, MS	Simmons HS
Kerr, C. Jason	8	LHP	6-4	225	Temple City, CA	Cerritos JC
Kim, Brett	55	3B	5-10	180	Novato, CA	College of Marin
Lindemann, Wayne	21	LHP	6-1	196	Longview, WA	Lower Columbia College
Lund, Edward	44	C	6-2	205	Pasadena, CA	U. of Notre Dame
Madsen, David	60	3B	6-2	190	Murray, UT	Murray HS
Maldonado, Albert	33	LHP	5-10	178	Yauco, PR	Barringer HS
Mapp, William	11	CF	6-1	175	Casper, WY	Natrona County HS
Matos, Steve	35	C	6-2	215	Hollywood, FL	Chaminade HS
Matthews, Thomas	46	LHP	6-1	185	Corpolis, PA	Univ. Edinboro
Maurer, Ron	23	SS	6-1	185	Beechwood, NJ	Univ. of N. Carolina
Mimbs, Mark	25	LHP	6-2	180	Macon, GA	Mercer Univ.
Mimbs, Michael	24	LHP	6-2	180	Macon, GA	Mercer Univ.
Minear, Clint	42	LHP	6-4	175	Tuscaloosa, AL	E. Mississippi JC
Mintz, Stephen	17	C	5-11	190	Leland, NC	Mount Olive JC
Mota, Domingo	31	CF	5-8	175	La Crescenta, CA	CSU Fullerton
Nurre, Peter	20	C	5-11	190	Santa Cruz, CA	Cabrillo JC
O'Connor, Benjamin	30	LHP	6-3	195	Ellicott City, MD	Univ. of Maryland
Pinkney, Alton	6	CF	5-11	175	Brunswick, GA	Glynn Academy HS
Racobaldo, Michael	22	RHP	6-2	180	Pennsauken, NJ	Pennsauken HS
Raggio, Brady	38	RHP	6-5	205	Danville, CA	San Ramon HS
Raisola, Gregory	61	1B	6-0	200	Walnut, CA	Nogales HS
Read, Patrick	57	SS	6-3	180	Oakland, CA	Mt. Hood Comm. College
Rodriguez, Anthony	32	C	6-0	190	Agudilla, PR	Jose De Diego HS
Sengbusch, Jason	45	RHP	6-1	170	Oxford, WI	Westfield HS
Smith, Frank	5	RF	6-2	180	Riverside, CA	Poly HS
Smith, Ira	37	LF	5-11	195	Rock Hill, MD	Univ. of Maryland
Sweeney, Mark	39	LF	6-1	195	Holliston, MA	Univ. of Maine
Sweeney, Robert	48	3B	6-3	195	Muskego, WI	Waukesha County Tech.
Sweeney, Roger	62	RF	6-0	195	San Rafael, CA	Marin Comm. College
Tipton, Gordon	26	RHP	6-4	175	Sand Springs, OK	Oklahoma State Univ.
Treadwell, Jody	27	RHP	5-11	190	Jacksonville, FL	Jacksonville, Univ.
Wagner, Joseph	56	RHP	6-1	185	Friendship, WI	Adams Friendship HS
Walden, Ronnie	1	LHP	6-2	180	Blanchard, OK	Blanchard HS
Warren, Melvin	58	CF	6-1	175	Fairfield, CA	Solano Comm. College
Watts, Burgess	19	3B	6-2	185	Warrenville, IL	College of Du Page
Webb, Lonnie	18	2B	6-0	175	Sparta, GA	S. Georgia College
Williams, Leroy	2	3B	6-0	190	Garyville, LA	E. St. John HS
Williams, Todd	54	RHP	6-3	170	E. Syracuse, NY	Orondaga Comm. College
Williams, Charles	43	CF	6-0	200	Lumberton, MS	Meridian JC

Bold indicates signed players.

DRAFT BY POSITION

Pitchers	Catchers	Infielders	Outfielders
27	6	16	14

DRAFT BY STATE

Alabama	2	Illinois	1	New Jersey	2	Washington	1
California	23	Iowa	1	New York	3	Wisconsin	3
Colorado	1	Louisiana	1	North Carolina	1	Wyoming	1
Connecticut	1	Massachusetts	1	Oklahoma	3	Others:	
Florida	4	Mississippi	2	Pennsylvania	1	Puerto Rico	2
Georgia	5	Maryland	2	Utah	2		

DODGERS FIRST-ROUND DRAFT CHOICES IN JUNE

Year	Player	Position	Year	Player	Position
1965	John Wyatt	INF	1980	Ross Jones	INF
1966	Larry Hutton	P	1981	Dave Anderson	INF
1967	Don Denbow	INF	1982	Franklin Stubbs	INF
1968	Bobby Valentine	OF	1983	Erik Sonberg	P
1969	Terry McDermott	C	1984	Dennis Livingston	P
1970	Jim Haller	P	1985	Chris Gwynn	OF
1971	Rick Rhoden	P	1986	Mike White	OF
1972	John Harbin	INF	1987	Dan Opperman	P
1973	Ted Farr	C	1988	Bill Bene	P
1974	Rick Sutcliffe	P	1989	Kiki Jones	P
1975	Mark Bradley	INF		(New York Yankees' choice via free agent signing of Steve Sax)	
1976	Mike Scioscia	C		Tom Goodwin	OF
1977	Bob Welch	P		(Dodgers Regular Selection)	
1978	None (Pittsburgh chose via free agent signing of Terry Forster)			Jamie McAndrew	P
1979	Steve Howe	P		(Supplemental pick between first and second rounds for Yankees' signing of Sax)	
	(Pittsburgh's choice via free agent signing of Lee Lacy)			Ronnie Walden	P
	Steve Perry	P	1990		
	(New York Yankees' choice via free agent signing of Tommy John)				

1991 MINOR LEAGUE PLAYERS

Agramonte, Freddy**RHP****Height:** 5-11 **Bats:** Right **Born:** 11/13/73 at Santo Domingo, DR**Weight:** 146 **Throws:** Right **Residence:** Santo Domingo, DR**School:** Liceo Nocturno Pedro Billini, DR**How obtained:** Signed as a free agent, November 18, 1990**Recommended / Signed by:** Pablo Peguero

Year	Club	W-L	ERA	G	GS	CG	SHO	SV	IP	H	R	ER	BB	SO
(1991 will be his first professional season)														

Allen, Steven**RHP****Height:** 6-3 **Bats:** Right **Born:** 7/27/66 at Nashua, NH**Weight:** 210 **Throws:** Right **Residence:** Nashua, NH**School:** University of Massachusetts**How obtained:** Acquired in a trade with Texas, December 29, 1990 with David Lynch, in exchange for Jim Poole.**Recommended / Signed by:** Pablo Peguero

Year	Club	W-L	ERA	G	GS	CG	SHO	SV	IP	H	R	ER	BB	SO
1988	Butte	2-2	9.32	17	6	0	0	1	46.1	74	53	48	14	30
1989	Gastonia	6-2	2.02	51	0	0	0	3	89.0	60	33	20	31	84
1990	Tulsa	8-4	3.83	54	0	0	0	5	89.1	97	43	38	42	84

Alvarez (Martinez), Jorge**INF****Height:** 5-10 **Bats:** Right **Born:** 10/30/68 at Sanchez, DR**Weight:** 157 **Throws:** Right **Residence:** Sanchez, DR**School:** Liceo Secundario Las Terranas, DR**How obtained:** Signed as a free agent, June 27, 1987**Recommended / Signed by:** Ralph Avila

Year	Club	Avg.	G	AB	R	H	2B	3B	HR	RBI	BB	SO	SB	CS
1988	Sarasota	.293	55	167	23	49	13	2	0	24	17	25	5	3
1989	Salem	.268	76	291	46	78	14	6	6	33	49	58	22	10
1990	Vero Beach	.289	124	454	56	131	19	5	1	48	31	56	30	12

Andrews, Daniel**OF****Height:** 5-10 **Bats:** Left **Born:** 10/19/67 at El Centro, CA**Weight:** 175 **Throws:** Right **Residence:** Los Angeles, CA**School:** Cal Poly Pomona, CA**How obtained:** Dodgers #59 selection in the June 1990 Free Agent Draft**Recommended / Signed by:** Gail Henley

Year	Club	Avg.	G	AB	R	H	2B	3B	HR	RBI	BB	SO	SB	CS
1990	Great Falls	.276	41	98	12	27	1	0	0	9	8	12	1	1

Aquino, Julio**C****Height:** 6-0 **Bats:** Right **Born:** 12/12/72 at Guerra, DR**Weight:** 160 **Throws:** Right **Residence:** Sanchez, DR**School:** Escuela Estorga De Guerra, DR**How obtained:** Signed as a free agent, August 5, 1990**Recommended / Signed by:** Eleodoro Arias

Year	Club	Avg.	G	AB	R	H	2B	3B	HR	RBI	BB	SO	SB	CS
(1991 will be his first professional season)														

Arias (Melendiz), Ricardo **RHP****Height:** 6-1 **Bats:** Right **Born:** 7/25/74 at La Romana, DR**Weight:** 172 **Throws:** Right **Residence:** La Romana, DR**School:** Primaria De Higueral, DR**How obtained:** Signed as a free agent, July 25, 1990**Recommended / Signed by:** Silvano Quesada

Year	Club	Avg.	G	AB	R	H	2B	3B	HR	RBI	BB	SO	SB	CS
(1991 will be his first professional season)														

Armas, Julio Cesar **OF****Height:** 5-11 **Bats:** Right **Born:** 3/9/72 at Puerto Piritu, Venezuela**Weight:** 168 **Throws:** Right **Residence:** Puerto Piritu, Venezuela**School:** Liceo Pedro R. Herrera H.S., Venezuela**How obtained:** Signed as a free agent, November 22, 1989**Recommended / Signed by:** Teodoro Mata and Camilo Pascual**Notes:** Brother of former major leaguer Tony Armas

Year	Club	Avg.	G	AB	R	H	2B	3B	HR	RBI	BB	SO	SB	CS
1990	Santo Domingo	.280	32	107	15	30	5	0	0	9	8	10	1	0

Armstrong, Kevin **RHP****Height:** 6-0 **Bats:** Right **Born:** 3/29/64 at San Antonio, TX**Weight:** 175 **Throws:** Right **Residence:** San Antonio, TX**School:** Sam Houston State University, TX**How obtained:** Obtained from San Diego in the Winter Draft, December 6, 1988**Recommended / Signed by:** Gib Bodet

Year	Club	W-L	ERA	G	GS	CG	SHO	SV	IP	H	R	ER	BB	SO
1985	Little Falls	5-5	2.64	15	13	2	1	0	92.0	77	34	27	32	69
1986	Columbia	17-5	2.71	15	13	2	1	0	189.0	161	77	57	65	150
1987	Wichita	2-5	6.78	15	15	0	0	0	73.0	103	63	55	42	36
1988	Riverside	8-3	3.84	18	10	0	0	0	84.1	81	45	36	31	74
1989	San Antonio	8-8	3.77	26	26	3	2	0	157.2	151	82	66	63	82

Ashley, Billy Manual **OF****Height:** 6-7 **Bats:** Right **Born:** 7/11/70 at Taylor, MI**Weight:** 220 **Throws:** Right **Residence:** Belleville, MI**School:** Belleville H.S., MI**How obtained:** Dodgers' 3rd round (#2 overall) selection in the June 1988 Free Agent Draft**Recommended / Signed by:** Dale McReynolds and Phil Sahara

Year	Club	Avg.	G	AB	R	H	2B	3B	HR	RBI	BB	SO	SB	CS
1988	Sarasota	.154	9	26	3	4	0	0	0	0	1	9	1	0
1989	Kissimmee	.238	48	160	23	38	6	2	1	19	19	42	16	1
1990	Bakersfield	.218	99	331	48	72	13	1	9	40	25	135	17	3

Astacio, Pedro Julio **RHP****Height:** 6-2 **Bats:** Right **Born:** 11/28/69 at Hato Mayor, DR**Weight:** 174 **Throws:** Right **Residence:** Hato Mayor, DR**School:** Pilar Rondon H.S., DR**How obtained:** Signed as a free agent, November 21, 1987**Recommended / Signed by:** Ralph Avila and Elvio Jimenez

Year	Club	W-L	ERA	G	GS	CG	SHO	SV	IP	H	R	ER	BB	SO
1988	Santo Domingo	4-2	2.08	8	7	1	0	0	47.2	43	21	11	18	20
1989	Kissimmee	7-3	3.17	12	12	1	1	0	76.2	77	30	27	12	52
1990	Vero Beach	1-5	6.32	8	8	0	0	0	47.0	54	39	33	23	41
1990	Bakersfield	5-2	2.77	10	7	1	0	0	52.0	46	22	16	15	34

Baar, Bryan David**C****Height:** 6-3 **Bats:** Right **Born:** 4/10/68 at Zeeland, MI**Weight:** 205 **Throws:** Right **Residence:** Jennison, MI**School:** Western Michigan University, MI**How obtained:** Dodgers' #10 selection in the June 1989 Free Agent Draft**Recommended / Signed by:** Dale McReynolds**1990 Notes:** Named to California League All-Star team

Year	Club	Avg.	G	AB	R	H	2B	3B	HR	RBI	BB	SO	SB	CS
1989	Great Falls	.288	48	139	31	40	9	1	10	38	27	35	1	2
1990	Bakersfield	.285	111	389	53	111	23	1	20	71	34	114	1	2

Barker, Timothy Neal**INF****Height:** 6-0 **Bats:** Right **Born:** 6/30/68 at Baltimore, MD**Weight:** 175 **Throws:** Right **Residence:** Salisbury, MD**School:** Virginia Commonwealth University, VA**How obtained:** Dodgers' #9 selection in the June 1989 Free Agent Draft**Recommended / Signed by:** Gary LaRocque

Year	Club	Avg.	G	AB	R	H	2B	3B	HR	RBI	BB	SO	SB	CS
1989	Great Falls	.313	59	201	54	63	9	6	5	36	37	55	25	9
1990	Bakersfield	.271	125	443	83	120	22	6	8	62	71	116	33	14

Barron, Anthony Dirk**OF****Height:** 6-0 **Bats:** Right **Born:** 8/17/66 at Portland, OR**Weight:** 185 **Throws:** Right **Residence:** Tacoma, WA**School:** Willamette University, OR**How obtained:** Dodgers' #7 selection in the June 1987 Free Agent Draft**Recommended / Signed by:** Hank Jones

Year	Club	Avg.	G	AB	R	H	2B	3B	HR	RBI	BB	SO	SB	CS
1987	Great Falls	.298	53	171	33	51	13	2	3	30	13	49	5	3
1988	Salem	.303	73	261	54	79	6	3	9	38	25	75	36	7
	Bakersfield	.250	12	20	1	5	2	0	0	4	1	5	0	0
1989	Vero Beach	.244	105	324	45	79	7	5	4	40	17	90	26	12
1990	Vero Beach	.297	111	344	58	102	21	3	6	60	30	82	42	7

Baumann, David**RHP****Height:** 6-0 **Bats:** Right **Born:** 3/6/68 at Danbury, CT**Weight:** 185 **Throws:** Right **Residence:** Ridgefield, CT**School:** Western New England College**How obtained:** Dodgers' #29 selection in the June, 1990 Free Agent Draft**Recommended / Signed by:** Buzz Bowers

Year	Club	W-L	ERA	G	GS	CG	SHO	SV	IP	H	R	ER	BB	SO
1990	Great Falls	7-3	3.03	13	11	0	0	0	68.1	66	25	23	26	48

Bautista, Jorge**RHP****Height:** 6-1 **Bats:** Right **Born:** 6/22/71 Bani, DR**Weight:** 154 **Throws:** Right **Residence:** Nizao, DR**School:** Liceo Aliro Paulino H.S., DR**How obtained:** Signed as a free agent, May 18, 1990**Recommended / Signed by:** Pablo Peguero

Year	Club	W-L	ERA	G	GS	CG	SHO	SV	IP	H	R	ER	BB	SO
1990	Santo Domingo	2-3	6.20	17	13	0	0	0	49.1	56	44	34	39	29

Bean, William**OF****Height:** 6-1 **Bats:** Left **Born:** 5/11/64 at Santa Ana, CA**Weight:** 185 **Throws:** Left **Residence:** Hollywood, CA**School:** Loyola Marymount University**How obtained:** Acquired in a trade with Detroit on July 24, 1989 for outfielder Steve Green and infielder Domingo Michel**Recommended / Signed by:** Dale McReynolds

Year	Club	Avg.	G	AB	R	H	2B	3B	HR	RBI	BB	SO	SB	CS
1986	Glens Falls	.283	80	279	43	79	10	3	8	49	36	27	3	0
1987	Toledo	.275	104	357	51	98	18	2	8	43	38	52	13	0
	Detroit	.258	26	66	6	17	2	0	0	4	5	11	1	0
1988	Toledo	.256	138	484	59	124	19	1	6	40	41	45	12	0
	Detroit	.182	10	11	2	2	0	1	0	0	0	2	0	0
1989	Toledo	.315	76	267	43	84	14	2	4	29	27	35	7	2
	L.A. Dodgers	.197	50	71	7	14	4	0	0	3	4	10	0	2
	Albuquerque	.222	3	9	1	2	0	1	0	3	2	0	0	0
1990	Albuquerque	.295	129	427	85	126	26	5	7	67	69	63	16	8

Beard, Garrett William**INF****Height:** 6-1 **Bats:** Right **Born:** 2/1/69 at Pittsburgh, PA**Weight:** 190 **Throws:** Right **Residence:** Irwin, PA**School:** Northwestern University**How obtained:** Dodgers' #46 selection in the June 1988 Free Agent Draft**Recommended / Signed by:** Jim Garland

Year	Club	Avg.	G	AB	R	H	2B	3B	HR	RBI	BB	SO	SB	CS
1989	Salem	.241	75	274	38	66	11	2	6	54	31	58	22	10
1990	Yakima	.272	60	232	29	63	13	1	5	39	17	30	5	6

Bene, William Stephen**RHP****Height:** 6-4 **Bats:** Right **Born:** 11/21/67 at Long Beach, CA**Weight:** 200 **Throws:** Right **Residence:** Long Beach, CA**School:** California State Los Angeles**How obtained:** Dodgers' #1 selection in the June 1988 Free Agent Draft**Recommended / Signed by:** Dale McReynolds

Year	Club	W-L	ERA	G	GS	CG	SHO	SV	IP	H	R	ER	BB	SO
1988	Great Falls	5-0	4.55	13	12	0	0	0	65.1	53	43	33	45	56
1989	Bakersfield	0-2	11.48	7	5	0	0	0	13.1	14	20	17	29	11
	Salem	0-2	9.22	7	4	0	0	0	13.2	13	18	14	27	13
1990	Vero Beach	1-10	6.99	17	14	0	0	0	56.2	49	55	44	96	34

Biberdorf, Cameron Edwin**RHP****Height:** 6-3 **Bats:** Right **Born:** 9/21/66 at Portage La Prairie, Canada**Weight:** 200 **Throws:** Right **Residence:** Manitoba, Canada**School:** Mayville State, ND**How obtained:** Dodgers' 33rd round (#32 overall) selection in the June 1988 Free Agent Draft**Recommended / Signed by:** Dale McReynolds**1990 Notes:** Set the Dodgers' Minor League save record with 25 for Vero Beach

Year	Club	W-L	ERA	G	GS	CG	SHO	SV	IP	H	R	ER	BB	SO
1988	Great Falls	2-2	2.59	27	0	0	0	0	31.1	25	12	9	11	36
1989	Bakersfield	8-6	3.39	51	2	0	0	5	109.0	87	51	41	51	90
1990	Vero Beach	6-4	2.01	48	0	0	0	25	67.1	50	17	15	20	87

Blackwell, James Eric**OF****Height:** 6-1 **Bats:** Left **Born:** 12/20/68 at Manning, SC**Weight:** 180 **Throws:** Right **Residence:** Alcola, SC**School:** Spartanburg JC, SC**How obtained:** Dodgers' #46 selection in the June 1988 Free Agent Draft**Recommended / Signed by:** Jim Garland

Year	Club	Avg.	G	AB	R	H	2B	3B	HR	RBI	BB	SO	SB	CS
1989	Kissimmee	.232	45	125	12	29	1	2	1	14	8	25	16	2
1990	Great Falls	.313	60	163	33	51	7	5	4	31	36	40	12	5

Los Angeles Dodgers

260

Blanco, Henry Ramon**C**

Height: 5-11 **Bats:** Right **Born:** 8/29/71 at Caracas, Venezuela
Weight: 168 **Throws:** Right **Residence:** Guarenas Edo Miranda, Venezuela
School: Antonio Jose de Sucre H.S., Venezuela
How obtained: Signed as a free agent, November 12, 1989
Recommended / Signed by: Camillo Pascual

Year	Club	Avg.	G	AB	R	H	2B	3B	HR	RBI	BB	SO	SB	CS
1990	Kissimmee	.219	60	178	23	39	8	0	1	19	26	43	7	2

Boggetto, Bradley Alan**RHP**

Height: 6-2 **Bats:** Left **Born:** 9/3/68 at Joliet, IL
Weight: 185 **Throws:** Right **Residence:** Shorewood, IL
School: Parkland College, IL
How obtained: Dodgers' 37th round (#36 overall) selection in the June 1988 Free Agent Draft
Recommended / Signed by: Glen Van Proyen and Bob Hale

Year	Club	W-L	ERA	G	GS	CG	SHO	SV	IP	H	R	ER	BB	SO
1989	Kissimmee	5-4	3.62	12	12	1	1	0	69.2	67	33	28	35	40
1990	Kissimmee	(injured—did not play)												

Bohringer, Helmut E.**INF**

Height: 5-10 **Bats:** Right **Born:** 8/26/67 at Queens, NY
Weight: 170 **Throws:** Right **Residence:** Mineola, NY
School: Adelphi University, NY
How obtained: Dodgers' #40 selection in the June 1989 Free Agent Draft
Recommended / Signed by: Steve Lembo

Year	Club	Avg.	G	AB	R	H	2B	3B	HR	RBI	BB	SO	SB	CS
1989	Kissimmee	.258	13	31	4	8	1	0	0	2	3	3	2	0
	Vero Beach	.242	30	62	6	15	2	0	0	10	5	13	0	1
1990	Great Falls	.238	10	21	7	5	0	0	0	4	6	0	1	1
	Yakima	.327	21	49	9	16	2	2	0	10	6	6	1	1

Botts, Jacob**RHP**

Height: 6-2 **Bats:** Both **Born:** 8/5/72 at Red Bluff, CA
Weight: 190 **Throws:** Right **Residence:** Salinas, CA
School: North Monterey County H.S., CA
How obtained: Dodgers' #9 selection in the June 1990 Free Agent Draft
Recommended / Signed by: Dick Hanlon

Year	Club	W-L	ERA	G	GS	CG	SHO	SV	IP	H	R	ER	BB	SO
1990	Kissimmee	5-5	4.60	15	7	0	0	1	43.0	35	26	22	33	50

Bournigal, Rafael Antonio**INF**

Height: 5-11 **Bats:** Right **Born:** 5/12/66 at Acua, DR
Weight: 160 **Throws:** Right **Residence:** Santo Domingo, DR
School: Florida State University
How obtained: Dodgers' #19 selection in the June 1987 Free Agent Draft
Recommended / Signed by: Tommy Mixon

Year	Club	Avg.	G	AB	R	H	2B	3B	HR	RBI	BB	SO	SB	CS
1987	Great Falls	.146	30	82	5	12	4	0	0	4	3	7	0	1
1988	Salem	.313	70	275	54	86	10	1	0	25	38	32	11	6
1989	Vero Beach	.264	132	484	74	128	11	1	1	37	33	21	18	13
1990	San Antonio	.211	69	194	20	41	4	2	0	14	8	24	2	1

Brady, Michael**LHP****Height:** 5-11 **Bats:** Left **Born:** 5/19/68 at South Bend, IN**Weight:** 180 **Throws:** Left **Residence:** Jacksonville, FL**School:** Florida State University**How obtained:** Signed as a free agent, July 16, 1990**Recommended / Signed by:** Tommy Mixon

Year	Club	W-L	ERA	G	GS	CG	SHO	SV	IP	H	R	ER	BB	SO
1990	Vero Beach	0-0	2.65	9	0	0	0	1	17.0	11	6	5	8	13

Brooks, Jerome Edward**OF****Height:** 6-0 **Bats:** Right **Born:** 3/23/67 at Syracuse, NY**Weight:** 195 **Throws:** Right **Residence:** Syracuse, NY**School:** Clemson University**How obtained:** Dodgers' #12 selection in the June 1988 Free Agent Draft**Recommended / Signed by:** Tommy Mixon

Year	Club	Avg.	G	AB	R	H	2B	3B	HR	RBI	BB	SO	SB	CS
1988	Great Falls	.347	68	285	63	99	21	3	8	61	24	25	7	4
1989	Bakersfield	.290	141	565	70	164	39	1	16	87	25	79	9	6
1990	San Antonio	.302	106	391	52	118	19	0	9	58	26	39	5	8

Brosnan, Jason Daniel**LHP****Height:** 6-1 **Bats:** Left **Born:** 1/26/68 at Castro Valley, CA**Weight:** 190 **Throws:** Left **Residence:** San Leandro, CA**School:** Fresno State University, CA**How obtained:** Dodgers' #11 selection in the June 1989 Free Agent Draft**Recommended / Signed by:** Deni Pacini**1990 Notes:** Named to the California League All-Star team

Year	Club	W-L	ERA	G	GS	CG	SHO	SV	IP	H	R	ER	BB	SO
1989	Great Falls	6-2	2.55	13	13	0	0	0	67.0	41	24	19	55	89
1990	Bakersfield	12-4	3.11	26	25	0	0	0	136.0	113	63	47	91	157

Brown, Adam Cary**C****Height:** 6-0 **Bats:** Right **Born:** 8/10/66 at Athens, GA**Weight:** 203 **Throws:** Right **Residence:** Monroe, GA**School:** Dekalb JC, GA**How obtained:** Dodgers' #4 selection in the January 1986 Free Agent Draft**Recommended / Signed by:** Tommy Mixon

Year	Club	Avg.	G	AB	R	H	2B	3B	HR	RBI	BB	SO	SB	CS
1986	Great Falls	.301	64	209	30	63	13	1	8	41	37	62	6	0
1987	Bakersfield													
1988	Bakersfield	.352	92	318	66	112	18	3	9	80	54	50	5	0
	San Antonio	.296	30	98	14	29	5	0	2	13	7	19	0	1
1989	San Antonio	.282	42	124	19	35	6	0	6	20	13	20	1	0
1990	San Antonio	.300	43	120	13	36	10	1	2	21	11	27	1	0

Broyles, Jason Paul**RHP****Height:** 6-2 **Bats:** Right **Born:** 4/4/71 at Lansing, MI**Weight:** 175 **Throws:** Right **Residence:** Dewitt, MI**School:** Dewitt H.S., MI**How obtained:** Signed as a free agent, August 22, 1989**Recommended / Signed by:** Dale McReynolds

Year	Club	W-L	ERA	G	GS	CG	SHO	SV	IP	H	R	ER	BB	SO
1990	Kissimmee	4-2	2.58	11	11	0	0	0	59.1	50	29	17	40	39

Brummer, Jeffrey Thomas**OF****Height:** 6-0 **Bats:** Left **Born:** 4/20/67 at Syracuse, NY**Weight:** 175 **Throws:** Left **Residence:** Tonawanda, NY**School:** Canisius College, NY**How obtained:** Signed as a free agent, August 16, 1988**Recommended / Signed by:** Bob Miske

Year	Club	Avg.	G	AB	R	H	2B	3B	HR	RBI	BB	SO	SB	CS
1989	Vero Beach	.306	46	62	13	19	1	0	1	6	11	13	8	3
	Kissimmee	.350	8	20	5	7	0	0	0	1	4	3	5	1
1990	Yakima	.270	70	274	46	74	10	4	3	32	36	61	32	7

Busch, Michael**INF****Height:** 6-5 **Bats:** Right **Born:** 7/7/68 at at Davenport, IA**Weight:** 238 **Throws:** Right **Residence:** Donahue, IA**School:** Iowa State University**How obtained:** Dodgers' # 4 selection in the June 1990 Free Agent Draft.**Recommended / Signed by:** Glen Van Proyen**1990 Notes:** Named to Pioneer League All-Star team

Year	Club	Avg.	G	AB	R	H	2B	3B	HR	RBI	BB	SO	SB	CS
1990	Great Falls	.327	61	220	48	72	18	2	13	47	39	50	3	2

Bustillos, Albert**RHP****Height:** 6-2 **Bats:** Right **Born:** 4/8/68 at San Jose, CA**Weight:** 225 **Throws:** Right **Residence:** Gilroy, CA**School:** Gaviln JC, CA**How obtained:** Dodgers' #47 selection in the June 1987 Free Agent Draft**Recommended / Signed by:** Dick Hanlon

Year	Club	W-L	ERA	G	GS	CG	SHO	SV	IP	H	R	ER	BB	SO
1988	Sarasota	6-3	1.46	17	6	1	0	2	68.0	46	13	11	12	65
1989	Vero Beach	2-4	2.93	7	7	1	0	0	43.0	42	19	14	11	30
	Bakersfield	8-4	3.17	19	19	2	1	0	125.0	115	53	44	42	80
1990	Vero Beach	11-5	3.04	22	20	2	1	0	136.0	131	50	46	45	89

Cairo, Miguel Jesus**INF****Height:** 6-0 **Bats:** Right **Born:** 5/4/74 at Anaco, Venezuela**Weight:** 160 **Throws:** Right **Residence:** Anaco, Venezuela**How obtained:** Signed as a free agent, September 20, 1990**Recommended / Signed by:** Camilo Pascual

Year	Club	Avg.	G	AB	R	H	2B	3B	HR	RBI	BB	SO	SB	CS
(1991 will be his first professional season)														

Calhoun, George Ray**RHP****Height:** 6-4 **Bats:** Right **Born:** 5/30/69 at Greenville, SC**Weight:** 185 **Throws:** Right **Residence:** Greenville, SC**School:** Spartanburg Methodist College, SC**How obtained:** Dodgers' #31 selection in the June 1989 Free Agent Draft**Recommended / Signed by:** Tommy Mixon

Year	Club	W-L	ERA	G	GS	CG	SHO	SV	IP	H	R	ER	BB	SO
1989	Great Falls	0-1	1.59	7	0	0	0	2	17.0	21	4	3	1	11
	Bakersfield	1-0	3.09	15	1	0	0	0	32.0	32	14	11	18	24
1990	Vero Beach	7-1	2.81	31	0	0	0	2	57.2	51	20	18	23	35

Caraballo, Jesus Salvador RHP**Height:** 6-2 **Bats:** Right **Born:** 1/22/73 at Guanta, Venezuela**Weight:** 170 **Throws:** Right **Residence:** Guanta, Venezuela**School:** Liceo Manuel R. Bravo H.S., Venezuela**How obtained:** Signed as a free agent, December 1, 1989**Recommended / Signed by:** Teodoro Mata

Year	Club	W-L	ERA	G	GS	CG	SHO	SV	IP	H	R	ER	BB	SO
1990	Santo Domingo	4-2	2.45	25	0	0	0	4	62.1	56	27	17	29	37

Cardenas (Pacheco), Daniel Fermin OF**Height:** 6-2 **Bats:** Right **Born:** 10/2/68 at Santo Domingo, DR**Weight:** 160 **Throws:** Right **Residence:** Santo Domingo, DR**School:** Francisco University Dominguez, DR**How obtained:** Signed as a free agent, August 26, 1986**Recommended / Signed by:** Ralph Avila and Elvio Jimenez

Year	Club	Avg.	G	AB	R	H	2B	3B	HR	RBI	BB	SO	SB	CS
1988	Salem	.222	41	135	15	30	5	0	3	17	9	53	7	2
1989	Kissimmee	.261	55	199	28	52	7	7	4	36	13	51	5	2
1990	Yakima	.254	19	71	14	18	6	1	2	14	7	23	1	0

Carr Jr., Ernest Russell INF**Height:** 5-10 **Bats:** Left **Born:** 12/4/66 at Meriden, CT**Weight:** 175 **Throws:** Right **Residence:** Meriden, CT**School:** Jacksonville University, FL**How obtained:** Dodgers' 26th round (#25 overall) selection in the June 1988 Free Agent Draft**Recommended / Signed by:** Tommy Mixon

Year	Club	Avg.	G	AB	R	H	2B	3B	HR	RBI	BB	SO	SB	CS
1988	Great Falls	.333	64	255	49	85	20	3	4	62	29	35	11	1
1989	Bakersfield	.254	132	531	78	135	36	7	9	64	44	84	2	5
1990	San Antonio	.260	72	146	13	38	5	1	2	21	15	23	0	1

Carroll, Donald Alton LHP**Height:** 6-0 **Bats:** Left **Born:** 11/11/68 at San Diego, CA**Weight:** 175 **Throws:** Left **Residence:** El Cajon, CA**School:** Granite Hills H.S., CA**How obtained:** Dodgers' #2 selection in the June 1987 Free Agent Draft**Recommended / Signed by:** Dennis Haren

Year	Club	Avg.	G	AB	R	H	2B	3B	HR	RBI	BB	SO	SB	CS
1988	Great Falls	.287	48	164	29	47	3	0	1	25	25	33	20	9
1989	Salem	.263	67	236	50	62	15	6	6	28	31	70	15	7
Year	Club	W-L	ERA	G	GS	CG	SHO	SV	IP	H	R	ER	BB	SO
1990	Kissimmee	2-1	4.11	18	4	0	0	1	46.0	43	26	21	19	23

Castro, Nelson (Jimenez) RHP**Height:** 6-1 **Bats:** Right **Born:** 12/10/71 at San Pedro de Macoris, DR**Weight:** 165 **Throws:** Right **Residence:** San Pedro de Macoris, DR**School:** El Soco H.S., DR**How obtained:** Signed as a free agent, August 2, 1989**Recommended / Signed by:** Victor Nazario

Year	Club	W-L	ERA	G	GS	CG	SHO	SV	IP	H	R	ER	BB	SO
1990	Kissimmee	3-1	4.25	10	10	0	0	0	55.0	65	30	26	7	35

Correa, Edwin**RHP**

Height: 6-2 **Bats:** Right **Born:** 4/29/66 at Hato Rey, PR
Weight: 215 **Throws:** Right **Residence:** Carolina, PR
School: Academic Adventista Metropolia H.S., PR
How obtained: Signed as a free agent, February 12, 1990
Recommended / Signed by: Dave Wallace

Year	Club	W-L	ERA	G	GS	CG	SHO	SV	IP	H	R	ER	BB	SO
1982	Sarasota	5-2	2.75	10	8	1	0	0	59.0	40	23	18	27	53
1983	Appleton	3-9	4.45	19	18	0	0	0	95.0	81	59	47	61	87
1984	Appleton	10-6	3.44	26	16	1	1	0	149.1	127	71	57	87	134
1985	Glens Falls	1-5	6.75	8	8	0	0	0	40.0	37	41	30	35	34
	Appleton	13-3	2.53	18	18	6	2	0	139.0	93	45	39	56	128
	Chicago(AL)	1-0	6.97	5	1	0	0	0	10.1	11	9	8	11	10
1986	Texas	12-14	4.43	32	32	4	2	0	202.1	167	102	95	126	189
1987	Texas	3-5	7.59	15	15	0	0	0	70.0	83	63	59	52	61
1988	Texas													
1989	Texas													
1990	Albuquerqué													

Cova, Lugwig**OF**

Height: 6-0 **Bats:** Right **Born:** 5/17/73 at Edo Anzoategui, Venezuela
Weight: 160 **Throws:** Right **Residence:** Edo Anzoategui, Venezuela
School: U.E. Instituto, Venezuela
How obtained: Signed as a free agent, November 11, 1990
Recommended / Signed by: Camilo Pascual

Year	Club	Avg.	G	AB	R	H	2B	3B	HR	RBI	BB	SO	SB	CS

(1991 will be his first professional season)

Crane, Richard Seymore**LHP**

Height: 6-0 **Bats:** Left **Born:** 11/4/68 at Hayward, CA
Weight: 185 **Throws:** Left **Residence:** Fremont, CA
School: Fresno State University, CA
How obtained: Dodgers' #6 selection in the June 1989 Free Agent Draft
Recommended / Signed by: Deni Pacini

Year	Club	W-L	ERA	G	GS	CG	SHO	SV	IP	H	R	ER	BB	SO
1989	Great Falls	3-0	3.33	16	0	0	0	1	24.1	23	15	9	21	25
1990	Bakersfield	3-3	3.42	33	8	0	0	1	92.0	99	43	35	42	75

Cruz, Jose**RHP**

Height: 6-2 **Bats:** Right **Born:** 6/23/72 at Lajas, PR
Weight: 165 **Throws:** Right **Residence:** Lajas, PR
School: Leonides Moicules Rodriguez H.S., PR
How obtained: Signed as a free agent, February 5, 1990
Recommended / Signed by: Miguel Villaran

Year	Club	W-L	ERA	G	GS	CG	SHO	SV	IP	H	R	ER	BB	SO
1990	Kissimmee	0-4	4.79	17	1	0	0	0	41.1	45	24	22	33	35

Daal, Omar**LHP**

Height: 6-3 **Bats:** Left **Born:** 3/01/72 at Maracaibo, Venezuela
Weight: **Throws:** Left **Residence:** Valencia, Venezuela
School: Valencia Superior H.S., Venezuela
How obtained: Signed as a free agent, August 24, 1990
Recommended / Signed by: Camilo Pascual

Year	Club	W-L	ERA	G	GS	CG	SHO	SV	IP	H	R	ER	BB	SO
1990	Santo Domingo	3-6	1.18	17	13	6	0	2	91.2	61	29	12	29	91

Daspit, Warren James**RHP****Height:** 6-7 **Bats:** Right **Born:** 8/10/69 at Tacoma, WA**Weight:** 210 **Throws:** Right **Residence:** Sacramento, CA**School:** Sacramento State University, CA**How obtained:** Dodgers' #14 selection in the June 1990 Free Agent Draft**Recommended / Signed by:** Mark Sheehy

Year	Club	W-L	ERA	G	GS	CG	SHO	SV	IP	H	R	ER	BB	SO
1990	Great Falls	5-2	4.06	14	9	0	0	0	51.0	45	26	23	30	40

Davis, Gregory**RHP****Height:** 6-2 **Bats:** Right **Born:** 7/06/70 at Torrance, CA**Weight:** 195 **Throws:** Right **Residence:** Bakersfield, CA**School:** El Camino College, CA**How obtained:** Dodgers' #13 selection in the June 1990 Free Agent Draft**Recommended / Signed by:** Bobby Darwin

Year	Club	W-L	ERA	G	GS	CG	SHO	SV	IP	H	R	ER	BB	SO
1990	Kissimmee	2-2	2.88	17	1	0	0	3	40.2	29	16	13	23	28

DeJard, John**RHP****Height:** 5-11 **Bats:** Left **Born:** 4/23/68 at Joliet, IL**Weight:** 180 **Throws:** Right **Residence:** Shorewood, IL**School:** Providence Catholic H.S., IL**How obtained:** Signed as a free agent, June 14, 1990**Recommended / Signed by:** Glen Van Proyen

Year	Club	W-L	ERA	G	GS	CG	SHO	SV	IP	H	R	ER	BB	SO
1990	Great Falls	3-1	1.64	22	0	0	0	4	49.1	35	10	9	20	56

Del Rosario (Soto), Alido**OF****Height:** 5-11 **Bats:** Left **Born:** 7/15/70 at Santo Domingo, DR**Weight:** 170 **Throws:** Left **Residence:** Santo Domingo, DR**School:** Cristobal Colon H.S., DR**How obtained:** Signed as a free agent, December 29, 1988**Recommended / Signed by:** Ralph Avila

Year	Club	Avg.	G	AB	R	H	2B	3B	HR	RBI	BB	SO	SB	CS
1989	Santo Domingo	.337	33	83	24	28	2	2	0	11	19	5	8	3
1990	Santo Domingo													

Delahoya, Javier Jaime**RHP****Height:** 6-2 **Bats:** Right **Born:** 2/21/70 at Mexico City, Mexico**Weight:** 160 **Throws:** Right **Residence:** North Hollywood, CA**School:** Grant H.S., CA**How obtained:** Dodgers' #7 selection in the June 1989 Free Agent Draft**Recommended / Signed by:** Bob Bishop

Year	Club	W-L	ERA	G	GS	CG	SHO	SV	IP	H	R	ER	BB	SO
1989	Kissimmee	4-3	1.46	9	8	2	1	0	55.1	28	13	9	19	70
1990	Bakersfield	4-1	5.95	9	7	0	0	0	39.1	50	30	26	24	37
	Vero Beach	1-2	5.57	4	4	0	0	0	21.0	14	14	13	20	22
	Yakima	3-5	4.46	14	14	0	0	0	70.2	65	52	35	39	71

Deutsch, John Jeremy**INF****Height:** 6-5 **Bats:** Left **Born:** 11/11/66 at Easton, PA**Weight:** 225 **Throws:** Left **Residence:** Phillipsburg, NJ**School:** Montclair State University**How obtained:** Dodgers' #8 selection in the June 1989 Free Agent Draft**Recommended / Signed by:** Gil Bassetti

Year	Club	Avg.	G	AB	R	H	2B	3B	HR	RBI	BB	SO	SB	CS
1988	Sarasota	.273	50	161	28	44	9	0	2	20	15	28	1	1
1989	Great Falls	.296	64	223	38	66	11	1	6	43	48	48	9	3
1990	Bakersfield	.255	120	415	62	106	20	0	10	74	73	77	3	1

Diaz, Andres Abelino**INF**

Height: 6-3 **Bats:** Right **Born:** 1/18/70 at Juan Baron, DR
Weight: 170 **Throws:** Right **Residence:** Palenque, DR
School: Liceo Americo Perez H.S., DR
How obtained: Signed as a free agent, October 25, 1988
Recommended / Signed by: Ralph Avila and Pablo Peguero

Year	Club	Avg.	G	AB	R	H	2B	3B	HR	RBI	BB	SO	SB	CS
1989	Santo Domingo	.352	52	176	35	62	12	0	2	31	29	25	3	2
1990	Kissimmee	.267	60	191	27	51	6	4	1	30	28	22	11	8

Doffek, Scott Robert**INF**

Height: 5-9 **Bats:** Left **Born:** 7/31/68 at Hartland, WI
Weight: 170 **Throws:** Right **Residence:** Hartland, WI
School: Waukesha Tech Institute JC, WI
How obtained: Signed as a free agent, August 1, 1988
Recommended / Signed by: Dale McReynolds

Year	Club	Avg.	G	AB	R	H	2B	3B	HR	RBI	BB	SO	SB	CS
1989	Kissimmee	.281	41	135	17	38	4	1	0	16	14	13	6	2
1990	Yakima	.257	61	202	23	52	7	4	4	30	11	14	2	4

Dotel (Diaz), Angel Emilio**OF**

Height: 6-3 **Bats:** Left **Born:** 3/14/71 at Santo Domingo, DR
Weight: 160 **Throws:** Left **Residence:** Santo Domingo, DR
School: Liceo Los Trinitarios H.S., DR
How obtained: Signed as a free agent, May 12, 1989
Recommended / Signed by: Ralph Avila and Eleodoro Arias

Year	Club	Avg.	G	AB	R	H	2B	3B	HR	RBI	BB	SO	SB	CS
1989	Santo Domingo	.202	36	94	14	19	1	0	0	10	17	30	4	1
1990	Santo Domingo	.229	66	218	37	50	13	4	3	32	44	25	22	0

Duran, Roberto**LHP**

Height: 6-0 **Bats:** Left **Born:** 3/23/73 at Moca, DR
Weight: 167 **Throws:** Left **Residence:** Moca, DR
School: Licero Domingo Fantino H.S., DR
How obtained: Signed as free agent, February 10, 1990
Recommended / Signed by: Ralph Avila and Pablo Peguero

Year	Club	W-L	ERA	G	GS	CG	SHO	SV	IP	H	R	ER	BB	SO
1990	Santo Domingo	0-2	13.27	9	8	0	0	0	19.2	18	31	29	36	23

Ebel, Dino Alex**INF**

Height: 5-10 **Bats:** Right **Born:** 3/20/66 at Barstow, CA
Weight: 178 **Throws:** Right **Residence:** Barstow, CA
School: Barstow H.S., CA
How obtained: Signed as a free agent, June 12, 1988
Recommended / Signed by: Bill Pleis

Year	Club	Avg.	G	AB	R	H	2B	3B	HR	RBI	BB	SO	SB	CS
1988	Sarasota	.337	63	208	42	70	8	1	4	36	29	21	6	1
1988	Bakersfield	.286	3	14	2	4	1	0	0	1	0	0	0	0
1989	Vero Beach	.246	94	272	31	67	8	0	3	34	24	42	4	3
1990	Vero Beach	.167	96	198	26	33	6	0	0	12	14	33	5	1

Farnsworth, Ross**LHP**

Height: 6-4 **Bats:** Left **Born:** 11/09/71 at Oakland, CA
Weight: 190 **Throws:** Left **Residence:** Pinole, CA
School: Diablo Valley J.C., CA
How obtained: Signed as a free agent, May 26, 1990
Recommended / Signed by: Dick Hanlon

Year	Club	W-L	ERA	G	GS	CG	SHO	SV	IP	H	R	ER	BB	SO
1990	Kissimmee	3-2	2.60	12	7	1	0	1	52.0	33	18	15	22	49

Farrish, Keoki

CF

Height: 6-1 **Bats:** Right **Born:** 8/05/68 at Patterson, CA**Weight:** 195 **Throws:** Right **Residence:** Union City, CA**School:** Ohlone J.C., CA**How obtained:** Dodgers' #12 selection in the June 1990 Free Agent Draft**Recommended / Signed by:** Dick Hanlon

Year	Club	Avg.	G	AB	R	H	2B	3B	HR	RBI	BB	SO	SB	CS
1990	Great Falls	.248	61	202	24	50	6	1	1	26	18	41	5	2

Finken, Steven Mathew

INF

Height: 5-11 **Bats:** Right **Born:** 4/27/66 at Fort Wayne, IN**Weight:** 185 **Throws:** Right **Residence:** Fort Wayne, IN**School:** University of Michigan**How obtained:** Dodgers' #21 (#20 overall) selection in the June 1988 Free Agent Draft**Recommended / Signed by:** Dale McReynolds**1990 Notes:** Named to the Texas League All-Star Team

Year	Club	Avg.	G	AB	R	H	2B	3B	HR	RBI	BB	SO	SB	CS
1988	Salem	.254	57	205	43	52	9	1	9	38	40	51	13	2
	Great Falls	.267	7	15	1	4	2	0	0	0	1	5	0	1
1989	Bakersfield	.248	125	428	53	106	23	2	19	66	70	141	12	9
1990	San Antonio	.284	120	395	68	112	25	3	13	66	82	98	22	4

Fischer, Jeffrey

RHP

Height: 6-3 **Bats:** Right **Born:** 8/17/63 at West Palm Beach, FL**Weight:** 185 **Throws:** Right **Residence:** West Palm Beach, FL**School:** University of Florida**How obtained:** Selected by the Dodgers in the Major League Winter Draft Rule 5, December 5, 1988**Recommended / Signed by:** Dale McReynolds

Year	Club	W-L	ERA	G	GS	CG	SHO	SV	IP	H	R	ER	BB	SO
1985	W Palm Beach	6-5	3.49	13	13	4	2	0	85.0	92	40	33	18	40
1986	W Palm Beach	10-2	1.44	14	14	2	2	0	94.0	74	24	15	20	64
	Jacksonville	5-2	3.68	11	11	3	2	0	71.0	70	35	29	16	39
1987	Montreal	0-1	8.36	4	2	0	0	0	14.0	21	14	13	5	6
	Indianapolis	7-9	5.42	24	24	0	0	0	146.0	179	93	88	55	76
1988	Indianapolis	13-8	2.69	28	26	3	1	0	177.1	162	63	53	32	110
1989	Albuquerque	12-10	3.47	28	26	5	2	0	171.1	186	78	66	35	112
1990	Albuquerque	0-0	6.00	3	0	0	0	0	3.0	3	2	2	1	4
	Vero Beach	1-2	4.09	5	5	1	0	0	22.0	24	10	10	1	18

Frauenhoffer, Michael

INF

Height: 5-11 **Bats:** Right **Born:** 2/1/67 at Chicago, IL**Weight:** 169 **Throws:** Right **Residence:** Chicago, IL**School:** College of St. Francis, IL**How obtained:** Signed as a free agent, June 12, 1990**Recommended / Signed by:** Glen Van Proyen

Year	Club	Avg.	G	AB	R	H	2B	3B	HR	RBI	BB	SO	SB	CS
1990	Great Falls	.231	41	108	16	25	2	1	0	12	12	23	4	1

Freeman, Scott

RHP

Height: 6-1 **Bats:** Right **Born:** 1/24/69 at Denver, CO**Weight:** 190 **Throws:** Right **Residence:** Aurora, CO**School:** University of Wyoming**How obtained:** Dodgers' #3 selection in the June 1990 Free Agent Draft**Recommended / Signed by:** Hank Jones

Year	Club	W-L	ERA	G	GS	CG	SHO	SV	IP	H	R	ER	BB	SO
1990	Yakima	2-7	4.00	14	14	1	0	0	83.1	94	58	37	28	44

Gabriel, Manolo**RHP**

Height: 6-5 **Bats:** Right **Born:** 10/30/71 at La Romana, DR
Weight: 168 **Throws:** Right **Residence:** La Romana, DR
School: Liceo Gregorio Luperon H.S., DR
How obtained: Signed as a free agent, October 14, 1989
Recommended / Signed by: Ralph Avila and Silvano Quesada

Year	Club	W-L	ERA	G	GS	CG	SHO	SV	IP	H	R	ER	BB	SO
1990	Santo Domingo	5-4	3.15	14	14	0	0	0	71.1	60	36	25	25	49

Galle, Michael Anthony**INF**

Height: 6-1 **Bats:** Right **Born:** 4/24/67 at Batesville, IN
Weight: 195 **Throws:** Right **Residence:** Oldenburg, IN
School: Purdue University, IN
How obtained: Dodgers' #24 selection in the June 1989 Free Agent Draft
Recommended / Signed by: Gib Bodet and Glen Van Proyen
1990 Notes: Named to the Northwest League All-Star Team

Year	Club	Avg.	G	AB	R	H	2B	3B	HR	RBI	BB	SO	SB	CS
1989	Great Falls													
				(injured - did not play)										
1990	Yakima	.317	65	224	43	71	21	2	4	41	53	42	2	3

Garcia, Jose**RHP**

Height: 6-3 **Bats:** Right **Born:** 6/12/72 at Agua de Luis, PR
Weight: 146 **Throws:** Right **Residence:** Montecristy, PR
School: Escuela Agua de Luis H.S., PR
How obtained: Signed as a Free agent, August 27, 1990
Recommended / Signed by: Ralph Avila and Pablo Peguero

Year	Club	W-L	ERA	G	GS	CG	SHO	SV	IP	H	R	ER	BB	SO
				(1991 will be his first professional season)										

Gonzalez, Freddy Antonio**INF**

Height: 5-11 **Bats:** Right **Born:** 12/4/68 at Cotui, DR
Weight: 180 **Throws:** Right **Residence:** Cotui, DR
School: Liceo Las Matas H.S., DR
How obtained: Signed as a free agent, April 12, 1987
Recommended / Signed by: Ralph Avila and Eleodoro Arias

Year	Club	Avg.	G	AB	R	H	2B	3B	HR	RBI	BB	SO	SB	CS
1988	Sarasota	.292	47	137	21	40	6	1	2	24	9	22	4	3
1989	Kissimmee	.380	51	158	26	60	13	6	2	24	17	24	7	8
1990	Vero Beach	.299	107	335	49	100	17	6	13	51	27	85	28	5

Gonzalez, Juan**C**

Height: 6-3 **Bats:** Right **Born:** 10/13/71 at Caracas, Venezuela
Weight: 196 **Throws:** Right **Residence:** Miranda, Venezuela
School: Raimundo Anduerza H.S., Venezuela
How obtained: Signed as a free agent, May 4, 1990
Recommended / Signed by: Flores Bolivar

Year	Club	Avg.	G	AB	R	H	2B	3B	HR	RBI	BB	SO	SB	CS
1990	Santo Domingo	.128	19	47	4	6	1	0	1	5	8	28	0	0

Gonzalez, Pedro**C**

Height: 6-0 **Bats:** Right **Born:** 11/24/69 at Miami, FL
Weight: 190 **Throws:** Right **Residence:** Hialeah, FL
School: Miami Dade North Community College, FL
How obtained: Dodgers' #20 selection in the June 1989 Free Agent Draft
Recommended / Signed by: Gib Bodet

Year	Club	Avg.	G	AB	R	H	2B	3B	HR	RBI	BB	SO	SB	CS
1989	Kissimmee	.244	34	94	16	23	5	0	0	13	14	16	3	1
1990	Vero Beach	.217	90	198	31	43	12	0	2	21	42	40	2	3

Goodwin, Thomas Jones**OF****Height:** 6-1 **Bats:** Left **Born:** 7/27/68 at Fresno, CA**Weight:** 165 **Throws:** Right **Residence:** Fresno, CA**School:** Fresno State University, CA**How obtained:** Dodgers' #2 selection in the June 1989 Free Agent Draft**Recommended / Signed by:** Deni Pacini**1990 Notes:** Named to the Texas League All-Star team...was the Double A Stolen Base Champion with 60 steals for San Antonio

Year	Club	Avg.	G	AB	R	H	2B	3B	HR	RBI	BB	SO	SB	CS
1989	Great Falls	.308	63	240	55	74	12	3	2	33	28	30	60	8
1990	San Antonio	.278	102	428	76	119	14	4	0	28	38	72	60	11
	Bakersfield	.291	32	134	24	39	6	2	0	13	11	22	22	4

Gorman, Dirk Stevenson**OF****Height:** 6-1 **Bats:** Left **Born:** 8/13/68 at New York, NY**Weight:** 185 **Throws:** Left **Residence:** Bronx, NY**School:** SUNY—Binghamton**How obtained:** Dodgers' #49 selection in the June 1990 Free Agent Draft**Recommended / Signed by:** Bob Miske

Year	Club	Avg.	G	AB	R	H	2B	3B	HR	RBI	BB	SO	SB	CS
1990	Kissimmee	.212	27	52	8	11	0	1	1	2	6	12	2	1
	Vero Beach	.167	6	6	0	1	0	0	0	1	1	1	0	0

Graves, Randall**INF****Height:** 5-11 **Bats:** Right **Born:** 11/28/69 at Glendale, AZ**Weight:** 175 **Throws:** Right **Residence:** Riverside, CA**School:** Riverside Community College, CA**How obtained:** Dodgers' #28 selection in the June 1990 Free Agent Draft**Recommended / Signed by:** Gib Bodet

Year	Club	Avg.	G	AB	R	H	2B	3B	HR	RBI	BB	SO	SB	CS
1990	Kissimmee	.284	57	190	38	54	10	4	0	28	40	42	5	2

Gray, Daniel**C****Height:** 6-2 **Bats:** Right **Born:** 8/17/69 at Bridgeport, CT**Weight:** 185 **Throws:** Right **Residence:** Bronx, NY**School:** SUNY—Binghamton**How obtained:** Dodgers' #7 selection in the June 1990 Free Agent Draft**Recommended / Signed by:** Bob Miske

Year	Club	Avg.	G	AB	R	H	2B	3B	HR	RBI	BB	SO	SB	CS
1990	Great Falls	.267	38	120	22	32	3	3	3	13	14	22	2	0

Griffin, Mark**OF****Height:** 6-0 **Bats:** Left **Born:** 9/15/68 at Quebec City, Canada**Weight:** 170 **Throws:** Right **Residence:** Ste-Foy, Canada**School:** Langara College, Canada**How obtained:** Signed as a free agent, July 15, 1988**Recommended / Signed by:** Dick Teed

Year	Club	Avg.	G	AB	R	H	2B	3B	HR	RBI	BB	SO	SB	CS
1989	Vero Beach	.282	129	440	59	124	8	8	2	52	29	59	35	16
1990	Vero Beach	.189	31	106	12	20	2	1	0	6	11	14	16	3
	Bakersfield	.275	106	429	77	118	14	4	3	32	39	70	33	18

Griffin, Timothy**INF****Height:** 6-1 **Bats:** Right **Born:** 5/13/68 at Staten Island, NY**Weight:** 175 **Throws:** Right **Residence:** Cardiff, CA**School:** Stanford University, CA**How obtained:** Dodgers' #15 selection in the June 1990 Free Agent Draft**Recommended / Signed by:** Dick Hanlon

Year	Club	Avg.	G	AB	R	H	2B	3B	HR	RBI	BB	SO	SB	CS
1990	Great Falls	.329	40	143	26	47	11	0	3	25	10	33	2	1

Hamilton, Kenneth**RHP****Height:** 6-2 **Bats:** Right **Born:** 12/02/70 at Mobile, AL**Weight:** 190 **Throws:** Right **Residence:** Jackson, AL**School:** Patrick Henry J.C., AL**How obtained:** Dodgers' #10 selection in the June 1990 Free Agent Draft**Recommended / Signed by:** Joe Campbell

Year	Club	W-L	ERA	G	GS	CG	SHO	SV	IP	H	R	ER	BB	SO
1990	Great Fall	4-2	3.63	13	13	0	0	0	67.0	76	34	27	28	37

Hansell, Gregory**RHP****Height:** 6-4 **Bats:** Right **Born:** 3/12/71 at Bellflower, CA**Weight:** 200 **Throws:** Right **Residence:** La Palma, CA**School:** Kennedy H.S., CA**How obtained:** Acquired in a trade on December 15, 1990 from New York (NL) with Bob Ojeda for Hubie Brooks**Recommended / Signed by:** Joe Campbell

Year	Club	W-L	ERA	G	GS	CG	SHO	SV	IP	H	R	ER	BB	SO
1989	GCL Red Sox	3-2	2.53	10	8	0	0	2	57.0	51	23	16	23	44
1990	Winter Haven	7-10	3.59	21	21	2	1	0	115.1	95	63	46	64	79
	St. Lucie	2-4	2.61	6	6	0	0	0	38.0	34	22	11	15	16

Hartsock, Jeffrey Roger**RHP****Height:** 6-0 **Bats:** Right **Born:** 11/19/66 at Hamilton, OH**Weight:** 175 **Throws:** Right **Residence:** Bristol, TN**School:** North Carolina State University**How obtained:** Dodgers' #7 selection in the June 1988 Free Agent Draft**Recommended / Signed by:** Jim Garland

Year	Club	W-L	ERA	G	GS	CG	SHO	SV	IP	H	R	ER	BB	SO
1988	Great Falls	7-2	2.67	14	13	1	0	0	81.0	62	30	24	26	108
1989	Bakersfield	12-5	2.63	26	26	5	2	0	164.0	123	64	48	62	146
1990	San Antonio	6-4	3.93	16	16	0	0	0	94.0	88	42	41	42	68
	Albuquerque	3-3	6.22	11	10	0	0	0	46.1	62	38	32	30	33

Heffernan, Bertram**C****Height:** 5-10 **Bats:** Left **Born:** 3/3/65 at Centereach, NY**Weight:** 185 **Throws:** Right **Residence:** Stony Brook, NY**School:** Clemson University**How obtained:** Acquired from Milwaukee, December 20, 1990 in exchange for Darren Holmes**Recommended / Signed by:** Red Whitsett

Year	Club	Avg.	G	AB	R	H	2B	3B	HR	RBI	BB	SO	SB
1988	Beloit	.214	5	14	1	3	0	0	0	0	5	0	0
	Helena	.281	65	196	47	55	13	0	4	31	61	40	14
1989	Beloit	.296	127	425	53	126	20	1	4	59	70	57	9
1990	El Paso	.279	110	390	49	109	18	2	1	42	60	68	6

Helmick, Anthony B.**RHP****Height:** 6-0 **Bats:** Right **Born:** 1/16/68 at Staunton, VA**Weight:** 175 **Throws:** Right **Residence:** Waynesboro, VA**School:** Virginia Commonwealth University**How obtained:** Signed as a free agent, June 15, 1989**Recommended / Signed by:** Gary LaRocque

Year	Club	W-L	ERA	G	GS	CG	SHO	SV	IP	H	R	ER	BB	SO
1989	Great Falls	4-3	2.05	13	10	0	0	2	66.0	38	20	15	28	63
1990	Bakersfield	6-6	3.73	34	9	0	0	4	113.1	110	56	47	51	110

Hoffman, Kevin William**LHP****Height:** 6-2 **Bats:** Right **Born:** 1/12/66 at Akron, OH**Weight:** 188 **Throws:** Left **Residence:** Cuyahoga Falls, OH**School:** Kent State University, OH**How obtained:** Signed as a free agent, June 15, 1989**Recommended / Signed by:** Mike Trbovich

Year	Club	W-L	ERA	G	GS	CG	SHO	SV	IP	H	R	ER	BB	SO
1989	Vero Beach	4-0	3.18	9	9	0	0	0	51.0	38	20	18	28	37
	Kissimmee	2-1	3.71	5	1	0	0	1	17.0	11	10	7	8	30
1990	Kissimmee								(injured—did not play)					

Hoffman, Robert**C****Height:** 6-0 **Bats:** Right **Born:** 8/25/70 at Richmond, CA**Weight:** 180 **Throws:** Right **Residence:** Richmond, CA**School:** Contra Costa College, CA**How obtained:** Signed as a free agent, May 25, 1990**Recommended / Signed by:** Dick Hanlon

Year	Club	Avg.	G	AB	R	H	2B	3B	HR	RBI	BB	SO	SB	CS
1990	Kissimmee	.208	13	24	3	5	0	0	0	2	4	7	1	0

Howard, Matthew Christopher**INF****Height:** 5-10 **Bats:** Right **Born:** 9/22/67 at Fall River, MA**Weight:** 170 **Throws:** Right **Residence:** Irvine, CA**School:** Pepperdine University, CA**How obtained:** Dodgers' #37 selection in the June 1989 Free Agent Draft**Recommended / Signed by:** Bob Bishop**1990 Notes:** Set the California League Defensive Record for second basemen with a .991 fielding percentage

Year	Club	Avg.	G	AB	R	H	2B	3B	HR	RBI	BB	SO	SB	CS
1989	Great Falls	.333	59	186	39	62	8	2	3	34	21	14	23	8
1990	Bakersfield	.261	137	551	75	144	22	3	1	54	37	39	47	10

Ingram, Garey Lamar**OF****Height:** 5-11 **Bats:** Right **Born:** 7/25/70 at Columbus, GA**Weight:** 178 **Throws:** Right **Residence:** Columbus, GA**School:** Middle Georgia College**How obtained:** Dodgers' #47 selection in the June 1989 Free Agent Draft**Recommended / Signed by:** Tommy Mixon

Year	Club	Avg.	G	AB	R	H	2B	3B	HR	RBI	BB	SO	SB	CS
1990	Great Falls	.343	56	198	43	68	12	8	2	21	22	37	10	6

Jacinto, Larry**RHP****Height:** 6-1 **Bats:** Right **Born:** 10/26/67 at Lompoc, CA**Weight:** 180 **Throws:** Right **Residence:** Lompoc, CA**School:** Southern California College, CA**How obtained:** Dodgers' #10 selection in the June 1990 Free Agent Draft**Recommended / Signed by:** Bob Darwin

Year	Club	W-L	ERA	G	GS	CG	SHO	SV	IP	H	R	ER	BB	SO
1990	Great Falls	0-0	4.29	17	0	0	0	0	21.0	27	12	10	7	15

Jones, Christopher**RHP****Height:** 6-1 **Bats:** Right **Born:** 12/17/63 at Glendale, WV**Weight:** 185 **Throws:** Right **Residence:** Knoxville, TN**School:** Ohio State University**How obtained:** Selected in minor league draft from Toronto, December 5, 1990**Recommended / Signed by:** Gary LaRocque

Year	Club	W-L	ERA	G	GS	CG	SHO	SV	IP	H	R	ER	BB	SO
1985	Medicine Hat	0-6	5.56	11	10	1	0	0	34	31	23	21	18	23
1986	Florence	1-7	4.28	14	14	0	0	0	61	54	42	29	54	53
	St Catherines	7-4	2.58	18	18	0	0	0	101	81	36	29	46	103
1987	Dunedin	11-6	2.63	27	25	3	0	0	157	119	48	46	57	95
1988	Knoxville	6-9	4.28	35	22	1	0	1	135	133	74	64	61	119
1989	Knoxville	9-7	3.35	39	10	2	1	2	102	83	46	38	49	82
1990	Knoxville	4-4	5.25	35	0	0	0	0	74	78	49	43	38	50
	Syracuse	0-0	3.98	10	0	0	0	1	20	22	10	9	4	19

Jones, Dennis**LHP****Height:** 6-4 **Bats:** Left **Born:** 7/26/66 at Gadsden, AL**Weight:** 178 **Throws:** Left **Residence:** Gadsden, AL**School:** Gadsden State J.C., AL**How obtained:** Selected in Minor League draft from Toronto, December 5, 1990**Recommended / Signed by:** Gib Bodet and Gary LaRocque

Year	Club	W-L	ERA	G	GS	CG	SHO	SV	IP	H	R	ER	BB	SO
1985	Bradenton	2-6	3.41	15	9	0	0	0	58	45	35	22	41	77
1986	Florence	0-5	5.86	17	14	0	0	0	55	45	44	36	49	62
1987	Myrtle Beach	6-5	2.75	21	15	0	0	0	69	51	37	21	50	78
1988	Knoxville	8-5	2.62	19	18	0	0	0	89	57	32	26	64	106
1989	Knoxville	1-6	5.33	27	12	0	0	0	81	68	57	48	90	84
1990	Knoxville	0-1	6.94	9	4	0	0	1	23	14	22	18	35	33
	Williamsport	1-1	9.90	4	1	0	0	0	10	11	11	11	11	6

Jones, Keith Tyrone (Kiki)**RHP****Height:** 5-11 **Bats:** Right **Born:** 6/8/70 at Tampa, FL**Weight:** 170 **Throws:** Right **Residence:** Tampa, FL**School:** Hillsborough HS, FL**How obtained:** Dodgers' #1 selection in the June 1989 Free Agent Draft**Recommended / Signed by:** Bill Pleis

Year	Club	W-L	ERA	G	GS	CG	SHO	SV	IP	H	R	ER	BB	SO
1989	Great Falls	8-0	1.58	12	12	2	2	0	62.2	40	15	11	21	63
1990	Bakersfield	3-3	3.48	9	8	0	0	0	44.0	33	20	17	23	38

Kelly, Joseph Francis**LHP****Height:** 6-2 **Bats:** Both **Born:** 7/05/68 at Presque Isle, ME**Weight:** 183 **Throws:** Left **Residence:** Whitesboro, NY**School:** University of Georgia**How obtained:** Signed as a free agent, June 15, 1990**Recommended / Signed by:** Tommy Mixon

Year	Club	W-L	ERA	G	GS	CG	SHO	SV	IP	H	R	ER	BB	SO
1990	Yakima	2-2	4.56	17	0	0	0	1	23.2	29	16	12	14	25

Kerr, C. Jason**LHP****Height:** 6-5 **Bats:** Right **Born:** 9/14/69 at Montebello, CA**Weight:** 215 **Throws:** Left **Residence:** Temple City, CA**School:** Cerritos J.C., CA**How obtained:** Dodgers' #8 selection in the June 1990 Free Agent Draft**Recommended / Signed by:** Bob Darwin

Year	Club	W-L	ERA	G	GS	CG	SHO	SV	IP	H	R	ER	BB	SO
1990	Great Falls	1-1	3.60	19	1	0	0	1	35.0	32	21	14	27	40

Klifas, Stephen Vagos**INF****Height:** 5-10 **Bats:** Right **Born:** 11/04/68 at Houston, TX**Weight:** 185 **Throws:** Right **Residence:** Houston, TX**School:** Baylor University, TX**How obtained:** Signed as a free agent, June 16, 1990**Recommended / Signed by:** Paul Lawrence

Year	Club	Avg.	G	AB	R	H	2B	3B	HR	RBI	BB	SO	SB	CS
1990	Yakima	.186	39	118	8	22	2	0	1	12	8	19	5	3
	Kissimmee	.342	20	79	9	27	7	0	0	17	3	5	2	1

Knapp, John Paul**RHP****Height:** 6-2 **Bats:** Right **Born:** 11/16/65 at Des Moines, IA**Weight:** 190 **Throws:** Right **Residence:** Des Moines, IA**School:** University of Iowa**How obtained:** Dodgers' #23 selection in the June 1986 Free Agent Draft**Recommended / Signed by:** Glen Van Proyen

Year	Club	W-L	ERA	G	GS	CG	SHO	SV	IP	H	R	ER	BB	SO
1988	Bakersfield	0-1	4.57	11	3	0	0	0	21.2	21	11	11	5	12
1989	Vero Beach	7-9	3.91	23	18	1	0	0	122.0	140	69	53	44	52
1990	Vero Beach	3-5	3.31	18	9	1	0	1	73.1	64	37	27	25	48
	Bakersfield	8-2	5.15	12	11	1	0	0	71.2	93	45	41	18	36

Year	Club	Avg.	G	AB	R	H	2B	3B	HR	RBI	BB	SO	SB	CS
1986	Great Falls	.252	64	234	39	59	9	5	4	42	29	58	10	4
1987	Charleston	.226	134	474	65	107	17	3	7	57	76	104	42	14
1988	Bakersfield	.197	68	152	13	30	5	1	1	20	13	26	3	0

Lavigne, Martin**LHP****Height:** 6-2 **Bats:** Right **Born:** 5/11/71 at Quebec City, Canada**Weight:** 195 **Throws:** Left **Residence:** Loretteville, Canada**School:** CEGEP Andre Laurendeau H.S., Canada**How obtained:** Signed as a free agent, December 1, 1990**Recommended / Signed by:** Claude Pelletier

Year	Club	W-L	ERA	G	GS	CG	SHO	SV	IP	H	R	ER	BB	SO
(1991 will be his first professional season)														

Lewis, Alan Randall**INF****Height:** 5-11 **Bats:** Left **Born:** 8/3/66 at Charlotte, NC**Weight:** 180 **Throws:** Right **Residence:** Charlotte, NC**School:** Davidson College, NC**How obtained:** Dodgers' #15 selection in the June 1987 Free Agent Draft**Recommended / Signed by:** Jim Garland

Year	Club	Avg.	G	AB	R	H	2B	3B	HR	RBI	BB	SO	SB	CS
1987	Great Falls	.335	65	224	34	75	9	2	8	37	27	20	1	1
1988	Bakersfield	.249	124	441	79	110	23	1	6	44	68	69	4	0
1989	Vero Beach	.245	124	335	39	82	15	3	1	43	30	26	1	0
1990	Bakersfield	.304	96	329	56	100	20	4	6	49	43	42	4	3

Lott, Billy Rex**OF****Height:** 6-4 **Bats:** Right **Born:** 8/16/70 at Hattiesburg, MS**Weight:** 205 **Throws:** Right **Residence:** Petal, MS**School:** Petal H.S., MS**How obtained:** Dodgers' #4 selection in the June 1989 Free Agent Draft**Recommended / Signed by:** Joe Campbell

Year	Club	Avg.	G	AB	R	H	2B	3B	HR	RBI	BB	SO	SB	CS
1989	Kissimmee	.193	46	150	18	29	2	4	0	9	10	48	5	1
1990	Yakima	.275	65	240	37	66	13	2	4	38	10	62	4	0
	Bakersfield	.203	38	133	11	27	1	1	2	14	6	46	3	2

Lund, Edward**C****Height:** 6-4 **Bats:** Right **Born:** 12/03/67 at Salt Lake City, UT**Weight:** 205 **Throws:** Right **Residence:** Pasadena, CA**School:** University of Notre Dame**How obtained:** Dodgers' #44 selection in the June 1990 Free Agent Draft**Recommended / Signed by:** Glen Van Proyen

Year	Club	Avg.	G	AB	R	H	2B	3B	HR	RBI	BB	SO	SB	CS
1990	Great Falls	.162	31	68	11	11	3	1	1	8	4	8	1	1

Lynch, David**LHP****Height:** 6-4 **Bats:** Right **Born:** 10/7/65 at Baton Rouge, LA**Weight:** 210 **Throws:** Left **Residence:** Redondo Beach, CA**School:** University of New Orleans**How obtained:** Acquired in a trade with Texas on December 29, 1990 with pitcher Steve Allen for Jim Poole**Recommended / Signed by:** Glen Van Proyen

Year	Club	W-L	ERA	G	GS	CG	SHO	SV	IP	H	R	ER	BB	SO
1987	Port Charlotte	4-3	2.29	13	9	1	1	0	55.0	38	18	14	29	55
1988	Port Charlotte	6-2	2.02	36	0	0	0	6	58.0	43	21	13	22	58
	Port Charlotte	0-0	00.0	1	0	0	0	0	1.2	0	0	0	0	3
1989	Oklahoma City	0-2	6.17	11	0	0	0	0	11.2	12	8	8	8	10
	Tulsa	8-0	0.87	39	0	0	0	7	51.2	39	7	5	24	53
1990	Oklahoma City	0-4	5.74	14	2	0	0	1	26.2	34	24	17	14	20
	Tulsa	4-4	3.81	21	6	0	0	5	59.0	60	25	25	21	37

Magnusson, Brett Allen**C****Height:** 5-10 **Bats:** Right **Born:** 8/20/67 at Charlotte, NC**Weight:** 210 **Throws:** Right **Residence:** Hollister, CA**School:** Santa Rosa JC, CA**How obtained:** Dodgers' #39 selection in the June 1987 Free Agent Draft**Recommended / Signed by:** Dick Murray and Dick Hanlon**1990 Notes:** Named to the California League All-Star Team

Year	Club	Avg.	G	AB	R	H	2B	3B	HR	RBI	BB	SO	SB	CS
1988	Great Falls	.320	51	175	51	56	18	4	7	46	44	43	4	4
1989	Vero Beach	.243	120	354	47	86	16	1	8	48	48	68	5	2
1990	Bakersfield	.311	121	434	92	135	34	2	23	85	73	104	5	4

Maldonado, Albert**LHP****Height:** 6-0 **Bats:** Left **Born:** 8/09/71 at Yauco, PR**Weight:** 170 **Throws:** Left **Residence:** Yauco, PR**School:** Barringer H.S., PR**How obtained:** Dodgers' #33 selection in the June 1990 Free Agent Draft**Recommended / Signed by:** Eddie Rodriguez

Year	Club	W-L	ERA	G	GS	CG	SHO	SV	IP	H	R	ER	BB	SO
1990	Kissimmee	6-1	3.71	17	0	0	0	3	34.0	43	17	14	6	31

Marabell, Scott Michael**C****Height:** 5-11 **Bats:** Right **Born:** 8/21/65 at Coudersport, PA**Weight:** 185 **Throws:** Right **Residence:** Tunkhannock, PA**School:** Jacksonville University, FL**How obtained:** Signed as a free agent, May 7, 1987**Recommended / Signed by:** Tommy Mixon

Year	Club	Avg.	G	AB	R	H	2B	3B	HR	RBI	BB	SO	SB	CS
1987	Sarasota	.277	55	184	23	51	14	2	0	32	11	34	5	3
1988	Salem	.247	75	271	47	67	13	3	8	53	35	74	9	4
1989	Bakersfield	.200	16	45	5	9	1	0	2	6	4	12	0	1
1990	Vero Beach	.265	89	226	38	60	19	2	8	42	22	56	5	2

Marquez, Isidro**RHP****Height:** 6-3 **Bats:** Right **Born:** 5/15/65 at Navojoa, Sonora, Mexico**Weight:** 190 **Throws:** Right **Residence:** Navojoa, Sonora, Mexico**School:** Cobach H.S., Sonora, Mexico**How obtained:** Purchased from San Luis Potosi of the Mexican League on May 13, 1988**Recommended / Signed by:** Mike Brito

Year	Club	W-L	ERA	G	GS	CG	SHO	SV	IP	H	R	ER	BB	SO
1985	Tampico	0-0	3.90	13	0	0	0	0	27.2	28	13	12	14	17
1986	San Luis Potosi	3-2	5.87	25	15	2	1	0	92.0	96	71	60	69	74
1987	San Luis Potosi	0-0	2.08	1	1	0	0	0	4.1	5	3	1	5	1
1988	San Luis Potosi	6-3	2.25	10	10	4	1	0	72.0	54	22	18	27	56
	Bakersfield	8-4	3.09	20	20	1	0	0	125.1	114	54	43	77	106
1989	San Antonio	1-4	4.33	39	0	0	0	4	62.1	61	33	30	34	52
	Bakersfield	6-0	.75	17	0	0	0	8	36.0	21	5	3	11	44
1990	San Antonio	3-1	4.86	13	0	0	0	0	16.2	20	10	9	8	15

Martinez, Angel Luis**INF****Height:** 6-1 **Bats:** Right **Born:** 3/8/66 at Bayamon, PR**Weight:** 165 **Throws:** Right **Residence:** Roseland, FL**School:** Ohio Dominican College**How obtained:** Dodgers' #5 selection in the June 1987 Free Agent Draft**Recommended / Signed by:** Carl Loewenstine and Boyd Bartley

Year	Club	Avg.	G	AB	R	H	2B	3B	HR	RBI	BB	SO	SB	CS
1987	Great Falls	.264	64	261	31	69	13	4	0	15	13	24	15	3
1988	Vero Beach	.272	127	474	60	129	21	2	0	42	23	62	11	11
1989	San Antonio	.191	37	115	12	22	4	1	0	6	11	19	4	5
	Bakersfield	.230	56	196	15	45	8	0	1	16	4	25	10	11
1990	San Antonio	.277	109	383	60	106	12	0	4	37	37	46	4	7

Martinez, Gustavo**RHP****Height:** 6-1 **Bats:** Right **Born:** 8/30/70 at Santiago, DR**Weight:** 157 **Throws:** Right **Residence:** Santiago, DR**How obtained:** Signed as a free agent, August 27, 1990**Recommended / Signed by:** Ralph Avila and Pablo Peguero

Year	Club	W-L	ERA	G	GS	CG	SHO	SV	IP	H	R	ER	BB	SO
(1991 will be his first professional season)														

Martinez, Jesus**LHP****Height:** 6-2 **Bats:** Left **Born:** 3/13/74 at Santo Domingo, DR**Weight:** 142 **Throws:** Left **Residence:** Santo Domingo, DR**School:** Liceo Las Americas H.S., DR**How obtained:** Signed as a free agent, August 22, 1990**Recommended / Signed by:** Ralph Avila and Pablo Peguero**Notes:** Brother of Los Angeles pitcher Ramon Martinez

Year	Club	W-L	ERA	G	GS	CG	SHO	SV	IP	H	R	ER	BB	SO
(1991 will be his first professional season)														

Martinez, Pedro Jaime**RHP****Height:** 5-11 **Bats:** Right **Born:** 7/25/71 at Manoguayabo, DR**Weight:** 150 **Throws:** Right **Residence:** Santo Domingo, DR**School:** Ohio Dominican College, DR**How obtained:** Signed as a free agent, June 18, 1988**Recommended / Signed by:** Ralph Avila and Elvio Jimenez**Notes:** Brother of Los Angeles pitcher Ramon Martinez**1990 Notes:** Named to the Pioneer League All-Star Team

Year	Club	W-L	ERA	G	GS	CG	SHO	SV	IP	H	R	ER	BB	SO
1988	Santo Domingo	5-1	3.12	8	7	1	0	0	49.1	45	25	17	16	28
1989	Santo Domingo	7-2	2.75	13	7	2	3	1	85.2	59	30	26	25	63
1990	Great Falls	8-3	3.62	14	14	0	0	0	77.0	74	39	31	40	82

Martinez, Sandy Rafael**INF****Height:** 5-10 **Bats:** Both **Born:** 12/20/72 at Sabana Grande, DR**Weight:** 138 **Throws:** Right **Residence:** Palenque, DR**School:** Liceo Juan Baron H.S., DR**How obtained:** Signed as a free agent, September 20, 1989**Recommended / Signed by:** Ralph Avila

Year	Club	Avg.	G	AB	R	H	2B	3B	HR	RBI	BB	SO	SB	CS
1990	Santo Domingo	.265	60	223	34	59	9	1	0	14	24	13	15	0

Matthews, Thomas**LHP****Height:** 6-1 **Bats:** Right **Born:** 5/31/69 at McKees Rocks, PA**Weight:** 185 **Throws:** Left **Residence:** Coraopolis, PA**School:** Moon Senior H.S., PA**How obtained:** Dodgers' #46 selection in the June 1990 Free Agent Draft**Recommended / Signed by:** Bob Miske

Year	Club	W-L	ERA	G	GS	CG	SHO	SV	IP	H	R	ER	BB	SO
1990	Kissimmee	5-3	3.69	11	11	1	0	0	63.1	69	31	26	20	39

Maurer, Ronald James**INF****Height:** 6-1 **Bats:** Right **Born:** 6/10/68 at Jersey City, NJ**Weight:** 185 **Throws:** Right **Residence:** Beachwood, NJ**School:** University of North Carolina**How obtained:** Dodgers' #23 selection in the June 1990 Free Agent Draft**Recommended / Signed by:** Gary LaRocque

Year	Club	Avg.	G	AB	R	H	2B	3B	HR	RBI	BB	SO	SB	CS
1990	Great Falls	.269	62	238	43	64	8	0	6	43	27	38	5	2

McAndrew, Jamie Brian**RHP****Height:** 6-2 **Bats:** Right **Born:** 9/2/67 at Williamsport, PA**Weight:** 190 **Throws:** Right **Residence:** Paducah, KY**School:** University of Florida**How obtained:** Dodgers' #3 selection in the June 1989 Free Agent Draft**Recommended / Signed by:** Bill Pleis**1990 Notes:** Named to the California League All-Star team

Year	Club	W-L	ERA	G	GS	CG	SHO	SV	IP	H	R	ER	BB	SO
1989	Great Falls	11-0	1.65	13	13	1	0	0	76.1	49	16	14	27	72
1990	San Antonio	7-3	2.04	12	12	0	0	0	79.1	69	28	18	32	50
	Bakersfield	10-3	2.27	14	14	1	1	0	95.0	88	31	24	29	82

McConnell Jr., Walter Gerald**INF****Height:** 6-1 **Bats:** Left **Born:** 9/13/64 at Columbus, GA**Weight:** 195 **Throws:** Right **Residence:** Columbus, GA**School:** Georgia Tech University**How obtained:** Dodgers' #7 selection in the June 1985 Free Agent Draft**Recommended / Signed by:** Tommy Mixon

Year	Club	Avg.	G	AB	R	H	2B	3B	HR	RBI	BB	SO	SB	CS
1985	Great Falls	.412	28	97	28	40	10	3	5	34	23	10	3	
1986	Vero Beach	.284	126	430	55	122	30	5	7	67	64	70	5	2
1987	San Antonio	.234	39	141	19	33	7	1	4	13	14	31	0	1
1988	San Antonio	.268	93	354	37	95	17	1	11	53	33	57	4	6
1989	San Antonio	.298	48	178	33	53	12	0	7	35	27	19	0	2
	Albuquerque	.263	52	133	18	35	3	0	3	17	23	26	0	0
1990	Albuquerque	.204	34	49	5	10	2	0	0	5	6	4	0	0

McFarlin, Terric**RHP****Height:** 6-0 **Bats:** Both **Born:** 4/06/69 at Brooklyn, NY**Weight:** 160 **Throws:** Right **Residence:** Brooklyn, NY**School:** Borough of Manhattan, NY**How obtained:** Signed as a free agent, September 13, 1990**Recommended / Signed by:** Gil Bassetti

Year	Club	W-L	ERA	G	GS	CG	SHO	SV	IP	H	R	ER	BB	SO
(1991 will be his first professional season)														

McKamie, Sean Dale**INF****Height:** 6-2 **Bats:** Right **Born:** 9/27/69 at St. Paul, MN**Weight:** 160 **Throws:** Right **Residence:** St. Paul, MN**School:** St. Paul Cathedral H.S., MN**How obtained:** Dodgers' 20th round (#19 overall) selection in the June 1988 Free Agent Draft**Recommended / Signed by:** Dale McReynolds and Dale Welter

Year	Club	Avg.	G	AB	R	H	2B	3B	HR	RBI	BB	SO	SB	CS
1989	Kissimmee	.316	42	133	20	42	3	0	0	15	23	22	13	0
1990	Yakima	(injured—did not play)												

McMurray, Robert Brock**DF****Height:** 6-2 **Bats:** Right **Born:** 8/30/67 at Denham Springs, CA**Weight:** 195 **Throws:** Right **Residence:** Denham Springs, CA**School:** Southeastern Louisiana University**How obtained:** Dodgers' 11th round (#10 overall) selection in the June 1988 Free Agent Draft**Recommended / Signed by:** Tony John

Year	Club	Avg.	G	AB	R	H	2B	3B	HR	RBI	BB	SO	SB	CS
1988	Great Falls	.200	10	25	4	5	0	1	1	5	4	4	2	1
	Salem	.174	8	23	4	4	0	0	1	2	5	9	0	
1989	Salem	.328	36	134	23	44	12	4	1	25	20	23	4	4
1990	Bakersfield	.290	66	238	41	69	20	2	7	35	28	58	3	3

Mejia (Díaz), Roberto Antonio**INF****Height:** 5-11 **Bats:** Right **Born:** 4/14/72 at Hato Mayor, DR**Weight:** 160 **Throws:** Right **Residence:** Hato Mayor, DR**School:** Colegio Adventista, DR**How obtained:** Signed as a free agent, November 21, 1988**Recommended / Signed by:** Eleodoro Arias, Ralph Avila and Elvio Jimenez

Year	Club	Avg.	G	AB	R	H	2B	3B	HR	RBI	BB	SO	SB	CS
1989	Santo Domingo	.221	43	136	18	30	5	3	0	20	24	22	7	4
1990	Santo Domingo	.301	67	246	61	74	19	1	8	74	48	30	9	0

Mesa (Hernandez), Baltazar**RHP****Height:** 6-1 **Bats:** Right **Born:** 6/8/69 at Azua, DR**Weight:** 165 **Throws:** Right **Residence:** Azua, DR**School:** Santa Teresa de Jesus H.S., DR**How obtained:** Signed as a free agent, November 21, 1988**Recommended / Signed by:** Pablo Peguero and Ralph Avila

Year	Club	W-L	ERA	G	GS	CG	SHO	SV	IP	H	R	ER	BB	SO
1989	Kissimmee	3-3	3.08	10	9	1	1	0	52.2	37	23	18	30	33
1990	Santo Domingo	0-0	0.00	1	0	0	0	0	1.0	0	0	0	0	0
	Bakersfield	0-1	9.49	5	2	0	0	0	12.1	12	15	13	12	6

Mesa, Manuel (De Regla)**RHP****Height:** 6-1 **Bats:** Right **Born:** 11/21/71 at Azua, DR**Weight:** 170 **Throws:** Right **Residence:** Azua, DR**School:** Liceo Sabana Yegua HS, DR**How obtained:** Signed as a free agent, June 29, 1989**Recommended / Signed by:** Ralph Avila

Year	Club	W-L	ERA	G	GS	CG	SHO	SV	IP	H	R	ER	BB	SO
1989	Santo Domingo	0-1	17.14	2	1	0	0	0	2.1	6	7	4	5	1
1990	Santo Domingo	5-2	3.42	18	15	1	0	0	76.1	84	48	29	44	33

Meyers, Don**C****Height:** 6-3 **Bats:** Right **Born:** 12/25/69 at San Diego, CA**Weight:** 205 **Throws:** Right **Residence:** Roseville, CA**School:** Sacramento City College, CA**How obtained:** Signed as a free agent, May 20, 1990**Recommended / Signed by:** Mark Sheehy

Year	Club	Avg.	G	AB	R	H	2B	3B	HR	RBI	BB	SO	SB	CS
1990	Great Falls	.326	38	92	14	30	5	1	1	23	11	25	0	1

Meyers, Paul Edward**LHP****Height:** 6-0 **Bats:** Right **Born:** 2/27/75 at Omaha, NE**Weight:** 180 **Throws:** Left **Residence:** Lincoln, NE**School:** Westside H.S., NE**How obtained:** Signed as a free agent, November 11, 1990**Recommended / Signed by:** Charlie Blaney

Year	Club	W-L	ERA	G	GS	CG	SHO	SV	IP	H	R	ER	BB	SO
(1991 will be his first professional season)														

Mimbs, Mark Ivey**LHP****Height:** 6-2 **Bats:** Left **Born:** 2/13/69 at Macon, GA**Weight:** 180 **Throws:** Left **Residence:** Macon, GA**School:** Mercer University, GA**How obtained:** Dodgers' #25 selection in the June 1990 Free Agent Draft**Recommended / Signed by:** Tommy Mixon

Year	Club	W-L	ERA	G	GS	CG	SHO	SV	IP	H	R	ER	BB	SO
1990	Great Falls	7-4	3.23	14	14	0	0	0	78.0	69	32	28	29	94

Mimbs, Michael Randall**LHP****Height:** 6-2 **Bats:** Left **Born:** 2/13/69 at Macon, GA**Weight:** 180 **Throws:** Left **Residence:** Macon, GA**School:** Mercer University, GA**How obtained:** Dodgers' #24 selection in the June 1990 Free Agent Draft**Recommended / Signed by:** Tommy Mixon

Year	Club	W-L	ERA	G	GS	CG	SHO	SV	IP	H	R	ER	BB	SO
1990	Great Falls	0-0	4.05	3	0	0	0	0	6.2	4	5	3	0	4
	Yakima	4-3	3.88	12	12	0	0	0	67.1	58	36	29	39	72

Mintz, Stephen Wayne**RHP****Height:** 5-11 **Bats:** Left **Born:** 11/24/68 at Wilmington, NC**Weight:** 190 **Throws:** Right **Residence:** Leland, NC**School:** Mount Olive J.C., NC**How obtained:** Dodgers' #17 selection in the June 1990 Free Agent Draft**Recommended / Signed by:** Jim Garland

Year	Club	W-L	ERA	G	GS	CG	SHO	SV	IP	H	R	ER	BB	SO
1990	Yakima	2-3	2.42	20	0	0	0	3	26.0	21	9	7	16	38

Mondesi, Raul OF**Height:** 5-11 **Bats:** Right **Born:** 3/12/71 at San Cristobal, DR**Weight:** 150 **Throws:** Right **Residence:** San Cristobal, DR**School:** Liceo Manuel Maria Valencia H.S., DR**How obtained:** Signed as a free agent, June 6, 1988**Recommended / Signed by:** Ralph Avila**1990 Notes:** Named to the Pioneer League All-Star Team

Year	Club	Avg.	G	AB	R	H	2B	3B	HR	RBI	BB	SO	SB	CS
1988	Santo Domingo	.222	36	117	21	26	10	1	2	44	23	36	4	0
1989	Santo Domingo	.276	46	156	32	43	15	3	2	27	16	26	8	5
1990	Great Falls	.303	44	175	35	53	10	4	8	31	11	30	30	6

Morrow, Christian Welte OF**Height:** 6-1 **Bats:** Left **Born:** 11/8/69 at San Francisco, CA**Weight:** 190 **Throws:** Left **Residence:** Pacifica, CA**School:** Skyline JC, CA**How obtained:** Dodgers' #12 selection in the June 1988 Free Agent Draft**Recommended / Signed by:** Dick Hanlon

Year	Club	Avg.	G	AB	R	H	2B	3B	HR	RBI	BB	SO	SB	CS
1988	Great Falls	.286	60	217	48	62	11	3	8	40	28	50	13	7
1989	Salem	.323	27	93	20	30	3	3	2	16	12	11	4	2
	Bakersfield	.150	38	107	9	16	5	0	1	4	14	18	3	4
1990	Bakersfield	.240	95	325	37	78	17	2	5	40	20	53	8	6

Mota, Domingo OF**Height:** 5-8 **Bats:** Right **Born:** 8/4/69 at Santo Domingo, DR**Weight:** 175 **Throws:** Right **Residence:** La Crescenta, CA**School:** Cal State Fullerton**How obtained:** Dodgers' #31 selection in the June 1990 Free Agent Draft**Recommended / Signed by:** Gib Bodet**1990 Notes:** Named to the Gulf Coast League All-Star team

Year	Club	Avg.	G	AB	R	H	2B	3B	HR	RBI	BB	SO	SB	CS
1990	Kissimmee	.343	61	213	46	73	12	2	1	34	36	19	23	15

Munoz Jr., Jose Luis INF**Height:** 5-11 **Bats:** Both **Born:** 11/11/67 at Chicago, IL**Weight:** 165 **Throws:** Right **Residence:** Yabucoa, PR**School:** Florida JC, FL**How obtained:** Dodgers' #20 selection in the June 1987 Free Agent Draft**Recommended / Signed by:** Tommy Mixon

Year	Club	Avg.	G	AB	R	H	2B	3B	HR	RBI	BB	SO	SB	CS
1987	Sarasota	.321	54	187	31	60	7	0	0	22	26	22	6	0
1988	Bakersfield	.248	105	347	35	86	6	0	0	24	42	54	7	0
1989	Vero Beach	.257	105	300	39	77	15	1	0	24	14	31	6	2
1990	Vero Beach	.295	113	397	57	117	18	3	2	47	34	43	28	8
	Bakersfield	.179	14	39	3	7	1	0	0	6	6	7	2	1

Nichting, Christopher Thomas RHP**Height:** 6-1 **Bats:** Right **Born:** 5/13/66 at Cincinnati, OH**Weight:** 205 **Throws:** Right **Residence:** Cincinnati, OH**School:** Northwestern University, IL**How obtained:** Dodgers' #3 selection in the June 1987 Free Agent Draft**Recommended / Signed by:** Glen Van Proyen

Year	Club	W-L	ERA	G	GS	CG	SHD	SV	IP	H	R	ER	BB	SO
1988	Vero Beach	11-4	2.09	21	19	5	1	1	138.0	90	40	32	51	151
1989	San Antonio	4-14	5.03	26	26	2	0	0	154.0	160	96	86	101	136
1990	San Antonio													(injured-did not play)

O'Connor, Benjamin**LHP****Height:** 6-3 **Bats:** Left **Born:** 8/24/68 at Mt. Baltimore, MD**Weight:** 200 **Throws:** Left **Residence:** Ellicott City, MD**School:** University of Maryland**How obtained:** Dodgers' #30 selection in the June 1987 Free Agent Draft**Recommended / Signed by:** Gene Kerns

Year	Club	W-L	ERA	G	GS	CG	SHO	SV	IP	H	R	ER	BB	SO
1990	Yakima	2-2	2.25	21	0	0	0	2	36.0	24	11	9	18	38

O'Donnell, Stephen Patrick**INF****Height:** 6-2 **Bats:** Right **Born:** 5/19/67 at Richmond, VA**Weight:** 200 **Throws:** Right **Residence:** Richmond, VA**School:** La Salle University, PA**How obtained:** Dodgers' #36 selection in the June 1989 Free Agent Draft**Recommended / Signed by:** William Winterle

Year	Club	Avg.	G	AB	R	H	2B	3B	HR	RBI	BB	SO	SB	CS
1989	Great Falls	.345	60	223	46	77	11	2	7	44	31	55	8	5
1990	Bakersfield	.243	68	230	32	56	12	1	9	36	25	59	4	4

Olson, Kurt Michael**INF****Height:** 6-0 **Bats:** Left **Born:** 8/6/68 at LaGrange, IL**Weight:** 185 **Throws:** Left **Residence:** Clarendon Hills, IL**School:** Indiana University**How obtained:** Signed as a free agent, August 21, 1989**Recommended / Signed by:** Glen Van Proyen

Year	Club	Avg.	G	AB	R	H	2B	3B	HR	RBI	BB	SO	SB	CS
1990	Yakima	.259	53	170	25	44	8	0	3	23	20	39	2	7

Ortega, Rudy**OF****Height:** 6-3 **Bats:** Right **Born:** 1/29/73 at Santo Domingo, DR**Weight:** 190 **Throws:** Right **Residence:** Santo Domingo, DR**School:** Universidad Automona de Santo Domingo, DR**How obtained:** Signed as a free agent, November 4, 1990**Recommended / Signed by:** Ralph Avila

Year	Club	Avg.	G	AB	R	H	2B	3B	HR	RBI	BB	SO	SB	CS
(1991 will be his first professional season)														

Ortiz Jr., Hector Montanez**C****Height:** 6-0 **Bats:** Right **Born:** 10/14/69 at Rio Piedras, PR**Weight:** 178 **Throws:** Right **Residence:** Canovanas, PR**School:** Rangers JC, TX**How obtained:** Dodgers' 35th round (#34 overall) selection in the June 1988 Free Agent Draft**Recommended / Signed by:** Miguel Villaran and Ruben Morales

Year	Club	Avg.	G	AB	R	H	2B	3B	HR	RBI	BB	SO	SB	CS
1988	Salem	.143	32	77	5	11	1	0	0	4	5	16	0	2
1989	Vero Beach	.141	42	85	5	12	0	1	0	4	6	15	0	0
	Salem	.229	44	140	13	32	3	1	0	12	4	24	2	1
1990	Yakima	.272	52	173	16	47	3	1	0	12	5	15	1	1

Otanez, Willis**INF****Height:** 5-11 **Bats:** Right **Born:** 4/19/73 at Cotui, DR**Weight:** 150 **Throws:** Right **Residence:** Cotui, DR**School:** Liceo Miguel Angel Garcia H.S., DR**How obtained:** Signed as a free agent, February 10, 1990**Recommended / Signed by:** Ralph Avila and Pablo Peguero

Year	Club	Avg.	G	AB	R	H	2B	3B	HR	RBI	BB	SO	SB	CS
1990	Santo Domingo	.315	70	267	44	84	18	0	1	46	51	24	4	0

Ozoria, Rojas Antonio**RHP****Height:** 6-1 **Bats:** Right **Born:** 9/28/71 at Las Canelas Santiago, DR**Weight:** 140 **Throws:** Right **Residence:** Santiago, DR**School:** Las Canelas H.S., DR**How obtained:** Signed as a free agent, November 28, 1989**Recommended / Signed by:** Ralph Avila

Year	Club	W-L	ERA	G	GS	CG	SHO	SV	IP	H	R	ER	BB	SO
1989	Santo Domingo	6-0	3.17	17	0	3	3	3	65.1	61	26	23	14	51
1990	Santo Domingo	6-5	1.34	23	16	5	0	2	134.2	108	46	20	24	87

Parisotto, Barry John**RHP****Height:** 6-2 **Bats:** Left **Born:** 11/23/67 at Trail, BC, Canada**Weight:** 190 **Throws:** Right **Residence:** White Rock, BC, Canada**School:** Gonzaga University, WA**How obtained:** Dodgers' #12 selection in the June 1989 Free Agent Draft**Recommended / Signed by:** Hank Jones

Year	Club	W-L	ERA	G	GS	CG	SHO	SV	IP	H	R	ER	BB	SO
1989	Great Falls	9-1	2.09	14	12	0	0	1	73.1	62	21	17	17	68
1990	Bakersfield	3-4	3.93	13	8	1	0	0	52.2	59	41	23	28	42

Parra, Jose (Miguel)**RHP****Height:** 5-11 **Bats:** Right **Born:** 11/28/72 at Santiago, DR**Weight:** 150 **Throws:** Right **Residence:** Santiago, DR**School:** Liceo Evangelico Jacagua HS, DR**How obtained:** Signed as a free agent, December 7, 1989**Recommended / Signed by:** Ralph Avila

Year	Club	W-L	ERA	G	GS	CG	SHO	SV	IP	H	R	ER	BB	SO
1989	Santo Domingo	8-1	1.87	13	11	4	3	2	67.1	60	21	14	20	51
1990	Kissimmee	5-3	2.67	10	10	1	0	0	57.1	50	22	17	18	50

Pascual, Jorge**RHP****Height:** 5-11 **Bats:** Right **Born:** 4/18/70 at Miami, FL**Weight:** 175 **Throws:** Right **Residence:** Miami, FL**School:** Coral Park H.S., FL**How obtained:** Signed as a free agent, July 14, 1989**Recommended / Signed by:** Bill Pleis and Regie Otero

Year	Club	W-L	ERA	G	GS	CG	SHO	SV	IP	H	R	ER	BB	SO
1988	Sarasota	1-0	2.35	9	2	0	0	1	23.0	23	9	6	11	24
1989	Salem	3-3	3.47	23	0	0	0	6	49.1	45	22	19	25	65
1990	Vero Beach	2-10	4.85	37	12	0	0	6	98.1	102	68	53	63	84

Patrick, Tim Paul**LHP****Height:** 6-1 **Bats:** Left **Born:** 4/29/68 at Woodland, CA**Weight:** 195 **Throws:** Left **Residence:** Sacramento, CA**School:** Sacramento City College, CA**How obtained:** Dodgers' #32 selection in the June 1989 Free Agent Draft**Recommended / Signed by:** Mark Sheehy

Year	Club	W-L	ERA	G	GS	CG	SHO	SV	IP	H	R	ER	BB	SO
1989	Vero Beach	0-1	9.72	2	2	0	0	0	8.1	14	9	9	4	3
	Kissimmee	4-1	0.24	7	5	1	1	1	37.2	18	7	1	12	39
1990	Yakima	5-2	3.09	11	10	0	0	0	58.1	56	34	20	26	66
	Vero Beach	0-3	6.23	4	4	0	0	0	21.2	29	18	15	10	11

Perez, Francisco**OF**

Height: 6-2 **Bats:** Left **Born:** 10/19/70 at Hermosillo, Sonora, Mexico
Weight: 176 **Throws:** Left **Residence:** Hermosillo, Sonora, Mexico
How obtained: Signed as a free agent, June 22, 1989
Recommended / Signed by: Mike Brito

Year	Club	Avg.	G	AB	R	H	2B	3B	HR	RBI	BB	SO	SB	CS
1989	Santo Domingo	.280	38	107	16	30	4	3	2	16	13	16	9	1
1990	Santo Domingo	.308	24	78	19	24	9	1	1	16	8	14	4	0

Perez, Jose Ramon**INF**

Height: 6-0 **Bats:** Both **Born:** 11/30/69 at Caracas, Venezuela
Weight: 160 **Throws:** Right **Residence:** Caracas, Venezuela
School: Liceo Juan J. Abreu H.S., Venezuela
How obtained: Signed as a free agent, January 17, 1989
Recommended / Signed by: Flores Bolivar

Year	Club	Avg.	G	AB	R	H	2B	3B	HR	RBI	BB	SO	SB	CS
1989	Salem	.242	55	178	27	43	5	1	0	13	17	27	10	6
1990	Yakima	.282	22	71	14	20	4	0	0	5	7	11	2	2
	Kissimmee	.228	25	57	12	13	1	0	0	5	15	6	3	4

Peters, Rex William**INF**

Height: 6-1 **Bats:** Both **Born:** 8/16/65 at Appleton, WI
Weight: 185 **Throws:** Left **Residence:** Denver, CO
School: Cal State Fullerton
How obtained: Dodgers' #27 selection in the June 1989 Free Agent Draft
Recommended / Signed by: Gib Bodet

Year	Club	Avg.	G	AB	R	H	2B	3B	HR	RBI	BB	SO	SB	CS
1989	Salem	.313	76	268	52	84	9	2	5	40	56	45	14	2
1990	Vero Beach	.267	129	408	65	109	19	0	9	72	88	50	15	3

Piazza, Michael Joseph**C-INF**

Height: 6-3 **Bats:** Right **Born:** 9/4/68 at Norristown, PA
Weight: 200 **Throws:** Right **Residence:** Valley Forge, PA
School: Miami Dade North JC, FL
How obtained: Dodgers' 62nd round (#61 overall) selection in the June 1988 Free Agent Draft
Recommended / Signed by: Bill Pleis

Year	Club	Avg.	G	AB	R	H	2B	3B	HR	RBI	BB	SO	SB	CS
1989	Salem	.268	57	198	22	53	11	0	8	25	13	51	0	0
1990	Vero Beach	.250	88	272	27	68	20	0	6	45	11	68	0	1

Pinkney, Alton**CF**

Height: 5-11 **Bats:** Left **Born:** 1/13/71 at Brunswick, GA
Weight: 175 **Throws:** Right **Residence:** Brunswick, GA
School: Glynn Academy H.S., GA
How obtained: Dodgers' #6 selection in the June 1990 Free Agent Draft
Recommended / Signed by: Tommy Mixon

Year	Club	Avg.	G	AB	R	H	2B	3B	HR	RBI	BB	SO	SB	CS
1990	Kissimmee	.167	35	90	7	15	2	1	0	7	10	22	2	4

Piotrowicz, Brian**RHP**

Height: 6-1 **Bats:** Right **Born:** 12/10/67 at La Porte, IN
Weight: 185 **Throws:** Right **Residence:** North Liberty, IN
School: University of Notre Dame
How obtained: Signed as a free agent, June 12, 1990
Recommended / Signed by: Ben Wade

Year	Club	W-L	ERA	G	GS	CG	SHO	SV	IP	H	R	ER	BB	SO
1990	Great Falls	2-1	1.74	22	0	0	0	7	41.1	29	15	8	8	41

Pitz, Michael William**RHP****Height:** 6-0 **Bats:** Right **Born:** 6/13/65 at Roseville, CA**Weight:** 170 **Throws:** Right **Residence:** Colfax, CA**School:** University of Pacific, CA**How obtained:** Dodgers' #4 selection in the June 1986 Free Agent Draft**Recommended / Signed by:** Gib Bodet

Year	Club	W-L	ERA	G	GS	CG	SHO	SV	IP	H	R	ER	BB	SO
1986	Great Falls	4-5	3.67	14	14	3	2	0	88.1	81	47	36	21	111
1987	Bakersfield	17-6	3.11	20	29	8	1	0	205.1	198	92	71	52	141
1988	San Antonio	3-8	4.80	19	19	2	0	0	122.0	142	71	65	21	79
1989	San Antonio	6-9	4.30	34	17	2	0	0	134.0	145	80	64	32	85
1990	San Antonio	4-4	4.12	26	9	1	0	0	87.1	82	45	40	16	56

Potthoff, Michael James**RHP****Height:** 6-9 **Bats:** Right **Born:** 10/14/65 at St. Louis, MO**Weight:** 225 **Throws:** Right **Residence:** Overland Park, KS**School:** University of Missouri**How obtained:** Dodgers' #22 selection in the June 1989 Free Agent Draft**Recommended / Signed by:** Michael Hankins

Year	Club	W-L	ERA	G	GS	CG	SHO	SV	IP	H	R	ER	BB	SO
1989	Great Falls	2-2	2.86	14	2	0	0	2	34.2	32	15	11	10	32
1990	Bakersfield	0-0	3.00	7	2	0	0	1	15.0	17	6	5	10	15

Puchales, Javier T.**OF****Height:** 6-0 **Bats:** Left **Born:** 3/29/72 at Rio Piedras, PR**Weight:** 170 **Throws:** Left **Residence:** Caguas, PR**School:** Caguas Skill Center H.S., PR**How obtained:** Dodgers' #28 selection in the June 1989 Free Agent Draft**Recommended / Signed by:** Miguel Villaran

Year	Club	Avg.	G	AB	R	H	2B	3B	HR	RBI	BB	SO	SB	CS
1989	Kissimmee	.333	41	120	15	40	2	0	0	9	4	14	8	4
1990	Kissimmee	.200	29	55	7	11	0	0	0	3	7	20	4	2

Pujols, Raul**RHP****Height:** 6-2 **Bats:** Right **Born:** 5/26/72 at Santiago, DR**Weight:** 160 **Throws:** Right **Residence:** Santiago, DR**School:** Liceo Eugenio Degchamps H.S., DR**How obtained:** Signed as a free agent, October 17, 1990**Recommended / Signed by:** Ralph Avila and Pablo Peguero

Year	Club	W-L	ERA	G	GS	CG	SHO	SV	IP	H	R	ER	BB	SO
(1991 will be his first professional season)														

Pye, Robert Edward**INF****Height:** 5-10 **Bats:** Right **Born:** 2/13/67 at Columbia, TN**Weight:** 170 **Throws:** Right **Residence:** Murfreesboro, TN**School:** Middle Tennessee State University**How obtained:** Dodgers' #9 selection in the June 1988 Free Agent Draft**Recommended / Signed by:** Carl Loewenstine

Year	Club	Avg.	G	AB	R	H	2B	3B	HR	RBI	BB	SO	SB	CS
1988	Great Falls	.300	61	237	50	71	8	4	2	30	29	26	19	9
1989	Bakersfield	.258	129	488	59	126	21	2	8	47	41	87	19	9
1990	San Antonio	.248	119	455	67	113	18	7	2	44	45	68	19	6

Racobaldo, Michael**RHP****Height:** 6-2 **Bats:** Right **Born:** 8/13/72 at Camden, NJ**Weight:** 185 **Throws:** Right **Residence:** Pennsauken, NJ**School:** Pennsauken H.S., NJ**How obtained:** Dodgers' #22 selection in the June 1990 Free Agent Draft**Recommended / Signed by:** Gil Bassetti

Year	Club	W-L	ERA	G	GS	CG	SHO	SV	IP	H	R	ER	BB	SO
1990	Kissimmee	1-0	1.26	16	0	0	0	2	28.2	22	7	4	8	17

Reyes, Jose**C****Height:** 6-1 **Bats:** Right **Born:** 5/01/73 at Villa Vasquez, DR**Weight:** 165 **Throws:** Right **Residence:** Villa Vasquez, DR**School:** Liceo Depoldo M. Navarro, DR**How obtained:** Signed as a free agent, November 20, 1990**Recommended / Signed by:** Ralph Avila and R. Gonzalez

Year	Club	Avg.	G	AB	R	H	2B	3B	HR	RBI	BB	SO	SB	CS
(1991 will be his first professional season)														

Reyes, Porfirio**RHP****Height:** 6-1 **Bats:** Right **Born:** 10/17/72 at Azua, DR**Weight:** 150 **Throws:** Right **Residence:** Azua, DR**School:** Liceo Los Toros H.S., DR**How obtained:** Signed as a free agent, January 8, 1990**Recommended / Signed by:** Ralph Avila and Pablo Peguero

Year	Club	W-L	ERA	G	GS	CG	SHO	SV	IP	H	R	ER	BB	SO
1990	Santo Domingo	0-0	.260	51	169	28	44	4	3	1	21	24	30	1

Rice, Lance James**C****Height:** 6-1 **Bats:** Both **Born:** 10/19/66 at Salem, OR**Weight:** 195 **Throws:** Right **Residence:** Salem, OR**School:** Oregon State University**How obtained:** Dodgers' #14 selection in the June 1988 Free Agent Draft**Recommended / Signed by:** Hank Jones

Year	Club	Avg.	G	AB	R	H	2B	3B	HR	RBI	BB	SO	SB	CS
1988	Great Falls	.283	47	159	30	45	8	2	0	27	31	29	4	2
1989	Bakersfield	.222	126	406	41	90	15	1	5	53	53	83	1	4
1990	San Antonio	.241	79	245	25	59	11	2	0	35	24	46	3	1

Rijo (Brito), Rafael Antonio**OF****Height:** 6-2 **Bats:** Right **Born:** 9/19/69 at La Romana, DR**Weight:** 170 **Throws:** Right **Residence:** La Romana, DR**School:** Liceo Secundario Santa Rosa, DR**How obtained:** Signed as a free agent, September 20, 1986**Recommended / Signed by:** Ralph Avila and Elvio Jimenez

Year	Club	Avg.	G	AB	R	H	2B	3B	HR	RBI	BB	SO	SB	CS
1988	Sarasota	.259	60	174	23	45	5	0	0	13	5	36	13	4
1989	Salem	.228	73	281	33	64	4	3	0	18	6	76	20	6
1990	Yakima	.260	51	200	30	52	9	1	1	13	12	32	23	5

Rijos, Carlos**RHP****Height:** 6-3 **Bats:** Right **Born:** 8/12/73 at Albonito, PR**Weight:** 190 **Throws:** Right **Residence:** Cayey, PR**School:** Miguel Merene Munoz H.S., PR**How obtained:** Signed as a free agent, November 28, 1990**Recommended / Signed by:** Eddie Rodriguez

Year	Club	W-L	ERA	G	GS	CG	SHO	SV	IP	H	R	ER	BB	SO
(1991 will be his first professional season)														

Rodriguez, Anthony**C****Height:** 6-1 **Bats:** Right **Born:** 12/10/73 at Aguadilla, PR**Weight:** 190 **Throws:** Right **Residence:** Aguadilla, PR**School:** Jose De Diego H.S., PR**How obtained:** Dodgers' #32 selection in the June 1990 Free Agent Draft**Recommended / Signed by:** Eddie Rodriguez

Year	Club	Avg.	G	AB	R	H	2B	3B	HR	RBI	BB	SO	SB	CS
1990	Santo Domingo	.000	8	9	0	0	0	0	0	0	3	7	0	0

Rodriguez (Ventura), Eddy**INF****Height:** 6-1 **Bats:** Right **Born:** 12/28/72 at Santiago, DR**Weight:** 170 **Throws:** Right **Residence:** Santiago, PR**School:** Colegio San Rafael, DR**How obtained:** Signed as a free agent, February 26, 1990**Recommended / Signed by:** Ralph Avila

Year	Club	Avg.	G	AB	R	H	2B	3B	HR	RBI	BB	SO	SB	CS
1990	Santo Domingo	.347	70	262	41	91	16	5	2	50	49	40	5	0

Rodriguez, Felix Antonio**C****Height:** 6-1 **Bats:** Right **Born:** 12/05/72 at Montecristy, DR**Weight:** 170 **Throws:** Right **Residence:** Montecristy, DR**School:** Liceo Bijiador HS, DR**How obtained:** Signed as a free agent, October 17, 1989**Recommended / Signed by:** Pablo Peguero

Year	Club	Avg.	G	AB	R	H	2B	3B	HR	RBI	BB	SO	SB	CS
1990	Santo Domingo	.228	63	241	23	55	10	0	2	33	15	52	4	0

Rodriguez, Julio**RHP****Height:** 6-2 **Bats:** Right **Born:** 2/09/73 at Santo Domingo, DR**Weight:** 150 **Throws:** Right **Residence:** Santo Domingo, DR**School:** Escuela Primaria Palave H.S., DR**How obtained:** Signed as a free agent, May 19, 1990**Recommended / Signed by:** Pablo Peguero

Year	Club	W-L	ERA	G	GS	CG	SHO	SV	IP	H	R	ER	BB	SO
1990	Santo Domingo	2-0	7.77	14	0	0	0	0	22.0	25	22	29	18	14

Rojas (Villareal), Homar**C****Height:** 6-1 **Bats:** Right **Born:** 2/16/64 at Nuevo Leon, Mexico**Weight:** 190 **Throws:** Right **Residence:** Nuevo Leon, Mexico**How obtained:** Purchased from the Mexico City Tigers on February 20, 1987**Recommended / Signed by:** Mike Brito

Year	Club	Avg.	G	AB	R	H	2B	3B	HR	RBI	BB	SO	SB	CS
1982	Monterrey	.091	38	55	3	5	2	0	0	1	1	14	0	0
1983	Monterrey	.209	95	292	20	61	12	3	2	30	10	65	0	0
1984	Monterrey	.263	64	205	37	54	9	4	3	28	12	43	2	0
1985	Mexico City	.281	111	366	54	103	21	5	9	59	35	48	2	0
1986	Mexico City	.319	114	420	76	132	30	2	23	89	29	52	4	0
1987	San Antonio	.237	28	97	6	23	5	1	1	7	2	11	0	0
	Bakersfield	.000	3	3	0	0	0	0	0	0	0	1	0	0
1988	Vero Beach	.274	91	325	21	89	11	1	3	37	6	45	1	1
1989	San Antonio	.301	36	93	13	28	5	1	0	5	8	9	1	1
1990	San Antonio	.282	82	241	29	68	10	2	5	36	24	34	0	3

Romero, Wilfred Andres**OF**

Height: 5-11 **Bats:** Right **Born:** 8/05/74 at Maracay, Venezuela
Weight: 158 **Throws:** Right **Residence:** Maracay, Venezuela
How obtained: Signed as a free agent, September 20, 1990
Recommended / Signed by: Camilio Pascual

Year	Club	Avg.	G	AB	R	H	2B	3B	HR	RBI	BB	SO	SB	CS
(1991 will be his first professional season)														

Rosario, Jose**OF**

Height: 6-4 **Bats:** Left **Born:** 4/04/73 at Methuen, MA
Weight: 230 **Throws:** Left **Residence:** Arroyo, PR
School: Carmen Bosello de Huyke, PR
How obtained: Signed as a free agent, June 7, 1990
Recommended / Signed by: Eddie Rodriguez

Year	Club	Avg.	G	AB	R	H	2B	3B	HR	RBI	BB	SO	SB	CS
1990	Santo Domingo	.000	3	5	0	0	0	0	0	1	2	4	0	0

Salcedo, Jose Ramon**RHP**

Height: 6-0 **Bats:** Right **Born:** 2/5/73 at Santo Domingo, DR
Weight: 154 **Throws:** Right **Residence:** Santo Domingo, DR
School: Republica Dominica H.S., DR
How obtained: Signed as a free agent, January 2, 1990
Recommended / Signed by: Ralph Avila

Year	Club	W-L	ERA	G	GS	CG	SHO	SV	IP	H	R	ER	BB	SO
1990	Santo Domingo	8-4	3.83	17	13	2	0	0	82.1	53	40	35	22	56

Sampson, Michael Richard**RHP**

Height: 6-5 **Bats:** Right **Born:** 10/19/68 at Springfield, MA
Weight: 210 **Throws:** Right **Residence:** Holyoke, MA
School: Holyoke Community College, MA
How obtained: Dodgers' 25th round (#24 overall) selection in the June 1988 Free Agent Draft
Recommended / Signed by: Buzz Bowers and Dick Teed

Year	Club	W-L	ERA	G	GS	CG	SHO	SV	IP	H	R	ER	BB	SO
1988	Sarasota	2-2	3.33	10	10	0	0	0	46.0	30	19	17	30	57
1989	Vero Beach	6-2	3.57	16	11	1	1	0	68.0	50	28	27	29	43
1990	Bakersfield	3-4	4.96	12	10	0	0	0	52.2	46	36	29	45	37

Seals, Billy Joe**C**

Height: 6-4 **Bats:** Both **Born:** 2/8/67 at Nashville, TN
Weight: 200 **Throws:** Right **Residence:** Madison, TN
School: Belmont College, TN
How obtained: Dodgers' #42 selection in the June 1989 Free Agent Draft
Recommended / Signed by: Carl Loewenstine

Year	Club	Avg.	G	AB	R	H	2B	3B	HR	RBI	BB	SO	SB	CS
1989	Great Falls	.254	27	63	8	16	3	0	2	8	6	15	0	0
1990	Great Falls	(injured—did not play)												

Silfa, Eduardo**LHP**

Height: 6-1 **Bats:** Left **Born:** 8/05/74 at La Paja, DR
Weight: 163 **Throws:** Left **Residence:** San Pedro de Macoris, DR
School: Liceo La Paja H.S., DR
How obtained: Signed as a free agent, October 17, 1990
Recommended / Signed by: Ralph Avila and Pablo Peguero

Year	Club	W-L	ERA	G	GS	CG	SHO	SV	IP	H	R	ER	BB	SO
(1991 will be his first professional season)														

Smith, Frank III**OF****Height:** 6-2 **Bats:** Right **Born:** 8/11/72 at San Pedro, CA**Weight:** 185 **Throws:** Right **Residence:** Riverside, CA**School:** Poly H.S., CA**How obtained:** Dodgers' #5 selection in the June 1990 Free Agent Draft**Recommended / Signed by:** Gib Bodet

Year	Club	Avg.	G	AB	R	H	2B	3B	HR	RBI	BB	SO	SB	CS
1990	Kissimmee	.222	50	162	18	36	3	0	1	17	24	46	6	1

Smith, Ira**OF****Height:** 5-11 **Bats:** Right **Born:** 8/04/67 at Chestertown, MD**Weight:** 195 **Throws:** Right **Residence:** Rock Hall, MD**School:** University of Maryland**How obtained:** Dodgers' #37 selection in the June 1990 Free Agent Draft**Recommended / Signed by:** Dick Teed

Year	Club	Avg.	G	AB	R	H	2B	3B	HR	RBI	BB	SO	SB	CS
1990	Great Falls	.261	50	142	31	37	7	3	1	28	25	32	8	6

Snedeker, Sean Palmer**RHP****Height:** 6-3 **Bats:** Right **Born:** 6/18/65 at Beeville, TX**Weight:** 185 **Throws:** Right **Residence:** Woodlands, TX**School:** Texas A&M University**How obtained:** Dodgers' #29 selection in the June 1988 Free Agent Draft**Recommended / Signed by:** Boyd Bartley**1990 Notes:** Sat out the season while rehabilitating from right shoulder surgery performed in 1989

Year	Club	W-L	ERA	G	GS	CG	SHO	SV	IP	H	R	ER	BB	SO
1988	Great Falls	8-2	2.20	13	12	5	2	0	86.0	64	29	21	16	102
1989	Bakersfield	12-6	3.37	22	22	2	0	0	139.0	132	67	52	45	112
1990	Bakersfield													

(injured—did not play)

Springer, Dennis LeRoy**RHP****Height:** 5-10 **Bats:** Right **Born:** 2/12/65 at Fresno, CA**Weight:** 185 **Throws:** Right **Residence:** Fresno, CA**School:** Fresno State University, CA**How obtained:** Dodgers' #21 selection in the June 1987 Free Agent Draft**Recommended / Signed by:** Deni Pacini

Year	Club	W-L	ERA	G	GS	CG	SHO	SV	IP	H	R	ER	BB	SO
1987	Great Falls	4-3	2.88	23	5	1	0	6	65.2	70	38	21	16	54
1988	Bakersfield	13-7	3.27	32	20	6	4	2	154.0	135	75	56	62	108
1989	San Antonio	6-8	3.15	19	19	4	1	0	140.0	128	58	49	46	89
	Albuquerque	4-1	4.83	8	7	0	0	0	41.0	58	28	22	14	18
1990	San Antonio	8-6	3.31	24	24	3	0	0	163.1	147	76	60	73	77

Strong, Stewart**LHP****Height:** 6-4 **Bats:** Right **Born:** 9/29/67 at Greenwich, CT**Weight:** 205 **Throws:** Left **Residence:** Manchester, CT**School:** University of Connecticut**How obtained:** Signed as a free agent, August 29, 1990**Recommended / Signed by:** Buzz Bowers and Dick Teed

Year	Club	W-L	ERA	G	GS	CG	SHO	SV	IP	H	R	ER	BB	SO

(1991 will be his first professional season)

Stryker, Edward**RHP****Height:** 5-10 **Bats:** Right **Born:** 9/25/68 at Chicago, IL**Weight:** 160 **Throws:** Right **Residence:** Mt. Prospect, IL**School:** Prospect H.S., IL**How obtained:** Signed as a free agent, June 13, 1990**Recommended / Signed by:** Glen Van Proyen

Year	Club	W-L	ERA	G	GS	CG	SHO	SV	IP	H	R	ER	BB	SO
1990	Great Falls	2-1	4.36	21	1	0	0	1	41.1	46	20	20	13	31

Sweeney, Robert**C****Height:** 6-3 **Bats:** Right **Born:** 5/01/70 at Waukesha, WI**Weight:** 195 **Throws:** Right **Residence:** Muskego, WI**School:** Waukesha County Technical College, WI**How obtained:** Dodgers' #48 selection in the June 1990 Free Agent Draft**Recommended / Signed by:** Dale McReynolds

Year	Club	Avg.	G	AB	R	H	2B	3B	HR	RBI	BB	SO	SB	CS
1990	Kissimmee	.125	21	32	1	4	0	0	0	2	4	16	0	0

Tapia, Jose Aquino**RHP****Height:** 6-3 **Bats:** Right **Born:** 1/20/66 at Las Matas de Farfan, DR**Weight:** 195 **Throws:** Right **Residence:** Las Matas de Farfan, DR**School:** Mercedes Maria Mateo H.S., DR**How obtained:** Signed as a free agent, January 7, 1986**Recommended / Signed by:** Eleodoro Arias and Pablo Peguero

Year	Club	W-L	ERA	G	GS	CG	SHO	SV	IP	H	R	ER	BB	SO
1986	Sarasota	6-4	2.06	29	0	0	0	0	48.0	31	17	11	16	44
1987	Vero Beach	5-6	5.47	45	2	0	0	0	77.1	85	53	47	43	60
1988	San Antonio	0-0	11.73	8	0	0	0	0	7.2	13	12	10	7	6
1989	Bakersfield	8-9	3.46	23	22	0	0	0	138.0	127	69	53	89	109
	Bakersfield	0-0	18.00	1	0	0	0	0	1.0	2	2	2	1	0
1990	Bakersfield	1-2	3.93	13	6	0	0	0	34.1	31	21	15	17	21

Tatis (Almonte), Fausto Antonio**RHP****Height:** 5-11 **Bats:** Right **Born:** 11/3/70 at Santiago, DR**Weight:** 160 **Throws:** Right **Residence:** Santiago de Los Caballeros, DR**School:** Escuela Los Almacigos H.S., DR**How obtained:** Signed as a free agent, June 6, 1988**Recommended / Signed by:** Eleodoro Arias, Elvio Jimenez and Ralph Avila

Year	Club	W-L	ERA	G	GS	CG	SHO	SV	IP	H	R	ER	BB	SO
1988	Santo Domingo	3-1	3.25	7	5	0	0	1	36.0	34	17	13	15	37
1989	Kissimmee	3-3	2.54	11	9	0	0	1	60.1	50	20	17	22	44
1990	Yakima	1-4	4.48	13	13	1	1	0	74.1	88	45	37	24	76
	Bakersfield	3-3	5.97	18	1	0	0	1	31.2	38	21	21	16	36

Taveras (Portes), Ramon De Jesus**RHP****Height:** 5-10 **Bats:** Right **Born:** 1/24/69 at Moca, DR**Weight:** 160 **Throws:** Right **Residence:** Moca, DR**School:** Domingo Faustino Sarmiento H.S., DR**How obtained:** Signed as a free agent, July 30, 1987**Recommended / Signed by:** Ralph Avila**1990 Notes:** Named to Florida State League All-Star team

Year	Club	W-L	ERA	G	GS	CG	SHO	SV	IP	H	R	ER	BB	SO
1988	Sarasota	4-3	2.37	10	10	1	1	0	49.1	39	16	13	23	41
1989	Salem	7-1	2.07	13	13	1	1	0	78.1	69	27	18	29	61
1990	Vero Beach	13-7	3.11	26	26	5	2	0	165.0	143	67	57	65	116

Teel, Garrett John**C****Height:** 5-9 **Bats:** Right **Born:** 11/20/67 at Teaneck, NJ**Weight:** 170 **Throws:** Right **Residence:** Ridgefield Park, NJ**School:** William Patterson College, NJ**How obtained:** Dodgers' #15 selection in the June 1989 Free Agent Draft**Recommended / Signed by:** Gil Bassetti

Year	Club	Avg.	G	AB	R	H	2B	3B	HR	RBI	BB	SO	SB	CS
1989	Great Falls	.140	37	93	9	13	2	0	1	5	15	12	1	1
1990	Bakersfield	.208	42	101	13	21	1	0	2	6	10	17	0	1

Terrill, James Edward**LHP****Height:** 6-1 **Bats:** Left **Born:** 8/31/66 at Washington, DC**Weight:** 175 **Throws:** Left **Residence:** Bowie, MD**School:** Lamar University, TX**How obtained:** Selected from San Francisco in the Minor League Draft, December 5, 1989**Recommended / Signed by:** Gil Bassetti

Year	Club	W-L	ERA	G	GS	CG	SHO	SV	IP	H	R	ER	BB	SO
1987	Everett	2-1	1.02	30	0	0	0	11	53.0	35	9	6	12	55
1988	Clinton	2-2	1.73	39	1	0	0	8	62.1	48	20	12	17	51
1989	San Jose	5-6	2.86	55	1	0	0	5	72.1	75	32	23	23	55
1990	Vero Beach	12-4	2.53	23	21	1	1	0	131.2	117	44	37	35	80
	San Antonio	1-1	3.52	3	3	0	0	0	15.1	15	8	6	2	5

Tipton, Gordon**RHP****Height:** 6-4 **Bats:** Right **Born:** 9/21/67 at Tulsa, OK**Weight:** 180 **Throws:** Right **Residence:** Sand Springs, OK**School:** Oklahoma State University**How obtained:** Dodgers' #26 selection in the June 1990 Free Agent Draft**Recommended / Signed by:** Mike Hankins

Year	Club	W-L	ERA	G	GS	CG	SHO	SV	IP	H	R	ER	BB	SO
1990	Great Falls	6-1	1.50	24	0	0	0	7	48.0	35	10	8	17	43

Toribio, Herminio**RHP****Height:** 6-2 **Bats:** Right **Born:** 10/18/72 at Santiago, DR**Weight:** 145 **Throws:** Right **Residence:** Santiago, DR**School:** Liceo Fernando Valerio**How obtained:** Signed as a free agent, May 19, 1990**Recommended / Signed by:** Pablo Peguero

Year	Club	W-L	ERA	G	GS	CG	SHO	SV	IP	H	R	ER	BB	SO
1990	Santo Domingo	0-0	14.18	10	0	0	0	0	13.1	27	24	21	15	8

Traxler, Brian**INF****Height:** 5-10 **Bats:** Left **Born:** 9/26/67 at Waukegan, IL**Weight:** 200 **Throws:** Left **Residence:** San Antonio, TX**School:** University of New Orleans, MS**How obtained:** Dodgers' #15 selection in the June 1988 Free Agent Draft**Recommended / Signed by:** Tony John

1990 Notes: Had contract purchased by Los Angeles on April 21...made Major League debut on April 24 vs. St. Louis...pinch-hit for Eddie Murray (who was ejected with an 0-1 count) in the 7th inning against Bob Tewksbury and struck out...optioned back to Albuquerque on May 22.

Year	Club	Avg.	G	AB	R	H	2B	3B	HR	RBI	BB	SO	SB	CS
1988	Vero Beach	.292	72	260	30	76	14	0	2	34	30	35	1	1
1989	San Antonio	.346	63	228	37	79	7	0	9	44	22	20	1	0
	Albuquerque	.301	64	239	33	72	10	3	3	29	17	17	2	4
1990	Albuquerque	.277	98	318	43	88	23	0	7	53	39	39	4	0
	Los Angeles	.091	9	11	0	1	1	0	0	0	0	4	0	0
	ML Totals-1 year	.091	9	11	0	1	1	0	0	0	0	4	0	0

Treadwell, Jody**RHP**

Height: 6-0 **Bats:** Right **Born:** 12/14/68 at Jacksonville, FL
Weight: 190 **Throws:** Right **Residence:** Jacksonville, FL
School: Jacksonville University, FL
How obtained: Dodgers' #27 selection in the June 1990 Free Agent Draft
Recommended / Signed by: Tommy Mixon

Year	Club	W-L	ERA	G	GS	CG	SHO	SV	IP	H	R	ER	BB	SO
1990	Vero Beach	9-1	1.79	16	8	2	1	1	80.1	60	17	16	22	81

Urena, Fausto Leonardo**INF**

Height: 6-0 **Bats:** Left **Born:** 11/6/72 at Santiago, DR
Weight: 165 **Throws:** Left **Residence:** Santiago, DR
School: Liceo Ingenio Arriba H.S., DR
How obtained: Signed as a free agent, September 21, 1989
Recommended / Signed by: Ralph Avila and Juan Lantigua

Year	Club	Avg.	G	AB	R	H	2B	3B	HR	RBI	BB	SO	SB	CS
1990	Santo Domingo	.224	28	67	7	15	4	0	0	8	14	14	1	0

Uribe, Dilone**C**

Height: 6-0 **Bats:** Left **Born:** 9/18/72 at Sabana Grande de Planque, DR
Weight: 175 **Throws:** Left **Residence:** San Cristobal, DR
School: Escuela Primaria Abel Uribe, DR
How obtained: Signed as a free agent, May 18, 1990
Recommended / Signed by: Pablo Peguero

Year	Club	Avg.	G	AB	R	H	2B	3B	HR	RBI	BB	SO	SB	CS
1990	Santo Domingo	.235	40	119	16	28	3	0	0	12	15	16	2	0

Valdez (Sosa), Jose Francisco**C-INF**

Height: 5-11 **Bats:** Right **Born:** 5/4/69 at Santo Domingo, DR
Weight: 175 **Throws:** Right **Residence:** Santo Domingo, DR
School: Liceo Antonio Duverge H.S., DR
How obtained: Signed as a free agent, November 12, 1987
Recommended / Signed by: Ralph Avila

Year	Club	Avg.	G	AB	R	H	2B	3B	HR	RBI	BB	SO	SB	CS
1988	Santo Domingo	.374	40	123	23	46	10	1	1	61	32	10	0	0
1989	Santo Domingo	.231	6	13	6	3	0	0	0	1	2	2	0	0
1990	Kissimmee	.316	60	209	31	66	15	1	1	43	22	30	1	1

Van De Brake, Kevin**INF**

Height: 6-0 **Bats:** S **Born:** 4/03/68 at Selah, WA
Weight: 175 **Throws:** Right **Residence:** Selah, WA
School: Loyola Marymount University, CA
How obtained: Signed as a free agent, July 26, 1990
Recommended / Signed by: Jerry Royster

Year	Club	Avg.	G	AB	R	H	2B	3B	HR	RBI	BB	SO	SB	CS
1990	Kissimmee	.247	24	73	17	18	5	0	0	6	7	14	2	3

Vanzytveld, Jeffrey Lee**RHP**

Height: 6-3 **Bats:** Left **Born:** 7/10/68 at Fort Polk, LA
Weight: 195 **Throws:** Right **Residence:** Jenison, MI
School: Jenison H.S., MI
How obtained: Signed as a free agent, August 14, 1986
Recommended / Signed by: Dale McReynolds

Year	Club	W-L	ERA	G	GS	CG	SHO	SV	IP	H	R	ER	BB	SO
1987	Sarasota	4-1	2.84	9	9	0	0	0	50.2	42	19	16	21	41
1988	Salem	4-4	3.29	12	8	0	0	0	54.2	49	28	20	27	38
1989	Vero Beach	10-9	3.60	26	26	3	0	0	157.2	160	80	63	81	75
1990	Vero Beach	6-1	1.38	17	7	3	2	0	65.0	40	12	10	17	51
	San Antonio	0-1	1.66	8	2	0	0	1	21.2	16	6	4	13	9

Veras, Dario**INF****Height:** 6-1 **Bats:** Right **Born:** 3/13/73 at Santiago, DR**Weight:** 155 **Throws:** Right **Residence:** Villa Vasquez, DR**School:** Juan De Jesus Pimentel, DR**How obtained:** Signed as a free agent, May 19, 1990**Recommended / Signed by:** Pablo Peguero

Year	Club	Avg.	G	AB	R	H	2B	3B	HR	RBI	BB	SO	SB	CS
1990	Santo Domingo	.263	32	99	12	26	3	0	0	11	11	13	1	0

Veres, David**RHP****Height:** 6-2 **Bats:** Right **Born:** 10/19/66 at Montgomery, AL**Weight:** 195 **Throws:** Right **Residence:** Gresham, OR**School:** Mt. Hood J.C., OR**How obtained:** Acquired in a trade with Oakland, January 15, 1991 in exchange for Kevin Campbell**Recommended / Signed by:** Pablo Peguero

Year	Club	W-L	ERA	G	GS	CG	SV	IP	H	R	ER	BB	SO
1986	Medford	5-2	3.26	15	15	0	0	77.1	58	38	28	57	80
1987	Modesto	8-9	4.79	26	26	2	0	148.1	124	90	79	108	124
1988	Modesto	4-11	3.30	19	19	3	0	125.1	100	61	45	78	81
	Huntsville	3-4	4.15	6	8	0	0	39.0	50	20	18	15	17
1989	Huntsville	8-11	4.86	29	28	2	0	159.1	160	93	86	83	105
1990	Tacoma	11-8	4.69	32	23	2	1	152.0	136	90	79	88	88

Villalobos, Oswaldo**RHP****Height:** 6-0 **Bats:** Right **Born:** 10/04/70 at Zulia, Venezuela**Weight:** 195 **Throws:** Right **Residence:** Zulia, Venezuela**How obtained:** Signed as a free agent, October 17, 1990**Recommended / Signed by:** Camilio Pascual

Year	Club	W-L	ERA	G	GS	CG	SHO	SV	IP	H	R	ER	BB	SO
(1991 will be his first professional season)														

Walden, Ronnie**LHP****Height:** 6-2 **Bats:** Left **Born:** 9/28/72 at Oklahoma City, OK**Weight:** 170 **Throws:** Left **Residence:** Blanchard, OK**School:** Blanchard H.S., OK**How obtained:** Dodgers' #1 selection in the June 1990 Free Agent Draft**Recommended / Signed by:** Mike Hankins

Year	Club	W-L	ERA	G	GS	CG	SHO	SV	IP	H	R	ER	BB	SO
1990	Great Falls	3-0	0.42	4	4	0	0	0	21.2	9	4	1	11	20

Watts, Burgess**INF****Height:** 6-2 **Bats:** Right **Born:** 11/22/68 at Chicago, IL**Weight:** 190 **Throws:** Right **Residence:** Warrenville, IL**School:** Wheaton Central H.S., IL**How obtained:** Dodgers' #19 selection in the June 1990 Free Agent Draft**Recommended / Signed by:** Glen Van Proyen

Year	Club	Avg.	G	AB	R	H	2B	3B	HR	RBI	BB	SO	SB	CS
1990	Great Falls	.267	51	176	26	47	9	1	2	22	14	24	3	1

Webb, Lonnie**INF****Height:** 5-11 **Bats:** Right **Born:** 4/25/70 at Sparta, GA**Weight:** 172 **Throws:** Right **Residence:** Sparta, GA**School:** South Georgia J.C.**How obtained:** Dodgers' #18 selection in the June 1990 Free Agent Draft**Recommended / Signed by:** Tommy Mixon

Year	Club	Avg.	G	AB	R	H	2B	3B	HR	RBI	BB	SO	SB	CS
1990	Great Falls	.336	40	149	29	50	4	5	0	17	14	26	19	5

Wengert, William Patrick**RHP****Height:** 6-5 **Bats:** Right **Born:** 1/4/67 at Sioux City, IA**Weight:** 210 **Throws:** Right **Residence:** Sioux City, IA**School:** Iowa State University**How obtained:** Dodgers' #22 selection in the June 1988 Free Agent Draft**Recommended / Signed by:** Glen Van Proyen

Year	Club	W-L	ERA	G	GS	CG	SHO	SV	IP	H	R	ER	BB	SO
1988	Great Falls	3-3	3.60	14	6	0	0	0	45.0	44	28	18	23	42
1989	Bakersfield	2-7	4.73	21	15	0	0	0	91.1	104	59	48	44	66
1990	Vero Beach	5-1	3.86	22	7	0	0	0	74.2	66	40	32	36	47

White, Thomas Michael**OF****Height:** 6-2 **Bats:** Left **Born:** 1/9/68 at Sweetwater, TN**Weight:** 185 **Throws:** Right **Residence:** Loudon, TN**School:** Loudon H.S., TN**How obtained:** Dodgers' #1 selection in the June 1986 Free Agent Draft**Recommended / Signed by:** Carl Loewenstine

Year	Club	Avg.	G	AB	R	H	2B	3B	HR	RBI	BB	SO	SB	CS
1986	Great Falls	.287	67	268	51	77	8	2	1	26	35	39	13	6
1987	Bakersfield	.273	60	172	28	47	7	1	1	20	13	22	7	0
1987	Vero Beach	.222	14	45	6	10	1	0	0	3	3	6	0	6
1988	Vero Beach	.340	115	397	54	135	12	11	5	42	29	38	14	6
1989	San Antonio	.227	131	463	40	105	21	3	3	53	33	70	6	6
1990	San Antonio	.391	13	46	10	18	1	1	1	14	3	1	3	1

Wilkins, Michael**RHP****Height:** 6-3 **Bats:** Right **Born:** 8/30/66 at Detroit, MI**Weight:** 175 **Throws:** Right **Residence:** Livonia, MI**School:** Lamar University**How obtained:** Acquired in a trade with Detroit on October 1, 1990 in exchange for Mike Munoz**Recommended / Signed by:** Carl Loewenstine

Year	Club	W-L	ERA	G	GS	CG	SHO	SV	IP	H	R	ER	BB	SO
1987	Bristol	2-7	5.70	11	11	0	0	0	60.0	65	51	38	15	47
1988	Fayetteville	14-9	2.91	26	26	7	1	0	176.1	166	68	57	25	105
1989	London, CN	6-4	3.38	11	11	5	3	0	69.1	69	34	26	25	38
	Lakeland	7-5	1.66	16	16	4	1	0	119.1	95	24	22	25	72
1990	London, CN	13-5	2.42	25	25	6	3	0	174.2	156	57	47	47	91

Williams, Leroy III**OF****Height:** 6-0 **Bats:** Right **Born:** 4/13/72 at Lutchter, LA**Weight:** 190 **Throws:** Right **Residence:** Garyville, LA**School:** East St. John H.S., LA**How obtained:** Dodgers' #2 selection in the June 1986 Free Agent Draft**Recommended / Signed by:** Tony John

Year	Club	Avg.	G	AB	R	H	2B	3B	HR	RBI	BB	SO	SB	CS
1990	Kissimmee	.313	58	198	25	62	0	0	0	25	26	26	5	7

Wismer, Michael Scott**OF****Height:** 6-2 **Bats:** Left **Born:** 4/5/68 at Lansdale, PA**Weight:** 210 **Throws:** Right **Residence:** Harleysville, PA**School:** Villanova University, PA**How obtained:** Dodgers' #17 selection in the June 1989 Free Agent Draft**Recommended / Signed by:** Bob Miske

Year	Club	Avg.	G	AB	R	H	2B	3B	HR	RBI	BB	SO	SB	CS
1989	Great Falls	.304	48	161	35	49	10	5	4	24	24	28	8	4
1990	Vero Beach	.198	61	187	19	37	6	0	0	15	21	36	9	2

Wray, James Michael**LHP****Height:** 6-0 **Bats:** Right **Born:** 11/26/66 at Jacksonville, FL**Weight:** 180 **Throws:** Left **Residence:** Jacksonville, FL**School:** Troy State University, FL**How obtained:** Dodgers' #18 selection in the June 1988 Free Agent Draft**Recommended / Signed by:** Joe Campbell

Year	Club	W-L	ERA	G	GS	CG	SHO	SV	IP	H	R	ER	BB	SO
1988	Great Falls	5-2	2.04	27	0	0	0	3	39.2	27	9	9	7	54
1989	Bakersfield	2-1	1.27	41	0	0	0	24	56.2	44	12	8	18	50
	San Antonio	1-1	1.99	17	0	0	0	2	22.2	21	6	5	5	23
1990	San Antonio	8-3	3.71	45	0	0	0	4	77.2	75	34	32	30	56

Young, Eric Orlando**INF****Height:** 5-9 **Bats:** Right **Born:** 5/18/67 at New Brunswick, NJ**Weight:** 180 **Throws:** Right **Residence:** New Brunswick, NJ**School:** Rutgers University, NJ**How obtained:** Dodgers' #46 selection in the June, 1989 Free Agent Draft**Recommended / Signed by:** Gil Bassetti**1990 Notes:** Set the Vero Beach club stolen base record with 75

Year	Club	Avg.	G	AB	R	H	2B	3B	HR	RBI	BB	SO	SB	CS
1989	Kissimmee	.330	56	197	53	65	11	5	2	22	33	16	41	8
1990	Vero Beach	.287	127	460	101	132	23	7	2	50	69	37	75	16

Zapata, Gustavo Orlando**INF****Height:** 5-9 **Bats:** Right **Born:** 1/23/73 at Colon, Panama**Weight:** 160 **Throws:** Right **Residence:** Colon, Panama**School:** Abel Bravo H.S., Pan.**How obtained:** Signed as a free agent, December 28, 1989**Recommended / Signed by:** Ralph Avila

Year	Club	Avg.	G	AB	R	H	2B	3B	HR	RBI	BB	SO	SB	CS
1990	Santo Domingo	.282	66	213	61	60	6	5	2	20	50	27	34	0

Stadium Information



DODGER MANAGEMENT STAFF

**PETER O'MALLEY**

President, begins his 22nd year as president of the Los Angeles Dodgers in 1991. The season marks the 42nd year of the O'Malley family's ownership of the club, the longest active ownership in baseball. The late Walter O'Malley served as president of the Dodgers for 20 years and his son, Peter O'Malley, was appointed president in March, 1970. During his tenure as president, the Dodgers have enjoyed tremendous success, including two World Championships, five League Championships and seven divisional titles. O'Malley began working full time in the Dodger organization in January, 1962, when he was named director of Dodgertown, the Dodgers' spring training camp in Vero Beach, FL. In January, 1965, O'Malley was appointed president and general manager of the Spokane Indians, the Dodgers' Triple A farm club in the Pacific Coast League. O'Malley came to Los Angeles in January, 1967, when he was named vice president in charge of stadium operations. Two years later, he was appointed executive vice president. O'Malley attended LaSalle Military Academy in Oakdale, NY, and majored in business law at the Wharton School of Business and Finance at the University of Pennsylvania, graduating with a Bachelor of Science degree in economics in 1960.

O'Malley supports amateur and professional baseball in the United States and abroad, with involvements in Japan, China, Mexico, Korea, Nicaragua, USSR and the Dominican Republic, among others. O'Malley is also a member of the Board of Directors of the Los Angeles Chamber of Commerce, a member of the Performing Arts Council

of the Los Angeles Music Center, a director of the Los Angeles World Affairs Council, a trustee of the Little League Baseball Foundation, a director of the Jackie Robinson Foundation, a member of the Board of Directors of the Los Angeles-Guangzhou (China) Sister City Association, a member of the Board of Directors of The Tidings newspaper, a member of the Amateur Athletic Foundation and a member of the Sports Committee for the United States Information Agency.

**FRED CLAIRE**

Executive Vice President, Player Personnel, is in his 23rd year with Dodgers. Claire has been in charge of Player Personnel since April of 1987. During the past four years, he has been one of baseball's most active general managers and this past offseason the Dodgers acquired Darryl Strawberry, Brett Butler and Kevin Gross through free agency and added Bob Ojeda and Greg Smith via trades. The Dodgers had finished 16 games under .500 in 1987, but in 1988 the team won the World Championship and Claire was selected as The Sporting News "Executive of the Year." Claire became the fifth Dodger executive in history to win this honor joining Larry MacPhail (1939), Branch Rickey (1947), Walter O'Malley (1955) and Buzzie Bavasi (1959). Claire's moves have added such players as Kirk Gibson, Jay Howell, Alfredo Griffin, Tim Belcher, Mickey Hatcher, John Shelby and Rick Dempsey to the Dodgers' 1988 World Championship club. On the Dodgers' current 40-man roster there are 14 players who have been acquired through trades made by Claire: pitchers Belcher, Howell, Ojeda, Jim

Neidlinger, Dennis Cook and Mike Morgan; infielders Griffin, Smith, Lenny Harris, Eddie Murray, Juan Samuel and Mike Sharperson; and outfielders Kal Daniels and Stan Javier. Claire was appointed to the position of executive vice president in October of 1982 and became the first executive vice president of the club since Peter O'Malley served in that capacity during the 1969-1970 seasons. Claire has been with the Dodgers since July 1969, when he joined the team as director of publicity. He was appointed vice president, public relations and promotions in February, 1975. In the period Claire directed the Dodgers' public relations and marketing departments, the team received the Diogenes Award for ethics in marketing by the Sales and Marketing Executives Assn. of Los Angeles and also was saluted for achievements in marketing by Major League Baseball and by the Advertising Club of Los Angeles. Claire received the Robert O. Fishel Award in 1986, an award presented annually to a Major League Baseball executive for public relations excellence. Prior to joining the Dodgers, Claire spent 12 years in the newspaper field as a sports editor, columnist and baseball writer with the Long Beach Press Telegram, the Pomona Progress Bulletin and the Whittier News. Claire was graduated from San Jose State College in 1957 with a Bachelor of Arts degree in journalism. He also holds an Associate of Arts degree from Mt. San Antonio College and has been honored by the college as an outstanding alumnus. Claire also attended El Camino College and in January 1989 was named the college's first alumnus of the year. In January of 1990, Claire received the Award of Honor from the American Baseball Coaches Association. He has served Major League Baseball as a member of the Board of Directors of Baseball Properties; as a member of the broadcast advisory group; and as a member of the Baseball Operations Committee. He currently serves as a member of the PRC-MLBPA Labor Management Committee.



TOMMY HAWKINS

Vice President, Communications, begins his fourth year overseeing the publicity, publications and broadcasting departments. A former public relations executive, television-radio sportscaster, talk show host and 10-year player in the National Basketball Association, Hawkins was named Dodgers' vice president, communications on Oct. 28, 1987. Prior to his appointment, he was co-host of the "Mid-Morning Los Angeles" television show with Stephanie Edwards on KHJ-TV. Before that, Hawkins was a sports director for KABC Radio for 15 years, spent four years as host of KHJ-TV's "The Morning Show," two years as host of KABC-TV's "Daybreak L.A." show and four years as a sportscaster for KNBC-TV. A two-time basketball All-America and captain at the University of Notre Dame in 1958-59, Hawkins went on to play four years with the Cincinnati Royals and six with the Los Angeles Lakers prior to his retirement in 1969. He served as the Lakers' player representative from 1967-69 and was a member of the NBA players' labor negotiation team. He is a founder and president of Athletes for a Better America, a community service project of professional and collegiate athletes, and is a member of the Board of Directors of the L.A. Sports Council. He has also worked with youth as chairman of the Youth Activities Division of the Greater Los Angeles Urban Coalition, as executive member of the Los Angeles Recreation and Parks department advisory board and as a

field representative for the President's Council on Physical Fitness and Sports. Hawkins earned a B.A. in sociology from Notre Dame and was a professor at Long Beach State in 1972-73, teaching "Mass Media and the History of the Black Athlete." He was a partner in Beverly Hills public relations and advertising firm Bishop, Hawkins & Associates from 1967-69. He has earned several awards, including a Golden Mike for his contribution to KNBC's 5 o'clock news team and was named to "Who's Who in America" in 1972-75. The Chicago native was inducted as a charter member in the state of Illinois basketball Hall of Fame in 1973 and was recently inducted in to the Chicago Sports Hall of Fame.

BOB GRAZIANO

Vice President, Finance, joined the Dodgers on January 1, 1986, as director of financial projects. Promoted to vice president, finance on Oct. 28, 1987 to oversee the Dodgers' accounting, data processing, human resources, stadium operations and ticket departments. Served as man-



ager, financial services for WTC Air Freight in 1984-85. Was accounting supervisor and ticket manager for the Los Angeles Olympic Organizing Committee in 1984. Was supervising senior accountant with Ernst & Young from 1980-84. Graduated from USC summa cum laude in June, 1980, earning a Bachelor of Science degree in accounting. Graziano is a certified public accountant. He is an active member of the Financial Executive Institute and the American Institute of Certified Public Accountants.

**BARRY STOCKHAMER**

Vice President, Marketing, was named to his current position in October, 1990 and has been with the Dodgers since May, 1969. He directs the Dodgers' sales/marketing efforts, promotional activities, advertising, community services and special events. Stockhamer served a business Manager of the Spokane Indians in 1972 and as assistant director of Operations of the Vero Beach Dodgers in 1973.

**BOB SMITH**

Vice President, Stadium Operations, joined the Dodgers in 1962 working in stadium operations for Allied Consolidated Services. He was named to Dodger operations in 1968 and was named to his present position in August, 1990. During his tenure with the Dodgers, Smith has coordinated the Stadium visit and Mass of Pope John Paul II on September 16, 1987, and also several concerts, such as the Beatles, Elton John, the Jacksons and New Kids on the Block. A Tennessee native, Smith oversees the entire 300 acres of beautiful Dodger Stadium.



WALTER NASH

Vice President, Ticketing, was named to his current position in August, 1990. He joined the Dodger organization in 1962 as internal auditor and became director of the ticket department in 1964. He was instrumental in the development of the organization's state-of-the-art ticketing system, now used by several Major League Baseball teams. Prior to that, he worked as an auditor for Travelers Insurance (1952-62). Nash is a graduate of Rider College with a B.A. degree in accounting. He is a member of the Lions Club of Los Angeles.

CHARLIE BLANEY

Director, Minor League Operations, has served 24 years with the Dodgers, eight as general manager at Class A, AA and AAA levels and 13 as managing director of Dodgertown, prior to his current appointment in October, 1987.

ROY CAMPANELLA

Community Relations, rejoined his batterymate, Don Newcombe, on the Dodgers' Community Services team in November, 1978. He is the only Dodger in history to win the Most Valuable Player award more than once, winning in 1951, 1953 and 1955. Campanella was elected to the Hall of Fame in 1969. He was the Dodgers' starting catcher from 1949-57, compiling a major league average of .276 with 242 career home runs. He is a member of the board of directors of the Baseball Hall of Fame and a member of the Old Timers Voting Committee for the Baseball Hall of Fame. He received the degree of Doctor of Humane Letters from Long Island University, November 2, 1986.

BILL DeLURY

Traveling Secretary, broke in with the Dodgers in 1950. Upon graduation from St. Leonard Academy, DeLury began work as an office clerk. He moved up to work in the minor league department after the service called him in 1956 and upon his discharge in 1959. DeLury joined the ticket office staff in 1964. In 1979, he

was named the Dodgers' traveling secretary. He coordinates team travel and hotels for the Dodgers. He received the Good Guy award for 1989 from the local chapter of the BBWAA.

SANTIAGO FERNANDEZ

Assistant Secretary and General Counsel, joined the Dodgers in 1984, after working as an associate with the law firm of Latham & Watkins since 1980. Fernandez graduated magna cum laude from UCLA in 1976, with a Bachelor of Arts degree in sociology and political science. He received his Juris Doctor in 1980 from the University of California, Hastings College of Law and was elected to the Order of the Coif. He is an active member of the California State Bar, the American Bar Association and the L.A. County Bar Association.

BILL FOLTZ

Director of Accounting and Finance, joined the Dodgers in July, 1990. Foltz supervises the accounting functions as well as coordinating all financial projects for the company. He served as Vice President of finance for a Los Angeles-based real estate company for two years prior to joining the Dodgers and for five years prior to that he was a manager for the public accounting firm of Arthur Young & Company. He graduated from USC in June, 1984 earning a dual emphasis Bachelor of Science degree in accounting and finance.

KEN HASEMANN

Financial Projects, came to the Dodgers in March, 1962 after working as senior accountant for Peat, Marwick, Mitchell and Company. He has served as Controller for the club since January, 1967 and was named to his current position in 1990. Hasemann received his B.S. degree at Bradley University.

IKE IKUHARA

Assistant to the President, has been a member of the Dodgers' organization since 1965. Before being named to his present position in January, 1982, Ikuhara worked in the minor league, scouting, accounting, ticket, concession and public relations departments. He obtained a Bachelor of Science degree in 1959 from Waseda University in Tokyo, Japan and also majored in law. Ikuhara has written two books, both of which were published in Japan. The title of his first book is "A Real Pro-Becoming a Major Leaguer" and his recent work is titled "Dodger Way-A Winning Tradition."

PAUL KALIL

Director, Advertising and Special Events, was named to his present position in October, 1990. He began in the publicity department in May, 1982. Following that season, he was named to produce Dodger Diamond Vision, while also handling radio and television advertising and

DODGER MANAGEMENT STAFF (continued)

marketing collateral. Kalil annually produces and directs the video board shows at the Super Bowl for the NFL. He graduated from USC in 1982.

JAY LUCAS

Director, Publicity, is in his fourth season with the Dodgers. Lucas was named director in October, 1990 after serving as the assistant director since July, 1988. He served as director of media relations for five years at U.C. Santa Barbara before joining the Dodger organization. Lucas assisted the Los Angeles Lakers public relations staff for three years and served as an assistant for the California Angels during the 1982 season. He graduated from Chico State in 1981 and Fullerton College in 1979.

MIKE MULARKY

Director, Data Processing, joined the Dodgers in August, 1982 as a systems analyst, was promoted to data processing manager, and was named to his current position in October, 1987. He has been active in teaching data processing at Los Angeles Mission College. Mularky earned his B.S. degree from Cal State Northridge and is currently enrolled in an M.B.A. program at Woodbury University.

DON NEWCOMBE

Director, Community Relations, is actively involved in the community for the Dodgers. Newcombe, who also speaks on alcoholism across the United States, was baseball's first winner of the Cy Young Award in 1956 and also was selected the National League's Most Valuable Player that season. He won 149 games during his 10 years in the majors - eight with the Dodgers. Newcombe

was named N.L. Rookie of the Year in 1949 when he was 17-8. He joined the Dodger front office in 1970.

TERRY REYNOLDS

Director, Scouting, has been in his current position since October, 1990. He is a graduate of the University of Wisconsin-Whitewater and he has a master's degree from Siena Heights (MI) College and Ohio University. Reynolds joined the Dodgers in 1978 as an administrative assistant at Albuquerque. He moved to the Astros' Daytona Beach club in 1979 and rejoined the Dodgers in 1980, as general manager of their new Vero Beach team. He was named Director of Dodgertown in 1987, and assistant director of scouting in 1988.

BRENT SHYER

Director, Broadcasting and Publications, joined the Dodgers in February, 1988, after serving as sports information director at Cal Poly Pomona for nine years. He graduated from Cal Poly magna cum laude in 1979. Shyer served as publicity director for Olympic baseball at Dodger Stadium in 1984. He services all of the Dodgers' broadcast rightsholders in addition to his responsibilities of overseeing the publications department.

IRENE TANJI

Director, Human Resources and Administration, has been with the Dodgers since April, 1958. She was responsible for player and front office payroll until November, 1987 when she was named to her present position. Currently, she manages administrative services and personnel functions, and also administers employee benefit plans for front office and field personnel. She is a graduate of Woodbury College.

DODGER STADIUM HISTORY

The 1991 season will be the 30th year for the Los Angeles Dodgers in beautiful Dodger Stadium, recognized as one of the finest sports venues in America. Over the years, fans attending Dodger Stadium have been treated to countless baseball thrills, including seven League Championship Series, eight World Series and the 1980 All-Star Game.

All the excitement began on April 10, 1962 when the Dodgers first opened the gates to Dodger Stadium. The next day, April 11, the Dodgers defeated the Cincinnati Reds 6-2 for their first win in their new home. The Dodgers have continued their winning ways over the years at Dodger Stadium with a mark of 1,343-977 (.579).

During the past 29 years, over 76 million fans have watched games at Dodger Stadium, an average of more

than 2.6 million. The Dodgers spent their first four seasons in L.A. at the Memorial Coliseum, where they attracted 7,974,738 fans, an average of 1,993,685. In their 33 years in Los Angeles, the Dodgers have drawn 84,075,777 fans, an average of 2,547,751.

A total of 2,755,184 fans viewed games at Dodger Stadium in the inaugural 1962 season.

In 1978, 3,347,845 fans saw the Dodgers play at Dodger Stadium, as they became the first team ever to hit the three million mark in attendance. The Dodgers did it a second time in 1980 as they attracted 3,249,287 fans and then set the all-time Major League season attendance mark in 1982 as they recorded a total of 3,608,881. The mark stands today as the all-time National League season attendance mark.

DODGER STADIUM HISTORY (continued)

They also hit three million in 1983 as they attracted 3,510,313 fans, in 1984 at 3,134,824, in 1985 at 3,264,593, in 1986 at 3,023,208 and in 1990 at 3,002,396.

For their 10th Anniversary in Dodger Stadium, the Dodgers saluted two key figures in the construction of Dodger Stadium before their first home game in 1971.

Captain Emil Praeger designed Dodger Stadium and Jack Yount was the vice president and general manager of Vinnell, which handled the giant construction project.

Dodger Stadium is baseball's only privately-financed stadium since the construction of Yankee Stadium in 1923.

Dodger Stadium was a difficult construction site on which to build because of a network of washes, gullies and gulches interlaced with hills and twisting roads. Elevations in the area ranged from 400 to 700 feet above sea level. To compensate for this rough terrain, more than 8,000,000 cubic yards of earth were moved to reshape the area. Some 21,000 precast concrete units, weighing up to 32 tons, were lifted into the stadium's structural framework.

By employing the cantilever theory, every seat in the column-free stadium affords the spectator a completely unobstructed view of the symmetrical playing field. With seven front rows and no grandstand deeper than 20-plus rows, fans are presented an excellent opportunity

to view the action.

The various levels are color coordinated (Yellow-Field, Orange-Loge, Blue-Reserved and Red-General Admission) to correspond with the terraced parking levels. A below-ground level provides a "players' eye view" from dugout box seats.

Two gigantic electronic installations – the scoreboard in right field and the new Dodger Diamond Vision (see separate section) full-color video display system behind the Left Field Pavilion – add to the entertainment fans enjoy.

Dodger Stadium was the home of the 1984 Olympic Games baseball competition. At that time, it marked baseball's greatest involvement in the Olympics as eight teams competed in the tournament with Japan defeating the United States in the finals.

The Dodgers have played in eight World Series (1963, '65, '66, '74, '77, '78, '81 and '88) at Dodger Stadium and in 1980 hosted the 51st All-Star Game.

Pope John Paul II celebrated Mass at Dodger Stadium on September 16, 1987.

The seating capacity is 56,000 and parking is available for 16,000 autos on 21 terraced lots adjacent to and at about the same elevations as the five different seating levels on the 300-acre site.

It all adds up to baseball's finest – and most beautiful – stadium.

BBWAA 1990 DODGER AWARD WINNERS

Dodger award winners for 1990, as selected by the Los Angeles – Anaheim chapter of the Baseball Writers Association:

Most Valuable Player – Eddie Murray

Most Valuable Pitcher – Ramon Martinez

Rookie of the Year – Mike Hartley

Most Inspirational – Mike Scioscia

Good Guy – Dave Wright (Clubhouse Assistant)



WHERE, HOW TO PURCHASE LOS ANGELES DODGERS TICKETS

At Dodger Stadium:

Ticket Office

Phone: (213) 224-1400
1000 Elysian Park Avenue
Advance ticket office open
March - October
1750 Stadium Way adjacent
to Naval-Marine Center
Open Monday through Saturday
8:30 a.m. to 5:30 p.m.

TicketMaster

Music Plus Stores and May Company
Stores
Phone: (213) 480-3232 or
(714) 740-2000
Tower Records Stores
Phone: (213) 642-4242 for outlets
nearest you.

By Mail:

Individual orders - Group orders (30 or more)

Send checks or money orders,
payable to -
Los Angeles Dodgers
Post Office Box 51100
Los Angeles, California 90051-0100
(Please add \$3 for handling and mailing
of each order)

Dodger Dollars (Gift Certificates):

Redeemable for Dodger tickets,
souvenirs and food concessions
Available in denominations of
\$1, \$5, \$10
Dodger Ticket Office
Post Office Box 51100
Los Angeles, California 90051-0100

Dodgers' Ticket Prices - 1991

Box Seats: \$10.00
Reserved Seats: \$7.00
General Admission (reserved): \$5.00
(Children General Admission 12 and
under \$3.00 sold only on day of game)

DODGER STADIUM FENCES

Height of Fence - 8 feet
Left Field - 330 feet
(101 meters)
Left Center Field - 385 feet
(117 meters)
Center Field - 395 feet
(120 meters)
Right Center Field - 385 feet
(117 meters)
Right Field - 330 feet
(101 meters)

DIAMOND VISION GAINS NEW LUSTER

Big screen entertainment takes on a brighter, clearer image at Dodger Stadium in 1991, as the newest generation of video board technology is unveiled on Opening Day, April 12, 1991.

The Dodgers have installed an entirely new state-of-the-art 875-square-foot (25' by 35') video display system that utilizes a higher resolution screen and advanced graphics to show replays, statistics and highlights of game action. The Dodgers' Mitsubishi Diamond Vision Mark III will be virtually the same size and shape as the previous model, which was the first of its kind in existence when it debuted at Dodger Stadium on July 8, 1980 when the Dodgers hosted the 51st All-Star Game. The updated version, however, will provide greater efficiency and improved picture quality.

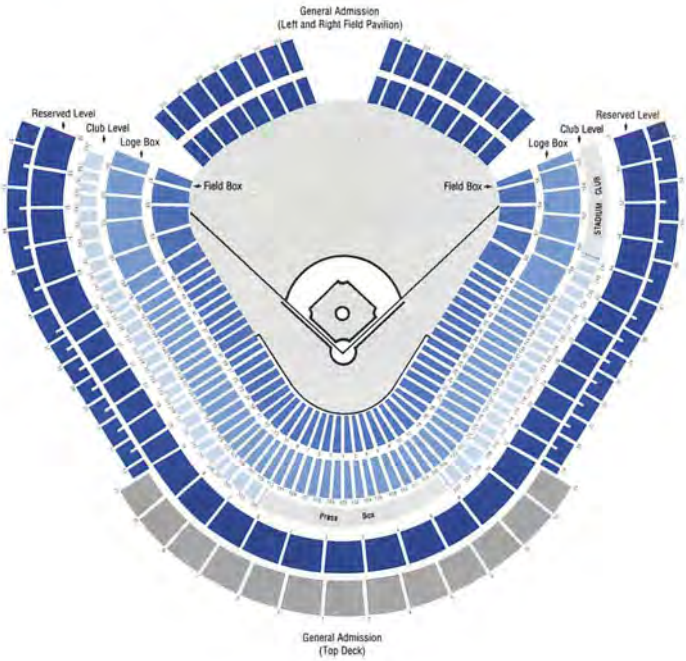
The control room, located in the press box area, has also been remodeled to feature the most modern broadcast equipment in existence. The production and editing facility utilizes three cameras, five video tape machines and high-tech special effects equipment. A team of 11 people is required to operate the system throughout each game.

Specially produced entertainment segments and news about the Dodgers, other major league teams and events throughout the world will also be shown on the new screen.

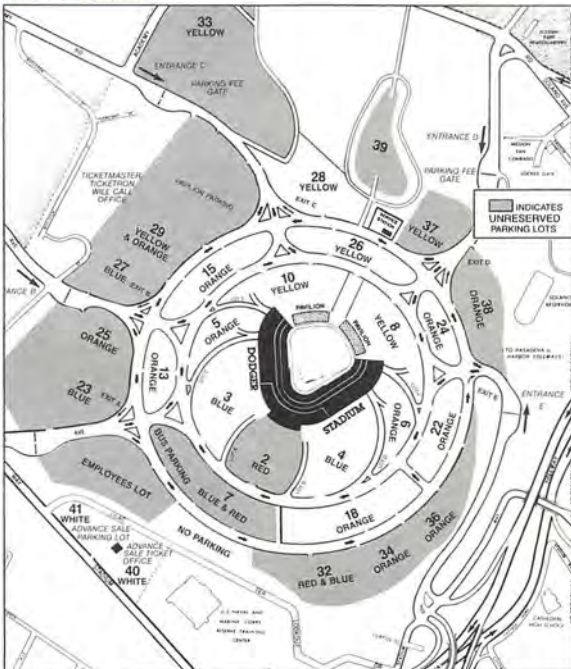
Mitsubishi has been an innovator of video board systems for stadiums throughout the world, and the Dodgers have taken advantage of its technology to improve the popular Dodger Stadium landmark, re-creating larger-than-life action above left field.

The scoreboard above right field and the auxiliary scoreboards behind first and third bases are also being replaced with models manufactured by Fair-Tron. Although electronically modernized, they will be exact replicas.

Dodger Stadium Seating Diagram



Parking Lot Map



LOS ANGELES DODGERS 1990 HOME ATTENDANCE

No. Games	Date	Day	Opponent	Games	Attendance	Series	Season
1	4/9	Mon.	San Diego	1	48,686*	48,686	48,686
2	4/16	Mon.	San Francisco	2	26,954	26,954	75,640
3	4/19	Thu.	Houston	3	38,580		114,220
4	4/20	Fri.	Houston	4	44,533		158,753
5	4/21	Sat.	Houston	5	48,404*		207,157
6	4/22	Sun.	Houston	6	40,550	172,067	247,707
7	4/24	Tue.	St. Louis	7	27,366		275,073
8	4/25	Wed.	St. Louis	8	32,584		307,657
9	4/26	Thu.	St. Louis	9	27,939	67,889	335,596
10	4/27	Fri.	Chicago	10	37,809		373,405
11	4/28	Sat.	Chicago	11	45,791		419,196
12	4/29	Sun.	Chicago	12	41,893	125,493	461,089
13	4/30	Mon.	San Francisco	13	25,152		486,241
14	5/1	Tue.	Pittsburgh	14	31,292		517,533
15	5/2	Wed.	Pittsburgh	15	32,089	63,381	549,622
16	5/14	Mon.	Montreal	16	28,758		578,380
17	5/15	Tue.	Montreal	17	24,208		602,588
18	5/16	Wed.	Montreal	18	24,158	77,124	626,746
19	5/18	Fri.	Philadelphia	19	34,274		661,020
20	5/19	Sat.	Philadelphia	20	44,703		705,723
21	5/20	Sun.	Philadelphia	21	45,770*	124,747	751,493
22	5/21	Mon.	New York	22	39,876		791,369
23	5/22	Tue.	New York	23	29,064	68,940	820,433
24	5/31	Thu.	Cincinnati	24	38,421		858,854
25	6/1	Fri.	Cincinnati	25	48,674*		907,528
26	6/2	Sat.	Cincinnati	26	47,918*		955,446
27	6/3	Sun.	Cincinnati	27	46,303*	181,316	1,001,749
28	6/4	Mon.	Atlanta	28	22,098		1,023,847
29	6/5	Tue.	Atlanta	29	29,878		1,053,725
30	6/6	Wed.	Atlanta	30	25,274	77,250	1,078,999
31	6/15	Fri.	San Diego	31	39,620		1,118,619
32	6/16	Sat.	San Diego	32	36,819		1,155,438
33	6/17	Sun.	San Diego	33	40,758	117,197	1,196,196
34	6/18	Mon.	Houston	34	27,199		1,223,395
35	6/19	Tue.	Houston	35	45,054		1,268,449
36	6/20	Wed.	Houston	36	31,376	103,629	1,299,825
37	6/29	Fri.	St. Louis	37	38,583		1,338,408
38	6/30	Sat.	St. Louis	38	39,914		1,378,322
39	7/1	Sun.	St. Louis	39	35,265	113,762	1,413,587
40	7/2	Mon.	Chicago	40	32,600		1,446,187
41	7/3	Tue.	Chicago	41	40,239		1,486,426
42	7/4	Wed.	Chicago	42	46,827*	119,666	1,533,253
43	7/5	Thu.	Pittsburgh	43	36,231		1,569,484
44	7/6	Fri.	Pittsburgh	44	33,386		1,602,870
45	7/7	Sat.	Pittsburgh	45	38,977		1,641,847
46	7/8	Sun.	Pittsburgh	46	37,271	145,865	1,679,118
47	7/23	Mon.	San Francisco	47	43,202		1,722,320
48	7/24	Tue.	San Francisco	48	39,279		1,761,599
49	7/25	Wed.	San Francisco	49	40,500	122,981	1,802,099
50	7/26	Thu.	Atlanta	50	31,461		1,833,560
51	7/27	Fri.	Atlanta	51	40,907		1,874,467
52	7/28	Sat.	Atlanta	52	38,022		1,912,489
53	7/29	Sun.	Atlanta	53	34,975	145,365	1,947,464
54	7/30	Mon.	Cincinnati	54	43,664		1,991,128
55	7/31	Tue.	Cincinnati	55	43,242	86,906	2,034,370
56	8/1	Wed.	San Francisco	56	36,453	88,559	2,070,823
57	8/17	Fri.	Montreal	57	33,737		2,104,560
58	8/18	Sat.	Montreal	58	45,687*		2,150,247
59	8/19	Sun.	Montreal	59	40,603	120,027	2,190,850
60	8/20	Mon.	Philadelphia	60	28,112		2,218,962
61	8/21	Tue.	Philadelphia	61	39,682		2,258,644
62	8/22	Wed.	Philadelphia	62	27,934	95,728	2,286,578
63	8/23	Thu.	New York	63	44,997		2,331,575
64	8/24	Fri.	New York	64	48,358*		2,379,933
65	8/25	Sat.	New York	65	38,269		2,418,202
66	8/26	Sun.	New York	66	45,313*	176,937	2,463,515
67	9/3	Mon.	Houston	67	42,856		2,506,371
68	9/4	Tue.	Houston	68	28,939	71,795	2,535,310
69	9/5	Wed.	Atlanta	69	27,148		2,562,458
70	9/6	Thu.	Atlanta	70	36,362	63,510	2,598,820
71	9/7	Fri.	Cincinnati	71	47,720*		2,646,540
72	9/8	Sat.	Cincinnati	72	48,459*		2,694,999
73	9/9	Sun.	Cincinnati	73	41,740*	137,919	2,736,739
74	9/19	Wed.	San Diego	74	26,996		2,763,735
75	9/20	Thu.	San Diego	75	25,277	52,273	2,789,012
76	9/21	Fri.	San Francisco	76	45,845*		2,834,857
77	9/22	Sat.	San Francisco	77	45,755*		2,880,612
78	9/23	Sun.	San Francisco	78	45,241*	136,841	2,925,853
79	10/1	Mon.	San Diego	79	23,730		2,949,583
80	10/2	Tue.	San Diego	80	22,883		2,972,466
81	10/3	Wed.	San Diego	81	29,930	76,543	3,002,396

LOS ANGELES DODGERS HOME AND ROAD ATTENDANCE TOTALS

Year	Home	Road	Totals
1958	1,845,556	1,160,807	3,006,363
1959	2,071,045	1,294,229	3,365,274
1960	2,253,887	1,380,121	3,634,008
1961	1,804,250	1,249,762	3,054,012
1962	2,755,184	1,593,665	4,348,849
1963	2,538,602	1,834,842	4,373,444
1964	2,228,751	1,562,734	3,791,485
1965	2,553,577	1,918,669	4,472,246
1966	2,617,029	2,141,212	4,758,241
1967	1,664,362	1,363,072	3,027,434
1968	1,581,093	2,221,463	3,802,556
1969	1,784,527	1,452,790	3,313,648
1970	1,697,142	1,337,513	3,034,655
1971	2,064,594	1,612,453	3,677,047
1972	1,860,858	1,440,746	3,301,604
1973	2,136,192	1,533,268	3,669,460
1974	2,632,474	1,856,296	4,488,770
1975	2,539,349	1,702,150	4,241,499
1976	2,386,301	1,524,059	3,910,360
1977	2,955,087	1,974,298	4,929,385
1978	3,347,845	2,146,359	5,494,204
1979	2,860,954	2,081,745	4,942,699
1980	*3,249,287	2,062,369	*5,311,656
1981	2,381,292	1,210,884	3,592,176
1982	**3,608,881	2,250,191	**5,859,072
1983	3,510,313	2,237,213	5,747,526
1984	3,134,824	1,934,559	5,069,383
1985	3,264,593	1,941,348	5,205,941
1986	3,023,208	2,076,746	5,099,954
1987	2,797,409	2,120,811	4,921,220
1988	2,980,262	2,155,348	5,135,610
1989	2,944,653	2,169,018	5,113,671
1990	3,002,396	2,116,857	5,119,253
Totals	84,075,777	58,657,597	142,733,374

*1980 attendance includes one-game playoff. **Major League Record.

Note: 1974, 1977, 1978, 1981, 1983, 1985 and 1988 attendance does not include Championship Series.

RECORD CROWDS AT DODGER STADIUM

TOP TEN (Regular Season)

	Crowd	Date	Club	Score	Day-Time
1.	55,185	July 28, 1973	San Francisco	0-5	Sat-D
2.	55,110	June 26, 1970	San Diego	4-1	Fri-N
3.	54,993	Sept. 7, 1966	San Francisco	2-3 (12)	Wed-N
4.	54,978	Aug. 29, 1963	San Francisco	11-1	Thurs-N
5.	54,858	Aug. 31, 1963	San Francisco	3-4 (12)	Sat-N
6.	54,849	Aug. 30, 1963	San Francisco	3-1	Fri-N
7.	54,769	Sept. 5, 1966	San Francisco	4-1	Mon-D
8.	54,567	June 18, 1966	San Francisco	3-2	Sat-N
9.	54,510	Sept. 16, 1966	Pittsburgh	5-1	Fri-N
10.	54,418	Sept. 3, 1962	San Francisco	3-7	Mon-D

TOP TEN (World Series, Championship & Division Series)

	Crowd	Date	Club	Score	Day-Time
1.	56,242	Oct. 24, 1981	New York Yankees	8-7	Sat-D
2.	56,236	Oct. 23, 1981	New York Yankees	5-4	Fri-D
3.	56,115	Oct. 25, 1981	New York Yankees	2-1	Sun-D
4.	56,051	Oct. 16, 1988	Oakland Athletics	6-0	Sun-D
5.	55,997	Oct. 10, 1978	New York Yankees	11-5	Tue-D
6.	55,995	Oct. 15, 1977	New York Yankees	2-4	Sat-D
7.	55,992	Oct. 14, 1977	New York Yankees	3-5	Fri-D
8.	55,989	Oct. 13, 1974	Oakland Athletics	3-2	Sun-D
9.	55,985	Oct. 17, 1978	New York Yankees	2-7	Tues-D
10.	55,983	Oct. 10, 1981	Houston Astros*	2-1	Sat-D
	55,983	Oct. 15, 1988	Oakland Athletics	5-4	Sat-N

*Division Series

DODGER STADIUM ATTENDANCE HIGHS

	Day	Night	Doubleheader
Monday:	54,769 San Francisco Sept. 5, 1966	53,652 Cincinnati May 17, 1976	50,997 Cincinnati May 31, 1965
Tuesday:	52,564 Cincinnati April 10, 1962	54,365 Philadelphia July 26, 1966	47,966 Philadelphia July 26, 1977
Wednesday:	45,693 San Francisco Oct. 3, 1962*	54,993 San Francisco Sept. 7, 1966	47,271 San Diego June 30, 1982
Thursday:	51,022 San Francisco April 7, 1977	54,978 San Francisco Aug. 29, 1963	24,397 San Diego Sept. 25, 1986
Friday:	46,910 San Francisco April 12, 1985	55,110 San Diego June 26, 1970	40,740 St. Louis Aug. 25, 1967
Saturday:	52,636 Cincinnati May 28, 1977	55,185 San Francisco July 28, 1973	52,831 Cincinnati June 23, 1973
Sunday:	54,292 San Francisco July 29, 1962		53,856 Cincinnati July 7, 1963

*Playoff

DODGER STADIUM SERIES HIGHS

Two-Game Series:

1 - 106,419	San Francisco Giants	June 10-11, 1963
2 - 106,121	Cincinnati Reds	May 17-18, 1976
3 - 104,922	San Diego Padres	April 13-14, 1976
4 - 102,427	Cincinnati Reds	Sept. 14-15, 1977
5 - 95,783	Atlanta Braves	Sept. 29-30, 1982

Three-Game Series:

1 - 162,122	San Francisco Giants	Sept. 5-6-7, 1966
2 - 158,580	Cincinnati Reds	May 27-28-29, 1977
3 - 158,410	San Francisco Giants	June 17-18-19, 1966
4 - 158,372	San Francisco Giants	May 1-2-3, 1964
5 - 157,615	San Francisco Giants	July 27-28-29, 1962

Four-Game Series:

1 - 218,948	San Francisco Giants	Aug. 29-30-31, Sept. 1, 1963
2 - 214,643	San Francisco Giants	Sept. 3-4-5-6, 1962
3 - 207,618	Cincinnati Reds	Aug. 8-9-10-11, 1977
4 - 207,570	San Francisco Giants	Aug. 10-11-12-13, 1978
5 - 202,997	Atlanta Braves	Aug. 5-6-7-8, 1983

Big Weekends:

1 - 164,685	San Francisco Giants	Aug. 30-31, Sept. 1, 1963
2 - 158,580	Cincinnati Reds	May 27-28-29, 1977
3 - 158,410	San Francisco Giants	June 17-18-19, 1966
4 - 157,985	San Francisco Giants	July 4-5-6, 1975
5 - 157,423	Cincinnati Reds	Sept. 13-14-15, 1974

DODGER STADIUM GROUND RULES

LEFT FIELD AND RIGHT FIELD FOUL POLES:

Ball in play when it hits below railing (white section of foul pole). Home run on ball hitting foul pole above railing (yellow section).

DUGOUTS: All television and photography booths, as well as dugouts, considered bench. Ball striking any forward facing of dugouts - in play.

BACKSTOP SCREEN: Screen roof of dugout box seats considered same as sloping area of a backstop. Ball striking guide wire supporting backstop - out of play.

CLUB-BY-CLUB ATTENDANCE RECORDS

Team	2-Game Series	3-Game Series	4-Game Series
Atlanta Braves	95,783	145,310	202,997
	Sept. 29-30-1982	Aug. 5-7, 1983	Aug. 5-8, 1982
Chicago Cubs	94,400	150,016	185,249
	May 14-15, 1985	Aug. 27-29, 1982	July 15-18, 1965
Cincinnati Reds	106,121	158,580	207,618
	May 17-18, 1976	May 27-29, 1977	Aug. 8-11, 1977
Houston Astros	94,446	152,936	199,193
	July 10-11, 1980	April 9, 11-12, 1981	Oct. 3-6, 1980
Montreal Expos	77,048	146,225	135,130
	June 18-19, 1980	April 30-May 2, 1982	Aug. 29-31, (2) 1980
New York Mets	72,160	151,606	188,758
	July 24-25, 1977	May 15-17, 1981	June 2-5, 1983
Philadelphia Phillies	90,278	149,845	188,871
	May 6-7, 1977	July 19-21, 1974	Aug. 24-27, 1978
Pittsburgh Pirates	82,290	147,878	150,565
	Aug. 1-2, 1962	May 16-18, 1980	June 30-July 3, 1989
St. Louis Cardinals	78,892	152,816	185,368
	April 3, 5, 1984	Aug. 20-22, 1963	July 18-21, 1985
San Diego Padres	104,922	153,555	189,233
	April 13-14, 1976	April 15-17, 1983	April 19-22, 1984
San Francisco Giants	106,429	162,122	218,948
	June 10-11, 1963	Sept. 5-7, 1966	Aug. 29-31, Sept. 1, 1963

THE TOP 50 NATIONAL LEAGUE HOME ATTENDANCE MARKS

The Los Angeles Dodgers drew 3,002,396 fans in 81 home dates during the 1990 season for the 12th highest attendance figure in National League history. The Dodgers have reached the three million mark eight times. The Dodgers established the record in 1982 at 3,608,881 fans and they also hit the three million total in 1978 at 3,347,845 fans, 3,249,287 in 1980, 3,510,313 in 1983, 3,134,824 in 1984, 3,264,593 in 1985, 3,023,208 in 1986 and 3,002,396 in 1990. The Dodgers became the first team to play before five million fans total – home and road – in 1978 as the total reached 5,494,204. The Dodgers have since accomplished this figure nine more times as they attracted a record 5,859,072 fans in 1982 as well as 5,747,526 in 1983, 5,311,656 in 1980, 5,069,383 in 1984, 5,205,941 in 1985, 5,099,954 in 1986, 5,135,610 in 1988, 5,113,671 in 1989 and 5,126,026 last season. The Dodgers have averaged more than 2.5 million fans a season since coming to Los Angeles in 1958. The Dodgers have reached the two million mark 26 times – the most by any Major League team. The Dodgers hit the two million mark for the 18th straight season (1973-90). The Dodgers hit the million mark in 22 dates in 1981, the two million mark in 46 dates in 1982 and the three million mark in 67 dates in 1982 – all three establishing Major League records. The Toronto Blue Jays, of the American League, hold the all-time Major League Baseball attendance record, with 3,885,284 fans in 1990. Attendance in the National League counts the number of fans in attendance, and the American League counts total tickets sold. The top 50 National League home attendance marks:

1 Los Angeles	3,608,881	1982	26 St. Louis	2,662,875	1985
2 Los Angeles	3,510,313	1983	27 Philadelphia	2,651,650	1980
3 Los Angeles	3,347,845	1978	28 Los Angeles	2,632,474	1974
4 Los Angeles	3,264,593	1985	29 Cincinnati	2,629,708	1976
5 Los Angeles	3,249,287	1980	30 Los Angeles	2,617,029	1966
6 Los Angeles	3,134,824	1984	31 Philadelphia	2,582,389	1978
7 St. Louis	3,082,000	1989	32 St. Louis	2,573,225	1990
8 St. Louis	3,072,122	1987	33 Los Angeles	2,553,577	1965
9 N.Y. Mets	3,055,445	1988	34 Los Angeles	2,539,349	1975
10 N.Y. Mets	3,034,124	1987	35 Los Angeles	2,538,602	1963
11 Los Angeles	3,023,208	1986	36 Cincinnati	2,532,497	1978
12 Los Angeles	3,002,396	1990	37 Cincinnati	2,519,670	1977
13 Los Angeles	2,980,262	1988	38 Chicago Cubs	2,491,942	1989
14 Los Angeles	2,955,087	1977	39 Philadelphia	2,480,150	1976
15 Los Angeles	2,944,653	1989	40 St. Louis	2,471,817	1986
16 N.Y. Mets	2,918,710	1989	41 Cincinnati	2,400,892	1990
17 St. Louis	2,892,799	1988	42 Los Angeles	2,386,301	1976
18 Los Angeles	2,860,954	1979	43 Los Angeles	2,381,292	1981
19 Los Angeles	2,797,409	1987	44 Philadelphia	2,376,394	1982
20 Philadelphia	2,775,011	1979	45 Cincinnati	2,356,933	1979
21 N.Y. Mets	2,762,417	1986	46 Montreal	2,320,651	1983
22 Los Angeles	2,755,184	1962	47 Montreal	2,318,292	1982
23 N.Y. Mets	2,751,437	1985	48 St. Louis	2,317,914	1983
24 Philadelphia	2,700,070	1977	49 Cincinnati	2,315,603	1975
25 N.Y. Mets	2,697,479	1970	50 Houston	2,278,217	1980

DODGER STADIUM RAINOUTS

The Los Angeles Dodgers have been rained out 15 times at Dodger Stadium since 1962. In 1988, the Dodgers were rained out on three consecutive days for the first time since moving to Dodger Stadium. Prior to 1976, the Dodgers were washed out only once - on April 21, 1967 versus the St. Louis Cardinals. The 1967 rainout ended a streak of 737 consecutive games at Dodger Stadium without a postponement. The second rainout on April 12, 1976 stopped a string of 724 straight games. The Dodgers have a current streak of 156 games without a rainout at Dodger Stadium.

The 15 rainouts:

- | | |
|--------------------------------------|--|
| 1. April 21, 1967 vs. St. Louis | 9. September 5, 1978 vs. San Francisco |
| 2. April 12, 1976 vs. San Diego | 10. April 11, 1982 vs. San Diego |
| 3. September 10, 1976 vs. Atlanta | 11. August 18, 1983 vs. New York |
| 4. September 11, 1976 vs. Atlanta | 12. September 24, 1986 vs. San Diego |
| 5. May 8, 1977 vs. Philadelphia | 13. April 19, 1988 vs. San Diego |
| 6. May 9, 1977 vs. Philadelphia | 14. April 20, 1988 vs. San Diego |
| 7. August 17, 1977 vs. San Francisco | 15. April 21, 1988 vs. San Diego |
| 8. April 15, 1978 vs. Atlanta | |

ALL-STAR GAME AT DODGER STADIUM

The 1980 All-Star Game marked the first and only time the game has been played at Dodger Stadium. The game attracted 56,088 on July 8th.

DODGERS HAVE DRAWN 90,000 FOUR TIMES

The Los Angeles Dodgers hold the Major League record for the largest crowd to see a baseball game of 93,103 set on May 7, 1959. The fans paid tribute to Roy Campanella, who was injured in an automobile accident, and saw the Dodgers play an exhibition game with the New York Yankees at the Los Angeles Coliseum. The Dodgers drew three consecutive 90,000-plus crowds for the 1959 World Series games with the Chicago White Sox at the Los Angeles Coliseum. The Dodgers set the World Series attendance record for a game in the third game on Tuesday, Oct. 6, as they attracted 92,706 fans. The other two crowds were 92,394 on Sunday, Oct. 4 and 92,650 on Monday, October 5.

Media Information



LOS ANGELES DODGERS MEDIA INFORMATION

Los Angeles Dodgers Publicity

1000 Elysian Park Avenue • Los Angeles, CA 90012

Office: (213) 224-1301
Audio Line: (818) 366-7967 away games
 (213) 221-5163 home games
Fax: (213) 224-1459
 (213) 224-1269

Jay Lucas, Director, Publicity

Chuck Harris, Assistant Director, Publicity

Dave Tuttle, Assistant, Baseball Information

Ruth Ruiz, Assistant, Media Relations

Vicky Johnson, Assistant, Library Coordinator

Mike Vizvary, Assistant, Special Projects

Susan Leon, Assistant, Publicity

Clubhouse: Both the Dodgers and visiting team clubhouses are located on level one (dugout level). The Dodger dugout is located on the third base side. Only credentialed media with clubhouse access will be admitted. The training room is closed to everyone except players and Dodger officials.

Credentials: Credentials will be issued only to legitimate media. Season credentials will be issued only to those news agencies that cover the Dodgers on a daily basis. Requests for all regular season Dodger home games should be made in writing on company letterhead from the sports editor-producer to Jay Lucas, Director of Publicity. All requests should be received 24 hours in advance. Credentials can be picked up at Gate A, the parking entrance at the intersection of Elysian Park Avenue and Stadium Way. Proper identification is required. Credentials must be displayed at all times. No autographs permitted on the field or in the clubhouse to credentialed media.

Elevators: Located directly behind home plate. Escalators are available

from the club level (main press box). If you take the escalators, go two levels to the field level and make a left turn. First exit door on your left will lead you to one flight of stairs down to the Dodger clubhouse.

Field: Only credentialed media with field access will be allowed onto the field. All media must clear the field 30 minutes prior to game time.

Game Notes: Game notes and statistics will be available in the main press box prior to game time. Quotes, statistics and play-by-play sheets will be available after the game.

Photographers: Photographers are not allowed on the field during the game at any time. Photo wells are located at each end of the home and visiting dugouts. Photo locations in the main press box are assigned for the season. Special arrangements for use of the press box level positions can be made through the publicity office.

Press Box: The main press box is located on level 5 (club level) directly behind home plate. Media may enter through parking lots A, B and 5. The media dining area, located in the main press box, is open two hours prior to game time. Beverages and snacks are available after the game.

Telephones: Six charge-a-call phones are located in the main press box.

Tickets: Media complimentary tickets must be requested by 2 p.m. for a night game and 24 hours in advance for a day game, subject to availability. Tickets can be picked up at the will call window in parking lot 5. Proper identification is required. The window opens two hours prior to the game.

BROADCAST INFORMATION

LOS ANGELES DODGERS RADIO NETWORK

Station On Dial	City	Station On Dial	City
KABC 790	Los Angeles	KOY 550	Phoenix, AZ
KWKW 1330	* Los Angeles	KYCA 1490	Prescott, AZ
KNZR 1560	Bakersfield	KLOA 1240	Ridgecrest
KMET 1490	Banning	KNSE 1510	* Riverside
KIQQ 1310	Barstow/Victorville	KNKK 800	Salt Lake City/ Layton, UT
KBOV 1230	Bishop	KMEN 1290	San Bernardino
KROP 1300	Brawley	KVEC 920	San Luis Obispo
KVNA 690	Flagstaff, AZ	KTMS 1250	Santa Barbara
KYVA 1230	† Gallup, NM	KUHL 1440	Santa Maria
KHSJ 1320	Hemet	KSBO 1480	†* Santa Maria
KVVQ 910	Hesperia	KTUC 1400	Tucson, AZ
KDEO 940	† Honolulu, HI	KVEN 1450	Ventura
KAVL 610	Lancaster	KEYX 1400	Visalia
KDWN 720	Las Vegas, NV	WAXE 1370	† Vero Beach, FL
KREL 1280	†* Las Vegas/ Henderson, NV	WSTA 1340	† St. Thomas, U.S.V.I.
KOXR 910	* Oxnard	WKBM 810	†* San Juan, PR
KCMJ 1140	Palm Springs		

*Spanish †Selected Games



From left to right: Don Drysdale, Vin Scully, Ross Porter

VIN SCULLY

Starting his 42nd year as the voice of the Dodgers, Scully joined the ballclub in Brooklyn in 1950, teaming with Hall of Fame announcer Red Barber. In 1982, he joined Barber in the broadcast wing of Baseball's Hall of Fame, as he was selected the Ford C. Frick Award winner. The popular master of the English language had his star placed on Hollywood's Walk of Fame in 1982, and Dodger fans voted him the "Most Memorable Personality" in Los Angeles Dodgers' baseball history in 1976. A graduate of Fordham University, Scully has covered many of baseball's thrilling moments. He is the only announcer to cover two perfect games and 14 no-hitters. Other thrilling episodes include the 18 strikeouts by Sandy Koufax in two different games and the 18-strikeout game by Ramon Martinez; Don Larsen's perfect game in the fifth game of the 1956 World Series; the Yankee-Dodger 1959 exhibition game honoring Roy Campanella which played to a major league record 93,103 fans in the Coliseum; the Dodgers' playoff win in 1959 over the Braves; Maury Wills' 104 steals in 1962; Dick Nen's pinch homer which beat the St. Louis Cardinals down the stretch in 1963; the four-game sweep of the Yankees in the 1963 World Series; Don Drysdale's scoreless innings streak in 1968; Hank Aaron's 715th career home run in 1974; Orel Hershiser's 59 consecutive scoreless innings in 1988; and Kirk Gibson's dramatic game-winning home run in Game 1 of the 1988 World Series. Scully rejoined the CBS Radio Network and broadcast the 1990 World Series. He will also broadcast the Fall Classic

for the next several years over CBS. Scully has done 12 World Series and six All-Star Games for television. He worked for NBC for seven years covering baseball and golf. Scully has been named the outstanding sportscaster in the nation four times by the National Sportscasters and Sportswriters Association. He was named the California Sportscaster of the Year for 1989, the 18th time he has been named California's top sports broadcaster. Scully was named "Broadcaster of the Year" in 1984 by the Southern California Broadcasters Association and he was the American Sportscasters Association "Sportscaster of the Year" in 1985. Scully won the "Look" Magazine Award for his outstanding coverage of the 1959 World Series. He received the "Ronald Reagan Media Award" from the United States Sports Academy in 1987.

DON DRYSDALE

Drysdale begins his fourth year at the mike with the Dodgers and his 21st announcing Major League Baseball. Following his Hall of Fame pitching career with the Dodgers from 1956-69, he broadcast for Montreal (1970-71), Texas (1972), California (1973-79, '81) and the Chicago White Sox (1982-87), while also calling games for ABC for 10 years. He joined the Dodger radio-TV crew in 1988. "Big D" was elected to Baseball's Hall of Fame on Aug. 12, 1984. He compiled a 209-167 lifetime record and 2.95 ERA, posting 12 straight seasons of double figures in wins. He played in five World Series and was a member of Dodger World Championship teams in 1959, 1963 and 1965.

RADIO BROADCASTS: All Dodger games may be heard over the Dodger radio network. Vin Scully, Don Drysdale and Ross Porter call all the action over KABC (790 AM). Jaime Jarrin and Rene Cardenas handle the play-by-play for all games in Spanish on KWKW (1330 AM). Dave Van de Walker directs the KABC Dodger radio network.

Drysdale was selected to 10 National League All-Star teams and set major league records of six consecutive shutouts and 58 consecutive scoreless innings in 1968. He was on hand to announce and later interview Dodger Orel Hershiser when he broke Drysdale's consecutive scoreless innings streak with 59 straight shutout innings in 1988. Drysdale's finest season was 1962, when he was 25-9 with a 2.83 ERA and had 232 strikeouts in 314.1 innings, earning the National League Cy Young Award and The Sporting News Major League Pitcher of the Year honors. He ranks among the top Dodgers in every pitching category, and his uniform No. 53 was retired by the Dodgers on July 1, 1984. He wore one of only eight uniform numbers retired by the Dodgers. His wife, Ann Meyers Drysdale, is a former All-America basketball player from UCLA and broadcasts UCLA basketball on radio.

ROSS PORTER

Now in his 15th year as a member of the Dodger broadcast team, Porter set a major league record for the longest consecutive play-by-play by one announcer when he called the action of a 22-inning game between the Dodgers and Expos on Aug. 23, 1989. He worked the six hour and 14 minute game alone in Montreal. Since the first broadcast of a major league baseball game in 1922, there have been only six games longer than 22 innings. Porter's broadcast was the only time one person has announced that many innings. Porter broadcast the 1977 and 1978 World Series on CBS Radio to a worldwide network of more than 600 stations, the 1988 World Series for Dodger flagship station KABC, and also announced the 1984 National League Championship Series for the CBS Radio Network. Prior to joining the Dodgers in 1977, Porter spent 10 years as a sportscaster for KNBC-TV in Los Angeles, winning many honors for his nightly programs, including an Emmy. A play-by-play announcer since he was 14, Porter is a graduate of the University of Oklahoma. He broadcast NFL games for NBC-TV for seven years, and is now the radio-TV voice of UNLV basketball and football. Porter is the only announcer to broadcast the games of a World Series champion (Dodgers, 1981 and 1988) and a NCAA basketball champion (UNLV, 1990). Porter also has

one of the 21 votes to determine the winner of the Jim Thorpe Award, given annually to the top defensive back in college football. He is the host of KABC's Dodgertalk pre and postgame shows.



Rene Cardenas and Jaime Jarrin

JAIME JARRIN

"The Spanish Voice of the Dodgers," Jarrin embarks on his 33rd year covering the team, dating back to 1959. He has been the No. 1 man in the booth since 1973. Jarrin is regarded as one of the top Spanish sports announcers in the United States, and in 1990, he was named by "Hispanic Business" magazine as one of the Top 100 Influential Hispanics in the United States. He was the first Latin American to win The Golden Mike Award, gaining the honor in 1970 and 1971. Jarrin was in charge of all Spanish radio coverage and production of the 23rd Olympic Games in Los Angeles in 1984. He has traveled the globe broadcasting world championship boxing matches, having called more than 30 title bouts for radio and television throughout Latin America. Jarrin is also a member of the CBS Hispanic Radio Network, broadcasting the All-Star Game, League Championship Series and World Series. He is vice president, News and Sports, of Lotus Broadcasting Corp., whose station KWKW is the flagship station of the Dodgers' Spanish radio network. Jarrin studied philosophy, letters, journalism and broadcasting at Central University of Ecuador in Quito. Jarrin's son Jorge covers traffic for Dodger flagship station KABC radio.

RENE CARDENAS

A pioneer on the Dodgers' first Spanish broadcasts from 1958-61, Cardenas is in his 14th year and second tour of duty in the Dodgers' Spanish broadcast booth. He rejoined the club in 1982 and was reunited with Jaime Jarrin, with whom he had worked in his earlier stint with the Dodgers. Cardenas left the team after the 1961 season to become the director of the Spanish network and

all broadcast operations for the Houston Astrodome. After 15 years handling Spanish broadcasts for the Astros, Cardenas returned to his native Managua, Nicaragua, where he worked in radio and television. He announced baseball and covered various championship boxing matches throughout the world. Because of political unrest in Nicaragua, Cardenas and his wife, Jilma, were forced to flee the country in

1979 and returned to Houston. In 1981, Cardenas worked the Spanish broadcasts for the Texas Rangers and served as program manager for a Houston Spanish radio station, a position he held until he rejoined the Dodgers. His player interviews during the 1988 World Series were heard nationally over the Univision National Network of Spanish language TV stations.

1991 KTTV FOX CHANNEL 11 DODGERS SCHEDULE

SPRING TRAINING

Date	Day	Opponent	Time
Sunday	March 10	New York Mets at Dodgertown	10:15 am
Sunday	March 17	Milwaukee at Monterrey, Mexico	12:10 pm
Saturday	March 23	Oakland, at New Orleans Superdome	9:45 am
Sunday	March 31	Montreal at Dodgertown	10:15 am

REGULAR SEASON

Date	Day	Opponent	Time
Tuesday	April 9	at Atlanta	4:20 pm
Monday	April 15	at San Francisco	6:45 pm
Tuesday	April 16	at San Francisco	7:15 pm
Friday	April 19	at San Diego	6:45 pm
Saturday	April 20	at San Diego	6:45 pm
Sunday	April 21	at San Diego	12:45 pm
Friday	May 3	at Philadelphia	4:15 pm
Saturday	May 4	at Philadelphia	3:45 pm
Tuesday	May 7	at New York	4:20 pm
Monday	May 20	at Houston	5:15 pm
Tuesday	May 21	at Houston	5:15 pm
Friday	May 24	at Cincinnati	4:15 pm
Sunday	May 26	at Cincinnati	10:55 am
Tuesday	June 4	at St. Louis	5:15 pm
Thursday	June 6	at St. Louis	5:15 pm
Saturday	June 8	at Chicago	11:00 am
Sunday	June 9	at Chicago	11:00 am
Monday	June 10	at Chicago	4:45 pm
Tuesday	June 11	at Pittsburgh	4:15 pm
Friday	June 28	at Atlanta	4:20 pm
Saturday	June 29	at Atlanta	3:50 pm
Tuesday	July 2	at San Diego	6:45 pm
Thursday	July 4	at San Diego	6:45 pm
Thursday	July 11	at Montreal	4:15 pm
Friday	July 12	at Montreal	4:15 pm
Saturday	July 13	at Montreal	4:15 pm
Thursday	July 18	at New York	4:20 pm
Friday	July 19	at New York	4:20 pm
Sunday	July 21	at New York	10:20 am
Friday	August 2	at Houston	5:15 pm
Sunday	August 4	at Houston	11:15 am
Monday	August 5	at Cincinnati	4:15 pm
Tuesday	August 6	at Cincinnati	4:15 pm
Friday	August 9	at San Francisco	7:15 pm
Saturday	August 10	at San Francisco	12:45 pm
Sunday	August 11	at San Francisco	12:45 pm
Friday	August 23	at St. Louis	5:15 pm
Saturday	August 24	at St. Louis	4:45 pm
Sunday	August 25	at St. Louis	10:55 am
Saturday	September 7	at Pittsburgh	3:45 pm
Sunday	September 8	at Pittsburgh	10:15 am
Monday	September 9	at Cincinnati	4:15 pm
Tuesday	September 10	at Cincinnati	4:15 pm
Saturday	September 14	at Atlanta	3:50 pm
Sunday	September 15	at Atlanta	10:50 am
Tuesday	September 24	at San Diego	6:45 pm

All times are Pacific and for start of Pregame Show

SPORTSCHANNEL 1991 CABLE DODGERS SCHEDULE

Day	Date	Team	Time	Day	Date	Team	Time
Fri.	April 12	San Diego	1:05	Fri.	July 26	Montreal	7:35
Mon.	April 22	Atlanta	7:35	Mon.	July 29	New York	7:35
Thu.	April 25	San Francisco	7:35	Tue.	July 30	New York	7:35
Fri.	April 26	San Francisco	7:35	Mon.	Aug. 12	Cincinnati	7:35
Fri.	May 10	Philadelphia	7:35	Tue.	Aug. 13	Cincinnati	7:35
Mon.	May 13	Montreal	7:35	Wed.	Aug. 14	Cincinnati	7:35
Fri.	May 17	New York	7:35	Fri.	Aug. 16	Houston	7:35
Wed.	May 29	Houston	7:35	Mon.	Aug. 19	San Diego	7:35
Fri.	May 31	Cincinnati	7:35	Tue.	Aug. 20	San Diego	7:35
Sat.	June 1	Cincinnati	7:05	Wed.	Aug. 28	Pittsburgh	7:35
Fri.	June 14	St. Louis	7:35	Fri.	Aug. 30	Chicago	7:35
Tue.	June 18	Chicago	7:35	Mon.	Sept. 2	St. Louis	7:35
Thu.	June 20	Pittsburgh	7:35	Tue.	Sept. 3	St. Louis	7:35
Fri.	June 21	Pittsburgh	7:35	Wed.	Sept. 4	St. Louis	7:35
Tue.	June 25	San Francisco	7:35	Tue.	Sept. 17	Cincinnati	7:35
Wed.	June 26	San Francisco	7:35	Wed.	Sept. 18	Houston	7:35
Tue.	July 23	Philadelphia	7:35	Fri.	Sept. 20	Atlanta	7:35
Thu.	July 25	Philadelphia	7:35				

Times listed are for start of game.

SportsChannel Broadcasters: Joel Meyers and TBA.

1991 ESPN SUNDAY NIGHT BASEBALL SCHEDULE

Wk	Date	1st Pitch	Primary Game	Backup Game
1	April 14	5:05 p.m.	Seattle at Oakland	—
2	April 21	5:05 p.m.	New York Mets at Montreal	N/A
3	April 28	5:05 p.m.	Boston at Kansas City	—
4	May 5	5:05 p.m.	New York Yankees at Seattle	N/A
5	May 12	5:05 p.m.	St. Louis at Houston	N/A
6	May 19	5:05 p.m.	Chicago Cubs at Philadelphia	—
7	May 26	5:05 p.m.	Cleveland at Milwaukee	Texas at Seattle
8	June 2	5:05 p.m.	Oakland at Chicago White Sox	Seattle at Texas
9	June 9	5:05 p.m.	Toronto at Baltimore	—
10	June 16	5:05 p.m.	Pittsburgh at San Francisco	New York Yankees at Texas
11	June 23	5:05 p.m.	California at Detroit	—
12	June 30	5:05 p.m.	Los Angeles at Atlanta	—
13	July 7	5:05 p.m.	Chicago Cubs at St. Louis	California at Texas
14	July 14	5:05 p.m.	Texas at Toronto	N/A
15	July 21	5:05 p.m.	Cincinnati at Pittsburgh	Toronto at Texas
16	July 28	5:05 p.m.	Chicago White Sox at Boston	Detroit at Texas
17	Aug. 4	5:05 p.m.	San Francisco at Cincinnati	Pittsburgh at St. Louis*
18	Aug. 11	5:05 p.m.	New York Mets at Chicago Cubs	Milwaukee at Texas
19	Aug. 18	5:05 p.m.	Oakland at Minnesota	N/A
20	Aug. 25	5:05 p.m.	Cincinnati at New York Mets	Chi. White Sox at Cleveland*
21	Sept. 1	5:05 p.m.	Pittsburgh at San Diego	Boston at Seattle
22	Sept. 8	5:05 p.m.	Milwaukee at California	—
23	Sept. 15	5:05 p.m.	Boston at New York Yankees	—
24	Sept. 22	5:05 p.m.	Toronto at Oakland	—
25	Sept. 29	5:05 p.m.	San Francisco at Los Angeles	—

Times listed for first pitch are Pacific Time Zone.

*Clubs that were not scheduled as a primary game.

BASEBALL WRITERS ASSOCIATION OF AMERICA (BBWAA)

Los Angeles-Anaheim Chapter

1991 Officers:

Dave Cunningham, Long Beach Press-Telegram, Chairman

Terry Johnson, South Bay Daily Breeze, Vice-Chairman

Dave Daniel, Ellis & Associates, Secretary-Treasurer

1991 Membership:

Associated Press - Ken Peters, John Nadel.

Baseball News - Al Stevens.

Christian Science Monitor - Phil Elderkin.

Inland Valley Daily Bulletin - Mike Rappoport, Billy Rhodes.

Glendale News-Press - Keith Lair.

La Habra Daily Star-Progress - Paul Click.

La Opinion - Manolo Hernandez Douen.

Long Beach Press-Telegram - Jim McCormack, Gordon Verrell, Doug Krikorian, Dave Cunningham, Jim Buzinski.

Los Angeles Daily News - Bob Hunter, Joe Jares, Kevin Modesti, Ron Rappoport, Tim Brown, Ken Daley.

Los Angeles Times - John Cherwa, Jim Colonna, Mike Downey, Al Drooz, Melvin Durslag, Bill Dwyre, Helene Elliott, Allan Malamud, Jim Murray, Ross Newhan, Bob Oates, Mike Penner, Bill Plaschke, Herb Stutz, John Weyler, Robyn Norwood, Dave Moylan.

The National - Ken Gurnick.

Orange Coast Daily Pilot - Richard Dunn, Roger Carlson.

Orange County Register - Steve Bisheff, Earl Bloom, John Strege, Mark Whicker, Randy Youngman, Matt McHale, Mark Tomaszewski.

Pasadena Star-News - Mark Langill.

Riverside Press-Enterprise - Jim Alexander, John Garrett, Alan Lassila, Lew Price, Bill Shaikiri, Jim Short, Cindy Martinez.

San Bernardino Sun - Mike Davis, Gregg Patton, Paul Oberjuege, Mike Terry, Steve Dilbeck.

San Gabriel Valley Tribune - Doug Spoon, Frank Welch, Joe Haakenson.

South Bay Daily Breeze - Mike Waldner, Terry Johnson, Randy Gray, Bob Cox, Chris Long, Mitch Chortkoff, Bill Cizek.

The Sporting News - Dave Nightingale.

United Press International - Mike Barnes, Jeff Hasen.

Honorary members - Dave Daniel, Joe Hendrickson, Alex Kahn, Dick Miller, Frank Mazzeo, Wayne Monroe, Loel Schrader, Jack Stevenson, Bill Langley, Bud Tucker, Rick Talley, John Hall, Don Bradley.

DAILY AREA NEWSPAPERS

Antelope Valley Press

37404 Sierra Hwy.
Palmdale, CA 93550
(805) 273-2700
Sports Editor - Joe Pasley

Daily Breeze

5215 Torrance Blvd.
Torrance, CA 90509
(213) 540-5511
Sports Editor -
Mike Waldner

Glendale News Press

111 N. Isabel Ave.
Glendale, CA 91209
(818) 241-4141
Sports Editor - Keith Lair

Inland Valley Daily Bulletin

P.O. Box 4000
Ontario, CA 91761
(714) 987-6397
Sports Editor - Louis
Brewster

La Habra Daily Star Progress

600 S. Palm
La Habra, CA 90631
(714) 529-2144
Sports Editor - Paul Click

La Opinion

411 W. 5th St.,
Los Angeles, CA 90013
(213) 896-2333
Sports Editor -
Fernando Paramo

La Voz Libre

3107 W. Beverly Blvd. #1
Los Angeles, CA 90057
(213) 388-4639
Sports Editor - Angel Prada

Long Beach-Press Telegram

604 Pine St.
Long Beach, CA 90844-0001
(213) 775-6211
Sports Editor -
Jim McCormack

Los Angeles Daily News

P.O. Box 4200
Woodland Hills, CA 91365
(818) 713-3000
Sports Editor - Rick Vacek

Los Angeles Sentinel

1112 E. 43rd St.
Los Angeles, CA 90011
(213) 232-3261
Sports Editor -
Rhonda Smith

Los Angeles Times

Times Mirror Square
Los Angeles, CA 90053
(213) 237-7145
Sports Editor - Bill Dwyre

Los Angeles Times Orange County Edition

1375 Sunflower
Costa Mesa, CA 92626
(714) 966-5600
Sports Editor - Herb Stutz

The National

11845 W. Olympic #900
Los Angeles, CA 90064
(213) 479-1000
Bureau Chief - Steve Clow

Noticias Del Mundo

1301 W. Second St.
Los Angeles, CA 90026
(213) 482-9657
Sports Editor -
Rigoberto Flores

Orange Coast Daily Pilot

330 W. Bay St.
Costa Mesa, CA 92626
(714) 642-4321
Sports Editor -
Roger Carlson

Pasadena Star-News

525 E. Colorado Blvd.
Pasadena, CA 91109
(818) 578-6480
Sports Editor - Randy Hill

The Register

625 N. Grand Ave.
Santa Ana, CA 92711
(714) 835-1234
Sports Editor -
Mark Tomaszewski

Riverside Press Enterprise

3512 14th St.
Riverside, CA 92502
(714) 684-1200
Sports Editor - John Garratt

San Bernardino Sun

399 D Street
San Bernardino, CA 92401
(714) 899-9666
Sports Editor -
Paul Oberjuege

San Gabriel Valley Tribune

1210 Azusa Canyon Rd.
West Covina, CA 91790
(818) 962-8811
Sports Editor - Art Wilson

Santa Monica Evening Outlook

1920 Colorado Ave.
Santa Monica, CA 90404
(213) 829-6811
Sports Editor - Bill Beebe

The Tidings

1530 W. 9th Street
Los Angeles, CA 90015
(213) 251-3360
Sports Editor - Rich Goul

20 De Mayo

1824 Sunset Blvd. #202
Los Angeles, CA 90026
(213) 483-4890
Sports Editor -
Angel Torres

USA Today

924 Westwood Blvd. #920
Los Angeles, CA 90024
(213) 208-6425
Sports Editor -
Gene Policinski

Wave Publications

2621 W. 54th Street
Los Angeles, CA 90043
(213) 290-3000
Sports Editor -
Dave Werstine

Whittier Daily News

7037 S. Comstock
Whittier, CA 90602
(213) 689-0955
Sports Editor - John
Corbett

Wire Services**Associated Press**

1111 S. Hill St.
Los Angeles, CA 90015
(213) 746-1200
Sports - John Nadel,
Ken Peters, Joe Resnick,
Nancy Mazmanian,
Bernie Wilson

United Press International

316 W. Second St.,
6th Floor
Los Angeles, CA 90012
(213) 620-1230
Sports - Terry Bales, Jeff
Hansen, Alex Kahn, Mike
Barnes

**Los Angeles/
Orange County
Radio Stations****KABC**

3321 S. La Cienega Blvd.
Los Angeles, CA 90016
(213) 840-4973
Sports - Steve Edwards,
Stu Nahan, Ross Porter, Al
Downing, Eric Tracy

KALI

5723 Melrose Ave.
Hollywood, CA 90038
(213) 466-6161
Sports Director -
Juan Mendicoa

KDAY

1700 N. Alvarado
Los Angeles, CA 90026
(213) 665-1105
Sports Director -
Lee Marshall

KEZY/KPZE

1190 E. Ball Rd.
Anaheim, CA 92805
(714) 774-9600
Sports Director -
Steve Desaeagher

KFI/KOST

610 S. Ardmore
Los Angeles, CA 90005
(213) 251-3124
Sports - Joe McDonnell,
Chris Roberts

KFWB

6230 Yucca Street
Los Angeles, CA 90028
(213) 462-5392
Sports Director -
Rod Van Hook

KGIL

14800 Lassen
Mission Hills, CA 91345
(818) 894-6397
News Director - Ed Ziel

KHIS AM/FM

6255 Sunset Blvd.
Hollywood, CA 90028
(213) 466-8381
Sports Director -
Vic Jacobs

KLAC/KZLA

4000 W. Alameda
Burbank, CA 91505
(818) 842-0500
Sports Director -
Frank Polak

KLOS

3321 S. La Cienega Blvd.
Los Angeles, CA 90016
(213) 840-4800
News Director - Chuck
Moshontz

KMPC AM

5858 Sunset Blvd.
Hollywood, CA 90028
(213) 460-5672
Sports Director -
Steve Bailey

KNX AM

6121 Sunset Blvd.
Los Angeles, CA 90028
(213) 460-3343
Sports Director -
Fred Gallagher

KODJ

6121 Sunset Blvd.
Hollywood, CA 90028
(213) 460-3293

KPWR

2600 W. Olive
Burbank, CA 91505
(818) 953-4200
News Director -
Monica Brooks

KRLA/KLSX

3580 Wilshire Blvd.
Los Angeles, CA 90010
(213) 383-4222
Sports Director -
Rich Marotta

KRTH AM/FM

5901 Venice Blvd.
Los Angeles, CA 90034
(213) 937-5230
Sports Director -
Pete Domas

KSKQ

5700 Sunset Blvd.
Los Angeles, CA 90028
(213) 466-3001
Sports Director -
Rafael Navarro

KTNO/KLVE

5746 Hollywood Blvd.
Hollywood, CA 90028
(213) 465-3171
Sports Director -
Rolando Gonzales

KWNK

6633 Fallbrook Ave. #700
Canoga Park, CA 91307
(818) 887-1855
Sports Director - Jeff Biggs

KWIZ

3101 W. Fifth St.
Santa Ana, CA 92703
(714) 554-5000
Sports Director -
John Kobik

KWKW

6777 Hollywood Blvd.
Hollywood, CA 90028
(213) 466-8111
Sports Director -
Louis Alberto Bravo

KYMS

1748 W. Katella
Orange, CA 92667
(714) 633-2020
News Director -
Steve Atkins

Television**ESPN - Cable**

9665 Wilshire Blvd. #800
Beverly Hills, CA 90212
(213) 205-8900
Sports Director -
John Hamlin

KABC TV (7)

4151 Prospect Ave.
Los Angeles, CA 90027
(213) 557-3285
Sports Director - Jim Hill

KABC TV (7)

Orange County
1462 E. Katella
Anaheim, CA 92805
(714) 634-1847

KCAL TV (9)

5515 Melrose Ave.
Hollywood, CA 90038
(213) 462-4490
Sports Director - Joe Fowler

KCBS TV (2)

6121 Sunset Blvd.
Hollywood, CA 90028
(213) 460-3252
Sports Director -
Keith Olbermann

KCOV TV (13)

915 N. La Brea
Hollywood, CA 90038
(213) 851-1000
Sports Director -
Tony Hernandez

KDOC TV (56)

1730 S. Clementine St.
Anaheim, CA 92802
(714) 999-5000
Sports Director -
Pat Matthews

KMEX TV (34)

721 N. Bronson
Los Angeles, CA 90038
(213) 960-3478
Sports Director - Mario Solis

KNBC TV (4)

3000 W. Alameda
Burbank, CA 91523
(818) 840-4237
Sports Director -
Fred Roggin

KTLA TV (5)

5800 Sunset Blvd.
Hollywood, CA 90028
(213) 460-3826
Senior Sports Producer -
Cathy Karp
Sports Producer - Chris Lee

KTTV TV (11)

5746 Sunset Blvd.
Hollywood, CA 90028
(213) 856-1308
Sports Director -
Rick Garcia

KVEA TV (52)

1139 Grand Central Ave.
Glendale, CA 91201
(818) 502-5734
Sports Producer -
Ricardo Celis

CNN - Cable

6430 Sunset Blvd., #60
Los Angeles, CA 90028
(213) 460-5000
Sports Director -
Ronnie Forscheimer

SportsChannel

1545 26th St. 2nd Floor
Santa Monica, CA 90404
(213) 453-1985
Sports Director -
Jim Zrake

Press Box**Prime Ticket**

10000 Santa Monica Blvd.
Los Angeles, CA 90067
(213) 286-3800
Associate Producer -
John Davidson

DODGER BROADCASTERS

1939-41	Red Barber, Al Helfer
1942	Red Barber, Alan Hale
1943-47	Red Barber, Connie Desmond
1948-49	Red Barber, Connie Desmond, Ernie Harwell
1950-53	Red Barber, Connie Desmond, Vin Scully
1954-55	Vin Scully, Connie Desmond, Andre Baruch
1956	Vin Scully, Connie Desmond, Al Helfer, Jerry Doggett
1957	Vin Scully, Al Helfer, Jerry Doggett
1958-76	Vin Scully, Jerry Doggett
1977-87	Vin Scully, Jerry Doggett, Ross Porter
1988-present	Vin Scully, Don Drysdale, Ross Porter

DODGER SPANISH BROADCASTERS

1958	Rene Cardenas, Miguel Alonzo, Milt Nava
1959-61	Rene Cardenas, Jaime Jarrin, Miguel Alonzo
1962-72	Jose Garcia, Jaime Jarrin
1973-81	Jaime Jarrin, Rudy Hoyos
1982-present	Jaime Jarrin, Rene Cardenas, Tito Rondon (1990)

PRESS BOX PERSONNEL**OFFICIAL SCOREKEEPERS**

Terry Bales

Nancy Mazmanian

Wayne Monroe

STADIUM ORGANIST

Nancy Hefley

PUBLIC ADDRESS ANNOUNCER

Pete Arbogast

RULES OF INTEREST

Player Limits: 40 until opening day, when the number must be reduced to 25 or a minimum of 24 until September 1, when it again becomes 40.

Determining Batting Average: Divide the number of at-bats into the number of hits.

Determining an Earned Run Average: Multiply the number of earned runs by nine; take the number and divide it by the number of innings pitched.

Determining Slugging Percentage: Divide the total bases of all safe hits by the total times at bat (At-bats do not include walks, sacrifices, hit by pitcher, or times awarded first base because of interference or obstruction).

Determining Fielding Average: Divide the total putouts and assists by the total number of putouts, assists and errors.

Determining Percentage of Games Won and Lost: Divide the number of games won by the total games won and lost.

Consecutive Hitting Streaks: A consecutive hitting streak shall not be terminated if the plate appearance results in a base on balls, hit batsman, defensive interference or a sacrifice bunt. A sacrifice fly shall terminate the streak.

Consecutive-Game Hitting Streaks: A consecutive-game hitting streak shall not be terminated if all the player's plate appearances (one or more) result in a base on balls, hit baseman, defensive interference or a sacrifice bunt. The streak shall terminate if the player has a sacrifice fly and no hit.

Consecutive-Game Playing Streak: A consecutive-game playing streak shall be extended if the player plays one half-inning on defense, or if he completes a time at bat by reaching base or being put out. A pinch-running appearance only shall not extend the streak. If a player is ejected from a game by an umpire before he can comply with the requirements of this rule, his streak shall continue.

Trading Regulations: Players are available on waivers in reverse order of standings, at the time waivers expire, if more than 30 days after the start of the season; otherwise in reverse order of standings at close of the preceding season.

Trading Deadline: The trading deadline is July 31. Waivers are required for any inter- or intra- Major League assignment during the period beginning Aug. 1 and ending at 5 p.m. (East Coast time) the day after the

end of the season. During the other 10 months of the year, no waivers are needed. The waiver periods are: November 11 to 30th day of season; 31st day of season to July 31; and Aug. 1 to November 10.

Determining the Magic Number: Determine the number of games yet to be played, add one, then subtract the number of games ahead in the loss column of the standings from the closest opponent.

Doctored Bat: A batter is out for illegal action when he uses or attempts to use a bat that, in the umpire's judgment, has been altered or tampered with in such a way to improve the distance factor or cause an unusual reaction on the baseball. This includes bats that are filled, flat-surfaced, nailed, hollowed, grooved or covered with a substance such as paraffin, wax, etc. No advancement on the bases will be allowed and any out or outs made during a play shall stand. In addition to being called out, the player shall be ejected from the game and may be subject to additional penalties as determined by his League President. (Rule 6.06d).

Night Game: Any game that starts at 6 p.m. or after.

QUALIFYING MARKS

Qualification for Batting Championship: Highest batting average and 502 or more plate appearances.

Qualification for Pitching Championship: Lowest ERA and 162 or more innings pitched.

Qualifications for a "Rookie": Not more than 45 days on a major league roster between opening day and Sept. 1, and has not exceeded 130 official at-bats (or 50 innings pitched).

Qualifications for a Save: Credit a pitcher with a save when: 1. He is the finishing pitcher in a game won by his club, and 2. He is not the winning pitcher, and 3. He qualifies under one of the following conditions: (a) He enters the game with a lead of no more than three runs and pitches for at least one inning, or (b) He enters the game with the potential tying run either on base, at bat or on deck (that is, the potential tying run is either already on base or is one of the first two batsmen he faces), or (c) He pitches effectively for at least three innings. No more than one save may be credited in each game.

Spring Training



THE DODGERS' SPRING HOME

DODGERTOWN

Post Office Box 2887
4001 26th Street/Vero Beach, FL 32961-2887
Telephone (407) 569-4900

The Dodgers celebrate their 43rd anniversary at Dodgertown in Vero Beach, Florida, this spring.

It was in 1948 that the Dodgers set up camp in Vero Beach, at the invitation of local businessman Bud Holman, after whom Holman Stadium is named.

Holman's brainstorm came after the United States government turned over a naval air station to the city of Vero Beach following World War II.

Vero Beach needed a tenant for the facility and the Dodgers were looking for a spring home after leading a nomad existence.

In the spring of 1948, the former naval air station grounds and barracks were invaded by 600 players in the Dodger organization.

The players who spent that long-ago spring at Dodgertown, as it came to be known almost from the outset, would not recognize the place today.

Replacing the old barracks is a modern 90-unit villa. Also, a 23,000-square-foot administration building was constructed on the site of the former headquarters building in 1974. The building includes a major league clubhouse, minor league clubhouse, medical department, dining room and kitchen, main lobby, canteen, recording studio, photo dark room, interview room, stadium club lounge, press working area, two trainers' rooms, two equipment rooms and two laundry rooms.

The Dodgers play their exhibition games at Holman Stadium, dedicated in 1953, which has a capacity of 6,500. In addition to Holman Stadium, there is a row of outdoor batting cages and six practice fields, two of which were constructed during the past offseason.

In 1990, Dodgertown unveiled a newly constructed 15,000-square-foot multi-purpose building, housing four indoor batting tunnels (nighttime lighting available), an exercise room containing the latest in training equipment, a video room to be used by Dodger instructors for a teaching area, and baseball administrative offices for Dodger

executives during spring training. These offices are then to be utilized as meeting rooms for the conference center the rest of the year.

Even the recreation facilities at Dodgertown have undergone radical change since that initial spring.

Two golf courses - an 18-holer called Dodger Pines Country Club and a nine-hole layout called Dodgertown Golf Club - outline the complex. The Pines clubhouse is complete with locker rooms, dining room lounge and pro shop.

Dodger personnel also have the use of a swimming pool, four all-weather tennis courts and a theater in which different movies are shown each night.

Dodgertown, the only privately owned training camp in the country, also includes a 70-acre citrus grove, 45 residences on the golf course perimeter and a conference center.

Since 1965, the Dodgers have purchased 450 acres from the city of Vero Beach.

Besides Dodger spring training, Dodgertown is a conference center managed by Harrison Conference Centers.

The conference center is designed to provide the proper environment for business meetings and the most intensive learning objectives. There are 20 specially-designed meeting rooms, featuring the latest in audio-visual equipment. The recreation program includes golf, tennis, baseball, swimming, basketball, volleyball and jogging trails.

Dodgertown accommodates up to 180 conferees. The facility has more than 250 employees.

Seven teams from the Orient have trained during the spring at Dodgertown and the Dodgers are the only major league team to host a team from Korea. The Dodgers have also entertained representatives from Russia at Dodgertown.

Dodgertown has been utilized by numerous NFL teams including the Kansas City Chiefs in 1991, to prepare for postseason games. The Dodgers also hold a rookie camp in June at Vero Beach prior to the

newly drafted players reporting to their assigned teams.

Dodgertown also provides the setting for three adult fantasy baseball camps held throughout the year featuring instruction by former Dodger greats and Hall of Famers.

The 1991 season will be the 12th year that Holman Stadium has served as the summer home of the Vero Beach Dodgers of the Class A Florida State League. The 1990 Vero

Beach Dodgers won the FSL Championship enroute to breaking the club attendance record with a total of 94,832 in 64 games. This total is remarkable since Vero Beach (population 18,330) is one of the smallest towns in America with a professional baseball club...the Vero Beach Dodgers will host the 1991 FSL All-Star Game at Holman Stadium this season.

LOS ANGELES DODGERS 1958-1990 SPRING TRAINING RESULTS (vs. Major League Clubs)

Year	Won	Lost	Pct.	Year	Won	Lost	Pct.
1958	15	16	.484	1974	17	7	.708
1959	12	10	.545	1975	19	9	.679
1960	12	10	.545	1976	10	3	.769
1961	13	15	.464	1977	17	7	.708
1962	18	12	.600	1978	10	14	.417
1963	12	15	.444	1979	13	10	.565
1964	9	16	.360	1980	10	7	Tie .583
1965	17	11	.607	1981	12	14	.462
1966	10	16	.385	1982	12	12	.500
1967	11	16	.407	1983	11	17	.393
1968	14	13	.519	1984	13	13	.500
1969	12	13	.480	1985	16	11	.593
1970	17	8	.680	1986	12	16	Tie .429
1971	13	9	.591	1987	12	15	.444
1972	10	7	.588	1988	21	11	.656
1973	15	12	.556	1989	16	16	.500
				1990	8	4	.667

Attendance record at Holman Stadium (Vero Beach, Florida): 8,200 - New York Yankees vs. Dodgers, March 17, 1979. Spring Training Home Opener High: 7,903 - New York Mets vs. Dodgers, March 5, 1989. Largest Season Total: 84,428 for 15 dates, 1986. Largest Season Average: 6,041 in 1987, 72,491 for 12 dates.

TOP FIVE HOLMAN STADIUM CROWDS

- 1 - 8,200 March 17, 1979 vs. New York Yankees
- 2 - 8,103 March 23, 1986 vs. Cincinnati Reds
- 3 - 8,051 March 18, 1984 vs. Atlanta Braves
- 4 - 7,988 March 28, 1989 vs. New York Yankees
- 5 - 7,987 April 1, 1986 vs. New York Mets

Jim and Dearie Mulvey Award Winners (Top Rookies at Dodgertown):

Jim Neidlinger-1990, Chris Gwynn-1989, Craig Shipley-1988, Mike Ramsey-1987, Reggie Williams-1986, Sid Bream-1985, German Rivera-1984, Orel Hershiser-1983, Mike Marshall-1982, Fernando Valenzuela-1981, Rudy Law-1980, Pedro Guerrero-1979, Bob Welch-1978, Rick Sutcliffe-1977, Glenn Burke-1976, Rick Rhoden-1975, Jerry Royster-1974, Eddie Solomon-1973, Steve Yeager-1972, Bob Darwin-1971, Bill Buckner-1970, Ted Sizemore-1969.

FREEWAY SERIES RESULTS

Year	Series / Result	Fresco Thompson Memorial (Series MVP)	Lefty Phillips Memorial Trophy Winners (Outstanding Pitcher)
1962	Angels 1, Dodgers 0		
1963	Angels 2, Dodgers 0		
1964	Angels 2, Dodgers 0		
1965-68	Did not play		
1969	Dodgers 1, Angels 1	Andy Kosco (Dodgers)	
1970	Dodgers 3, Angels 0	Wes Parker (Dodgers)	
1971	Angels 2, Dodgers 1	Jim Spencer (Angels)	
1972	Did not play		
1973	Angels 2, Dodgers 1	Willie Crawford (Dodgers)	Al Downing (Dodgers)
1974	Dodgers 2, Angels 1	Bill Buckner (Dodgers)	Andy Messersmith (Dodgers)

FREEWAY SERIES RESULTS (continued)

1975	Dodgers 2, Angels 1	Steve Yeager (Dodgers)	Rick Rhoden (Dodgers)
1976	Dodgers 1, Angels 1	Bruce Bochte (Angels)	Tommy John (Dodgers)
1977	Dodgers 3, Angels 0	Steve Garvey (Dodgers)	Doug Rau (Dodgers)
1978	Angels 2, Dodgers 0	Rick Miller (Angels)	Nolan Ryan (Angels)
1979	Angels 2, Dodgers 1	Bobby Grich (Angels)	Burt Hooton (Dodgers)
1980	Did not play		
1981	Dodgers 2, Angels 1	Pedro Guerrero (Dodgers)	Burt Hooton (Dodgers)
1982	Angels 2, Dodgers 1	Bob Boone (Angels)	Geoff Zahn (Angels)
1983	Angels 2, Dodgers 1	Bill Russell (Dodgers)	Mike Witt (Angels)
1984	Dodgers 3, Angels 0	Mike Marshall (Dodgers)	Rick Honeycutt (Dodgers)
1985	Dodgers 2, Angels 1	Sid Bream (Dodgers)	Tommy John (Angels)
1986	Angels 2, Dodgers 1	Franklin Stubbs (Dodgers)	John Candelaria (Angels)
1987	Angels 3, Dodgers 0	Gary Pettis (Angels)	Willie Fraser (Angels)
1988	Dodgers 2, Angels 1	Kirk Gibson (Dodgers)	Kirk McCaskill (Angels)
1989	Angels 2, Dodgers 1	Mike Marshall (Dodgers)	Mike Witt (Angels)
1990	Dodgers 3, Angels 0	Rick Dempsey (Dodgers)	Mike Morgan (Dodgers)

Totals: **Dodgers** 31, Angels 31, 1 Tie

LOS ANGELES DODGERS 1990 SPRING TRAINING STATISTICS

Batter	Avg.	G	AB	R	H	2B	3B	HR	RBI	SH	SF	HP	BB	IBB	SO	SB	CS	E
Bean	.143	8	7	1	1	0	0	0	0	0	0	0	2	0	0	1	2	0
Brooks	.214	9	28	4	6	1	0	1	4	0	0	0	5	0	4	0	0	1
Castillo	.000	3	1	0	0	0	0	0	0	0	0	1	1	0	0	0	0	0
Daniels	.143	6	14	1	2	0	0	0	0	0	0	0	1	0	3	0	0	0
Davis	.000	1	1	0	0	0	0	0	0	0	0	0	0	0	0	0	0	0
Dempsey	.333	9	15	2	5	2	0	0	3	0	0	1	3	0	3	0	0	2
Fletcher	.143	5	7	0	1	0	0	0	0	0	0	0	0	0	1	0	0	1
Gonzalez	.154	12	13	2	2	0	0	0	1	0	0	0	1	0	2	1	0	0
Griffin	.276	10	29	2	8	1	0	0	4	1	0	0	1	0	1	0	1	0
Gwynn	.273	11	22	4	6	0	0	1	4	0	0	0	2	0	3	0	0	0
Hamilton	.267	10	30	6	8	4	0	1	7	0	2	1	4	0	1	0	1	1
Hansen	.429	6	7	0	3	1	0	0	0	0	0	0	2	0	0	0	0	1
Harris	.211	10	19	2	4	2	0	0	0	0	0	0	1	0	1	0	0	0
Hatcher	.269	11	26	3	7	0	0	0	1	0	0	0	3	0	1	1	0	2
Hernandez	.333	3	3	1	1	0	0	0	1	0	0	0	0	0	0	0	0	0
Hoffman	.000	1	0	0	0	0	0	0	0	0	0	0	0	0	0	0	0	0
Huff	.200	7	5	2	1	0	0	0	1	0	0	0	1	0	0	0	0	1
Lopez	.000	1	1	0	0	0	0	0	0	0	0	0	0	0	1	0	0	0
Murray	.320	10	25	4	8	0	0	3	8	0	1	1	3	0	5	1	0	0
Offerman	.000	4	2	1	0	0	0	0	1	0	0	0	1	0	0	0	0	2
Pye	.000	1	1	0	0	0	0	0	0	0	0	1	0	0	0	0	0	1
Randolph	.438	9	32	5	14	4	0	1	7	0	0	0	4	0	1	0	1	2
Samuel	.381	12	42	8	16	0	0	0	5	0	0	1	2	0	8	4	4	0
Scioccia	.227	9	22	2	5	2	0	0	3	0	0	0	3	0	2	0	0	1
Sharperson	.188	9	16	3	3	0	0	0	1	0	0	0	2	0	1	0	0	0
Shelby	.238	10	21	2	5	2	0	0	2	0	0	0	1	0	5	1	0	1
Stubbs	.333	5	9	3	3	0	0	0	1	0	0	0	2	0	1	0	0	0
Traxler	.000	2	5	0	0	0	0	0	0	0	0	0	0	0	0	0	0	0
Vizcaino	.667	3	3	1	2	0	0	0	2	0	0	0	0	0	0	0	0	0
Dodgers	.271	12	414	59	112	19	0	7	55	2	3	6	45	0	46	9	9	16
Opponents	.251	12	406	52	102	14	1	15	47	3	5	1	50	0	64	10	5	15

LOS ANGELES DODGERS 1990 SPRING TRAINING STATISTICS (continued)

Pitcher	W-L	ERA	G	GS	CG	SHO	SV	IP	H	R	ER	HR	BB	IBB	SO
Aase	1-1	4.50	5	0	0	0	2	8.0	9	4	4	0	5	0	6
Belcher	0-0	3.00	1	0	0	0	0	3.0	2	1	1	1	0	0	3
Bittiger	0-0	1.50	3	0	0	0	1	6.0	2	1	1	0	5	0	4
Crews	0-0	5.14	4	0	0	0	0	7.0	9	4	4	0	2	0	4
Gott	0-0	0.00	3	0	0	0	0	3.0	2	0	0	0	4	0	0
Hartley	1-0	3.60	4	0	0	0	1	5.0	1	2	2	1	3	0	5
Hershiser	0-0	5.14	2	1	0	0	0	7.0	8	4	4	1	1	0	2
Holmes	0-0	0.00	1	0	0	0	0	1.0	2	2	0	0	1	0	0
Howell	1-0	0.00	4	0	0	0	0	4.0	1	0	0	0	2	0	5
Maddux	0-2	7.11	3	1	0	0	0	6.1	8	5	5	1	5	0	7
Martinez	1-0	1.00	2	2	0	0	0	9.0	6	2	1	0	6	0	7
Mayberry	0-0	0.00	1	0	0	0	1	0.1	0	0	0	0	0	0	0
Morgan	0-0	2.00	2	2	0	0	0	9.0	9	2	2	2	1	0	6
Munoz	0-0	2.45	4	0	0	0	0	3.2	5	1	1	0	1	0	2
Neidlinger	0-0	0.00	2	1	0	0	0	3.0	3	1	0	0	1	0	0
Opperman	0-0	13.50	1	0	0	0	0	2.0	6	3	3	1	0	0	1
Searage	1-0	3.18	4	0	0	0	0	5.2	4	2	2	1	2	0	2
Shinall	0-0	0.00	2	0	0	0	0	4.0	1	0	0	0	2	0	2
Valenzuela	1-0	5.25	3	2	0	0	0	12.0	10	7	7	2	6	0	5
Wells	0-0	0.00	1	0	0	0	0	1.2	1	0	0	0	2	0	2
Wetteland	2-1	9.00	4	3	0	0	0	10.0	14	11	10	5	3	0	3
Dodgers	8-4	3.88	12	12	0	0	5	109.0	102	52	47	15	52	0	64
Opponents	4-8	4.15	12	12	0	0	3	106.1	112	59	49	7	45	0	46

LOS ANGELES DODGERS 1991 SPRING TRAINING SCHEDULE

Date	Day	Opponent	Location	Time	Score
March 7	Thursday	Detroit Tigers	Vero Beach	1:35 pm	_____
March 8	Friday	New York Mets	Port St. Lucie	1:10 pm	_____
March 9	Saturday	New York Mets	Port St. Lucie	1:10 pm	_____
March 10	Sunday	New York Mets	Vero Beach	1:35 pm	_____
March 11	Monday	Montreal Expos	West Palm Beach	1:05 pm	_____
March 12	Tuesday	Montreal Expos	Vero Beach	1:35 pm	_____
March 13	Wednesday	New York Yankees	Ft. Lauderdale	1:05 pm	_____
March 14	Thursday	Atlanta Braves	West Palm Beach	1:05 pm	_____
March 15	Friday	Atlanta Braves	Vero Beach	1:35 pm	_____
March 16	Saturday	Industriales de Monterrey*	Monterrey, Mex.	3:00 pm	_____
March 16	Saturday	Montreal Expos*	West Palm Beach	1:05 pm	_____
March 17	Sunday	Milwaukee Brewers*	Monterrey, Mex.	2:30 pm	_____
March 17	Sunday	Houston Astros*	Vero Beach	1:35 pm	_____
March 18	Monday	Cincinnati Reds	Plant City	1:05 pm	_____
March 19	Tuesday	Atlanta Braves	West Palm Beach	1:05 pm	_____
March 20	Wednesday	Philadelphia Phillies	Vero Beach	1:35 pm	_____
March 21	Thursday	St. Louis Cardinals	St. Petersburg	1:05 pm	_____
March 22	Friday	Philadelphia Phillies*	Clearwater	1:35 pm	_____
March 22	Friday	Oakland A's*	New Orleans	7:35 pm	_____
March 23	Saturday	Montreal Expos*	West Palm Beach	1:05 pm	_____
March 23	Saturday	Oakland A's*	New Orleans	12:05 pm	_____
March 24	Sunday	Atlanta Braves	Vero Beach	1:35 pm	_____
March 25	Monday	Atlanta Braves	West Palm Beach	1:05 pm	_____
March 26	Tuesday	New York Yankees	Vero Beach	1:35 pm	_____
March 27	Wednesday	Baltimore Orioles	Vero Beach	1:35 pm	_____
March 28	Thursday	Kansas City Royals	Vero Beach	1:35 pm	_____
March 29	Friday	Detroit Tigers	Lakeland	1:30 pm	_____
March 30	Saturday	Atlanta Braves	West Palm Beach	1:05 pm	_____
March 31	Sunday	Montreal Expos	Vero Beach	1:35 pm	_____
April 1	Monday	Cincinnati Reds	Vero Beach	1:35 pm	_____
April 2	Tuesday	Houston Astros	Kissimmee	1:05 pm	_____
April 3	Wednesday	New York Mets	Vero Beach	12:35 pm	_____
April 4	Thursday	OFF DAY			
		Freeway Series			
April 5	Friday	California Angels	Los Angeles	7:35 pm	_____
April 6	Saturday	California Angels	Anaheim	7:05 pm	_____
April 7	Sunday	California Angels	Anaheim	1:05 pm	_____

Ticket prices at Vero Beach: \$7.00 reserved, \$4.00 standing room.
Local times all games.

*Split-Squad games.

HOW THE 40-MAN ROSTER WAS MADE

Pitchers

Player	How Obtained	Date
Tim Belcher	Traded to the Dodgers from Oakland for Rick Honeycutt	9/3/87
Dennis Cook	Traded to the Dodgers from Phil. for Darrin Fletcher	9/13/90
Tim Crews	Traded to the Dodgers from Milwaukee with Tim Leary for Greg Brock	12/10/86
Jim Gott	Signed as a free agent	12/7/89
Mike Hartley	Rule five draft	12/9/86
Orel Hershiser	Dodgers' 17th selection in June Free Agent Draft	June 1979
Jay Howell	Traded to the Dodgers with Alfredo Griffin and Jesse Orosco from Oakland for Jack Savage, Bob Welch and Matt Young	12/11/87
Mike James	Dodgers' 43rd selection in June Free Agent Draft	June 1987
Ramon Martinez	Signed as a free agent	9/1/84
Mike Morgan	Traded to the Dodgers from Baltimore for Mike Devereaux	5/11/89
Jim Neidlinger	Traded to the Dodgers from Pittsburgh for Bill Krueger	10/3/88
Bob Ojeda	Traded to the Dodgers along with Greg Hansell from the New York Mets for Hubie Brooks	12/17/90
Dan Opperman	Dodgers' 1st selection in June Free Agent Draft	June 1987
Zakary Shinall	Dodgers' 29th selection in June Free Agent Draft	June 1987
Fernando Valenzuela	Signed as a free agent	7/6/79
Dave Walsh	Signed as a free agent	1/27/89
John Wetteland	Dodgers' 2nd selection in January Free Agent Draft	January 1985

Catchers

Carlos Hernandez	Signed as a free agent	10/10/84
Barry Lyons	Signed as a free agent	9/12/90
Mike Scioscia	Dodgers' 1st selection in June Free Agent Draft	June 1976

Infielders

Alfredo Griffin	Traded to the Dodgers with Jay Howell from Oakland for Jack Savage, Bob Welch and Matt Young	12/11/87
Jeff Hamilton	Dodgers' 29th selection in June Free Agent Draft	June 1982
Dave Hansen	Dodgers' 2nd selection in June Free Agent Draft	June 1986
Lenny Harris	Traded to the Dodgers with Kal Daniels from Cincinnati for Tim Leary and Mariano Duncan	7/18/89
Mickey Hatcher	Signed as a free agent	4/10/87
Eric Karros	Dodgers' 1st selection in June Free Agent Draft	June 1988
Eddie Murray	Traded to the Dodgers from Baltimore for Brian Holton, Ken Howell and Juan Bell	12/4/88
Jose Offerman	Signed as a free agent	7/24/86
Juan Samuel	Traded to the Dodgers from the New York Mets for Alejandro Pena and Mike Marshall	12/20/89
Mike Sharperson	Traded to the Dodgers from Toronto for Juan Guzman	9/21/87
Greg Smith	Traded to the Dodgers from the Chicago Cubs for Jose Vizcaino	12/14/90

Outfielders

Brett Butler	Signed as a free agent	12/15/90
Braulio Castillo	Signed as a free agent	10/10/85
Kal Daniels	Traded to the Dodgers along with Lenny Harris from Cincinnati for Tim Leary and Mariano Duncan	7/18/90
Jose Gonzalez	Signed as a free agent	8/12/80
Chris Gwynn	Dodgers' 1st selection in June Free Agent Draft	June 1985
Stan Javier	Traded to the Dodgers from Oakland for Willie Randolph	5/13/90
Henry Rodriguez	Signed as a free agent	7/14/85
Darryl Strawberry	Signed as a free agent	11/8/90

TRANSACTIONS

Dodgertown – Vero Beach, FL



*Campos Las Palmas – Guerra, D.N.
República Dominicana*





Dodger Stadium - Los Angeles, CA

1991 DODGER GAME SCHEDULE AND SPECIAL DATES

April

SUN	MON	TUE	WED	THU	FRI	SAT
		1	2	3	4	5
					6	7
8		9	10	11	12	13
14	15	16	17	18	19	20
21	22	23	24	25	26	27
28	29	30				

May

SUN	MON	TUE	WED	THU	FRI	SAT
			1	2	3	4
5	6	7	8	9	10	11
12	13	14	15	16	17	18
19	20	21	22	23	24	25
26	27	28	29	30	31	

June

SUN	MON	TUE	WED	THU	FRI	SAT
						1
2	3	4	5	6	7	8
9	10	11	12	13	14	15
16	17	18	19	20	21	22
23	24	25	26	27	28	29
30						

July

SUN	MON	TUE	WED	THU	FRI	SAT
		1	2	3	4	5
6	7	8	9	10	11	12
13	14	15	16	17	18	19
20	21	22	23	24	25	26
27	28	29	30	31		

August

SUN	MON	TUE	WED	THU	FRI	SAT
				1	2	3
4	5	6	7	8	9	10
11	12	13	14	15	16	17
18	19	20	21	22	23	24
25	26	27	28	29	30	31

September/October

SUN	MON	TUE	WED	THU	FRI	SAT
1	2	3	4	5	6	7
8	9	10	11	12	13	14
15	16	17	18	19	20	21
22	23	24	25	26	27	28
29	30	31				

■ Day Home Game ■ Day Road Game
■ Night Home Game ■ Night Road Game

TV — KTTV/Fox Channel 11
 SC — SportsChannel

Calendar Night

April 5 vs. Angels

Opening Day

April 12 vs. Padres

Collectors

Commemorative

Pin Series

Pin #1 — April 14 vs. Padres

Pin #2 — April 28 vs. Giants

Pin #3 — May 12 vs. Phillies

Pin #4 — June 2 vs. Reds

Pin #5 — June 23 vs. Pirates

Pin #6 — July 7 vs. Braves

Sports Bag Night

April 22 vs. Braves

Baseball Bat & Batting

Glove Night*

April 24 vs. Braves

Baseball Card Night*

April 27 vs. Giants

Autographed Ball Night*

May 10 vs. Phillies

Fielder's Glove Night*

May 15 vs. Expos

Baseball Radio Night*

May 27 vs. Astros

Oldtimers Day

June 16 vs. Cardinals

Beach Towel Night

June 20 vs. Pirates

Helmet Day*

June 22 vs. Pirates

Holiday Fireworks Night

July 5 vs. Braves

Think Blue Week

July 23-31 vs. Phillies,

Expos, Mets

Cap Night

July 23 vs. Phillies

Camera Day

July 28 vs. Expos

Ball Night*

August 15 vs. Astros

Hollywood Stars Night

August 17 vs. Astros

Trading Card Day*

August 18 vs. Astros

Dodger Players'

Family Game

August 20 vs. Padres

Wristwatch Night*

August 29 vs. Pirates

Back Pack Night*

September 2 vs. Cardinals

Ring Day*

September 22 vs. Braves

Team Photo/

Commemorative

Stamp Day

September 28 vs. Giants

Fan Appreciation Day

September 29 vs. Giants

Fireworks Night

October 2 vs. Padres

* Free to all youngsters 14 and under in attendance. Limit one item per person in attendance regardless of tickets held or purchased by that person.

**NOTHING
BEATS
A BUD®**

Bud
KING OF BEERS

This is the famous Budweiser beer we know of all brand produce by any other brewer which costs so much to brew and one our exclusive Beechwood Aging produces a taste a smoothness and a drinkability you will find in no other beer of any price.

THE WORLD
RECOGNIZED



Budweiser
KING OF BEERS

Brewed by our original process
of finest Hops, Rice and Malt
Anheuser-Busch, Inc.