

Los Angeles Dodgers 1993 Media Guide



JACKIE ROBINSON AWARD

1992
A ROOKIE OF THE YEAR
NATIONAL LEAGUE



PRESENTED TO

ERIC KARROS
LOS ANGELES DODGERS

Dodger Rookies of the Year

The Rookie of the Year Award has been a part of the Dodgers' great tradition since the award's inaugural presentation in 1947. Twelve Dodgers have been honored as the top rookie by the Baseball Writers Association of America, easily more than any other major league team. Today, the award is known as the Jackie Robinson Rookie of the Year Award, recognizing the great Brooklyn star and first recipient of the award.

JACKIE ROBINSON, 1947

Avg.	G	AB	R	H	2B	3B	HR	RBI	BB	SO	SB
.297	151	590	125	175	31	5	12	48	74	36	29

DON NEWCOMBE, 1949

W-L	ERA	G	GS	CG	SHO	SV	IP	H	R	ER	BB	SO
17-8	3.17	38	31	19	5*	1	244.1	223	89	86	73	149

JOE BLACK, 1952

W-L	ERA	G	GS	CG	SHO	SV	IP	H	R	ER	BB	SO
15-4	2.15	56	2	1	0	15	142.1	102	40	34	41	85

JIM GILLIAM, 1953

Avg.	G	AB	R	H	2B	3B	HR	RBI	BB	SO	SB
.278	151	605	125	168	31	17	6	63	<u>100</u> *	38	21

FRANK HOWARD, 1960

Avg.	G	AB	R	H	2B	3B	HR	RBI	BB	SO	SB
.268	117	448	54	120	15	2	23	77	32	108	0

JIM LEFEBVRE, 1965

Avg.	G	AB	R	H	2B	3B	HR	RBI	BB	SO	SB
.250	157	544	57	136	21	4	12	69	71	92	3

TED SIZEMORE, 1969

Avg.	G	AB	R	H	2B	3B	HR	RBI	BB	SO	SB
.271	<u>159</u>	590	69	160	20	5	4	46	45	40	5

RICK SUTCLIFFE, 1979

W-L	ERA	G	GS	CG	SHO	SV	IP	H	R	ER	BB	SO
17-10	3.46	39	30	5	1	0	242.0	217	104	93	97	117

STEVE HOWE, 1980

W-L	ERA	G	GS	CG	SHO	SV	IP	H	R	ER	BB	SO
7-9	2.65	<u>59</u>	0	0	0	<u>17</u>	84.2	83	33	25	22	39

FERNANDO VALENZUELA, 1981

W-L	ERA	G	GS	CG	SHO	SV	IP	H	R	ER	BB	SO
13-7	2.48	25	25*	11	8#	0	192.0	140	55	53	61	180

STEVE SAX, 1982

Avg.	G	AB	R	H	2B	3B	HR	RBI	BB	SO	SB
.282	150	<u>638</u>	88	180	23	7	4	47	49	53	<u>49</u>

ERIC KARROS, 1992

Avg.	G	AB	R	H	2B	3B	HR	RBI	BB	SO	SB
.257	149	545	63	140	30	1	20	88	37	103	2

Bold indicates he led the league. Underline indicates Dodger rookie record. + Tied for league lead.

*Major league rookie record. #Co-holds modern major league record.

On the cover: Dodger first baseman Eric Karros was named 1992 National League Rookie of the Year and is pictured with the Jackie Robinson Rookie of the Year Award plaque. The cover photo was taken by Andrew Bernstein & Associates, Inc. in Pasadena, CA.



More publications available at:

www.retroseasons.com/library/

Dodger Directory



Jackie Robinson, 1947



LOS ANGELES DODGERS 1993 MEDIA GUIDE INDEX

Dodger Directory			
Dodger Organization	3-5	Single Season Records	
O'Malley and Claire	6-9	Club	235-237
Retired Uniforms	10	Consecutive	237-238
Manager and Coaches		Game	238-240
Biographies	12-27	Individual	233-235
Trainers and Physical Therapist	28	Team Totals (1958-1992)	249-250
Players		Third Basemen (1958-1992)	272
Birthdays	191	Top Ten Batting and Pitching Career	
40-Man Biographies	30-161	Brooklyn and Los Angeles	240-241
How the 1992 Dodgers		Los Angeles	242-243
were Constructed	189-190	Single Season	
Milestones	190-191	Brooklyn and Los Angeles	243-245
Non-Roster Biographies	164-185	Los Angeles	245-247
Rosters		Won-Lost Breakdown (1958-1992)	248
40-Man	186-187	Year-by-Year Record	232-233
Non-Roster	188	Player Development	
Opponents		First Round Picks and Awards	295
N.L. Directory, Hotels,		Free Agent Draft	294-295
1992 Series Facts and		Minor League Biographies	296-336
Club Statistics	194-205	Minor League Directory	284
Hitters by Park	208-211	Review and Won-Lost Records	285
Last Trade with Each Club	211	Team Notes and 1993 Schedules	286-293
M.L. Baseball Directory	206	Stadium Information	
American League Directory	206	Attendance Records	341-345
Pitchers by Park	207-208	Parking and Seating	340
1992 Season in Review		Rainouts	346
Day-by-Day	219-222	Stadium History	338
Final Dodger Statistics		Tickets and Diamond Vision	339
Batting	216	Media Information	
Pitching	216	BBWAA	354
Club	217	Credential Requests	348
Fielding	217-218	Dodger Broadcasters	349-351, 357
Final Standings	224	Dodger Radio Network	352
Highlights	214-215	Media Directory	355-357
Highs and Lows	218-219	Press Box Personnel	357
Home Runs		Publicity	348
N.L. By Park	228	Regular Season Schedule	368
vs. Dodgers	229	Rules of Interest	358
Last Time It Happened	230	Television Schedules	352-354
National League		Spring Training	
Club Statistics	224-225	Dodgertown	360-361
Departmental Leaders	225-228	Freeway Series	362
Transactions	222-223	Holman Stadium Crowds	362
History and Records		Results	361
All-Star Selections	270-271	Schedule-1993	364
All-Time Dodger Roster	274-281	Statistics-1992	363
Award Winning Dodgers	268	Index to Selected Fillers	
Sporting News Awards	272-273	Active Home Run Leaders	139
M.L. Baseball Awards	273-274	Batting with Bases Loaded	192
Batting Records		Blown Save Definition	164
Hitting For The Cycle	263	Campo Las Palmas	367
Hitting Streaks-All-Time	263	Clinching Dates	93
Hitting Streaks-Los Angeles	263	Distinctly Californian	46
Pinch-Hitting Leaders	263-264	Dodger Presidents	6
100 RBI Club	262	Expansion Draft	161
Top RBI Months	262	Figuring Statistics	229
Two-Hundred Hits	263	Futuro Vivo	61
Fielding Marks-Lifetime	256	Game Times	205
Game Leaders By Position	257	Heavy Hitters	141
Hall of Fame-Dodgers	281	HR By Active Pitchers	68
Hall of Fame Game	282	Home Fields	367
Home Runs		Home Run Explosions	133
Grand Slams	258-259	Home Runs in First Appearance	114
Inside-The-Park	260	Medical Terms	162
Lifetime by N.L. Parks	258	Milestone Victories	343
Team Totals (1958-1992)	257	Minor League Batting Leaders	292
Thirty or More	258	Minor League Pitching Leaders	293
Yearly Leaders at Dodger Stadium	258	No Place Like Home	367
Dodger Batting and Pitching		Opponent Homers in a Day	182
Yearly Leaders (1958-1992)	250-255	Pinch-Hitters	152
Longest Games	266	Pitching Percentage Leaders	50
National League		Pronunciation Guide	345
Dodger Champions	269-270	Rookie of the Year Balloting	117
Gold Gloves	271	Rookie of the Year Stats	IFC
Openers	264	Rookie of the Year by Team	97
Opening Day Lineups	265	Rookie Rule	118
Pitching Records		Runners in Scoring Position	212
No-Hitters	261	Runs in a Game	174
Opponent No-Hitters	261	Save Rule	66
L.A. One-Hitters	261-262	Sports Illustrated Covers	282
L.A. Recent Two-Hitters	262	Spring Training Opponents	346
Saves	260	Stargell Clears Pavilion	58
Twenty Game Winners	260	Stealing 2nd, 3rd and Home	45
Postseason Play		Strikeouts by Dodger Pitchers	109
Championship Series	266-267	Thirty-Thirty Club	336
Division Series	266	Top 100 Companies	358
World Series	267-268		



THE LOS ANGELES DODGERS ORGANIZATION

BOARD OF DIRECTORS

Chairman	Peter O'Malley Harry M. Bardt, Roland Seidler, Mrs. Roland (Terry) Seidler
----------------	---

OFFICERS

President	Peter O'Malley
Vice President, Treasurer	Roland Seidler
Corporate Secretary	Mrs. Roland (Terry) Seidler
Executive Vice President	Fred Claire
Vice President, Campo Las Palmas	Ralph Avila
Vice President, Communications	Tommy Hawkins
Vice President, Finance	Bob Graziano
Vice President, Marketing	Barry Stockhamer
Vice President, Stadium Operations	Bob Smith
Vice President, Ticketing	Walter Nash
Assistant Secretary and General Counsel	Sam Fernandez

BASEBALL OPERATIONS

Executive Vice President	Fred Claire
Director, Minor League Operations	Charlie Blaney
Director, Scouting	Terry Reynolds
Traveling Secretary	Bill DeLury
Administrator, Baseball Operations	Robert Schweppe
Administrative Assistant, Minor League Operations	Luchy Guerra
Data Entry Operator	John Heskett
Secretary to Executive Vice President	Rosalyn Gutierrez
Secretary, Scouting	Dianne Mesa
Secretary, Minor League	Rebecca Aguilar

ACCOUNTING AND FINANCE

Director, Accounting and Finance	Bill Foltz
Financial Projects	Ken Hasemann
Senior Accountant	Bobby Crisostomo
Auditor	Michael Strange
Accounts Payable	Helena Campbell
Payroll	Jesus Dominguez
Jr. Accountant	Angelica Carl
Accounting Assistant	Lylyane Penaranda

ADMINISTRATION

Supervisor, Administrative Services	Linda Cohen
Administrative Services Assistant	George Barajas
Secretary to the President	Danna Barnhart, Tasha Duncan
Secretary, Communications	Robin Savona
Receptionist	Dolores Buonauro, Grace De La Fuente, Willie Saunders, Lucy Valdez
Administrative Staff	Keith Leos

ADVERTISING AND SPECIAL EVENTS

Director, Advertising and Special Events	Paul Kalif
Advertising Coordinator	Chris Henstra
Corporate Account Manager	Lisa Tormino
Corporate Account Assistant	Greg Ashlock
Diamond Vision Producer	Mark Tamar
Diamond Vision Associate Producer	Chris Gutierrez
Special Events Supervisor	Lewis Collins
Special Events Assistant	Melissa Kim
Secretary, Advertising and Special Events	Jane Kelley

BROADCASTING AND PUBLICATIONS

Director, Broadcasting and Publications	Brent Shyer
Broadcasting and Publications Assistant	Sid Robinson
Broadcasting and Publications Assistant	Paul Gomez
Broadcasting and Publications Assistant	Annette Bagley
Coordinator, Radio Network	Dave Van de Walker

COMMUNITY SERVICES

Director, Community Relations	Don Newcombe
Director, Community Services	Monique Brandon
Community Services Administrator	Laura Pierson
Community Services	Roy Campanella
Community Services	Lou Johnson

GROUP SALES

Director, Ticket Marketing	Allan Erselius
Supervisor, Group Sales	Steve Everett
Sales Representative	Carole Anne Brooks
Sales Representative	Jerry Stipo
Office Manager/Corporate Accounts	Barbara Conway

HUMAN RESOURCES

Director, Human Resources and Administration	Irene Tanji
Human Resources Administrator	Sandy Yonemoto
Human Resources Assistant	Leonor R. Romero
Secretary, Human Resources	Juanita Landry

MANAGEMENT INFORMATION SYSTEMS

Director, Data Processing	Mike Mularky
Method and Procedure Analyst	Debbie Lawrence
Senior Program Analyst	Pamela Thompson
Programmer and Analyst	Kevin Wadkins
Computer Specialist	Vincent Valdez
Computer Specialist	David Barish

MARKETING DEPARTMENT

Special Projects Coordinator	Monique La Veau
Secretary, Marketing	Judy Miller

PUBLICITY DEPARTMENT

Director, Publicity	Jay Lucas
Assistant Director, Publicity	Chuck Harris
Assistant, Baseball Information	Dave Tuttle
Assistant, Library Coordinator	Vicky Johnson
Assistant, Media Relations	Ruth Ruiz
Assistant, Publicity	Susan Teel
Assistant, Special Projects	Mike Vizvary
Archivist	John Olguin

STADIUM OPERATIONS

Director, Stadium Operations	Jim Italiano
Stadium Operations Supervisor	Richard Norrbom
Secretary, Stadium Operations	Silvia Villatoro
Dodger Clubhouse Manager	Dave Wright

Visiting Clubhouse Manager	Jerry Turner
Dodger Clubhouse	Mitch Poole, Pete Sandoval
Visiting Clubhouse	Hipolito Murillo
Groundskeeper	Al Meyers, Matt Seymour, Kevin Waters
Security Guards	Arnold Douglas, Turner Dunn, Oscar Garcia, Gilardo Garciacano, Juan Prada, Rico Rivera, Gentry Tallie, Leonardo Velasquez
Gardeners	Juan Lopez, Jorge Ochoa, Petronilo Serna, Jose Luis Toscano, Alfredo Toscano, Ignacio Toscano, Luis Vela
Painters	Hector Mino, Enrique Moreno

TICKETING

Director, Ticket Operations	Debra Duncan
Ticket Manager	Gary Barbée
Customer Service Supervisor	Charlotte McGlone
Day of Event Supervisor	Billy Hunter
Ticketing/Season Parking	Tommy Yamamoto
Secretary	Roxanne Adams
Ticketing	Carolyn Huizenga
Ticketing	Joan Muraska
Ticketing	Carol Barnhart
Ticketing	Titus Wong
Customer Service	Justine Leuty
Ticketing	Shirley Adcock
Ticketing	Edith MacDougall
Customer Service	Tanya Raymo

DODGERTOWN

Managing Director	Craig Callan
Food and Beverage Director	Bruce Callahan
Controller	Joe Beinhower
Grounds Supervisor	Carol Thomas
Assistant General Manager/Conference Center	Richard Nalbandian

MEDICAL STAFF

Club Physicians	Dr. Frank W. Jobe, Dr. Michael F. Mellman, Herndon P. Harding Jr., M.D.
Trainers	Bill Buhler, Charlie Strasser
Physical Therapist	Pat Screnar

GAME PERSONNEL

Public Address Announcer	Pete Arbogast
Press Box Staff	Robert Allen, Alan Namay
Official Scorers	Terry Bales, Larry Kahn
Organist	Nancy B. Hefley

PHOTOGRAPHERS

Team Photographers	Andrew Bernstein, Jon SooHoo, Art Foxall, Kevin Miller, Juan Ocampo
--------------------------	--

LOS ANGELES DODGERS

Dodger Stadium

1000 Elysian Park Avenue, Los Angeles, CA 90012-1199

Phone (213) 224-1500

The 1993 Dodgers Media Guide is published by the Los Angeles Dodgers, Inc., 1000 Elysian Park Avenue, Los Angeles, CA 90012-1199. Copyright © 1993 by the Los Angeles Dodgers, Inc. All rights reserved. Permission to reprint or reproduce any of the enclosed material must be granted in writing by the Los Angeles Dodgers, Inc.

The 1993 Dodgers Media Guide was written and compiled by the publicity and publications departments. It is based on information available through February 12, 1993.

Editors: Jay Lucas, Brent Shyer and Charles Harris. **Associate Editors:** Dave Tuttle, Paul Gomez and Annette Bagley. **Contributors:** Sid Robinson, Mike Vizvary, Robert Schweppe, John Olguin, Greg Flores, Vicky Johnson, Susan Teel and Ruth Ruiz. **Photography:** Bernstein Associates, Inc. **Additional photography:** Barry Howe. **Design & Typography:** RLR, Pasadena, CA. **Printing:** ColorGraphics, Los Angeles, CA.

PETER O'MALLEY, President

O'Malley, who begins his 24th year as president of the Los Angeles Dodgers, was appointed March 17, 1970 and holds the distinction as the longest active president in Major League Baseball. This season also marks the 44th year of the O'Malley's family ownership of the club. The late Walter O'Malley served as president of the Dodgers from 1950-1970.



During Peter O'Malley's tenure as president, the Dodgers have enjoyed tremendous success finishing first or second 16 times in 23 years. O'Malley began his career with the Dodgers in January of 1962, when he was named Director of Dodgertown, the Dodgers' spring training camp in Vero Beach, Florida. He was appointed president and general manager of the Spokane Indians in January of 1965, the Dodgers' triple-A farm club of the Pacific Coast League. O'Malley moved to Los Angeles in January of 1967 when he was named vice president of stadium operations. Two years later he was appointed executive vice president.

O'Malley studied at LaSalle Military Academy in Oakdale, NY. He majored in Business Law at the Wharton School of Business and Finance at the University of Pennsylvania and graduated with a Bachelor of Science degree in Economics in 1960.

O'Malley has enthusiastically supported international baseball at both the amateur and professional levels. The Los Angeles Dodgers have sent players and coaches to many countries and hosted numerous baseball exchanges both at Dodgertown in Vero Beach, Florida and in Los Angeles. O'Malley has played an active role in developing baseball and goodwill in Japan, People's Republic of China, Mexico, Korea, Nicaragua, Chinese Taipei, Russia and the Dominican Republic. The tradition continues when the Samsung Lions baseball team from Korea will make their third visit to Dodgertown in February of 1993.

O'Malley is also committed to involvement in the Los Angeles community. He is a member of the Music Center of Los Angeles County board of Governors, a director of the Los Angeles World Affairs council, a member of the Board of Directors of the Los Angeles-Guangzhou (People's Republic of China) Sister City Association, a member of the Board of Directors of *The Tidings* newspaper, a member of the Amateur Athletic Foundation and a member of the Police Memorial Foundation.

In addition, he is the President of the Little League Baseball Foundation in Williamsport, PA, a Director of the Jackie Robinson Foundation in New York and also serves on a number of committees in baseball. In 1992, O'Malley received the first distinguished Little League Ambassador Award at the 19th International Congress of Little League Baseball in Boston. At the conclusion of the 1991 season, O'Malley was honored as the Corporate Executive of the Year by the United States Baseball Federation.

DODGER PRESIDENTS

1890-1897	Charles H. Byrne
1898-1924	Charles H. Ebbets
1925	Edward J. McKeever
1925-1929	Wilbert Robinson
1930-1932	Frank B. York
1933-1938	Stephen W. McKeever
1938-1942	Leland S. "Larry" MacPhail
1942-1950	Branch Rickey
1950-1970	Walter O'Malley
1970-Present	Peter O'Malley

FRED CLAIRE, Executive Vice President

Claire begins his 25th season with the Dodgers and his seventh in charge of player personnel decisions. The Dodger general manager is second in continuous active service time for National League GM's; only Dal Maxvill (Cardinals) has served in the same position longer. Since his appointment in April of 1987, Claire has been one of baseball's



most active general managers including the past offseason when he acquired Jody Reed, Tim Wallach, Todd Worrell and Cory Snyder. Claire added the services of Eric Davis, Tom Candiotti, Todd Benzinger, Kip Gross for the 1992 season and Darryl Strawberry, Brett Butler, Bob Ojeda, Kevin Gross and John Candelaria in 1991. In fact, 17 players on the current 40-man roster have been acquired by Claire either through trades or free agent signings.

In only Claire's second season as head of player personnel duties, the Dodgers won the 1988 World Championship with several key players he acquired including Kirk Gibson, Mickey Hatcher, Rick Dempsey and Tim Belcher. Following the season Claire was named as *The Sporting News* "Executive of the Year." Claire became the fifth Dodger executive in history to win the honor joining Larry McPhail (1939), Branch Rickey (1947), Walter O'Malley (1955) and Buzzie Bavasi (1959).

Appointed to executive vice president in October of 1982, Claire became the first executive vice president since Peter O'Malley served in the same capacity during the 1969-70 seasons.

Claire joined the Dodgers in 1969 when he began his tenure as the director of publicity. He was appointed vice president, public relations and promotions, in February of 1975. Under Claire's leadership, the public relations and marketing departments received the Diogenes Award for ethics in marketing by the Sales and Marketing Executives Association of Los Angeles and was saluted for achievements in marketing by Major League Baseball and the Advertising Club of Los Angeles. Claire received the Robert O. Fishel Award in 1986, an award presented annually to a major league baseball executive for public relations excellence.

Prior to joining the Dodgers, Claire spent 12 years in the newspaper field as a sports editor, columnist and baseball writer with the *Long Beach Press Telegram*, the *Pomona Progress Bulletin* and the *Whittier News*. Claire is a 1957 graduate of San Jose State University with a Bachelor of Arts degree in Journalism. He also holds an Associate of Arts degree from Mt. San Antonio College and has been honored by the college as an outstanding alumnus. Claire also attended El Camino College and in January of 1989, was named the college's first alumnus of the year. In January of 1990, Claire received the Award of Honor from the American Baseball Coaches Association. Claire has served major league baseball as a member of the Board of Directors of Baseball Properties, as a member of the broadcast advisory group, and as a member of the Baseball Operations Committee.

**LONGEST CURRENT ACTIVE SERVICE TIME,
NATIONAL LEAGUE GENERAL MANAGERS**

- | | |
|---------------------------|----------------|
| 1. Dal Maxvill, Cardinals | Feb. 25, 1985 |
| 2. FRED CLAIRE, Dodgers | April 16, 1987 |
| 3. Bill Wood, Astros | Dec. 7, 1987 |
| 4. Lee Thomas, Phillies | June 21, 1988 |
| 5. Joe McIlvaine, Padres | Oct. 2, 1990 |

CLAIRE AS GENERAL MANAGER

- April 10, 1987:** Signed Mickey Hatcher as a free agent.
- April 13, 1987:** Signed pitcher Pete Ladd as a free agent.
- May 6, 1987:** Acquired catcher Orlando Mercado from Detroit in exchange for right-hand pitcher Balvino Galvez.
- May 22, 1987:** Acquired outfielder John Shelby and left-hand pitcher Brad Havens from the Baltimore Orioles in exchange for right-hand pitcher Tom Niedenfuer.
- June 12, 1987:** Signed outfielder Danny Heep as a free agent. Heep was a re-entry free agent who signed after the June Free Agent Draft and compensation was not required.
- June 19, 1987:** Acquired infielder Phil Garner from the Houston Astros in exchange for left-hand pitcher Jeff Edwards.
- June 23, 1987:** Acquired left-hand pitcher Bill Krueger from the Oakland A's in exchange for right-hand pitcher Tim Meeks.
- July 10, 1987:** Signed outfielder Tito Landrum as a free agent.
- August 13, 1987:** Signed right-hand pitcher Ron Davis as a free agent.
- August 17, 1987:** Acquired infielder Glenn Hoffman from the Boston Red Sox for a player to be named later. Right-hand pitcher Bill Bartels was assigned to Boston.
- August 29, 1987:** Acquired right-hand pitcher Tim Belcher from the Oakland A's in exchange for left-hand pitcher Rick Honeycutt.
- September 21, 1987:** Acquired infielder Mike Sharperson from the Toronto Blue Jays in exchange for right-hand pitcher Juan Guzman.
- December 11, 1987:** Acquired infielder Alfredo Griffin, right-hand pitcher Jay Howell, and left-hand pitcher Jesse Orosco in a three-team deal with the Oakland A's and the New York Mets for right-hand pitcher Bob Welch, right-hand pitcher Jack Savage, and left-hand pitcher Matt Young.
- December 16, 1987:** Signed outfielder Mike Davis as a type "B" free agent. The Oakland A's selected catcher Wynn Beck in the second round of the 1988 June Free Agent Draft as amateur compensation.
- January 5, 1988:** Signed right-hand pitcher Don Sutton as a free agent.
- January 29, 1988:** Signed outfielder Kirk Gibson as an uncompensated free agent.
- April 1, 1988:** Acquired catcher John Gibbons from the New York Mets in exchange for infielder Craig Shipley.
- April 5, 1988:** Signed left-hand pitcher Ray Searage as a free agent.
- July 1, 1988:** Signed right-hand pitcher Mario Soto as a free agent.
- August 16, 1988:** Acquired left-hand pitcher John Tudor from the St. Louis Cardinals in exchange for outfielder Pedro Guerrero.
- August 31, 1988:** Acquired left-hand pitcher Ricky Horton from the Chicago White Sox in exchange for right-hand pitcher Shawn Hillegas.
- October 3, 1988:** Acquired right-hand pitcher Jim Neidlinger from the Pittsburgh Pirates in exchange for left-hand pitcher Bill Krueger.
- December 4, 1988:** Acquired first baseman Eddie Murray from the Baltimore Orioles in exchange for infielder Juan Bell, right-hand pitcher Brian Holton, and right-hand pitcher Ken Howell.
- December 5, 1988:** Acquired right-hand pitcher Christopher Jones from the Syracuse (Toronto) club and right-hand pitcher Jeff Fischer from the Indianapolis (Montreal) club for \$50,000 in the major league winter draft.
- December 10, 1988:** Signed infielder Willie Randolph as an uncompensated free agent.
- March 11, 1989:** Acquired right-hand pitcher Mike Morgan from the Baltimore Orioles in exchange for outfielder Mike Devereaux.
- July 18, 1989:** Acquired outfielder Kal Daniels and infielder Lenny Harris from the Cincinnati Reds in exchange for Mariano Duncan and Tim Leary.
- July 18, 1989:** Acquired outfielder Billy Bean from the Detroit Tigers in exchange for first

- baseman Domingo Michel and outfielder Steve Green.
- November 9, 1989:** Acquired right-hand pitcher Jeff Bittiger in exchange for infielder Tracy Woodson.
- December 7, 1989:** Signed free agent right-hand pitcher Jim Gott.
- December 20, 1989:** Acquired infielder Juan Samuel from the New York Mets for outfielder Mike Marshall and pitcher Alejandro Peña.
- December 21, 1989:** Signed outfielder Hubie Brooks as a free agent.
- December 21, 1989:** Signed right-hand pitcher Mike Maddux as a free agent.
- January 26, 1990:** Signed left-hand pitcher Pat Perry as a free agent.
- April 1, 1990:** Acquired left-hand pitcher Terry Wells from the Houston Astros in exchange for Franklin Stubbs.
- May 13, 1990:** Acquired outfielder Stan Javier in exchange for second baseman Willie Randolph.
- September 13, 1990:** Acquired left-hand pitcher Dennis Cook in exchange for catcher Darrin Fletcher.
- September 21, 1990:** Signed catcher Barry Lyons as a free agent.
- October 1, 1990:** Acquired right-hand pitcher Mike Wilkins from the Toledo club (Detroit) in exchange for left-hand pitcher Mike Munoz.
- November 8, 1990:** Signed outfielder Darryl Strawberry as a free agent.
- December 3, 1990:** Signed right-hand pitcher Kevin Gross as a free agent.
- December 14, 1990:** Acquired infielder Greg Smith from the Chicago Cubs in exchange for infielder Jose Vizcaino.
- December 15, 1990:** Signed outfielder Brett Butler as a free agent.
- December 15, 1990:** Acquired left-hand pitcher Bob Ojeda and right-hand pitcher Greg Hansell from the New York Mets in exchange for outfielder Hubie Brooks.
- December 20, 1990:** Acquired catcher Bert Heffernan from the Milwaukee Brewers in exchange for right-hand pitcher Darren Holmes.
- December 29, 1990:** Acquired left-hand pitcher David Lynch and right-hand pitcher Steve Allen from the Texas Rangers in exchange for left-hand pitcher Jim Poole.
- March 25, 1991:** Signed left-hand pitcher John Candelaria as a free agent.
- March 26, 1991:** Signed catcher Gary Carter as a free agent.
- July 3, 1991:** Acquired outfielder Mitch Webster from Pittsburgh in exchange for outfielder Jose Gonzalez.
- July 31, 1991:** Acquired right-hand pitcher Roger McDowell from Philadelphia for pitcher Mike Hartley and outfielder Braulio Castillo.
- September 6, 1991:** Acquired left-hand pitcher Steve Wilson from the Cubs on waivers and sent pitcher Jeff Hartstock to the Cubs as compensation.
- November 27, 1991:** Acquired outfielder Eric Davis and right-hand pitcher Kip Gross from Cincinnati for pitchers Tim Belcher and John Wetteland.
- December 3, 1991:** Signed free agent right-hand pitcher Tom Candiotti.
- December 11, 1991:** Acquired right-hand pitcher Rudy Seanez from Cleveland for pitchers Dennis Cook and Mike Christopher.
- December 11, 1991:** Acquired infielder Todd Benzinger from Kansas City for outfielder Chris Gwynn and infielder Domingo Mota.
- June 27, 1992:** Acquired left-hand minor league pitcher Mike Sodders from the Chicago Cubs in exchange for outfielder Kal Daniels.
- July 2, 1992:** Acquired left-hand pitcher Steve Searcy and minor league outfielder Julio Peguero from the Philadelphia Phillies in exchange for Stan Javier.
- November 17, 1992:** Acquired infielder Jody Reed from the Colorado Rockies in exchange for right-hand pitcher Rudy Seanez.
- December 5, 1992:** Signed free agent infielder/outfielder Cory Snyder.
- December 9, 1992:** Signed free agent right-hand pitcher Todd Worrell.
- December 24, 1992:** Acquired infielder Tim Wallach from the Montreal Expos in exchange for minor league infielder Tim Barker.

BROOKLYN AND LOS ANGELES RETIRED UNIFORMS

Pee Wee Reese
Uniform
was retired on
July 1, 1984



1

Duke Snider
Uniform
was retired on
July 6, 1980



4

Jim Gilliam
Uniform
was retired on
October 10, 1978



19

Walter Alston
Uniform
was retired on
June 5, 1977



24

Sandy Koufax
Uniform
was retired on
June 4, 1972



32

Roy Campanella
Uniform
was retired on
June 4, 1972



39

Jackie Robinson
Uniform
was retired on
June 4, 1972



42

Don Drysdale
Uniform
was retired on
July 1, 1984




53

Manager and Coaches



Don Newcombe, 1949



TOM LASORDA

MANAGER

Height: 5-9 **Weight:** 185
Threw and Batted: Left-handed
Birth Date: September 22, 1927
Birthplace: Norristown, PA
Date Appointed: September 29, 1976
Wife's Name and Wedding Date:
 Jo, April 14, 1950
Children: Laura


2

THE SKIPPER...

- ◆ Begins his 44th year in the Dodger organization and his 17th as manager of Los Angeles...he also served 11 years as a player, four years as a scout, eight years as a minor league manager and four years as a Dodger coach (1973-76).
- ◆ Named the Dodger manager on Sept. 29, 1976 as longtime manager WALTER ALSTON announced his retirement after managing the Dodgers for 23 years...Lasorda trails only Alston (2,042 wins) and WILBERT ROBINSON (18 years, 1,375 wins) in length of service and wins as a Dodger manager.
- ◆ Lasorda has a lifetime major league record of 1,339-1,199 for a winning percentage of .528, ranking him 22nd on the all-time list for managers with over 1,000 wins.
- ◆ In 16 years at the Dodger helm, Lasorda has guided his team to two World Championships, four N.L. pennants and six Western Division titles.

THE DEAN WITH THE TEAM...

- ◆ Lasorda is the "dean" of active major league managers for consecutive service with one team (16 seasons).
- ◆ His 1,339 wins place him second among all active managers, behind SPARKY ANDERSON (1,996) and 21st overall.
- ◆ Has managed a total of 2,538 major league games, which is also second to Anderson (3,607) among active managers and is 21st overall.
- ◆ Lasorda's 16 years as Dodger manager ranks second among all active coaches in professional sports (baseball, basketball, football and hockey), in head coaching tenure only behind DON SHULA of the Miami Dolphins (23 years in the NFL).
- ◆ In Lasorda's 16 years as manager of the Dodgers, there have been over 165 major league managerial changes.

IN THE RECORD BOOKS...

- ◆ He has a lifetime major league record of 1,339-1,199.
- ◆ Managed his 2,500th game on Aug. 23, 1992 vs. Chicago, a 4-2 Cub win at Dodger Stadium.
- ◆ Managed his 2,000th game on Aug. 2, 1989 vs. San Francisco, a 7-4 Dodger win.
- ◆ Won his 1,000th game as a Dodger skipper in a 4-2 victory on Aug. 27, 1988 at Philadelphia...became the 38th manager in major league history to record 1,000 victories.

POSTSEASON ACTION...

- ◆ Lasorda has managed in four World Series (1977, 1978, 1981, 1988) and six League Championship Series (1977, 1978, 1981, 1983, 1985, 1988).
- ◆ The Dodgers have split the four World Series skippered by Lasorda, winning in 1981 and 1988.
- ◆ He has managed the Dodgers to a 4-2 record in LCS play and is tied with WHITEY HERZOG for the most LCS games managed in baseball at 30...he also holds the major league record by managing the Dodgers to 16 wins in LCS games.

MANAGING THE ALL-STARS...

- ◆ Lasorda has guided the N.L. All-Stars on six occasions: 1978, 1979, 1982, 1984, 1986, 1989.
- ◆ Is 4-2 in All-Star games managed, including winning his first four games.

MANAGER OF THE YEAR AWARDS...

- ◆ Lasorda garnered several postseason accolades following the 1988 season, being named N.L. Manager of the Year by *Baseball America* and Co-Manager of the Year by *The Sporting News*.
- ◆ Was United Press International and Associated Press Manager of the Year in 1977.
- ◆ Also earned AP Manager of the Year honors in 1981.

LASORDA LEADS 1988 TEAM TO TITLE...

- ◆ Lasorda guided the underdog Dodgers to the World Championship over the Oakland A's (4-1).
- ◆ Also, guided the Dodgers to a seven-game National League Championship Series triumph over the New York Mets, a team that had defeated the Dodgers 10 out of 11 times during the regular season.

THE FIRST TWO YEARS...

- ◆ In 1977, Lasorda became only the 19th manager in major league history to win a league title in the first year of managing in the majors.
- ◆ Repeated the league title in 1978 and thus became only the second manager in N.L. history to win league titles in his first two full years of managing...the only other to do it in the N.L. was St. Louis' GABBY STREET in 1931...A.L. managers to accomplish the feat are Detroit's MICKEY COCHRANE, Washington's BUCKY HARRIS, New York's RALPH HOUK, Detroit's HUGHIE JENNINGS and Baltimore's EARL WEAVER.

1981 WORLD CHAMPIONSHIP...

- ◆ The Dodgers had the best record in baseball (36-21) in the first half of the 1981 season and finished with the third best overall mark (63-47).

THE OTHER SEASONS...

- ◆ The 1992 Dodgers suffered through a multitude of injuries and finished with a 63-99 record.
- ◆ In 1991, the Dodgers finished with a 93-67 record and battled the Atlanta Braves for the N.L. West title, until being eliminated on the 161st game of the season...the 93 wins represent the second time in four seasons that a Lasorda-managed team has posted at least 90 wins.
- ◆ The 1990 Dodgers were unable to catch the fast-starting Cincinnati Reds, but did make a race of the West by notching the best record in the N.L. after the All-Star break (47-34) earning a second place finish...Lasorda finished third in the Manager of the Year balloting by the Baseball Writers Association of America.
- ◆ 1989 was a let down after a storybook 1988 campaign as the Dodgers finished fourth (77-83)...the 1986 and 1987 seasons were disappointments, as the Dodgers had identical records of 73-89.
- ◆ In 1985, the Dodgers won the West and took a 2-0 lead on St. Louis in the NLCS, only to lose in six games.
- ◆ The Dodgers finished in fourth place in 1984 with a 79-83 record.

- ◆ The Dodgers won the West in 1983, but lost in four games to the Philadelphia Phillies in the NLCS, a team they had beaten 11 times in 12 games during the regular season.
- ◆ The Dodgers set an all-time National League record of 3.6 million in attendance in 1982, but finished in second place, one game behind Atlanta.
- ◆ In 1980, Lasorda's team battled back in the last three days of the season, sweeping a three-game series from the first place Houston Astros to force a one-game playoff...the Dodgers lost the playoff game at home to the Astros, 7-1...only four teams in the majors had a better record than the Dodgers (Houston, New York Yankees, Baltimore Orioles and Kansas City Royals).
- ◆ Riddled by injuries in 1979, the Dodgers suffered through a 36-57 first half that saw the club 17.5 games out of first place, only to rebound and finish with a 43-26 record and a .623 second half, second only to the World Champion Pittsburgh Pirates (52-25).

THE MINOR LEAGUES...

- ◆ In Lasorda's eight years of managing in the minors, he won five pennants.
- ◆ Spent his first four seasons with Pocatello and Ogden of the Pioneer League and he had a pennant-winning club the last three years.
- ◆ In three seasons as the manager of Spokane of the Pacific Coast League (1969-71) his club never finished lower than third.
- ◆ In 1970 Lasorda was voted the "Minor League Manager of the Year" award by *The Sporting News* as his team won by 26 games.
- ◆ Lasorda managed at Albuquerque (AAA) in 1972 and his team finished in first place with a 92-56 record...they went on to win the Pacific Coast League championship three games to one over Eugene.
- ◆ Some of the players that Lasorda managed in the minors and sent on to the major leagues include: BILL BUCKNER, RON CEY, JOE FERGUSON, STEVE GARVEY, TOM PACIOREK, LARRY HISLE, CHARLIE HOUGH, VON JOSHUA, DAVEY LOPES, DOUG RAU, BILL RUSSELL and STEVE YEAGER.

LASORDA'S PLAYING CAREER...

- ◆ Lasorda's career as a major league pitcher consisted of two seasons with the Dodgers (1954 and 1955) and one year with Kansas City (1956) ...he pitched in four games for the 1955 Dodgers, the first Dodger team ever to win a World Championship.
- ◆ He pitched in a total of 26 games and compiled a record of 0-4, all the decisions with Kansas City.
- ◆ The southpaw once struck out 25 batters in a 15-inning game while pitching for the Schenectady Blue Jays against Amsterdam in 1948.
- ◆ He holds the all-time International League record for career wins at 125 for the Montreal Royals.

PERSONAL...

- ◆ Spends much of his offseason spreading baseball goodwill and encouragement to thousands as he makes upwards of 100 speeches and appearances to various charities, armed forces and private groups.
- ◆ Lasorda and SPARKY ANDERSON were named recipients of the first Milton Richman Memorial Award by the Association of Professional Baseball Players of America.
- ◆ Lasorda and his wife, Jo, reside in Fullerton.
- ◆ Currently involved in plans to build a gymnasium at Yorba Linda Friends Church in memory of their son, Tom Jr.
- ◆ Received the Humanitarian Award from the Philadelphia BBWAA chapter in January of 1993.

THOMAS CHARLES LASORDA

Year	Club	W-L	ERA	G	GS	CG	SHO	SV	IP	H	R	ER	BB	SO
1945	Concord	3-12	4.09	27	13	6	0	-	121.0	115	84	55	100	91
1946-1947	Dover	(in military service)												
1948	Schenectady	9-12	4.64	32	18	11	0	-	192.0	180	122	99	153	195
1949	Greenville	7-7	2.93	45	15	6	0	-	178.0	141	81	58	138	151
1950	Montreal	9-4	3.70	31	17	7	0	-	146.0	136	73	60	82	85
1951	Montreal	12-8	3.49	31	21	11	1	-	165.0	145	75	64	87	80
1952	Montreal	14-5	3.66	33	27	12	5	-	182.0	156	90	74	93	77
1953	Montreal	17-8	2.81	36	29	12	3	-	208.0	171	77	65	94	122
1954	Montreal	14-5	3.51	23	21	13	1	-	154.0	142	66	60	79	75
	Brooklyn	0-0	5.00	4	0	0	0	0	9.0	8	5	5	5	5
1955	Brooklyn	0-0	13.50	4	1	0	0	0	4.0	5	6	6	6	4
	Montreal	9-8	3.27	22	21	11	3	-	143.0	125	58	52	62	92
1956	Kansas City	0-4	6.20	18	5	0	0	1	45.0	40	38	31	45	28
	Denver	3-4	4.99	16	13	2	0	-	83.0	94	54	46	34	54
1957	Denver	0-2	-	6	-	-	-	-	-	-	-	-	-	-
	Los Angeles	7-10	3.90	29	20	5	1	-	132.0	134	73	57	59	72
1958	Montreal	18-6	2.50	34	31	16	5	-	230.0	191	77	64	76	126
1959	Montreal	12-8	3.83	29	28	10	2	-	188.0	192	93	80	77	64
1960	Montreal	2-5	8.20	12	10	1	0	-	45.0	79	48	41	24	17
NL Totals-2 years		0-0	7.62	8	1	0	0	0	13.0	13	11	11	11	9
AL Totals-1 year		0-4	6.20	18	5	0	0	1	45.0	40	38	31	45	28
ML Totals-3 years		0-4	6.52	26	6	0	0	1	58.0	53	49	42	56	37

RECORD AS MANAGER

Year	Club	Position	W-L	Year	Club	Position	W-L
1965	Pocatello	Second	33-33	1982	Los Angeles	Second (W)	88-74
1966	Ogden	First	39-27	1983	Los Angeles	First (W)	91-71
1967	Ogden	First	41-25	1984	Los Angeles	Fourth (W)	79-83
1968	Ogden	First	39-25	1985	Los Angeles	First (W)	95-67
1969	Spokane	Second (N)	71-73	1986	Los Angeles	Fifth (W)	73-89
1970	Spokane	First (N)	94-52	1987	Los Angeles	Fourth (W)	73-89
1971	Spokane	Third (N)	69-76	1988 Los Angeles	First (W)	94-67	
1972	Albuquerque	First (E)	92-56	1989	Los Angeles	Fourth (W)	77-83
1977	Los Angeles	First (W)	98-64	1990	Los Angeles	Second (W)	86-76
1978	Los Angeles	First (W)	95-67	1991	Los Angeles	Second (W)	93-69
1979	Los Angeles	Third (W)	79-83	1992	Los Angeles	Sixth (W)	63-99
1980	Los Angeles	Second (W)	92-71				
1981 Los Angeles							
	1st Half	First (W)	36-21				
	2nd Half	Fourth (W)	27-26				

Bold indicates World Championship

CHAMPIONSHIP SERIES RECORD

Year	Club	W-L	Year	Club	W-L
1977	Los Angeles vs. Philadelphia	3-1	1983	Los Angeles vs. Philadelphia	1-3
1978	Los Angeles vs. Philadelphia	3-1	1985	Los Angeles vs. St. Louis	2-4
1981	Los Angeles vs. Montreal	3-2	1988	Los Angeles vs. New York	4-3

WORLD SERIES RECORD

Year	Club	W-L	Year	Club	W-L
1977	Los Angeles vs. New York	2-4	1981	Los Angeles vs. New York	4-2
1978	Los Angeles vs. New York	2-4	1988	Los Angeles vs. Oakland	4-1

DODGERS' ALL-TIME MANAGERS WON-LOST LIST

Manager	Years	Games	Won	Lost	Pct.
Alston, Walter	1954-76	23	3657	2042	.558
Robinson, Wilbert	1914-31	18	2716	1375	.506
Lasorda, Tom	1977-present	16	2538	1339	.528
Durocher, Leo	1939-46, 48	9	1305	740	.565
Hanlon, Ned	1899-1905	7	981	498	.508
Shotton, Burt	1947-50	4	541	326	.603
Dressen, Charlie	1951-53	3	464	298	.642
Foutz, Dave	1893-96	4	521	264	.507
Dahlen, Bill	1910-13	4	606	251	.414
Stengel, Casey	1934-36	3	459	208	.453
Donovan, Patsy	1906-08	3	454	184	.405
Ward, John Montgomery	1891-92	2	291	156	.536
Carey, Max	1932-33	2	307	146	.476
Grimes, Burleigh	1937-38	2	302	131	.434
McGunnigle, William	1890	1	129	86	.667
Barnie, William	1897-98	2	167	76	.455
Lumley, Harry	1909	1	153	55	.359
Ebbets, C. H.	1898	1	106	38	.358
Griffin, Mike	1898	1	4	1	.250
Sukeforth, Clyde	1947	1	1	1	1.000

LOS ANGELES DODGER COACHES 1958-1992

Name	Years	Name	Years
Adams, Red	1969-1980	Hines, Ben	1985-1986, 1988-present
Amalfitano, Joe	1983-present	Lasorda, Tom	1973-1976
Basgall, Monty	1973-1986	Lefebvre, Jim	1978-1979
Becker, Joe	1958-1964	Mota, Manny	1980-present
Beringer, Carroll	1967-1972	Mulleavy, Greg	1958-1960, 1962-1964
Bragan, Bobby	1960	Ozark, Danny	1965-1972, 1980-1982
Bryant, Clay	1961	Perranoski, Ron	1981-present
Cresse, Mark	1974-present	Phillips, Lefty	1965-1968
Dressen, Charlie	1958-1959	Reese, Pee Wee	1959
Durocher, Leo	1961-1964	Reiser, Pete	1960-1964
Ferguson, Joe	1988-present	Roenicke, Ron	1992-present
Gilliam, Jim	1965-1978	Russell, Bill	1987-1991
Gomez, Preston	1965-1967, 1977-1979	Walker, Dixie	1970-1974
Hartsfield, Roy	1969-1972	Walker, Rube	1958

PROFESSIONAL HEAD COACHES WITH THE LONGEST TENURES

Coach, Team	Sport	Hired	Seasons
Don Shula, Miami Dolphins	Football	Feb. 18, 1970	23
Tom Lasorda, L.A. Dodgers	Baseball	Sept. 29, 1976	16
Sparky Anderson, Detroit Tigers	Baseball	June 12, 1979	13.5
Joe Gibbs, Washington Redskins	Football	Jan. 13, 1981	12

BO AMALFITANO

COACH

Height: 5-11 Weight: 173
 Threw and Batted: Right-handed
 Birth Date: January 23, 1934
 Birthplace: San Pedro, CA
 Date Appointed: January 1, 1983
 Wife's Name and Wedding Date:
 Kay, October 30, 1982



8

EXPERIENCED MAJOR LEAGUE COACH...

- ◆ Begins 39th season in professional baseball, 25th as a major league coach.
- ◆ His 25 years as a major league coach is the longest current tenure for coaches in the major leagues.
- ◆ Has been the Dodgers' third base coach for 10 seasons (since 1983).

ALL-STAR COACHING...

- ◆ Three times (1979, 1982, and 1989) has been selected to coach in the All-Star Game, representing the N.L. team.

POSTSEASON ACTION...

- ◆ Has appeared in two World Series, as a player in 1954 with the New York Giants and in 1988 as a coach with the Dodgers.

AMALFITANO'S MANAGERIAL CAREER...

- ◆ Managed part of three seasons with the Chicago Cubs (1979-1981) and compiled a 66-116 record.
- ◆ Was the Cubs' interim manager (2-5) at the end of the 1979 season, after HERMAN FRANKS resigned on Sept. 24.
- ◆ Managed the Cubs the last half of the 1980 season, taking over for PRESTON GOMEZ on July 25 with the club in last and went 26-46 to close out the season.
- ◆ Was the Cubs' manager for the entire strike-shortened 1981 season in which Chicago finished 38-65.

EARLY COACHING DAYS...

- ◆ Has been a major league coach with five National League teams: Chicago (1967-71, 1978-80), San Francisco (1972-75), San Diego (1976-77), Cincinnati (1982), Los Angeles (1983-present).

PLAYING CAREER...

- ◆ Played 10 seasons in the majors and compiled a .244 career batting average.
- ◆ Played infield for the Giants in New York (1954-1955) and in San Francisco (1960-61 and 1963).
- ◆ Also played in the majors for Houston (1962) and the Chicago Cubs (1964-1967).

PERSONAL...

- ◆ Actively involved in the community of San Pedro...helps support the Casa Youth Shelter.

- ◆ Graduated from the University of Southern California with a Business Administration degree.
- ◆ Enjoys sport fishing.
- ◆ Active in the Boys Club of America Program.
- ◆ Was the second to last out in Sandy Koufax's perfect game on Sept. 9, 1965 vs. Chicago.
- ◆ Considers himself a movie buff and one of his favorite movies is "Dances With Wolves."

JOHN JOSEPH AMALFITANO

Year	Club	Avg.	G	AB	R	H	2B	3B	HR	RBI	BB	SO	SB
1954	New York (NL)	.000	9	5	2	0	0	0	0	0	0	4	0
1955	New York (NL)	.227	36	22	8	5	1	1	0	1	2	2	0
1956	Minneapolis	.256	44	121	23	31	4	1	0	8	25	16	3
1956	Johnstown	.292	64	257	36	75	14	2	4	30	23	37	3
1957	Dallas	.292	98	359	40	105	14	6	3	27	23	33	2
1958	Phoenix	.285	114	372	62	106	28	4	9	51	25	46	2
1959	Toronto	.308	115	380	62	117	19	6	7	43	55	44	2
1960	San Francisco	.277	106	328	47	91	15	3	1	27	26	31	2
1961	San Francisco	.255	109	384	64	98	11	4	2	23	44	59	7
1962	Houston	.237	117	380	44	90	12	5	1	27	45	43	4
1963	San Francisco	.175	54	137	11	24	3	0	1	7	12	18	2
	Tacoma	.233	24	86	8	20	4	0	1	12	8	11	1
1964	Chicago (NL)	.241	100	324	51	78	19	6	4	27	40	42	2
1965	Chicago (NL)	.271	67	96	13	26	4	0	0	8	12	14	2
1966	Chicago (NL)	.158	41	38	8	6	2	0	0	3	4	10	0
	Tacoma	.242	17	66	9	16	4	0	1	4	5	11	0
1967	Chicago (NL)	.000	4	1	0	0	0	0	0	0	0	1	0
ML Totals-10 years		.244	643	1715	248	418	67	19	9	123	185	224	19

RECORD AS MANAGER

Year	Club	Position	W-L	Year	Club	Position	W-L
1979	Chicago (NL)	Fifth (E)	2-5	1981	Chicago (NL)	Sixth (E)	38-65
1980	Chicago (NL)	Sixth (E)	26-46				

MARK CRESSE

COACH

Height: 6-3 **Weight:** 220
Threw and Batted: Right-handed
Birth Date: September 21, 1951
Birthplace: St. Albans, NY
Date Appointed: January 1, 1974
Wife's Name and Wedding Date:
 Jean Ann, February 18, 1977
Children: Bradley Garrett (7-31-78)



58

- ◆ Begins his 17th season as the bullpen coach for the Los Angeles Dodgers.
- ◆ Began with the Dodgers in 1974 as a bullpen catcher for then-manager WALTER ALSTON.

- ◆ Named as the Dodgers' bullpen coach in 1977 by manager TOMMY LASORDA...is in charge of scheduling the pregame practices as well as coordinating the pitchers in the bullpen and instructing the catchers.

ALL-STAR COACHING ASSIGNMENTS...

- ◆ Has been on the N.L. coaching staff for five All-Star games — 1975, 1978, 1979, 1982 and 1989.

WORLD SERIES COACHING ASSIGNMENTS...

- ◆ Has been a member of the Dodgers coaching staff for five World Series — 1974, 1977, 1978, 1981, 1988.

PLAYING CAREER...

- ◆ Was drafted by St. Louis in the January 1971 Free Agent Draft (third pick) and played three seasons in their minor league system.

GRESSE'S BASEBALL CAMP...

- ◆ Runs an annual youth baseball instructional camp in Huntington Beach.

PERSONAL...

- ◆ Prepped at Marina High School in Huntington Beach, CA.
- ◆ Played for Long Beach State and Golden West College.
- ◆ Resides in Seal Beach, CA, and is very active during the offseason in the Dodgers' Speakers Bureau.
- ◆ Other interests include tennis, football, golf and woodworking.

W O R F E R G U S O N

COACH

Height: 6-2 **Weight:** 195
Threw and Batted: Right-handed
Birth Date: September 19, 1946
Birthplace: San Francisco, CA
Date Appointed: January 1, 1988
Wife's Name and Wedding Date:
 Ingrid, September 23, 1988
Children: Kristie (4-21-74)


13

DODGERS FIRST BASE COACH...

- ◆ Entering his 25th year in professional baseball, 18th with the Dodger organization (11 as a player, 7 as a coach).
- ◆ Was the Dodgers' first base coach in 1992 after serving for two seasons as the teams "Eye in the Sky".
- ◆ Spent the 1988 and 1989 seasons as a coach in the Dodgers' dugout.
- ◆ Also was the Dodgers' Eye-in-the-Sky during the 1985 season.
- ◆ Spent the 1986 and 1987 seasons as a coach with the Texas Rangers.

Los Angeles Dodgers

20

FERGUSON (Continued)

PLAYING CAREER...

- Caught and played 12 seasons in the major leagues —Los Angeles (1970-76, 1978-81), St. Louis (1976), Houston (1977-78) and California (1981-1983).
- Made one of the most dramatic throws in World Series history as he stepped in front of JIM WYNN and cut down SAL BANDO of the Oakland A's at the plate in the first game of the 1974 Series.
- Began his playing career in the Dodger organization in 1968 as an outfielder and led the Northwest League in home runs (12).

PERSONAL...

- Has been involved in Dodger clinics and Speakers Bureau.

JOSEPH VANCE FERGUSON

Year	Club	Avg.	G	AB	R	H	2B	3B	HR	RBI	BB	SO	SB
1968	Tri-City	.288	70	226	44	55	9	4	12	52	54	77	5
1969	Daytona Beach	.286	123	391	66	112	21	4	9	55	82	70	14
1970	Albuquerque	.305	109	354	72	111	20	4	6	65	66	73	14
	Los Angeles	.250	5	4	0	1	0	0	0	1	2	2	0
1971	Spokane	.254	60	213	27	54	10	1	10	43	22	46	1
	Los Angeles	.216	36	102	13	22	3	0	2	7	12	15	1
1972	Albuquerque	.261	123	380	68	99	21	4	10	57	69	69	5
	Los Angeles	.292	8	24	2	7	3	0	1	5	2	4	0
1973	Los Angeles	.263	136	487	84	128	26	0	25	88	87	81	1
1974	Los Angeles	.252	111	349	54	88	14	1	16	57	75	73	2
1975	Los Angeles	.205	66	202	15	42	2	1	5	23	35	47	2
1976	Los Angeles	.222	54	185	24	41	7	0	6	18	25	41	2
	St. Louis	.201	71	189	22	38	8	4	4	21	32	40	4
1977	Houston	.257	132	421	59	108	21	3	16	61	85	79	6
1978	Houston	.207	51	150	20	31	5	0	7	22	37	30	0
	Los Angeles	.237	67	198	20	47	11	0	7	28	34	41	1
1979	Los Angeles	.252	122	363	54	95	14	0	20	69	70	68	1
1980	Los Angeles	.237	77	172	20	41	3	2	9	29	38	45	2
1981	Los Angeles	.143	17	14	2	2	1	0	0	1	2	5	0
	California	.233	12	30	5	7	1	0	1	5	9	8	0
1982	California	.226	36	84	10	19	2	0	3	8	12	19	0
1983	California	.074	12	27	3	2	0	0	0	2	5	8	0
NL Totals-12 years		.245	953	2860	389	691	118	11	118	430	536	572	22
AL Totals-3 years		.199	60	141	18	28	3	0	4	15	26	35	0
ML Totals-14 years		.240	1013	3001	407	719	121	11	122	445	562	607	22

LEAGUE CHAMPIONSHIP SERIES RECORD

Year	Club, Opp.	Avg.	G	AB	R	H	2B	3B	HR	RBI	BB	SO	SB
1974	L.A. vs. Pgh.	.231	4	13	3	3	0	0	0	2	5	1	0
1978	L.A. vs. Phil.	.000	2	2	0	0	0	0	0	0	1	0	0
1982	Calif. vs. Milw.												
(did not play)													
LCS Totals		.200	6	15	3	3	0	0	0	2	6	1	0

WORLD SERIES RECORD

Year	Club, Opp.	Avg.	G	AB	R	H	2B	3B	HR	RBI	BB	SO	SB
1974	L.A. vs. Oak.	.125	5	16	2	2	0	0	1	2	4	6	1
1978	L.A. vs. N.Y.	.500	2	4	1	2	2	0	0	0	0	1	0
WS Totals		.200	7	20	3	4	2	0	1	2	4	7	1

BEN HINES

COACH

Height: 5-11 **Weight:** 230
Threw and Batted: Right-handed
Birth Date: November 7, 1935
Birthplace: Yeager, OK
Date Appointed: April 1, 1988
Wife's Name and Wedding Date:
 Wanda, July 1, 1955
Children: Steve (1-1-58),
 Bruce (11-7-58) and
 Kristi (10-17-60)


37

AS A COACH...

- ◆ Begins his 10th season in the Dodger organization, his second as the team's bench coach and hitting instructor.
- ◆ Hines, recognized as one of baseball's foremost batting instructors, joined the Dodgers in 1984 as a roving instructor.
- ◆ Spent the 1985 season with the Dodgers as a batting instructor.
- ◆ Worked with Manny Mota and the Dodger batters during the 1985 and 1986 seasons.
- ◆ Spent the 1987 season as batting coach for the Albuquerque Dukes of the Pacific Coast League and helped them win a championship and the league's batting title.
- ◆ Served as the Dodgers' batting instructor and first base coach in 1990 and 1991.

OTHER MAJOR LEAGUE COACHING EXPERIENCE...

- ◆ Prior to joining the Dodgers, Hines worked as an instructor with the Angels and Mariners.
- ◆ Served as a minor league hitting instructor for the California Angels in 1983.
- ◆ Served as the Seattle Mariners batting coach in 1984.

COLLEGIATE COACHING SUCCESS...

- ◆ Coached 20 years, beginning in 1960, at University of LaVerne where he compiled a 561-283 record during his final 13 seasons.
- ◆ Was named NAIA Coach of the Year in 1977 as he led LaVerne to a 41-12 record.
- ◆ The University of LaVerne renamed its baseball field in November of 1989 as Ben Hines Field.
- ◆ He also was an assistant football coach at LaVerne for 18 seasons and was an associate professor of Physical Education.
- ◆ Was an assistant baseball coach at Arizona State University from 1980-82.

PLAYING CAREER...

- ◆ Signed as a catcher in 1959 by Baltimore, but played over 100 games at third base in his first two pro seasons.
- ◆ Hit a grand slam in his first professional at-bat while playing for Wytheville (VA) in 1959.

BEGAN AS A SCOUT...

- ◆ Was a part-time scout with the Baltimore Orioles in 1972.

MANAGERIAL CAREER...

- ◆ Managed in the Baltimore Orioles, farm system for three seasons (1974-76) and compiled a 107-105 record.
- ◆ His 1975 Bluefield (A) club finished in first place with a 42-28 record.
- ◆ Managed the Fairbanks Goldpanners of the Alaskan League to titles in 1978 and 1979.

BACKGROUND...

- ◆ Earned a Master's degree from Los Angeles State College in 1963 and completed additional graduate studies at Claremont Graduate School (CA).
- ◆ Graduated from University of LaVerne in 1958 where he lettered four years in baseball and football and three years in basketball.
- ◆ Wrote a book on hitting fundamentals entitled "The Swings the Thing."

PERSONAL...

- ◆ Considers himself a handyman around the house.
- ◆ Enjoys nature shows and the movies.

**BEN THORTON HINES
RECORD AS MANAGER**

Year	Club	Position	W-L	Year	Club	Position	W-L
1974	Ogden	Fourth	33-39	1977	Bluefield	Fourth	32-38
1975	Bluefield	First	42-28				

MANNING MOTA

COACH

Height: 5-11 **Weight:** 168
Threw and Batted: Right-handed
Birth Date: February 18, 1938
Birthplace: Santo Domingo, DR
Date Appointed: January 1, 1980
Wife's Name and Wedding Date:
 Margarita Matos, February 16, 1963
Children: Cecilia Margarita (11-2-63),
 Jose Manuel (3-16-65),
 Andres Albertos (3-4-66),
 Domingo Rafael (8-4-69),
 Manuel Rafael (10-6-70),
 Maria Deloudres (6-7-72),
 Rafael Manuel (10-23-74) and
 Antonio Nicolas (10-31-77)



AS A COACH...

- ◆ Begins his 36th year in professional baseball, 24th with the Dodgers (11 as a player).
- ◆ Assists on the field before games, working with the Dodger players and also assists with offensive and defensive charting duties during games.
- ◆ Serves as a coach during spring training.
- ◆ Began coaching for the Dodgers in 1980, acting as a first base coach and batting instructor.

MOTA'S DISTINGUISHED PLAYING CAREER...

- ◆ Holds the major league record for career pinch-hits with 150.
- ◆ Has the seventh greatest pinch-hit percentage (.299, 150-for-501) in all of baseball.

- ◆ As a Dodger, Mota's pinch-hitting average was .319 (106-for-332) and his batting average with L.A. was .315 (605-for-1,923).
- ◆ Was supposed to be retired as a player in 1980, but was activated on Aug. 29 when REGGIE SMITH was disabled...at 42 and in his 19th major league season, Mota responded with three pinch-hits in seven at-bats.
- ◆ Had 15 pinch-hits and hit .357 in 1979, when he eclipsed the old pinch-hit mark of 144 held by SMOKEY BURGESS.
- ◆ Had an overall lifetime batting average of .304.
- ◆ Played for four clubs in his 20-year-career — San Francisco, Pittsburgh, Montreal and the Dodgers.
- ◆ Was the first player selected in the 1969 expansion draft by the Montreal Expos.

PLAYOFF EXPERIENCE...

- ◆ Played in three postseasons (1974, 1977 and 1978) with the Dodgers and has coached for Los Angeles in four postseasons (twice in the World Series — 1981, 1988).
- ◆ Has a batting average of .600 (3-for-5) in six lifetime League Championship series games.
- ◆ Has played in three World Series and is 0-for-3 in four games.

ALL IN THE FAMILY...

- ◆ Has four sons in professional baseball including JOSE and DOMINGO with the Royals' organization, and ANDY and GARY (MANUEL RAFAEL) with the Houston organization.

BACKGROUND...

- ◆ One of the most popular players in Dodger history, Mota makes his offseason home in the Dominican Republic, where he has his own youth league — The Manny Mota Youth League.
- ◆ Managed six seasons in the Dominican Winter League, being selected Manager of the Year in 1984 while with Cambrioso.
- ◆ Does interviews and works with KWKW Radio, the Dodgers' Spanish language flagship station.
- ◆ His Manny Mota Foundation raised money in 1992 to build a medical clinic, baseball field and school in the Dominican and each year he awards five \$1,000 scholarships to L.A. area students.

MANUEL GERONIMO MOTA

Year	Club	Avg.	G	AB	R	H	2B	3B	HR	RBI	BB	SO	SB
1957	Michigan City	.314	126	471	82	148	23	2	7	91	59	45	12
1958	Danville	.301	103	385	63	116	20	5	8	55	30	33	5
1959	Phoenix	.250	21	44	9	11	2	1	1	7	3	2	0
1959	Springfield	.314	65	245	39	77	10	7	3	28	13	17	5
1960	Harlingen	.307	141	541	76	166	18	10	4	79	52	30	14
1961	Tacoma	.289	142	484	64	140	13	4	3	43	39	37	5
1962	El Paso	.349	30	109	26	38	9	3	3	7	11	9	6
1962	San Francisco	.176	47	74	9	13	1	0	0	9	7	8	3
1963	Columbus	.293	75	294	46	86	9	3	5	20	23	26	12
1963	Pittsburgh	.270	59	126	20	34	2	3	0	7	7	18	0
1964	Pittsburgh	.277	115	271	43	75	8	3	5	32	10	31	4
1965	Pittsburgh	.279	121	294	47	82	7	6	4	29	22	32	2
1966	Pittsburgh	.332	116	322	54	107	16	7	5	46	25	28	7
1967	Pittsburgh	.321	120	349	53	112	14	8	4	56	14	46	3
1968	Pittsburgh	.281	111	331	35	93	10	2	1	33	20	19	4
1969	Montreal-LA.	.321	116	383	41	123	7	5	3	30	32	36	6
1970	Los Angeles	.305	124	417	63	127	12	6	3	37	47	37	11
1971	Los Angeles	.312	91	269	24	84	13	5	0	34	20	20	4
1972	Los Angeles	.323	118	371	57	120	16	5	5	48	27	15	4
1973	Los Angeles	.314	89	293	33	92	11	2	0	23	25	12	1
1974	Los Angeles	.281	66	57	5	16	2	0	0	16	5	4	0
1975	Los Angeles	.265	52	49	3	13	1	0	0	10	5	1	0
1976	Los Angeles	.288	50	52	1	15	3	0	0	13	7	5	0
1977	Los Angeles	.395	49	38	5	15	1	0	1	4	10	0	1

MANUEL GERONIMO MOTA

Year	Club	Avg.	G	AB	R	H	2B	3B	HR	RBI	BB	SO	SB
1978	Los Angeles	.303	37	33	2	10	1	0	0	6	3	4	0
1979	Los Angeles	.357	47	42	1	15	0	0	0	3	3	4	0
1980	Los Angeles	.429	7	7	0	3	0	0	0	2	0	0	0
1982	Los Angeles	.000	1	1	0	0	0	0	0	0	0	0	0
ML Totals-20 years		.304	1536	3779	496	1149	125	52	31	438	289	320	50

LEAGUE CHAMPIONSHIP SERIES RECORD

Year	Club, Opp.	Avg.	G	AB	R	H	2B	3B	HR	RBI	BB	SO	SB
1974	L.A. vs. Pitt.	.333	3	3	0	1	0	0	0	1	0	0	0
1977	L.A. vs. Phil.	1.000	1	1	1	1	1	0	0	0	0	0	0
1978	L.A. vs. Phil.	1.000	2	1	0	1	1	0	0	0	0	0	0
LCS Totals		.600	6	5	1	3	2	0	0	1	0	0	0

WORLD SERIES RECORD

Year	Club, Opp.	Avg.	G	AB	R	H	2B	3B	HR	RBI	BB	SO	SB
1974	L.A. vs. Oak.												
(did not play)													
1977	L.A. vs. N.Y.	.000	3	3	0	0	0	0	0	0	0	0	0
1978	L.A. vs. N.Y.	.000	1	0	0	0	0	0	0	0	0	0	0
WS Totals		.000	4	3	0	0	0	0	0	0	0	0	0

RON PERRANOSKI

COACH

Height: 6-0 Weight: 180

Threw and Batted: Left-handed

Birth Date: April 1, 1936

Birthplace: Paterson, NJ

Date Appointed: January 1, 1981

Wife's Name and Wedding Date:

June, July 14, 1987

Children: Ron (7-8-61),

Brad (7-21-62) and

Mike (7-5-67)



16

AS A COACH...

- ◆ Has been an instructor with the Dodgers for the past 20 years.
- ◆ Begins his 13th season as the Dodgers' pitching coach.
- ◆ Was the Dodgers' minor league pitching instructor from 1973-80.

RECORD AS PITCHING COACH...

- ◆ Nine times in Perranoski's tenure as pitching coach the Dodgers have finished with either the first or second best staff ERA in the N.L.
- ◆ His 1982 (3.26 ERA), 1983 (3.10 ERA), 1985 (2.96 ERA), 1989 (2.95 ERA) and 1991 (3.06 ERA) staffs led the major leagues for the lowest team ERA.
- ◆ The 1989 pitching staff led the majors with a 2.95 ERA and was tops in complete games, shutouts and fewest earned runs allowed.
- ◆ The 1988 staff was also strong, leading the league in shutouts and complete games and finishing second in ERA.

- ◆ Perranoski's debut as a pitching coach in 1981 was hard to match for excitement with FERNANDO VALENZUELA and the development of a young bullpen en route to a World Series title...this pitching staff finished with a 3.01 ERA, second best in the N.L.

PERRANOSKI THE RELIEF PITCHER...

- ◆ Compiled a 79-74 record in his 13-year major league career while pitching for Los Angeles, Minnesota, Detroit and California.
- ◆ The left-handed reliever was an outstanding relief pitcher for the Dodgers from 1961-67 and in 1972, going 54-41 with a 2.56 ERA and 101 saves.
- ◆ Led the N.L. in games pitched in 1962 (70) and 1963 (69) and tied for the N.L. lead in 1967 (70).
- ◆ Ranks second on the all-time Dodger list in saves with 101, behind JIM BREWER'S club-record 125 career saves.
- ◆ Also ranks fourth on the all-time Dodger games pitched list at 457.
- ◆ Led the N.L. in winning percentage with an .842 mark in 1963, when he compiled a 16-3 mark.

PERRANOSKI IN THE PLAYOFFS...

- ◆ Pitched in three World Series for the Dodgers (1963, 1965, 1966) and has coached in two World Series with the Dodgers (1981, 1988).
- ◆ Compiled a 0-0 record with a 5.63 ERA in five World Series relief appearances (8.0 IP), all with Los Angeles.
- ◆ Pitched with Minnesota in two League Championship Series (1969 and 1970) and was 0-1 with a 9.00 ERA in five games (7.0 IP).

PERSONAL...

- ◆ Elected to the National Polish American Sports Hall of Fame in 1983.
- ◆ Often spends several weeks during the offseason at the Dodgers' adult baseball camps to coach the campers.
- ◆ Is an avid golfer and spends much of his offseason on the links.
- ◆ Was named as a coach with the major league baseball all-star team that toured Japan during the past offseason.

RONALD PETER PERRANOSKI

Year	Club	W-L	ERA	G	GS	CG	SHO	SV	IP	H	R	ER	BB	SO
1958	Fort Worth	0-0	9.00	2	-	-	-	-	4.0	9	4	4	0	3
	Burlington	5-9	6.43	18	13	2	1	-	84.0	99	70	60	47	92
1959	San Antonio	11-10	3.12	37	26	10	2	-	199.0	188	89	69	85	139
1960	Montreal	9-8	2.87	47	13	7	3	-	138.0	135	51	44	53	81
	St. Paul	3-3	1.58	10	5	3	2	-	40.0	33	13	7	10	33
1961	Los Angeles	7-5	2.64	53	1	0	0	6	92.0	82	31	27	41	56
1962	Los Angeles	6-6	2.85	70	0	0	0	20	107.0	103	40	34	36	68
1963	Los Angeles	16-3	1.67	69	0	0	0	21	129.0	112	30	24	43	75
1964	Los Angeles	5-7	3.09	72	0	0	0	14	125.0	128	62	43	46	79
1965	Los Angeles	6-6	2.24	59	0	0	0	17	105.0	85	28	26	40	53
1966	Los Angeles	6-7	3.18	55	0	0	0	7	82.0	82	32	29	31	50
1967	Los Angeles	6-7	2.45	70	0	0	0	16	110.0	97	36	30	45	75
1968	Minnesota	8-7	3.10	66	0	0	0	6	87.0	86	36	30	38	65
1969	Minnesota	9-10	2.11	75	0	0	0	31	120.0	85	32	28	52	62
1970	Minnesota	7-8	2.43	67	0	0	0	34	111.0	108	38	30	42	55
1971	Minnesota	1-4	6.75	36	0	0	0	5	43.0	60	39	32	28	21
	Detroit	0-1	2.50	11	0	0	0	2	18.0	16	9	5	3	8
1972	Detroit	0-1	7.58	17	0	0	0	0	19.0	23	16	16	8	10
	Los Angeles	2-0	2.65	9	0	0	0	0	17.0	19	8	5	8	5
1973	California	0-2	4.09	8	0	0	0	0	11.0	11	5	5	7	5
NL Totals-8 years		54-41	2.56	457	1	0	0	101	767.0	708	267	218	290	461
AL Totals-6 years		25-33	3.21	280	0	0	0	78	409.0	389	175	146	178	226
ML Totals-13 years		79-74	2.79	737	1	0	0	179	1176.0	1097	442	364	468	687

LEAGUE CHAMPIONSHIP SERIES RECORD

Year	Club, Opp.	W-L	ERA	G	GS	CG	SHO	SV	IP	H	R	ER	BB	SO
1969	Minn. vs. Bal.	0-1	3.85	3	0	0	0	0	4.2	8	3	2	0	2
1970	Minn. vs. Bal.	0-0	22.50	2	0	0	0	0	2.1	5	5	5	1	3
LCS Totals		0-1	9.00	5	0	0	0	0	7.0	13	8	7	1	5

WORLD SERIES RECORD

Year	Club, Opp.	W-L	ERA	G	GS	CG	SHO	SV	IP	H	R	ER	BB	SO
1963	L.A. vs. N.Y.	0-0	0.00	1	0	0	0	0	1.0	1	0	0	0	1
1965	L.A. vs. Minn.	0-0	6.75	2	0	0	0	0	4.0	3	3	3	4	1
1966	L.A. vs. Bal.	0-0	6.00	2	0	0	0	0	3.0	4	2	2	1	2
WS Totals		0-0	5.63	5	0	0	0	0	8.0	8	5	5	5	4

PERRANOSKI'S PITCHERS RANK ON TOP N.L.

Year	Team ERA	Rank	Year	Team ERA	Rank
1981	3.01	2nd	1987	3.72	2nd
1982	3.26	1st (ML)	1988	2.96	2nd
1983	3.10	1st (ML)	1989	2.95	1st (ML)
1984	3.17	2nd	1990	3.72	7th
1985	2.96	1st (ML)	1991	3.06	1st (ML)
1986	3.76	5th	1992	3.41	6th

During Perranoski's 12 seasons as Dodger Pitching Coach, the staff has a composite ERA of 3.00 (6180 ER/18,512.0 IP) and has notched the best ERA in baseball five times.

FROM ROENICKE

COACH

Height: 6-0 **Weight:** 180
Threw: Left **Batted:** Both
Birth Date: August 19, 1956
Birthplace: Covina, CA
Date Appointed: January 1, 1992
Wife's Name and Wedding Date:
 Karen, November 16, 1985
Children: Lance (6-8-88)



68

AS A COACH...

- Enters his second season as the Dodgers' "Eye in the Sky" coach, positioning the Dodgers' fielders.
- Also utilized by the Dodgers as a left-handed batting practice pitcher.

COACHING BACKGROUND...

- Was the Dodgers batting instructor at Double-A San Antonio of the Texas League in 1991.

PLAYING CAREER...

- Played parts of eight seasons with six different clubs in the big leagues — Los Angeles 1981-83, Seattle 1983, San Diego 1984, San Francisco 1985, Philadelphia 1986-1987, Cincinnati 1988.

- ◆ Was a member of the 1984 San Diego Padres' N.L. pennant-winning team.
- ◆ Was the Dodgers #1 selection in the June, 1977 Free Agent Draft (secondary phase).
- ◆ Played both outfield and first base during his career.
- ◆ Voted the California League's (A) top batting prospect and best defensive outfielder in 1978 when he batted .363.
- ◆ Led the Dodgers with 13 pinch-hits in 1982.

PERSONAL...

- ◆ His brother, GARY, played 12 years in the majors, playing for Montreal, Baltimore, New York (A.L.) and Atlanta.
- ◆ Attended UCLA and Mt. San Antonio College.
- ◆ Enjoys golfing, water skiing, fishing and playing tennis.
- ◆ Active in the Dodgers' speakers bureau.

RONALD JON ROENICKE

Year	Club	Avg.	G	AB	R	H	2B	3B	HR	RBI	BB	SO	SB
1977	Clinton	.256	76	250	35	64	12	0	5	25	34	40	14
1978	San Antonio	.239	30	109	16	26	2	2	1	11	18	26	9
	Lodi	.363	61	215	61	78	13	5	9	51	39	35	19
1979	San Antonio	.302	130	464	82	140	24	6	13	69	99	77	47
1980	Albuquerque	.296	77	270	60	80	18	3	7	47	62	37	16
1981	Albuquerque	.316	126	411	100	130	23	9	15	94	110	55	25
	Los Angeles	.234	22	47	6	11	0	0	0	0	6	8	1
1982	Albuquerque	.308	23	78	18	24	5	1	4	15	20	11	3
	Los Angeles	.259	109	143	18	37	8	0	1	12	21	32	5
1983	Los Angeles	.221	81	145	12	32	4	0	2	12	14	26	3
	Seattle	.253	59	198	23	50	12	0	4	23	33	22	6
1984	San Diego	.300	12	20	4	6	1	0	1	2	2	5	0
1985	San Francisco	.256	65	133	23	34	9	1	3	13	35	27	6
1986	Philadelphia	.247	102	275	42	68	13	1	5	42	61	52	2
1987	Philadelphia	.167	63	78	9	13	3	1	1	4	14	15	1
1988	Cincinnati	.135	14	37	4	5	1	0	0	5	4	8	0
NL Totals-8 years		.235	468	878	118	206	39	3	13	90	157	173	18
AL Totals-1 year		.253	59	198	23	50	12	0	4	23	33	22	6
ML Totals-8 years		.238	527	1076	141	256	51	3	17	113	190	195	24

LEAGUE CHAMPIONSHIP SERIES RECORD

Year	Club, Opp.	Avg.	G	AB	R	H	2B	3B	HR	RBI	BB	SO	SB
1984	S.D. vs. Chi.												

(did not play)

WORLD SERIES RECORD

Year	Club, Opp.	Avg.	G	AB	R	H	2B	3B	HR	RBI	BB	SO	SB
1984	S.D. vs. Det.	.000	2	0	0	0	0	0	0	0	0	0	0

Dodger Brothers Who Were Teammates

Pitchers Ramon and Pedro Martinez are the fourth brother combination to play on the same Dodger team, and the first brother pitching tandem. Outfielders Lloyd and Paul Waner played together on the 1944 Brooklyn Dodgers; pitcher Larry and catcher Norm Sherry played with the Dodgers from 1959-62 with the L.A. Dodgers and most recently infielder Steve and catcher Dave Sax played on the same L.A. Dodger teams from 1982-83.

Waiting in the wings is a third Martinez brother, Jesus, who pitched at Great Falls last season. If he joins his brothers in pitching for the Dodgers, it would make history as the first time the Dodgers have had three brothers playing on the same team.

LOS ANGELES DODGER TRAINERS



Bill Buhler



Charlie Strasser



Pat Screnar

BILL BUHLER Head Trainer, is beginning his 42nd year with the Dodger organization. He joined the Dodgers in 1952 as a trainer for the minor leagues. He was appointed the Dodgers' assistant in 1957, and in 1960 became the head trainer. During his tenure as head trainer, Buhler has brought several new ideas to the game, including the "Steve Yeager Throat Guard" which he designed in 1977. Buhler graduated from Valparaiso University in 1952 with a degree in Physical Education. He is certified by the National Athletic Trainers Association and is also a licensed X-ray technician. In 1991 he was honored by the National Athletic Training Society with a 25 year award. He was voted along with Dodger Assistant Trainer Charlie Strasser as the 1989 Trainers of the Year in Major League Baseball by the Professional Baseball Athletics Trainers Society. He was named as a National League All-Star trainer for the 1992 game in San Diego.

CHARLIE STRASSER Assistant Trainer, has served the Los Angeles Dodgers since 1985. Prior to coming to Los Angeles, Strasser worked as a trainer in the Dodgers' minor league system for seven years. He also worked as a trainer for the Cleveland Cavaliers for six years. Strasser graduated from Indiana University in 1972 with a Bachelor of Science degree in Athletic Training-Physical Education. He is currently finishing a master's degree at Cal Poly Pomona with an exercise physiology-sports nutrition emphasis. He and Bill Buhler were voted 1989 Trainers of the Year in Major League Baseball by the Professional Baseball Athletic Trainers Society (PBATS). Strasser is presently serving as the National League assistant trainer representative on the executive board of the PBATS for the 1993 season. He is also a member of the Dodgers' Community Services team and speaks on various topics, including the DARE/Just Say No programs. He also works with the San Diego Chargers at their home games. Strasser traveled to Europe this offseason with Major League Baseball international, speaking to baseball and Olympic Federations in The Netherlands, Czech and Spain. He received the Good Guy Award from the local BBWAA chapter in February of 1993.

PAT SCRENAR Physical Therapist, begins his 13th year with the Dodgers. He joined the Dodgers in February, 1981. He is responsible for developing therapy programs for injured players and planning individual exercise programs. He co-authored the training book "Shoulder and Arm Exercises for Athletes" with the Centinela Hospital Medical Center staff. Screnar received a Bachelor of Science degree in Physical Education from the University of Montana in 1975, and spent 18 months in graduate work at Children's Hospital in Los Angeles. He worked two and one-half years as a therapist in the Kerlan-Jobe Orthopedic Clinic prior to joining the Dodgers.

CLUBHOUSE PERSONNEL


DAVE WRIGHT, Dodger Clubhouse Manager

PETE SANDOVAL, **MITCH POOLE**, Dodger Clubhouse

JERRY TURNER, Visiting Clubhouse Manager

HIPOLITO MURILLO, Visiting Clubhouse

40 Man Roster



Joe Black, 1952



BILLY ASHLEY

OUTFIELDER

Height: 6-7 **Weight:** 227
Bats: Right **Throws:** Right
Opening Day Age: 22
Birth Date: July 11, 1970
Birthplace: Taylor, MI
M.L. Service: 34 days
How Obtained: Dodgers' 3rd round pick (#2 selection) in the June 1988 Free Agent Draft
Contract Status: Signed through 1993


7
1992 NOTES

- ◆ In his fifth season in professional baseball, he spent most of the year at San Antonio (AA) where he batted .279 in 101 games with 24 home runs and 66 RBI...led the San Antonio Missions in hits (106), home runs (24) and RBI (66).
- ◆ Promoted to Albuquerque (AAA) on May 24 and appeared in 25 games and batted .211 with two home runs and 10 RBI...was sent back down to San Antonio on June 22 and stayed there until being recalled to Los Angeles on Sept. 1.
- ◆ Made his major league debut on Sept. 1 at Chicago, announced as a pinch-hitter...but when Chicago made a pitching change, sending in RHP BOB SCANLAN for LHP PAUL ASSENMACHER, he never made it to the plate because MIKE SCIOSCIA became the new pinch-hitter.
- ◆ Made his first major league start on Sept. 2 and was 0-for-3...started in left field for just the 5th time in his pro career, the other four while at San Antonio...gunned down JOE GIRARDI at the plate in the 8th inning.
- ◆ Recorded his first major league hit and RBI on Sept. 6 at Pittsburgh, a bases loaded 9th inning single off STAN BELINDA.
- ◆ Hit his first major league home run on Sept. 10 off JIM DESHAIES of the Padres...hit his 2nd and final home run on Sept. 11 vs. the Giants off JIM PEÑA...both homers were solo shots.
- ◆ Totaled 26 home runs at both San Antonio (24) and Albuquerque (2), the most of any Dodger minor leaguer...his 76 RBI was 4th highest among Dodger minor leaguers and his 30 doubles also placed him 4th best.
- ◆ Was named the 4th top prospect by Texas League managers in *Baseball America's* Top 10 prospect poll...was selected to the Texas League postseason All-Star team.
- ◆ Played for Sun Cities in the Arizona Fall League and batted .189 in 38 games with two home runs and 5 RBI.

MINOR LEAGUE HIGHLIGHTS
1991:

- ◆ Suffered through an injury-plagued season at Vero Beach (A), being placed on the disabled list three times with injuries to his back and elbow...played in 61 games and batted .252 with seven home runs and 42 RBI and stole nine bases in 11 attempts...has totaled 43 home runs in his five-year minor league career with 177 RBI.

1990:

- ◆ He helped lead the Bakersfield Dodgers to the California League finals with nine home runs and 40 RBI.

1988:

- ◆ Made his pro debut in 1988 with Sarasota.

PERSONAL

- ◆ Graduated from Belleville High School in Michigan where he was an all-district and all-league baseball player his junior and senior years...also was a league champion wrestler.
- ◆ Hobbies include photography, hunting and fishing.
- ◆ Was signed by Dale McReynolds and Phil Sahara.

BILLY MANUAL ASHLEY

Year	Club	Avg.	G	AB	R	H	2B	3B	HR	RBI	BB	SO	SB
1988	Sarasota	.154	9	26	3	4	0	0	0	0	1	9	1
1989	Kissimmee	.238	48	160	23	38	6	2	1	19	19	42	16
1990	Bakersfield	.218	99	331	48	72	13	1	9	40	25	135	17
1991	Vero Beach	.252	61	206	18	52	11	2	7	42	7	69	9
1992	San Antonio	.279	101	380	60	106	23	1	24	66	16	110	13
	Albuquerque	.211	25	95	11	20	7	0	2	10	6	42	1
	Los Angeles	.221	29	95	6	21	5	0	2	6	5	34	0
ML Totals-1 year		.221	29	95	6	21	5	0	2	6	5	34	0

ASHLEY - 1992 & CAREER vs. NATIONAL LEAGUE

	1992					Career				
	AVG	AB	H	HR	RBI	AVG	AB	H	HR	RBI
vs. West										
Atlanta	.364	11	4	0	1	.364	11	4	0	1
Cincinnati	.333	12	4	0	1	.333	12	4	0	1
Houston	.174	23	4	0	0	.174	23	4	0	0
Los Angeles	-	-	-	-	-	-	-	-	-	-
San Diego	.176	17	3	1	1	.176	17	3	1	1
San Francisco	.263	19	5	1	2	.263	19	5	1	2
West Total	.244	82	20	2	5	.244	82	20	2	5
vs. East										
Chicago	.000	3	0	0	0	.000	3	0	0	0
Montreal	-	-	-	-	-	-	-	-	-	-
New York	-	-	-	-	-	-	-	-	-	-
Philadelphia	-	-	-	-	-	-	-	-	-	-
Pittsburgh	.100	10	1	0	1	.100	10	1	0	1
St. Louis	-	-	-	-	-	-	-	-	-	-
East Total	.077	13	1	0	1	.077	13	1	0	1
1992 Totals	.221	95	21	2	6	.221	95	21	2	6

1992 & CAREER BY MONTH

	1992	Career
In April	-	-
May	-	-
June	-	-
July	-	-
August	-	-
Sept.-Oct.	.221	.221

1992 & CAREER STATISTICAL BREAKDOWN

	1992	Career
Home	.289	.289
Road	.175	.175
Before ASG	-	-
After ASG	.221	.221
vs. RHP	.169	.169
vs. LHP	.333	.333
Pinch Hit	.500	.500

MISCELLANEOUS STATISTICS

Year	Batting Totals							Fielding Totals						
	IBB	HB	SF	SH	CS	TB	POS	PCT	G	PO	A	E	TC	DP
1992	0	0	0	0	0	32	OF	.857	27	34	2	6	42	0

ASHLEY'S CAREER TRANSACTIONS

- Selected by Los Angeles in the third round of the June 1988 Free Agent Draft.

ASHLEY'S CAREER AND GAME HIGHS

Most Hits: 2 (6 times), last time Oct. 1, 1992 at Cincinnati
Most RBI: 1 (6 times), last time Oct. 1, 1992 at Cincinnati
Most HR: 1 (2 times), last time Sept. 11, 1992 vs. San Francisco
Most Walks: 1 (5 times), last time Oct. 2, 1992 at Houston
Longest Hitting Streak: 5 games, Sept. 23-29, 1992

RO ASTACIO

RIGHT-HANDED PITCHER

P E D

Height: 6-2 **Weight:** 190
Bats: Right **Throws:** Right
Opening Day Age: 23
Birth Date: November 28, 1969
Birthplace: Hato Mayor, DR
M.L. Service: 52 days
How Obtained: Signed by Los Angeles as a free agent on November 21, 1987
Contract Status: Signed through 1993



56

1992 NOTES

- Started the season at Albuquerque (AAA)...appeared in 24 games for the Dukes and was 6-6 with a 5.47 ERA, including 15 starts.
- Was recalled from Albuquerque on July 2 as the Dodgers prepared to play four doubleheaders in six days...optioned back to Albuquerque on July 8 and was recalled on Aug. 13 when KIP GROSS was optioned back to the Dukes...was again recalled on Sept. 3.
- Had a major league debut to remember on July 3 vs. the Phillies in the second game of the DH, pitching a three-hit complete game 2-0 win...it was just the second time in L.A. Dodger history that a pitcher tossed a shutout in his first major league appearance; the first time occurred on June 16, 1963, when NICK WILLHITE defeated the Cubs 2-0 in the second game of a doubleheader.
- In other debut accolades, he was the first Dodger rookie starter to win his debut since SHAWN HILLEGAS on Aug. 9, 1987 vs. Atlanta... he became the first Dodger rookie starter to throw a shutout since MIKE HARTLEY on Sept. 6, 1990 vs. Atlanta...his 10 strikeouts are a rookie record in a debut and the most by a rookie since RAMON MARTINEZ fanned 11 on Sept. 26, 1989 vs. the Giants.
- Pitched his second complete game and shutout on Aug. 18 vs. the Mets, a 4-0 six-hit shutout win...blanked the Giants 7-0 on Sept. 12 for his third complete game and shutout of the year...would earn his fourth complete game and shutout on Sept. 29 in a three-hit, 5-0 win at Cincinnati.

- His four shutouts are the most by a Dodger rookie since OREL HERSHISER also totaled four in 1984...the rookie record is eight by FERNANDO VALENZUELA...his four shutouts were the most by a N.L. rookie pitcher since TOM BROWNING tossed four in 1985... DAVE FLEMING of Seattle also had four shutouts in 1992 as a rookie.
- Astacio's four complete games and four shutouts in 10 starts is second only to VALENZUELA'S five shutouts and five complete games in 10 starts among Dodger rookies and quick starts.
- In his first four starts he was 2-1 with a 0.87 ERA (3 ER/31 IP) and had two complete games and two shutouts.
- Dodgers had a 6-5 record in his 11 starts...he did not yield more than three earned runs in a start and did not allow an earned run in five starts.
- DELINO DESHIELDS was the only player to homer off Astacio in 1992, a solo shot in game two of the July 8 doubleheader.
- Collected his first major league hit on Sept. 12 off JIM PEÑA of the Giants...had a career-high two hits on Sept. 29 off TIM PUGH of the Reds and also collected his first career major league RBI.

MINOR LEAGUE HIGHLIGHTS

1991:

- In 1991 he started the season at Vero Beach (A) and won five of his first eight decisions and posted a 1.67 ERA...promoted to San Antonio (AA) on May 24.
- Has a 30-30 minor league record since 1989 with a 4.06 ERA (211 ER/4671 IP) in 85 games including 73 starts, eight complete games and three shutouts.
- Tied PEDRO MARTINEZ for most games started (28) by a Dodger minor leaguer.

1989:

- Led the Kissimmee (R) staff with seven wins, 12 starts and 76.2 innings pitched...was selected as a Gulf Coast League All-Star.

PERSONAL

- Went to Pilar Rondon High School in the Dominican Republic.
- Signed by Ralph Avila and Elvio Jimenez.
- Is single and makes his home in Hato Mayor, DR.

PEDRO JULIO ASTACIO

Year	Club	W-L	ERA	G	GS	CG	SHO	SV	IP	H	R	ER	BB	SO
1988	Santo Domingo	4-2	2.08	8	7	1	0	0	47.2	43	21	11	18	20
1989	Kissimmee	7-3	3.17	12	12	1	1	0	76.2	77	30	27	12	52
1990	Yakima	2-0	1.74	3	3	0	0	0	20.2	9	8	4	4	22
	Vero Beach	1-5	6.32	8	8	0	0	0	47.0	54	39	33	23	41
	Bakersfield	5-2	2.77	10	7	1	0	0	52.0	46	22	16	15	34
1991	Vero Beach	5-3	1.67	9	9	3	1	0	59.1	44	19	11	8	45
	San Antonio	4-11	4.78	19	19	2	1	0	113.0	142	67	60	39	62
1992	Albuquerque	6-6	5.47	24	15	1	0	0	98.2	115	68	60	44	66
	Los Angeles	5-5	1.98	11	11	4	4	0	82.0	80	23	18	20	43
M.L.	Totals-1 year	5-5	1.98	11	11	4	4	0	82.0	80	23	18	20	43

Los Angeles Dodgers

34

ASTACIO (Continued)

ASTACIO - 1992 & CAREER vs. NATIONAL LEAGUE

	1992						Career					
	W-L	ERA	IP	ER	SO	SV	W-L	ERA	IP	ER	SO	SV
vs. West												
Atlanta	0-1	5.40	5.0	3	5	0	0-1	5.40	5.0	3	5	0
Cincinnati	1-1	1.21	22.1	3	11	0	1-1	1.21	22.1	3	11	0
Houston	0-1	3.86	7.0	3	7	0	0-1	3.86	7.0	3	7	0
Los Angeles	-	-	-	-	-	-	-	-	-	-	-	-
San Diego	-	-	-	-	-	-	-	-	-	-	-	-
San Francisco	2-0	1.72	15.2	3	5	0	2-0	1.72	15.2	3	5	0
West Total	3-3	2.16	50.0	12	28	0	3-3	2.16	50.0	12	28	0
vs. East												
Chicago	0-1	3.86	7.0	3	1	0	0-1	3.86	7.0	3	1	0
Montreal	0-1	3.86	7.0	3	2	0	0-1	3.86	7.0	3	2	0
New York	1-0	0.00	9.0	0	2	0	1-0	0.00	9.0	0	2	0
Philadelphia	1-0	0.00	9.0	0	10	0	1-0	0.00	9.0	0	10	0
Pittsburgh	-	-	-	-	-	-	-	-	-	-	-	-
St. Louis	-	-	-	-	-	-	-	-	-	-	-	-
East Total	2-2	1.69	32.0	6	15	0	2-2	1.69	32.0	6	15	0
1992 Totals	5-5	1.98	82.0	18	43	0	5-5	1.98	82.0	18	43	0

1992 & CAREER BY MONTH

	W-L	ERA	IP	ER	SO	SV	W-L	ERA	IP	ER	SO	SV
In April	-	-	-	-	-	-	-	-	-	-	-	-
May	-	-	-	-	-	-	-	-	-	-	-	-
June	-	-	-	-	-	-	-	-	-	-	-	-
July	1-1	1.69	16.0	3	12	0	1-1	1.69	16.0	3	12	0
August	1-1	1.23	22.0	3	9	0	1-1	1.23	22.0	3	9	0
Sept.-Oct.	3-3	2.45	44.0	12	22	0	3-3	2.45	44.0	12	22	0

1992 & CAREER STATISTICAL BREAKDOWN

	W-L	ERA	IP	ER	SO	SV	W-L	ERA	IP	ER	SO	SV
Home	3-3	1.68	48.1	9	22	0	3-3	1.68	48.1	9	22	0
Road	2-2	2.41	33.2	9	21	0	2-2	2.41	33.2	9	21	0
Starter	5-5	1.98	82.0	18	43	-	5-5	1.98	82.0	18	43	-
Reliever	-	-	-	-	-	-	-	-	-	-	-	-
Before ASG	1-1	1.69	16.0	3	12	0	1-1	1.69	16.0	3	12	0
After ASG	4-4	2.05	66.0	15	31	0	4-4	2.05	66.0	15	31	0

MISCELLANEOUS STATISTICS

Year	Pitching Totals					AVG	Hitting Totals						
	IBB	HB	WP	BK	HR		AB	R	H	2B	3B	HR	RBI
1992	4	2	1	0	1	.125	24	2	3	0	0	0	1

ASTACIO'S CAREER TRANSACTIONS

- ◆ Signed as a free agent by Los Angeles on Nov. 21, 1987.

ASTACIO'S GAME HIGHS

Hitting

- ◆ **Most Hits:** 2, Sept. 29, 1992 vs. Cincinnati
- ◆ **Most RBI:** 1, Sept. 29, 1992 vs. Cincinnati

ASTACIO'S CAREER AND GAME HIGHS

- Low Hit Game:** 3 (two times), last time Sept. 29, 1992 at Cincinnati
- Most Innings Pitched:** 9 (four times), last time Sept. 29, 1992 at Cincinnati
- Most Strikeouts:** 10, July 3, 1992 vs. Philadelphia (#2)
- Most Walks:** 4, July 3, 1992 vs. Philadelphia (#2)
- Longest Winning Streak:** 2, Sept. 12-18, 1992
- Longest Losing Streak:** 2, Aug. 23-Sept. 7, 1992

RAFAEL BOURNIGAL

INFIELDER

Height: 5-11 **Weight:** 165
Bats: Right **Throws:** Right
Opening Day Age: 26
Birth Date: May 12, 1966
Birthplace: Azusa, DR
M.L. Service: 34 days
How Obtained: Dodgers' 19th
 selection in the June 1987 Free
 Agent Draft
Contract Status: Signed
 through 1993


21

1992 NOTES

- ◆ Was recalled from Albuquerque (AAA) when the rosters expanded on Sept. 1.
- ◆ Batted .150 for the Dodgers in 10 games.
- ◆ Made his major league debut on Sept. 1 at Chicago and went 0-for-2 in what turned out to be the Dodgers' longest game of the year, a 4-hour and 30-minute, 5-4 Dodger win in 13 innings.
- ◆ Collected his first major league hit on Sept. 4 at Pittsburgh, a 3rd inning base hit off RANDY TOMLIN.
- ◆ Started the final two games of the season at Houston (Oct. 3-4) and collected a hit in each contest.
- ◆ Started eight games at shortstop, nine games overall, and made one error in 30 total chances (.967).
- ◆ Only played one of his 10 games at Dodger Stadium, appearing as a pinch-hitter on Sept. 24 against the Reds...he struck out.
- ◆ Struck out only two times in 20 major league at-bats and fanned just seven times in 395 at-bats for Albuquerque.
- ◆ Played in 122 games for Albuquerque and batted .324 with 34 RBI.
- ◆ His .324 average was 3rd highest among all minor league shortstops.
- ◆ Was named the Dukes' Most Valuable Player and was the Jack Perconte Award winner for Inspirational Play.
- ◆ His .984 fielding percentage led all PCL shortstops and it set a Dukes new season franchise record.
- ◆ Played for Escogido in the Dominican Winter League and batted .220 in 14 games.

MINOR LEAGUE HIGHLIGHTS

1991:

- ◆ Started the season as a player/coach at Vero Beach (A), was promoted to San Antonio (AA) and then promoted to Albuquerque (AAA)...he hit a combined .289 (100-for-346) in 102 games... struck out just 23 times.

1988:

- ◆ Hit a career-high .313 for Salem (A) in 70 games.

PERSONAL

- ◆ Attended Florida State University where he was a teammate of DEION SANDERS...he was an All-Metro league selection in 1987.
- ◆ Graduated from Domay High School.
- ◆ Graduated from Florida State in 1989.
- ◆ Signed by Tommy Mixon.

Los Angeles Dodgers

36

BOURNIGAL (Continued)

- ◆ Played American Legion ball in 1983-84.
- ◆ Was a member of the Junior Olympic team for Canada in 1984.
- ◆ Wife's name is Brenda and they have a daughter, Sara Luisa.

RAFAEL ANTONIO BOURNIGAL

Year	Club	Avg.	G	AB	R	H	2B	3B	HR	RBI	BB	SO	SB
1987	Great Falls	.146	30	82	5	12	4	0	0	4	3	7	0
1988	Salem	.313	70	275	54	86	10	1	0	25	38	32	11
1989	Vero Beach	.264	132	484	74	128	11	1	1	37	33	21	18
1990	San Antonio	.211	69	194	20	41	4	2	0	14	8	24	2
1991	Vero Beach	.242	20	66	6	16	2	0	0	3	1	3	2
	San Antonio	.323	16	65	6	21	2	0	0	9	2	7	2
	Albuquerque	.293	66	215	34	63	5	5	0	29	14	13	4
1992	Albuquerque	.324	122	395	47	128	18	1	0	34	22	7	5
	Los Angeles	.150	10	20	1	3	1	0	0	0	1	2	0
ML Totals-1 year		.150	10	20	1	3	1	0	0	0	1	2	0

BOURNIGAL - 1992 & CAREER vs. NATIONAL LEAGUE

	1992					Career				
	AVG	AB	H	HR	RBI	AVG	AB	H	HR	RBI
vs. West										
Atlanta	.000	2	0	0	0	.000	2	0	0	0
Cincinnati	.000	2	0	0	0	.000	2	0	0	0
Houston	.500	4	2	0	0	.500	4	2	0	0
Los Angeles	-	-	-	-	-	-	-	-	-	-
San Diego	-	-	-	-	-	-	-	-	-	-
San Francisco	-	-	-	-	-	-	-	-	-	-
West Total	.250	8	2	0	0	.250	8	2	0	0
vs. East										
Chicago	.000	4	0	0	0	.000	4	0	0	0
Montreal	-	-	-	-	-	-	-	-	-	-
New York	-	-	-	-	-	-	-	-	-	-
Philadelphia	-	-	-	-	-	-	-	-	-	-
Pittsburgh	.125	8	1	0	0	.125	8	1	0	0
St. Louis	-	-	-	-	-	-	-	-	-	-
East Total	.083	12	1	0	0	.083	12	1	0	0
1992 Totals	.150	20	3	0	0	.150	20	3	0	0

1992 & CAREER BY MONTH

	AVG	AB	H	HR	RBI	AVG	AB	H	HR	RBI
In April	-	-	-	-	-	-	-	-	-	-
May	-	-	-	-	-	-	-	-	-	-
June	-	-	-	-	-	-	-	-	-	-
July	-	-	-	-	-	-	-	-	-	-
August	-	-	-	-	-	-	-	-	-	-
Sept.-Oct.	.150	20	3	0	0	.150	20	3	0	0

1992 & CAREER STATISTICAL BREAKDOWN

	AVG	AB	H	HR	RBI	AVG	AB	H	HR	RBI
Home	.000	1	0	0	0	.000	1	0	0	0
Road	.158	19	3	0	0	.158	19	3	0	0
Before ASG	-	-	-	-	-	-	-	-	-	-
After ASG	.150	20	3	0	0	.150	20	3	0	0
vs. RHP	.167	12	2	0	0	.167	12	2	0	0
vs. LHP	.125	8	1	0	0	.125	8	1	0	0
Pinch Hit	.000	1	0	0	0	.000	1	0	0	0

MISCELLANEOUS STATISTICS

Year	Batting Totals							POS	PCT	Fielding Totals					
	IBB	HB	SF	SH	CS	TB	G			PO	A	E	TC	DP	
1992	0	1	0	0	0	4	INF	.967	9	12	17	1	30	2	

BOURNIGAL'S CAREER TRANSACTIONS

- ◆ Dodgers 19th selection in the June 1987 Free Agent Draft.

MIKE BUSCH

INFIELDER

Height: 6-5 **Weight:** 241
Bats: Right **Throws:** Right
Opening Day Age: 24
Birth Date: July 7, 1968
Birthplace: Davenport, IA
M.L. Service: None
How Obtained: Dodgers' #4 selection in the June 1990 Free Agent Draft
Contract Status: Signed through 1993


51

1992 NOTES

- ◆ In his third professional season with the Dodgers, hit .238 with 18 home runs and 51 RBI in 115 games for Double-A San Antonio.
- ◆ His 18 home runs were third-best in the Dodger minor league system... hit 12 of them at home...enjoyed his best success against Wichita, hitting six homers and driving in 17 RBI.
- ◆ Batted .321 in April, but only .225 the rest of the season...hit .317 (33-for-104) vs. Midland and .316 (12-for-38) vs. Jackson.
- ◆ Played 81 games at third base, 26 in the outfield and 10 at first base.
- ◆ At the Arizona Fall League, batted .200 with seven homers and 19 RBI in 44 games.

MINOR LEAGUE HIGHLIGHTS

1991:

- ◆ Due to a back injury, he appeared in just 21 games for Bakersfield (A), hitting .278 with four homers and 16 RBI.

1990:

- ◆ Enjoyed a highly successful first professional season, hitting .327 with a league-best 13 home runs and 47 RBI for Great Falls. Led the team in runs (48), doubles (18), home runs (13), RBI (47) and walks (39).
- ◆ Named to the Pioneer League All-Star team and helped Great Falls to its third consecutive league championship.

PERSONAL

- ◆ Resides in Houston, TX.
- ◆ Was a four-sport athlete at North Scott High School in Iowa and won numerous honors.
- ◆ At Iowa State University, was first-team All-Big 8, all-district and third-team All-America in baseball...played tight end on the Cyclones' football team...named first-team All-America by UPI and picked to the Walter Camp and Scripps-Howard All-America teams...named Iowa State and Big-8 Male Athlete of the Year.
- ◆ Enjoys hunting, fishing, motorcycles, skiing and carpentry.

MICHAEL ANTHONY BUSCH

Year	Club	Avg.	G	AB	R	H	2B	3B	HR	RBI	BB	SO	SB
1990	Great Falls	.327	61	220	48	72	18	2	13	47	39	50	3
1991	Bakersfield	.278	21	72	13	20	3	1	4	16	12	21	0
1992	San Antonio	.238	115	416	58	99	14	2	18	51	36	111	3

BUSCH'S CAREER TRANSACTIONS

◆ Selected by Los Angeles in the fourth round in the June 1990 Free Agent Draft.

ALBERT

BUSTILLOS

RIGHT-HANDED PITCHER

Height: 6-1 Weight: 233
 Bats: Right Throws: Right
 Opening Day Age: 24
 Birth Date: April 8, 1968
 Birthplace: San Jose, CA
 M.L. Service: None
 How Obtained: Dodgers' #47
 selection in the June 1987
 Free Agent Draft
 Contract Status: Signed
 through 1993



65

1992 NOTES

- ◆ Started the season on a strong note, posting a 0.69 ERA, two saves and a victory in six games at San Antonio (AA) during April.
- ◆ Earned a promotion to Albuquerque in May and had a good second month, recording a 1.86 ERA in eight games...after the first two months, had a 1-2 mark with three saves and a 1.19 ERA.
- ◆ Struggled the rest of the season, compiling a 5.14 ERA in 18 games...did record two more saves to give him five for the season.
- ◆ His combined numbers were 32 G, 2-2, 50.0 IP, 5 saves, 3.78 ERA and 33 strikeouts.

MINOR LEAGUE HIGHLIGHTS

1991:

- ◆ For the third straight season, played on two different teams: Bakersfield (A) and San Antonio (AA)...combined for a 7-8 mark with a 4.38 ERA...made 27 appearances, 19 of those in a starting role.
- ◆ Was 2-3 with a 1.48 ERA in 11 games at Bakersfield...notched 37 strikeouts in 42.2 innings.
- ◆ At San Antonio, was 5-5 with a 4.65 ERA...made 14 starts and had one complete game.

1990:

- ◆ Pitched on his second consecutive league championship team with Vero Beach (A) of the Florida State League...totaled a career-high 11 wins...pitched 136 innings and had a 3.04 ERA...started 20 of 22 games and had two complete games.
- ◆ Made five relief appearances for San Antonio and had a save.

1989:

- ◆ Split his time between Vero Beach and Bakersfield and was a combined 10-6 with a 3.11 ERA in 26 starts...had 110 strikeouts in a career-high 168 innings of work.

- ◆ Was part of a talent-rich pitching staff for the California League champion Bakersfield Dodgers... was 8-4 with a 3.17 ERA in 19 starts... had two complete games and 80 strikeouts.
- ◆ Made seven starts at Vero Beach, posting a 2-4 record and 2.93 ERA... 30 strikeouts in 43.0 innings.

1988:

- ◆ Had a strong first season at Sarasota, posting a 6-3 mark with a 1.46 ERA... struck out 65 batters in 68 innings... made six starts in 17 appearances... compiled two saves.

PERSONAL

- ◆ Attended Gilroy High School in Northern California where he was a three-time all-league selection in baseball.
- ◆ At Gavilan Community College, was an all-conference pitcher for two seasons.
- ◆ Collects baseball cards and models and enjoys working on ceramics and art.

ALBERT BUSTILLOS

Year	Club	W-L	ERA	G	GS	CG	SHO	SV	IP	H	R	ER	BB	SO
1988	Sarasota	6-3	1.46	17	6	1	0	2	68.0	46	13	11	12	65
1989	Vero Beach	2-4	2.93	7	7	1	0	0	43.0	42	19	14	11	30
	Bakersfield	8-4	3.17	19	19	2	1	0	125.0	115	53	44	42	80
1990	Vero Beach	11-5	3.04	22	20	2	1	0	136.0	131	50	46	45	89
	San Antonio	0-1	6.48	5	0	0	0	1	8.1	8	6	6	5	6
1991	Bakersfield	2-3	1.48	11	5	1	0	1	42.2	31	15	7	16	37
	San Antonio	5-5	4.65	16	14	1	0	0	93.0	113	51	48	23	47
1992	San Antonio	1-0	0.69	6	0	0	0	2	13.0	8	3	1	3	9
	Albuquerque	1-2	4.78	26	0	0	0	3	37.2	41	20	20	16	23

BUSTILLOS' CAREER TRANSACTIONS

- ◆ Dodger's 47th selection in the June 1987 Free Agent Draft.

BRETT BUTLER**OUTFIELDER**

Height: 5-10 **Weight:** 161
Bats: Left **Throws:** Left
Opening Day Age: 35
Birth Date: June 15, 1957
Birthplace: Los Angeles, CA
M.L. Service: 11 years and 9 days
How Obtained: Signed by Los Angeles as a free agent on December 15, 1990
Contract Status: Signed through 1993 (club option for 1994)

**22****1992 NOTES**

- ◆ Appeared in a team-high 157 games and recorded a .309 average with three home runs, 39 RBI and 41 stolen bases... his .309 batting average was 8th best in the league and his 41 stolen bases was tied for 7th best with the Braves' OTIS NIXON in the National League... also totaled 171 hits, 10th best in the league.

- ◆ Led the Dodgers with 95 walks, 3rd highest in the league and ranked 8th on the all-time L.A. Dodger single season list...he has finished among the top five N.L. leaders in walks in five of the last six years... his 108 walks in 1991 tied for 2nd highest total in L.A. Dodger history with JIMMY WYNN.
- ◆ Was 3rd in the league with a .413 on base average...it ranks 6th on the L.A. Dodger all-time single season chart.
- ◆ There were a total of 2,743 pitches thrown to Butler in 1992, second only to the Astros' CRAIG BIGGIO who had 2,758 pitches come his way...in 1991, Butler led the league with 3,064 pitches seen.
- ◆ Has led the National League in singles the last three years, totaling 143 in 1992, 162 in 1991 and 160 in 1990...last player to lead the N.L. three straight seasons was LLOYD WANER of the Pirates from 1927-1929...only other N.L. player was CLARENCE BEAUMONT of the Pirates from 1902-1904...WILLIE WILSON of the Royals was the last player to lead the league four straight seasons from 1979-82...NELLIE FOX of the White Sox led the A.L. in singles seven straight seasons from 1954-60.
- ◆ In his 9th at-bat of the season he homered off CRAIG LEFFERTS of the Padres on April 9 in San Diego...it was his 8th career homer off a left-hander and first since 1990...328 at-bats later he hit his 2nd homer off DAVID CONE on July 22 at New York, his first career home run vs. New York...would collect his 3rd and final home run of the season on Aug. 22 off JIM BULLINGER of the Cubs...has homered on consecutive days one time in his career, on June 27, 1983 off the Reds' MARIO SOTO and the following day off the Astros' NOLAN RYAN...his homer off Soto was his first career home run.
- ◆ Had a season-high four hits on two occasions, both times in San Diego on April 9 and Sept. 15...totaled 53 multi-hit games, tied for 6th best in the N.L., including nine three-hit games...has 493 career multi-hit games including 13 four-hit games and three five-hit games.
- ◆ Collected the only two Dodger hits off MIKE BIELECKI on April 16 in a 3-0 loss to the Braves.
- ◆ Entered the 1992 season with a 186 consecutive game errorless streak but saw it end at 207 games with a throwing error on April 29 vs. the Phillies in Los Angeles and 35 games short of the N.L. record...committed just two errors on the season, the other mishap on June 13 at Cincinnati...has just 36 errors in his 12-year major league career.
- ◆ Had a .995 fielding percentage which was 3rd best among N.L. center fielders and tied for 10th with nine assists.
- ◆ Was the third toughest man to double-up in the National League, 138.3 at-bats/GIDP, trailing only DARREN DAULTON of the Phillies (161.7) and the Braves' DAVID JUSTICE who did not hit into a double play in 1992.
- ◆ Recorded two assists on April 18 vs. Atlanta, throwing out both DEION SANDERS and MARK LEMKE at the plate in a Dodger 7-3 win.
- ◆ Started the season on a hot note offensively, but that is not unusual for Butler...in 1992 he batted .295 for the month of April and in the last five years has an overall .321 batting average in April, 5th best in the major leagues.
- ◆ Snapped a season-high streak of 20 at-bats without a hit on May 18 with a bunt single vs. Chicago...stole his 400th career base that same game with JOE GIRARDI behind the plate.
- ◆ In a 2-0 loss to Houston on June 21, he batted second for the first time since May 6, 1987 at Texas for the Indians...moved to the number two spot on a regular basis on July 16...in all, he hit second in 64 games and batted .362 (81-for-224) tops in the major leagues among number two batters...in the leadoff spot in 1992 he hit .269 (87-for-324)...but in the last five years Butler has a .291 leadoff average, 8th best in the major leagues among leadoff hitters.
- ◆ Scored his 1,000th career run on June 26 in a 6-5 win over Houston, scoring on a wild pitch by XAVIER HERNANDEZ.

- ◆ Collected his 20th bunt hit on July 2 vs. the Phillies, giving him nine straight seasons with 20 or more bunt hits...totaled a career-high 41 bunt hits in 1992 and has 225 in his career, 62 with the Dodgers... put 97 bunts in play in 1992, tops in the league, and totaled 68 infield hits...has 129 infield hits with the Dodgers.
- ◆ Appeared in his 1,600th career game on July 6 in game two of the doubleheader vs. the Expos.
- ◆ Had a string of 233 consecutive games snapped when he missed the July 11 game vs. St. Louis with a sprained right shoulder... he injured the shoulder the previous night against the Cardinals... he missed just four more games, the July 12 game vs. St. Louis, Sept. 11-12 games vs. the Padres because of root canal surgery and the Oct. 2 game at Houston.
- ◆ Collected his first multi-RBI game on June 25 vs. Houston (67 games) and totaled six on the year, including a season-high three RBI on July 20 at New York.
- ◆ Was 3-for-4 on July 22 at New York and raised his overall average to .302, first time over .300 since May 9...his average remained over .300 for the rest of the season (67 games).
- ◆ On July 25 at Montreal he tied a career high with three stolen bases, 5th time in his career...stole two or more bases five times in 1992 and has 43 multi-stolen base games in his career...he stole home for the first time in his career on Sept. 8 at Atlanta off CHARLIE LIEBRANDT...totaled 41 stolen bases in 1992, 5th time in career with 40 or more stolen bases and 10th straight season with 30 or more... stole third base nine times in 1992, 3rd best in the N.L. along with teammate JOSE OFFERMAN...has 437 career stolen bases, tied for 48th on the all-time list with STEVE SAX of the White Sox.
- ◆ Was named N.L. Player of the Week (first time in career) from July 20-26, batting .652 (15-for-23) with eight stolen bases...also tabbed N.L. Player of the Month for July, batting a major league high .442 with 12 RBI, 18 stolen bases, 23 runs and a .547 on-base average in 29 games...July 1992 was the first time in his career that he hit 400 or more in a month.
- ◆ Had a season-high 19-game hitting streak from July 16-Aug. 5, second longest in the N.L. ...JAY BELL of the Pirates led the league with a 22-game hitting streak...had the longest hitting streak in the major leagues in 1991, a career-best 23-game streak from June 15-July 14.
- ◆ In his 6,000th major league at-bat on Aug. 7 at Atlanta, he doubled off PETE SMITH in the first inning.
- ◆ Totaled 11 triples in 1992, most by a Dodger since WILLIE DAVIS collected 16 in 1970 and became only the 4th L.A. Dodger to record 10 or more triples in a season, joining MAURY WILLS and WALLY MOON...his 11 three-baggers were tied for 4th best among N.L. players.
- ◆ Had a career-high 24 sacrifice hits, tops in the N.L. and five more than the Pirates' JAY BELL, who had led the league the previous two seasons...it also set an all-time L.A. Dodger record for most sacrifice hits in a season.
- ◆ Was tabbed best bunter for the 3rd straight season and named best two-strike hitter by N.L. managers.
- ◆ His .289 lifetime average vs. LHP is one point higher than his career mark vs. RHP...last year he led the N.L. with a .420 on-base average vs. RHP and his .402 on-base average vs. LHP was 10th best...overall he hit .318 vs. RHP last year which ranked 5th among N.L. hitters and 8th in the major leagues.
- ◆ Has been placed on the disabled list one time in his career and that was in 1987 with the Indians when he fractured his middle finger on a bunt attempt on Opening Day and missed the month of April.
- ◆ Batted .351 after the All-Star break which was 3rd highest in the major leagues, trailing EDGAR MARTINEZ of Seattle (.364) and BIP ROBERTS of the Reds (.369)...in the last five years he has a .308 batting average (429-for-1394) after the All-Star break...also enjoys a .327 overall July average in the last five years, 5th best in the major leagues.
- ◆ Was on base in 67 of his 71 games played after the All-Star break.

- ◆ In his two seasons with the Dodgers, he is batting .302 (353-for-1168) with five home runs, 77 RBI and 79 stolen bases in 318 games.
- ◆ Batted .262 with runners in scoring position...batted a team-high .309 in 1991...was 2-for-13 with the bases loaded.
- ◆ Favorite places to hit in 1992?...how about .524 (11-for-21) at Philadelphia, .486 (17-for-35) at San Diego, .417 (10-for-24) at New York and .344 (11-for-32) at San Francisco.

MAJOR LEAGUE HIGHLIGHTS

1991:

- ◆ In his first season with the Dodgers he led the N.L. in games (161), runs (112), walks (108), singles (162-2nd straight season he led league), on-base average for leadoff hitters (.401), on-base (291 times), pitches faced (3,064), plate appearances (730).
- ◆ Was the first Dodger to lead the league in runs since DUKE SNIDER in 1955 and in walks since JIM GILLIAM in 1959.
- ◆ Also placed among league leaders in at-bats (2nd with 615 and most by a Dodger since STEVE SAX had 632 in 1988), hardest to double-up (2nd 205.0 AB/GIDP), hits (2nd with 182), on-base average (2nd with a .401 average, trailing only BARRY BONDS of the Pirates at .410), bunts into play (2nd with 50 to OTIS NIXON'S 59 for Atlanta).
- ◆ Was 5th in the N.L. vs. RHP with a .306 average, 6th in the league with 38 stolen bases and hit a 7th best .312 at home.
- ◆ His 108 walks tied for second-highest total in L.A. Dodger history with JIMMY WYNN and 8th on the all-time club list; Wynn has the L.A. record for most walks in a season with 110 in 1975.
- ◆ His 112 runs scored ranks 3rd in L.A. Dodger history and his 162 singles were the most by a Dodger since MAURY WILLS totaled 165 in 1965 and is the 4th highest total in L.A. history, 9th all-time.
- ◆ Set the N.L. record for games without an error in a season by an outfielder by playing 161 errorless games, breaking the old record of 159 games set by CURT FLOOD of the Cardinals in 1966.
- ◆ Started 160 games...did not start on April 24 due to a cut on his left toe.
- ◆ Collected 61 infield singles, including 21 bunt hits.
- ◆ Hit his first home run as a Dodger on April 28 vs. his former club, the Giants, in a 7-3 Dodger win.
- ◆ Had a 16-game hitting streak in which he batted .379 including a 5-for-5 performance on April 26 vs. San Francisco, matching a career-high for hits and the first Dodger to go 5-for-5 since PEDRO GUERRERO on June 12, 1984.
- ◆ Led the major leagues with a 23-game hitting streak from June 15-July 13...the streak was the 5th longest hitting streak in L.A. Dodger history.
- ◆ On July 3 at San Diego he scored from second base on an EDDIE MURRAY sacrifice fly...accomplished the feat twice in 1990.
- ◆ Collected his 1,500th career hit on June 28 at Atlanta, going 4-for-4.
- ◆ Was named to the All-Star team for the first time in his career, representing the National League in the game at Toronto.
- ◆ Walked for the 100th time on Sept. 17 vs. the Reds, only the second player in L.A. Dodger history and first in 16 years (WYNN 110 in 1975).
- ◆ Collected his 400th career RBI on Sept. 24 at San Diego.
- ◆ Batted a team-high .309 (34-for-110) among regulars with runners in scoring position.
- ◆ Had six multi-RBI games and 47 multi-hit games.
- ◆ His .401 on-base percentage was the 8th best in Los Angeles history.
- ◆ Became the first Dodger since REGGIE SMITH in 1977 to have 100 or more walks and runs in the same season.
- ◆ Named the Most Valuable Player by the local chapter of the BBWAA.

1990:

- ◆ Tied with LEN DYKSTRA for the league lead in hits with a career-high 192...he was the first Giant to top the league in that category since WILLIE MAYS in 1960.

- ◆ Ranked among the league leaders in singles (1st with 160, 13 ahead of BARRY LARKIN), walks (3rd with 90), triples (tied for 3rd with 9), runs (3rd with 108), games played (tied for 3rd with 160), at-bats (4th with 622), stolen bases (4th with 51) and on-base percentage (5th at .397)... was also 3rd toughest to double up, once every 2073 at-bats.
- ◆ His 51 stolen bases was second highest in San Francisco's history, behind BILL NORTH'S 58 in 1979.
- ◆ Scored from second base on sacrifice flies twice.
- ◆ Walked five times at Atlanta on April 12, tying the modern N.L. record.
- ◆ On May 15 vs. the Mets he joined JOSE CARDENAL, BILL NORTH and DAVE COLLINS as the only players in baseball history with 150 stolen bases in each league.
- ◆ Ranked 2nd in total chances (430) and putouts (420) among N.L. outfielders.
- ◆ Collected 22 bunt singles.
- ◆ Every start was in center field and in the leadoff slot.
- ◆ His 108 runs scored was tops among N.L. leadoff batters... also led leadoff men with 90 walks.
- ◆ Was the only N.L. player with over 700 plate appearances (732).
- ◆ Did not hit into a double play, tying a major league record for outfielders.

1989:

- ◆ Ranked among the N.L. leaders in runs (tied for 4th with 100), hits (7th with 168), sacrifice hits (tied for 4th with 13) and at-bats (tied for 7th with 594).
- ◆ Ranked 2nd with 407 putouts among outfielders and 4th with 11 assists.
- ◆ Was the toughest batter in the N.L. to double up, once every 148.5 at bats.

1988:

- ◆ Led the league in runs scored with 109 in his first year with the Giants.
- ◆ Finished second in the circuit in walks (97) and on-base percentage (.393), tied for third in triples (9) and sixth in stolen bases (43)... led the league in bunt hits with 20.
- ◆ Collected his 1,000th career hit on July 25 off FERNANDO VALENZUELA of the Dodgers.
- ◆ Finished second among N.L. outfielders in putouts (395) and total chances (403).

1987:

- ◆ Led the Indians and was among the A.L. leaders with 91 walks (5th), eight triples (5th), .399 on-base percentage (7th), and 33 stolen bases (9th)... became the second player in Indians' history to record four straight 30-steal seasons.
- ◆ Hit a career-high nine home runs.
- ◆ Fractured the middle finger on his left hand on a bunt attempt Opening Day and was on the DL until April 30.

1986:

- ◆ Led the majors and tied a career high with 14 triples... became the second player in major league history to lead each league in triples (along with Hall of Famer SAM CRAWFORD).
- ◆ Set career-highs with 161 games and 51 RBI.

1985:

- ◆ Led all A.L. outfielders with a .998 fielding percentage with one error in 458 total chances.
- ◆ Hit two home runs off PHIL NIEKRO on Aug. 8 at Yankee Stadium.

1984:

- ◆ Became the first player in Cleveland history to steal 50 bases and score 100 runs.
- ◆ Set a career-high with 52 stolen bases.

1983:

- ◆ Set an Atlanta single-season record with 39 stolen bases in his first full season.
- ◆ Led the majors with 13 triples.

- ◆ Collected five hits on July 10 at Montreal.
1982:
 - ◆ Was the Braves' center fielder and leadoff hitter as the club started its division championship season at 13-0.
- 1981:**
 - ◆ Made his major league debut with the Braves and collected his first hit on Aug. 20, a double off the Mets' DANNY BOITANO.

MINOR LEAGUE HIGHLIGHTS

- 1981:**
 - ◆ Started the year at Richmond (AAA) and batted .335 with a league-best 83 runs scored and 103 walks.
 - ◆ Named the International League MVP.
- 1979:**
 - ◆ Made his professional debut for Bradenton before being promoted to Greenwood.
 - ◆ Combined to bat .342 with 62 runs, 31 RBI and 25 stolen bases in 65 games.

PERSONAL

- ◆ Born in Los Angeles and lived in Fremont, CA until moving to Illinois at age 12.
- ◆ Lettered in baseball, football, wrestling and cross country for Libertyville (Illinois) High School...graduated in 1975.
- ◆ Was a two-time All-America at Southeastern Oklahoma State University before graduating in 1979 with a Bachelor of Science Degree in Education.
- ◆ Attended Arizona State.
- ◆ Raises ostriches on a farm in Oklahoma.
- ◆ Signed by scout Bobby Mavis.
- ◆ Wife's name is Eveline and they have three daughters, Abbi (8-15-82), Stefanie (2-9-84) and Katie (5-20-85) and one son, Blake (10-16-87).
- ◆ He is a member of the Leukemia Society and National Sports Committee.

BRETT MORGAN BUTLER

Year	Club	Avg.	G	AB	R	H	2B	3B	HR	RBI	BB	SO	SB
1979	Bradenton	.369	30	111	36	41	7	5	3	20	19	15	5
	Greenwood	.318	35	117	26	37	2	4	1	11	24	27	20
1980	Anderson	.298	70	255	73	76	12	6	1	26	67	29	44
	Durham	.366	66	224	47	82	15	6	2	39	67	30	36
1981	Richmond	.335	125	466	83	156	19	4	3	36	103	63	44
	Atlanta	.254	40	126	17	32	2	3	0	4	19	17	9
1982	Richmond	.363	41	157	22	57	8	3	1	22	22	19	12
	Atlanta	.217	89	240	35	52	2	0	0	7	25	35	21
1983	Atlanta	.281	151	549	84	154	21	13	5	37	54	56	39
1984	Cleveland	.269	159	602	108	162	25	9	3	49	86	62	52
1985	Cleveland	.311	152	591	106	184	28	14	5	50	63	42	47
1986	Cleveland	.278	161	587	92	163	17	14	4	51	70	65	32
1987	Cleveland	.295	137	522	91	154	25	8	9	41	91	55	33
1988	San Francisco	.287	157	568	109	163	27	9	6	43	97	64	43
1989	San Francisco	.283	154	594	100	168	22	4	4	36	59	69	31
1990	San Francisco	.309	160	622	108	192	20	9	3	44	90	62	51
1991	Los Angeles	.296	161	615	112	182	13	5	2	38	108	79	38
1992	Los Angeles	.309	157	553	86	171	14	11	3	39	95	67	41
NL Totals-8 years		.288	1069	3867	651	1114	121	54	23	248	547	449	273
AL Totals-4 years		.288	609	2302	397	663	95	45	21	191	310	224	164
ML Totals-12 years		.288	1678	6169	1048	1777	216	99	44	439	857	673	437

BUTLER – 1992 & CAREER vs. NATIONAL LEAGUE

	1991					Career				
	AVG	AB	H	HR	RBI	AVG	AB	H	HR	RBI
vs. West										
Atlanta	.250	64	16	0	3	.339	310	105	3	28
Cincinnati	.338	65	22	0	3	.300	467	140	2	20
Houston	.241	58	14	0	8	.255	432	110	4	26
Los Angeles	—	—	—	—	—	.310	277	86	2	22
San Diego	.449	69	31	1	4	.332	446	148	4	28
San Francisco	.327	55	18	0	4	.302	215	65	1	14
West Total	.325	311	101	1	22	.305	2147	654	16	138
vs. East										
Chicago	.237	38	9	1	3	.264	269	71	2	21
Montreal	.325	40	13	0	1	.259	316	82	1	16
New York	.273	44	12	1	6	.264	296	78	1	20
Philadelphia	.415	41	17	0	5	.328	262	86	0	18
Pittsburgh	.308	39	12	0	1	.249	285	71	2	16
St. Louis	.175	40	7	0	1	.247	292	72	1	19
East Total	.289	242	70	2	17	.267	1720	460	7	110
1992 Totals	.309	553	171	3	39	.288	3867	1114	23	248

1992 & CAREER BY MONTH

	AVG	AB	H	HR	RBI	AVG	AB	H	HR	RBI
In April	.295	88	26	1	7	.294	812	239	6	59
May	.238	84	20	0	2	.241	1039	250	2	62
June	.271	96	26	0	9	.289	1039	300	7	75
July	.442	95	42	1	12	.312	1000	312	6	83
August	.299	97	29	1	7	.286	1105	316	12	88
Sept.-Oct.	.301	93	28	0	2	.307	1174	360	11	72

1992 & CAREER STATISTICAL BREAKDOWN

	AVG	AB	H	HR	RBI	AVG	AB	H	HR	RBI
Home	.303	267	81	1	19	.303	2981	902	19	200
Road	.315	286	90	2	20	.274	3188	875	25	239
Before ASG	.277	314	87	1	19	.277	3225	892	17	225
After ASG	.351	239	84	2	20	.301	2944	885	27	214
vs. RHP	.318	330	105	2	22	.288	4241	1220	36	278
vs. LHP	.296	223	66	1	17	.289	1928	557	8	161
Pinch Hit	.333	3	1	0	0	.148	27	4	0	1

LEAGUE CHAMPIONSHIP SERIES RECORD

Year	Club, Opp.	Avg.	G	AB	R	H	2B	3B	HR	RBI	BB	SO	SB
1983	Atl. vs. St. L.	.000	2	1	0	0	0	0	0	0	0	0	0
1989	S.F. vs. Chi.	.211	5	19	6	4	0	0	0	0	3	3	0
	LCS Totals	.200	7	20	6	4	0	0	0	0	3	3	0

WORLD SERIES RECORD

Year	Club, Site	Avg.	G	AB	R	H	2B	3B	HR	RBI	BB	SO	SB
1989	S.F. vs. Oak.	.286	4	14	1	4	1	0	0	1	2	1	2

ALL-STAR GAME RECORD

Year	Club, Site	Avg.	G	AB	R	H	2B	3B	HR	RBI	BB	SO	SB
1991	L.A., Tor.	.000	1	1	0	0	0	0	0	0	0	0	0

Stealing 2nd, 3rd And Home

Only three Dodgers have ever stolen 2nd base, 3rd base and home in a single game. Jimmy Johnston was the first to do it for the Dodgers on September 22, 1916. Harvey Hendrick was next on June 12, 1928 and the last Dodger to do it was Jackie Robinson on April 23, 1954.

MISCELLANEOUS STATISTICS

Year	Batting Totals						Fielding Totals							
	IBB	HB	SF	SH	CS	TB	POS	PCT	G	PO	A	E	TC	DP
1981	0	0	0	0	1	40	OF	.987	37	76	2	1	79	0
1982	0	0	0	3	8	54	OF	1.000	77	129	2	0	131	0
1983	3	2	5	3	23	216	OF	.987	143	284	13	4	301	4
1984	1	4	6	11	22	214	OF	.991	156	448	13	4	465	3
1985	2	1	3	8	20	255	OF	.998	150	437	19	1	457	5
1986	1	4	5	17	15	220	OF	.993	159	434	9	3	446	3
1987	0	1	2	2	16	222	OF	.990	136	393	4	4	401	2
1988	4	4	2	8	20	226	OF	.988	155	395	3	5	403	1
1989	2	3	3	13	16	210	OF	.986	152	407	11	6	424	3
1990	1	6	7	7	19	239	OF	.986	159	420	4	6	430	0
1991	4	1	2	4	28	211	OF	1.000	161	372	8	0	380	3
1992	2	3	1	24	21	216	OF	.995	155	353	9	2	364	3
ML Totals	20	29	36	100	209	2323		.992	1640	4148	97	36	4281	27

BUTLER'S CAREER TRANSACTIONS

- ◆ Selected by Atlanta in the 23rd round of the June 1979 Free Agent Draft.
- ◆ Traded with Brook Jacoby to Cleveland on Oct. 21, 1983 completing deal in which Atlanta acquired pitcher Len Barker for three players to be named later on Aug. 28, 1983. Cleveland acquired pitcher Rick Behenna as partial completion of deal on Sept. 2, 1983.
- ◆ Signed by San Francisco as a free agent on Dec. 1, 1987.
- ◆ Signed by Los Angeles as a free agent on Dec. 15, 1990.

DISABLED LIST

- ◆ April 11-30, 1987 (left middle finger).

BUTLER'S CAREER AND GAME HIGHS

Most Hits: 5 (3 times), last time April 26, 1991 vs. San Francisco
Most RBI: 4 (2 times), last time Aug. 8, 1985 at New York (with Cleveland)
Most HR: 2, Aug. 8, 1985 at New York (with Cleveland)
Longest Hitting Streak: 23 games, June 15-July 12, 1991
Most Stolen Bases: 3 (5 times), last time July 25, 1992 at Montreal
Career Grand Slams: 1, Sept. 14, 1984 at Oakland (with Cleveland)

Distinctly Californian

The Dodgers' 40-man roster features 13 players who were born in California (.325%)...also, spring training invitees Wally Ritchie is from Glendale, Kevin Elster is from San Pedro and catcher Lance Parrish resides in Yorba Linda, CA.

40-Man Roster Players Born in California

Albert Bustillos (Fresno)	Cory Snyder (Inglewood)
Tom Candiotti (Walnut Creek)	Tim Wallach (Yorba Linda)
Jim Gott (Hollywood)	Brett Butler (Los Angeles)
Kevin Gross (Downey)	Eric Davis (Los Angeles)
Greg Hansell (Bellflower)	Tom Goodwin (Fresno)
Todd Worrell (Arcadia)	Darryl Strawberry (Los Angeles)
Dave Hansen (Long Beach)	

TOM CANDIOTTI

RIGHT-HANDED PITCHER

Height: 6-2 **Weight:** 215
Bats: Right **Throws:** Right
Opening Day Age: 35
Birth Date: August 31, 1957
Birthplace: Walnut Creek, CA
M.L. Service: 7 years and 138 days
How Obtained: Signed by Los Angeles as a free agent on December 3, 1991
Contract Status: Signed through 1995


49

1992 NOTES

- ◆ In his first season with the Dodgers, he was 11-15 with a 3.00 ERA in 32 games (30 starts) with a team-high six complete games and two shutouts.
- ◆ His six complete games were tied for 8th best among N.L. pitchers and his 3.00 ERA was 15th best.
- ◆ Totaled 152 strikeouts which ranked 10th among league hurlers... averaged 6.72 strikeouts/9 IP which was 7th best in the league... in his nine-year major league career he has never totaled more walks than strikeouts and 1992 was no exception, 63 walks and 152 K's.
- ◆ Pitched 203.2 innings, his 7th straight season he has worked 200 or more innings...only the Red Sox' FRANK VIOLA has a longer streak, 10 straight seasons...his 11 wins give him five straight seasons of 10 wins or more and he has won 10 or more in six of the last seven years.
- ◆ In his 11 wins he had a 1.66 ERA (15 ER/81.1 IP)...in his 15 losses he had a 4.41 ERA (42 ER/85.2 IP) and in his six no-decisions he had a 2.70 ERA (11 ER/36.2 IP).
- ◆ Was the first N.L. pitcher to use the knuckleball since PHIL NIEKRO (1964-83 and one game in 1987) and JOE NIEKRO (1975-85).
- ◆ This knuckleball pitcher made his Dodger debut on April 9 at San Diego and won 6-3 over the Padres...he pitched 7.1 innings and fanned seven...he is the third Dodger knuckleball pitcher since 1970, joining CHARLIE HOUGH (1970-80) and HOYT WILHEIM (1971-72).
- ◆ In his next start on April 14 at Houston, he pitched his first of six complete games in a Dodger 6-2 win and collected his first major league hit off ROB MURPHY, an RBI single...totaled six hits on the year and batted .107 overall.
- ◆ Pitched his second complete game in his 3rd start on April 19, a 4-2 win over the Braves in Los Angeles...was 3-0 after three starts, becoming the first Dodger to start a season 3-0 since MIKE MORGAN in 1990...last Dodger to start a season 4-0?...OREL HERSHISER in 1988.
- ◆ Was named N.L. Pitcher of the Week for April 13-19 after recording a 2-0 record with a 2.00 ERA and two complete games.
- ◆ How good is Candiotti in April?...he was 3-0 for the Dodgers in 1992 with a 3.62 ERA in four games and is 14-2 in his last five years with a 2.96 ERA in 20 games...his last loss in April was on April 20, 1991 to Boston and his only other April loss since 1988 was on April 15, 1989 to the Brewers.

- ◆ Other interesting numbers over the last five years include a 66-57 record with a 3.12 ERA, a .189 opponents batting average with two strikes and a 14-11 record on turf with a 2.78 ERA...his 2.78 ERA is 8th best in the major leagues.
- ◆ On May 5 at Philadelphia he had to leave the game in the 3rd inning when a JOHN KRUK line drive hit Candiotti in the right pectoral muscle.
- ◆ After suffering back-to-back losses to the Phillies and Mets, he earned his 3rd complete game with a 2-0 victory over the Mets on May 16... it also marked his first N.L. shutout and his first shutout since Sept. 6, 1990 against the Tigers while with the Indians...his second and final shutout of 1992 was on June 7 in a 1-0 complete game (#4) win over the Reds...both shutouts were at home.
- ◆ The shutout vs. New York was the Dodgers first blanking of the Mets since May 22, 1983 when BOB WELCH tossed a 5-0 complete game win over TOM SEAVER...it also marked the first time the Mets were shutout at Dodger Stadium since May 16, 1981 in a 9-0 gem thrown by BURT HOOTON.
- ◆ On June 17 at Atlanta, Candiotti came out of the bullpen for the first time since July 30, 1990 for the Indians and 9th career relief outing...pitched two-thirds of an inning...made one more relief appearance on July 8 in game #1 of the doubleheader, pitching a scoreless inning vs. the Expos and earning his first career relief win.
- ◆ On June 23 at San Diego he pitched his 1,500th career inning... he would pitch 90 innings in a no-decision 6-5 Dodger win.
- ◆ From June 2-July 16 (9 starts) he was 2-5 with a 2.35 ERA (17 ER/65 IP)...won 7-5 at Philadelphia on July 16, his 8th win of the year.
- ◆ Struck out 35 batters in July, the second highest total in the league... DAVID CONE led the league with 60 K's in July.
- ◆ On Aug. 26 he faced another knuckleball pitcher, TIM WAKEFIELD of the Pirates and Pittsburgh won 2-0 in Los Angeles...it marked the first time two knuckleball starting pitchers in the National League opposed each other since JOE and PHIL NIEKRO squared off in September of 1982...in that game, Joe and the Astros won 5-3 over Phil and the Braves.
- ◆ On Aug. 31 at Chicago, he pitched 6.2 innings of no-hit ball before surrendering a base hit to STEVE BUECHELE...he would lose 2-0 to the Cubs and GREG MADDUX...Candiotti allowed just two hits, the other by DWIGHT SMITH also in the 7th inning...it was one of 11 two-hitters thrown in the N.L. in 1992...also was his 5th complete game...in the third inning he fanned REY SANCHEZ for his 1,000th career strikeout.
- ◆ Has two, one-hitters in his career, the first on Sept. 2, 1987 at Detroit and Aug. 3, 1987 vs. New York...has a total of three, three-hitters, last time June 12, 1991 vs. Toronto and has four, four-hitters, last time Sept. 27, 1988 vs. Detroit.
- ◆ His 6th and final complete game was on Sept. 22, a 4-1 win over the Braves in Los Angeles.
- ◆ Reached the 7th inning in 20 of his 30 starts...in his last 222 starts he has reached the 7th inning 162 times (73%).
- ◆ The Dodgers scored 73 runs for Candiotti in 203.1 innings pitched for a 3.23 run support which was second lowest in the league.
- ◆ Fanned a season-high nine men three times...has struck out 10 or more batters in a game seven times in his career...his career high is 12 batters fanned, accomplished twice, Aug. 8, 1991 vs. Detroit and Oct. 1 vs. the Twins.
- ◆ Had a .980 fielding pct. with one error in 49 total chances...has a career fielding pct. of .975 (10 errors-413 total chances).

MAJOR LEAGUE HIGHLIGHTS

1991:

- ◆ Was a combined 13-13 with a career-best 2.65 ERA in 34 games.
- ◆ His ERA was second only to ROGER CLEMENS (2.62) in the A.L.

- ◆ Was among the A.L. leaders with 3,890 pitches thrown, third highest behind DAVE STEWART (3,937) and ROGER CLEMENS (4,024), right-handers hit .212 (3rd), opponents had a .228 average (tied for 5th), had 11 wild pitches (5th), pitched 238 innings (tied for 7th), struck out 167 batters (tied for 8th) and faced 981 batters (8th).
- ◆ Had an A.L. best 2.25 ERA (32 ER/ 128 IP) on the road.
- ◆ Tied a career-high and a Blue Jay record with 12 strikeouts on Aug. 8 vs. Detroit.
- ◆ Made the shortest start of his career on Sept. 23 at California, pitching two-thirds of an inning while suffering from an abscessed tooth.
- ◆ Allowed just 12 home runs in 238 innings pitched (0.45 per game), best among A.L. hurlers.

1990:

- ◆ Had a 3.10 ERA on the road, 6th best in the league.
- ◆ Led the Indians starters with 15 wins, also had a 3.65 ERA.
- ◆ Totaled 202 IP to become the first Cleveland Indian to throw 200 or more innings five straight seasons since SAM MCDOWELL (1967-71).

1989:

- ◆ Led Indian starters with a 3.10 ERA, 10th best in the league.
- ◆ Totaled 13 wins to tie for staff high honors.

1988:

- ◆ Had the 11th best ERA (3.28) in the American League.
- ◆ Had 11 complete games, tied for 6th best in the league.

1987:

- ◆ Tossed his first career one-hitter on Aug. 3 vs. the Yankees, a 2-0 win and first by an Indian since BERT BLYLEVEN on July 13, 1984.
- ◆ Was named the A.L. Player-of-the-Week (Aug. 3-9).
- ◆ Hurlled his second one-hitter on Sept. 2 at Detroit, but lost 2-1... became the first Indian since SAM MCDOWELL to throw two one-hitters in the same season...also his 2-1 setback on Sept. 2 marked the first time an Indian starter lost a one-hitter since BOB FELLER on April 23, 1952.

1986:

- ◆ In his first full season, he threw the knuckleball and led the American League with 17 complete games, also a personal best.
- ◆ Finished in the A.L. top 10 in five other categories including shutouts (3), innings pitched (252.1), games started (34), wins (17) and ERA (3.57).

1983:

- ◆ Made his major league debut on Aug. 8 vs. Kansas City in relief.
- ◆ Made his first M.L. start on Aug. 17, a complete game 5-1 win over the Red Sox at Milwaukee.
- ◆ Won his first four major league starts with a 0.84 ERA.

MINOR LEAGUE HIGHLIGHTS**1985:**

- ◆ Final year in the minor leagues and had a combined 10-13 record with Vancouver and El Paso.
- ◆ In his eight year minor league career he was 47-39 with a 2.97 ERA.

1981:

- ◆ Underwent right elbow surgery on Oct. 14 performed by Dr. Frank Jobe.

PERSONAL

- ◆ In the offseason, married the former Donna Beck on January 9, 1993.
- ◆ He has two children: Brett Caesar (2-25-85) and Julie Lynn (5-9-87).
- ◆ Graduated from St. Mary's (CA) College in 1979 with a B.S. in Business Administration.
- ◆ Was an all-league pitcher for the Gaels for four years...named league Co-Pitcher-of-the-Year and earned honorable All-America honors in 1977.
- ◆ Elected to the St. Mary's Hall of Fame in 1989.
- ◆ Played Little League, American Legion, Babe Ruth and Connie Mack as a youngster.

- ◆ Cheered for the Dodgers while growing up in the Bay Area... favorite player was TOMMY DAVIS.
- ◆ Started experiencing with the knuckleball in high school and used the pitch occasionally in the minors...began throwing the knuckleball as a primary pitch in 1986...credits his father for teaching him the knuckleball.
- ◆ Was co-chairman of the Indians Chapter 65 Roses Sports Club which raises funds to fight cystic fibrosis.
- ◆ Since 1988 he has hosted a golf tournament for the Kevin Collins Foundation to benefit missing children in the Bay Area.
- ◆ Played in the AT&T Golf tournament at Pebble Beach, CA, for the second straight year.
- ◆ Involved with the Pediatric AIDS Foundation.

TOM CAESAR CANDIOTTI

Year	Club	W-L	ERA	G	GS	CG	SHO	SV	IP	H	R	ER	BB	SO
1979	Victoria	5-1	2.44	12	9	3	0	1	70.0	63	23	19	16	66
1980	Jacksonville	7-8	2.77	17	17	8	2	0	117.0	98	45	36	40	93
	Ft. Myers	3-2	2.25	7	5	3	0	0	44.0	32	16	11	9	31
1981	El Paso	7-6	2.79	21	14	6	1	0	119.0	137	51	37	27	68
1982	Vancouver	(did not play)												
1983	El Paso	1-0	2.92	7	0	0	0	2	24.2	23	10	8	7	18
	Vancouver	6-4	2.81	15	14	5	2	0	99.1	87	35	31	17	61
	Milwaukee	4-4	3.23	10	8	2	1	0	55.2	62	21	20	16	21
1984	Vancouver	8-4	2.89	15	15	4	0	0	96.2	96	36	31	22	53
	Beloit	0-1	2.70	2	2	0	0	0	10.0	12	3	3	5	12
	Milwaukee	2-2	5.29	8	6	0	0	0	32.1	38	21	19	10	23
1985	Vancouver	9-13	3.94	24	24	0	0	0	151.0	178	83	66	36	97
	El Paso	1-0	2.76	4	4	2	1	0	29.1	29	11	9	7	16
1986	Cleveland	16-12	3.57	36	34	17	3	0	252.1	234	112	100	106	167
1987	Cleveland	7-16	4.78	32	32	7	2	0	201.2	193	132	107	93	111
1988	Cleveland	14-8	3.28	31	31	11	1	0	216.2	225	86	79	53	137
1989	Cleveland	13-10	3.10	31	31	4	0	0	206.0	188	80	71	55	124
1990	Cleveland	15-11	3.65	31	29	3	1	0	202.0	207	92	82	55	128
	Cleveland	7-6	2.24	15	15	3	0	0	108.1	88	35	27	28	86
1991	Toronto	6-7	2.98	19	19	3	0	0	129.2	114	47	43	45	81
1992	Los Angeles	11-15	3.00	32	30	6	2	0	203.2	177	78	68	63	152
NL Totals-1 years		11-15	3.00	32	30	6	2	0	203.2	177	78	68	63	152
AL Totals-8 years		84-78	3.51	213	205	50	8	0	1404.2	1349	626	548	461	878
ML Totals-9 years		95-93	3.45	245	235	56	10	0	1608.1	1526	704	616	524	1030

All-Time Dodger Won-Loss Percentage Leaders

Player	Won-Lost	Pct.	Games	Innings
1. Preacher Roe	93-37	.715	201	1277.1
2. Tommy John	87-42	.674	182	1197.2
3. Sandy Koufax	165-87	.655	397	2324.1
4. Don Newcombe	123-66	.651	258	1662.2
5. Kirby Hlgbe	70-38	.648	167	931.0
6. Whit Wyatt	80-45	.640	157	1072.1
7. Hugh Casey	70-41	.631	293	867.2
8. Carl Erskine	122-78	.610	335	1718.2
9. Dazzy Vance	190-131	.592	378	2758.0
10. Orel Hershiser	116-82	.586	289	1805.0
11. Jeff Pfeffer	113-80	.585	226	1748.1
12. Ed Stein	91-66	.580	182	1403.1
Ralph Branca	80-58	.580	283	1324.0
Doug Rau	80-58	.580	219	1250.1
15. Clem Labine	70-52	.574	425	933.1

CANDIOTTI - 1992 & CAREER vs. NATIONAL LEAGUE

	1992						Career					
	W-L	ERA	IP	ER	SO	SV	W-L	ERA	IP	ER	SO	SV
vs. West												
Atlanta	2-1	3.26	19.1	7	15	0	2-1	3.26	19.1	7	15	0
Cincinnati	1-1	0.69	13.0	1	8	0	1-1	0.69	13.0	1	8	0
Houston	1-1	2.70	30.0	9	24	0	1-1	2.70	30.0	9	24	0
Los Angeles	-	-	-	-	-	-	-	-	-	-	-	-
San Diego	2-2	2.88	34.1	11	23	0	2-2	2.88	34.1	11	23	0
San Francisco	0-2	6.12	19.0	13	20	0	0-2	6.12	19.0	13	20	0
West Total	6-7	3.19	115.2	41	90	0	6-7	3.19	115.2	41	90	0
vs. East												
Chicago	0-1	0.00	8.0	0	7	0	0-1	0.00	8.0	0	7	0
Montreal	1-0	0.00	1.0	0	1	0	1-0	0.00	1.0	0	1	0
New York	1-1	1.29	21.0	3	7	0	1-1	1.29	21.0	3	7	0
Philadelphia	1-2	4.00	18.0	8	20	0	1-2	4.00	18.0	8	20	0
Pittsburgh	1-3	3.96	25.0	11	15	0	1-3	3.96	25.0	11	15	0
St. Louis	1-1	3.00	15.0	5	12	0	1-1	3.00	15.0	5	12	0
East Total	5-8	2.76	88.0	27	62	0	5-8	2.76	88.0	27	62	0
1992 Totals	11-15	3.00	203.2	68	152	0	11-15	3.00	203.2	68	152	0

1992 & CAREER BY MONTH

	W-L	ERA	IP	ER	SO	SV	W-L	ERA	IP	ER	SO	SV
In April	3-0	3.62	32.1	13	31	0	16-8	3.34	202.0	75	152	0
May	2-3	3.60	30.0	12	17	0	16-15	3.46	254.2	98	169	0
June	1-3	2.11	42.2	10	28	-	12-21	3.84	264.2	113	175	-
July	2-3	2.92	37.0	12	35	0	15-14	3.26	265.1	96	165	0
August	1-3	2.75	19.2	6	15	0	21-11	2.69	287.2	86	162	0
Sept.-Oct.	2-3	3.21	42.0	15	26	0	15-24	3.99	334.0	148	207	0

1992 & CAREER STATISTICAL BREAKDOWN

	W-L	ERA	IP	ER	SO	SV	W-L	ERA	IP	ER	SO	SV
Home	6-6	2.33	89.0	23	65	0	56-41	3.25	861.0	311	553	0
Road	5-9	3.53	114.2	45	87	0	39-52	3.67	747.1	305	477	0
Starter	10-15	3.03	202.0	68	150	-	94-93	3.43	1598.1	609	1020	-
Reliever	1-0	0.00	1.2	0	2	0	1-0	6.30	10.0	7	10	0
Before ASG	7-8	3.05	121.0	41	92	0	48-47	3.55	803.2	317	553	0
After ASG	4-7	2.94	82.2	27	60	0	47-46	3.34	804.2	299	477	0

LEAGUE CHAMPIONSHIP SERIES RECORD

Year	Club, Opp.	W-L	ERA	G	GS	CGSHO	SV	IP	H	R	ER	BB	SO
1991	Tor. vs. Min.	0-1	8.22	2	2	0	0	7.2	17	9	7	2	5

MISCELLANEOUS STATISTICS

Year	Pitching Totals						Hitting Totals						
	IBB	HB	WP	BK	HR	AVG	AB	R	H	2B	3B	HR	RBI
1983	0	2	0	0	4	.000	0	0	0	0	0	0	0
1984	0	0	1	0	5	.000	0	0	0	0	0	0	0
1986	0	8	12	4	18	.000	0	0	0	0	0	0	0
1987	2	4	13	2	28	.000	0	0	0	0	0	0	0
1988	3	6	5	7	15	.000	0	0	0	0	0	0	0
1989	5	4	4	8	10	.000	0	0	0	0	0	0	0
1990	1	6	9	3	23	.000	0	0	0	0	0	0	0
1991	1	6	11	0	12	.000	0	0	0	0	0	0	0
1992	5	3	9	2	13	.107	56	3	6	1	0	0	1
ML Totals	17	39	64	26	128	.107	56	3	6	1	0	0	1

CANDIOTTI'S CAREER TRANSACTIONS

- ◆ Signed as a free agent by Victoria (independent) on July 17, 1979.
- ◆ Signed as a free agent by Kansas City on Jan. 5, 1980.
- ◆ Drafted by Milwaukee in the Major League Draft on Dec. 9, 1980.
- ◆ Signed to Triple-A Maine Guides contract on Dec. 5, 1985.
- ◆ Signed as a free agent by Cleveland to a Triple-A contract on Dec. 12, 1985.
- ◆ Traded to Toronto with outfielder Turner Ward in exchange for outfielders Glenallen Hill and Mark Whiten, and left-handed pitcher Denis Boucher and a player to be named later on June 27, 1991.
- ◆ Signed as a free agent by Los Angeles on Dec. 3, 1991.

DISABLED LIST

- ◆ August 2-Sept. 1, 1984 (right elbow)
- ◆ August 4-19, 1988 (right shoulder)
- ◆ July 2-17, 1989 (right shoulder)
- ◆ May 7-22, 1990 (right elbow)
- ◆ August 9-24, 1992 (left knee)

CANDIOTTI'S GAME HIGHS

Hitting

- ◆ **Most Hits:** 1 (6 times), last time Oct. 3, 1992 at Houston
- ◆ **Most RBI:** 2, April 14, 1992 at Houston

CANDIOTTI'S CAREER AND GAME HIGHS

- Low Hit Game:** 1 (two times), last time Sept. 2, 1987 at Detroit (with Cleveland)
- Most Innings Pitched—Starter:** 9.1 (two times), last time July 16, 1991 at Kansas City (with Toronto)
- Most Innings Pitched—Reliever:** 3.2 July 30, 1990 vs. Kansas City (with Cleveland)
- Most Strikeouts:** 12 (two times), last time Aug. 8, 1991 vs. Detroit (with Toronto)
- Most Walks:** 10, June 5, 1987 at Oakland (with Cleveland)
- Longest Winning Streak:** 8, July 27, 1988–April 9, 1989 (with Cleveland)
- Longest Losing Streak:** 5 (three times), last time June 2–28, 1991

DERA CLARK

RIGHT-HANDED PITCHER

Height: 6-1 **Weight:** 205
Bats: Right **Throws:** Right
Opening Day Age: 27
Birth Date: April 14, 1965
Birthplace: Monahans, TX
M.L. Service: None
How Obtained: Selected in the Rule 5 Draft on December 7, 1992 from the Kansas City Royals
Contract Status: Signed through 1993



54

1992 NOTES

- ◆ Split the 1992 season with three minor league clubs: the Gulf Coast Royals (R), Baseball City (A) and Omaha (AAA) and had a combined 3-6 record in 14 games...registered a 5.72 ERA in 67.2 innings of work and had 52 strikeouts.
- ◆ Appeared in two games for the Gulf Coast Royals and was 0-0 with a 2.08 ERA, including one start.
- ◆ Was 2-0 with a 1.69 ERA in three starts for Baseball City.
- ◆ At Omaha, went 1-6 with a 7.95 ERA in nine starts...in 43 innings, struck out 32 batters.
- ◆ Was 3-1 with a 1.13 ERA in 18 games for Sun Cities in the Arizona Fall League.

MINOR LEAGUE HIGHLIGHTS**1991:**

- ◆ Spent the entire campaign with the Royals' Triple-A club in Omaha, recording a 6-9 record with a 4.51 ERA in 25 games, 23 of those as a starter.
- ◆ Was 5-9 with a 4.50 ERA in the starting rotation and recorded a 1-0 mark with a 4.70 ERA in two relief outings.
- ◆ May was his best month, going 4-0 with a 2.03 ERA in 6 starts.
- ◆ Topped the team with a career-best 108 strikeouts while finishing third in the American Association.

1990:

- ◆ Logged his first season at Omaha and went 8-3 with a 3.73 ERA in 17 starts for the league and Triple-A Alliance champions.
- ◆ Placed on the disabled list on July 17 with tendinitis in his right shoulder and missed the remainder of the season.

1989:

- ◆ Pitched at Memphis (Double-A) where he was 5-5 with a 4.40 ERA in 30 games.
- ◆ Started the season as a relief pitcher, but then was converted to a starter.

1988:

- ◆ Went 5-2 with a 2.71 ERA and four saves in 34 relief appearances with Baseball City of the Florida State League.

1987:

- ◆ Signed by the Royals as a non-drafted free agent on June 10 and was assigned to the team's rookie Sarasota team.
- ◆ In 21 outings out of the bullpen, Clark was 3-4 with a 2.24 ERA and four saves...in 56.1 innings of work, struck out 51 batters.

PERSONAL

- ◆ Attended the University of Arkansas and the University of Oklahoma.
- ◆ Graduated from Artesia High School in New Mexico.
- ◆ Resides in Lindsay, OK with his wife Donna.

DERA JENNINGS CLARK

Year	Club	W-L	ERA	G	GS	CG	SHO	SV	IP	H	R	ER	BB	SO
1987	Royals (R)	3-4	2.24	21	0	0	0	4	56.1	42	20	14	17	51
1988	Baseball City	5-2	2.71	34	0	0	0	4	79.2	73	28	24	31	46
1989	Memphis	5-5	4.40	30	13	1	1	1	106.1	103	63	52	29	93
1990	Omaha	8-3	3.73	17	17	0	0	0	91.2	82	40	38	44	66
1991	Omaha	6-9	4.51	25	23	0	0	0	129.2	126	76	65	74	108
1992	Royals (R)	0-0	2.08	2	1	0	0	0	8.2	7	4	2	2	13
	Baseball City	2-0	1.69	3	3	0	0	0	16.0	15	3	3	3	7
	Omaha	1-6	7.95	9	9	0	0	0	43.0	57	39	38	16	32

CLARK'S CAREER TRANSACTIONS

- ◆ Selected by Atlanta in the fifth round of the June 1983 Free Agent Draft.
- ◆ Signed as a free agent by Kansas City on June 10, 1987.
- ◆ Selected by Los Angeles in the Rule 5 Draft on Dec. 7, 1992.

JAMES DASPIT

RIGHT-HANDED PITCHER

Height: 6-7 **Weight:** 210
Bats: Right **Throws:** Right
Opening Day Age: 23
Birth Date: August 10, 1969
Birthplace: Tacoma, WA
M.L. Service: None
How Obtained: Dodgers' 14th selection in the June 1990 Free Agent Draft
Contract Status: Signed through 1993


64
1992 NOTES

- ◆ Spent the season at Vero Beach where he was 6-12 with a 3.44 ERA...started 25 games and made one relief appearance... led Vero Beach in games started (25), innings (149.1) and strikeouts (109).
- ◆ Was third in ERA (3.44) among Dodger minor league pitchers which pitched more than 100 innings...tied for 5th among all Dodger minor leaguers in strikeouts and tied for 4th in innings.
- ◆ Started at least one game against every team in the Florida State League except Fort Myers.
- ◆ Was 5-7 on the road with a 3.11 ERA and 1-5 at home with a 3.92 ERA.

MINOR LEAGUE HIGHLIGHTS
1991:

- ◆ Pitched at Bakersfield and was 3-2 in 22 games...made nine starts...had a 3.20 ERA in 64.2 innings...recorded 47 strikeouts and two saves.

1990:

- ◆ Played at Great Falls in his first pro season...recorded a 5-2 record and a 4.06 ERA...pitched a total of 51.0 innings...made 22 appearances, nine as a starter.

PERSONAL

- ◆ Attended St. Louis High School in Washington and Sacramento State.
- ◆ Enjoys hunting and fishing.

JAMES WARREN DASPIT

Year	Club	W-L	ERA	G	GS	CG	SHO	SV	IP	H	R	ER	BB	SO
1990	Great Falls	5-2	4.06	14	9	0	0	0	51.0	45	26	23	30	40
1991	Bakersfield	3-2	3.20	22	9	0	0	2	64.2	58	29	23	36	47
1992	Vero Beach	6-12	3.44	26	25	0	0	0	149.1	135	67	57	57	109

DASPIT'S CAREER TRANSACTIONS

- ◆ Selected by the Los Angeles Dodgers in the 14th round of the June 1990 Free Agent Draft.

ERIC DAVIS

OUTFIELDER

Height: 6-3 **Weight:** 185
Bats: Right **Throws:** Right
Opening Day Age: 30
Birth Date: May 29, 1962
Birthplace: Los Angeles, CA
M.L. Service: 8 years and 33 days
How Obtained: Traded to Los Angeles along with pitcher Kip Gross from Cincinnati for pitchers Tim Belcher and John Wetteland on November 27, 1991
Contract Status: Signed through 1993


33

1992 NOTES

- ◆ In his first season with the Dodgers he played in just 76 games due to various injuries...batted .228 with five home runs and 32 RBI.
- ◆ Played in 19 games in April and batted .310 with four home runs and 13 RBI...all four home runs were hit on the road.
- ◆ In his first at-bat as a Dodger he singled on April 6 vs. the Giants.
- ◆ First Dodger home run was on April 10 at San Diego, a solo homer off JOSE MELENDEZ...went homerless in first 13 at-bats than hit three in next 12 at-bats.
- ◆ Hit his 4th homer on April 24 at San Francisco, his 18th career home run at Candlestick, 6th highest by a Giant opponent... hit his 5th and final home run on July 4 vs. the Phillies off TERRY MULHOLLAND, his first home run in a Dodger uniform at Dodger Stadium...it also broke a career-long streak of 122 consecutive at-bats without a home run.
- ◆ In his first appearance against his former club on April 20, he went 3-for-3 in a 6-0 Dodger win over the Reds...overall he was 5-for-11 vs. the Reds (.455)...had one more three-hit game on July 21 at New York...totaled 18 multi-hit games.
- ◆ Missed three games in April for stiffness in his neck and a sore right shoulder due to a small herniated disk in his neck.
- ◆ Was limited to 13 games in May...he suffered a sprain of the A/C joint in his left shoulder when trying to make a diving catch off STEVE BUECHELE of the Pirates on May 22...was placed on the 15-day disabled list on May 23 and was reinstated on June 19.
- ◆ Missed 24 games while on the DL and the Dodgers posted an 11-13 record.
- ◆ In his fourth game back, on June 22 vs. the Padres, he collected a bases loaded 9th inning single breaking a 2-2 tie and giving the Dodgers a 4-2 win...the win broke the Dodgers 10-game losing streak, their longest skid in the last 31 years...four days later he delivered an 8th inning RBI double giving the Dodgers a 6-5 win over the Astros.
- ◆ Stole three bases on June 30 vs. San Diego, his first three stolen base game since April 18, 1988...totaled 19 stolen bases in 20 attempts... only got caught stealing one time, on April 24 at San Francisco... enters the 1993 season with 14 consecutive steals.
- ◆ He is the all-time major league stolen base leader based on percentage (87.5%) with a minimum 300 career attempts (266 steals/304 attempts).

- ♦ Played 24 games in July and batted .217 with one home run and 10 RBI.
- ♦ Was struck on the back of his left hand by a JOSE MELENDEZ pitch on Aug. 1 vs. the Padres and had to leave in the 5th inning... was placed in a cast after X-rays revealed a fracture of the left wrist-styloid ulnar side...the cast was removed on Aug. 14.
- ♦ He was placed on the DL for the second time in 1992 on Aug. 5 and was reinstated on Aug. 25...he missed 22 games and the Dodgers had a 10-12 record.
- ♦ Played just eight games after the wrist injury and was 4-for-25 (.160) from Aug. 25-Sept. 5...he missed the remaining 27 games of the season and the Dodgers posted a 9-18 record.
- ♦ He missed a total of 86 games and the Dodgers were 35-51 without him.
- ♦ Before his shoulder injury in May he was batting .257 with four home runs and 16 RBI in 32 games and a .281 average with runners in scoring position...after the injury he compiled a .208 average in 44 games with one home run, 16 RBI and batted .271 with runners in scoring position.
- ♦ Had surgery on Sept. 17 at Centinela Hospital Medical Center in Los Angeles to repair the wrist and shoulder...Dr. Norman Zemel repaired the injured left wrist and Dr. Ralph Gambardella repaired the left shoulder.
- ♦ Made his first Dodger start in center field on May 18 vs. Chicago, his first center field start since Sept. 28, 1991 with the Reds...appeared in five games overall in center, including two starts.
- ♦ Started in right field on May 19 vs. Chicago, his first start in right since May 24 in 1989...in all he appeared in four games in right field with three starts and committed one error.
- ♦ Started 68 games in left field (69 games overall) and had four errors... did not have an outfield assist for the first time in his career.
- ♦ Had eight multi-RBI games including a season-high three on April 14 at Houston.
- ♦ Has won three Gold Glove Awards (1987-88-89).
- ♦ Is one of nine N.L. players in major league history to record 30 home runs and 30 stolen bases in a season...in 1987 he totaled 37 home runs and 50 stolen bases.
- ♦ Is only one of seven players in major league history to hit 20 home runs and steal 50 bases in a season when he had 80 steals and 27 homers in 1986 and 50 steals and 37 home runs in 1987.
- ♦ The native Californian has hit two home runs in a game 11 times, last time May 11, 1991 at Chicago...he has 13 career multi-homer games...he has one career pinch-hit home run on June 16, 1989 off RICH GOSSAGE and the Giants.
- ♦ Together, childhood buddy and teammate DARRYL STRAWBERRY have hit 467 home runs and 1,421 RBI since 1983.
- ♦ Has been named N.L. Player of the Week twice, last time in 1990 and Player of the Month four times, last time in 1988.
- ♦ Among active players he ranks 13th all-time in slugging percentage (.493), 8th in at-bats per HR (17.2) and 8th in at-bats per RBI (5.5).

MAJOR LEAGUE HIGHLIGHTS

1991:

- ♦ In his eighth season with the Reds he played in just 89 games due to injuries.
- ♦ Played 81 games in the outfield and committed three errors in 98 total chances (.985).
- ♦ Made 79 starts, 75 in center field and 4 in left field.
- ♦ Limited to just two games from April 19-May 4 due to a left hamstring injury.
- ♦ Hit two home runs in a game on May 11 at Chicago, the 11th time in his career with two homers in a game.
- ♦ Placed on the 15-day DL on June 12 with a right quadriceps strain...reinstated on June 27.

- ◆ Was placed on the 15-day DL due to fatigue and exhaustion on July 31...was activated on Aug. 26.
- ◆ Played in just 18 games the remainder of the season and was 7-for-52 (.135).
- ◆ Totaled 16 multi-hit and nine multi-RBI games.
- 1990:**
 - ◆ Led the Reds in RBI (86) for the 4th straight year and totaled 24 homers, 2nd on the team.
 - ◆ Missed nearly a month due to a knee injury...was on the DL from April 25 to May 19 with a sprained right knee.
 - ◆ Named N.L. Player of the Week for June 18-24 (.476, 10-for-21).
 - ◆ Hit his 5th career grand slam on July 16 off Montreal's ZANE SMITH.
 - ◆ Batted .174 in the NLCS vs. Pittsburgh and .286 vs. Oakland in the World Series.
 - ◆ Became the 22nd player in the history of the World Series to homer in his first World Series at-bat...he connected against DAVE STEWART.
 - ◆ Suffered a severe kidney injury in the 1st inning of Game 4 while trying to make a diving catch in left field on a ball hit by WILLIE McGEE...he lacerated his right kidney and was hospitalized, first in Oakland, then in Cincinnati, a total of 11 days.
 - ◆ Had arthroscopic right knee surgery on November 19.
- 1989:**
 - ◆ Voted the Reds' MVP by the Cincinnati chapter of the BBWAA after batting .281 with 34 homers and a career-high 101 RBI.
 - ◆ Ranked 3rd in the league in home runs and 4th in RBI and slugging percentage (.541).
 - ◆ Hit for the cycle on June 2 vs. San Diego, the first Red to hit for the cycle since FRANK ROBINSON in 1959.
 - ◆ Named the N.L. Player of the Week for May 29-June 4.
 - ◆ Started the All-Star game in center field.
 - ◆ Won his 3rd Rawlings Gold Glove and was named to the Silver Slugger team.
- 1988:**
 - ◆ Closed the season with one of the hottest streaks in the league, batting .300 with 20 homers and 70 RBI in 91 games from June 1
 - ◆ Named N.L. Player of the Month for August when he hit .323 with 6 homers and 24 RBI.
 - ◆ Stole 33 straight bases without being caught.
 - ◆ Won his 2nd Rawlings Gold Glove award.
- 1987:**
 - ◆ Earned his first Gold Glove award, named to the Silver Slugger team as one of the three top offensive outfielders and named to *The Sporting News* postseason All-Star team.
 - ◆ Voted team MVP by local BBWAA chapter.
 - ◆ Selected to the N.L. All-Star team.
 - ◆ Won the N.L. Player of the Month for both April and May.
 - ◆ Became only the 7th player in major league history to join the 30/30 club (30 or more homers and stolen bases) on August 2, the earliest date ever.
 - ◆ Set N.L. records with three grand slams in one month (May) and 19 homers by the end of May.
- 1986:**
 - ◆ Cracked the starting lineup on June 15.
 - ◆ Ranked among the league leaders in steals (2nd with 80), runs (3rd with 97) and home runs (5th with 27).
 - ◆ Joined RICKEY HENDERSON as the only players to hit over 20 home runs and steal 80 or more bases in a season.
 - ◆ Named Player of the Month for July.
- 1985:**
 - ◆ Opened the season with the Reds but was optioned back to Denver on June 4.
 - ◆ Recalled to Cincinnati in September and hit .406.

1984:

- ◆ A strong showing in Wichita gave him a mid-season promotion to Cincinnati...was the regular starting center fielder until sidelined by an injury that required postseason surgery to remove bone chips from his right knee.
- ◆ In September he hit five homers in four games, the first Red to hit homers in four straight games since GEORGE FOSTER in 1978.

MINOR LEAGUE HIGHLIGHTS**1985:**

- ◆ Was voted along with KAL DANIELS and KURT STILLWELL as the top three prospects in the American Association.

1981:

- ◆ Led the Northwest League with 40 stolen bases, 2nd with a .322 average and led all outfielders with 12 assists.

1980:

- ◆ Began his professional career as a shortstop, his high school position...converted to an outfielder.

PERSONAL

- ◆ Played shortstop for Fremont High School in Los Angeles...earned All-Los Angeles honors in both basketball and baseball at Fremont.
- ◆ Played baseball with longtime friend and teammate Darryl Strawberry for the Connie Mack League team named Compton Moose where Eric led off and Strawberry batted fourth...once had 12 straight hits in high school and had three home runs and one triple in a game.
- ◆ Wife's name is Sherrie and they have two daughters, Erica (7-13-86) and Sacha (7-11-90).

ERIC KEITH DAVIS

Year	Club	Avg.	G	AB	R	H	2B	3B	HR	RBI	BB	SO	SB
1980	Eugene	.219	33	73	12	16	1	0	1	11	14	26	10
1981	Eugene	.322	62	214	67	69	10	4	11	39	57	59	40
1982	Cedar Rapids	.267	111	434	80	120	20	5	15	56	51	103	53
1983	Waterbury	.290	89	293	56	85	13	1	15	43	65	75	39
	Indianapolis	.299	19	77	18	23	4	0	7	19	8	22	9
1984	Wichita	.314	52	194	42	61	9	5	14	34	25	55	27
	Cincinnati	.224	57	174	33	39	10	1	10	30	24	48	10
1985	Denver	.277	64	206	48	57	10	2	15	38	29	67	35
	Cincinnati	.246	56	122	26	30	3	3	8	18	7	39	16
1986	Cincinnati	.277	132	415	97	115	15	3	27	71	68	100	80
1987	Cincinnati	.293	129	474	120	139	23	4	37	100	84	134	50
1988	Cincinnati	.273	135	472	81	129	18	3	26	93	65	124	35
1989	Cincinnati	.281	131	462	74	130	14	2	34	101	68	116	21
1990	Cincinnati	.260	127	453	84	118	26	2	24	86	60	100	21
1991	Cincinnati	.235	89	285	39	67	10	0	11	33	48	92	14
1992	Los Angeles	.228	76	267	21	61	8	1	5	32	36	71	19
ML Totals- 9 years		.265	932	3124	575	828	127	19	182	564	460	824	266

Stargell Blasts Only Ones To Clear Dodger Stadium

Pittsburgh Pirates first baseman Willie Stargell is the only player ever to hit a ball out of Dodger Stadium—and he did it twice. Stargell hit the first ball on Aug. 5, 1969 (off Alan Foster) and it traveled over the Right Field Pavilion landing 506 feet, 6 inches away. The second blast came on May 8, 1973 (off Andy Messersmith) and it hit the Right Field Pavilion roof and landed 470 feet away from home plate.

DAVIS - 1992 & CAREER vs. NATIONAL LEAGUE

	1992					Career				
	AVG	AB	H	HR	RBI	AVG	AB	H	HR	RBI
vs. West										
Atlanta	.000	3	0	0	1	.281	302	85	21	55
Cincinnati	.455	11	5	0	1	.455	11	5	0	1
Houston	.222	36	8	1	8	.261	337	88	21	57
Los Angeles	-	-	-	-	-	.235	340	80	15	47
San Diego	.317	41	13	2	7	.282	340	96	21	68
San Francisco	.238	21	5	1	3	.271	365	99	26	63
West Total	.277	112	31	4	20	.267	1695	453	104	291
vs. East										
Chicago	.125	16	2	0	0	.281	224	63	11	46
Montreal	.292	24	7	0	4	.273	256	70	13	49
New York	.276	29	8	0	3	.233	223	52	9	34
Philadelphia	.091	44	4	1	4	.261	261	68	20	55
Pittsburgh	.125	8	1	0	0	.299	234	70	15	57
St. Louis	.235	34	8	0	1	.225	231	52	10	32
East Total	.194	155	30	1	12	.262	1429	375	78	273
1992 Totals	.228	267	61	5	32	.265	3124	828	182	564

1992 & CAREER BY MONTH

	1992	1992	1992	1992	1992	Career	Career	Career	Career	Career
	AVG	AB	H	HR	RBI	AVG	AB	H	HR	RBI
In April	.310	71	22	4	13	.239	511	122	26	71
May	.167	42	7	0	3	.253	435	110	28	97
June	.209	43	9	0	5	.296	467	138	33	95
July	.217	83	18	1	10	.266	639	170	30	96
August	.222	18	4	0	1	.272	544	148	32	100
Sept.-Oct.	.100	10	1	0	0	.265	528	140	33	105

1992 & CAREER STATISTICAL BREAKDOWN

	1992	1992	1992	1992	1992	Career	Career	Career	Career	Career
	AVG	AB	H	HR	RBI	AVG	AB	H	HR	RBI
Home	.233	133	31	1	15	.260	1437	374	81	265
Road	.224	134	30	4	17	.269	1687	454	101	299
Before ASG	.234	201	47	5	27	.258	1656	428	101	298
After ASG	.212	66	14	0	5	.272	1468	400	81	266
vs. RHP	.225	178	40	1	21	.260	2078	541	112	373
vs. LHP	.236	89	21	4	11	.274	1046	287	70	191
Pinch Hit	.000	0	0	0	0	.150	40	6	1	4

LEAGUE CHAMPIONSHIP SERIES RECORD

Year	Club, Opp.	Avg.	G	AB	R	H	2B	3B	HR	RBI	BB	SO	SB
1990	Cin. vs. Pgt.	.174	6	23	2	4	1	0	0	2	1	9	0

WORLD SERIES RECORD

Year	Club, Opp.	Avg.	G	AB	R	H	2B	3B	HR	RBI	BB	SO	SB
1990	Cin. vs. Oak.	.286	4	14	3	4	0	0	1	3	0	0	0

ALL-STAR GAME RECORD

Year	Club, Site	Avg.	G	AB	R	H	2B	3B	HR	RBI	BB	SO	SB
1987	Cin, Oak.	.000	1	3	0	0	0	0	0	0	0	1	0
1989	Cin, Cal.	.000	1	2	0	0	0	0	0	0	1	0	1
	ASG Totals	.000	2	5	0	0	0	0	0	0	1	1	1

MISCELLANEOUS STATISTICS

Year	Batting Totals							POS	PCT	Fielding Totals					
	IBB	HB	SF	SH	CS	TB	G			PO	A	E	TC	DP	
1984	0	1	1	0	2	81	OF	.992	57	125	4	1	130	2	
1985	0	0	0	2	3	63	OF	.987	56	75	3	1	79	1	
1986	5	1	3	0	11	217	OF	.975	132	274	2	7	283	0	
1987	8	1	3	0	6	281	OF	.990	129	380	10	4	394	4	
1988	10	3	3	0	3	231	OF	.981	135	300	2	6	308	0	
1989	12	1	11	0	7	250	OF	.984	125	298	2	5	305	1	
1990	6	2	3	0	3	220	OF	.993	122	257	11	2	270	1	
1991	5	5	2	0	2	110	OF	.985	81	190	5	3	198	2	
1992	2	3	2	0	1	86	OF	.961	74	123	0	5	128	0	
	ML Totals	48	17	28	2	38	1539		.984	911	2022	39	34	2095	11

DAVIS' CAREER TRANSACTIONS

- ◆ Selected by Cincinnati in the 8th round of the June 1980 Free Agent Draft.
- ◆ Traded to Los Angeles along with pitcher Kip Gross from Cincinnati in exchange for pitchers Tim Belcher and John Wetteland on Nov. 27, 1991.

DISABLED LIST

- ◆ Aug. 16-Sept. 1, 1984 (right knee).
- ◆ May 3-18, 1989 (left hamstring).
- ◆ April 25-May 19, 1990 (right knee).
- ◆ June 12-27, 1991 (right quadricep).
- ◆ July 31-Aug. 26, 1991 (fatigue).
- ◆ May 23-June 19, 1992 (left shoulder).
- ◆ Aug. 5-25, 1992 (left wrist).

DAVIS' CAREER AND GAME HIGHS

Most Hits: 4 (10 times), last time Sept. 23, 1990 at San Diego (with Cincinnati)
Most RBI: 6 (2 times), last time June 2, 1989 vs. San Diego (with Cincinnati)
Most HR: 3 (2 times), last time May 3, 1987 at Philadelphia (with Cincinnati)
Longest Hitting Streak: 17 games, July 3-25, 1986 (with Cincinnati)
Most Stolen Bases: 4, July 24, 1986 vs. Montreal (with Cincinnati)
Career Grand Slams: 5, last time July 16, 1990 vs. Montreal (with Cincinnati)

RIGHT-HANDED PITCHER

JAVIER DELAHOYA

Height: 6-0 **Weight:** 162
Bats: Right **Throws:** Right
Opening Day Age: 23
Birth Date: February 21, 1970
Birthplace: Mexico City, MEX
M.L. Service: None
How Obtained: Dodgers' #7 selection in the June 1989 Free Agent Draft
Contract Status: Signed through 1993



1992 NOTES

- ◆ Missed the first month of the season and got off to a slow start in May for Vero Beach, losing his first two decisions.
- ◆ Pitched much better during the middle months (June and July), winning four of six decisions and posting a 2.47 ERA (15 ER/54.2 IP)...also had 56 strikeouts.
- ◆ Recorded a 4-5 mark at Vero Beach with a 2.81 ERA and 92 strikeouts in 80 innings.
- ◆ Promoted to San Antonio in August and in five starts allowed just eight runs in 25.1 innings (2.84 ERA)...won two of three decisions...recorded 24 strikeouts, giving him overall mark of 116 strikeouts, third best among Dodger minor leaguers.
- ◆ Had a combined 6-6 mark with a 2.82 ERA in 105.1 innings...his ERA was the lowest among Dodger minor leagues with at least 100 innings pitched...recorded two complete games and two shutouts in 14 starts.

- ◆ Was 3-4 at home with a 2.67 ERA (16 ER/54.0 IP) and 3-2 on the road with a 2.98 ERA (17 ER/51.1 IP).
- ◆ Played winter ball for Mexicali and was 4-2 with a 4.11 ERA... had 40 strikeouts in 46.2 innings.

MINOR LEAGUE HIGHLIGHTS

1991:

- ◆ Pitched the entire season at Bakersfield and was 6-4 with a 3.67 ERA...made 11 starts and 16 relief appearances, pitching a total of 98.0 innings...struck out 102 batters while allowing just 44 walks...had one complete game and two saves.

1990:

- ◆ Pitched for three different teams: Bakersfield, Vero Beach and Yakima...combined for a 11-8 record in 25 starts...made two relief appearances...struck out a career-best 130 batters in 131 innings.
- ◆ Was 4-1 with a 5.95 ERA in nine games, seven as a starter at Bakersfield.
- ◆ Made four starts at Vero Beach and went 1-2 with a 5.57 ERA.
- ◆ Went 3-5 with a 4.46 ERA in 14 starts at Yakima...struck out 71 in 70.2 innings.

1989:

- ◆ In his first professional season, pitched for Gulf Coast League runner-up Kissimmee and had a 4-3 mark and 1.46 ERA, 3rd best in the league...had 70 strikeouts to lead the team...allowed just nine earned runs in 55 innings.

PERSONAL

- ◆ Attended Grant High School in North Hollywood, CA, where he also resides.

JAVIER JAIME DELAHOYA

Year	Club	W-L	ERA	G	GS	CG	SHO	SV	IP	H	R	ER	BB	SO
1989	Kissimmee	4-3	1.46	9	8	2	1	0	55.1	28	13	9	19	70
1990	Bakersfield	4-1	5.95	9	7	0	0	0	39.1	50	30	26	24	37
	Vero Beach	1-2	5.57	4	4	0	0	0	21.0	14	14	13	20	22
	Yakima	3-5	4.46	14	14	0	0	0	70.2	65	52	35	39	71
1991	Bakersfield	6-4	3.67	27	11	1	0	2	98.0	92	47	40	44	102
1992	Vero Beach	4-5	2.81	14	14	2	2	0	80.0	68	25	25	26	92
	San Antonio	2-1	2.84	5	5	0	0	0	25.1	20	11	8	17	24

DELAHOYA'S CAREER TRANSACTIONS

- ◆ Selected by Los Angeles in the fourth round of the June 1989 Free Agent Draft.

Futuro Vivo

The Dodgers are currently involved in "Futuro Vivo," an ongoing project designed to assist and educate the children of Guerra, and the neighboring communities located in Santo Domingo, DR.

Coordinated by the Carmelite nuns and developed by a volunteer Christian interdisciplinary team of teachers, nurses, doctors, architects and other Guerra and local residents. The program offers education, nutrition and medical assistance to nearly 300 underprivileged children.

TOM GOODWIN

OUTFIELDER

Height: 6-1 **Weight:** 170
Bats: Left **Throws:** Right
Opening Day Age: 24
Birth Date: July 27, 1968
Birthplace: Fresno, CA
M.L. Service: 129 days
How Obtained: Dodgers, 1st round pick (#2 selection) in the June 1989 Free Agent Draft
Contract Status: Signed through 1993


47
1992 NOTES

- ◆ Started the season at Albuquerque but was recalled by the Dodgers three times (May 24, July 9 and Aug. 5).
- ◆ Appeared in a total of 57 games and batted .233 with seven stolen bases.
- ◆ Collected his first major league RBI on May 27 in a Dodger 9-2 win over the Cardinals.
- ◆ On Aug. 18 vs. New York he had a career-high three hits...also stole a career-high two stolen bases...totaled four multi-hit games.
- ◆ Had a career-high two RBI on Sept. 18 at San Francisco.
- ◆ Appeared as a pinch runner 18 times and scored eight runs.
- ◆ Played all three outfield positions including 35 games in left field (13 starts), nine games in center (four starts) and two games in right field...he did not commit an error in 43 total chances.
- ◆ Batted .150 (3-for-20) with runners in scoring position and was 0-for-1 with the bases loaded...batted 400 (2-for-5) with runners at third.
- ◆ Batted .227 on artificial turf and .235 on natural grass.
- ◆ Batted .301 for Albuquerque in 82 games with two home runs, 28 RBI and 27 stolen bases.
- ◆ Was selected to the Triple-A All-Star team in Richmond, Virginia.
- ◆ Made 79 starts in center field for the Dukes and committed one error.

MAJOR LEAGUE HIGHLIGHTS
1991:

- ◆ Spent most of the season at Albuquerque before joining the Dodgers in September.
- ◆ In his first major league at-bat on Sept. 1 vs. Chicago, he had an infield single off DAVE SMITH.
- ◆ On Sept. 4 vs. the Cardinals he stole his first major league base.

MINOR LEAGUE HIGHLIGHTS
1991:

- ◆ Led Albuquerque in stolen bases (48), at-bats (509), strikeouts (83) and walks (59).
- ◆ Had a .990 fielding percentage with three errors in 293 total chances.
- ◆ Named best baserunner in Triple-A by *Baseball America*.

1990:

- ◆ Started his year at Bakersfield before earning a May promotion to San Antonio.
- ◆ Stole 82 bases total to lead all minor leaguers, including 60 at San Antonio to lead all Double-A base stealers.

- ◆ Named to the Texas League All-Star team.
 - ◆ Tabbed the 5th best prospect in the Texas League by *Baseball America*.
- 1989:**
- ◆ Set a Pioneer League record with 60 stolen bases while batting .308 in 63 games.

PERSONAL

- ◆ Was a two-time All-America in 1988 and 1989 for the Fresno State Bulldogs...led all NCAA Division 1 players in stolen bases both seasons.
- ◆ Played on the 1988 U.S. Olympic team.

THOMAS JONES GOODWIN

Year	Club	Avg.	G	AB	R	H	2B	3B	HR	RBI	BB	SO	SB
1989	Great Falls	.308	63	240	55	74	12	3	2	33	28	30	60
1990	Bakersfield	.291	32	134	24	39	6	2	0	13	11	22	22
	San Antonio	.278	102	428	76	119	14	4	0	28	38	72	60
1991	Albuquerque	.273	132	509	84	139	19	4	1	45	59	83	48
	Los Angeles	.143	16	7	3	1	0	0	0	0	0	0	1
1992	Albuquerque	.301	82	319	48	96	10	4	2	28	37	47	27
	Los Angeles	.233	57	73	15	17	1	1	0	3	6	10	7
ML Totals- 2 years		.225	73	80	18	18	1	1	0	3	6	10	8

GOODWIN - 1992 & CAREER vs. NATIONAL LEAGUE

	1992					Career				
	AVG	AB	H	HR	RBI	AVG	AB	H	HR	RBI
vs. West										
Atlanta	.333	3	1	0	0	.333	3	1	0	0
Cincinnati	.200	10	2	0	0	.182	11	2	0	0
Houston	.235	17	4	0	0	.222	18	4	0	0
Los Angeles	-	-	-	-	-	-	-	-	-	-
San Diego	.000	1	0	0	0	.000	1	0	0	0
San Francisco	.375	8	3	0	2	.250	12	3	0	2
West Total	.256	39	10	0	2	.222	45	10	0	2
vs. East										
Chicago	.000	14	0	0	0	.067	15	1	0	0
Montreal	-	-	-	-	-	-	-	-	-	-
New York	.714	7	5	0	0	.714	7	5	0	0
Philadelphia	.000	1	0	0	0	.000	1	0	0	0
Pittsburgh	.167	6	1	0	0	.167	6	1	0	0
St. Louis	.167	6	1	0	1	.167	6	1	0	1
East Total	.206	34	7	0	1	.229	35	8	0	1
1992 Totals	.233	73	17	0	3	.225	80	18	0	3

1992 & CAREER BY MONTH

	AVG	AB	H	HR	RBI	AVG	AB	H	HR	RBI
In April	-	-	-	-	-	-	-	-	-	-
May	1.000	1	1	0	1	1.000	1	1	0	1
June	.000	1	0	0	0	.000	1	0	0	0
July	.000	7	0	0	0	.000	7	0	0	0
August	.267	30	8	0	0	.267	30	8	0	0
Sept.-Oct.	.235	34	8	0	2	.220	41	9	0	2

1992 & CAREER STATISTICAL BREAKDOWN

	AVG	AB	H	HR	RBI	AVG	AB	H	HR	RBI
Home	.231	39	9	0	0	.250	40	10	0	0
Road	.235	34	8	0	3	.200	40	8	0	3
Before ASG	.143	7	1	0	1	.143	7	1	0	1
After ASG	.242	66	16	0	2	.233	73	17	0	2
vs. RHP	.231	65	15	0	3	.229	70	16	0	3
vs. LHP	.250	8	2	0	0	.200	10	2	0	0
Pinch Hit	.400	5	2	0	0	.286	7	2	0	0

MISCELLANEOUS STATISTICS

Year	Batting Totals							Fielding Totals						
	IBB	HB	SF	SH	CS	TB	POS	PCT	G	PO	A	E	TC	DP
1991	0	0	0	0	1	1	OF	1.000	5	8	0	0	8	0
1992	0	0	0	0	3	20	OF	1.000	45	43	0	0	43	0
ML Totals	0	0	0	0	4	21		1.000	50	51	0	0	51	0

GOODWIN'S CAREER TRANSACTIONS

- Selected by Los Angeles in the first round (#2 pick) in the June 1989 Free Agent Draft.

GOODWIN'S CAREER AND GAME HIGHS

Most Hits: 3, Aug. 18, 1992 vs. New York
Most RBI: 2, Sept. 18, 1992 at San Francisco
Longest Hitting Streak: 2 games, Oct 3-4, 1992
Most Stolen Bases: 2, Aug. 18, 1992 vs. New York

JIM GOTT

RIGHT-HANDED PITCHER

Height: 6-4 **Weight:** 229
Bats: Right **Throws:** Right
Opening Day Age: 33
Birth Date: August 3, 1959
Birthplace: Hollywood, CA
M.L. Service: 11 years
How Obtained: Signed by Los Angeles as a free agent on December 7, 1989
Contract Status: Signed through 1994



35

1992 NOTES

- Was 3-3 with a career-low 2.45 ERA in a personal and team-high 68 games, passing his previous personal best of 67 games in 1988 while with the Pirates...his 68 appearances for the Dodgers ranks 9th on the all-time L.A. Dodger single season list for most games in a season and the most by a Dodger since CHARLIE HOUGH appeared in 70 games in 1977.
- Also totaled six saves, his most saves since totaling 34 in 1988.
- Pitched 88 innings, a career high as a reliever.
- Allowed just one earned run in his first 11 appearances, a span of 10.2 innings pitched for a 0.84 ERA...overall in April he appeared in 13 games and totaled two saves...also saved two games in both July and August.
- On April 28 vs. the Cardinals he suffered his first April loss since April 26, 1984 against Oakland...would drop two more decisions, losing on June 19 at Houston and Sept. 4 at Pittsburgh.
- On April 29 vs. the Phillies he recorded his 900th career inning while tossing two scoreless innings.
- Struck out a season-high four batters four times on May 23 and Aug. 26 vs. the Pirates, June 21 at Houston and Sept. 14 vs. the Padres...fanned two or more in a game 21 times...in a span from May 8-June 10 he struck out 21 batters in 14.2 innings pitched...his career high for strikeouts as a reliever is five, accomplished twice on Sept. 23, 1990 vs. the Giants and Sept. 21, 1984 vs. Milwaukee.
- Had to wait until June 1 to win his first game of the season, winning 8-6 at Pittsburgh...it was his 21st outing of the year...his other two wins were on Aug. 24 vs. the Pirates and Sept. 14 at San Diego.

- ◆ Had a season-high 17-inning consecutive scoreless streak from May 13 to June 10.
- ◆ Did not allow a home run in his first 36 innings pitched or 29 appearances...finally allowed a homer on June 19 to LUIS GONZALEZ of the Astros...allowed four homers on the season.
- ◆ Worked a season-high 3.1 innings on Aug. 8 at Atlanta, his longest outing since pitching 4.0 innings on Aug. 16, 1991 vs. Cincinnati.
- ◆ Among relief pitchers in the N.L., Gott tied for 7th in most innings pitched (88), 9th in strikeouts (75) and 10th in ERA (2.45).
- ◆ On the season, he had seven save opportunities, saved six (.857).
- ◆ Inherited 39 runners and stranded 27 (69%)...first batters were 18-for-61 (.295) with one home run.
- ◆ Singled on Aug. 8 at Atlanta, his 13th career hit...was 1-for-2 on the year...hit two home runs in a game on May 12, 1985 with the Giants at Candlestick.
- ◆ Limited right-handed hitters to a team low .192 batting average.
- ◆ Opponents batted .185 with runners in scoring position, 7th best mark in the National League.
- ◆ Did not commit an error in 26 total chances...he has a .979 career fielding pct., four miscues in 194 total chances...last error committed was on July 17, 1987 or 221 games.
- ◆ He is 10-11 with the Dodgers and a 2.75 ERA (69 ER/226 IP) with 11 saves in three seasons.
- ◆ Has made 334 career relief appearances...last start was June 20, 1987 at San Diego while with the Giants.
- ◆ He made a trip of baseball goodwill to Israel in December which he initiated due to his personal interest in the international movement of baseball...he traveled to Tel Aviv and conducted a clinic for 75 children, had a promotional date at Euro-Disney in France and made an appearance at a Compari Store (Sports Clothing) where he met children from as far away as Africa and Germany...before he and his wife Cathy headed home, they visited schools in England.

MAJOR LEAGUE HIGHLIGHTS

1991:

- ◆ On July 20 at New York he collected a single, his first hit since 1987.
- ◆ Was 3-0 after the All-Star break with a 2.66 ERA (14 ER/ 47.1 IP).
- ◆ Left-handers hit just .190 (27-for-142), seventh best in the National League.
- ◆ Pitched a Dodger career-high 4.0 innings on Aug. 16 vs. the Astros.

1990:

- ◆ Began the season on the 15-day DL still rehabilitating from surgery in May of 1989...was reinstated on May 25.
- ◆ Earned his first win as a Dodger on Aug. 20 vs. Philadelphia, pitching two scoreless innings...it was his first win since Aug. 14, 1988 at Philadelphia.
- ◆ Earned his first save as a Dodger on Aug. 11 at Atlanta, his first since Sept. 27, 1988 covering nearly 23 months and 28 outings.
- ◆ Made his Dodger debut on May 27 at St. Louis.
- ◆ Suffered his first Dodger loss on June 8 at San Diego and was so upset he walked from Jack Murphy Stadium to the Dodgers' hotel, two miles away.

1989:

- ◆ Missed the entire 1989 season with the exception of one relief appearance on April 6 vs. Montreal.
- ◆ Was placed on the 21-day DL on April 7 and then underwent successful surgery to repair a ruptured medial collateral ligament in his right elbow and removal of a bone spur.

1988:

- ◆ Was second in the league in both saves (34) and games finished (59) and was seventh in the N.L. with 67 appearances.
- ◆ Finished second to JOHN FRANCO in Rolaids Relief Man-of-the-Year standings.

1986:

- ◆ Missed most of the season (appeared in nine games) after having surgery on June 24 to repair a partially torn rotator cuff in his right shoulder.

1985:

- ◆ Won his first N.L. start in his 100th career appearance on April 14 at Los Angeles.

1983:

- ◆ Fanned a career-high nine on May 25 vs. Detroit.

1982:

- ◆ Made his M.L. debut on April 9 vs. Milwaukee.
- ◆ First win came on May 30, a combined shutout at Baltimore.
- ◆ First shutout was July 31 vs. Detroit.

MINOR LEAGUE HIGHLIGHTS**1981:**

- ◆ Drafted by Toronto from the St. Louis organization at the Winter Meetings.
- ◆ Finished 9th in the Texas League with a 3.44 ERA.

1979:

- ◆ Led the Carolina League with 21 wild pitches.

1978:

- ◆ Tied for league lead with 113 walks in 145 innings.

1977:

- ◆ Led the Pioneer League with 83 walks, 82 runs and 69 earned runs and tied for league high honors with 14 starts in his first season of pro ball.

PERSONAL

- ◆ Graduate of San Marino High School in California where he earned all-league, all-state and Class AA Player-of-the-Year... was 9-0 with a 1.73 ERA and hit .430 with five home runs in leading San Marino to the Class AA title.
- ◆ Pitched in the 1977 California North-South game at Dodger Stadium.
- ◆ Attended Brigham Young University for three years.
- ◆ Was very active in Pittsburgh supporting drug and alcohol rehabilitation programs.
- ◆ Enjoys theatre, movies and is a double black belt in Hapkido Karate...his wife has advanced to purple belt in Hapkido training.
- ◆ Married wife Cathy on Oct. 25, 1990.
- ◆ He has four children, one daughter, Jenice (7-13-85) and three sons: Christian James (3-13-88) and twins Ryan and Tyler (2-16-90).
- ◆ Active with the Hollenbeck Youth Center and his wife is president of the Hollenbeck board.
- ◆ Active with the San Marino High School Alumni Association.
- ◆ Co-chaired the Fashion Show to benefit Cystic Fibrosis which is chaired by Jamie and OREL HERSHISER.

Relief Pitchers' Save Rule

A pitcher is credited with a Save when he meets all three of the following conditions:

1. He is the finishing pitcher in a game won by his club, and
2. He is not the winning pitcher, and
3. He qualifies under one of the following conditions:
 - a. He enters the game with a lead of no more than three runs and pitches for at least one inning, or
 - b. He enters the game with potential tying run either on base, at bat, or on deck (that is, the potential tying run is either on base or is one of the first two batsmen he faces), or
 - c. He pitches effectively for at least three innings

JAMES WILLIAM GOTT

Year	Club	W-L	ERA	G	GS	CG	SHO	SV	IP	H	R	ER	BB	SO
1977	Calgary	3-4	9.55	14	14	0	0	0	65.0	71	82	69	83	60
1978	Gastonia	9-6	3.97	22	22	4	0	0	145.0	100	67	64	113	130
	St. Petersburg	1-3	1.29	5	5	2	0	0	28.0	23	9	4	12	15
1979	St. Petersburg	0-3	6.50	4	4	0	0	0	18.0	18	13	13	13	9
	Gastonia	5-5	5.61	19	11	1	0	0	77.0	63	57	48	88	102
	Arkansas	0-1	5.40	2	1	0	0	0	5.0	3	6	3	13	7
1980	St. Petersburg	5-11	4.60	25	21	4	1	0	137.0	138	96	70	113	103
1981	Arkansas	5-9	3.44	28	19	4	0	0	131.0	133	68	50	65	93
1982	Toronto (AL)	5-10	4.43	30	23	1	1	0	136.0	134	76	67	66	82
1983	Toronto (AL)	9-14	4.74	34	30	6	1	0	176.2	195	103	93	68	121
1984	Toronto (AL)	7-6	4.02	35	12	1	1	2	109.2	93	54	49	49	73
1985	San Francisco	7-10	3.88	26	26	2	0	0	148.1	144	73	64	51	78
1986	San Francisco	0-0	7.62	9	2	0	0	1	13.0	16	12	11	13	9
	Phoenix	0-0	6.75	2	2	0	0	0	2.2	2	2	2	3	2
1987	San Francisco	1-0	4.50	30	3	0	0	0	56.0	53	32	28	32	63
	Pittsburgh	0-2	1.45	25	0	0	0	13	31.0	28	11	5	8	27
1988	Pittsburgh	6-6	3.49	67	0	0	0	34	77.1	68	30	30	22	76
1989	Pittsburgh	0-0	0.00	1	0	0	0	0	0.2	1	0	0	1	1
1990	Bakersfield	0-0	2.77	7	3	0	0	0	13.0	13	5	4	4	16
	Los Angeles	3-5	2.90	50	0	0	0	3	62.0	59	27	20	34	44
1991	Los Angeles	4-3	2.96	55	0	0	0	2	76.0	63	28	25	32	73
1992	Los Angeles	3-3	2.45	68	0	0	0	6	88.0	72	27	24	41	75
NL Totals-8 years		24-29	3.37	331	31	2	0	59	552.1	504	240	207	234	446
AL Totals-3 years		21-30	4.45	99	65	8	3	2	422.1	422	233	209	183	276
ML Totals-11 years		45-59	3.84	430	96	10	3	61	974.2	926	473	416	417	722

GOTT - 1992 & CAREER vs. NATIONAL LEAGUE

	1992						Career					
	W-L	ERA	IP	ER	SO	SV	W-L	ERA	IP	ER	SO	SV
vs. West												
Atlanta	0-0	0.82	11.0	1	7	1	1-3	3.06	53.0	18	36	6
Cincinnati	0-0	4.26	6.1	3	5	0	0-2	5.30	54.1	32	41	4
Houston	0-1	1.69	10.2	2	11	0	3-2	2.39	64.0	17	59	4
Los Angeles	-	-	-	-	-	-	1-0	1.13	16.0	2	11	3
San Diego	1-0	3.09	11.2	4	7	1	2-5	5.18	48.2	28	39	4
San Francisco	0-0	2.08	8.2	2	5	1	1-1	1.29	28.0	4	18	6
West Total	1-1	2.24	48.1	12	35	3	8-13	3.44	264.0	101	204	27
vs. East												
Chicago	0-0	0.96	9.1	1	6	0	3-2	4.37	59.2	29	53	4
Montreal	0-0	3.52	7.2	3	7	1	4-3	3.32	57.0	21	52	8
New York	0-0	5.06	5.1	3	6	1	2-4	2.28	59.1	15	36	6
Philadelphia	0-0	1.80	5.0	1	3	1	3-1	3.16	37.0	13	34	5
Pittsburgh	2-1	3.52	7.2	3	12	0	4-2	2.77	39.0	12	36	1
St. Louis	0-1	1.93	4.2	1	6	0	0-4	3.96	36.1	16	31	8
East Total	2-2	2.72	39.2	12	40	3	16-16	3.31	288.1	106	242	32
1992 Totals	3-3	2.45	88.0	24	75	6	24-29	3.37	552.1	207	446	59

1992 & CAREER BY MONTH

	W-L	ERA	IP	ER	SO	SV	W-L	ERA	IP	ER	SO	SV
In April	0-1	1.32	13.2	2	12	2	3-4	4.90	108.1	59	80	6
May	0-0	2.70	10.0	3	12	0	7-8	3.18	172.2	61	134	4
June	1-1	1.80	20.0	4	16	0	10-13	3.93	169.1	74	132	3
July	0-0	2.12	17.0	4	14	2	5-12	3.67	196.1	80	145	11
August	1-0	0.90	20.0	2	14	2	12-15	3.81	196.0	83	124	19
Sept.-Oct.	1-1	11.05	7.1	9	7	0	8-7	4.02	132.0	59	107	18

1992 & CAREER STATISTICAL BREAKDOWN

	W-L	ERA	IP	ER	SO	SV	W-L	ERA	IP	ER	SO	SV
Home	1-1	1.79	40.1	8	39	2	28-24	3.32	506.1	187	403	31
Road	2-2	3.02	47.2	16	36	4	17-35	4.40	468.1	229	319	30
Starter	-	-	-	-	-	-	26-38	4.54	537.2	271	333	-
Reliever	3-3	2.45	88.0	24	75	6	19-21	2.99	437.0	145	389	61
Before ASG	1-2	1.94	51.0	11	47	3	25-31	3.93	535.2	234	391	16
After ASG	2-1	3.16	37.0	13	28	3	20-28	3.73	438.2	182	331	45

MISCELLANEOUS STATISTICS

Year	Pitching Totals					Hitting Totals							
	IBB	HB	WP	BK	HR	AVG	AB	R	H	2B	3B	HR	RBI
1982	0	3	8	0	15	—	—	—	—	—	—	—	—
1983	5	5	2	0	15	—	—	—	—	—	—	—	—
1984	3	3	1	0	7	—	—	—	—	—	—	—	—
1985	4	1	3	2	10	.196	51	6	10	2	0	3	3
1986	2	0	1	1	0	.000	3	0	0	0	0	0	0
1987	7	2	5	0	4	.091	11	2	1	0	0	1	2
1988	5	2	1	6	9	.000	1	0	0	0	0	0	0
1989	0	0	0	0	0	.000	0	0	0	0	0	0	0
1990	7	0	4	0	5	.000	1	0	0	0	0	0	0
1991	7	1	6	3	5	.500	2	0	1	0	0	0	0
1992	13	1	9	3	4	.500	2	0	1	0	0	0	0
ML Totals	53	18	40	15	74	.183	71	8	13	2	0	4	5

CAREER TRANSACTIONS

- ◆ Selected by St. Louis in the fourth round of the June 1977 Free Agent Draft.
- ◆ Selected by Toronto from St. Louis in the December 1981 Major League Draft.
- ◆ Acquired by San Francisco from Toronto on January 26, 1985 along with pitcher Jack McKnight and infielder Augie Schmidt for pitcher Gary Lavelle.
- ◆ Released December 19, 1986; re-signed by Giants on April 7, 1987.
- ◆ Claimed on waivers by Pittsburgh on August 3, 1987.
- ◆ Signed as a free agent by Los Angeles on December 7, 1989.

DISABLED LIST

- ◆ May 9, 1986—remainder of season (right shoulder).
- ◆ April 7, 1989—remainder of season (right elbow).
- ◆ April 7–May 25, 1990 (right elbow).

GOTT'S GAME HIGHS

Hitting

- ◆ **Most Hits:** 2, May 12, 1985 at San Francisco
- ◆ **Most RBI:** 2 (2 times), last time June 20, 1987 at San Diego
- ◆ **Most Home Runs:** 2, May 12, 1985 at San Francisco

GOTT'S CAREER AND GAME HIGHS

Low Hit Game: 2, July 3, 1984 vs. California (with Toronto)
Most Innings Pitched—Starter: 10.0, July 31, 1982 vs. Detroit (with Toronto)
Most Innings Pitched—Reliever: 5.2, Aug. 15, 1984 at Cleveland (with Toronto)
Most Strikeouts: 9, May 25, 1983 vs. Detroit (with Toronto)
Most Walks: 6, April 25, 1986 at San Diego (with San Francisco)
Longest Winning Streak: 5 games, May 5–July 3, 1984 (with Toronto)
Longest Losing Streak: 5 games, July 12–Aug. 25, 1985 (with San Francisco)

Home Runs by Active Pitchers

Player	1993 Team	Total
Don Robinson		13
Dwight Gooden	Mets	5
Kevin Gross	Dodgers	4
Jim Gott	Dodgers	4
Joe Magrane	Cardinals	4
Rick Sutcliffe	Orioles	4

KEVIN GROSS

RIGHT-HANDED PITCHER

Height: 6-5 **Weight:** 227
Bats: Right **Throws:** Right
Opening Day Age: 31
Birth Date: June 8, 1961
Birthplace: Downey, CA
M.L. Service: 9 years and 100 days
How Obtained: Signed by Los Angeles as a free agent on December 3, 1990
Contract Status: Signed through 1993


46

1992 NOTES

- ◆ Appeared in 34 games, including 30 starts and posted an 8-13 record with a 3.17 ERA including four complete games, three shutouts and his first ever NO-HITTER...it was his lowest season ERA since joining the major leagues in 1983...his three shutouts tied for 8th best in the league.
- ◆ Totaled a team-high 158 strikeouts...it was the 9th highest in the N.L. and his 6.95 K's per 9.0 innings ranked 6th best in the league...was four shy of his career best 162 in a season.
- ◆ Was 0-0 in four relief outings with a 2.25 ERA...started the month of May in the bullpen after a 0-3 record in April as a starter...made just three relief outings in May before rejoining the starting rotation for the remainder of the season...made one other relief outing on Aug. 8 in Atlanta...made 36 relief appearances in 1991.
- ◆ As a starter he was 8-13 with a 3.18 ERA including four complete games, three shutouts and 200.2 innings pitched.
- ◆ Totaled 204.2 innings, first time since 1989 he tossed at least 200 IP and the 6th time in his career.
- ◆ After his brief stint in the bullpen, he started on May 12 against the Expos and snapped his three-game losing streak with a 2-0 Dodger win and struck out a career-high 13...allowed just three hits, 4th time in his career, and it was his first shutout since blanking the Phillies on June 11, 1990 while with the Expos...it was also the most K's by a Dodger since RAMON MARTINEZ fanned 18 on June 4, 1990 vs. the Braves...his 13 strikeouts tied for the 2nd highest total by a N.L. pitcher in 1992.
- ◆ In his next start on May 18 he fanned 12 Cubs, but lost 3-0 allowing one earned run in 7.0 innings pitched...in his next start on May 24 vs. the Pirates he earned his second win in a 4-2 Dodger win...struck out nine giving him 34 strikeouts over his prior three starts, the highest by an L.A. Dodger over a three-game span since SANDY KOUFAX fanned 35 in 1966.
- ◆ For the month of May he was 3-1 with a major league-best 1.65 ERA...in his last five years he is 15-6 in May and since 1986 he is 21-9 overall.
- ◆ Tossed his second shutout and complete game on July 12 vs. the Cardinals, a 9-0 win.
- ◆ On his way to Shea Stadium on July 20, and scheduled to pitch that night, he was rear ended by a New York cab (no surprise there)...made his scheduled start but had a no-decision in a Dodger 9-2 win.

- On Aug. 17 vs. the San Francisco Giants he pitched his first career NO-HITTER, a 2-0 Dodger win in Los Angeles including two walks and six strikeouts...it was the only no-hitter in major league baseball in 1992...it was the first no-hitter by a Dodger since FERNANDO VALENZUELA blanked the Cardinals 6-0 on June 29, 1990...it was the 18th in franchise history, the 8th by an L.A. Dodger pitcher and the 6th by a Dodger pitcher at Dodger Stadium...he became just the 5th L.A. Dodger pitcher to hurl a no-hitter, joining SANDY KOUFAX (4 times), BILL SINGER, JERRY REUSS and FERNANDO VALENZUELA... the 2-0 win also marked the 1,600th home win since the Dodgers moved to Los Angeles.
- Another career first, he was named N.L. Player of the Week for Aug. 17-23, pitching 17 innings including the no-hitter and allowed three earned runs for a 1.59 ERA and opponents batted just .107...also totaled 12 strikeouts.
- Tossed his 4th and final complete game of the year on Sept. 9 in a Dodger 4-1 win over the Padres in Los Angeles...it was his most complete games since tossing four in 1989 with the Expos.
- Won his 8th game in his last start of the year on Oct. 1, a 4-2 win over the Reds in Cincinnati...nine of his last 10 outings were decided by two runs or less (3-2).
- Over his last 15 appearances he limited opponents to 28 earned runs in 106.1 innings pitched for a 2.37 ERA.
- Pitched into the 7th inning in 21 of his 30 starts including his last 10 starts...allowed two earned runs or less 16 times...reached the 6th inning 26 times.
- Had a season-high 13 inning consecutive scoreless streak from May 9-18...career-high scoreless streak is 19 innings in 1985 with the Phillies.
- Struck out 10 or more men two times in 1992 and now has seven career 10 or more strikeout games.
- Among the Dodger starters he posted a team best 2.95 road ERA, also 10th best in the league...right-handers batted .199 overall, 4th best in the league...left-handers batted .276 overall with five home runs...allowed 11 homers on the year.
- Entering the 1993 season, Gross will be looking for his first road win against the Cardinals since Aug. 15, 1987 and his first road victory over the Padres since June 3, 1985.
- Has a career .955 fielding pct. (378 TC/17 E) and did not commit an error in 37 total chances in 1992.
- When he was ahead in the count opponents batted .172 (60-for-348) and with two strikes opponents hit .163 (56-for-344).
- Is 18-24 in two seasons with a 3.32 ERA for the Dodgers and is 12-12 at Dodger Stadium.
- Voted Pitcher of the Year by local chapter of the BBWAA.

MAJOR LEAGUE HIGHLIGHTS

1991:

- First season with the Dodgers and he was 10-11 with a 3.58 ERA.
- Earned his first save as a Dodger on June 29 at Atlanta and it was his first since Sept. 9, 1984 (224 games) for the Phillies.
- Recorded his 1,000th career strikeout on April 14 vs. the Padres, striking out TONY FERNANDEZ.
- First Dodger win was on April 28 vs. the Giants.
- Pitched his 1,500th career inning on May 25 at Cincinnati.
- Had a career-high three saves in 36 outings.
- Pitched a career-high 6.1 innings of relief on July 18 at New York in a Dodger 6-5 win.

1990:

- Won four straight starts from April 29 to May 9, tying a career-high set in 1987 and 1988.
- Lost a career-high eight straight decisions from June 27- Sept. 2, a span of 10 starts.
- Last season with Montreal where he compiled a 20-24 record in two years.

- ◆ On June 27 he suffered a non-displaced fracture of the tip of the middle finger of his right hand attempting to bunt off JEFF PICO of the Cubs...was placed on the DL for the first time in his career... went 1-7 after the injury in 15 appearances.
- ◆ Hit his 4th career home run on May 14 off FERNANDO VALENZUELA.
1989:
- ◆ Struck out 158 batters, second only to MARK LANGSTON in the league.
- ◆ Made a tackle JOHN MADDEN would have been proud of on KIRK GIBSON at Dodger Stadium on May 31 while protecting his pitcher PASCUAL PEREZ in a major scuffle on the infield grass.
1988:
- ◆ Led the Phillies in wins for the 3rd time in four years.
- ◆ Named to his first All-Star game and pitched one shutout inning at Cincinnati.
- ◆ Led the league in walks (89) and hit batters (11).
- ◆ Last year with the Phillies where he compiled a 60-66 record in six years.
1987:
- ◆ The infamous "sandpaper" game occurred on Aug. 10, 1987 which led to a 10-day suspension from the N.L...his appeal was denied and he served his time from Sept. 1-10.
1986:
- ◆ Led the Phillie staff with 12 wins.
1985:
- ◆ Led the Phillie staff with 15 wins.
- ◆ Broke up a NOLAN RYAN no-hitter with a 6th inning double on June 24.
1984:
- ◆ Earned his first major league save on Sept. 9 at Montreal.
1983:
- ◆ Made his major league debut on June 25 vs. the Mets and earned the win.

MINOR LEAGUE HIGHLIGHTS

- 1983:**
- ◆ Played for Portland his last year in the minor leagues.
- ◆ Had a 26-32 minor league record with a 4.40 ERA.
1981:
- ◆ Started a league-high 28 games and was 13-12 at Spartanburg (A).

PERSONAL

- ◆ Graduated from Filmore High School in 1979 where he played baseball, basketball, football and track.
- ◆ Attended Cal Lutheran College in Thousand Oaks, CA and Oxnard Junior College.
- ◆ Played Little League baseball where he hurled a perfect game.
- ◆ Likes to duck hunt and paint...has sold many of his paintings to collectors and donates many of his paintings to help raise funds for charity.
- ◆ Wife's name is Tamara...they have four children, Joshua (8-8-82), Cheyne (4-15-84), Chad (5-3-88) and Chase (8-9-90).
- ◆ Signed by Bill Tracy.
- ◆ Nickname is "K.G."

Los Angeles Dodgers

72

GROSS, KEVIN (Continued)

KEVIN FRANK GROSS

Year	Club	W-L	ERA	G	GS	CG	SHO	SV	IP	H	R	ER	BB	SO
1981	Spartanburg	13-12	3.56	28	28	8	2	0	192.0	173	94	76	62	123
1982	Reading	10-15	4.23	26	24	8	2	0	151.0	138	81	71	89	136
1983	Portland	3-5	6.75	15	15	0	0	0	80.0	82	60	60	45	61
	Philadelphia	4-6	3.56	17	17	1	1	0	96.0	100	46	38	35	66
1984	Philadelphia	8-5	4.12	44	14	1	0	1	129.0	140	66	59	44	84
1985	Philadelphia	15-13	3.41	38	31	6	2	0	205.2	194	86	78	81	151
1986	Philadelphia	12-12	4.02	37	36	7	2	0	241.2	240	115	108	94	154
1987	Philadelphia	9-16	4.35	34	33	3	1	0	200.2	205	107	97	87	110
1988	Philadelphia	12-14	3.69	33	33	5	1	0	231.2	209	101	95	89	162
1989	Montreal	11-12	4.38	31	31	4	3	0	201.1	188	105	98	88	158
1990	Montreal	9-12	4.57	31	26	2	1	0	163.1	171	86	83	65	111
1991	Los Angeles	10-11	3.58	46	10	0	0	3	115.2	123	55	46	50	95
1992	Los Angeles	8-13	3.17	34	30	4	3	0	204.2	182	82	72	77	158
ML Totals-10 years		98-114	3.89	345	261	33	14	4	1789.2	1752	849	774	710	1249

GROSS - 1992 & CAREER vs. NATIONAL LEAGUE

	1992						Career						
	W-L	ERA	IP	ER	SO	SV	W-L	ERA	IP	ER	SO	SV	
vs. West													
Atlanta	0-3	6.05	19.1	13	17	0	6-10	5.27	140.0	82	87	3	
Cincinnati	1-3	4.78	26.1	14	15	0	8-11	3.86	156.1	67	90	0	
Houston	0-2	4.05	20.0	9	11	0	8-11	3.36	152.2	57	107	0	
Los Angeles	-	-	-	-	-	-	11-8	3.46	151.0	58	104	0	
San Diego	1-1	1.71	31.2	6	20	0	5-10	4.42	124.1	61	91	0	
San Francisco	1-0	0.56	16.0	1	12	0	8-6	3.74	137.1	57	111	0	
West Total	3-9	3.42	113.1	43	75	0	46-56	3.99	861.2	382	590	3	
vs. East													
Chicago	1-1	2.45	22.0	6	24	0	7-15	4.79	171.0	91	126	0	
Montreal	1-1	2.01	22.1	5	23	0	13-5	2.59	166.2	48	129	1	
New York	0-0	2.70	6.2	2	4	0	13-11	3.61	189.1	76	140	0	
Philadelphia	1-0	6.75	5.1	4	5	0	3-3	3.88	48.2	21	48	0	
Pittsburgh	1-0	2.57	14.0	4	11	0	11-8	3.30	199.1	73	123	0	
St. Louis	1-2	3.43	21.0	8	16	0	5-16	4.88	153.0	83	93	0	
East Total	5-4	2.86	91.1	29	83	0	52-58	3.80	928.0	392	659	1	
1992 Totals	8-13	3.17	204.2	72	158	0	98-114	3.89	1789.2	774	1249	4	

1992 & CAREER BY MONTH

	W-L	ERA	IP	ER	SO	SV	W-L	ERA	IP	ER	SO	SV
In April	0-3	4.01	24.2	11	17	0	10-18	3.47	215.0	83	158	0
May	3-1	1.65	32.2	6	42	0	23-13	3.44	298.2	114	217	0
June	0-4	5.76	29.2	19	21	0	21-18	4.13	325.0	149	215	2
July	2-2	2.79	38.2	12	24	0	13-22	3.94	303.2	133	182	1
August	1-3	3.21	33.2	12	24	0	18-21	4.15	323.1	149	240	0
Sept.-Oct.	2-0	2.38	45.1	12	30	0	11-22	4.06	324.0	146	237	1

1992 & CAREER STATISTICAL BREAKDOWN

Home	5-9	3.35	113.0	42	91	0	55-56	4.02	840.2	376	670	1
Road	3-4	2.95	91.2	30	67	0	43-58	3.77	949.0	398	579	3
Starter	8-13	3.22	200.2	71	155	-	79-96	3.90	1545.0	669	1070	-
Reliever	0-0	2.25	4.0	1	3	0	19-18	3.86	244.2	105	179	4
Before ASG	5-9	3.67	108.0	44	94	0	58-57	3.77	920.2	386	655	3
After ASG	3-4	2.61	96.2	28	64	0	40-57	4.02	869.0	388	594	1

MISCELLANEOUS STATISTICS

Year	Pitching Totals					Avg.	Hitting Totals						
	IBB	HB	WP	BK	HR		AB	R	H	2B	3B	HR	RBI
1983	3	3	4	1	13	.091	33	0	3	0	0	0	0
1984	4	5	4	4	8	.067	30	0	2	0	0	0	0
1985	6	7	2	0	11	.138	65	0	9	3	0	1	7
1986	2	8	2	1	28	.188	80	6	15	4	1	1	5
1987	7	10	3	7	26	.190	63	4	12	1	0	1	4
1988	5	11	5	7	18	.173	75	6	13	1	0	0	2
1989	6	6	5	5	20	.141	64	5	9	2	0	0	1
1990	7	4	4	1	9	.200	50	3	10	4	0	1	4
1991	6	2	3	0	10	.280	25	4	7	1	0	0	3
1992	10	3	4	2	11	.095	63	3	6	1	0	0	0
ML Totals	56	59	36	28	154	.157	548	31	86	17	1	4	26

GROSS' CAREER TRANSACTIONS

- ◆ Selected by Baltimore in the 32nd round of the June 1979 Free Agent Draft.
- ◆ Selected by Philadelphia in the secondary phase of the January 1981 Free Agent Draft.
- ◆ Traded to Montreal from Philadelphia for pitchers Floyd Youmans and Jeff Parrett on Dec. 6, 1988.
- ◆ Signed as a free agent by Los Angeles on Dec. 3, 1990.

DISABLED LIST

- ◆ June 28-July 20, 1990 (left middle finger).

GROSS' GAME HIGHS**Hitting**

- ◆ **Most Hits:** 2 (5 times), last time July 31, 1991 vs. N.Y. Mets
- ◆ **Most RBI:** 3, June 19, 1986 vs. St. Louis (with Philadelphia)
- ◆ **Most HR's:** 1 (4 times), last time May 14, 1990 at Los Angeles

GROSS' CAREER AND GAME HIGHS

- Low Hit Game:** 0, Aug. 17, 1992 vs. San Francisco
- Most Innings Pitched-Starter:** 9.0 (28 times), last time Sept. 9, 1992 vs. San Diego
- Most Innings Pitched-Reliever:** 6.1, July 18, 1991 at New York
- Most Strikeouts:** 13, May 12, 1992 at Montreal
- Most Walks:** 8, April 18, 1990 at Philadelphia
- Longest Winning Streak:** 4 games (4 times), last time April 24-May 9, 1990
- Longest Losing Streak:** 8 games, June 27-sept. 27, 1990 (with Expos)

KIP GROSS

RIGHT-HANDED PITCHER

Height: 6-2 **Weight:** 194
Bats: Right **Throws:** Right
Opening Day Age: 28
Birth Date: August 24, 1964
Birthplace: Scottsbluff, NE
M.L. Service: 1 year and 60 days
How Obtained: Traded to Los Angeles along with outfielder Eric Davis from Cincinnati, for pitchers Tim Belcher and John Wetteland on November 27, 1991
Contract Status: Signed through 1993



57

1992 NOTES:

- ◆ Appeared in 16 games for the Dodgers and was 1-1 with a 4.18 ERA.
- ◆ Was recalled from Albuquerque (AAA) on April 30 and made his first Dodger appearance on May 10 at New York, pitching 2.0 scoreless innings of relief.

- ◆ Was recalled from Albuquerque on July 6 and appeared that day in his first career start as a Dodger against DENNIS MARTINEZ of the Expos in the first game of the doubleheader...after three hours and 35 minutes the Dodgers had a 8-3 win and he had his first Dodger win while collecting a career-high two hits at the plate...in between games he's optioned back to the Dukes, buys DAVE HANSEN'S truck, and drives back to Albuquerque.
- ◆ The Dodgers top frequent flyer mileage winner is recalled on Aug. 10, replacing an injured TOM CANDIOTTI, and appears in two games before heading back to Albuquerque on Aug. 13 while PEDRO ASTACIO heads to Los Angeles.
- ◆ Was recalled one final time on Sept. 1 when the rosters were expanded.
- ◆ Suffered his lone loss on Sept. 26 at Houston, a 5-4 setback.
- ◆ Was 0-1 as a reliever with a 4.08 ERA in 15 games...inherited nine men and stranded eight...first batters were 5-for-15 (.333).
- ◆ Was 6-5 for Albuquerque with a 3.51 ERA in 31 games including 14 starts and eight saves.

MAJOR LEAGUE HIGHLIGHTS**1991:**

- ◆ Recorded his first major league win in relief on June 19 at New York, pitching 2.0 innings in a 7-6 Reds win.
- ◆ Won his first major league start in Atlanta on July 4, defeating the Braves 10-4, pitching 6.0 innings.
- ◆ Pitched his first major league complete game on July 27 over the Cardinals in a 13-1 win at St. Louis.

1990:

- ◆ Made his major league debut on April 21 vs. Atlanta, pitching one scoreless inning.

MINOR LEAGUE NOTES**1991:**

- ◆ Was named the American Association Pitcher-of-the-Week (May 19-25) just prior to his promotion.

1990:

- ◆ Opened the season with Nashville and pitched complete game victories in his first two starts and earned American Association Player-of-the-Week honors (April 6-14).

1989:

- ◆ Posted a 2.49 ERA for Jackson in the Texas league, second best in the league to teammate JULIO VALERA.

1988:

- ◆ Was fifth in the Florida State League in innings and complete games and pitched a one-hitter and two-hitter...named to the All-Star team.

PERSONAL

- ◆ Played baseball for the University of Nebraska and was an All-Region player...also played for Murray State Junior College in Oklahoma.
- ◆ Was the tournament MVP as his team won the 1982 Nebraska state American Legion Title.
- ◆ Graduated from Gering High School, NE in 1983...was an all-league performer.
- ◆ Played Little League, Babe Ruth and American Legion baseball.
- ◆ Signed by Marty Haruat.

KIP LEE GROSS

Year	Club	W-L	ERA	G	GS	CG	SHO	SV	IP	H	R	ER	BB	SO
1987	Lynchburg	7-4	2.72	16	15	2	0	0	89.1	92	37	27	22	39
1988	St. Lucie	13-9	2.62	28	27	7	3	0	178.1	153	72	52	53	124
1989	Jackson	6-5	2.49	16	16	4	0	0	112.0	96	47	31	13	60
	Tidewater	4-4	3.97	12	12	0	0	0	70.1	72	33	31	17	39
1990	Nashville	12-7	3.33	40	11	2	1	3	127.0	113	54	47	47	62
	Cincinnati	0-0	4.28	5	0	0	0	0	6.1	6	3	3	2	3
1991	Nashville	5-3	2.08	14	6	1	1	0	97.2	39	13	11	16	28
	Cincinnati	6-4	3.47	29	9	1	0	0	85.2	93	43	33	40	40
1992	Albuquerque	6-5	3.51	31	14	2	0	8	107.2	96	48	42	36	58
	Los Angeles	1-1	4.18	16	1	0	0	0	23.2	32	14	11	10	14
ML Totals-3 years		7-5	3.66	50	10	1	0	0	115.2	131	60	47	52	57

GROSS - 1992 & CAREER vs. NATIONAL LEAGUE

	1992						Career					
	W-L	ERA	IP	ER	SO	SV	W-L	ERA	IP	ER	SO	SV
vs. West												
Atlanta	0-0	7.71	2.1	2	0	0	1-0	5.00	18.0	10	9	0
Cincinnati	0-0	0.00	3.0	0	1	0	0-0	0.00	3.0	0	1	0
Houston	0-1	21.60	1.2	4	1	0	0-1	12.00	3.0	4	3	0
Los Angeles	-	-	-	-	-	-	0-1	9.00	6.0	4	3	0
San Diego	0-0	0.00	0.0	0	0	0	0-1	7.71	6.1	5	8	0
San Francisco	0-0	3.00	3.0	1	2	0	1-1	3.30	19.1	7	10	0
West Total	0-1	6.30	10.0	7	4	0	2-4	4.85	55.2	30	34	0
vs. East												
Chicago	0-0	0.00	3.0	0	2	0	0-0	0.00	3.0	0	2	0
Montreal	1-0	4.05	6.2	3	4	0	1-0	3.45	15.2	6	5	0
New York	0-0	4.50	2.0	1	3	0	1-0	3.00	12.0	4	8	0
Philadelphia	-	-	-	-	-	-	1-0	1.35	6.2	1	1	0
Pittsburgh	0-0	0.00	2.0	0	1	0	1-1	3.29	13.2	5	4	0
St. Louis	-	-	-	-	-	-	1-0	1.00	9.0	1	3	0
East Total	1-0	2.63	13.2	4	10	0	5-1	2.55	60.0	17	23	0
1992 Totals	1-1	4.18	23.2	11	14	0	7-5	3.66	115.2	47	57	0

1992 & CAREER BY MONTH

	W-L	ERA	IP	ER	SO	SV	W-L	ERA	IP	ER	SO	SV
In April	-	-	-	-	-	-	0-0	6.00	3.0	2	0	0
May	0-0	3.64	2.2	1	3	0	0-0	4.26	6.1	3	5	0
June	-	-	-	-	-	-	1-0	1.93	14.0	3	3	0
July	1-0	4.50	6.0	3	4	0	4-1	3.31	32.2	12	15	0
August	0-0	0.00	2.1	0	1	0	2-3	4.91	29.1	16	14	0
Sept.-Oct.	0-1	4.97	12.2	7	6	0	0-1	3.26	30.1	11	20	0

1992 & CAREER STATISTICAL BREAKDOWN

	W-L	ERA	IP	ER	SO	SV	W-L	ERA	IP	ER	SO	SV
Home	1-1	5.00	9.0	5	5	0	2-4	4.74	49.1	26	23	0
Road	0-0	3.68	14.2	6	8	0	5-1	2.85	66.1	21	34	0
Starter	1-0	4.50	6.0	3	4	0	5-4	4.45	56.2	28	27	0
Reliever	0-1	4.00	17.2	8	10	0	2-1	2.90	59.0	19	30	0
Before ASG	1-0	4.15	8.2	4	7	0	3-0	3.57	35.1	14	17	0
After ASG	0-1	4.20	15.0	7	7	0	4-5	3.70	80.1	33	40	0

MISCELLANEOUS STATISTICS

Year	Pitching Totals						Hitting Totals						
	IBB	HB	WP	BK	HR	Avg.	AB	R	H	2B	3B	HR	RBI
1990	0	0	0	0	0	.000	0	0	0	0	0	0	0
1991	2	0	5	1	8	.091	22	0	2	0	0	0	1
1992	1	0	1	1	1	1.000	2	1	2	0	0	0	1
ML Totals	3	0	6	2	9	.167	24	1	4	0	0	0	2

GROSS' CAREER TRANSACTIONS

- ◆ Selected by St. Louis in the 3rd round of the Jan. 1985 Free Agent Draft.
- ◆ Selected by the New York Mets in the 4th round of the June 1986 Free Agent Draft.
- ◆ Traded with pitcher Randy Myers to Cincinnati for pitcher John Franco and outfielder Don Brown on Dec. 6, 1989.
- ◆ Traded with outfielder Eric Davis to Los Angeles for pitchers Tim Belcher and John Wetteland on Nov. 27, 1991.

GROSS' CAREER AND GAME HIGHS

Low Hit Game: 9, July 27, 1991 vs. St. Louis (with Cincinnati)

Most Innings Pitched-Starter: 9.0, July 27, 1991 vs. St. Louis (with Cincinnati)

Most Innings Pitched-Reliever: 4.1 (2 times), last time Oct. 2, 1991 vs. Atlanta (with Cincinnati)

Most Strikeouts: 5, July 4, 1991 vs. Atlanta (with Cincinnati)

Most Walks: 5, July 20, 1991 vs. Pittsburgh (with Cincinnati)

Longest Winning Streak: 2 games, last time Aug. 16, 1991-July 6, 1992

Longest Losing Streak: 3 games, Aug. 1-11, 1991 (with Cincinnati)

GREG HANSELL

RIGHT-HANDED PITCHER

Height: 6-5 **Weight:** 213

Bats: Right **Throws:** Right

Opening Day Age: 22

Birth Date: March 12, 1971

Birthplace: Bellflower, CA

M.L. Service: None

How Obtained: Traded to Los Angeles with pitcher Bob Ojeda from New York for outfielder Hubie Brooks

Contract Status: Signed through 1993



63

1992 NOTES

- Started the year at San Antonio (AA) where he won three of four decisions in April and May and posted a 2.04 ERA.
- Promoted to Albuquerque where he was 1-5 in 13 starts and had a 5.24 ERA.
- Returned to San Antonio in July and concluded the season with the Missions...pitched well in August, winning three of five decisions and earned player of the week honors for the week ending Aug. 4.
- Finished with a 6-4 mark at San Antonio and a 2.83 mark in 14 starts.
- Was especially tough on Wichita, posting a 3-0 mark and 1.80 ERA in four starts.
- His combined numbers at San Antonio and Albuquerque were 7-9, 104 K's, 161.0 IP (second among Dodger minor leaguers) and a 3.86 ERA.
- Was 1-3 with a 3.48 ERA in nine starts for Sun Cities in the Arizona Fall League.

MINOR LEAGUE HIGHLIGHTS**1991:**

- Had a fine first season in the Dodger organization, posting a 14-5 mark at Bakersfield and a 2.78 ERA, sixth among Dodger minor leaguers...win total tied for second in the league...struck out 132 batters, tying for 4th among Dodger minor leaguers...made 25 starts and pitched 150.2 innings.
- Named to the California League All-Star team...Dodger Minor League Player of the Week for the week ending May 22.

1990:

- Was a combined 9-14 at Winter Haven and St. Lucie in the Mets' organization...made 27 starts and had two complete games and one shutout.

- ◆ Was 7-10 at Winter Haven with a 3.59 ERA and 79 strikeouts in 21 starts.
- ◆ Had a 2-4 mark and 2.61 ERA at St. Lucie.

1989:

- ◆ Played for the Red Sox Gulf Coast League team and was 3-2 with a 2.53 ERA...had 10 appearances, eight as a starter...recorded two saves.

PERSONAL

- ◆ Resides in La Palma, CA.
- ◆ Attended Kennedy High School in Orange County.

GREGORY MICHAEL HANSELL

Year	Club	W-L	ERA	G	GS	CGSHO	SV	IP	H	R	ER	BB	SO
1989	GCL Red Sox	3-2	2.53	10	8	0 0	2	57.0	51	23	16	23	44
1990	Winter Haven	7-10	3.59	21	21	2 1	0	115.1	95	63	46	64	79
	St. Lucie	2-4	2.61	6	6	0 0	0	38.0	34	22	11	15	16
1991	Bakersfield	14-5	2.87	25	25	0 0	0	150.2	142	56	48	42	132
1992	Albuquerque	1-5	5.24	13	13	0 0	0	68.2	84	46	40	35	38
	San Antonio	6-4	2.83	14	14	0 0	0	92.1	80	40	29	33	66

HANSELL'S CAREER TRANSACTIONS

- ◆ Acquired in a trade on December 15, 1990 from the New York Mets with Bob Ojeda for Hubie Brooks

DAVE HANSEN

INFIELDER

Height: 6-0 **Weight:** 195
Bats: Left **Throws:** Right
Opening Day Age: 24
Birth Date: November 24, 1968
Birthplace: Long Beach, CA
M.L. Service: 1 year and 125 days
How Obtained: Dodgers' 2nd round pick (#2 selection) in the June 1986 Free Agent Draft
Contract Status: Signed through 1993



5

1992 NOTES

- ◆ In his first full season with the Dodgers he appeared in 132 games and batted .214 with six home runs and 22 RBI.
- ◆ Hit his first of six home runs on April 25 at San Francisco off JOHN BURKETT...all six home runs were vs. RHP...five of his six home runs were on the road...his first and only career homer at Dodger Stadium was on June 8, a pinch-hit 9th inning home run off JUAN BERENGUER of the Braves...it was his 2nd career pinch-hit home run.
- ◆ Has seven career home runs, all off RHP...six of his seven home runs have come on the road.
- ◆ Had the game winning, bases loaded two-out single off MATT MAYSEY in the 11th inning on July 8 to give the Dodgers a 1-0 win over the Expos in the first game of the doubleheader...the game took 4 hours and 29 minutes to play, the longest 1-0 game in Dodger Stadium history and the second longest 1-0 game in franchise history.

- ♦ Had a career-high seven game hitting streak from July 7-11 and was 10-for-21 (.476) with three RBI...his best offensive month was in July, batting .271 with seven RBI...hit safely in 10 of 11 games from July 3-11 and recorded a hit in 12 of his 18 starts in July.
- ♦ Had a season high and career high three hits on three occasions, on May 30 at Chicago, July 28 at San Francisco and Aug. 11 at Cincinnati...had a total of 13 multi-hit games.
- ♦ Had a season-high two RBI in a game twice, on April 25 at San Francisco and May 30 at Chicago.
- ♦ Appeared in 108 games at third base including 98 starts and led all N.L. third basemen with a .968 fielding percentage...did not commit an error in his last 35 starts and made just one error in his last 54 starts...last error was on Aug. 14 vs. the Giants...totaled eight on the year.
- ♦ Struggled vs. LHP, batting .196 (9-for-46) with one RBI...in his last two years he is 10-for-52 (.192) with one RBI.
- ♦ Batted .157 (11-for-70) with runners in scoring position and is 13-for-81 (.160) since 1991.
- ♦ Was 1-for-8 (.125) with the bases loaded and hit .148 (4-for-27) with runners on third base.
- ♦ Was more comfortable hitting in the 7th spot, batting .292 (33-for-113) with four home runs compared to the 8th spot where he hit .158 (18-for-114) with one home run.

MAJOR LEAGUE HIGHLIGHTS

1991:

- ♦ Started the season at Albuquerque (AAA) and was recalled on June 18 and appeared in six games before being optioned back to Albuquerque on July 3.
- ♦ Recalled on July 10 and remained the rest of the season.
- ♦ Totaled 10 pinch-hits on the year, one shy of the club's rookie record set by PEDRO GUERRERO in 1980...finished 10-for-32 (.313) as a pinch-hitter.
- ♦ Had a career-high three RBI on July 20 at New York when he connected on his first major league home run, a pinch-hit three-run blast off WALLY WHITEHURST in the Dodgers' 11-7 comeback win.
- ♦ Played shortstop on July 15 vs. the Phillies.
- ♦ Batted .303 for Albuquerque, the second straight season of batting .300 or better for the Dukes.
- ♦ Named by *Baseball America* as the 9th top prospect in the Pacific Coast League as voted on by the PCL managers...*Baseball America* also tabbed him as top defensive third baseman.

1990:

- ♦ Spent most of the season at Albuquerque before being recalled by the Dodgers on Sept. 1.
- ♦ Made his major league debut on Sept. 16 vs. Cincinnati and ROB DIBBLE and struck out as a pinch-hitter.
- ♦ Made his first start on Oct. 3 vs. the Padres and collected his first major league hit and RBI on a single off ERIC SHOW in a 7-3 Dodger win.

1989:

- ♦ Although recalled from San Antonio (AA) on Aug. 21, he did not appear in a game for the Dodgers...he flew to Montreal and was in uniform Aug. 21 for the game against the Expos, but remained on the bench as the Expos started left-hander MARK LANGSTON...after the game MICKEY HATCHER was activated and Hansen was on a morning flight back to Albuquerque.
- ♦ Named the most valuable player of the Dominican Winter League where he batted .327 with three home runs and 21 RBI.

MINOR LEAGUE HIGHLIGHTS

1990:

- ♦ Led the Dukes in RBI with 92 and walks with 90.
- ♦ Selected as a PCL All-Star.
- ♦ Rated the 6th best prospect in the PCL by *Baseball America*.

1988

- ◆ Named to the Topps National Association Class-A All-Star team.
- ◆ Led the Florida State League in RBI with 81 and led the Vero Beach (A) Dodgers in runs (68).
- ◆ Finished 7th in the league in batting at .291.

PERSONAL

- ◆ Graduated from Rowland High School in 1986 where he played baseball and football...earned All-Sierra League honors from 1984-86, All-San Gabriel Valley in 1985-86 and was first team All-CIF 4-A and All-State in 1986.
- ◆ Is an excellent guitar player...likes surfing, water skiing and fishing.
- ◆ Wife's name is Julie and they were married on February 10, 1990.
- ◆ Signed by Gib Bode.

DAVID ANDREW HANSEN

Year	Club	Avg.	G	AB	R	H	2B	3B	HR	RBI	BB	SO	SB
1986	Great Falls	.299	61	204	39	61	7	3	1	36	27	28	9
1987	Bakersfield	.262	132	432	68	113	22	1	3	38	65	61	4
1988	Vero Beach	.291	135	512	68	149	28	6	7	81	56	46	2
1989	San Antonio	.297	121	464	72	138	21	4	6	52	50	44	3
	Albuquerque	.267	6	30	6	8	1	0	2	10	2	3	0
	Los Angeles	.000	0	0	0	0	0	0	0	0	0	0	0
1990	Albuquerque	.316	135	487	90	154	20	3	11	92	90	54	9
	Los Angeles	.143	5	7	0	1	0	0	0	1	0	3	0
1991	Albuquerque	.303	68	254	42	77	11	1	5	40	49	33	4
	Los Angeles	.268	53	56	3	15	4	0	1	5	2	12	1
1992	Los Angeles	.214	132	341	30	73	11	0	6	22	34	49	0
ML Totals-3 years		.220	190	404	33	89	15	0	7	28	36	64	1

HANSEN - 1992 & CAREER vs. NATIONAL LEAGUE

	1992					Career				
	AVG	AB	H	HR	RBI	AVG	AB	H	HR	RBI
vs. West										
Atlanta	.148	27	4	1	1	.129	31	4	1	1
Cincinnati	.219	32	7	0	1	.237	38	9	0	1
Houston	.196	56	11	1	3	.197	61	12	1	3
Los Angeles	-	-	-	-	-	-	-	-	-	-
San Diego	.147	34	5	0	2	.167	48	8	0	4
San Francisco	.237	38	9	1	6	.213	47	10	1	6
West Total	.193	187	36	3	13	.191	225	43	3	15
vs. East										
Chicago	.241	29	7	1	2	.219	32	7	1	2
Montreal	.250	36	9	1	4	.250	40	10	1	4
New York	.182	22	4	0	1	.192	26	5	1	4
Philadelphia	.150	20	3	0	1	.217	23	5	0	1
Pittsburgh	.318	22	7	0	0	.300	30	9	0	0
St. Louis	.280	25	7	1	1	.357	28	10	1	2
East Total	.240	154	37	3	9	.257	179	46	4	13
1992 Totals	.214	341	73	6	22	.220	404	89	7	28

1992 & CAREER BY MONTH

	1992	Career
In April	.147 34 5 1 3	.147 34 5 1 3
May	.250 48 12 2 4	.250 48 12 2 4
June	.171 41 7 1 2	.156 45 7 1 2
July	.271 70 19 1 7	.280 82 23 2 10
August	.192 73 14 0 5	.217 92 20 0 7
Sept.-Oct.	.213 75 16 1 1	.214 103 22 1 2

1992 & CAREER STATISTICAL BREAKDOWN

	1992	Career
Home	.231 182 42 1 10	.236 216 51 1 12
Road	.195 159 31 5 12	.202 188 38 6 16
Before ASG	.233 159 37 4 13	.226 164 37 4 13
After ASG	.198 182 36 2 9	.217 240 52 3 15
vs. RHP	.217 295 64 6 21	.225 351 79 7 27
vs. LHP	.196 46 9 0 1	.189 53 10 0 1
Pinch Hit	.200 25 5 1 2	.250 60 15 2 6

MISCELLANEOUS STATISTICS

Year	Batting Totals							POS	PCT	Fielding Totals						
	IBB	HB	SF	SH	CS	TB	G			PO	A	E	TC	DP		
1990	0	0	0	0	0	1	INF	.500	2	0	1	1	2	0		
1991	0	0	0	0	0	22	INF	1.000	21	4	18	0	22	1		
1992	3	1	2	0	2	102	INF	.968	108	61	183	8	252	13		
ML Totals	3	1	2	0	2	124		.967	131	65	202	9	276	14		

HANSEN'S CAREER TRANSACTIONS

- ◆ Selected by Los Angeles in the second round of the June 1986 Free Agent Draft.

HANSEN'S CAREER AND GAME HIGHS

Most Hits: 3 (3 times), last time Aug. 11, 1992 at Cincinnati

Most RBI: 3, July 20, 1991 at New York

Most HR: 1 (7 times), last time July 25, 1992 at Montreal

Longest Hitting Streak: 7 games, July 7-11, 1992

Most Stolen Bases: 1, Aug. 2, 1991 at Houston

INFIELDER

LENZ HARRIS

Height: 5-10 **Weight:** 204

Bats: Left **Throws:** Right

Opening Day Age: 28

Birth Date: October 28, 1964

Birthplace: Miami, FL

M.L. Service: 4 years and 31 days

How Obtained: Traded to Los Angeles along with Kal Daniels from Cincinnati for pitcher Tim Leary and infielder Mariano Duncan on July 18, 1989

Contract Status: Signed through 1993



29

1992 NOTES

- ◆ Played in 135 games and batted .271 with 30 RBI and a career-high 19 stolen bases.
- ◆ Third straight year he has appeared in 100 or more games.
- ◆ Played five different positions...played in 81 games at second base including 65 starts, 33 games at third base with 10 starts, 10 games at shortstop with two starts, seven games in left field with four starts and 8 games in right field with six starts...overall he made 87 starts.
- ◆ As an infielder he committed 25 errors in 450 total chances (.944) and two errors in 24 total chances (.917) in the outfield...overall he had a .943 fielding percentage with 27 errors in 474 total chances.
- ◆ Has started at every outfield position with the Dodgers...last start in left field was on Aug. 13, 1992 at Cincinnati, right field on July 3, 1992 vs. the Phillies and in center field on May 29, 1990 at Pittsburgh.
- ◆ Hit a career-high .340 for the month of April and had at least one hit in eight of 12 starts.

- ◆ Started his career-high 10-game hitting streak on April 25...the streak would end on May 13 but during the streak he was 14-for-35 (.400)...began the month of April going 5-for-26 (.192) in his first 10 games but closed the month with 13 hits in 27 at-bats (.481).
- ◆ Was the Opening Day third baseman.
- ◆ Had a season-high three hits on April 25 at San Francisco... would record three more three-hit games on July 19 at Philadelphia, Aug. 23 vs. Chicago and Sept. 1 at Chicago...on the season he totaled 21 multi-hit games... had 42 multi-hit games in 1991.
- ◆ Batted a career-high .306 for the month of June...had at least one hit in 12 of his 14 starts...was batting .292 overall through June.
- ◆ Had a season-high three RBI on Sept. 1 at Chicago in a Dodger 5-4 win... recorded seven multi-RBI games on the year.
- ◆ Matched his career high when he stole two bases on Sept. 16 at San Diego...it was the 4th time in his career and first since April 19, 1990 vs. the Astros...stole his last seven bases in as many attempts and was safe in 17 of his last 18 attempts.
- ◆ Fanned only 24 times in 347 at-bats or once every 14.5 at-bats.
- ◆ Had a tough time vs. LHP, batting .139 (5-for-36) with no extra base hits...has a .216 lifetime average vs. LHP (51-for-236) with one home run...his only homer vs. a lefty was on June 10, 1991 off the Cubs' CHUCK McELROY, a grand slam at Wrigley Field.
- ◆ Has a lifetime .291 average vs. RHP (392-for-1349) with seven home runs and 113 RBI...batted .286 (89-for-311) vs. RHP in 1992.
- ◆ Continued his good fortune swinging at the first pitch, batting .353 with 11 RBI...has a career .337 average on the first pitch.
- ◆ Hit .305 batting second and .274 batting third...has a .296 career average batting second (112-for-378).
- ◆ Hit in the leadoff spot just once on May 18 vs. Chicago...lifetime he has a .291 average as a leadoff man (125-for-430) with two home runs.
- ◆ Has a career .285 average after the All-Star break (223-for-782).
- ◆ Batted .298 with runners in scoring position, second highest on the team...has a career .279 average (93-for-333) with runners in scoring position.
- ◆ He was 2-for-6 with the bases loaded and is 6-for-15 (.400) over the last two seasons.

MAJOR LEAGUE HIGHLIGHTS

1991:

- ◆ Played in a career-high 145 games and collected over 100 hits for the second consecutive season.
- ◆ Also had career-highs in walks (37), RBI (38) and home runs (3).
- ◆ Was the Opening Day third baseman on April 10 at Atlanta and went 1-for-4.
- ◆ Was the leadoff hitter one time in 1991, on April 24 vs. Atlanta and went 1-for-3 in an 8-4 Dodger win.
- ◆ Started at shortstop on May 10 vs. the Phillies and was 3-for-4... it was his first start at shortstop since July 19, 1989 with the Reds... on the year he played 13 games at shortstop.
- ◆ Hit his first home run of the season and his first career grand slam on June 10 at Chicago off CHUCK McELROY in a 13-5 Dodger win...also recorded a career-high four RBI.
- ◆ Batted a team-high seven times on June 18.
- ◆ Broke up MARK GARDNER'S no-hitter in the 10th inning on July 26 with a one-out infield single...ended the game by scoring the winning run on a base hit by DARRYL STRAWBERRY in the Dodgers' 1-0 win over Montreal at Dodger Stadium.
- ◆ Started 113 games overall, 11 at second base, 89 at third base and 13 at shortstop.
- ◆ Had 42 multi-hit and eight multi-RBI games.
- ◆ Totaled 12 sacrifice bunts, tied for 5th highest in the N.L.

1989:

- ◆ Joined the Dodgers along with KAL DANIELS on July 18 in a trade that sent pitcher TIM LEARY and infielder MARIANO DUNCAN to the Reds.

- ◆ Made his Dodger debut on July 19 vs. Chicago and was 0-for-1 as a pinch-hitter.
 - ◆ Made his first start as a Dodger on July 21 at Pittsburgh and recorded his first hit.
 - ◆ Had a career-high five hits (5-for-9) in the Dodgers' 22-inning 1-0 win on Aug. 23 at Montreal...started in left field for the first time in his career and played all 22 innings.
 - ◆ Saw action at second, short, third and left field for the Dodgers.
 - ◆ Hit his first home run as a Dodger on Sept. 11 vs. the Reds.
 - ◆ Had a .400 (8-for-20) average as a pinch-hitter to lead all N.L. batters... he also led all N.L. pinch-hitters with a .500 on-base average.
 - ◆ Collected 17 multi-hit games and six multi-RBI games.
 - ◆ Batted .337 in 24 games during the Puerto Rican Winter League.
- 1988:**
- ◆ Saw his first big league action with the Reds as he was recalled on Sept. 2.
 - ◆ Collected his first career base hit off the Padres' ED WHITSON on Sept. 19 at Cincinnati.
 - ◆ Had six multi-hit games in 12 starts and stole four bases in five attempts.

MINOR LEAGUE HIGHLIGHTS**1988:**

- ◆ Led the American Association with 45 stolen bases in 107 games at Nashville (AAA)...stole 51 bases for the year (6 at Glens Falls) and has averaged 33 stolen bases in his last five years.
- ◆ Started the season at Glens Falls (AA) on a loan (May 6-June 26) to the Detroit organization.

1986:

- ◆ Eastern League managers voted him the best defensive third baseman.
- ◆ Led all third basemen with 116 putouts and 360 total chances and also led the league with 13 game-winning hits.
- ◆ Was a member of the postseason All-Star team.

1985:

- ◆ Led Florida State League third basemen with 34 double plays.
- ◆ Named the best defensive third baseman in the league.

1984:

- ◆ Stole 31 bases for Cedar Rapids (A), 6th highest total for the season in the Midwest League.

PERSONAL

- ◆ Prepped at Jackson High School in Miami, FL, and batted .463 as a senior.
- ◆ Wife's name is Carnettia and they were married on Feb. 17, 1990.
- ◆ They have a daughter, Chanel (1-17-93).
- ◆ Hobbies include fishing and basketball.
- ◆ Baseball hero growing up was WARREN CROMARTIE.

LEONARD ANTHONY HARRIS

Year	Club	Avg.	G	AB	R	H	2B	3B	HR	RBI	BB	SO	SB
1983	Billings	.281	56	224	37	63	8	1	1	26	13	35	7
1984	Cedar Rapids	.246	132	468	52	115	15	3	6	53	42	59	31
1985	Tampa	.259	132	499	66	129	11	8	3	51	37	57	15
1986	Vermont	.253	119	450	68	114	17	2	10	52	29	38	36
1987	Nashville	.248	120	403	45	100	12	3	2	31	27	43	30
1988	Glens Falls	.338	17	65	9	22	5	1	1	7	9	6	6
	Nashville	.277	107	422	46	117	20	2	0	35	22	36	45
	Cincinnati	.372	16	43	7	16	1	0	0	8	5	4	4
1989	Cincinnati	.223	61	188	17	42	4	0	2	11	9	20	10
	Los Angeles	.252	54	147	19	37	6	1	1	15	11	13	4
1990	Los Angeles	.304	137	431	61	131	16	4	2	29	29	31	15
1991	Los Angeles	.287	145	429	59	123	16	1	3	38	37	32	12
1992	Los Angeles	.271	135	347	28	94	11	0	0	30	24	24	19
ML Totals-5 years		.279	548	1585	191	443	54	6	8	131	115	124	64

HARRIS - 1992 & CAREER vs. NATIONAL LEAGUE

	1992					Career				
	AVG	AB	H	HR	RBI	AVG	AB	H	HR	RBI
vs. West										
Atlanta	.355	31	11	0	4	.260	169	44	1	12
Cincinnati	.259	27	7	0	1	.318	132	42	1	8
Houston	.200	40	8	0	5	.274	190	52	2	19
Los Angeles	—	—	—	—	—	.087	23	2	0	2
San Diego	.250	36	9	0	6	.287	164	47	1	15
San Francisco	.313	32	10	0	1	.291	196	57	0	17
West Total	.271	166	45	0	17	.279	874	244	5	73
vs. East										
Chicago	.342	38	13	0	5	.311	135	42	1	21
Montreal	.250	28	7	0	1	.276	127	35	1	3
New York	.300	30	9	0	1	.292	120	35	1	11
Philadelphia	.185	27	5	0	2	.242	95	23	0	8
Pittsburgh	.259	27	7	0	3	.204	108	22	0	4
St. Louis	.258	31	8	0	1	.333	126	42	0	11
East Total	.271	181	49	0	13	.280	711	199	3	58
1992 Totals	.271	347	94	0	30	.279	1585	443	8	131

1992 & CAREER BY MONTH

	AVG	AB	H	HR	RBI	AVG	AB	H	HR	RBI
In April	.340	53	18	0	3	.277	148	41	0	11
May	.232	56	13	0	1	.303	231	70	0	14
June	.306	62	19	0	9	.281	317	89	3	28
July	.238	63	15	0	2	.241	274	66	1	20
August	.269	52	14	0	5	.284	264	75	1	22
Sept.-Oct.	.246	61	15	0	10	.291	351	102	3	36

1992 & CAREER STATISTICAL BREAKDOWN

	AVG	AB	H	HR	RBI	AVG	AB	H	HR	RBI
Home	.266	177	47	0	15	.273	788	215	2	59
Road	.276	170	47	0	15	.286	797	228	6	72
Before ASG	.274	208	57	0	14	.274	803	220	4	59
After ASG	.266	139	37	0	16	.285	782	223	4	72
vs. RHP	.286	311	89	0	30	.291	1349	392	7	113
vs. LHP	.139	36	5	0	0	.216	236	51	1	18
Pinch Hit	.207	29	6	0	2	.206	97	20	0	8

MISCELLANEOUS STATISTICS

Year	Batting Totals							POS	PCT	Fielding Totals						
	IBB	HB	SF	SH	CS	TB	G			PO	A	E	TC	DP		
1988	0	0	2	1	1	17	INF	.979	16	14	33	1	48	1		
1989	0	2	0	1	9	100	INF-OF	.936	109	78	98	12	188	14		
1990	2	1	1	3	10	161	INF-OF	.969	141	280	410	22	712	48		
1991	5	5	2	12	3	150	INF-OF	.949	136	125	250	20	395	35		
1992	3	1	2	6	7	105	INF-OF	.943	119	199	250	27	474	48		
ML Totals	10	9	7	23	30	533		.955	521	696	1041	82	1817	146		

HARRIS' CAREER TRANSACTIONS

- ◆ Selected by the Cincinnati Reds in 5th round of the June 1983 Free Agent Draft.
- ◆ Loaned to Glens Falls (Detroit) on May 6, 1988; returned on June 26, 1988.
- ◆ Traded to the Los Angeles Dodgers by Cincinnati along with Kal Daniels for pitcher Tim Leary and infielder Mariano Duncan on July 18, 1989.

HARRIS' CAREER AND GAME HIGHS

Most Hits: 5, Aug. 23, 1989 at Montreal

Most RBI: 4 (3 times), last time June 10, 1991 at Chicago

Most HR: 1 (8 times), last time Sept. 19, 1991 vs. Houston

Career Grand Slams: 1, June 10, 1991 at Chicago

Longest Hitting Streak: 10 games, April 25-May 12, 1992

Most Stolen Bases: 2 (4 times), last time Sept. 16, 1992 at San Diego

CARLOS HERNANDEZ

CATCHER

Height: 5-11 **Weight:** 218
Bats: Right **Throws:** Right
Opening Day Age: 25
Birth Date: May 24, 1967
Birthplace: San Felix, Bolivar,
 Venezuela
M.L. Service: 1 year and 99 days
How Obtained: Signed by Los
 Angeles as a free agent on
 October 10, 1984
Contract Status: Signed
 through 1993



41

1992 NOTES

- In his first full season in the major leagues, he appeared in 69 games for the Dodgers including 47 starts and posted a .260 average with three home runs and 17 RBI.
- His 47 starts at catcher are the most by a Dodger rookie catcher since JACK FIMPLE started 48 games in 1983.
- Had a career-high eight-game hitting streak from June 6-25 and was 10-for-23 (.435) and raised his average to a season high .328... put together another eight-game hitting streak from July 29-Aug. 10 and was 11-for-25 (.440) with two home runs and eight RBI.
- Had a career-high three hits in a game twice, first time on Aug. 10 at Atlanta and the final time on Aug. 21 vs. Chicago...on the year he had 10 multi-hit games.
- Totaled three multi-RBI games, recording two RBI three times on July 12 vs. St. Louis, July 29 at San Francisco and Aug. 5 vs. Houston.
- Hit his first career home run on July 18 at Philadelphia, a solo shot off KYLE ABBOTT...hit his second homer 11 days later at San Francisco off BRYAN HICKERSON...final home run and first at Dodger Stadium was on Aug. 5 off BUTCH HENRY of the Astros.
- Batted .283 as a starter (43-for-152) in 47 games.
- Caught a total of 63 games and made seven errors in 339 total chances (.979)...made just one error in his final 35 games.
- Threw out 15 of 59 runners attempting to steal (25.4%)...in his three seasons with the Dodgers he has caught 18 of 66 men attempting to steal (27.2%).
- Made 12 starts in each of June, July and August but just seven in September, sharing time with September call-up MIKE PIAZZA and veteran MIKE SCIOSCIA.
- Batted .195 (15-for-77) in day games and batted .313 in night games (30-for-96).
- Batted .287 vs. LHP and has a career .289 average (37-for-128)...all three 1992 homers were vs. LHP.
- Was 9-for-37 (.243) with runners in scoring position and was 0-for-3 with bases loaded...hit .211 (4-for-19) with runners at third.
- Played winter ball for Caracas, Venezuela and batted .270 with two home runs and 19 RBI.

MAJOR LEAGUE HIGHLIGHTS**1991:**

- ◆ Was recalled from Albuquerque (AAA) on June 27 and made his 1991 Dodger debut on June 28 at Atlanta in game one of a doubleheader.
- ◆ Played third base on July 12 at Montreal.

1990:

- ◆ Made his major league debut on April 20 vs. Houston and went 1-for-3 as the starting catcher.
- ◆ First major league hit was a double off JIM DESHAIES in his second at bat.
- ◆ Joined BO DIAZ as only the second Venezuelan catcher in major league history.
- ◆ Collected his first RBI in his second start on April 28 vs. the Cubs.

MINOR LEAGUE HIGHLIGHTS**1991:**

- ◆ While at Albuquerque, was named to the *Baseball America* PCL All-Star team and was selected the 10th best prospect in the Pacific Coast League by PCL managers.
- ◆ Batted .345 for the Dukes, but missed qualifying for the PCL batting title by one at-bat; his .345 overall average was tops in the Dodger organization (minimum 250 AB).
- ◆ Tabbed by the Dukes front office as the 1991 winner of the Jack Perconte Award for inspirational play.
- ◆ Had the highest batting average of all Triple-A catchers.
- ◆ Threw out 41 of 99 men trying to steal (41.4%).
- ◆ Hit his first career home run as a Duke on Aug. 5 after 417 career at-bats.

1989:

- ◆ Selected to the Texas All-Star team as a catcher.
- ◆ Played winter ball for Caracas, Venezuela and batted .280.

1988:

- ◆ Voted third best defensive catcher by California League coaches.
- ◆ Bakersfield (A) fans voted him team MVP and his .309 batting average was tops among California League catchers.
- ◆ Played winter ball in Caracas, Venezuela.

1986:

- ◆ At Sarasota (R), Hernandez was third in Golf Coast League with .312 average.
- ◆ His 31 RBI placed him 7th in the league.

PERSONAL

- ◆ Graduated from Escuela Técnica Industrial in San Felix in 1985 where he played baseball, volleyball and track.
- ◆ Won the prep championship in the javelin throw.
- ◆ Was signed as an infielder and switched to catcher in 1986.
- ◆ His hobbies include music, movies and soccer.
- ◆ Signed to his first contract by Regie Otero and Gonzalo Marquez.
- ◆ Wife's name is Jacqueline and they have a son, Carlos.

CARLOS ALBERTO HERNANDEZ

Year	Club	Avg.	G	AB	R	H	2B	3B	HR	RBI	BB	SO	SB
1985	Bradenton	.245	22	49	3	12	1	0	0	6	3	8	0
1986	Sarasota	.312	57	205	19	64	7	0	1	31	5	18	1
1987	Bakersfield	.228	48	162	22	37	6	1	3	22	14	23	8
1988	Bakersfield	.309	92	333	37	103	15	2	5	52	16	39	3
	Albuquerque	.125	3	8	0	1	0	0	0	1	0	0	0
1989	San Antonio	.300	99	370	37	111	16	3	8	41	12	46	2
	Albuquerque	.214	4	14	1	3	0	0	0	1	2	1	0
1990	Albuquerque	.315	52	143	11	45	8	1	0	16	8	25	2
	Los Angeles	.200	10	20	2	4	1	0	0	1	0	2	0
1991	Albuquerque	.345	95	345	60	119	24	2	8	44	24	36	5
	Los Angeles	.214	15	14	1	3	1	0	0	1	0	5	1
1992	Los Angeles	.260	69	173	11	45	4	0	3	17	11	21	0
	ML Totals-3 years	.251	94	207	14	52	6	0	3	19	11	28	1

HERNANDEZ - 1992 & CAREER vs. NATIONAL LEAGUE

	1992					Career				
	AVG.	AB	H	HR	RBI	AVG.	AB	H	HR	RBI
vs. West										
Atlanta	.385	26	10	0	3	.379	29	11	0	3
Cincinnati	.333	12	4	0	0	.267	15	4	0	0
Houston	.278	18	5	1	3	.250	24	6	1	3
Los Angeles	-	-	-	-	-	-	-	-	-	-
San Diego	.158	19	3	0	2	.172	29	5	0	2
San Francisco	.556	9	5	1	2	.500	14	7	1	2
West Total	.321	84	27	2	10	.297	111	33	2	10
vs. East										
Chicago	.250	16	4	0	0	.238	21	5	0	1
Montreal	.063	16	1	0	0	.056	18	1	0	1
New York	.300	20	6	0	1	.300	20	6	0	1
Philadelphia	.214	14	3	1	2	.214	14	3	1	2
Pittsburgh	.100	10	1	0	0	.100	10	1	0	0
St. Louis	.231	13	3	0	4	.231	13	3	0	4
East Total	.202	89	18	1	7	.198	96	19	1	9
1992 Totals	.260	173	45	3	17	.251	207	52	3	19

1992 & CAREER BY MONTH

	AVG.	AB	H	HR	RBI	AVG.	AB	H	HR	RBI
In April	.273	11	3	0	1	.278	18	5	0	2
May	.310	29	9	0	2	.310	29	9	0	2
June	.256	39	10	0	1	.250	40	10	0	1
July	.190	42	8	2	7	.182	44	8	2	7
August	.318	44	14	1	5	.318	44	14	1	5
Sept.-Oct.	.125	8	1	0	1	.188	32	6	0	2

1992 & CAREER STATISTICAL BREAKDOWN

	AVG.	AB	H	HR	RBI	AVG.	AB	H	HR	RBI
Home	.264	87	23	1	8	.255	106	27	1	9
Road	.256	86	22	2	9	.248	101	25	2	10
Before ASG	.248	101	25	0	6	.248	109	27	0	7
After ASG	.278	72	20	3	11	.255	98	25	3	12
vs. RHP	.215	65	14	0	8	.190	79	15	0	8
vs. LHP	.287	108	31	3	9	.289	128	37	3	11
Pinch Hit	.000	10	0	0	1	.000	12	0	0	1

MISCELLANEOUS STATISTICS

Year	Batting Totals						Fielding Totals							
	IBB	HB	SF	SH	CS	TB	POS	PCT	G	PO	A	E	TC	DP
1990	0	0	0	0	0	5	C	1.000	10	37	2	0	39	0
1991	0	1	1	0	0	4	C	.966	13	24	4	1	29	0
1992	1	4	2	0	1	58	C	.979	63	295	37	7	339	4
ML Totals	1	5	3	0	1	67		.979	86	356	43	8	407	4

HERNANDEZ'S CAREER TRANSACTIONS

- ◆ Signed as a free agent by the Los Angeles Dodgers on Oct. 10, 1984.

HERNANDEZ'S CAREER AND GAME HIGHS

Most Hits: 3 (2 times), last time Aug. 21, 1992 vs. Chicago

Most RBI: 2 (3 times), last time Aug. 5, 1992 vs. Houston

Most HR: 1 (3 times), last time Aug. 5, 1992 vs. Houston

Longest Hitting Streak: 8 games (2 times), last time July 29-Aug. 10, 1992

Most Stolen Bases: 1, Oct. 6, 1991 at San Francisco

RIGHT-HANDED PITCHER

OREL HERSHISER

Height: 6-3 **Weight:** 198
Bats: Right **Throws:** Right
Opening Day Age: 34
Birth Date: September 16, 1958
Birthplace: Buffalo, NY
M.L. Service: 9 years and 32 days
How Obtained: Dodgers' 17th round pick (#17 selection) in the June 1979 Free Agent Draft
Contract Status: Signed through 1994



55

1992 NOTES

- ◆ In his 10th season with the Dodgers, Hershiser went 10-15 with a 3.67 ERA in 33 starts...was one of three 10-game winners on the staff, the other two were KEVIN GROSS (11), and TOM CANDIOTTI (11).
- ◆ Led the Dodger staff with 210.2 innings pitched and it marked the 6th time in his career he pitched 200 or more innings in a season... also led the staff with 33 starts.
- ◆ In his first start of the season on April 7, won 3-0 over the Giants in Los Angeles, reaching the 8th inning for the first time since Oct. 1, 1989...also pitched his 1,600th career inning...it also marked the Dodgers first win of 1992 and 2,000th win since 1969, the quickest N.L. team to reach 2,000 wins since Divisional play began.
- ◆ Allowed six runs in the first inning on April 13 at Houston... only other time in career he allowed six runs in an inning was on Oct. 5, 1986 vs. the Giants.
- ◆ On April 18 vs. the Braves he allowed a home run to pitcher JOHN SMOLTZ, the first time he has surrendered a home run to an opposing pitcher in his career.
- ◆ Equaled a career-high three hits on April 24 vs. the Giants in picking up his 2nd win, a 5-3 victory at Candlestick Park...had another multi-hit game on June 15 at Atlanta...now has 15 career multi-hit games.
- ◆ Over the last five years he is 11-5 in 19 games in April and has a 2.80 ERA which is the 6th best ERA in the major leagues...also enjoys the month of June since 1988 with a 11-7 record and a 2.59 ERA, also 6th best in the major leagues.
- ◆ Started his season-high and team-high four-game win streak on May 19 through June 9 and improved to 6-3 on the year.
- ◆ On May 19 to start the streak, he pitched 7.0 innings for the 4th time in eight starts and equaled a career-high two RBI when he doubled in the 6th inning to break a 2-2 tie with the Cubs... has four other career two RBI games.
- ◆ Won his 12th straight game over the Braves on June 9 in a 3-2 victory at Dodger Stadium...that streak would come to a halt on June 15 in a Braves 2-0 win in Atlanta.
- ◆ Came to the plate as a pinch-hitter on June 19 at Houston...it was his first pinch-hit at-bat since June 19, 1988...would have one more pinch-hit at-bat in 1992 on Aug. 21 vs. the Cubs and he collected his first career pinch-hit single...he is 1-for-5 in his career as a pinch-hitter.

- In his longest outing since Oct. 1, 1989 and his first complete game since Aug. 18, 1989 (55 starts), Hershiser tossed a five-hit, 2-1 complete game win over the Padres on Aug. 2 at Dodger Stadium...the win also stopped a personal season long three-game losing streak.
- It was his 59th career complete game placing him 7th on the all-time L.A. Dodger list...needs three complete games in 1993 to pass BURT HOOTON...has 23 career shutout games, tied for 9th best in Dodger history and tied with BOB WELCH for 6th on the L.A. Dodger career shutout list.
- It was Hershiser vs. DWIGHT GOODEN and the Mets on Aug. 19 in Los Angeles...the result was a Hershiser and Dodger 2-1 win...he came within three outs of his first shutout in more than three years (June 25, 1989)...it marked Orel's first win over the Mets since June 3, 1987...it was also the 3rd time these two former Cy Young winners started against each other...the other two times were no-decision outcomes on May 16, 1986 and in Game One of the LCS on Oct. 4, 1988.
- Stole his 5th career base on Aug. 24 vs. the Pirates...he has swiped the last five by a Dodger pitcher.
- Fanned GERONIMO PENA of the Cardinals for career strikeout 1,200 on Aug. 30 in St. Louis...he now has 1,230 career strikeouts, 8th most in Dodger history and 6th in L.A. Dodger history...needs 63 to pass BOB WELCH and 102 to pass JOHNNY PODRES.
- Won his 10th game on Sept. 15 at San Diego, a 6-3 win at Jack Murphy Stadium...it was career win 116, placing him 6th on the all-time L.A. Dodger win list.
- In his final 1992 start on Oct. 2 at Houston he recorded his 1,800th career inning...only seven other L.A. Dodger pitchers have reached that plateau...he starts the 1993 season with 1,805 career innings and needs 17 innings to pass BOB WELCH (1,821), 57 innings to move into the 6th spot ahead of BURT HOOTON (1,861) and needs 195 innings to become the 6th L.A. Dodger to reach 2,000 career innings and 11th in franchise history.
- The Dodgers scored three runs or less in 21 of his 33 starts...the Dodgers scored 77 runs on the season for Orel, an average of 3.29 run per game, 3rd worst support in the league...TOM GLAVINE had the best run support with a 5.32 runs per game.
- Left-handed batters hit .286 with 11 home runs and right-handed batters hit .221 (8th best in N.L.) with four home runs...has been tough on right-handers the last five years, holding opponents to a .222 average.
- Struck out a season-high seven men two times, first on April 13 at Houston and the final time on Sept. 21 vs. Atlanta...has fanned 10 or more in a game five times in his career, last time April 10, 1989 at San Francisco.
- In his 10 wins he had a 2.31 ERA (18 ER/70 IP) and in his team-high 15 losses he had a 5.18 ERA (52 ER/90.1 IP).
- Had three errors in 72 total chances (.958)...has a career fielding pct. of .938, 34 errors in 545 total chances.
- Allowed a team-high 15 home runs, 11 by left handed hitters.
- Has a 1.56 ERA since 1988 in September/October, second only to JOSE RIJO of the Reds who has a 1.51 ERA in the last five years.
- His career 2.87 ERA is second only to SANDY KOUFAX (2.64) on the L.A. Dodger career ERA list and 4th in franchise history.
- Has thrown two career one-hitters, last time July 23, 1985 vs. the Pirates...has six career two-hitters, last time May 14, 1989 vs. the Phillies...has five career three-hitters, last time April 5, 1988 vs. San Francisco...has six career four-hitters, last time Sept. 19, 1988 at Houston.
- It's been awhile since Orel has won at St. Louis (July 19, 1984), New York (May 24, 1987), Philly (May 14, 1989) and Pittsburgh (July 23, 1989)...he was 3-10 on the road in 1992 with wins at Chicago, San Diego and San Francisco.
- Looking for his first win at home vs. the Phillies since May 25, 1986 and hasn't defeated the Pirates since May 2, 1989 or the Cardinals since July 13, 1989 at Dodger Stadium.

MAJOR LEAGUE HIGHLIGHTS**1991:**

- ◆ Was named the UPI Comeback Player-of-the-Year...was the 8th L.A. Dodger to win the award and first since 1988 when pitcher TIM LEARY captured the honor.
- ◆ Also tabbed by local BBWAA chapter as the Dodgers' Most Inspirational Player.
- ◆ Started the season on the 15-day disabled list (March 31).
- ◆ Began his rehab assignment on May 7 and made four minor league starts before being reinstated on May 29.
- ◆ Took the mound on May 29 to face the Astros, his first start in 396 days...pitched 4.0 innings and allowed four earned runs on nine hits and lost 8-2 to Houston.
- ◆ Won 6-3 on June 9 at Chicago, his first win since April 19, 1990 and his 100th career victory.
- ◆ Pitched his 1,500th career inning on June 14 in a 2-1 win over the Cards.
- ◆ Started his 200th career game on June 19 vs. Chicago, a 9-8 no-decision Dodger win.

1990:

- ◆ Had his 8th major league season cut short due to right shoulder surgery.
- ◆ Made just four starts, all in April, and was 1-1 with a 4.26 ERA before undergoing surgery on April 27...missed the remainder of the season.
- ◆ Was the opening day pitcher (second time in his career) on April 9 vs. San Diego and had a no-decision in L.A.'s 4-2 win.
- ◆ Lost 5-1 in his final start on April 25 vs. St. Louis...pitched 6.1 innings and left the game due to discomfort in his right shoulder...had a Magnetic Resonance Imaging (MRI) exam on April 26 which showed damage to the right shoulder.
- ◆ Dr. Frank Jobe performed surgery on April 27 and reconstructed the anterior capsule and tightened the ligaments in his right shoulder... it marked the first time this type of surgery was performed on a major league pitcher.

1989:

- ◆ Finished fourth in voting for the Cy Young Award with seven points.
- ◆ Finished second in the N.L. with a 2.31 ERA behind SCOTT GARRELTS of the Giants and led the N.L. for the second straight year in innings pitched with 256.2, tied for 3rd with four shutouts and eight complete games and was 6th with 178 strikeouts.
- ◆ Faced a league-high 1,047 batters.
- ◆ His 15 losses tied DON CARMAN of the Phillies and KEN HILL of the Cardinals for most setbacks in 1989.
- ◆ Led N.L. pitchers with 51 assists and had 79 total chances, tying him with GREG MADDUX of the Cubs.
- ◆ Faced FRANK VIOLA on Aug. 28, 1989, the first time ever that two previous Cy Young winners faced each other the same year during the regular season.
- ◆ Won 8-2 on April 21 vs. San Francisco, marking his 200th career game.
- ◆ Made a relief appearance on July 9 at Chicago, his last relief outing.

1988:

- ◆ Finished with a 23-8 record, the most wins by a Dodger since SANDY KOUFAX won 27 in 1966.
- ◆ His biggest accomplishment came in September when he broke the record that seemed unbreakable, hurling 59 CONSECUTIVE SCORELESS INNINGS to beat the mark of 58 achieved by DON DRYSDALE 20 years earlier...the streak officially started Aug. 30 with four shutout innings at Montreal...he then pitched five successive shutouts over Atlanta (twice), Cincinnati, Houston and San Francisco and then broke the record Sept. 28 at San Diego with 10 scoreless innings in a game the Dodgers lost in 16 innings.
- ◆ During the streak, he allowed just 31 hits and 11 walks while fanning 38.
- ◆ Extended the streak to 67 innings unofficially before yielding two runs in the ninth inning vs. the Mets in Game One of the NLCS.

- ◆ Was the unanimous winner of the National League Cy Young Award, joining former Dodger recipients DON NEWCOMBE (1956), DON DRYSDALE (1962), SANDY KOUFAX (1963, 1965, 1966) MIKE MARSHALL (1974) and FERNANDO VALENZUELA (1981).
 - ◆ Was named to the National League All-Star team for the game in Cincinnati.
 - ◆ Was named the Sports Illustrated Sportsman-of-the-Year, *The Sporting News* Player-of-the-Year, *Baseball America* N.L. Pitcher-of-the-Year, AP Male Athlete-of-the-Year and won the Rawlings Gold Glove award.
 - ◆ Earned position on the *Baseball America*, AP, UPI and *The Sporting News* All-Star teams.
 - ◆ His 2.26 ERA ranked third in the N.L.
 - ◆ Led the league in shutouts (8) and innings pitched (267), tied for the lead in complete games (15) and was 7th in strikeouts (178).
 - ◆ Set personal highs in wins (23) innings pitched (267), complete games (15) and shutouts (8).
 - ◆ Was named the N.L. Pitcher-of-the-Month for April and September.
 - ◆ Earned Most Valuable Player honors for the NLCS and World Series.
 - ◆ Pitched a complete game shutout in Game 7 of the NLCS against the Mets to put the Dodgers in the World Series, and pitched a complete game victory in the fifth and deciding game against the Athletics to give the Dodgers the World Championship.
 - ◆ Was the first pitcher in history to throw a shutout in the LCS and World Series in the same season.
 - ◆ Holds the NLCS single series record for most innings pitched with 24.2
- 1987:**
- ◆ Ranked among league leaders in all pitching categories except shutouts.
 - ◆ Tied for 3rd in wins (16), 3rd in ERA (3.06), tied for 4th in strikeouts (190), 1st in innings pitched (264.2) and 3rd in complete games (10).
 - ◆ Was named to the National League All-Star team for the game at Oakland, the first selection in his career.
 - ◆ He was also selected to the *Baseball America* All-Star team.
 - ◆ Was named the N.L. Pitcher-of-the-Month in June (5-1, 0.90).
 - ◆ Struck out a career-high 14 on June 19 at Houston.
- 1985:**
- ◆ Helped the Dodgers win the Western Division title and compiled the best winning percentage in baseball (19-3, .864).
 - ◆ Finished 3rd in the league in ERA (2.03), tied for 3rd in shutouts (5), 5th in wins (19), 6th in complete games (9) and 8th in strikeouts (157).
 - ◆ Won his last 11 decisions, the longest Dodger winning streak since BURT HOOTON won 12 in a row in 1975 (Hershiser's last loss was July 7 at St. Louis)...his 11-0 record and 1.08 ERA at Dodger Stadium was the best ever for a Dodger pitcher.
- 1984:**
- ◆ He tied for the league lead in shutouts (4), 3rd in ERA (2.66), 6th in complete games (8) and 8th in strikeouts (150).
 - ◆ Finished 3rd in the N.L. Rookie-of-the-Year balloting.
 - ◆ Was named N.L. Pitcher-of-the-Month in July with four shutouts.
 - ◆ First big league win was in relief on April 5 in L.A. vs. St. Louis.
 - ◆ Won his first game as a starter on June 29 vs. Chicago, winning 7-1 in 90 innings pitched.
- 1983:**
- ◆ Made his major league debut Sept. 1 vs. Montreal and recorded his first strikeout against TIM WALLACH.
 - ◆ His first big league save came Sept. 30 vs. the Giants, the night the Dodgers clinched the Western Division title.
 - ◆ Began the season by winning the James and Dearie Mulvey award as the Top Rookie during spring training.

MINOR LEAGUE HIGHLIGHTS**1983:**

- ◆ Earned a promotion to Los Angeles by finishing 3rd in the Pacific Coast League in saves (16) and was 7th in ERA (4.09).
- ◆ Compiled a 37-30 record in his minor league career.

1982:

- ◆ Finished 7th in the Pacific Coast League ERA race with a 3.71 mark in his first year at the AAA level.

PERSONAL

- ◆ Made the All-Conference team at Cherry Hills East High School in New Jersey.
- ◆ While playing for Bowling Green University, made the All-MAC earned team MVP honors.
- ◆ Pitched for the AAABA National Championship Johnstown, PA team in 1979.
- ◆ Played defense and left wing for the Philadelphia Flyers' Junior A hockey team.
- ◆ Played Little League and Babe Ruth baseball.
- ◆ He is a four handicap golfer.
- ◆ Was married on February 7, 1981...wife's name is Jamie... they have two sons, Orel Leonard V (Quinton) (11-24-84) and Jordan Douglas (9-15-88).
- ◆ Very involved in church and charitable activities including Sports Chair for 65 Roses in Los Angeles and president of the James Jarrin scholarship fund.
- ◆ Received Baseball Chapel's Danny Thompson award at the 1989 All-Star game chapel service.
- ◆ Volunteers his time for Five Acres Home for Abused Children, Cystic Fibrosis, anti-child abuse campaign in Los Angeles and was named 1990 Big Brother-of-the-Year.
- ◆ Orel and his wife Jamie chair the annual Dodger Fashion Show that involves other Dodger players and their families to help raise money for Cystic Fibrosis.
- ◆ Competed in his fifth straight AT&T Pro-Am Golf Tournament at Pebble Beach in January...he has made the cut every year.
- ◆ Signed by Boyd Bartley.

OREL LEONARD HERSHISER

Year	Club	W-L	ERA	G	GS	CG	SHO	SV	IP	H	R	ER	BB	SO
1979	Clinton	4-0	2.09	15	4	1	0	2	43.0	33	15	10	17	33
1980	San Antonio	5-9	3.55	49	3	1	0	14	109.0	120	59	43	59	75
1981	San Antonio	7-6	4.68	42	4	3	0	15	102.0	94	54	53	50	95
1982	Albuquerque	9-6	3.71	47	7	2	0	4	123.2	121	73	51	63	93
1983	Albuquerque	10-8	4.09	49	10	6	0	16	134.1	132	73	61	57	95
	Los Angeles	0-0	3.38	8	0	0	0	1	8.0	7	6	3	6	5
1984	Los Angeles	11-8	2.66	45	20	8	4	2	189.2	160	65	56	50	150
1985	Los Angeles	19-3	2.03	36	34	9	5	0	239.2	179	72	54	68	157
1986	Los Angeles	14-14	3.85	35	35	8	1	0	231.1	213	112	99	86	153
1987	Los Angeles	16-16	3.06	37	35	10	1	1	264.2	247	105	90	74	190
1988	Los Angeles	23-8	2.26	35	34	15	8	1	267.0	208	73	67	73	178
1989	Los Angeles	15-15	2.31	35	33	8	4	0	256.2	226	75	66	77	178
1990	Los Angeles	1-1	4.26	4	4	0	0	0	25.1	26	12	12	4	16
1991	Bakersfield	2-0	0.82	2	2	0	0	0	11.0	5	2	1	1	6
	San Antonio	0-1	2.57	1	1	0	0	0	7.0	11	3	2	1	5
	Albuquerque	0-0	0.00	1	1	0	0	0	5.0	5	0	0	0	5
	Los Angeles	7-2	3.46	21	21	0	0	0	112.0	112	43	43	32	73
1992	Los Angeles	10-15	3.67	33	33	1	0	0	210.2	209	101	86	69	130
ML Totals-10 years		116-82	2.87	289	249	59	23	5	1805.0	1587	664	576	539	1230

HERSHISER — 1992 & CAREER vs. NATIONAL LEAGUE

	1992						Career					
	W-L	ERA	IP	ER	SO	SV	W-L	ERA	IP	ER	SO	SV
vs. West												
Atlanta	1-3	4.46	34.1	17	20	0	19-9	3.09	227.1	76	143	1
Cincinnati	1-0	5.68	6.1	4	5	0	14-7	2.97	197.1	65	111	1
Houston	0-3	4.09	33.0	15	26	0	15-10	2.89	221.0	71	148	0
Los Angeles	-	-	-	-	-	-	-	-	-	-	-	-
San Diego	2-2	2.48	29.0	8	14	0	11-10	1.95	194.1	42	108	0
San Francisco	2-0	2.39	26.1	7	14	0	17-6	3.13	207.0	72	157	1
West Total	6-8	3.56	129.0	51	79	0	76-42	2.80	1047.0	326	667	3
vs. East												
Chicago	2-0	2.25	12.0	3	5	0	8-3	2.85	120.0	38	89	1
Montreal	1-1	3.75	12.0	5	9	0	9-7	2.13	152.0	36	108	0
New York	1-1	2.89	18.2	6	15	0	4-8	3.35	126.1	47	92	0
Philadelphia	0-2	7.00	9.0	7	4	0	4-6	2.82	105.1	33	88	0
Pittsburgh	0-1	5.25	12.0	7	8	0	9-9	3.54	134.2	53	109	0
St. Louis	0-2	3.50	18.0	7	10	0	6-7	3.23	119.2	43	77	1
East Total	4-7	3.86	81.2	35	51	0	40-40	2.97	758.0	250	563	2
1992 Totals	10-15	3.67	210.2	86	130	0	116-82	2.87	1805.0	576	1230	5

1992 & CAREER BY MONTH

	W-L	ERA	IP	ER	SO	SV	W-L	ERA	IP	ER	SO	SV
In April	2-2	4.13	32.2	15	22	0	20-10	2.73	254.0	77	174	0
May	2-1	2.89	28.0	9	18	0	15-11	3.00	255.1	85	205	1
June	2-2	2.78	35.2	11	19	0	21-14	2.92	317.2	103	218	2
July	1-4	5.19	34.2	20	19	0	21-13	3.14	292.2	102	203	1
August	2-2	3.67	41.2	17	22	0	16-16	3.13	316.1	110	203	0
Sept.-Oct.	1-4	3.32	38.0	14	30	0	23-18	2.41	369.0	99	227	1

1992 & CAREER STATISTICAL BREAKDOWN

	W-L	ERA	IP	ER	SO	SV	W-L	ERA	IP	ER	SO	SV
Home	7-5	2.75	118.0	36	70	0	66-36	2.59	954.2	275	651	1
Road	3-10	4.86	92.2	50	60	0	50-46	3.19	850.1	301	579	4
Starter	10-15	3.67	210.2	86	130	-	113-79	2.85	1737.2	550	1167	-
Reliever	-	-	-	-	-	-	3-3	3.48	67.1	26	63	5
Before ASG	7-7	3.43	115.1	44	70	0	63-40	2.97	922.1	304	662	4
After ASG	3-8	3.99	95.1	42	60	0	53-42	2.77	882.2	272	582	1

LEAGUE CHAMPIONSHIP SERIES RECORD

Year	Club, Opp.	W-L	ERA	G	GS	CG	SHO	SV	IP	H	R	ER	BB	SO
1983	L.A. vs. Phil.													
									(did not play)					
1985	L.A. vs. St. L.	1-0	3.52	2	2	1	0	0	15.1	17	6	6	6	5
1988	L.A. vs. N.Y.	1-0	1.09	4	3	1	1	1	24.2	18	5	3	7	15
LCS Totals		2-0	2.03	6	5	2	1	1	40.0	35	11	9	13	20

WORLD SERIES RECORD

Year	Club, Opp.	W-L	ERA	G	GS	CG	SHO	SV	IP	H	R	ER	BB	SO
1988	L.A. vs. Oak.	2-0	1.00	2	2	2	1	0	18.0	7	2	2	6	17

ALL-STAR GAME RECORD

Year	Club, Site	W-L	ERA	G	GS	CG	SHO	SV	IP	H	R	ER	BB	SO
1987	L.A., Oak.	0-0	0.00	1	0	0	0	0	2.0	1	0	0	1	0
1988	L.A., Cin.	0-0	0.00	1	0	0	0	0	1.0	0	0	0	0	0
1989	L.A., Cal.								(did not play)					
ASG Totals		0-0	0.00	2	0	0	0	0	3.0	1	0	0	1	0

HERSHISER'S 59-INNING CONSECUTIVE SCORELESS STREAK IN 1988

Date	Opponent (Site)	Inn.	H	R	ER	BB	SO	Score
Aug. 30	Montreal (road)	4	1	0	0	2	4	4-2
Sept. 5	Atlanta (road)	9	4	0	0	1	8	3-0
Sept. 10	Cincinnati (home)	9	7	0	0	3	8	5-0
Sept. 14	Atlanta (home)	9	6	0	0	2	8	1-0
Sept. 19	Houston (road)	9	4	0	0	0	5	1-0
Sept. 23	San Francisco (road)	9	5	0	0	2	2	3-0
Sept. 28	San Diego (road)	10	4	0	0	1	3	1-2
Totals		59	31	0	0	11	38	

MISCELLANEOUS STATISTICS

Year	Pitching Totals					Avg.	Hitting Totals						
	IBB	HB	WP	BK	HR		AB	R	H	2B	3B	HR	RBI
1983	0	0	1	0	1	.000	0	0	0	0	0	0	0
1984	8	4	8	1	9	.200	50	4	10	0	0	0	2
1985	5	6	5	0	8	.197	76	5	15	1	0	0	4
1986	11	5	12	3	13	.239	71	4	17	3	0	0	8
1987	5	9	11	2	17	.211	90	10	19	5	0	0	7
1988	10	4	6	5	18	.129	85	1	11	2	1	0	6
1989	14	3	8	4	9	.182	77	4	14	4	1	0	2
1990	0	1	0	1	1	.000	7	0	0	0	0	0	0
1991	6	5	2	4	3	.258	31	6	8	2	0	0	2
1992	13	8	10	0	15	.221	68	6	15	5	0	0	5
ML Totals	72	45	63	20	94	.196	555	40	109	22	2	0	36

HERSHISER'S CAREER TRANSACTIONS

- ◆ Selected by the Los Angeles Dodgers in the 17th round of the Free Agent Draft, June 5, 1979.

DISABLED LIST

- ◆ April 27, 1990-through the remainder of season (right shoulder).
- ◆ March 31-May 29, 1991 (right shoulder).

HERSHISER'S GAME HIGHS

Hitting

- ◆ **Most Hits:** 3 (2 times), last time April 24, 1992 at San Francisco
- ◆ **Most RBI:** 2 (5 times), last time May 19, 1992 vs. Chicago

HERSHISER'S CAREER AND GAME HIGHS

Low Hit Game: 1 (2 times), last time July 23, 1985 vs. Pittsburgh

Most Innings Pitched-Starter: 10.0, Sept. 28, 1988 at San Diego

Most Innings Pitched-Reliever: 7.0, June 3, 1989 at Houston

Most Strikeouts: 14, June 19, 1987 at Houston

Most Walks: 7, April 30, 1987 at Pittsburgh

Longest Winning Streak: 11 games, July 18-Oct. 6, 1985

Longest Losing Streak: 7 games, Aug. 18-Sept. 24, 1989

Dodger Clinching Dates

Year	Date	Opponent	Game # of Clincher
1988	September 26	at San Diego	157
1985	October 2	at Atlanta	158
1983	September 30	San Francisco	160
1981	Split season-won first half		
1978	September 23	San Diego	155
1977	September 20	at San Francisco	151
1974	October 1	at Houston	161
1966	October 2	at Philadelphia	162
1965	October 2	Milwaukee	161
1963	September 24	New York	158
1959	September 29	Milwaukee	156

MIKE JAMES

RIGHT-HANDED PITCHER

Height: 6-3 **Weight:** 182
Bats: Right **Throws:** Right
Opening Day Age: 25
Birth Date: August 15, 1967
Birthplace: Fort Walton, FL
M.L. Service: None
How Obtained: Dodgers' 43rd round pick (#43 selection) in the June 1987 Free Agent Draft
Contract Status: Signed through 1993


59
1992 NOTES

- ◆ Split his time between San Antonio (AA) and Albuquerque (AAA), posting a combined 4-2 mark with a 4.02 ERA in 100.2 innings...appeared in 26 games, 18 as a starter and had 85 strikeouts...posted one save.
- ◆ Began the season at Albuquerque, but was sent down to San Antonio in May...returned to Albuquerque in June and remained there the rest of the season...recorded a 2-1 mark for the Dukes...started six of 18 games he appeared in and recorded a 5.57 ERA in 46.2 innings of work.
- ◆ In eight starts at San Antonio, he was 2-1 with a 2.67 ERA...struck out 52 batters in 54 innings.
- ◆ Named Dodger Minor League Pitcher of the Week for the week ending June 23.
- ◆ Recorded a 2.87 ERA in 15.2 innings for San Juan in Winter League play.

MINOR LEAGUE HIGHLIGHTS
1991:

- ◆ Split his fourth year in pro ball with San Antonio and Albuquerque...was a combined 10-8 in 28 games with a 5.23 ERA (78 ER/134.1 IP).
- ◆ Began the season at San Antonio where he started 15 games and was 9-5 with a 4.53 ERA...hurled two complete games and one shutout...had 74 strikeouts in 89.1 innings.
- ◆ After going 4-4 in his first eight starts, he went 5-0 in June (six starts) with a 4.19 ERA.
- ◆ Earned a promotion to Albuquerque in July...appeared in 13 games overall for the Dukes, eight as a starter, and was 1-3 with a 6.60 ERA.
- ◆ As a starter he was 0-3 with an 8.00 ERA...was moved to the bullpen where he was 1-0 in five relief appearances with a 1.00 ERA.
- ◆ Posted a 2-4 record for San Juan in Winter League play with a 2.96 ERA in seven starts.

1990:

- ◆ Spent his third year in pro ball at San Antonio where he posted an 11-4 record with a 3.32 ERA in 26 starts.
- ◆ His 11 wins were second only to DAN OPPERMAN'S 12 victories for team-high honors...had three complete games...allowed a team-high 14 home runs...walked 78 batters in 157 innings and totaled 97 strikeouts.
- ◆ In 13 starts at home, was 6-1 with a 2.41 ERA.

- ◆ Was a Texas League All-Star.

1989:

- ◆ Spent the entire season at Bakersfield where he was 11-8 in 27 starts with a 3.78 ERA...fanned 127 men in 159.2 innings.

1988:

- ◆ First season in pro ball and was 7-1 at Great Falls with a 3.76 ERA in 14 games, 12 as a starter...struck out 59 in 67 innings pitched.

PERSONAL

- ◆ Attended Fort Walton Beach High School where he participated in baseball and swimming.
- ◆ Attended Lurleen B. Wallace Junior College where he was all-conference, all-region and all-region MVP in baseball.
- ◆ Hobbies include drawing, surfing and swimming.

MICHAEL ELMO JAMES

Year	Club	W-L	ERA	G	GS	CG	SHO	SV	IP	H	R	ER	BB	SO
1988	Great Falls	7-1	3.76	14	12	0	0	0	67.0	61	36	28	41	59
1989	Bakersfield	11-8	3.78	27	27	1	1	0	159.2	144	82	67	78	127
1990	San Antonio	11-4	3.32	26	26	3	0	0	157.0	144	73	58	78	97
1991	San Antonio	9-5	4.53	15	15	2	1	0	89.1	88	54	45	51	74
	Albuquerque	1-3	6.60	13	8	0	0	0	45.0	51	36	33	30	39
1992	San Antonio	2-1	2.67	8	8	0	0	0	54.0	39	16	16	20	52
	Albuquerque	2-1	5.59	18	6	0	0	1	46.2	55	35	29	22	33

JAMES' CAREER TRANSACTIONS

- ◆ Dodgers' 43rd selection in the June 1987 Free Agent Draft.

ERIC KARROS

INFIELDER

Height: 6-4 **Weight:** 216
Bats: Right **Throws:** Right
Opening Day Age: 25
Birth Date: November 4, 1967
Birthplace: Hackensack, NJ
M.L. Service: 1 year and 36 days
How Obtained: Dodgers' 6th round pick (5th selection) in the June 1988 Free Agent Draft
Contract Status: Signed through 1993


23
1992 NOTES

- ◆ In being named NATIONAL LEAGUE ROOKIE OF THE YEAR, he batted .257 with 20 home runs and 88 RBI in 149 games.
- ◆ His 20 home runs were a Dodger high and was tied for 12th best in the league...the 20 homers also tied him with GREG BROCK (1983) for 4th place on the all-time Dodger rookie record home run list...the last Dodger rookie to hit more than 20 home runs in a season was FRANK HOWARD who totaled 23 in 1960...DEL BISSONETTE of the Brooklyn Dodgers holds the rookie record with 25 in 1928.
- ◆ Received 22 of 24 first place votes cast by the BBWAA.

- He became the 12th Dodger to win the award, more than any other major league club...is the 8th L.A. Dodger to win the award and the first since STEVE SAX in 1982.
- Was also tabbed as N.L. Rookie of the Year by *Baseball America*.
- The Anaheim-Los Angeles chapter of the BBWAA named Karros the Team MVP and Rookie of the Year.
- He became the first L.A. Dodger rookie to lead the team in RBI...his 88 RBI set an L.A. Dodger rookie record...only one other rookie recorded more RBI in franchise history and that was DEL BISSONETTE in 1928 (106).
- Began the season in a platoon role at first base with KAL DANIELS and TODD BENZINGER that lasted 38 games...won the starting job on May 24 and started the final 124 games.
- In his 1992 debut on April 9 at San Diego he became the first Dodger rookie to start at first base in April since GREG BROCK replaced STEVE GARVEY in 1983...also hit his first career home run off CRAIG LEFFERTS in the first inning.
- On May 23 he hit a three-run pinch-hit home run off STAN BELINDA to give the Dodgers a 5-4 win over Pittsburgh.
- Hit his first and only career triple on July 2 vs. the Phillies, a bases loaded three-bagger in a 9-4 Dodger win.
- Gave the Dodgers an 8-7 lead in the 9th inning with his two run homer off JUAN BERENGUER of the Braves on June 16 at Atlanta but the Dodgers would fall 9-8 to the Braves.
- Hit his 10th home run on July 5 vs. the Phillies in his 65th game.
- After the All-Star break the Dodgers embarked on a 13-game road trip and he totaled five home runs and 12 RBI from July 16-29.
- Was named Player of the Week for July 27-Aug. 2 after batting .320 with two home runs and 10 RBI.
- Hit his 15th home run on July 29 at San Francisco, his 88th game.
- During the month of July he totaled 20 RBI, the second highest total in the league, trailing only DARREN DAULTON of the Phillies (21)...Karros also had six homers, tied with Daulton for third highest in the league.
- Had a career-high seven-game hitting streak three times, from May 26-June 2 (.379, 11-for-29), from June 28-July 3 (.333, 9-for-27) and from July 28-Aug. 4 (.400, 10-for-25).
- Delivered a bases-loaded double on Aug. 11 at Cincinnati in a Dodger 8-4 win...would go 3-for-4 with a career-high four RBI...finished the season with 30 doubles, the most by a Dodger first baseman since STEVE GARVEY had 35 in 1982.
- Totaled a team-high 21 multi-RBI games including six three-RBI games and 14 two-RBI games.
- Hit his 20th home run on Sept. 22 vs. Atlanta off JOHN SMOLTZ.
- Of his 20 home runs, 11 were solo, six were two-run shots and three were three-run homers...14 of his 20 home runs were on the road...had six home runs in the 9th inning and eight of his 20 home runs either tied the game or gave Los Angeles the lead.
- Batted only .226 in August but totaled 21 RBI in 24 games...his 21 RBI were 4th highest in the league.
- Demonstrated remarkable consistency in 1992 in terms of offense, going hitless in three straight games just twice the entire season.
- Had 31 multi-hit games including a career-high three hits nine times, last time on Sept. 15 at San Diego.
- Batted .242 on artificial turf and .263 on natural grass.
- Hit .233 (40-for-172) with runners in scoring position and batted .272 (22-for-81) with runners at third base.
- Was 10-for-16 (.625) and 19 RBI with the bases loaded, 2nd best in the league.
- Totaled 143 games and made 142 starts at first base and committed nine errors in 1,345 total chances for a .993 fielding pct., 5th best in the league.
- Grounded into 15 double plays, tied for 5th highest in the N.L.
- Was 3-for-7 as a pinch hitter with one home run and four RBI.

- ◆ Batted .246 in the 4th spot (82-for-333) with 11 home runs and hit .254 in the 5th spot (36-for-142) with four home runs.
- ◆ Good first-pitch hitter, batting .318 with two homers.
- ◆ Batted .255 after the All-Star break and totaled a league-high 55 RBI.
- ◆ Participated in the Major League Baseball Fall tour of Japan as a member of the All-Star team.

MAJOR LEAGUE HIGHLIGHTS

1991:

- ◆ Was a September call up and made his major league debut on Sept. 1.
- ◆ Collected his first major league hit on Sept. 16, a pinch-hit RBI double in the 12th inning vs. Cincinnati...the hit tied the game and the Dodgers went on to win.
- ◆ Named the Dodger Minor League Player of the Year and to *Baseball America's* Triple-A All-Star team.
- ◆ Batted over .300 in the minors for the fourth straight season.
- ◆ Topped all Dodger minor leaguers in RBI (101), doubles (33), runs (88), total bases (269), triples (8) and slugging percentage (.551).
- ◆ Led the Dukes in home runs (22) and was 2nd among all Dodger minor leaguers, finishing behind only Bakersfield's MIKE PIAZZA who had 29.
- ◆ Led the PCL in total bases with 269 in 132 games.
- ◆ Finished 2nd in RBI and extra base hits and 3rd in slugging percentage among all Triple-A players.
- ◆ Was Albuquerque (AAA) team MVP and was rated as one of the top 20 minor league prospects by *The Sporting News* as voted by major league development personnel.
- ◆ Tied a club record with seven RBI vs. Tucson on June 23.

MINOR LEAGUE HIGHLIGHTS

1990:

- ◆ Helped lead San Antonio (AA) to the Texas League finals against Shreveport while batting a league-leading .352.
- ◆ Led the Dodgers with 509 at-bats, 91 runs, 179 hits, 282 total bases, 45 doubles, 57 walks and a .554 slugging percentage.
- ◆ Rated the 3rd best prospect in the Texas League by *Baseball America*.
- ◆ Posted a .976 fielding percentage, committing eight errors in 337 total chances.
- ◆ His .352 average was the second highest by a minor league player who played a full season...he led all minor leaguers in hits and doubles.

1989:

- ◆ Stole a career-high 18 bases.

PERSONAL

- ◆ Played baseball at UCLA, where he earned All-America honors and helped lead the Bruins to the NCAA tournament...was All-Pac 10 his sophomore and junior years.
- ◆ Was a walk-on in 1986 for the Bruins and played first and third base.
- ◆ Prepped at Patrick Henry High School in San Diego where he played baseball, basketball and football.
- ◆ Signed by Gib Bodet and Bob Bishop.
- ◆ Completed classes in the offseason at UCLA towards earning an Economics Degree.

N.L. Rookie of the Year Awards by Team

Los Angeles Dodgers	12	San Francisco Giants	5	Montreal Expos	2
Cincinnati Reds	6	New York Mets	4	Philadelphia Phillies	2
Atlanta Braves	5	Chicago Cubs	3	Houston Astros	1
St. Louis Cardinals	5	San Diego Padres	2	Pittsburgh Pirates	0

Los Angeles Dodgers

98

KARROS (Continued)

ERIC PETER KARROS

Year	Club	Avg.	G	AB	R	H	2B	3B	HR	RBI	BB	SO	SB
1988	Great Falls	.366	66	268	68	98	12	1	12	55	32	35	8
1989	Bakersfield	.303	142	545	86	165	40	1	15	86	63	99	18
1990	San Antonio	.352	131	509	91	179	45	2	18	78	57	79	8
1991	Albuquerque	.316	132	438	88	154	33	8	22	101	58	80	3
	Los Angeles	.071	14	14	0	1	1	0	0	1	1	6	0
1992	Los Angeles	.257	149	545	63	140	30	1	20	88	37	103	2
M.L. Totals-2 years		.252	163	559	63	141	31	1	20	89	38	109	2

KARROS - 1992 & CAREER vs. NATIONAL LEAGUE

	1992					Career				
	AVG	AB	H	HR	RBI	AVG	AB	H	HR	RBI
vs. West										
Atlanta	.246	61	15	2	11	.238	63	15	2	11
Cincinnati	.242	62	15	2	11	.250	64	16	2	12
Houston	.250	64	16	1	8	.246	65	16	1	8
Los Angeles	-	-	-	-	-	-	-	-	-	-
San Diego	.387	62	24	1	10	.375	64	24	1	10
San Francisco	.245	53	13	4	12	.228	57	13	4	12
West Total	.275	302	83	10	52	.268	313	84	10	53
vs. East										
Chicago	.290	38	11	2	3	.289	38	11	2	3
Montreal	.213	47	10	2	3	.213	47	10	2	3
New York	.129	31	4	0	3	.129	31	4	0	3
Philadelphia	.279	43	12	3	11	.279	43	12	3	11
Pittsburgh	.317	41	13	1	10	.317	41	13	1	10
St. Louis	.163	43	7	2	6	.152	46	7	2	6
East Total	.235	243	57	10	36	.313	246	57	10	36
1992 Totals	.257	545	140	20	88	.252	559	141	20	89

1992 & CAREER BY MONTH

	1992	Career
In April	.286 35 10 2 6	.286 35 10 2 6
May	.259 58 15 4 12	.259 58 15 4 12
June	.274 106 29 3 9	.274 106 29 3 9
July	.244 119 29 6 20	.244 119 29 6 20
August	.226 106 24 3 21	.226 106 24 3 21
Sept.-Oct.	.273 121 33 2 20	.252 135 34 2 21

1992 & CAREER STATISTICAL BREAKDOWN

	1992	Career
Home	.259 251 65 6 35	.257 257 66 6 36
Road	.255 294 75 14 53	.248 302 75 14 53
Before ASG	.259 263 68 10 33	.259 263 68 10 33
After ASG	.255 282 72 10 55	.247 296 73 10 56
vs. RHP	.244 332 81 12 56	.244 336 82 12 57
vs. LHP	.277 213 59 8 32	.265 223 59 8 32
Pinch Hit	.571 7 4 1 4	.455 11 5 1 5

MISCELLANEOUS STATISTICS

Year	Batting Totals						Fielding Totals							
	IBB	HB	SF	SH	CS	TB	POS	PCT	G	PO	A	E	TC	DP
1991	0	0	0	0	0	2	1B	1.000	10	33	2	0	35	5
1992	3	2	5	0	4	232	1B	.993	143	142	1211	9	1345	98
ML Totals	3	2	5	0	4	234		.993	153	175	1213	9	1380	103

KARROS' CAREER TRANSACTIONS

- Selected by Los Angeles in the 6th round of the June 1988 Free Agent Draft.

KARROS' CAREER AND GAME HIGHS

- Most Hits:** 3 (9 times), last time Sept. 15, 1992 at San Diego
- Most RBI:** 4, Aug. 11, 1992 at Cincinnati
- Most HR:** 1 (20 times), last time Sept. 22, 1992 vs. Atlanta
- Longest Hitting Streak:** 7 games (3 times), last time July 28-Aug. 4, 1992

RIGHT-HANDED PITCHER

PEDRO MARTINEZ

Height: 5-11 **Weight:** 164
Bats: Left **Throws:** Right
Opening Day Age: 21
Birth Date: July 25, 1971
Birthplace: Manoguyabo, DR
M.L. Service: 26 days
How Obtained: Signed by Los Angeles as a free agent on June 18, 1988
Contract Status: Signed through 1993



45

1992 NOTES

- ◆ Joined the Dodgers when the rosters expanded in September and appeared in two games and was 0-1 with a 2.25 ERA, including one start.
- ◆ Made his major league debut on Sept. 24 vs. Cincinnati, pitching two scoreless innings of relief in a Dodger 8-4 loss.
- ◆ Made his first career start on Sept. 30 at Cincinnati and lost 3-1, pitching 6.0 innings and allowed two runs on four hits with seven strikeouts.
- ◆ Had successful surgery performed on Oct. 20 by Dr. Frank Jobe on his left shoulder...the surgery, known as anterior capsulolabral reconstruction, was the same type of surgery OREL HERSHISER underwent in April of 1990.
- ◆ Spent most of the season with Albuquerque where he was 7-6 with a 3.81 ERA in 20 starts...also struck out a team-high 124 men (3rd best in the PCL) in 125.1 innings pitched.
- ◆ Named the 10th top prospect in the Annual Top 100 poll by *Baseball America*...he was the 4th best right-handed pitcher named in that same poll.
- ◆ Was also named the 3rd top prospect in the Pacific Coast League by *Baseball America*.
- ◆ Selected to the Triple-A All-Star Game.
- ◆ Has a 45-20 record in the minor leagues in 83 games.

MINOR LEAGUE HIGHLIGHTS

1991:

- ◆ Was named *The Sporting News* Minor League Player of the Year.
- ◆ Named Dodger Minor League Pitcher of the Year.
- ◆ Was promoted from Single-A to Triple-A during the course of the year and compiled an 18-8 record for Bakersfield, San Antonio and Albuquerque.
- ◆ His 18 wins were 2nd highest in the minor leagues...his 192 strikeouts were 4th best in the minors and tops among all Dodger pitchers...it was the most K's by a Dodger minor leaguer since SID FERNANDEZ fanned 209 in 1983.
- ◆ Was ranked by *The Sporting News* as the second top minor league prospect as selected by major league development personnel.
- ◆ Selected top minor league right-hander in the minor leagues by *Baseball America*.
- ◆ Named the top prospect in the California League (A) and the 5th best prospect in the Texas League (AA) by *Baseball America*.

Los Angeles Dodgers

100

MARTINEZ, PEDRO (Continued)

- ◆ His 8-0 record at Bakersfield was the most wins without a loss in the history of that franchise.

1990:

- ◆ Named to the Pioneer League All-Star team.
- ◆ Had a team-high 14 starts...helped lead the Great Falls club to its third straight league title.

1989:

- ◆ Led the Santo Domingo club in innings pitched and strikeouts

1988:

- ◆ First season in the Dodger organization, pitching for Santo Domingo.

PERSONAL

- ◆ He is the younger brother of Dodger pitcher RAMON MARTINEZ and his other brother, JESUS, also pitches in the Dodger organization.
- ◆ Hobbies include swimming, reading and music.
- ◆ Signed by Ralph Avila and Elvio Jimenez.
- ◆ Resides in Santo Domingo.

PEDRO JAIME MARTINEZ

Year	Club	W-L	ERA	G	GS	CG	SHO	SV	IP	H	R	ER	BB	SO
1988	Santo Domingo	5-1	3.12	8	7	1	0	0	49.1	45	25	17	16	28
1989	Santo Domingo	7-2	2.75	13	7	2	3	1	85.2	59	30	26	25	63
1990	Great Falls	8-3	3.62	14	14	0	0	0	77.0	74	39	31	40	82
1991	Bakersfield	8-0	2.05	10	10	0	0	0	61.1	41	17	14	19	83
	San Antonio	7-5	1.76	12	12	4	3	0	76.2	57	21	15	31	74
	Albuquerque	3-3	3.66	6	6	0	0	0	39.1	28	17	16	16	35
1992	Albuquerque	7-6	3.81	20	20	3	1	0	125.1	104	57	53	57	124
	Los Angeles	0-1	2.25	2	1	0	0	0	8.0	6	2	2	1	8
ML Totals-1 year		0-1	2.25	2	1	0	0	0	8.0	6	2	2	1	8

MARTINEZ - 1992 & CAREER vs. NATIONAL LEAGUE

	1992						Career					
	W-L	ERA	IP	ER	SO	SV	W-L	ERA	IP	ER	SO	SV
vs. West												
Atlanta	-	-	-	-	-	-	-	-	-	-	-	-
Cincinnati	0-1	2.25	8.0	2	8	0	0-1	2.25	8.0	2	8	0
Houston	-	-	-	-	-	-	-	-	-	-	-	-
Los Angeles	-	-	-	-	-	-	-	-	-	-	-	-
San Diego	-	-	-	-	-	-	-	-	-	-	-	-
San Francisco	-	-	-	-	-	-	-	-	-	-	-	-
West Total	0-1	2.25	8.0	2	8	0	0-1	2.25	8.0	2	8	0
vs. East												
Chicago	-	-	-	-	-	-	-	-	-	-	-	-
Montreal	-	-	-	-	-	-	-	-	-	-	-	-
New York	-	-	-	-	-	-	-	-	-	-	-	-
Philadelphia	-	-	-	-	-	-	-	-	-	-	-	-
Pittsburgh	-	-	-	-	-	-	-	-	-	-	-	-
St. Louis	-	-	-	-	-	-	-	-	-	-	-	-
East Total	-	-	-	-	-	-	-	-	-	-	-	-
1992 Totals	0-1	2.25	8.0	2	8	0	0-1	2.25	8.0	2	8	0

1992 & CAREER BY MONTH

	1992	Career
In April	-	-
May	-	-
June	-	-
July	-	-
August	-	-
Sept.-Oct.	0-1	2.25
	8.0	2
	8	0

1992 & CAREER STATISTICAL BREAKDOWN

	1992	Career
Home	0-0	0.00
Road	0-1	3.00
Starter	0-1	3.00
Reliever	0-0	0.00
Before ASG	-	-
After ASG	0-1	2.25
	8.0	2
	8	0

MISCELLANEOUS STATISTICS

Year	Pitching Totals					Avg.	Hitting Totals						
	IBB	HB	WP	BK	HR		AB	R	H	2B	3B	HR	RBI
1992	0	0	0	0	0	.000	2	0	0	0	0	0	0


MARTINEZ'S CAREER TRANSACTIONS

- ◆ Signed as a free agent by Los Angeles on June 18, 1988.

RIGHT-HANDED PITCHER

RAMON MARTINEZ

Height: 6-4 **Weight:** 176
Bats: Left **Throws:** Right
Opening Day Age: 24
Birth Date: March 22, 1968
Birthplace: Santo Domingo, DR
M.L. Service: 3 years and 133 days
How Obtained: Signed by Los Angeles as a free agent on September 1, 1984
Contract Status: Signed through 1993



48

1992 NOTES

- ◆ Posted an 8-11 record with a 4.00 ERA in 25 games including one complete game and one shutout...his 4.00 ERA was a career-high.
- ◆ Missed the entire month of September due to tenderness in his right elbow commonly called "tennis elbow".
- ◆ Was the Dodgers' Opening Day Pitcher on April 6 vs. San Francisco, a Giants 8-1 win...it was his first opening day assignment.
- ◆ After posting a 5-1 record in April over the past two seasons, he started April of 1992 with a 0-1 record and a 3.64 ERA.
- ◆ Failed to strikeout a batter on April 12 vs. the Padres, only the third time in his 112 career starts he has failed to fan one or more batters.
- ◆ Collected two hits on April 28 vs. the Cardinals, tying a career high... he batted .120 on the season with two RBI.
- ◆ Earned his first win of the year on May 6 at Philadelphia, a 3-1 win over the Phillies.
- ◆ In that game he fanned MICKEY MORANDINI for this 500th career strikeout...also had a season-high nine strikeouts...would record one other nine-strikeout game on Aug. 15 vs. the Giants in a Dodger 2-1 loss.
- ◆ Tied a career high with six walks on May 11 at Montreal.
- ◆ Would defeat the Mets 6-3 on May 17 for his 2nd win and then in his final start in May he pitched his only 1992 complete game and shutout of the season, a 1-0 victory on May 29 at Chicago... allowed just three hits, his 3rd career three-hitter.
- ◆ Also has tossed three career four-hitters, last time June 5, 1991 at Philadelphia.
- ◆ Finished the month of May with a 3-0 record and a 3.06 ERA in five starts, pitched into the 7th inning in all five starts and the Dodgers were 4-1 in his starts...the month of May is his most successful month, posting an 11-4 lifetime mark in 17 games with a 3.59 ERA.
- ◆ Put together another three-game win streak from July 29-Aug. 10 and posted a 2.61 ERA, allowing six earned runs in 20.2 innings pitched.

- ◆ Missed his scheduled June 20 start in Houston with a sore left hip... would start on June 25 against the Astros in Los Angeles but had to leave after pitching six innings, earning his 4th win and snapping a personal career-high three-game losing streak.
- ◆ Won his first two starts in August, his 7th and 8th wins of the season, but closed the month dropping his last three decisions...made his final start on Aug. 25 and suffered a 10-3 loss to the Pirates, his 11th loss of the season and pitched a season-low 2.0 innings.
- ◆ Left-handed hitters batted .256 (81-for-316) with nine home runs... in his career lefties have batted .242 (372-for-1539) with 35 home runs...right-handers hit .232 (60-for-259) with two home runs and have a lifetime batting average of .211 (256-for-1215) with 27 home runs.
- ◆ Allowed 11 home runs and five were hit by the New York Mets.
- ◆ Is 27-13 in his career before the All-Star break in 52 starts and 25-24 after the break in 63 games, 60 starts.
- ◆ Has appeared in three games as a reliever in his career and has not allowed a run in 6.0 innings pitched...last relief outing was on Oct. 2, 1988 vs. the Giants.
- ◆ Over the last five years opponents have batted .228, 8th best mark in the major leagues.
- ◆ Pitched into the 7th inning 15 times...has pitched 70 innings or more in 62 of his 112 career starts.
- ◆ Has struck out 10 or more in a game seven times in his career, last time Aug. 9, 1990 at Cincinnati...has nine or more K's in a game 18 times in his five year major league career.
- ◆ Made four starts where he didn't reach the 4th inning...shortest outing as a starter in his career is one inning on Sept. 21, 1988 vs. San Diego.
- ◆ Suffered his first losing season at Dodger Stadium, posting a 4-7 record, but has a 28-19 career mark at Dodger Stadium.
- ◆ Posted a 1.89 ERA (12 ER/57 IP) in his eight wins compared to a 6.37 ERA (38 ER/53.2 IP) in his 11 losses.
- ◆ Held opponents to three earned runs or less in 17 of 25 starts.
- ◆ Dodgers averaged 3.52 runs per game while Martinez was on the mound.
- ◆ Looking for his first win at Pittsburgh since July 22, 1989 and Montreal since Aug. 29, 1988.
- ◆ Had a .933 fielding pct., committing three errors in 30 total chances and has a .967 career fielding pct., five miscues in 150 total chances.

MAJOR LEAGUE HIGHLIGHTS

1991:

- ◆ His 17 wins led the Dodger staff and was 4th best in the National League.
- ◆ Was among the league leaders in the following categories: shutouts (4-second only to DENNIS MARTINEZ of Montreal with five); tied for 5th in complete games (6); tied DWIGHT GOODEN for 9th with 150 strikeouts and his 3.27 ERA was 15th best.
- ◆ Was 12-3 with a 2.54 ERA in 17 starts on his way to his second straight All-Star Game in Toronto...did not play for the N.L. All-Stars due to a strained left hip he suffered in his July 7 start.
- ◆ On Aug. 20 vs. San Diego he was hit by a JACK HOWELL line drive in the right bicep and had to leave the game after 5.0 innings pitched.
- ◆ Went 2-5 with a 4.50 ERA after the injury.
- ◆ Had a career-high seven-game win streak from April 21-May 24.
- ◆ Hit his first major league home run off TOM GLAVINE on Sept. 22 vs. the Braves.

1990:

- ◆ In his first full season in the majors, posted a 20-6 record with a 2.92 ERA in 33 starts...finished second to Pittsburgh's DOUG DRABEK in the N.L. Cy Young Award balloting with 70 points.

- ◆ The 22-year old right-hander became the youngest Dodger to win 20 games since RALPH BRANCA (age 21) won 21 games for the Brooklyn Dodgers in 1947...became just the fifth Dodger pitcher to win 20 or more games in one of his first two big league seasons (BRICKYARD KENNEDY-26 in 1893, JOSEPH MCGINNITY-29 in 1900, HENRY SCHMIDT-21 in 1903 and JEFF PFEFFER-23 in 1914).
- ◆ Led the majors with 12 complete games and led the N.L. with 10 low-run complete games.
- ◆ Also threw 3,802 pitches, tops in the league.
- ◆ Was 2nd in the N.L. with a .769 winning percentage and tied for 2nd in strikeouts (223), wins (20) and shutouts (3)...his 223 strikeouts tied him for 3rd best in the majors with DWIGHT GOODEN, behind NOLAN RYAN (232) and DAVID CONE (233).
- ◆ Was 3rd in the N.L. in innings pitched (234.1), opponents batting average (.221) and average strikeouts per nine innings (8.6), tied for 3rd best with DWIGHT GOODEN.
- ◆ Finished 7th in the league with a 2.29 ERA.
- ◆ Tied a club record by striking out 18 Atlanta Braves on June 4 with a three-hit, 6-0 shutout...SANDY KOUFAX fanned 18 twice, on Aug. 31, 1959 vs. the Giants and April 24, 1962 at Chicago ... 11 of his first 13 outs were strikeouts.
- ◆ Was 4-0 in June with a 1.76 ERA and was named N.L. Player-of-the Month.
- ◆ Named to the N.L. All-Star team for the first time...pitched one inning, including a memorable duel with Oakland A's slugger JOSE CANSECO.
- ◆ Recorded his 20th win in his final start of the year, a 2-1 complete game five-hitter on Oct. 1 vs. the Padres in Los Angeles.
- ◆ Dodgers averaged 5.4 runs per start, 6th best run support for an N.L. hurler.
- ◆ Was a member of the 1990 offseason All-Star team that played in Japan in November and December.

1989:

- ◆ Made his season debut on June 5 at Atlanta and pitched a 7-0 complete game win and his first career shutout...was optioned back to Albuquerque the next day.
- ◆ Collected his first major league hit on July 22 at Pittsburgh, an infield hit off DON ROBINSON in the 3rd inning.

1988:

- ◆ Was activated on Aug. 12 and made his major league debut Aug. 13 vs. San Francisco, pitching 7.2 innings, allowing four hits and striking out five in a no-decision.
- ◆ Received his first major league win on Aug. 29 at Montreal, pitching 7.0 innings in a 2-1 victory.

MINOR LEAGUE HIGHLIGHTS**1989:**

- ◆ Was named to the Triple-A All-Star Game held June 12 at Columbus, OH where he was the starter and winner for the National League... allowed one run in three innings pitched.
- ◆ Was listed by *Baseball America* as one of the top 10 prospects in the Pacific Coast League.
- ◆ Has a 47-22 minor league record in 110 games.

1988:

- ◆ Started the season at San Antonio (AA), where he was voted the top prospect by the minor league coaches in the Texas League.
- ◆ Was 5-2 with Albuquerque and was listed the second best prospect behind San Diego Padres' SANDY ALOMAR Jr. by *Baseball America*.

1987:

- ◆ His 16 wins are a Vero Beach (A) record...voted top major league prospect by managers.

PERSONAL

- ◆ Attended Liceo Secundaria Las Americas High School.

Los Angeles Dodgers

104

MARTINEZ, RAMON (Continued)

- ◆ Was a member of the 1984 Dominican Republic Olympic baseball team that played at Dodger Stadium.
- ◆ Married the former Doris Altagracia Abria Leonardo on January 16, 1993.
- ◆ Was signed by Ralph Avila and Eleodoro Arias.

RAMON JAIME MARTINEZ

Year	Club	W-L	ERA	G	GS	CGSHO	SV	IP	H	R	ER	BB	SO
1985	Bradenton	4-1	2.59	23	6	0	0	1	59.0	57	30	17	23
1986	Bakersfield	4-8	4.75	20	20	2	1	0	106.0	119	73	56	63
1987	Vero Beach	16-5	2.17	25	25	6	1	0	170.1	128	45	41	78
1988	San Antonio	8-4	2.46	14	14	2	1	0	95.0	79	29	26	34
	Albuquerque	5-2	2.76	10	10	1	1	0	58.2	43	24	18	32
	Los Angeles	1-3	3.78	9	6	0	0	0	35.2	27	17	15	22
1989	Albuquerque	10-2	2.79	18	18	2	1	0	113.0	92	40	35	50
	Los Angeles	6-4	3.19	15	15	2	2	0	98.2	79	39	35	41
1990	Los Angeles	20-6	2.92	33	33	12	3	0	234.1	191	89	76	67
1991	Los Angeles	17-13	3.27	33	33	6	4	0	220.1	190	89	80	69
1992	Los Angeles	8-11	4.00	25	25	1	1	0	150.2	141	82	67	69
ML Totals-5 years		52-37	3.32	115	112	21	10	0	739.2	628	316	273	268

MARTINEZ - 1992 & CAREER vs. NATIONAL LEAGUE

	1992						Career					
	W-L	ERA	IP	ER	SO	SV	W-L	ERA	IP	ER	SO	SV
vs. West												
Atlanta	1-1	5.49	19.2	12	10	0	9-3	2.24	96.1	24	94	0
Cincinnati	0-1	4.09	11.0	5	6	0	4-5	5.55	60.0	37	42	0
Houston	2-0	2.77	13.0	4	8	0	4-1	3.44	55.0	21	47	0
Los Angeles	-	-	-	-	-	-	-	-	-	-	-	-
San Diego	0-1	1.29	14.0	2	2	0	7-2	2.45	84.1	23	56	0
San Francisco	1-2	3.24	16.2	6	17	0	6-7	3.02	110.1	37	87	0
West Total	4-5	3.51	74.1	29	43	0	30-18	3.15	406.0	142	326	0
vs. East												
Chicago	1-0	0.00	9.0	0	4	0	5-1	2.94	52.0	17	35	0
Montreal	0-1	4.85	13.0	7	12	0	3-4	3.08	52.2	18	49	0
New York	1-1	6.59	13.2	10	8	0	4-5	4.50	68.0	34	38	0
Philadelphia	1-2	7.24	13.2	11	13	0	5-4	3.86	67.2	29	57	0
Pittsburgh	0-2	6.75	12.0	9	8	0	1-4	5.23	41.1	24	38	0
St. Louis	1-0	0.60	15.0	1	13	0	4-1	1.56	52.0	9	43	0
East Total	4-6	4.48	76.1	38	58	0	22-19	3.53	333.2	131	260	0
1992 Totals	8-11	4.00	150.2	67	101	0	52-37	3.32	739.2	273	586	0

1992 & CAREER BY MONTH

	W-L	ERA	IP	ER	SO	SV	W-L	ERA	IP	ER	SO	SV
In April	0-1	3.64	29.2	12	13	0	5-2	2.70	86.2	26	62	0
May	3-0	3.06	35.1	12	31	0	11-4	3.59	110.1	44	100	0
June	1-4	4.33	27.0	13	14	0	8-4	2.48	120.0	33	105	0
July	2-3	4.30	29.1	14	23	0	11-6	2.99	126.1	42	93	0
August	2-3	4.91	29.1	16	20	0	8-13	4.11	164.1	75	119	0
Sept.-Oct.	0-0	0.00	0.0	0	0	0	9-7	3.61	132.0	53	107	0

1992 & CAREER STATISTICAL BREAKDOWN

	W-L	ERA	IP	ER	SO	SV	W-L	ERA	IP	ER	SO	SV
Home	4-7	4.29	92.1	44	61	0	28-19	3.22	402.1	144	347	0
Road	4-4	3.55	58.1	23	40	0	24-18	3.44	337.1	129	239	0
Starter	8-11	4.00	150.2	67	101	-	52-37	3.35	733.2	273	584	-
Reliever	-	-	-	-	-	-	0-0	0.00	6.0	0	2	0
Before ASG	5-6	3.51	105.0	41	69	0	27-13	3.01	353.0	118	294	0
After ASG	3-5	5.12	45.2	26	32	0	25-24	3.61	386.2	155	292	0

ALL-STAR GAME STATISTICS

Year	Club, Site	W-L	ERA	G	GS	CGSHO	SV	IP	H	R	ER	BB	SO
1990	L.A., Chi. (NL)	0-0	0.00	1	0	0	0	1.0	0	0	0	2	1
1991	L.A., Tor. (AL)												

(selected but did not play)

MISCELLANEOUS STATISTICS

Year	Pitching Totals					Hitting Totals							
	IBB	HB	WP	BK	HR	Avg.	AB	R	H	2B	3B	HR	RBI
1988	1	0	1	0	0	.000	7	0	0	0	0	0	0
1989	1	5	1	0	11	.162	37	4	6	1	0	0	3
1990	5	4	3	3	22	.125	80	2	10	0	0	0	6
1991	4	7	6	0	18	.117	77	6	9	1	0	1	9
1992	4	5	9	0	11	.120	50	1	6	0	0	0	2
ML Totals	15	21	20	3	62	.124	251	13	31	2	0	1	20

MARTINEZ'S CAREER TRANSACTIONS

- ◆ Signed by Los Angeles as a free agent on Sept. 1, 1984.

MARTINEZ'S GAME HIGHS

Hitting

- ◆ **Most Hits:** 2 (4 times), last time April 28, 1992 vs. St. Louis
- ◆ **Most RBI:** 2, July 13, 1990 at Chicago
- ◆ **Most HR:** 1, Sept. 22, 1991 vs. Atlanta (off Glavine)

MARTINEZ'S CAREER AND GAME HIGHS

Low Hit Game: 2, July 24, 1990 vs. San Francisco
Most Innings Pitched- Starter: 9.0 (20 times), last time July 30, 1991 vs. New York
Most Innings Pitched- Reliever: 3.0, Sept. 27, 1988 at San Diego
Most Strikeouts: 18, June 4, 1990 vs. Atlanta
Most Walks: 6 (2 times), last time May 11, 1992 at Montreal
Longest Winning Streak: 7 games, April 21-May 24, 1991
Longest Losing Streak: 3 games (4 times), last time Aug. 15, 1992-present

RIGHT-HANDED PITCHER

ROGER McDOWELL

Height: 6-1 **Weight:** 197

Bats: Both **Throws:** Right

Opening Day Age: 32

Birth Date: December 21, 1960

Birthplace: Cincinnati, OH

M.L. Service: 8 years

How Obtained: Traded to Los Angeles from Philadelphia for pitcher Mike Hartley and outfielder Braulio Castillo on July 31, 1991

Contract Status: Signed through 1994 (club option for 1995)



17

1992 NOTES

- ◆ In his second season with the Dodgers he posted a 6-10 record with a 4.09 ERA in 65 games...it was the highest number of games pitched by McDowell since appearing in 72 games in 1990 with the Phillies... it was second on the squad to JIM GOTT (68).

- ◆ Totaled a team-high 14 saves in 22 save opportunities...his 22 save situations were 10th highest in the league...his 10 losses were a career-high and was a league high among relief pitchers...for the second straight season he led N.L. relief men in losses...also led N.L. relief pitchers for the second straight season with 13 intentional walks...totaled 20 in 1991.
- ◆ Since joining the Dodgers in 1990 he has saved 21 games in 32 save opportunities (66%).
- ◆ Registered 11 of his 14 saves before the All-Star break...had a 4-6 overall record at the ASB with a 2.55 ERA compared to a 5.66 ERA after the ASB and a 2-4 record.
- ◆ Opponent first batters hit .311 (19-for-61)...stranded 32 of 42 runners inherited (76%)...with the Dodgers he has stranded 49 of 66 runners inherited (74%).
- ◆ Since joining the major leagues in 1985 he has registered 10 or more saves eight straight seasons and has recorded 20 or more four times...his career high is 25 in 1987 with the Mets.
- ◆ His 149 career saves rank 20th on the all-time list (since 1969) and is 12th among active players.
- ◆ In his first outing of the year on April 7 vs. the Giants he saved the Dodgers' 3-0 win...suffered two losses in April on back-to-back nights to the Padres (April 11-12) but closed the month with three wins in five outings and one save.
- ◆ The two losses in April marked the first time in his career he lost a decision in the month of April and now has a 14-2 record.
- ◆ Recorded a win, loss or save in 10 of his first 12 outings.
- ◆ His second win on April 18 vs. Atlanta was the Dodgers' 1,400th at Dodger Stadium.
- ◆ Lost a season-high four straight decisions from May 8-June 12 but in that same time frame saved six games in 13 outings.
- ◆ Earned his 10th save on June 26 vs. the Astros...recorded his 14th and final save on Sept. 18 at San Francisco.
- ◆ Appeared in his 500th career game on July 1 vs. the Padres.
- ◆ Allowed a career-high seven earned runs in 2.2 innings pitched on Aug. 8 at Atlanta.
- ◆ On Aug. 13 at Cincinnati in a 4-3 Dodger win he picked up his 5th win of the season and it marked the Dodgers' 3,000th win since moving to Los Angeles.
- ◆ Won his 6th decision on Sept. 1 at Chicago.
- ◆ Had two or more saves vs. San Francisco (3), New York (2) and Chicago (2).
- ◆ Blown save opportunities came against Cincinnati (2), Houston (2), New York, Atlanta, St. Louis and San Francisco.
- ◆ Had a season and Dodger career-high four strikeouts on April 7 vs. the Giants...had two or more strikeouts in a game 10 times.
- ◆ Pitched on consecutive days 15 times and appeared in a season and Dodger career-high 3.1 innings on Sept. 1 at Chicago...pitched more than one inning 28 times.
- ◆ Left-handers batted .318 and all three home runs allowed in 1992 were to the lefties...right-handed batters averaged .295 overall.
- ◆ Allowed home runs to DAVE MAGADAN of the Mets, a pinch-hit homer to WILL CLARK of the Giants and a grand slam to TERRY PENDLETON of the Braves.
- ◆ Opponents batted .266 with runners in scoring position.
- ◆ Had an unusually high 4.01 ERA on grass fields because he has a 2.64 ERA on grass over the last five years, 7th best in the major leagues.
- ◆ Had three errors in 32 total chances (.906) and has a .930 career fielding pct. with 19 errors in 273 total chances.

MAJOR LEAGUE HIGHLIGHTS**1991:**

- ◆ Totaled 101.1 innings pitched which was tied for 3rd highest in the league, his highest since a career-high 128 in 1986, and 3rd time in career over 100 innings hurled.
- ◆ His nine wins were the most since the 1986 season and the third best among N.L. relief men.
- ◆ Held a lead 10 times, tied for 9th best in the league.
- ◆ Made his Dodger debut on Aug. 2 at Houston and pitched two scoreless innings.
- ◆ Recorded his first Dodger save on Aug. 6 at Cincinnati in a 5-2 Dodger win.
- ◆ Won his first game as a Dodger on Aug. 12 vs. the Reds.
- ◆ Won his 50th career game on Sept. 12 at Houston.
- ◆ Played in left field for one out on Oct. 1 vs. the Padres... after FRED McGRUFF flew out to right, he came back to the mound to record his 10th save.
- ◆ Also played left on Oct. 6 vs. the Giants, third time in his career.

1990:

- ◆ Ranked 1st in the National League in games finished (60), 4th in appearances (72) and 6th in saves (22).
- ◆ Won the Rolaids Relief Man Award for April and May.
- ◆ Led the Phillies with 22 saves.

1989:

- ◆ Recorded his 100th career save on Sept. 25 at New York.
- ◆ Was the Rolaids Relief Man for July when he was 1-0 with seven saves and a 0.00 ERA.
- ◆ Ranked 9th in the N.L. in saves (23) and 8th in appearances.

1987:

- ◆ Started the season on the DL (hernia) but still managed to set a Mets record for right-hand relief men by recording 25 saves, also a career-high.

1986:

- ◆ Set a Mets record with 75 appearances, 2nd in the league, but led all N.L. relievers with a career-high 128 innings pitched.
- ◆ Was 8th in saves and broke the club record for wins in relief with 14.
- ◆ Pitched 5.0 scoreless innings in the pennant-clinching NLCS Game Six, a 7-6, 16-inning win over Houston.

1985:

- ◆ Tied JESSE OROSCO for the team lead in saves and led all N.L. rookies with 17.
- ◆ Finished sixth in the balloting for N.L. Rookie-of-the-Year.

PERSONAL

- ◆ Graduate of Colerain High School in Cincinnati... played baseball, basketball and football.
- ◆ Attended Bowling Green University and played baseball... was inducted into the University's Hall of Fame in 1988.
- ◆ Known as one of the top pranksters in all of baseball.
- ◆ Favorite practical joke is "upside-down man."
- ◆ Received acting accolades for his appearance on the hit comedy *Jerry Seinfeld* show in 1991...has also made appearances on *America's Funniest People* and *MTV*.
- ◆ Has received several awards for his humanitarian service.
- ◆ Played Little League baseball.
- ◆ Hobbies include golf, fishing and hunting.
- ◆ He has a son, Logan (10-7-88).

Los Angeles Dodgers

108

McDOWELL (Continued)

ROGER ALAN McDOWELL

Year	Club	W-L	ERA	G	GS	CG	SHO	SV	IP	H	R	ER	BB	SO
1982	Shelby	6-4	3.28	12	11	4	0	0	71.1	61	34	26	30	40
	Lynchburg	2-0	2.15	4	4	2	1	0	29.1	26	12	7	11	23
1983	Jackson	11-12	4.86	27	26	9	1	0	172.1	203	111	93	71	115
1984	Jackson	0-0	3.68	3	2	0	0	0	7.1	9	3	3	1	8
1985	New York (NL)	6-5	2.83	62	2	0	0	17	127.1	108	43	40	37	70
1986	New York (NL)	14-9	3.02	75	0	0	0	22	128.0	107	48	43	42	65
1987	New York (NL)	7-5	4.16	56	0	0	0	25	88.2	95	41	41	28	32
1988	New York (NL)	5-5	2.63	62	0	0	0	16	89.0	80	31	26	31	46
1989	New York (NL)	1-5	3.31	25	0	0	0	4	35.1	34	21	13	16	15
	Philadelphia	3-3	1.11	44	0	0	0	19	56.2	45	15	7	22	32
1990	Philadelphia	6-8	3.86	72	0	0	0	22	86.1	92	41	37	35	39
1991	Philadelphia	3-6	3.20	38	0	0	0	3	59.0	61	28	21	32	28
	Los Angeles	6-3	2.55	33	0	0	0	7	42.1	39	12	12	16	22
1992	Los Angeles	6-10	4.09	65	0	0	0	14	83.2	103	46	38	42	50
ML Totals- 8 Years		57-59	3.14	532	2	0	0	149	796.1	764	326	278	301	399

McDOWELL - 1992 & CAREER VS. NATIONAL LEAGUE

	1992						Career					
	W-L	ERA	IP	ER	SO	SV	W-L	ERA	IP	ER	SO	SV
vs. West												
Atlanta	2-0	8.59	7.1	7	6	1	5-2	3.95	66.0	29	29	14
Cincinnati	1-2	11.57	4.2	6	3	1	6-8	4.01	58.1	26	18	14
Houston	0-1	3.12	8.2	3	1	1	2-7	2.44	66.1	18	39	8
Los Angeles	-	-	-	-	-	-	3-4	2.17	58.0	14	35	12
San Diego	1-2	5.00	9.0	5	3	1	5-3	2.31	78.0	20	30	16
San Francisco	1-2	2.20	16.1	4	9	3	5-7	2.85	75.2	24	41	15
West Total	5-7	4.89	46.0	25	22	7	26-31	2.93	402.1	131	192	79
vs. East												
Chicago	1-0	0.00	11.2	0	3	2	8-5	2.77	84.1	26	43	15
Montreal	0-0	2.25	8.0	2	7	0	4-2	1.66	81.1	15	40	19
New York	0-2	9.00	5.0	5	4	2	4-4	4.56	25.2	13	19	4
Philadelphia	0-0	4.50	4.0	2	8	1	2-3	3.97	45.1	20	33	5
Pittsburgh	0-0	9.00	3.0	3	1	1	5-5	3.75	69.2	29	33	13
St. Louis	0-1	1.50	6.0	1	5	1	8-9	4.52	87.2	44	39	14
East Total	1-3	3.11	37.2	13	28	7	31-28	3.36	394.0	147	207	70
1992 Totals	6-10	4.09	83.2	38	50	14	57-59	3.14	796.1	278	399	149

1992 & CAREER BY MONTH

	1992	Career
In April	3-2 1.59 11.1 2 9 2	14-2 2.85 85.1 27 47 13
May	0-3 3.52 15.1 6 11 5	8-10 3.10 145.0 50 77 29
June	1-1 3.86 9.1 4 4 3	8-14 3.75 136.2 57 70 17
July	0-1 4.26 12.2 6 14 2	4-10 2.27 127.0 32 67 27
August	1-1 6.89 15.2 12 5 0	15-12 3.45 156.2 60 71 30
Sept.-Oct.	1-2 3.72 19.1 8 7 2	8-11 3.21 145.2 52 67 33

1992 & CAREER STATISTICAL BREAKDOWN

	1992	Career
Home	2-2 2.92 37.0 12 27 8	33-26 2.83 382.0 120 194 68
Road	4-8 5.01 46.2 26 23 6	24-33 3.43 414.1 158 205 81
Starter	-	0-1 7.84 10.1 9 5 -
Reliever	6-10 4.09 83.2 38 50 14	57-58 3.08 786.0 269 394 14
Before ASG	4-6 2.25 42.1 12 33 11	32-28 3.06 408.2 139 220 69
After ASG	2-4 5.66 41.1 26 17 3	25-31 3.23 387.2 139 179 80

LEAGUE CHAMPIONSHIP SERIES RECORD

Year	Club, Opp.	W-L	ERA	G	GS	CG	SHO	SV	IP	H	R	ER	BB	SO
1986	N.Y. vs. Hou.	0-0	0.00	2	0	0	0	0	7.0	1	0	0	0	3
1988	N.Y. vs. L.A.	0-1	4.50	4	0	0	0	0	6.0	6	3	3	2	5
LCS Totals		0-1	2.08	6	0	0	0	0	13.0	7	3	3	2	8

WORLD SERIES RECORD

Year	Club, Opp.	W-L	ERA	G	GS	CG	SHO	SV	IP	H	R	ER	BB	SO
1988	N.Y. vs. Bos.	1-0	4.91	5	0	0	0	0	7.1	10	5	4	6	2

MISCELLANEOUS STATISTICS

Year	Pitching Totals					Avg.	AB	Hitting Totals					
	IBB	HB	WP	BK	HR			R	H	2B	3B	HR	RBI
1985	8	1	6	2	9	.158	19	1	3	1	0	0	1
1986	5	3	3	3	4	.278	18	1	5	0	0	0	3
1987	4	2	3	1	7	.231	13	1	3	1	0	0	0
1988	7	3	6	1	1	.333	9	1	3	3	0	0	2
1989	8	3	3	1	3	.333	3	0	1	0	0	0	0
1990	9	2	1	1	2	.000	2	0	0	0	0	0	0
1991	20	2	2	0	4	.000	2	0	0	0	0	0	0
1992	13	1	4	1	3	.000	3	1	0	0	0	0	0
ML Totals	74	17	28	10	33	.217	69	5	15	5	0	0	6

MCDOWELL'S CAREER TRANSACTIONS

- ◆ Selected by the New York Mets as the third pick in the June 1982 Free Agent Draft.
- ◆ Traded to Philadelphia with Lenny Dykstra and Tom Edens on June 18, 1989 for Juan Samuel.
- ◆ Traded to Los Angeles on July 31, 1991 for Mike Hartley and Braulio Castillo.

DISABLED LIST

- ◆ March 29-May 14, 1987 (Hernia).
- ◆ July 1-18, 1991 (Left rib cage).

MCDOWELL'S CAREER AND GAME HIGHS

Most Innings Pitched- Starter: 5.1, April 28, 1985 vs. Pittsburgh (with Mets)
Most Innings Pitched- Reliever: 4.2, May 14, 1985 at Atlanta (with Mets)
Most Strikeouts: 5, June 3, 1985 at Los Angeles (with Mets)
Longest Winning Streak: 4 games, Aug. 31-Sept. 12, 1991
Longest Losing Streak: 6 games, May 19-July 23, 1991

Top Strikeout Performances by Dodger Pitchers
Single-Game Highs

1. 18 - Sandy Koufax Aug. 31, 1959 vs. San Francisco
Sandy Koufax April 24, 1962 at Chicago
Ramon Martinez June 4, 1990 vs. Atlanta
4. 17 - Dazzy Vance July 20, 1925 vs. St. Louis (10)
5. 16 - Nap Rucker July 24, 1909 vs. Philadelphia
Sandy Koufax June 22, 1959 vs. Philadelphia
Sandy Koufax May 26, 1962 vs. Philadelphia
Sandy Koufax July 27, 1966 vs. Philadelphia (11)
9. 15 - Dazzy Vance May 2, 1922 vs. New York
Dazzy Vance Aug. 15, 1924 vs. Chicago
Dazzy Vance Sept. 26, 1926 vs. Chicago
Dazzy Vance June 17, 1927 vs. Chicago
Van Lingle Mungo Sept. 29, 1935 vs. Philadelphia
Karl Spooner Sept. 22, 1954 vs. NY Giants
Sandy Koufax May 6, 1960 vs. Philadelphia
Sandy Koufax May 28, 1960 vs. Philadelphia
Sandy Koufax Sept. 20, 1961 vs. Chicago
Fernando Valenzuela May 23, 1984 at Philadelphia

RAUL MONDESI

OUTFIELDER

Height: 5-11 **Weight:** 202
Bats: Right **Throws:** Right
Opening Day Age: 22
Birth Date: March 12, 1971
Birthplace: San Cristobal, DR
M.L. Service: None
How Obtained: Signed by Los Angeles as a free agent on June 6, 1988
Contract Status: Signed through 1993


43

1992 NOTES

- He spent the entire season in the minor leagues, splitting time between Albuquerque (AAA) and San Antonio (AA).
- Started the season at Albuquerque where he hit .312 in 35 games with four home runs and 15 RBI including a .329 average for the month of April.
- Was sent to San Antonio in late May and batted .265 for San Antonio with two home runs and 14 RBI in 18 games before being sidelined with a wrist injury.
- Had surgery performed by Dr. Norm Zemel on his left fractured wrist (hamate) on July 1 at Centinela Hospital Medical Center.
- Missed the month of July and played just seven games in August due to a knee injury.
- Had surgery on his left knee (medial meniscus) on Aug. 25, 1992 performed by Dr. Ralph Gambardella at Centinela Hospital Medical Center.
- Had a combined 14 outfield assists and totaled eight errors in 142 total chances (.944).
- Was named *Baseball America's* top prospect in the Texas League as voted by Texas League managers.
- Was tabbed the 21st top prospect in the minor leagues by *Baseball America* (7th top OF) for 1992.
- Batted .265 for Escogido in Winter League play with two home runs, 14 RBI and seven stolen bases.

MINOR LEAGUE HIGHLIGHTS

1991:

- Played at three different levels and batted a combined .277 with eight home runs and 39 RBI in 83 games.
- Chosen by *Baseball America* as the outfielder with the best arm in the California League and the 5th best prospect in the league.
- Selected by *The Sporting News* as one of the top 50 minor league prospects.
- On the disabled list for nearly two months with a knee injury.
- Played 42 games for Escogido in the Dominican Winter League and hit .220 with three home runs and 15 RBI.

1990:

- Played for the Great Falls league championship team and was a Pioneer League All-Star.
- Was the team leader in stolen bases.

1989:

- ◆ Played for the Dominican Summer League Championship Santo Domingo Dodgers and led the club with 15 doubles and was 3rd in runs scored (32).

PERSONAL

- ◆ Resides in San Cristobal, DR.
- ◆ Participated in baseball and basketball at Liceo Manual Maria Valencia High School.

RAUL MONDESI

Year	Club	Avg.	G	AB	R	H	2B	3B	HR	RBI	BB	SO	SB
1988	Santo Domingo	.222	36	117	21	26	10	1	2	44	23	36	4
1989	Santo Domingo	.276	46	156	32	43	15	3	2	27	16	26	8
1990	Great Falls	.303	44	175	35	53	10	4	8	31	11	30	30
1991	Bakersfield	.283	28	106	23	30	7	2	3	13	5	21	9
	San Antonio	.272	53	213	32	58	10	5	5	26	8	47	7
	Albuquerque	.333	2	9	3	3	0	1	0	0	0	1	1
1992	Albuquerque	.312	35	138	23	43	4	7	4	15	9	35	2
	San Antonio	.265	18	68	8	18	2	2	2	14	1	24	3

MONDESI'S CAREER TRANSACTIONS

- ◆ Signed by Los Angeles as a free agent on June 6, 1988

CHRIS NICHING

RIGHT-HANDED PITCHER

Height: 6-1 **Weight:** 205
Bats: Right **Throws:** Right
Opening Day Age: 26
Birth Date: May 13, 1966
Birthplace: Cincinnati, OH
M.L. Service: None
How Obtained: Dodgers' #3 selection in the June 1987 Free Agent Draft
Contract Status: Signed through 1993



62

1992 NOTES

- ◆ Returned after missing the 1990 and 1991 seasons due to injuries.
- ◆ Opened the year in San Antonio (AA) and was named Dodger Minor League Pitcher of the Month for April when he compiled a 2-1 record, 1.48 ERA and 30 strikeouts in 24.1 innings...named Dodger Minor League Pitcher of the Week for the week ending May 5.
- ◆ Was promoted to Albuquerque (AAA) in mid-May...went 1-3 in 10 games with a 7.93 ERA... returned to San Antonio in late June and stayed there the rest of the season.
- ◆ Finished at San Antonio with a 4-5 record.
- ◆ Was a combined 5-8 at San Antonio and Albuquerque in 23 games, 22 as a starter...had a 4.40 ERA in 120.2 innings of work...struck out 110 batters...in all three seasons he's pitched, has fanned more than 100 batters.
- ◆ Posted a 2-0 mark and 1.81 ERA for Hermosillo in Winter League play.

MINOR LEAGUE HIGHLIGHTS

1989:

- ◆ Struggled through a tough season at San Antonio recording a 4-14 mark and 5.03 ERA...made 26 starts and had two complete games...pitched 154 innings and had 136 strikeouts.

1988:

- ◆ Played at Vero Beach and had an 11-4 record while leading the league and team with 151 strikeouts...had a fine 2.09 ERA (3rd in the Florida State League) with five complete games and one shutout...allowed just 90 hits in 138 innings.
- ◆ Named to FSL All-Star team.

PERSONAL

- ◆ Pitched for the silver medal USA team at the 1987 Pan American Games.
- ◆ Attended Elder High School in Cincinnati where he was an all-city pitcher as a junior and senior.
- ◆ Attended Northwestern University where he holds school records for most games (25) and saves (12) in a single season.
- ◆ Hobbies are running, swimming, biking and music.

CHRISTOPHER THOMAS NIGHTING

Year	Club	W-L	ERA	G	GS	CG	SHO	SV	IP	H	R	ER	BB	SO
1988	Vero Beach	11-4	2.09	21	19	5	1	1	138.0	90	40	32	51	151
1989	San Antonio	4-14	5.03	26	26	2	0	0	154.0	160	96	86	101	136
1990	San Antonio													
1991	San Antonio													
1992	Albuquerque	1-3	7.93	10	9	0	0	0	42.0	64	42	37	23	25
	San Antonio	4-5	2.52	13	13	0	0	0	78.2	58	25	22	37	81

NIGHTING'S CAREER TRANSACTIONS

- ◆ Selected by Los Angeles in the third round in the June 1987 Free Agent Draft.

JOSE

OFFERMAN

INFIELDER

Height: 6-0 **Weight:** 165
Bats: Both **Throws:** Right
Opening Day Age: 24
Birth Date: November 8, 1968
Birthplace: San Pedro de Macoris, DR
M.L. Service: 1 year and 129 days
How Obtained: Signed by Los Angeles as a free agent on July 24, 1986
Contract Status: Signed through 1993



30

1992 NOTES

- ◆ Batted a career-high .260 in 149 games with one home run, 30 RBI and 23 stolen bases...his 23 stolen bases were second highest on the club.
- ◆ Was the Opening Day shortstop...ALFREDO GRIFFIN had held the starting job the previous four seasons (1988-91).

- ◆ His .260 average was the highest by a Dodger starting shortstop since BILL RUSSELL, hit .260 in 1985...Offerman also totaled eight triples, tied for 6th in the N.L. and the most by a Dodger shortstop since Russell collected nine in 1970...his eight triples, along with BRETT BUTLER'S 11 triples, marked the first time two Dodgers had seven or more triples in a season since 1970.
- ◆ On June 7 he went from first to third base on a TOM CANDIOTTI sacrifice bunt and scored the game's only run on a BRETT BUTLER single in the 5th inning in a Dodger 1-0 win over the Reds.
- ◆ Came close to being the first Dodger to hit for the cycle since WES PARKER accomplished the feat on May 7, 1970 vs. the Mets when he collected a single, double and triple on Aug. 11 at Cincinnati in an 8-4 Dodger win.
- ◆ Collected a home run nine days later on Aug. 20 against the Mets and JOHN FRANCO...it was Offerman's second career home run and first in 578 at-bats...only other career home run happened in his first major league at-bat on Aug. 1990, vs. Montreal off DENNIS MARTINEZ.
- ◆ Scored a career-high three runs in a game on June 29 vs. San Diego.
- ◆ Batted leadoff on June 21 at Houston and went 1-for-4...marked the first time of the year he batted in the leadoff position...moved to the leadoff spot permanently on July 11...batted .265 overall as a leadoff hitter (71-for-268) with 42 runs scored and 14 stolen bases.
- ◆ Missed eight games from Aug. 30-Sept. 7 due to a strained left groin muscle...returned to the lineup on Sept. 8.
- ◆ Recorded a career-high nine-game hitting streak from Aug. 29-Sept. 15, going 16-for-37 (.432) with three doubles and two RBI...hit in 17 of 18 games from Aug. 19-Sept. 15, batting .405 (30-for-74) and raising his average to a season-high .277.
- ◆ Had a season and career-high three hits in a game eight times, the last time on Aug. 25 vs. Pittsburgh
- ◆ Totaled 38 multi-hit games and four multi-RBI games (all 2 RBI games).
- ◆ Batted .216 in April but hit .267 the rest of the season (123-for-460).
- ◆ Totaled 42 errors, the most in the major leagues and the highest by a Dodger shortstop since PEE WEE REESE totaled 47 in 1941...in comparison to other Dodgers in their first full season at shortstop, BILL RUSSELL committed 34 errors in 1972, MAURY WILLS totaled 40 in 1960 and PEE WEE REESE had 47 miscues in 1941.
- ◆ Started 146 games at shortstop (149 games overall)...has 196 career starts at shortstop.
- ◆ Batted .282 on artificial turf and .254 on natural grass.
- ◆ Hit .276 with runners in scoring position, up from his .158 average in 1991...he was 1-for-6 with the bases loaded (.167) and is 1-for-8 in his Dodger career.
- ◆ Grounded into just five double plays in 534 at-bats compared to five GIDP in 113 at-bats in 1991.
- ◆ Was a .297 first pitch-hitter (22-for-74) and batted .349 (38-for-109) ahead on the count.
- ◆ After batting .111 vs. RHP in 1991, improved to .255 in 1992...has a .224 career average vs. RHP...has a .267 career mark vs. LHP and batted .269 in 1992.
- ◆ Batted .298 in winter league play for Licey (14-for-47).

MAJOR LEAGUE HIGHLIGHTS

1991:

- ◆ Started the season at Albuquerque and was recalled on May 10...batted .194 in 14 games before being optioned back to Albuquerque on May 29.
- ◆ Started 13 games at shortstop for the Dodgers in May and did not commit an error.
- ◆ Recalled from Albuquerque on Aug. 6 and remained with the Dodgers the rest of the season.
- ◆ Reached base safely in 20 of his last 24 starts.

- ◆ Played 50 games at shortstop, 37 starts...batted in the 8th position in all 37 starts and batted .200 (22-for-110).
- ◆ Played for Licey in the winter league and batted .231 in 21 games with seven stolen bases.

1990:

- ◆ Recalled from Albuquerque on Aug. 18 and made a dramatic major league debut on Aug. 19 against the Montreal Expos in Los Angeles, going 3-for-5 with a HR, RBI and stolen base.
- ◆ In his first major league at-bat he homered off DENNIS MARTINEZ, becoming the first L.A. Dodger to homer in his first plate appearance, the 5th in club history and the 55th major leaguer to accomplish the feat...the other four Dodgers were DAN BANKHEAD (1947), ERNIE KOY (1938), GORDON SLADE (1930) and CLISE DUDLEY (1929).

MINOR LEAGUE HIGHLIGHTS**1991:**

- ◆ Was named by *Baseball America* as the third best prospect in the Pacific Coast League, as voted on by PCL managers.

1990:

- ◆ Named *The Sporting News* Minor League Player of the Year...*Baseball America* tabbed the shortstop as a top prospect the last three years.

1989:

- ◆ Selected to the California League All-Star team at shortstop.
- ◆ Split the season at Bakersfield and San Antonio and combined to bat .296 with 26 extra-base hits, 44 RBI and 69 stolen bases.
- ◆ Led the Dominican League in stolen bases.

1988:

- ◆ Named the No. 1 prospect by the Pioneer League coaches and managers after batting .331 in 60 games for Great Falls.
- ◆ Set the then-Pioneer League record with 57 stolen bases.

PERSONAL

- ◆ Attended Colegio Biblico Cristiano College...played basketball, volleyball and baseball.
- ◆ Signed by scouts Ralph Avila and Elvio Jimenez.

JOSE ANTONIO OFFERMAN

Year	Club	Avg.	G	AB	R	H	2B	3B	HR	RBI	BB	SO	SB
1988	Great Falls	.331	60	251	75	83	11	5	2	28	38	42	57
1989	Bakersfield	.306	62	245	53	75	9	4	2	22	35	48	37
	San Antonio	.288	68	278	47	80	6	3	2	22	40	39	32
1990	Albuquerque	.326	117	454	104	148	16	11	0	56	71	81	60
	Los Angeles	.155	29	58	7	9	0	0	1	7	4	14	1
1991	Albuquerque	.298	79	289	58	86	8	4	0	29	47	58	32
	Los Angeles	.195	52	113	10	22	2	0	0	3	25	32	3
1992	Los Angeles	.260	149	534	67	139	20	8	1	30	57	98	23
ML Totals-3 years		.241	230	705	84	170	22	8	2	40	86	144	27

Home Runs in First Appearance

Five Dodgers have hit home runs in their first major league appearance and two of the four have come by a pitcher. Four home runs were hit for the Brooklyn Dodgers. They are: pitcher Dan Bankhead, Aug. 26, 1947; pitcher Clise Dudley, April 27, 1929; outfielder Ernie Koy, April 19, 1938; and infielder Gordon Slade, May 24, 1930. On August 28, 1990, Jose Offerman became the first Los Angeles Dodger to hit a home run in his first major league appearance.

OFFERMAN - 1992 & CAREER vs. NATIONAL LEAGUE

	1992					Career				
	AVG	AB	H	HR	RBI	AVG	AB	H	HR	RBI
vs. West										
Atlanta	.153	59	9	0	3	.155	71	11	0	5
Cincinnati	.279	61	17	0	3	.250	80	20	0	4
Houston	.306	62	19	0	6	.264	87	23	0	6
Los Angeles	-	-	-	-	-	-	-	-	-	-
San Diego	.284	67	19	0	1	.240	96	23	0	4
San Francisco	.155	71	11	0	3	.159	88	14	0	4
West Total	.234	320	75	0	16	.216	422	91	0	23
vs. East										
Chicago	.400	35	14	0	3	.357	42	15	0	4
Montreal	.244	41	10	0	1	.271	59	16	1	2
New York	.282	39	11	1	4	.228	57	13	1	5
Philadelphia	.325	40	13	0	2	.286	56	16	0	2
Pittsburgh	.321	28	9	0	2	.333	30	10	0	2
St. Louis	.226	31	7	0	2	.231	39	9	0	2
East Total	.299	214	64	1	14	.279	283	79	2	17
1992 Totals	.260	534	139	1	30	.241	705	170	2	40

1992 & CAREER BY MONTH

	1992	Career
In April	.216 74 16 0 4	.216 74 16 0 4
May	.281 64 18 0 4	.248 105 26 0 5
June	.286 91 26 0 5	.286 91 26 0 5
July	.243 115 28 0 3	.243 115 28 0 3
August	.309 97 30 1 8	.261 180 47 2 12
Sept.-Oct.	.226 93 21 0 6	.193 140 27 0 11

1992 & CAREER STATISTICAL BREAKDOWN

	1992	Career
Home	.272 283 77 1 20	.253 379 96 2 24
Road	.247 251 62 0 10	.227 326 74 0 16
Before ASG	.254 279 71 0 16	.247 320 79 0 17
After ASG	.267 255 68 1 14	.236 385 91 2 23
vs. RHP	.255 333 85 0 23	.224 428 96 1 29
vs. LHP	.269 201 54 1 7	.267 277 74 1 11
Pinch Hit	.000 1 0 0 0	.000 4 0 0 0

MISCELLANEOUS STATISTICS

Year	Batting Totals						Fielding Totals							
	IBB	HB	SF	SH	CS	CS	POS	PCT	G	PO	A	E	TC	DP
1990	1	0	0	1	0	12	INF	.946	27	30	40	4	74	5
1991	2	1	0	1	2	24	INF	.945	50	50	121	10	181	17
1992	4	0	2	5	16	178	INF	.935	149	208	298	42	648	74
ML Totals	7	1	2	7	18	214		.938	226	288	559	56	903	96

OFFERMAN'S CAREER TRANSACTIONS

- ◆ Signed as a free agent by Los Angeles on July 24, 1986.

OFFERMAN'S CAREER AND GAME HIGHS

- Most Hits:** 3 (10 times), last time Aug. 25, 1992 vs. Pittsburgh
- Most RBI:** 2 (5 times), last time Sept. 18, 1992 at San Francisco
- Most HR:** 1 (2 times), last time Aug. 20, 1992 vs. New York
- Longest Hitting Streak:** 9 games, Aug. 29-Sept. 15, 1992
- Most Stolen Bases:** 2, Aug. 21, 1992 vs. Chicago

MIKE PIAZZA

CATCHER

Height: 6-3 **Weight:** 197
Bats: Right **Throws:** Right
Opening Day Age: 24
Birth Date: September 4, 1968
Birthplace: Norristown, PA
M.L. Service: 34 days
How Obtained: Dodgers' 62nd
 round pick (#61 selection) in the
 June 1988 Free Agent Draft
Contract Status: Signed
 through 1993



31

1992 NOTES

- ◆ Was recalled from Albuquerque when the rosters expanded on Sept. 1.
- ◆ Started 16 games for the Dodgers at catcher and appeared in a total of 21 games and batted .232 with one home run and seven RBI.
- ◆ Made his major league debut on Sept. 1 at Chicago and went 3-for-3 as the starting catcher with a double, a walk and caught DWIGHT SMITH attempting to steal...after 4 hours and 30 minutes (longest Dodger game of the season) the Dodgers finally won 5-4 in 13 innings.
- ◆ First major league hit was a double off MIKE HARKEY in the 4th inning.
- ◆ Hit his first major league home run on Sept. 12 off STEVE REED of the Giants, a three-run homer to the right field pavilion at Dodger Stadium.
- ◆ Also collected a career-high three RBI on Sept. 12.
- ◆ On Oct. 1 at Cincinnati he collected three hits for the second time in 1992 and also had his second multi-RBI game with two RBI.
- ◆ Had a personal best four-game hitting streak from Sept. 20-27.
- ◆ Threw out four of 14 base stealers (28.6%)...has not caught a game for RAMON MARTINEZ.
- ◆ Batted .207 on artificial turf and .250 on grass fields.
- ◆ Was 4-for-20 (.200) with runners in scoring position...was 2-for-9 (.222) with runners at third and still waiting for first at-bat with bases loaded.
- ◆ Was 2-for-5 as a pinch-hitter with two RBI.
- ◆ Played for the champion Sun Cities team in the Arizona Fall League and batted .291 with three home runs and 23 RBI.
- ◆ Started the 1992 season at San Antonio (AA) where he batted .377 in 31 games with seven home runs and 20 RBI.
- ◆ Was promoted to Albuquerque where he hit a team-high .341 in 94 games with 16 home runs and 69 RBI...his .341 average was 4th in the Pacific Coast League and tops among catchers...he also finished 3rd in the PCL with a .564 slugging percentage.
- ◆ Had a 25-game hitting streak for Albuquerque, tied for 2nd longest in minor league baseball...it was also the 2nd longest in Dukes history.
- ◆ Had a combined .350 batting average which was an organizational high...also led all Dodger minor leaguers with 165 hits and 89 RBI.
- ◆ Was 2nd in the Dodger farm system with 33 doubles and 23 home runs and was 4th with 72 runs.
- ◆ Was named the Dodgers' Minor League Player of the Year.

- ◆ Postseason honors included *Baseball America* 5th Top Prospect in the PCL and *Baseball America* Triple-A All-Star team.
- ◆ Was named to the PCL All-Star team and the PCL Postseason All-Star team.
- ◆ Was among the finalists for Minor League Player of the Year as voted by *The Sporting News*, *Baseball America* and *USA Today*.

MINOR LEAGUE HIGHLIGHTS

1991:

- ◆ Led the Dodger minor league system with 29 home runs, the most by a Dodger since FRANKLIN STUBBS hit 32 in 1985.
- ◆ His 29 homers were 4th highest among all minor leaguers and 2nd among all Single-A players.
- ◆ Was selected to *Baseball America's* Single-A All-Star team.
- ◆ Topped all Single-A players in slugging percentage (.540) and extra base hits (58).
- ◆ Led Bakersfield in home runs, RBI, slugging percentage, extra base hits, total bases and doubles.
- ◆ Played winter ball for Mexicali and hit .330 with 16 home runs and 45 RBI.

1990:

- ◆ Helped lead the Vero Beach Dodgers to the Florida State League championship.

1989:

- ◆ First year in pro ball at Salem and was named to the Northwest League All-Star team.

PERSONAL

- ◆ Played one year at Miami-Dade North Community College.
- ◆ Graduated from Phoenixville Area High School in Pennsylvania where he was named league Most Valuable Player in baseball.
- ◆ Was an American Legion MVP.
- ◆ He is the godson of manager Tommy Lasorda.
- ◆ Hobbies include golf and music...big fan of hockey.
- ◆ Signed by Ben Wade, Gib Bodet and Bob Darwin.

MICHAEL JOSEPH PIAZZA

Year	Club	Avg.	G	AB	R	H	2B	3B	HR	RBI	BB	SO	SB
1989	Salem	.268	57	198	22	53	11	0	8	25	13	51	0
1990	Vero Beach	.250	88	272	27	68	20	0	6	45	11	68	0
1991	Bakersfield	.277	117	448	71	124	27	2	29	80	47	83	0
1992	San Antonio	.377	31	114	18	43	11	0	7	20	13	18	0
	Albuquerque	.341	94	358	54	122	22	5	16	69	37	57	1
	Los Angeles	.232	21	69	5	16	3	0	1	7	4	12	0
ML Totals-1 year		.232	21	69	5	16	3	0	1	7	4	12	0

1992 Rookie of the Year Voting

Player	1st	2nd	3rd	Total
Eric Karros, LA	22	2	-	116
Moises Alou, Mtl	2	8	6	40
Reggie Sanders, Cin	-	7	2	23
Tim Wakefield, Pgh	-	4	7	19
Donovan Osborne, StL	-	3	3	12
Mike Perez, StL	-	-	2	2
Ben Rivera, Phil	-	-	-	1
Frank Seminara, SD	-	-	-	1
Brian Williams, Hst	-	-	-	1
Mark Wohlers, Atl	-	-	-	1

PIAZZA - 1992 & CAREER vs. NATIONAL LEAGUE

	1992					Career				
	AVG	AB	H	HR	RBI	AVG	AB	H	HR	RBI
vs. West										
Atlanta	.286	7	2	0	1	.286	7	2	0	1
Cincinnati	.333	12	4	0	2	.333	12	4	0	2
Houston	.167	18	3	0	0	.167	18	3	0	0
Los Angeles	—	—	—	—	—	—	—	—	—	—
San Diego	.000	8	0	0	1	.000	8	0	0	1
San Francisco	.231	13	3	1	3	.231	13	3	1	3
West Total	.207	58	12	1	7	.207	58	12	1	7
vs. East										
Chicago	1.000	3	3	0	0	1.000	3	3	0	0
Montreal	—	—	—	—	—	—	—	—	—	—
New York	—	—	—	—	—	—	—	—	—	—
Philadelphia	—	—	—	—	—	—	—	—	—	—
Pittsburgh	.125	8	1	0	0	.125	8	1	0	0
St. Louis	—	—	—	—	—	—	—	—	—	—
East Total	.364	11	4	0	0	.364	11	4	0	0
1992 Totals	.232	69	16	1	7	.232	69	16	1	7

1992 & CAREER BY MONTH

	AVG	AB	H	HR	RBI	AVG	AB	H	HR	RBI
In April	—	—	—	—	—	—	—	—	—	—
May	—	—	—	—	—	—	—	—	—	—
June	—	—	—	—	—	—	—	—	—	—
July	—	—	—	—	—	—	—	—	—	—
August	—	—	—	—	—	—	—	—	—	—
Sept.-Oct.	.232	69	16	1	7	.232	69	16	1	7

1992 & CAREER STATISTICAL BREAKDOWN

	AVG	AB	H	HR	RBI	AVG	AB	H	HR	RBI
Home	.278	18	5	1	4	.278	18	5	1	4
Road	.216	51	11	0	3	.216	51	11	0	3
Before ASG	—	—	—	—	—	—	—	—	—	—
After ASG	.232	69	16	1	7	.232	69	16	1	7
vs. RHP	.205	39	8	1	3	.205	39	8	1	3
vs. LHP	.267	30	8	0	4	.267	30	8	0	4
Pinch Hit	.400	5	2	0	2	.400	5	2	0	2

MISCELLANEOUS STATISTICS

Year	Batting Totals							POS	PCT	Fielding Totals					
	IBB	HB	SF	SH	CS	TB	G			PO	A	E	TC	DP	
1992	0	1	0	0	0	22	C	.990	16	94	7	1	102	1	

PIAZZA'S CAREER TRANSACTIONS

- ◆ Selected by Los Angeles in the 62nd round of the June 1988 Free Agent Draft.

PIAZZA'S CAREER AND GAME HIGHS

Most Hits: 3 (two times), last time Oct 1, 1992 at Cincinnati

Most RBI: 3, Sept. 12, 1992 vs. San Francisco

Most HR: 1, Sept. 12, 1992 vs. San Francisco

Longest Hitting Streak: 4 games, Sept. 20-27, 1992

Rookie Rule

The Baseball Writers Association of America considers a player a rookie unless during the previous season he has (a) exceed 130 at-bats or 50 innings pitched in the major leagues; or (b) accumulated more than 45 days on the active roster of a major league club (excluding military service) from Opening Day until August 31.

EDDIE PYE

INFIELDER

Height: 5-10 **Weight:** 175
Bats: Right **Throws:** Right
Opening Day Age: 26
Birth Date: February 13, 1967
Birthplace: Columbia, TN
M.L. Service: None
How Obtained: Dodgers' #9
 selection in the June 1988
 Free Agent Draft
Contract Status: Signed
 through 1993


60

1992 NOTES

- ◆ Hit .302 in 72 games for Albuquerque (AAA)...had 11 doubles, two triples and one home run...drove in 25 runs and scored 30... due to an injury didn't play in his first game until late May.
- ◆ Was Dodger Minor League Player of the Month in July when he hit .400 (38-for-95), scored 19 runs and drove in 12.
- ◆ Hit .522 vs. Edmonton (12-for-23) with eight runs and six RBI.
- ◆ Played 39 games at third base, 19 at second base and three at shortstop.
- ◆ Hit .333 at home (32-for-96) and .278 on the road (35-for-126).

MINOR LEAGUE HIGHLIGHTS

1991:

- ◆ Played in just 12 games for Albuquerque, but hit .433 (13-for-30) with eight RBI.

1990:

- ◆ Spent the entire season at San Antonio where he hit .248 in 119 games and helped the Missions to the Texas League finals... scored 67 runs and drove in 44...finished second on the team in triples (7) and third in stolen bases (19).

1989:

- ◆ Hit .258 for the Bakersfield Dodgers as he played in a career-high 129 games...also set personal bests in hits (126), doubles (21) and at-bats (488)...was the starting second baseman for the league champions.

1988:

- ◆ In his first pro season, hit .300 (71-for-237) for the league champion Great Falls team, one of seven starters to hit .300 or better... stole 19 bases and scored 50 runs.

PERSONAL

- ◆ Attended Columbia Central High School in Tennessee where he was an all-district selection in baseball, basketball and football.
- ◆ Was an All-Ohio Valley Conference baseball selection at Middle Tennessee State his sophomore and junior years.
- ◆ Enjoys water skiing and listening to a variety of music.

EDWARD ROBERT PYE

Year	Club	Avg.	G	AB	R	H	2B	3B	HR	RBI	BB	SO	SB
1988	Great Falls	.300	61	237	50	71	8	4	2	30	29	26	19
1989	Bakersfield	.258	129	488	59	126	21	2	8	47	41	87	19
1990	San Antonio	.248	119	455	67	113	18	7	2	44	45	68	19
1991	Albuquerque	.433	12	30	4	13	1	0	1	8	4	4	1
1992	Albuquerque	.302	72	222	30	67	11	2	1	25	13	41	6

PYE'S CAREER TRANSACTIONS

- ♦ Selected by Los Angeles in the 10th round (9th pick) of the June 1988 Free Agent Draft.

INFIELDER

JOE REED

Height: 5-9 **Weight:** 165
Bats: Right **Throws:** Right
Opening Day Age: 30
Birth Date: July 26, 1962
Birthplace: Tampa, FL
M.L. Service: 5 years and 29 days
How Obtained: Traded to Los Angeles from Colorado for right-handed pitcher Rudy Seanez on November 17, 1992
Contract Status: Signed through 1993



3

1992 NOTES

- ♦ Batted .247 for the Red Sox with three home runs and 40 RBI in 143 games...his 143 games were his lowest since playing 109 his rookie season in 1988.
- ♦ Marked the first time in his career he batted below .280... has a .280 career batting average in six major leagues seasons, all with the Red Sox.
- ♦ One of the premier doubles hitters in baseball, only totaled 27 in 1992 after collecting 42 or more doubles the previous three seasons...hit 15 doubles in his first 45 games and totaled 12 in his remaining 98 games.
- ♦ During the past four seasons he has totaled 156 doubles, second in the major leagues to former teammate WADE BOGGS, who has collected 159 doubles.
- ♦ In 141 starts at second base (142 overall), he made 14 errors (three throwing) in 790 total chances...he was among eight A.L. second basemen who started 100 or more games and finished tied for 5th in fielding pct., 2nd with 472 assists, 2nd in double plays with 113 and 2nd in total chances...was 4th in the A.L. in total putouts with 304.
- ♦ Defensively he has a career .979 fielding pct. while playing second, shortstop and third base...his fielding pct. has improved in each of the past three seasons (.979, .9819, .9822)...finished 2nd in the 1990 Gold Glove Award voting for A.L. second basemen.
- ♦ His three home runs came on April 11 at Cleveland, July 8 vs. the Royals and Aug. 3 vs. Toronto...two of his homers were hit over the left field wall and had six shots bounce off The Green Monster... has 17 career home runs.
- ♦ Had a season-high three hits 10 times...totaled 37 multi-hit games for the Red Sox, second only to WADE BOGGS, who totaled 40.

- Had a career-high 14-game hitting streak from April 26-May 10 and was 25-for-63 (.397)...also put together an 11-game hitting streak from May 26-June 6 and was 17-for-47 (.362).
- Tied his career high with three RBI on July 19 at Minnesota...it was his 10th three-RBI game in his career...totaled seven multi-RBI games.
- Utilized in the batting order in four different spots...batted .236 (45-for-191) in 47 games in the leadoff spot, 49 games in the 2nd slot and hit .250 (50-for-200), 38 games in the 6th position and batted .254 (33-for-130) and hit .231 (6-for-26) in the 7th spot in 7 games.
- As a leadoff hitter he has a .269 average in the last five years along with a .284 average in the second spot in the lineup.
- Drove in a Red Sox-high 19 runners on 3rd base in 30 chances with less than two out.
- Batted .238 with runners in scoring position with 36 RBI...his 36 RBI was 3rd on the Red Sox squad...has a career average of .273 (160-for-586) with runners in scoring position.
- Was 5-for-15 (.333) with the bases loaded with 12 RBI and has a .306 career batting average (19-for-62) with 49 RBI...has stuck out only two times in his career with the bases full.
- Batted .246 on natural grass and .254 on artificial turf.
- Batted .242 vs. RHP but has a .279 career average...hit .269 vs. LHP and has a .282 lifetime mark vs. LHP...last five years he has hit .279 against both LHP and RHP.
- Struggled after the All-Star break, batting .223, but has a .288 lifetime average after the break.

MAJOR LEAGUE HIGHLIGHTS

1991:

- Had career-highs in hits (175), runs (87), RBI (60) and at-bats (618).
- Tied for 4th in the A.L. in doubles (42), his 3rd straight season with over 40 doubles.
- Established a career high and tied for 9th in the N.L. with 54 multi-hit games.
- Was the Red Sox' top road hitter for the second consecutive season, batting .304 (93-for-306) away from Fenway.
- Hit .304 (42-for-138) with 49 RBI with runners in scoring position.
- In 13 plate appearances with the bases loaded he hit .364 (4-for-11) with two doubles and 10 RBI.
- Drove in 22 of 33 runners on third base with less than two out.
- Batted leadoff 36 times (47-for-149, .315), second 112 times (123-for-457, .269) and 8th three times (5-for-12, .417).
- Appeared in 152 games (150 starts at 2B) with 14 errors in 770 total chances for a .982 fielding percentage...4th best in the A.L.
- Was 3rd in the A.L. in total chances and putouts (312), 2nd in double plays (109) and tied for 4th in assists (444).
- Only ROBERTO ALOMAR of Toronto (160) and HAROLD REYNOLDS of Seattle (159) were in more games at second base.
- Started at shortstop on June 5 at California and made six total appearances at shortstop with no errors in seven total chances.

1990:

- Tied for first in the majors with a career-high 45 doubles.
- Finished 10th in the A.L. in hits (173) and tied for 9th in the A.L. in sacrifice bunts (11).
- Had 48 multi-hit games.
- Was 2nd on the Red Sox with men on base (74-for-243, .305) and led the Sox' batters on the road (82-for-287, .286).
- Drove in 16 of 25 runners from third base with less than two outs (64%).
- Batted .357 (5-for-14) with 14 RBI when batting with the bases loaded.
- Batted leadoff 66 times, 2nd 77 times, 7th once, 8th seven times and 9th once.
- Had four successful suicide squeeze bunts.
- Grounded into an around-the-horn triple play on July 17 vs. Minnesota in the 8th inning...the Red Sox set a record by hitting into two triple plays in the game, but still won, 1-0.

- ◆ Was in 119 games at second base (113 starts) and 50 games at shortstop (38 starts).
- ◆ Had a .990 fielding percentage at second base and .944 at shortstop.
- ◆ Second to HAROLD REYNOLDS of Seattle in the Gold Glove Award voting for second basemen.

1989:

- ◆ Finished with 42 doubles, the 3rd highest total in the major leagues.
- ◆ Was the 9th toughest to fan in the A.L. (1 per 14.1 plate appearances) and was tied for 7th in the A.L. with 13 sacrifice bunts.
- ◆ Played in 70 games at second base (66 starts), 77 at shortstop (72 starts) and four at third base (1 start).
- ◆ Had a .967 fielding percentage at shortstop and a .978 fielding percentage at second base.
- ◆ Hit a pinch-hit two-run homer off RICK HONEYCUTT in Oakland on Sept. 6 in the top of the 8th inning and remained in the game to play right field...he recorded two putouts.

1988:

- ◆ Finished third in the American League Rookie of the Year voting.
- ◆ Led all A.L. rookies in batting.
- ◆ Struck out just 21 times in 400 plate appearances (1 per 19 PA).
- ◆ Had 30 multi-hit games, including two 4-hit games, and eight 3-hit games.

1987:

- ◆ Recalled on Sept. 6 and made his major league debut on Sept. 12 vs. Baltimore as a pinch-runner in the 9th inning.
- ◆ Made first M.L. start on Sept. 18 at Baltimore (2nd game) and went 3-for-6 with two RBI.
- ◆ First M.L. hit was on Sept. 18, a bunt single off JEFF BALLARD in the 5th inning.

MINOR LEAGUE HIGHLIGHTS**1987:**

- ◆ Second in the International League in games played, 4th in both hits and walks and 9th in batting.
- ◆ Led International League shortstops in total chances, putouts, assists and double plays.
- ◆ Set a Pawtucket shortstop record for games, fielding percentage (.971) and fewest errors.

1986:

- ◆ Started the season at New Britain and struck out just nine times in 275 plate appearances (1 per 30.6 PA).
- ◆ Promoted to Pawtucket on June 19.

1985:

- ◆ Led the Florida State League in average, runs and walks... also was second in the league in hits.
- ◆ Named to the Florida State League All-Star team.

PERSONAL

- ◆ Graduated from Brandon High School (FL) in 1980 and Manatee Junior College (Bradenton, FL) in 1982.
- ◆ Attended Florida State University from 1982-84... was MVP of the Metro Conference in 1984.
- ◆ Received Criminology Degree from Florida State in 1985.
- ◆ Wife's name is Michele and they have one child, Jessica (7-20-92).

JODY ERIC REED

Year	Club	Avg.	G	AB	R	H	2B	3B	HR	RBI	BB	SO	SB
1984	Winter Haven	.271	77	273	46	74	14	1	0	20	52	19	9
1985	Winter Haven	.321	134	489	95	157	25	1	0	45	94	26	16
1986	New Britain	.229	60	218	33	50	12	1	0	11	52	9	10
	Pawtucket	.282	69	227	27	64	11	0	1	30	31	18	8
1987	Pawtucket	.296	136	510	77	151	22	2	7	51	69	23	9
	Boston	.300	9	30	4	9	1	1	0	8	4	0	1
1988	Boston	.293	109	338	60	99	23	1	1	28	45	21	1
1989	Boston	.288	146	524	76	151	42	2	3	40	73	44	4
1990	Boston	.289	155	598	70	173	45	0	5	51	75	65	4
1991	Boston	.283	153	618	87	175	42	2	5	60	60	53	6
1992	Boston	.247	143	550	64	136	27	1	3	40	62	44	7
ML Totals-6 years		.280	715	2658	361	743	180	7	17	227	319	227	23

REED - 1992 & CAREER vs. AMERICAN LEAGUE

	1992					Career				
	AVG	AB	H	HR	RBI	AVG	AB	H	HR	RBI
vs. West										
California	.191	47	9	0	2	.229	205	47	1	10
Chicago	.304	46	14	0	2	.264	216	57	1	16
Kansas City	.419	43	18	1	6	.298	191	57	1	11
Minnesota	.200	40	8	0	3	.314	188	59	0	15
Oakland	.310	42	13	0	4	.319	182	58	3	24
Seattle	.349	43	15	0	1	.275	182	50	0	9
Texas	.189	37	7	0	2	.224	205	46	0	13
West Total	.282	298	84	1	20	.273	1369	374	6	98
vs. East										
Baltimore	.195	41	8	0	3	.266	218	58	0	21
Boston	-	-	-	-	-	-	-	-	-	-
Cleveland	.191	47	9	1	3	.279	215	60	4	21
Detroit	.167	42	7	0	5	.313	217	68	3	29
Milwaukee	.225	40	9	0	5	.259	224	58	0	21
New York	.205	39	8	0	1	.350	203	71	2	25
Toronto	.256	43	11	1	3	.255	212	54	2	12
East Total	.206	252	52	2	20	.286	1289	369	11	129
1992 Totals	.247	550	136	3	40	.280	2658	743	17	227

1992 & CAREER BY MONTH

	AVG	AB	H	HR	RBI	AVG	AB	H	HR	RBI
In April	.253	75	19	1	6	.224	286	64	3	22
May	.333	114	38	0	7	.305	452	138	1	37
June	.189	106	20	0	8	.246	415	102	2	32
July	.253	83	21	1	8	.307	475	146	4	45
August	.223	103	23	1	7	.278	496	138	4	38
Sept.-Oct.	.217	69	15	0	4	.290	534	155	3	53

1992 & CAREER STATISTICAL BREAKDOWN

	AVG	G	AB	R	H	2B	3B	HR	RBI	BB	SO	SB
Home	.276	279	77	2	22	.285	1364	389	11	128		
Road	.218	271	59	1	18	.274	1294	354	6	99		
Before ASG	.263	339	89	2	25	.271	1306	354	7	106		
After ASG	.223	211	47	1	15	.288	1352	389	10	121		
vs. RHP	.242	396	96	2	33	.279	1921	535	15	172		
vs. LHP	.260	154	40	1	7	.282	737	208	2	55		
Pinch Hit	-	-	-	-	-	.250	4	1	1	2		

LEAGUE CHAMPIONSHIP SERIES RECORD

Year	Club, Opp.	Avg.	G	AB	R	H	2B	3B	HR	RBI	BB	SO	SB
1988	Bos. vs. Oak.	.273	4	11	0	3	1	0	0	0	2	1	0
1989	Bos. vs. Oak.	.133	4	15	0	2	0	0	0	1	0	2	0
L.C.S. Totals		.192	8	26	0	5	1	0	0	1	2	3	0

MISCELLANEOUS STATISTICS

Year	Batting Totals						Fielding Totals							
	IBB	HB	SF	SH	CS	TB	POS	PCT	G	PO	A	E	TC	DP
1987	0	0	0	1	1	12	INF	1.000	7	11	26	0	37	9
1988	1	4	2	11	3	127	INF	.975	109	147	282	11	440	57
1989	0	4	5	13	5	206	INF	.973	144	253	423	19	695	88
1990	4	4	3	11	4	233	INF	.979	153	278	478	16	772	103
1991	2	4	3	11	5	236	INF	.982	153	314	449	14	777	110
1992	2	0	4	10	8	174	INF	.982	142	304	472	14	790	113
M.L. Totals	9	16	17	57	26	988		.979	708	1307	2130	74	3511	480

REED'S CAREER TRANSACTIONS

- ◆ Selected by Texas in the 3rd round of the Jan. 1982 Free Agent Draft.
- ◆ Selected by San Francisco in the secondary phase of the June 1982 Free Agent Draft.
- ◆ Selected by Texas in the secondary phase of the June 1983 Free Agent Draft.
- ◆ Selected by Boston in the 8th round of the June 1984 Free Agent Draft.
- ◆ Selected by Colorado in 7th round of Expansion Draft, Nov. 17, 1992.
- ◆ Traded to Los Angeles from Colorado for pitcher Rudy Seañez on Nov. 17, 1992.

REED'S CAREER AND GAME HIGHS

Most Hits: 4 (10 times), last time, Sept. 15, 1991 at New York (AL)

Most RBI: 3 (10 times), last time, July 19, 1992 at Minnesota

Most HR: 1 (17 times), last time, Aug. 3, 1992 vs. Toronto

Longest Hitting Streak: 14 games, April 26-May 10, 1992

Most Stolen Bases: 1 (23 times), last time, Sept. 29, 1992 at Toronto

Career Grand Slams: None

HENRY RODRIGUEZ

OUTFIELDER

Height: 6-1

Weight: 200

Bats: Left

Throws: Left

Opening Day Age: 25

Birth Date: November 8, 1967

Birthplace: Santo Domingo, DR

M.L. Service: 77 days

How Obtained: Signed by Los Angeles as a free agent on July 14, 1985

Contract Status: Signed through 1993



26

1992 NOTES

- ◆ Started the season at Albuquerque (AAA) but was recalled by the Dodgers two times on July 4 and July 23.
- ◆ He batted .219 for the Dodgers with three home runs and 14 RBI in 53 games...10 of his 32 hits were for extra bases.
- ◆ Made his major league debut on July 5 vs. the Phillies as a pinch-hitter...made his first start on July 24 in right field...started 28 games in right field on the year, 31 games overall, and had one error in 41 total chances (.976) with one assist.
- ◆ As the everyday right fielder in August, he batted .282 with three home runs and 11 RBI...started 20 games in right during the month.

- ◆ Established a career-high 10-game hitting streak from Aug. 10-20 and was 14-for-34 (.412)...the streak tied LENNY HARRIS for 2nd longest on the team and nine behind team leader BRETT BUTLER.
- ◆ After going hitless in 13 at-bats during July he singled in the 5th inning on Aug. 1 vs. the Padres' ANDY BENES for his first major league hit...later in the game he hit a sacrifice fly for his first career RBI.
- ◆ It was a historic day for both Rodriguez and the Dodgers on Aug. 13 at Cincinnati...he hit his first major league home run off JOSE RIJO in the 2nd inning...in the 9th inning he doubled in the winning run for a Dodger 4-3 win and the Dodgers' 3,000th win since moving to Los Angeles...he also totaled a career-high three RBI.
- ◆ Added his second home run and first ever at Dodger Stadium on Aug. 19 off the Mets' DWIGHT GOODEN.
- ◆ Made his first career start in left field on Sept. 7 in Atlanta...played 17 games in left including 12 starts and made two errors in 34 total chances (.941) and had six assists...also played one game at first base on Oct. 3 at Houston.
- ◆ Had five, two-hit games and totaled two multi-RBI games.
- ◆ Was utilized in the 3rd, 5th, 6th, 7th and 8th spots of the batting order.
- ◆ Had just 15 at-bats vs. LHP but batted .400...hit .198 vs. RHP including all three home runs.
- ◆ Hit .233 on artificial turf and .216 on natural grass.
- ◆ Batted .163 with runners in scoring position and was 0-for-4 with the bases loaded.
- ◆ Hit .304 for Albuquerque in 94 games with 14 home runs and 72 RBI...his 14 home runs were tied for 2nd on the team with JERRY BROOKS and tied for 4th in the Dodger minor league system...his 72 RBI were 2nd highest on the team, six fewer than Jerry Brooks and 5th most among Dodger minor leaguers.
- ◆ Was selected to the Triple-A All-Star team in Richmond, Virginia.
- ◆ Batted .231 for Licey in 18 Winter League games.

MINOR LEAGUE HIGHLIGHTS

1991:

- ◆ Finished with the third highest totals on the Dukes in home runs (10), RBI (67) and total bases (183).
- ◆ Played 101 games in the outfield and 12 games at first base.
- ◆ Tabbed the 39th best prospect by *The Sporting News* as voted on by major league development personnel.
- ◆ Played for Licey in the winter league and batted .227 in 27 games.

1990:

- ◆ Led all Double-A hitters in home runs and RBI while playing left field for San Antonio.
- ◆ Finished second on the team in hits with 144.
- ◆ Rated the second-best prospect in the Texas League by *Baseball America*.
- ◆ Batted .303 in June and was named the Topps Player of the Month.
- ◆ Named Most Valuable Player of the Texas League.
- ◆ Played for Licey in the Dominican Winter League and batted .316...homered in the first game of the Caribbean World Series in Miami...was named the series MVP.

1987:

- ◆ First professional season.

PERSONAL

- ◆ Graduated from Liceo Republica de Paraguay in 1985 where he played baseball.
- ◆ Signed to his first contract by Ralph Avila and Eleodoro Arias.
- ◆ Was assigned to Great Falls in 1986, but did not play.
- ◆ Resides in Santo Domingo.

Los Angeles Dodgers

126

RODRIGUEZ (Continued)

HENRY ANDERSON (LORENZO) RODRIGUEZ

Year	Club	Avg.	G	AB	R	H	2B	3B	HR	RBI	BB	SO	SB
1987	Sarasota	.331	49	148	23	49	7	3	0	15	16	15	3
1988	Santo Domingo	.381	19	21	9	8	2	0	0	10	10	6	4
	Salem	.289	72	291	47	84	14	4	2	38	21	42	14
1989	Vero Beach	.284	126	433	53	123	33	1	10	73	48	58	7
	Bakersfield	.222	3	9	2	2	0	0	1	2	0	3	0
1990	San Antonio	.291	129	495	82	144	21	9	28	109	61	66	5
1991	Albuquerque	.271	121	446	61	121	22	5	10	67	25	62	4
1992	Albuquerque	.304	94	365	59	111	21	5	14	72	31	57	1
	Los Angeles	.219	53	146	11	32	7	0	3	14	8	30	0
ML Totals-1 year		.219	53	146	11	32	7	0	3	14	8	30	0

RODRIGUEZ - 1992 & CAREER vs. NATIONAL LEAGUE

	1992					Career				
	AVG	AB	H	HR	RBI	AVG	AB	H	HR	RBI
vs. West										
Atlanta	.333	15	5	0	0	.333	15	5	0	0
Cincinnati	.455	11	5	1	5	.455	11	5	1	5
Houston	.313	16	5	0	0	.313	16	5	0	0
Los Angeles	-	-	-	-	-	-	-	-	-	-
San Diego	.143	14	2	0	2	.143	14	2	0	2
San Francisco	.194	31	6	0	1	.194	31	6	0	1
West Total	.264	87	23	1	8	.264	87	23	1	8
vs. East										
Chicago	.091	22	2	1	2	.091	22	2	1	2
Montreal	.000	6	0	0	0	.000	6	0	0	0
New York	.364	11	4	1	2	.364	11	4	1	2
Philadelphia	.000	2	0	0	0	.000	2	0	0	0
Pittsburgh	.182	11	2	0	2	.182	11	2	0	2
St. Louis	.143	7	1	0	0	.143	7	1	0	0
East Total	.153	59	9	2	6	.153	59	9	2	6
1992 Totals	.219	146	32	3	14	.219	146	32	3	14

1992 & CAREER BY MONTH

	1992	Career
In April	-	-
May	-	-
June	-	-
July	.000	.000
August	.282	.282
Sept.-Oct.	.182	.182

1992 & CAREER STATISTICAL BREAKDOWN

	1992	Career
Home	.253	.253
Road	.175	.175
Before ASG	.000	.000
After ASG	.222	.222
vs. RHP	.198	.198
vs. LHP	.400	.400
Pinch Hit	.000	.000

MISCELLANEOUS STATISTICS

Year	Batting Totals							Fielding Totals						
	IBB	HB	SF	SH	CS	TB	POS	PCT	G	PO	A	E	TC	DP
1992	0	0	1	1	0	48	OF/INF	.962	53	68	8	3	79	2

RODRIGUEZ'S CAREER TRANSACTIONS

♦ Signed by Los Angeles as a free agent on July 14, 1985.

RODRIGUEZ'S CAREER AND GAME HIGHS

Most Hits: 2 (5 times), last time Aug. 20, 1992 vs. New York

Most RBI: 3, Aug. 13, 1992 at Cincinnati

Most HR: 1 (3 times), last time Aug. 22, 1992 vs. Chicago

Longest Hitting Streak: 10 games, Aug. 10-20, 1992

MIKE SHARPERSON

INFIELDER

Height: 6-3 **Weight:** 205
Bats: Right **Throws:** Right
Opening Day Age: 31
Birth Date: October 4, 1961
Birthplace: Orangeburg, SC
M.L. Service: 4 years and 74 days
How Obtained: Traded to Los Angeles from Toronto for pitcher Juan Guzman on September 21, 1987
Contract Status: Signed through 1993


27

1992 NOTES

- ◆ In his third full season and 6th overall with the Dodgers he batted a career-high .300 with three home runs and 36 RBI in 128 games.
- ◆ Earned his first selection to the National League All-Star team by compiling a .328 average at the break with 15 doubles, two home runs and 27 RBI in 78 games...he was the lone Dodger named to the squad...went 0-for-1 in the game at San Diego.
- ◆ His .328 batting average at the All-Star break was 4th best in the N.L. and 6th best in the major leagues...over the last five years he has a .314 (144-for-459) batting average at the All-Star break.
- ◆ In his last three seasons he is batting .293 (261-for-890).
- ◆ Scored a career-high 48 runs and a career-best 21 doubles...his .300 average and 21 doubles were second best on the Dodger squad...his 36 RBI tied career high set in 1990.
- ◆ Made 72 starts including 39 at third base and 33 at second base...also appeared in two games at shortstop...totaled 13 errors including eight at third and five at second...had an overall .963 fielding pct. (353 TC).
- ◆ Batted .325 (81-for-249) as a starter including a .360 mark through the month of June as a starter...overall he hit .318 as a second baseman and .311 as a third baseman.
- ◆ Started the season on a hot note, batting a career-best .325 for the month of April and recorded at least one hit in eight of his 10 starts...last year he started the season with a .172 batting average for April.
- ◆ At the end of June he was hitting .338 (53-for-157) with one home run and 21 RBI...From July to September/October he hit .263 (42-for-160) with two home runs and 15 RBI.
- ◆ Continued his hot hitting through the month of May, batting .405 for the month (15-for-37) and had a season-high .364 overall batting average.
- ◆ Had the game winning hit on June 29 vs. the Padres, a bases loaded single off PAT CLEMENTS in the 11th giving the Dodgers a 6-5 victory...it was his 21st RBI, one more than he totaled in 1991 and in 42 fewer games.
- ◆ Hit his second home run on July 1 off the Padres' CRAIG LEFFERTS, breaking a 115 inning homerless streak by the Dodgers...hit his first home run on June 10 off STEVE AVERY of the Braves and collected his third and final homer on July 16 at Philadelphia off TERRY MULHOLLAND.
- ◆ Had a season-high five-game hitting streak from June 21-26, batting .579 (11-for-19)...it was his longest hitting streak since a career-high six games in 1990...longest hit streak in 1991 was three games, five times.

- Collected a season-high three RBI on July 20 at New York...also tied a career-high...totaled 10 multi-RBI games...collected just nine RBI after the All-Star break.
- Had a career-high four hits on Sept. 12 in a Dodger 7-0 win over the Giants...totaled 26 multi-hit games including four three-hit games...has 74 career multi-hit games with the Dodgers.
- Batted .354 in the number two spot of the batting order, 3rd best number two man in the major leagues and 2nd to BRETT BUTLER in the N.L.
- Hit .361 with a full count, 5th best in the league and 7th best in the major leagues.
- Was 42-for-153 for a .275 batting average with two strikes, 4th best in the league.
- Batted .304 on natural grass and .284 on artificial turf.
- Went from a .193 day hitter in 1991 to a .340 day hitter in 1992...hit .351 in the daytime in 1990.
- For the third straight season he batted over .300 vs. LHP, batting .312 this year, .323 in 1991 and .322 in 1990...over the last five years he has a .313 average (188-for-600) with six of his eight career homers.
- Was a .375 hitter on the first pitch, .324 ahead in the count and .340 when behind on the count.
- Enjoyed Dodger Stadium once again, batting .314 in 1992, .330 in 1991 and hit .308 in 1990.
- Was 23-for-91 (.253) with runners in scoring position had and a .300 average with two outs and runners in scoring position...was 2-for-5 with bases loaded.
- Batted a team-high .366 with runners at third base including 22 RBI...his 22 RBI was second on the team, 11 behind ERIC KARROS.
- Had 38 pinch-hit at-bats, 3rd highest on the team and collected eight hits, also 3rd best on the squad.

MAJOR LEAGUE HIGHLIGHTS

1991:

- Started at every infield position and made 57 total starts, 45 at third base, six at first base, one at second base and five at shortstop.
- Made just four errors overall in 200 total chances...had one error in 59 total chances at third base (.983), perfect in 13 chances at first base, two errors at third base (.981) and one error in 25 chances at shortstop.
- Injured his left quadricep on May 7 vs. the Mets...placed on the 15-day DL and missed 20 games before returning on May 30.
- Hit his first home run of the year on June 20 vs. the Pirates off JOHN SMILEY...only other homer was on Sept. 25 at San Diego off CRAIG LEFFERTS.
- Never put together a hitting streak of more than three games.
- Had a memorable broken bat 9th inning single (third hit of the night) on Sept. 29 vs. the Giants in Los Angeles...the bat broke in half at the plate with the end of the bat flying out to short and hitting the ball once again allowing STAN JAVIER to score the tying run...L.A. won 3-2 on a DARRYL STRAWBERRY base hit.
- Batted .323 vs. LHP (51-for-158), 8th best in the league.

1990:

- Became the first L.A. Dodger to start at every infield position in one season...he totaled 91 starts, 75 at third base, six at shortstop and five each at second base and first base.
- Put together a career-high six-game hitting streak from April 24-May 4.
- On May 23 at Chicago he made his first major league start at first base in L.A.'s 4-3 win.
- Started at shortstop on July 26 vs. Atlanta, went 3-for-3 in L.A.'s 8-1 win and became the first L.A. Dodger to start at every infield position in the same season.

- ◆ Hit his first major league home run on Aug. 16 in New York off RON DARLING in a 4-1 Dodger loss...it broke a streak of 446 at-bats without a home run, the longest in the majors at that time...just 13 at-bats later, he hit a game-winning home run in the 9th inning off TERRY MULHOLLAND on Aug. 20 vs. the Phillies.
- ◆ Hit his third home run in 55 at-bats and matched his career high with three RBI on Sept. 2 at Montreal in a 12-5 win.
- ◆ Led the club with eight sacrifice hits.
- ◆ Batted .322 vs. LHP, 9th highest in the league...posted a .396 on-base percentage vs. LHP, 10th best in the N.L.
- 1989:**
- ◆ Started the season at Albuquerque before having contract purchased on May 9
- ◆ Played in two games before being outrighted to Albuquerque on May 23.
- ◆ Rejoined the Dodgers on Aug. 7 and collected his first hit of the season on Aug. 9 vs. Atlanta...made two starts.
- 1988:**
- ◆ Recalled from Albuquerque on May 22 and optioned back to Albuquerque on July 25.
- ◆ Made three tours of duty with the Dodgers, making four starts, two at second base and one each at third base and shortstop.
- ◆ Appeared in two NLCS games with one at-bat and one RBI.
- 1987:**
- ◆ Obtained from the Toronto Blue Jays on Sept. 21 for minor league pitcher JUAN GUZMAN.
- ◆ Started the season as starting second baseman for the Blue Jays.
- ◆ Joined the Dodgers and started seven games at third base and three at second base.
- ◆ Played winter baseball for Santurce of Puerto Rico Winter League.

MINOR LEAGUE HIGHLIGHTS

1986:

- ◆ Named to International League All-Star team.
- ◆ Selected as the Syracuse team MVP.

1985:

- ◆ Led the International League second basemen in putouts with 286 and total chances with 666.
- ◆ Also led the league in triples (7), at-bats (535), hits (155) and runs (86)...finished with the 10th best average (.289) in the league.
- ◆ Was named Minor League Player of the Month in August.

1984:

- ◆ Was named to the Southern League All-Star team after leading Knoxville in at-bats (542), runs (86), doubles (25) and triples (7).
- ◆ Won the batting title with a .304 average, was the team MVP and was named *Baseball America's* A.L. top prospect.

1983:

- ◆ On the DL in August and September with a broken right foot.

PERSONAL

- ◆ Graduated from Orangeburg-Wilkerson High School in 1979, where he was an All-State baseball player.
- ◆ Graduated from South De Kalb Junior College in 1981.
- ◆ Was one of three players to be twice named as the R. Howard award winner as the Blue Jays' minor league MVP.
- ◆ Wife's name is Diane and they were married on January 10, 1986...they have one son, Michael Jr.
- ◆ Hobbies include ping-pong, racquetball and football.

MISCELLANEOUS STATISTICS

Year	Batting Totals						POS	PCT	Fielding Totals					
	IBB	HB	SF	SH	CS	TB			G	PO	A	E	TC	DP
1987	1	1	0	1	1	37	INF	.971	129	68	97	5	170	2
1988	0	1	1	2	1	17	INF	.962	59	19	31	2	52	5
1989	1	0	1	1	1	10	INF	1.000	28	7	7	0	14	2
1990	6	1	3	8	6	133	INF	.958	129	152	193	15	360	23
1991	0	1	0	10	3	81	INF	.980	105	89	107	4	200	15
1992	1	0	3	5	2	125	INF	.963	128	120	220	13	353	31
ML Totals	9	4	8	27	14	403		.966	393	455	655	39	1149	78

SHARPERSON'S CAREER TRANSACTIONS

- ◆ Selected by Pittsburgh in 41st round of the June 1979 Free Agent Draft.
- ◆ Selected by Montreal in secondary phase of the January 1980 Free Agent Draft.
- ◆ Selected by Detroit in 4th round of the January 1981 Free Agent Draft.
- ◆ Selected by Toronto in secondary phase of the June 1981 Free Agent Draft.
- ◆ Purchased by Los Angeles from the Syracuse club of International League, September 21, 1987 in return for Juan Guzman's contract.

SHARPERSON'S CAREER AND GAME HIGHS

Most Hits: 4, Sept. 12, 1992 vs. San Francisco
Most RBI: 3 (3 times), last time July 20, 1992 at New York
Most HR: 1 (8 times), last time July 16, 1992 at Philadelphia
Longest Hitting Streak: 6 games, Sept. 11-21, 1990
Most Stolen Bases: 2, Aug. 12, 1990 at Atlanta
Career Grand Slams: None

CORY SNYDER

INFIELDER

Height: 6-3 **Weight:** 206
Bats: Right **Throws:** Right
Opening Day Age: 30
Birth Date: November 11, 1962
Birthplace: Inglewood, CA
M.L. Service: 6 years and 108 days
How Obtained: Signed by Los Angeles as a free agent on December 5, 1992
Contract Status: Signed through 1994



28

1992 NOTES

- ◆ Batted .269 for the San Francisco Giants with 14 home runs and 57 RBI in 124 games.
- ◆ Went to Spring Training as a non-roster invitee and hit .301 in spring games.
- ◆ Made the Opening Day roster for the Giants and started the April 6 opener in right field for the injured WILLIE MCGEE...went 3-for-5 with an RBI in his N.L. debut against the Dodgers and made a home run saving catch in the 5th inning on a ball hit by MIKE SCIOSCIA... has homered on Opening Day three times.

- Struggled in April with a .200 batting average and was batting .211 through the first two months...hit his first N.L. home run off CHRIS NABHOLZ on May 9 at Montreal.
- Started to play regularly in June and earned N.L. Player of the Week honors from June 1-7, batting .609 (14-for-23) with four doubles, three triples and home run and 11 RBI.
- On June 6 vs. the Astros at Candlestick he went 4-for-5 with two doubles, a home run and a career-high seven RBI...his four hits also tied a career-high, 6th time in his career.
- Hit a pair of home runs off JOSE RIJO of the Reds on June 16 at Cincinnati...it was his 11th multi-home run game in his career.
- Hit a 434-foot home run with two outs in the 7th inning on June 26 at San Diego, breaking up CRAIG LEFFERTS' no-hit bid and prevented the Giants from tying a dubious N.L. record by being shutout three straight games.
- His home run off Lefferts made him just the 9th player in history to reach the left field loge seats at Jack Murphy Stadium.
- Batted .372 for the month of June and was named N.L. Player of the Month with nine doubles, five home runs and a league-high 24 RBI.
- Homered in his first at-bat in back-to-back games July 27 and 28 vs. the Dodgers at Candlestick.
- Started at five positions including first, third and all three outfield positions and played at every position but catcher and pitcher.
- Started 36 games in right, 18 starts at first, 15 starts in left, 13 starts at third and nine starts in center...totaled six errors in 91 starts for a .983 fielding pct. (360 TC).
- His .269 batting average was 3rd best in his major league career and his RBI total was his best since 1989.
- His .452 slugging percentage in the cleanup spot was 9th best in the league.
- Had seven outfield assists upping his career total to 74.
- Totaled 25 multi-hit games and 10 multi-RBI games.
- Had a season-high 10-game hitting streak from June 1-12 and was 19-for-39 (.487)...hit safely in 14 of 15 games from June 1-16.
- Batted .254 with runners in scoring position with two home runs and 41 RBI...was 2-for-11 (.182) with the bases loaded.
- Batted .356 (26-for-73) on the first pitch.
- Hit .278 on natural grass and .242 on artificial turf.

MAJOR LEAGUE HIGHLIGHTS

1991:

- Traded to the Chicago White Sox from the Cleveland Indians during the 1990 Winter Meetings.
- Appeared in 50 games for Chicago, including 29 starts (12 in RF, 9 at 1B and 8 at LF).
- Traded to Toronto on July 14 for minor league outfielder SHAWN JETER and pitcher STEVE WAPNICK.

1990:

- Reached double figures in home runs for the fifth consecutive season.
- Hit his 4th career grand slam on Aug. 4 at Yankee Stadium.
- Homered twice on June 17 vs. Milwaukee.

1989:

- Led A.L. outfielders with a .997 fielding percentage (one error in 310 total chances).
- Recorded a career-high 18 assists, 2nd to JESSE BARFIELD among A.L. outfielders.
- On the disabled list from July 14-30 with a sore back.
- Hit the 100th home run of his career on Sept. 6 at Baltimore.

1988:

- Registered career bests in average and doubles.
- Led all A.L. outfielders in assists with 16...named outfielder with the best arm in a *Baseball Digest* poll of A.L. managers.

1987:

- Ranked 8th in the A.L. with 33 home runs.
- Slugged three home runs vs. Minnesota on May 21.

- ◆ Tied an Indians' record by grounding into just three double plays.
- 1986:**
- ◆ Recalled by the Indians from Maine (AAA) on June 12.
- ◆ Played in his first game and collected his first hit on June 13, a triple off BERT BLYLEVEN of the Twins in his second M.L. at-bat.
- ◆ Hit his first home run on June 15 off FRANK VIOLA of the Twins.
- ◆ His 24 home runs were the most by a Cleveland rookie since AL ROSEN hit 37 in 1950.
- ◆ Finished 4th in the A.L. Rookie of the Year voting.
- ◆ Selected to the TOPPS Major League Rookie All-Star team as an outfielder and to *Baseball Digest's* All-Rookie team as a 3rd baseman.

MINOR LEAGUE HIGHLIGHTS

1985:

- ◆ Led the Eastern League in home runs, RBI and games played and was tabbed as league MVP.
- ◆ Tabbed as top prospect, batting prospect and defensive third baseman in a poll of Eastern League managers.

PERSONAL

- ◆ Graduated in 1981 from Canyon High School in Canyon Country, CA.
- ◆ Attended Brigham Young University where he starred in baseball for three seasons...BYU teammates included WALLY JOYNER and RICK AGUILERA.
- ◆ Homered in each of his first three collegiate at-bats, all on the first pitch...was a first team All-America selection as a junior in 1984 after hitting .450 with 27 home runs and 85 RBI...his 73 home runs and .844 slugging percentage rank among the top 5 on the NCAA career lists.
- ◆ Was the first player in NCAA history to hit 20 or more home runs in three consecutive seasons.
- ◆ Hit .400 for the 1984 Olympic Team with two homers in 20 at-bats.
- ◆ Wife's name is Tina and they were married on December 6, 1985...they have two daughters, Ashley (10-6-89) and Amberley (1-29-91) and a son, Justin (8-5-92).

JAMES CORY SNYDER

Year	Club	Avg.	G	AB	R	H	2B	3B	HR	RBI	BB	SO	SB
1985	Waterbury	.281	139	512	77	144	25	1	28	94	44	123	5
1986	Maine	.302	49	192	25	58	19	0	9	32	17	39	2
	Cleveland	.272	103	416	58	113	21	1	24	69	16	123	2
1987	Cleveland	.236	157	577	74	136	24	2	33	82	31	166	5
1988	Cleveland	.272	142	511	71	139	24	3	26	75	42	101	5
1989	Cleveland	.215	132	489	49	105	17	0	18	59	23	134	6
	Canton-Akron	.455	4	11	3	5	0	0	0	2	1	1	1
1990	Cleveland	.233	123	438	46	102	27	3	14	55	21	118	1
1991	Chicago (AL)	.188	50	117	10	22	4	0	3	11	6	41	0
	Toronto	.143	21	49	4	7	0	1	0	6	3	19	0
	Syracuse	.269	17	67	11	18	3	0	6	17	4	16	0
1992	San Francisco	.269	124	390	48	105	22	2	14	57	23	96	4
AL Totals-6 years		.240	728	2597	312	624	117	10	118	357	142	702	19
NL Totals-1 year		.269	124	390	48	105	22	2	14	57	23	96	4
ML Totals-7 years		.244	852	2987	360	729	139	12	132	414	165	798	23

Dodger Stadium Home Run Explosions

The Los Angeles Dodgers hit seven home runs in a game against Cincinnati on May 25, 1979 to establish a mark for the Dodgers at Dodger Stadium. A total of eight home runs were hit in the game to establish a record for two teams at Dodger Stadium. The Dodgers who hit the seven home runs were: Dusty Baker, Rick Sutcliffe, Steve Garvey, Gary Thomasson, Joe Ferguson, Derrel Thomas and Davey Lopes.

Los Angeles Dodgers

134

SNYDER (Continued)

SNYDER - 1992 & CAREER vs. NATIONAL LEAGUE

	1992					Career				
	AVG	AB	H	HR	RBI	AVG	AB	H	HR	RBI
vs. West										
Atlanta	.192	26	5	0	1	.192	26	5	0	1
Cincinnati	.319	47	15	2	7	.319	47	15	2	7
Houston	.362	47	17	2	14	.362	47	17	2	14
Los Angeles	.245	49	12	3	8	.245	49	12	3	8
San Diego	.281	57	16	1	7	.281	57	16	1	7
San Francisco	-	-	-	-	-	-	-	-	-	-
West Total	.288	226	65	8	37	.288	226	65	8	37
vs. East										
Chicago	.190	21	4	1	4	.190	21	4	1	4
Montreal	.292	24	7	1	4	.292	24	7	1	4
New York	.243	37	9	2	4	.243	37	9	2	4
Philadelphia	.259	27	7	1	5	.259	27	7	1	5
Pittsburgh	.226	31	7	1	3	.226	31	7	1	3
St. Louis	.250	24	6	0	0	.250	24	6	0	0
East Total	.244	164	40	6	20	.244	164	40	6	20
1992 Totals	.269	390	105	14	57	.269	390	105	14	57

1992 & CAREER BY MONTH

	1992	1992	1992	1992	1992	Career	Career	Career	Career	Career
	AVG	AB	H	HR	RBI	AVG	AB	H	HR	RBI
In April	.200	25	5	0	2	.269	379	102	17	61
May	.217	46	10	3	7	.195	472	92	17	56
June	.372	94	35	5	24	.280	561	157	34	97
July	.250	92	23	3	11	.254	539	137	19	71
August	.222	72	16	1	5	.229	558	128	26	69
Sept.-Oct.	.262	61	16	2	8	.236	478	113	19	60

1992 & CAREER STATISTICAL BREAKDOWN

	1992	1992	1992	1992	1992	Career	Career	Career	Career	Career
	AVG	AB	H	HR	RBI	AVG	AB	H	HR	RBI
Home	.299	184	55	8	34	.237	1429	339	59	192
Road	.243	206	50	6	23	.250	1558	390	73	222
Before ASG	.294	201	59	9	37	.252	1634	412	79	251
After ASG	.243	189	46	5	20	.234	1353	317	53	163
vs. RHP	.250	220	55	8	37	.238	2010	478	87	274
vs. LHP	.294	170	50	6	20	.257	977	251	45	140
Pinch Hit	.133	15	2	0	0	.140	50	7	0	2

MISCELLANEOUS STATISTICS

Year	Batting Totals							Fielding Totals						
	IBB	HB	SF	SH	CS	TB	POS	PCT	G	PO	A	E	TC	DP
1986	0	0	0	1	3	208	IF/OF	.967	103	213	84	10	307	22
1987	4	1	6	0	1	263	IF/OF	.961	157	313	53	15	381	9
1988	7	1	4	0	1	247	OF	.985	141	314	16	5	335	0
1989	1	2	4	0	5	176	IF/OF	.997	132	297	32	1	330	7
1990	3	2	6	1	4	177	IF/OF	.972	123	229	18	7	254	4
1991	1	0	1	4	0	44	IF/OF	.986	68	195	17	3	215	10
1992	2	2	3	2	4	173	IF/OF	.983	110	301	53	6	360	18
Totals	18	8	24	8	18	1288		.978	834	1862	273	47	2182	480

SNYDER'S CAREER TRANSACTIONS

- ◆ Selected by Cleveland in the 1st round (4th overall selection) in the Free Agent Draft, June 4, 1984.
- ◆ Traded to the Chicago White Sox with infielder Lindsay Foster for pitchers Eric King and Shawn Hillegas on December 4, 1990.
- ◆ Traded to Toronto for outfielder Shawn Jeter and pitcher Steve Wapnick on July 14, 1991.
- ◆ Released by Toronto on October 28, 1991.
- ◆ Signed as a free agent by San Francisco on January 13, 1992.
- ◆ Signed as a free agent by Los Angeles on December 5, 1992.

DISABLED LIST

- ◆ July 14-30, 1989 (sore back).

SNYDER'S CAREER AND GAME HIGHS**Most Hits:** 4 (6 times), last time, June 6, 1992 vs. Houston (with San Francisco)**Most RBI:** 7, June 6, 1992 vs. Houston (with San Francisco)**Most HR:** 3, May 21, 1987 vs. Minnesota (with Cleveland)**Longest Hitting Streak:** 17 June games, Sept. 12-29, 1986 (with Cleveland)**Most Stolen Bases:** 1, (23 times) last time Sept. 13, 1992 at Los Angeles
(with San Francisco)**Career Grand Slams:** 4, last time, Aug. 4, 1990 at New York (Cleveland)**OUTFIELDER****DARRYL STRAWBERRY**

Height: 6-6 **Weight:** 215
Bats: Left **Throws:** Left
Opening Day Age: 31
Birth Date: March 12, 1962
Birthplace: Los Angeles, CA
M.L. Service: 9 years and 150 days
How Obtained: Signed by Los Angeles as a free agent on November 8, 1990
Contract Status: Signed through 1995

**44****1992 NOTES**

- ◆ Was limited to a career-low 43 games due to a back injury and batted .237 with five home runs and 25 RBI...it marked the first time in his major league career he failed to play 100 or more games dating back to the 1983 season (his rookie year).
- ◆ Was placed on the 15-day disabled list on May 16 (retro to May 14) with a herniation of the L4-5 disk in his lower back...missed 49 games before returning to the lineup on July 6 (game 2)...in his absence the Dodgers were 24-25 overall.
- ◆ Appeared in 12 games in July and batted .205 with three RBI before being placed on the 15-day DL on July 21 with continued back problems...was reinstated on Sept. 1 after missing 38 games...the Dodgers were 12-26 without Darryl in the lineup.
- ◆ Played five games in September before announcing on Sept. 10 he would have back surgery...Dr. Robert Watkins performed successful back surgery on Sept. 15 at Centinela Hospital Medical Center to repair the damaged disk in his lower back.
- ◆ In all he missed 119 games and the Dodgers were 45-74 without him in the starting lineup...ERIC DAVIS and Strawberry appeared together in a game just 31 times and only 10 times together from July 1 to the end of the season.
- ◆ Recorded his 25th career multi-home run game on April 17 vs. Atlanta and totaled a season-high five RBI...his three-run homer in the 3rd inning off TOM GLAVINE tied the game and his two-run homer in the 9th off ALEJANDRO PENA gave the Dodgers a 7-5 win...it was his first career hit off Pena in 14 at-bats.

- ◆ Has 285 career home runs, 72nd on the all-time list and ninth among active players...in the last 10 years he has totaled 285 home runs, tops in the major leagues, and has 138 homers in the last five years, 7th best in the major leagues...has collected 857 RBI in the last 10 years, 9th highest in the major leagues.
- ◆ In his 10-year career he has totaled 115 home runs from April-June and 170 from July-September/October.
- ◆ His nine-year streak of 25 or more home runs in a season came to a halt in 1992...only six players in major league history have had longer streaks of 25 or more and they are BABE RUTH (15), WILLIE MAYS (13), JIMMIE FOXX (12), LOU GEHRIG (12), EDDIE MATHEWS (11), REGGIE JACKSON (10) and DARRYL STRAWBERRY (9)...only Strawberry's and Mathews' started as a rookie.
- ◆ Two of his five home runs in 1992 were vs. LHP and he has totaled 93 career homers vs. LHP.
- ◆ Has homered in his first at-bat of the season three times, last time on April 4, 1988 off DENNIS MARTINEZ...other two years include 1987 and 1984.
- ◆ In his 10-year career he has two inside-the-park home runs on May 3, 1989 vs. the Reds off JOSE RIJO and June 17, 1984 off BRUCE SUTTER in St. Louis.
- ◆ Had a season-high eight-game hitting streak from April 25-May 12 and batted .294 with two home runs and 10 RBI.
- ◆ On April 26 at San Francisco he hit a three-run, 460-foot home run to the right field upper deck level off BILL SWIFT...the homer tied for 4th longest with ALBERT BELLE (Indians) and FELIX JOSE (Cardinals).
- ◆ Made his first career start in left field on Sept. 8 in Atlanta...would total two starts in left and 39 starts in right field...made just one error in 42 games in the outfield with 70 total chances (1986)...last time he appeared in center field was on Sept. 7, 1985 in Los Angeles.
- ◆ Batted .306 (15-for-49) with runners in scoring position and was 2-for-6 with the bases loaded...with runners at third base he batted .381 (8-for-21).
- ◆ Has 204 career stolen bases and has stolen two or more bases in a game 28 times, last time May 15, 1991 vs. the Expos.
- ◆ Is one of nine N.L. players (13 overall) in major league history to record 30 home runs and 30 stolen bases in a season.
- ◆ Scored a career-high five runs on Aug. 16, 1987 at Chicago in a Mets 23-10 win.
- ◆ Among active players he ranks 3rd with a .512 slugging percentage, 4th with a homer every 16 at-bats and 6th with an RBI every 5.3 at-bats.

MAJOR LEAGUE HIGHLIGHTS

1991:

- ◆ In his first season with the Dodgers he established an L.A. Dodger record for homers by a left-handed batter (28) and they were the most by a Dodger since PEDRO GUERRERO had 33 in 1985.
- ◆ Finished tied for 7th in the league in home runs and 9th in the league with 99 RBI...his RBI total was the most by a Dodger since PEDRO GUERRERO had tallied 103 in 1983.
- ◆ Was also among the league leaders in at-bats/HR (5th at 18.0), at-bats/RBI (5th at 5.1), strikeouts (5th with 125), and walks (10th with 75).
- ◆ Didn't hit his first homer as a Dodger until April 21 at San Diego in his 40th at-bat.
- ◆ From May 21-31 he hit five home runs in 33 at-bats, including two in a game on May 21 at Houston...it was his 23rd career multi-HR game.
- ◆ Slugged six homers at the Astrodome, tying the all-time record by an opponent along with DALE MURPHY (1984)...in all, he hit 10 homers against the Astros, also tying Dale Murphy (1984) for most homers vs. Houston in a season...he collected 27 RBI vs. Houston.

- ◆ Returned to New York on May 7 and in his first game against his former team he hit a two-run home run in the 6th inning off FRANK VIOLA.
 - ◆ His first home run at Dodger Stadium was on May 28 vs. Houston.
 - ◆ On May 15 vs. Montreal he collided with the Dodger Stadium wall on a DELINO DeSHIELDS fly ball and had to leave the game with a sore left shoulder...from May 17-June 1 he batted .191 (9-for-47).
 - ◆ Had an MRI performed on his left shoulder on June 2...with no major injury found, he rested the sore shoulder and would miss seven games.
 - ◆ Came back on June 10 and played just seven games before being placed on the 15-day DL on June 18 with inflammation of the AC joint of his left shoulder...he missed 12 games and returned to action on July 3 at San Diego.
 - ◆ Selected to his 8th straight All-Star team, but did not travel to Toronto due to his shoulder injury.
 - ◆ His 28 RBI in August and September are the 8th highest in L.A. Dodger history for most RBI in a month.
 - ◆ Named N.L. Player of the Week for Aug. 19-25 when he batted .565 (13-for-23) with four homers and 13 RBI in six games.
 - ◆ Hit the game-winning three-run homer in the 13th inning on Aug. 16 vs. the Astros off JIM CORSI in a Dodger 4-1 win.
 - ◆ Stole 200th career base on Aug. 19 vs. San Diego.
 - ◆ Collected his 24th career multi-home run game on Aug. 21 vs. San Diego when he connected off RICKY BONES for his 5th career grand slam and added a three-run homer vs. RICH RODRIGUEZ.
 - ◆ His seven RBI on Aug. 21 vs. San Diego tied a career high and is the most ever by a L.A. Dodger at Dodger Stadium.
 - ◆ Consider this turnaround for Straw, in his first three months he was 41-for-183 (.224) with seven home runs and 26 RBI in 53 games... in July and August he was 59-for-199 (.296) with 15 homers and 45 RBI in 44 games.
 - ◆ Drove in five runs on Sept. 9 vs. Cincinnati in a Dodger 10-4 victory.
 - ◆ Hit a three-run homer off AL OSUNA on Sept. 12 at Houston in the 10th inning, breaking a 2-2 tie in L.A.'s 6-2 win.
 - ◆ Hit .290 with 20 home runs and 69 RBI in 81 games after the All-Star break.
 - ◆ Totaled 35 multi-hit and 24 multi-RBI games.
 - ◆ Hit a team-high 14 home runs at Dodger Stadium.
 - ◆ Had a team-high 11 assists among Dodger outfielders.
- 1990:**
- ◆ Collected a career-high 108 RBI to establish a Mets' club record.
 - ◆ Among the league leaders in home runs (2nd with 37), fielding percentage among right fielders (2nd at .989), home runs per at-bat (1st with one HR per 14.65 AB), RBI per at-bat (3rd with one RBI per 5.0 AB), RBI (5th), slugging percentage (9th at .518), intentional walks (9th with 15) and total bases (10th with 281).
 - ◆ Named N.L. Player of the Week for June 4-10 as he hit .417 with four home runs and nine RBI.
 - ◆ Put together a career-high 18-game hitting streak from June 8-29 and hit .412 with eight multi-hit games.
 - ◆ Participated in his seventh All-Star Game on July 10 at Wrigley Field...went 0-for-1 and gunned down Cleveland's JULIO FRANCO at the plate in a 1-0 A.L. win.
 - ◆ Hit a grand slam on Aug. 30 at Shea Stadium off the Giants' FRANCISCO OLIVERAS and had a season-high five RBI.
 - ◆ Recorded his 1,000th major league hit (a double off the Giants' JEFF BRANTLEY) on Sept. 1 at Shea Stadium.
 - ◆ Had a day to remember on Sept. 13 at New York, throwing out BARRY BONDS at the plate in the top of the 4th and hitting a three-run homer in the bottom of the frame, giving him 100 RBI for the season and becoming the first Met to record 100 or more RBI three times in a career.

1989:

- Hit 29 home runs, 6th best in the league...also finished 10th best in the league in extra base hits (56) and slugging percentage (.466).
- Hit his 200th career home run on June 9 at Pittsburgh off DOUG DRABEK.
- Suffered a fracture of the small toe of his right foot when hit by the Expos' KEVIN GROSS in the first inning on June 19.
- Selected to start in his sixth straight All-Star Game on July 11 in Anaheim, but did not play because of a foot injury.

1988:

- Finished second in the voting for the N.L. Most Valuable Player Award with 236 votes...KIRK GIBSON won with 272 votes...it was the highest total by a Met player since TOM SEAVER had 243 points in 1969.
- Led the league with 39 home runs, tying a club record he established in 1987.
- Named to start the All-Star Game for the fifth year in a row...game was played at Cincinnati.
- Voted to *The Sporting News* Silver Slugger Team and *The Sporting News* N.L. All-Star team.

1987:

- Became a member of baseball's prestigious 30-homer, 30-steal club, joining teammate HOWARD JOHNSON as the only pair of 30-30 teammates in baseball history.
- Established club records for homers (39), slugging percentage (.583), total bases (310), extra-base hits (76) and runs scored (108)...tied a club record with 97 walks.
- Voted to start the All-Star Game, becoming the first N.L. All-Star starter in each of his first four complete major league seasons.
- Hit his first career pinch-hit homer on June 6 against the Pirates' DOUG DRABEK.
- Was N.L. Player of the Month for September.

1986:

- Was the top vote getter in the majors for the All-Star Game in Houston with 1,619,511 votes.
- Became the first N.L. player to be selected as an All-Star in each of his first three full major league seasons.
- Had a career-high five hits on April 30 at Atlanta.
- Hit two homers and totaled five RBI to lead all players in the NLCS vs. Houston.

1985:

- Suffered a tear of the inner ulnar collateral ligament of his right thumb when he made a diving catch off JUAN SAMUEL'S sinking liner in the 3rd inning on May 11 at Shea Stadium.
- Had surgery to repair the ligaments in his right thumb on May 13 by Dr. Richard Eaton and Dr. James Parkes...reinstated to the active roster on June 28.
- Voted to the All-Star Game on July 16 at Minnesota.
- Hit a grand slam and tied a career-high with seven RBI (matched on Aug. 21, 1991) on July 20 vs. Atlanta.
- Became the third player in Mets' history to hit three homers in a game when he accomplished the feat on Sept. 3 at San Diego.

1984:

- Played center field for the first time in his major league career on April 4 at Cincinnati...overall he made 10 starts in center field.
- Tied a club record with three doubles against the Cubs on May 1.
- Was the starting right fielder in the All-Star Game at San Francisco on July 10.

1983:

- Selected the N.L. Rookie of the Year by the BBWAA...received 18 of 24 first place votes...also named *The Sporting News* N.L. Rookie of the Year.
- Began the season at Tidewater before recall to New York on May 4...started major league career 0-for-11 before first hit.

- ◆ Collected his first major league hit and RBI on May 8 vs. the Reds, a run-scoring single in the 8th inning off BEN HAYES.
- ◆ On May 16, in his 27th big league at-bat, he hit his first major league home run, a two-run homer in the 5th inning off LEE TUNNELL of the Pirates in Pittsburgh.

MINOR LEAGUE HIGHLIGHTS

1982:

- ◆ Named the Texas League Most Valuable Player.
- ◆ Led the league with 34 homers, 100 walks and a .604 slugging average.
- ◆ The 34 homers was a Jackson franchise record.
- ◆ Promoted to Tidewater (AAA) for the playoffs.

1980:

- ◆ First year in professional baseball...played for Kingsport and singled to center in his first professional at-bat.

PERSONAL

- ◆ Born in Los Angeles and prepped at nearby Crenshaw High School where he starred in basketball and baseball.
- ◆ Hit .371 with four homers as a junior and five homers as a senior.
- ◆ His brother Michael was drafted by the Dodgers in June of 1980.
- ◆ Has two children, Darryl Jr. (7) and a daughter, Diamond (4).
- ◆ Named 1991 Southern California Big Brother of the Year.
- ◆ Had a authorized autobiography *Darryl* released in 1992.
- ◆ Has made guest appearances on *David Letterman*, *Arseno Hall*, *Hometown Heros*, *The Simpsons*, and *Doctor, Doctor*.
- ◆ Has been a spokesperson for the Los Angeles Blue Line Rail System, Lupus and the RBI program to revive baseball in the inner-cities.
- ◆ He is involved with the following charity activities: Variety Children's Charity; Starlight Foundation; Make-A-Wish Foundation; Cystic Fibrosis; Reading Buddies Program; L.A. Unified School District and the Challengers Boys and Girls Club.

DARRYL EUGENE STRAWBERRY

Year	Club	Avg.	G	AB	R	H	2B	3B	HR	RBI	BB	SO	SB
1980	Kingsport	.268	44	157	27	42	5	2	5	20	20	39	5
1981	Lynchburgh	.255	123	420	84	107	22	6	13	78	82	105	31
1982	Jackson	.283	129	435	93	123	19	9	34	97	100	145	45
1983	Tidewater	.333	16	57	12	19	4	1	3	13	14	18	7
	New York (NL)	.257	122	420	63	108	15	7	26	74	47	128	19
1984	New York (NL)	.251	147	522	75	131	27	4	26	97	75	131	27
1985	New York (NL)	.277	111	393	78	109	15	4	29	79	73	96	26
1986	New York (NL)	.259	136	475	76	123	27	5	27	93	72	141	28
1987	New York (NL)	.284	154	532	108	151	32	5	39	104	97	122	36
1988	New York (NL)	.269	153	543	101	146	27	3	39	101	85	127	29
1989	New York (NL)	.225	134	476	69	107	26	1	29	77	61	105	11
1990	New York (NL)	.277	152	542	92	150	18	1	37	108	70	110	15
1991	Los Angeles	.265	139	505	86	134	22	4	28	99	75	125	10
1992	Los Angeles	.237	43	156	20	37	8	0	5	25	19	34	3
ML Totals-10 years		.262	1291	4564	768	1196	217	34	285	857	674	1119	204

TOP 10 ACTIVE HOME RUN LEADERS

Dave Winfield	432	Carlton Fisk	375	Darryl Strawberry	285
Eddie Murray	414	Jack Clark	340	Cal Ripken Jr.	273
Dale Murphy	398	Lance Parrish	316		
Andre Dawson	399	George Brett	298		

STRAWBERRY - 1992 & CAREER vs. NATIONAL LEAGUE

	1992					Career				
	AVG	AB	H	HR	RBI	AVG	AB	H	HR	RBI
vs. West										
Atlanta	.190	21	4	2	5	.266	399	106	28	78
Cincinnati	.455	11	5	0	3	.258	376	97	25	71
Houston	.182	11	2	0	0	.251	375	94	29	79
Los Angeles	-	-	-	-	-	.192	291	56	10	33
San Diego	.235	17	4	0	2	.285	375	107	28	79
San Francisco	.250	20	5	2	7	.232	375	87	16	55
West Total	.250	80	20	4	17	.250	2191	547	136	395
vs. East										
Chicago	.143	7	1	0	0	.259	436	113	22	68
Montreal	.190	21	4	1	2	.296	477	141	33	95
New York	.000	3	0	0	0	.262	42	11	4	10
Philadelphia	.261	23	6	0	4	.273	479	131	29	101
Pittsburgh	1.000	1	1	0	0	.256	430	110	34	99
St. Louis	.238	21	5	0	2	.281	509	143	27	89
East Total	.224	76	17	1	8	.273	2373	649	149	462
1992 Totals	.237	156	37	5	25	.262	4564	1196	285	857

1992 & CAREER BY MONTH

	AVG	AB	H	HR	RBI	AVG	AB	H	HR	RBI
In April	.259	85	22	4	18	.291	639	186	37	107
May	.200	15	3	1	3	.220	722	159	39	109
June	-	-	-	-	-	.271	587	159	40	122
July	.205	39	8	0	3	.263	870	229	59	170
August	-	-	-	-	-	.243	872	212	47	153
Sept.-Oct.	.235	17	4	0	1	.287	874	251	63	196

1992 & CAREER STATISTICAL BREAKDOWN

	AVG	AB	H	HR	RBI	AVG	AB	H	HR	RBI
Home	.278	72	20	3	13	.266	2201	585	140	445
Road	.202	84	17	2	12	.259	2363	611	145	412
Before ASG	.242	124	30	5	21	.263	2213	582	131	383
After ASG	.219	32	7	0	4	.261	2351	614	154	474
vs. RHP	.233	90	21	3	15	.275	2823	776	192	538
vs. LHP	.242	66	16	2	10	.241	1741	420	93	319
Pinch Hit	.500	2	1	0	0	.154	39	6	1	7

LEAGUE CHAMPIONSHIP SERIES RECORD

Year	Club, Opp.	Avg.	G	AB	R	H	2B	3B	HR	RBI	BB	SO	SB
1986	Mets vs. Hst.	.227	6	22	4	5	1	0	2	5	3	12	1
1988	Mets vs. L.A.	.300	7	30	5	9	2	0	1	6	2	5	0
	LCS Totals	.269	13	52	9	14	3	0	3	11	5	17	1

WORLD SERIES RECORD

Year	Club, Opp.	Avg.	G	AB	R	H	2B	3B	HR	RBI	BB	SO	SB
1986	Mets vs. Bos.	.208	7	24	4	5	1	0	1	1	4	6	3

ALL-STAR GAME RECORD

Year	Club, Site	Avg.	G	AB	R	H	2B	3B	HR	RBI	BB	SO	SB
1984	Mets, S.F.	.500	1	2	0	1	0	0	0	0	0	1	0
1985	Mets, Minn.	1.000	1	1	2	1	0	0	0	0	1	0	1
1986	Mets, Hst.	.500	1	2	0	1	0	0	0	0	0	1	0
1987	Mets, Oak.	.000	1	2	0	0	0	0	0	0	0	0	0
1988	Mets, Cin.	.250	1	4	0	1	0	0	0	0	0	1	0
1989	Mets, Cal.												
1990	Mets, Chi.	.000	1	1	0	0	0	0	0	0	0	1	0
1991	L.A., Tor.												
	ASB Totals	.333	6	12	2	4	0	0	0	0	1	4	1

MISCELLANEOUS STATISTICS

Year	Batting Totals						POS	PCT	Fielding Totals					
	IBB	HB	SF	SH	CS	TB			G	PO	A	E	TC	DP
1983	9	4	2	0	6	215	OF	.984	122	232	8	4	244	0
1984	15	0	4	1	8	244	OF	.980	147	276	11	6	293	3
1985	13	1	3	0	11	219	OF	.991	111	211	5	2	218	2
1986	9	6	9	0	12	241	OF	.975	136	226	10	6	242	3
1987	13	7	4	0	12	310	OF	.972	154	272	6	8	286	3
1988	21	3	9	0	14	296	OF	.971	153	297	4	9	310	3
1989	13	1	3	0	4	222	OF	.972	131	272	4	8	284	2
1990	15	4	5	0	8	281	OF	.989	149	268	10	3	281	4
1991	4	3	5	0	8	248	OF	.978	136	209	11	5	225	2
1992	4	1	1	0	1	60	OF	.986	42	67	2	1	70	0
ML Totals	116	30	45	1	84	2336		.979	1281	2330	71	52	2453	22

STRAWBERRY'S CAREER TRANSACTIONS

- ◆ Mets first selection (No. 1 pick in the nation) in the June 1980 Free Agent Draft.
- ◆ Signed as a free agent by the Los Angeles Dodgers on Nov. 8, 1990.

DISABLED LIST

- ◆ May 12-June 28, 1985 (right thumb).
- ◆ June 18-July 3, 1991 (left shoulder).
- ◆ May 14-July 6, 1992 (lower back).
- ◆ July 21-Sept. 1, 1992 (lower back).

STRAWBERRY'S CAREER AND GAME HIGHS

- Most Hits:** 5, April 30, 1986 at Atlanta (with Mets)
- Most RBI:** 7 (2 times), last time Aug. 21, 1991 vs. San Diego
- Most HR:** 3, Aug. 5, 1985 at Chicago (with Mets)
- Longest Hitting Streak:** 18 games, June 8-29, 1990 (with Mets)
- Most Stolen Bases:** 3, July 19, 1983 at Cincinnati (with Mets)
- Career Grand Slams:** 5, last time Aug. 21, 1991 vs. San Diego

Dodgers to Feature Potent Lineup

The addition of veteran sluggers Tim Wallach and Cory Snyder and the return to health of Eric Davis and Darryl Strawberry combining with 1992 team home run leader Eric Karros may greatly improve the power output of the Dodgers...if you add up the career home run average of these five players, they would combine to hit 105 home runs per season...last season, the Dodgers totaled a league-low 72 homers...add to that the potential of catcher Mike Piazza (17 home run average for four minor league seasons) and spring training invitee Lance Parrish (21 HR average in 15 full big league seasons) and the Dodgers should be greatly improved in the area of home runs.

Player	Avg. HR/Season	ML Seasons
Wallach	17	12
Snyder	19	7
Davis	20	9
Strawberry	29	10
Karros	20	1
	<u>105</u>	

N O D WAKAMATSU

CATCHER

Height: 6-2 **Weight:** 200
Bats: Right **Throws:** Right
Opening Day Age: 30
Birth Date: February 22, 1963
Birthplace: Hood River, OR
M.L. Service: 79 days
How Obtained: Signed by Los Angeles as a free agent on December 21, 1991
Contract Status: Signed through 1993



40

1992 NOTES

- ◆ In his first season with the Dodgers, he spent the entire year at Albuquerque where he batted a career-high .323 in 59 games with two home runs and 15 RBI.
- ◆ Has spent eight seasons in the minor leagues and has a career .251 average with 17 home runs and 249 RBI.

MAJOR LEAGUE HIGHLIGHTS

1991:

- ◆ Played in 18 games for the White Sox and batted .226.
- ◆ Made his major league debut on May 22 at California and collected his first major league hit.
- ◆ Had a couple of two-hit games, on May 28 vs. the Angels and on June 12 at Texas.

MINOR LEAGUE HIGHLIGHTS

1989:

- ◆ Led Southern League catchers with a .990 fielding percentage, committing five errors in 83 games.

1987:

- ◆ Hit a career-high seven home runs for Cedar Rapids (A).
- ◆ Tied for the best percentage in throwing out baserunners.

1985:

- ◆ Led all Pioneer League catchers with a .998 fielding percentage and 416 total chances.

PERSONAL

- ◆ Attended Hayward High School in Hayward, CA.
- ◆ Was a catching standout at Arizona State and helped lead the Sun Devils to the College World Series.
- ◆ Wife's name is Laura.

DONALD WILBUR WAKAMATSU

Year	Club	Avg.	G	AB	R	H	2B	3B	HR	RBI	BB	SO	SB
1985	Billings	.250	58	196	20	49	7	0	0	24	25	36	1
1986	Tampa	.277	112	361	41	100	18	2	1	66	53	66	6
1987	Cedar Rapids	.216	103	365	33	79	13	1	7	41	30	71	3
1988	Chattanooga	.238	79	235	22	56	9	1	1	26	37	41	0
1989	Birmingham	.254	92	287	45	73	15	0	2	45	32	55	7
1990	Vancouver	.262	62	287	20	49	10	0	0	13	13	35	2
1991	Vancouver	.198	55	172	20	34	8	0	4	19	12	39	0
	Chicago (AL)	.226	18	31	2	7	0	0	0	0	1	6	0
1992	Albuquerque	.323	59	167	22	54	10	0	2	15	15	23	0
ML Totals-1 year		.226	18	31	2	7	0	0	0	0	1	6	0

CAREER BY MONTH

	AVG	AB	H	HR	RBI	AVG	AB	H	HR	RBI
In April	-	-	-	-	-	-	-	-	-	-
May	.375	8	3	0	0	.375	8	3	0	0
June	.167	18	3	0	0	.167	18	3	0	0
July	.000	3	0	0	0	.000	3	0	0	0
August	-	-	-	-	-	-	-	-	-	-
Sept.-Oct.	.500	2	1	0	0	.500	2	1	0	0

WAKAMATSU'S CAREER TRANSACTIONS

- ◆ Signed by Cincinnati in the 11th round of the June 1985 Free Agent Draft.
- ◆ Traded to the Chicago White Sox by the Cincinnati Reds in March of 1989.
- ◆ Signed as a free agent by the Dodgers on December 10, 1991.

WAKAMATSU'S CAREER AND GAME HIGHS

Most Hits: 2 (two times), last time June 12, 1991 at Texas

TIM WALLACH

INFIELDER

Height: 6-3 **Weight:** 202
Bats: Right **Throws:** Right
Opening Day Age: 35
Birth Date: September 14, 1957
Birthplace: Huntington Park, CA
M.L. Service: 12 years and 31 days
How Obtained: Traded to Los Angeles from Montreal for infielder Tim Barker on December 24, 1992
Contract Status: Signed through 1994



25

1992 NOTES

- ◆ Batted .223 for the Montreal Expos in 150 games with nine home runs and 59 RBI.
- ◆ Was the Expos' starting third baseman since the start of the 1982 season, but split time in 1992 between first base and third base.

- Started a total of 80 games at third and 65 at first...did not make his first start at third base until May 23 vs. the Braves, the day after FELIPE ALOU was named manager...BRETT BARBERIE was the Expos' Opening Day third baseman while Wallach started at first base...it was his 11th straight Opening Day start for the Expos, moving him ahead of GARY CARTER and ANDRE DAWSON, both with 10 openers in a Montreal uniform.
- Was basically in a platoon situation, playing at third base vs. LHP and held the role as first baseman vs. RHP.
- In all he totaled 15 errors, six at first (.991) and nine at third base (.964)...overall fielding pct. was .984 (15 errors/944 TC).
- Was named the Expos Player of the Year three times, first in 1987 and again in 1989 and 1990...he is the Expos' all-time leader in games, at-bats, hits, doubles, RBI and total bases.
- He is a five-time National League All-Star, three-time Gold Glove Award winner and two-time Silver Slugger recipient at third base.
- The California native had a .259 lifetime average in 13 seasons for the Expos with 204 home runs and 905 RBI.
- In his first 35 games, all at first base, he was batting .202 overall with one home run and 12 RBI...manager FELIPE ALOU placed him back on familiar ground at third base in his 36th game (May 23) and he responded with two hits including a home run and two RBI vs. the Braves...in his next 13 starts he went 18-for-46 (.391) including a season-high nine-game hitting streak from May 29-June 6 and his average jumped to .246 overall.
- On the season, however, he batted .236 (56-for-237) with five home runs and 24 RBI as a first baseman and hit .215 (64-for-297) as a third baseman with four home runs and 35 RBI.
- On April 8 at Pittsburgh he recorded his 6,000th career at-bat.
- Likes Mother's Day for more reasons than just mom...he is 8-for-15 (.533) with a double, two home runs and 11 RBI in his last three Mother's Day starts, including a career-high eight RBI on May 13, 1990 at San Diego.
- Collected his 1,599th career hit on May 20 vs. the Reds, moving him past TIM RAINES as the Expos' all-time hit leader...has 1,694 career hits...he recorded his 1,600th career hit off TOM GLAVINE of the Braves on May 22 in Montreal...lifetime vs. Glavine is 17-for-44 (.386) with five homers.
- Nothing like playing in front of friends and family...the native Californian played every inning of every game of the three twinbills vs. the Dodgers on July 6-7-8...the next day in San Francisco he was given the day off, his fourth day off the year.
- Hit his 200th career home run on Aug. 3 off FRANK CASTILLO of the Cubs in a 3-2 Expo win...the young fan that caught the home run ball returned it to the clubhouse after the game and was rewarded with an autographed bat from Wallach.
- On Aug. 20 he doubled in the 9th inning (2 RBI) to tie the game vs. the Braves and then scored the winning run from second on an infield single.
- Drove in the winning run with a double in the 6th vs. the Reds on Aug. 22.
- In his last 27 games (from Sept. 3) he hit three home runs and totaled 15 RBI.
- Was utilized in the 4th, 5th, 6th and 7th spot of the lineup...batted 4th 13 times, 5th 71 times, 49 times in the 6th spot and 12 appearances in the 7th position.
- Of his nine home runs, five were solo shots, three were two-run homers and he had one three-run homer.
- Has accumulated 1,623 games at third base since 1982, most in the major leagues.
- Voted the 2nd best defensive third baseman by N.L. managers in a 1992 survey conducted by *Baseball America*.
- Since 1987 he has totaled 204 doubles, most by a N.L. player...has hit three doubles in a game two times, last time on May 28, 1989 at San Diego...his 360 career doubles is 13th best among active players.

- ◆ Was 30-for-132 (.227) with runners in scoring position...hit .185 on natural grass and .238 on turf.
- ◆ Last five years he has a .265 average with runners in scoring position, a .257 average batting 4th, .255 batting 5th, .264 vs. LHP and .253 vs. RHP.
- ◆ Has two inside-the-park home runs, both in 1987 on July 11 at Cincinnati and Aug. 15 at Montreal vs. the Pirates.
- ◆ Has been named N.L. Player of the Month one time in May of 1982 and N.L. Player of the Week two times (1987 and 1990).

MAJOR LEAGUE HIGHLIGHTS

1991:

- ◆ Named captain of the Expos following spring training, the first such nomination in club history.
- ◆ Had started 183 consecutive games, before missing three straight (July 13-15) with a severely sprained right ankle.
- ◆ Tied a career high with four walks on May 4.
- ◆ Started 149 games at third base, batting cleanup 130 times, fifth 12 times and sixth seven times.
- ◆ Had his second consecutive outstanding Mother's Day, going 4-for-5 with three RBI on May 12 vs. San Diego.
- ◆ Collected his 1,500th career hit, a solo homer off DON CARMAN of the Reds, on June 12 in the 4th inning.
- ◆ His total of 175 doubles from 1987-91 led the N.L.

1990:

- ◆ Selected as the N.L. Player of the Week for the week of May 7-13 when he batted .345 with four homers and 12 RBI.
- ◆ Won his third Rawlings Gold Glove Award.
- ◆ Played in the All-Star game at Wrigley Field in Chicago, his fifth selection.
- ◆ Had his 5,000th career at-bat on June 9 vs. the Cardinals.
- ◆ Started 161 games at third base, missing his only start on June 17 at St. Louis.
- ◆ Was 4-for-6 on Mother's Day with a double, two homers and eight RBI on May 13 at San Diego...the RBI total tied a club record held by CHRIS SPEIER and ANDRE DAWSON.
- ◆ Hit his fifth career grand slam home run on July 14 at Atlanta.

1989:

- ◆ Named the Expos' Player of the Year.
- ◆ Hit his 150th career home run on April 29 vs. TOM GLAVINE of the Braves.
- ◆ Scored his 500th career run on May 10 at Houston and hit his 250th career double on June 11 vs. Philadelphia.
- ◆ Tied for the N.L. lead in doubles with 42.
- ◆ Stole home for the third time in his career on April 23 at St. Louis.
- ◆ Pitched the 9th inning in Atlanta on May 6, giving up a run on two hits...his only other pitching assignment in his career came on May 31, 1987 when he pitched a shutout inning.
- ◆ Hit his 4th career grand slam on Sept. 5 at St. Louis off KEN HILL.

1988:

- ◆ Earned his second Rawlings Gold Glove.
- ◆ Collected his 1,000th career hit on June 6 at Olympic Stadium off STEVE BEDROSIAN of the Phillies...played in his 1,000th career game on April 14 at New York and hit his 200th career double on April 15 at Philadelphia.

1987:

- ◆ Had a league-leading 42 doubles and a career-high and club record 123 RBI.
- ◆ Finished 4th in the N.L. MVP voting.
- ◆ Chosen *Sports Illustrated's* N.L. Player of the Year, named to his 3rd N.L. All-Star team and was chosen as the Expos' Player of the Year.
- ◆ His 123 RBI were the most by an N.L. third baseman since JOE TORRE of St. Louis had 137 in 1971 enroute to the N.L. MVP award.
- ◆ Hit three home runs on May 4 at Atlanta.
- ◆ Named the N.L. Player of the Week for May 11-17.

- Tied a club record with two inside-the-park home runs, July 11 at Cincinnati and August 15 at Olympic Stadium vs. the Pirates.
- Following the season, underwent corrective surgery to repair remaining damage to his left ankle from a chip-fracture suffered in September of 1986.
- 1986:**
 - Hit his 100th career homer on May 25, 1986 off MIKE LaCOSS at Candlestick Park.
 - Became the first player to homer twice in a game vs. DWIGHT GOODEN on June 18.
- 1985:**
 - Earned his first Rawlings Gold Glove for defensive excellence at third base and *The Sporting News* Silver Slugger award for offensive performance.
- 1984:**
 - Led all N.L. third basemen in putouts, games, assists, total chances and double plays...his putout total of 162 was the highest in the N.L. for third basemen since 1974.
 - Finished 16th in the N.L. in home runs.
 - Named to the N.L. All-Star team for the game in San Francisco.
- 1983:**
 - Led the N.L. in putouts (151).
 - Had 33 doubles, 7th best in the league.
- 1982:**
 - In his first full major league season, Wallach established himself as a top power hitter finishing 8th in home runs and 9th in RBI.
 - Selected as the N.L. Player of the Month for May when he hit six home runs and had 23 RBI.
 - Started spring training as a candidate for right field and became the starting third basemen when LARRY PARRISH was traded at the end of the spring.
 - Led the N.L. with two grand slams.
 - Broke up a 1-1 tie in the 10th inning on May 26 at Houston with a three-run homer off GEORGE CAPPUZZELLO.
- 1981:**
 - Played 35 games in right field, 16 at first base and 15 at third base.
 - Broke up a scoreless tie in the 7th inning with a home run off ED WHITSON in CHARLIE LEA's no-hitter.
- 1980:**
 - Started in left field on Sept. 6 for his major league debut and after walking in his first plate appearance, he homered off PHIL NASTU of the Giants in his first M.L. at-bat.

MINOR LEAGUE HIGHLIGHTS

- 1980:**
 - Finished second in the American Association in home runs and RBI to Denver teammate RANDY BASS and led the league in total bases with 295...also finished second to Bass in league MVP voting.
 - Named to the Topps' AAA All-Star team at third base.
- 1979:**
 - Made his professional debut on June 15 for Memphis and hit a home run in his first plate appearance.
 - Won the Win Clark Trophy as California's foremost first year professional athlete for his fine first season.
 - Half of his 144 hits were for extra bases.

PERSONAL

- Attended University High School in Irvine, CA and Saddleback Junior College in Mission Viejo, CA.
- Led the 1979 Cal State Fullerton Titans to the College World Series title in Omaha, NE, earning Series MVP honors...named the 1979 College Player of the Year by *The Sporting News* and was the Golden Spikes Award winner as the top amateur player in America.
- Wife's name is Lori and they were married on October 10, 1980.
- The Wallachs have three sons, Matthew (2-17-86), Brett (12-23-88) and Chad (11-4-91).

Los Angeles Dodgers

148

WALLACH (Continued)

ALL-STAR GAME RECORD

Year	Club, Site	Avg.	G	AB	R	H	2B	3B	HR	RBI	BB	SO	SB
1984	Mtl., S.F.	.000	1	1	0	0	0	0	0	0	0	0	0
1985	Mtl., Min.	.500	1	2	1	1	1	0	0	0	1	1	0
1987	Mtl., Oak.	.000	1	3	0	0	0	0	0	0	0	0	0
1989	Mtl., Cal.	.000	1	1	0	0	0	0	0	0	0	0	0
1990	Mtl., Chi. (NL)	.000	1	2	0	0	0	0	0	0	0	0	0
ASG Totals		.111	5	9	1	1	1	0	0	0	1	1	0

MISCELLANEOUS STATISTICS

Year	Batting Totals							Fielding Totals							
	IBB	HB	SF	SH	CS	TB	POS	PCT	G	PO	A	E	TC	DP	
1980	0	0	0	0	0	5	1B-OF	1.000	4	12	0	0	12	0	
1981	2	4	0	0	1	73	1B-3B-OF	.996	66	207	31	1	239	9	
1982	4	4	4	5	4	281	1B-3B-OF	.948	158	132	287	23	442	23	
1983	8	6	5	0	3	252	3B	.956	156	151	265	19	435	25	
1984	6	7	4	0	7	230	3B-SS	.959	160	162	332	21	515	29	
1985	8	5	5	0	9	256	3B	.967	154	148	383	18	549	34	
1986	8	10	5	0	4	190	3B	.958	132	94	270	16	380	26	
1987	5	7	7	0	5	305	3B-P	.952	150	128	292	21	441	21	
1988	7	3	7	0	6	230	3B-2B	.962	153	124	329	18	471	32	
1989	10	1	7	0	7	240	3B-P	.958	153	113	302	18	433	20	
1990	11	3	7	0	9	295	3B	.954	161	128	309	21	458	23	
1991	8	6	4	0	4	193	3B	.968	149	107	310	14	431	27	
1992	2	8	7	0	2	178	1B-3B	.984	150	689	244	15	948	59	
ML Totals		79	64	62	5	61	2728		.978	1746	2195	3354	205	5754	328

WALLACH'S CAREER TRANSACTIONS

- ◆ Selected by California in the 8th round of the June 1978 Free Agent Draft.
- ◆ Selected by Montreal in the 1st round (10th overall) in the June 1979 Free Agent Draft.
- ◆ Traded to Los Angeles on December 24, 1992 for infielder Tim Barker.

WALLACH'S CAREER AND GAME HIGHS

Most Hits: 4 (11 times), last time May 12, 1991 at San Diego
Most RBI: 8, last time May 13, 1990 at San Diego
Most HR: 3, last time May 4, 1987 at Atlanta
Longest Hitting Streak: 14 games, July 3-July 19, 1987
Most Stolen Bases: 1 (50 times), last time July 8 (#1), 1992 vs. Los Angeles
Career Grand Slams: 5, last time July 14, 1990 at Atlanta

Home Runs Hit at Dodger Stadium On the Loge Level

Only four players have ever hit a home run on the Loge Level (the second level) at Dodger Stadium. Frank Howard was the first to do it for the Dodgers in the 1963 World Series. Howard hit it eight rows up in the fourth game on Oct. 6 and it was estimated at 420 feet down the left field line. The second player to do it was New York Mets' Dave Kingman on June 4, 1976. Kingman hit three home runs in the game and drove in eight runs. He was the first player to hit three home runs in a game against the Dodgers since Willie Stargell did it on June 24, 1965. He later duplicated the feat on May 14, 1978. The third player to reach the Loge Level was Cincinnati's Dave Parker. Parker hit it down the right field line on June 6, 1984. On Sept. 17, 1987 in first game of a doubleheader, Nick Esasky became the fourth player to reach the Loge Level with a solo shot six rows back down the left field line.

MITCH WEBSTER

OUTFIELDER

Height: 6-1 **Weight:** 191
Bats: Both **Throws:** Left
Opening Day Age: 33
Birth Date: May 16, 1959
Birthplace: Larned, KS
M.L. Service: 8 years and 59 days
How Obtained: Traded to Los Angeles from Pittsburgh for outfielder Jose Gonzalez on July 3, 1991
Contract Status: Signed through 1994


20
1992 NOTES

- ◆ In his first full season with the Dodgers and second overall he batted .267 with six home runs and 35 RBI in 135 games...it was his most games played since 1987 with the Expos (156 games).
- ◆ Batted .361 as a pinch-hitter (17-for-47) with two home runs and 12 RBI...his average was 5th best in franchise history and 4th highest in L.A. Dodger history.
- ◆ His 17 pinch-hits set a franchise record for most pinch-hits in a season, breaking the old mark of 16 set by SID GAUTREAUX in 1936...the previous L.A. Dodger record was 15 set by MANNY MOTA in 1974 and 1979 and ED GOODSON in 1976.
- ◆ Set the all-time record on Sept. 30 at Cincinnati off TIM BELCHER in the 7th inning...in the final home game of the season, he set the L.A. Dodger record on Sept. 27 vs. Houston off XAVIER HERNANDEZ.
- ◆ Has a .311 career batting average as a Dodger pinch-hitter (23-for-74), 6th highest in Dodger history and 3rd in L.A. Dodger history for players with 50 or more at-bats.
- ◆ Was the premier pinch-hitter in the major leagues, collecting a major league high 17 hits and 12 RBI...his .362 batting average was 7th best among N.L. pinch-hitters and his two home runs tied for 3rd in the league.
- ◆ Entered the 1992 season with 18 career pinch-hits.
- ◆ Biggest batting gain honors in the N.L. went to Webster, who raised his average 60 points over his .207 batting average in 1991.
- ◆ From the bench he was ejected from the game on May 6 at Philadelphia, his second career ejection.
- ◆ After appearing mostly as a pinch-hitter through April and the first week of May, he finally moved into the starting lineup on May 8 after STRAWBERRY strained his back...made 10 consecutive starts in left field and right and batted .242 (8-for-33) with three triples, two home runs and four RBI.
- ◆ Hit his first homer on May 9 at New York off BRET SABERHAGEN to tie the score 2-2 in the 8th inning...five days later connected on his second home run off MARK GARDNER of the Expos.
- ◆ Had two triples on May 11 at Montreal, tied for league high honors and tying his career high (5 times)...on the season he batted .290 vs. Montreal and was 7-for-16 (.438) at Montreal...he has a .425 lifetime average against the Expos.

- ♦ On June 1 at Pittsburgh he hit a pinch-hit three-run home run off DENNY NEAGLE, erasing a 6-4 Pirate lead in the 6th inning... hit his 2nd pinch-hit home run of the year and 3rd career on Sept. 13 vs. the Giants, marking the Dodgers 8th pinch-homer of the season and tying a franchise record.
- ♦ Batted leadoff for the Dodgers on June 6 vs. Cincinnati, the first time he has batted leadoff since June 10, 1991 vs. San Diego with the Pirates.
- ♦ Broke a 2-2 tie on July 20 with a two-run triple in the 8th inning.
- ♦ Had a season-high three hits on three occasions, June 12 at Cincinnati, July 12 vs. St. Louis and Aug. 10 at Atlanta... totaled nine multi-hit games.
- ♦ Totaled 10 multi-RBI games including a season-high three RBI on June 1 at Pittsburgh.
- ♦ His longest hitting streak was nine games from Sept. 6-16, five of which were pinch-hits.
- ♦ Appeared in 56 games in right field (30 starts), 36 games in left field (19 starts) and eight games in center field (four starts)... made a total of three errors in 133 total chances (.977) in 100 games, 53 starts.
- ♦ He batted in every spot in the lineup except the 8th slot.
- ♦ He hit .314 on the road, including five of his six home runs.
- ♦ Batted .324 on artificial turf and .245 on natural grass... has a .282 average over the last five years on turf.
- ♦ Batted .214 with runners in scoring position and was 1-for-6 with the bases loaded.
- ♦ Scored three runs on May 11 at Montreal, tying his career-high accomplished 11 times.
- ♦ Voted the Most Inspirational Dodger by the local BBWAA chapter.

MAJOR LEAGUE HIGHLIGHTS

1991:

- ♦ Acquired by the Dodgers from Pittsburgh on July 3 for outfielder JOSE GONZALEZ.
- ♦ Collected 10 hits in his first 27 at-bats as a Dodger (.370).
- ♦ Hit his first home run as a Dodger on July 23 vs. Philadelphia to send the game into extra innings, then singled in the game-winner in the 10th inning for a 6-5 L.A. victory.
- ♦ Made seven start for the Dodgers and batted .286 (8-for-28).
- ♦ Began the season with the Cleveland Indians and batted .125 in 13 games.
- ♦ Traded to Pittsburgh on May 19 in exchange for pitcher MIKE YORK.

1990:

- ♦ Committed one error in 118 games in the outfield (334 total chances) for a .991 fielding percentage.
- ♦ Had the highest putout ratio per nine innings for center fielders in the majors (3.35).
- ♦ Appeared in 96 games in center field and 22 games in left field.
- ♦ Matched his career high with an 11-game hitting streak between April 15-30.
- ♦ Hit his first American League home run at Toronto on April 23 off JIM ACKER.
- ♦ Hit his third career grand slam on Aug. 10 at Cleveland off Detroit's STEVE SEARCY.
- ♦ Hit the first pinch-hit home run of his career at Texas off JOHN BARFIELD on Sept. 3.

1989:

- ♦ Was on the disabled list between May 14-29 with a strained left quadriceps muscle.
- ♦ Homered in three consecutive games from June 3-5 after failing to hit a home run in his first 35 games of the season.

1988:

- ♦ Played for Montreal the first half of the season before being traded on July 14 to the Cubs in exchange for outfielder DAVE MARTINEZ.
- ♦ Had 36 multi-hit games.
- ♦ Collected 21 infield hits, including 10 bunt singles.

1987:

- ◆ Established career highs in games, at bats, runs, home runs, total bases and walks.
- ◆ Had a pair of four-hit games and 10 three-hit games.
- ◆ Hit two grand slams, both at Olympic Stadium – May 13 off Cincinnati's TOM BROWNING and July 31 off New York's RANDY MYERS.
- ◆ Hit two home runs off MIKE DUNNE of Pittsburgh on Aug. 9

1986:

- ◆ First full season in the majors.
- ◆ Led the N.L. with 13 triples and set a Montreal club record in that department.
- ◆ Finished ninth in the N.L. batting race and 10th in hits.
- ◆ Had 27 infield hits, including 12 bunt hits.
- ◆ Tied an Expos club record with a five-hit performance at Atlanta on July 6.

1985:

- ◆ Began the season with the Toronto organization before being traded to Montreal on June 22.
- ◆ Made his N.L. debut on June 22 as a defensive replacement vs. the Mets.
- ◆ Hit his first major league home run on June 30 at Olympic Stadium off Philadelphia's JERRY KOOSMAN.
- ◆ Homered twice against Houston's BOB KNEPPER at the Astrodome on July 4.
- ◆ Homered in four straight games between Sept. 6-10, setting a Montreal club record.

1983:

- ◆ Made his major league debut on Sept. 2 vs. Detroit.
- ◆ First major league hit was a single off RICK LYSANDER at Minnesota on Sept. 16.

MINOR LEAGUE HIGHLIGHTS**1984:**

- ◆ Named the MVP of the International League All-Star Game.

1983:

- ◆ Led Syracuse in games played, doubles and runs scored.

1982:

- ◆ Led Syracuse in RBI, triples, total bases and runs scored.
- ◆ Led International League outfielders with a .995 fielding percentage, committing just two errors in 385 total chances.

1981:

- ◆ Led Knoxville (AA) in batting and stolen bases and his stolen base total of 52 was 5th best in the Southern League.

1979:

- ◆ Led the Midwest League in batting and hits while playing for the Dodgers' Clinton (A) farm club.
- ◆ Named to the Midwest League All-Star team.
- ◆ Finished second in the league in runs scored and stolen bases.

1977:

- ◆ Finished fifth in the Pioneer League in batting in his first professional season.

PERSONAL

- ◆ Graduate of Larned (KS) High School where he played baseball and basketball and was also a member of the track team.
- ◆ Father MARVIN WEBSTER played in the New York Giants' farm system in the early 1950's.
- ◆ Wife's name is Jennifer and they have two daughters, Rebecca (8-6-85) and Katie (1-27-87).
- ◆ Hobbies include golf, hunting, fishing and watching reruns of the *Andy Griffith Show*.

Los Angeles Dodgers

152

WEBSTER (Continued)

MITCHELL DEAN WEBSTER

Year	Club	Avg.	G	AB	R	H	2B	3B	HR	RBI	BB	SO	SB
1977	Lethbridge	.351	55	168	45	59	4	0	0	31	36	21	13
1978	Clinton	.242	45	157	18	38	3	1	0	9	19	26	8
	Lethbridge	.319	55	182	58	58	5	1	0	18	45	22	18
1979	Clinton	.326	123	473	95	154	17	7	2	40	58	54	10
1980	Syracuse	.217	49	161	23	35	4	2	1	12	8	18	4
	Kinston	.295	65	258	43	76	7	3	0	28	21	21	16
1981	Knoxville	.294	140	554	89	163	26	6	1	42	45	56	52
1982	Syracuse	.281	137	513	95	144	21	7	13	68	67	55	12
1983	Syracuse	.260	135	462	77	120	26	8	9	45	68	60	21
	Toronto	.182	11	11	2	2	0	0	0	0	1	1	0
1984	Syracuse	.300	95	360	80	108	22	5	3	25	51	36	16
	Toronto	.227	26	22	9	5	2	1	0	4	1	7	0
1985	Toronto	.000	4	1	0	0	0	0	0	0	0	0	0
	Syracuse	.275	47	189	32	52	5	3	3	23	20	24	5
	Montreal	.274	74	212	32	58	8	2	11	30	20	33	15
1986	Montreal	.290	151	576	89	167	31	13	8	49	57	78	36
1987	Montreal	.281	156	588	101	165	30	8	15	63	70	95	33
1988	Montreal	.255	81	259	33	66	5	2	2	13	36	37	12
	Chicago (NL)	.266	70	264	36	70	11	6	4	26	19	50	10
1989	Chicago (NL)	.257	98	272	40	70	12	4	3	19	30	55	14
1990	Cleveland	.252	128	437	58	110	20	6	12	55	20	61	22
1991	Cleveland	.125	13	32	2	4	0	0	0	0	3	9	2
	Pittsburgh	.175	36	97	9	17	3	4	1	9	9	31	0
	Los Angeles	.284	58	74	12	21	5	1	1	10	9	21	0
1992	Los Angeles	.267	135	262	33	70	12	5	6	35	27	49	11
NL Totals-7 years		.270	859	2604	385	704	117	45	51	254	277	449	131
AL Totals-5 years		.241	182	503	71	121	22	7	12	59	25	78	24
ML Totals-10 years		.266	1041	3107	456	825	139	52	63	313	302	527	155

1992 Dodger Pinch-Hitters

Batter	Avg	App	AB	R	H	2B	3B	HR	RBI	SH	SF	HP	BB	IBB	SO	SB	CS	DP	GI
Anderson, D	.462	14	13	2	6	2	0	1	4	1	0	0	0	0	0	0	0	1	
Ashley, B	.500	5	4	0	2	1	0	0	0	0	0	0	0	0	1	0	0	0	
Benzinger, T	.271	51	48	4	13	4	0	2	8	0	0	0	3	0	11	0	1	0	
Bournigal, R	.000	1	1	0	0	0	0	0	0	0	0	0	0	0	1	0	0	0	
Butler, B	.333	4	3	1	1	0	0	0	0	0	0	0	1	0	1	1	0	0	
Daniels, K	.000	7	4	0	0	0	0	0	0	0	0	0	2	0	2	0	0	1	
Davis, E	.000	2	0	0	0	0	0	0	0	0	0	0	2	1	0	0	0	0	
Goodwin, T	.400	6	5	0	2	0	0	0	0	0	0	0	1	0	0	0	0	0	
Hansen, D	.200	32	25	3	5	1	0	1	2	0	0	0	4	0	7	0	0	0	
Harris, L	.207	33	29	3	6	0	0	0	2	0	0	0	3	1	4	0	0	2	
Hernandez, C	.000	10	10	0	0	0	0	0	1	0	0	0	0	0	1	0	0	2	
Hershiser, O	.500	2	2	0	1	0	0	0	0	0	0	0	0	0	0	0	0	0	
Javier, S	.241	32	29	5	7	2	0	1	4	1	0	0	2	0	5	1	0	0	
Karros, E	.571	7	7	3	4	1	0	1	4	0	0	0	0	0	2	0	0	0	
Offerman, J	.000	1	1	0	0	0	0	0	0	0	0	0	0	0	0	0	0	0	
Piazza, M	.400	5	5	0	2	0	0	0	2	0	0	0	0	0	0	0	0	0	
Rodriguez, H	.000	7	5	0	0	0	0	0	0	0	0	0	0	0	3	0	0	0	
Samuel, J	.308	14	13	0	4	0	0	0	2	1	0	0	0	0	1	0	0	0	
Scioscia, M	.154	14	13	0	2	0	0	0	0	0	0	1	0	0	4	0	0	0	
Sharperson, M	.211	48	38	8	8	3	0	0	2	0	0	0	9	0	4	0	0	3	
Strawberry, D	.500	2	2	1	1	0	0	0	0	0	0	0	0	0	0	0	0	0	
Webster, M	.362	56	47	6	17	0	0	2	12	1	2	1	5	0	10	3	0	0	
Tot: (141 G)	.266	304	36	81	14	0	8	43	4	2	2	32	2	57	5	1	9		

WEBSTER - 1992 & CAREER vs. NATIONAL LEAGUE

	1992					Career				
	AVG	AB	H	HR	RBI	AVG	AB	H	HR	RBI
vs. West										
Atlanta	.273	33	9	0	3	.342	193	66	2	21
Cincinnati	.286	35	10	1	2	.321	168	54	3	18
Houston	.179	28	5	0	2	.234	205	48	4	12
Los Angeles	—	—	—	—	—	.247	174	43	1	10
San Diego	.333	21	7	0	3	.238	239	57	3	15
San Francisco	.265	34	9	2	6	.229	210	48	8	21
West Total	.265	151	40	3	16	.266	1189	316	21	97
vs. East										
Chicago	.111	9	1	0	0	.262	214	56	4	22
Montreal	.290	31	9	1	1	.425	73	31	2	8
New York	.179	28	5	1	7	.275	280	77	6	31
Philadelphia	.375	8	3	0	2	.302	321	97	8	42
Pittsburgh	.235	17	4	1	7	.194	222	43	4	26
St. Louis	.444	18	8	0	2	.275	305	84	6	28
East Total	.270	111	30	3	19	.274	1415	388	30	157
1992 Totals	.267	262	70	6	35	.270	2604	704	51	254

1992 & CAREER BY MONTH

	1992	1992	1992	1992	1992	Career	Career	Career	Career	Career
	AVG	AB	H	HR	RBI	AVG	AB	H	HR	RBI
In April	.333	9	3	0	4	.255	424	108	5	39
May	.217	46	10	2	5	.252	497	125	8	47
June	.261	46	12	1	8	.249	546	136	9	45
July	.296	54	16	0	5	.294	551	162	11	54
August	.246	57	14	1	5	.256	523	134	13	57
Sept.-Oct.	.300	50	15	2	8	.283	566	160	17	71

1992 & CAREER STATISTICAL BREAKDOWN

	1992	1992	1992	1992	1992	Career	Career	Career	Career	Career
	AVG	AB	H	HR	RBI	AVG	AB	H	HR	RBI
Home	.216	125	27	1	13	.256	1494	382	27	160
Road	.314	137	43	5	22	.275	1613	443	36	153
Before ASG	.256	129	33	3	19	.256	1651	423	27	150
After ASG	.278	133	37	3	16	.276	1456	402	36	163
vs. RHP	.242	132	32	3	18	.253	1949	494	31	178
vs. LHP	.292	130	38	3	17	.286	1158	331	32	135
Pinch Hit	.362	47	17	2	12	.261	134	35	3	28

LEAGUE CHAMPIONSHIP SERIES RECORD

Year	Club, Opp.	Avg.	G	AB	R	H	2B	3B	HR	RBI	BB	SO	SB
1989	Chi. vs. S.F.	.333	3	3	0	1	0	0	0	0	0	0	0

MISCELLANEOUS STATISTICS

Year	Batting Totals						POS	PCT	Fielding Totals					
	IBB	HB	SF	SH	CS	TB			G	PO	A	E	TC	DP
1983	0	0	0	0	0	2	OF	1.000	11	5	0	0	5	0
1984	0	0	0	0	0	9	OF-1B	.889	26	16	0	2	18	1
1985	3	0	1	1	10	103	OF	.993	78	133	3	1	137	0
1986	4	4	5	3	15	248	OF	.977	151	325	12	8	345	3
1987	5	6	4	8	10	256	OF	.982	156	266	8	5	279	0
1988	2	8	4	5	14	186	OF	.982	151	322	3	6	331	0
1989	5	1	2	3	2	99	OF	.965	74	161	3	6	170	0
1990	1	3	6	11	6	178	OF-1B	.986	128	345	3	5	353	0
1991	1	0	0	2	3	66	OF-1B	.978	107	87	2	2	91	1
1992	3	2	5	8	5	110	OF	.977	90	130	0	3	133	0
ML Totals	24	24	27	41	65	1257		.980	972	1790	34	38	1862	5

WEBSTER'S CAREER TRANSACTIONS

- ◆ Selected by Los Angeles in June 1977 Free Agent Draft (23rd round).
- ◆ Drafted by Syracuse (Blue Jay's AAA) off the Los Angeles Dodgers' San Antonio (AA) roster at Winter Meetings on December 4, 1979.
- ◆ Acquired by Montreal from Toronto on August 10, 1985 in exchange for pitcher Cliff Young.
- ◆ Acquired by Chicago (NL) from Montreal on July 14, 1988 in exchange for outfielder Dave Martinez.
- ◆ Acquired by Cleveland from Montreal on November 20, 1989 in exchange for outfielder Dave Clark.
- ◆ Acquired by Pittsburgh from Cleveland on May 19, 1991 in exchange for pitcher Mike York.
- ◆ Traded to Los Angeles from Pittsburgh on July 3, 1991 in exchange for outfielder Jose Gonzalez.

DISABLED LIST

- ◆ May 14-29, 1989 (left quadriceps).

WEBSTER'S CAREER AND GAME HIGHS

Most Hits: 5, July 6, 1986 at Atlanta (with Montreal)
Most RBI: 5 (2 times), last time July 31, 1987 at New York (NL) (with Montreal)
Most HR: 2 (2 times), last time Aug. 9, 1987 at Pittsburgh (with Montreal)
Longest Hitting Streak: 11 games (3 times), last time April 15-30, 1990 (with Cleveland)
Career Grand Slams: 3, last time Aug. 10, 1990 vs. Detroit (with Cleveland)

LEFT-HANDED PITCHER

STEVE WILSON

Height: 6-4 **Weight:** 224
Bats: Left **Throws:** Left
Opening Day Age: 28
Birth Date: December 13, 1964
Birthplace: Victoria, BC
M.L. Service: 3 years and 95 days
How Obtained: Acquired on waivers from the Chicago Cubs on September 6, 1991 and Los Angeles sent pitcher Jeff Hartsock to Iowa as compensation
Contract Status: Signed through 1993



1992 NOTES

- ◆ Appeared in a career-high 60 games and was 2-5 with a 4.19 ERA.
- ◆ On April 12 at San Diego in his 5th appearance of the season he allowed two runs, snapping a streak of 15 scoreless outings as a Dodger.
- ◆ Suffered his first loss as a Dodger on April 22 in Los Angeles, a 4-3 setback to the Reds...dropped his next two decisions on April 26 at San Francisco and May 11 at Montreal.
- ◆ Had inherited 19 runners since joining the Dodgers in 1991 and finally allowed the 20th runner inherited to score on April 27 against the Cardinals...on the season he inherited 46 runners and stranded 35 (76%) and as a Dodger he has inherited 62 men and stranded 51 (82%).

- ◆ Stopped a three-game losing streak on May 23 in a Dodger 5-4 win vs. the Pirates, his first win as a Dodger...won his second and final game on June 29 vs. the Padres, a 6-5 Dodger win.
- ◆ First batters were 9-for-51 (.176) and in his career, first batters faced are batting .184 (25-for-136) with no home runs.
- ◆ Opponents hit .228 with runners in scoring position.
- ◆ Left-handed batters hit .255 with two home runs and right-handed batters hit .299 with four home runs...in his career, left-handed hitters are batting .244 (88-for-360) and six home runs and right-handed hitters are batting .267 (230-for-863) with 25 home runs.
- ◆ The two left-handed batters that homered in 1992 were the Padres' FRED McGRIFF and the Pirates' ANDY VAN SLYKE.
- ◆ Has a career 7-9 record with a 3.79 ERA as a reliever in 157 games with five saves and is 5-9 as a starter with a 5.50 ERA in 23 starts...last save was on Sept. 18, 1991 vs. the Reds...last start was on Sept. 30, 1990 at New York.
- ◆ Had four save opportunities but did not record a save...his four blown saves were against Montreal (2), Houston and San Diego.
- ◆ Pitched in consecutive games 13 times...longest outing of the season was 3.2 innings pitched on June 12 at Cincinnati...pitched in one inning or less 40 times.
- ◆ Fanned a season-high five batters on May 5 at Philadelphia in 2.0 innings...it was a career-high as a Dodger...struck out two or more batters 14 times.
- ◆ Made one error in 12 total chances (.917) and has made five career errors in 56 total chances (.911).

MAJOR LEAGUE HIGHLIGHTS

1991:

- ◆ Started the season with the Chicago Cubs.
- ◆ Made his Dodger debut on Sept. 7 at Pittsburgh and struck out the only batter he faced, BARRY BONDS, in the eighth inning to protect a 2-1 Dodger lead.
- ◆ Did not allow a run and only one hit in 11 games for the Dodgers, totaling 8.1 innings.
- ◆ Earned his first save as a Dodger on Sept. 17 vs. Cincinnati.

1990:

- ◆ Started 15 games and pitched his first and only major league complete game on July 15 vs. Los Angeles, a 5-1 win at Wrigley.
- ◆ Also fanned a career-high 10 batters that same day.

1989:

- ◆ First major league win was on April 7 vs. the Pirates.
- ◆ First major league save was on April 21 at New York.
- ◆ In his final at-bat of the season, he singled off BOB TEWKSBURY for his first major league hit.

1988:

- ◆ Made his major league debut on Sept. 16 at California, pitching 5.1 innings in relief for the Rangers in a 7-2 loss.

MINOR LEAGUE HIGHLIGHTS

1988:

- ◆ Collected 132 strikeouts, 3rd highest in the league in 165.1 innings...was a midseason and postseason All-Star.
- ◆ Finished 3-0 in postseason play, helping Tulsa (AA) win the Texas League championship.
- ◆ His combined 18 wins were the most ever by a minor league pitcher in the Texas organization.

PERSONAL

- ◆ Graduated from Eric Hamber High School in Vancouver, British Columbia in 1982, where he played hockey, volleyball and soccer...the school did not field a baseball team.
- ◆ Attended the University of Portland (OR) and was named to the all-conference baseball team in 1985...threw two no-hitters in college, including a perfect game.

Los Angeles Dodgers

156

WILSON (Continued)

- ◆ Pitched for the Canadian Olympic team at Dodger Stadium in 1984 and in the Pan American games in 1983.
- ◆ Wife's name is Janet and they have a daughter Kady (9-22-89) and a son Andrew (5-8-91).
- ◆ Is an avid hockey fan and enjoys country music.

STEVE DOUGLAS WILSON

Year	Club	W-L	ERA	G	GS	CG	SHO	SV	IP	H	R	ER	BB	SO
1985	Burlington	3-5	4.58	21	10	0	0	0	72.2	71	44	37	27	76
1986	Tulsa	7-13	4.87	24	24	2	0	0	136.2	117	83	74	103	95
1987	Pt. Charlotte	9-5	2.44	20	17	1	1	0	107.0	81	41	29	44	80
1988	Tulsa	15-7	3.16	25	25	5	3	0	165.1	147	72	58	53	132
	Texas	0-0	5.87	3	0	0	0	0	7.2	7	5	5	4	1
1989	Chicago (NL)	6-4	4.20	53	8	0	0	2	85.2	83	43	40	31	65
1990	Chicago (NL)	4-9	4.79	45	15	1	0	1	139.0	140	77	74	43	95
1991	Iowa	3-8	3.87	25	16	1	0	0	114.0	102	55	49	45	84
	Chicago (NL)	0-0	4.38	8	0	0	0	0	12.1	13	7	6	5	9
	Los Angeles	0-0	0.00	11	0	0	0	2	8.1	1	0	0	4	5
1992	Los Angeles	2-5	4.19	60	0	0	0	0	66.2	74	37	31	29	54
NL Totals-4 years		12-18	4.36	177	23	1	0	5	312.0	311	164	151	112	228
AL Totals-1 year		0-0	5.87	3	0	0	0	0	7.2	7	5	5	4	1
ML Totals-5 years		12-18	4.39	180	23	1	0	5	319.2	318	169	156	116	229

WILSON - 1992 & CAREER vs. NATIONAL LEAGUE

	1992						Career					
	W-L	ERA	IP	ER	SO	SV	W-L	ERA	IP	ER	SO	SV
vs. West												
Atlanta	0-0	1.00	9.0	1	8	0	0-1	4.60	29.1	15	19	0
Cincinnati	0-2	3.48	10.1	4	6	0	0-3	5.87	23.0	15	16	1
Houston	0-0	2.84	6.1	2	5	0	0-0	1.32	13.2	2	11	1
Los Angeles	-	-	-	-	-	-	2-0	2.52	25.0	7	14	0
San Diego	1-0	16.20	3.1	6	2	0	2-0	4.40	14.1	7	9	1
San Francisco	0-1	2.25	4.0	1	4	0	0-1	2.55	24.2	7	22	0
West Total	1-3	3.82	33.0	14	25	0	4-5	3.67	130.0	53	91	3
vs. East												
Chicago	0-0	0.00	3.0	0	2	0	0-0	0.00	3.0	0	2	0
Montreal	0-2	3.60	5.0	2	4	0	0-2	3.48	20.2	8	14	1
New York	0-0	12.00	3.0	4	3	0	1-2	4.97	38.0	21	34	1
Philadelphia	0-0	1.93	9.1	2	11	0	2-4	5.52	44.0	27	28	0
Pittsburgh	1-0	9.00	9.0	9	6	0	4-3	4.99	39.2	22	27	0
St. Louis	0-0	0.00	4.1	0	3	0	1-2	4.91	36.2	20	32	0
East Total	1-2	4.54	33.2	17	29	0	8-13	4.85	182.0	98	137	2
1992 Totals	2-5	4.19	66.2	31	54	0	12-18	4.36	312.0	151	226	3

1992 & CAREER BY MONTH

	W-L	ERA	IP	ER	SO	SV	W-L	ERA	IP	ER	SO	SV
In April	0-2	2.53	10.2	3	11	0	1-5	4.74	38.0	20	22	1
May	1-1	2.84	6.1	2	8	0	2-2	4.99	30.2	17	23	0
June	1-1	4.50	16.0	8	13	0	4-2	3.38	72.0	27	44	1
July	0-1	4.85	13.0	7	9	0	1-2	3.81	52.0	22	42	1
August	0-0	7.20	10.0	8	7	0	3-3	4.79	56.1	30	45	0
Sept.-Oct.	0-0	2.53	10.2	3	6	0	1-4	5.09	70.2	40	53	2

1992 & CAREER STATISTICAL BREAKDOWN

	W-L	ERA	IP	ER	SO	SV	W-L	ERA	IP	ER	SO	SV
Home	2-2	4.25	29.2	14	29	0	7-10	5.03	154.0	86	119	4
Road	0-3	4.14	37.0	17	25	0	5-8	3.80	165.2	70	109	1
Starter	0-0	0.00	0.0	0	0	0	5-9	5.50	113.0	69	78	0
Reliever	2-5	4.19	66.2	31	54	0	7-9	3.79	206.2	87	150	5
Before ASG	2-4	3.38	40.0	15	39	0	7-9	3.94	157.2	69	105	3
After ASG	0-1	5.40	26.2	16	15	0	5-9	4.83	162.0	87	123	2

LEAGUE CHAMPIONSHIP SERIES RECORD

Year	Club, Opp.	W-L	ERA	G	GS	CG	SHO	SV	IP	H	R	ER	BB	SO
1989	Chi. vs. S.F.	0-1	4.91	2	0	0	0	0	3.2	3	5	2	1	4

MISCELLANEOUS STATISTICS

Year	Pitching Totals					Hitting Totals							
	IBB	HB	WP	BK	HR	Avg.	AB	R	H	2B	3B	HR	RBI
1988	1	0	0	0	1	.000	0	0	0	0	0	0	0
1989	5	1	0	1	6	.063	16	1	1	0	0	0	0
1990	6	2	2	1	17	.162	37	3	6	1	0	0	3
1991	1	0	0	0	1	.000	2	0	0	0	0	0	0
1992	7	1	7	0	6	.333	3	0	1	0	0	0	0
ML Totals	20	4	9	2	31	.138	58	4	8	1	0	0	3

WILSON'S CAREER TRANSACTIONS

- ◆ Selected by Texas in the 4th round of the June 1985 Free Agent Draft.
- ◆ Traded with pitchers Mitch Williams and Paul Kilgus, infielders Curtis Wilderson and Luis Benitez and outfielder Pablo Delgado to Chicago for outfielder Rafael Palmeiro and pitchers Jamie Moyer and Drew Hall on Dec. 5, 1988.
- ◆ Acquired on waivers from the Chicago Cubs on Sept. 6, 1991 and pitcher Jeff Hartsock was sent to Iowa (AAA) as compensation.

WILSON'S CAREER AND GAME HIGHS

- Low Hit Game:** 6, July 15, 1990 vs. Los Angeles (with Chicago)
Most Innings Pitched- Starter: 9.0, July 15, 1990 vs. Los Angeles (with Chicago)
Most Innings Pitched- Reliever: 6.2, Aug. 11, 1990 at New York (with Chicago)
Most Strikeouts: 10 (2 times), last time July 15, 1990 vs. Los Angeles (with Chicago)
Most Walks: 5, April 12, 1990 vs. Philadelphia (with Chicago)
Longest Winning Streak: 5 games, April 7-Aug. 5, 1989 (with Chicago)
Longest Losing Streak: 8 games, Aug. 10, 1989-May 13, 1990 (with Chicago)

RIGHT-HANDED PITCHER

TODD WORRELL

Height: 6-5 **Weight:** 222
Bats: Right **Throws:** Right
Opening Day Age: 33
Birth Date: September 28, 1959
Birthplace: Arcadia, CA
M.L. Service: 7 years and 41 days
How Obtained: Signed by Los Angeles as a free agent on December 9, 1992
Contract Status: Signed through 1995 season



38

1992 NOTES

- ◆ Having not pitched since the 1989 season because of right elbow and shoulder injuries, he bounced back to give the Cardinals a solid bullpen featuring Todd and LEE SMITH.
- ◆ Finished the campaign with a 5-3 record, a 2.11 ERA and three saves...was basically the set-up man for LEE SMITH...his 2.11 ERA was 7th best in the circuit among relief men.

- ◆ Manager JOE TORRE and pitching coach JOE COLEMAN worked him two straight days nine times, three straight days three times and four consecutive days just once.
- ◆ In his 67 relief appearances, only five times did he work more than one inning...pitched a season-high two innings three times.
- ◆ He did not allow a run in his first 10 outings, a span of 11.0 innings.
- ◆ Earned his first win since 1989 with two scoreless innings of relief on April 28 at Los Angeles.
- ◆ Recorded his first save of the season on July 16 at Cincinnati... it was his first save since Aug. 28, 1989, also against the Reds.
- ◆ Has 129 career saves, all with the Cardinals...it is the most ever by a Cardinal reliever and two more than BRUCE SUTTER recorded with the Cards.
- ◆ His 129 career saves ranks 17th among active players and 31st on the all-time save list.
- ◆ Allowed just two earned runs in 36.2 innings pitched (0.49 ERA) after June 30.
- ◆ Posted a season-high 16-inning consecutive scoreless streak from Aug. 2-Sept. 6 and finished the season with an 11-inning scoreless streak over his last 10 games.
- ◆ Fanned 64 batters in 64 innings pitched...his 64 K's led all Cardinal relief pitchers.
- ◆ Allowed just three earned runs in 35.1 innings (0.76) in 37 games at Busch Stadium.
- ◆ Had seven save opportunities...two of his saves were against the Giants...blown saves were against the Astros and Expos and two vs. the Phillies.
- ◆ Opponents batted .129 with runners in scoring position and over the last five years opposing batters have a .188 average (45-for-239).
- ◆ First batters were 13-for-63 (.206) with two homers and 14 strikeouts... over the last five years, opponent first batters are hitting .226 with six home runs and 32 strikeouts.
- ◆ Was extremely tough on left-handed hitters, opponents batting only .174 while right-handed batters hit a .226...over the last five seasons right-handers are batting .214 with four homers while left-handed hitters are batting .207 with 11 home runs.
- ◆ In the last five years he has a 0.96 ERA in 23 games in September/October including seven saves.
- ◆ From July 1 to the end of the season he was 2-0 with three saves and an 0.49 ERA (2 ER/36.2 IP)...he had a 0.55 ERA (2 ER/33 IP) after the All-Star break and opponents batted .162.
- ◆ Did not have an at-bat...last hit was on July 28, 1987 off RON DARLING of the Mets.

MAJOR LEAGUE HIGHLIGHTS

1991:

- ◆ Suffered setbacks for the second straight season, as he continued comeback efforts following 1989 elbow injury.
- ◆ Attempted to return during spring training but needed more time to rehabilitate his right elbow...was placed on the 15-day DL on April 4.
- ◆ Went to Louisville for a rehab assignment, appeared in three games but experienced soreness in his right shoulder in July.
- ◆ Underwent arthroscopic surgery to repair tear of rotator cuff in his right shoulder on July 31.

1990:

- ◆ Missed the entire season after undergoing surgery on Dec. 1, 1989.
- ◆ Dr. Frank Jobe performed surgery to repair damaged medial collateral ligament in his right elbow.

1989:

- ◆ Was 10th in the league with 50 Rolaids Relief points.
- ◆ Recorded 20 or more saves for 4th straight season, joining BRUCE SUTTER as the only other Cardinal to achieve the feat.
- ◆ Injured his right elbow while pitching in 9th inning on Sept. 4 vs. Montreal.
- ◆ Was sidelined the remainder of the season.

1988:

- ◆ Became the first reliever in major league history to record at least 30 saves in his first three seasons, totaling a team-high 32 in 1988.
- ◆ Saved his 100th career game on Aug. 28 at Cincinnati...reached the 100-save mark in his 226th career game, the earliest in M.L. history.
- ◆ Finished 3rd in the N.L. in saves (32) and 6th in games pitched (68).
- ◆ Finished 5th in N.L. with 70 Rolaids Relief points.
- ◆ Ranked 7th among N.L. relievers with 78 strikeouts (7.8 per 9 IP).
- ◆ Was named to the All-Star team for the first time in his career and pitched one scoreless inning.
- ◆ Was named best relief pitcher in the National League by a *Baseball America* poll.

1987:

- ◆ Became the first reliever in major league history to record at least 30 saves in his first two seasons.
- ◆ Finished second in the N.L. standings for Rolaids Relief Man with 76 points.
- ◆ Was named top N.L. reliever for the month of August when he was 3-0 with six saves.
- ◆ Ranked 5th among N.L. relievers in wins (8), 3rd in saves (33), 7th in games (75), tied for 4th in games finished (54), tied for 6th in ERA (2.66) and tied for 8th in strikeouts (92).

1986:

- ◆ In his first full season in the major leagues, was named the N.L. Rookie of the Year.
- ◆ Was named the N.L. Player of the Week for July 21-27.
- ◆ Was also named the N.L. Pitcher of the Month for July after posting a 1-0 record with a 1.17 ERA with eight saves.
- ◆ Established Major League rookie record for saves with 36...recorded at least two saves against every N.L. club.
- ◆ Tied for third in the league in games pitched (74).
- ◆ Became the first rookie to win Rolaids Relief Man Award with 80 points.
- ◆ Was the first Rookie of the Year to lead the league in saves.
- ◆ Selected as N.L. relief pitcher on the UPI postseason team.
- ◆ Named St. Louis BBWAA chapter's Baseball Man of the Year.

1985:

- ◆ Recorded his first major league win on Sept. 4 vs. the Reds, working 1.2 scoreless and hitless innings.
- ◆ Picked up first major league save on Sept. 13 at Chicago, working the final 2.1 innings and recording four strikeouts.
- ◆ Was the winning pitcher in the sixth and final game of the LCS against the Dodgers.
- ◆ Earned a save in Game One of the World Series.

MINOR LEAGUE HIGHLIGHTS**1985:**

- ◆ Quickly became the most feared American Association reliever, with lowest opponents average in the league, allowing 12 hits in 98 at-bats (.122) and highest strikeouts to innings pitched ratio, 43 Ks in 30.1 IP, an average of 12.76 strikeouts per nine innings.

PERSONAL

- ◆ A 1977 graduate of Maranatha High School in Arcadia, CA, where he lettered in baseball, basketball and football.
- ◆ Received a Bachelor of Science Degree in Christian Education from Biola College (CA)...named to *The Sporting News* All-America team in 1982.
- ◆ Participated in Little League, Pony and American Legion programs as an amateur.
- ◆ Married the former Jamie Werk on Oct. 27, 1984...they have three sons, Joshua (11-17-86), Jeremy (5-6-88), Jacob (12-4-90) and a daughter, Hannah (2-3-93).
- ◆ Is a member of Fellowship of Christian Athletes, is involved in Christian youth ministries and is a member of the National Sports Committee for Leukemia Society.
- ◆ Enjoys bass fishing, bow hunting and swimming.

Los Angeles Dodgers

160

WORRELL (Continued)

TODD ROLAND WORRELL

Year	Club	W-L	ERA	G	GS	CGSHO	SV	IP	H	R	ER	BB	SO	
1982	Erie	4-1	3.13	9	8	0	0	52.0	52	23	19	15	57	
1983	Louisville	4-2	4.74	15	14	1	0	80.0	76	49	42	42	46	
	Arkansas	5-2	3.07	10	10	4	0	70.0	57	33	24	37	74	
1984	Arkansas	3-10	4.49	18	18	5	0	100.1	109	72	50	67	68	
	St. Petersburg	3-2	2.09	8	7	2	0	47.1	41	22	11	24	33	
1985	Louisville	8-6	3.60	34	17	2	1	111.2	114	59	51	47	126	
	St. Louis	3-0	2.91	17	0	0	0	5	21.2	17	7	7	17	
1986	St. Louis	9-10	2.08	74	0	0	0	36	103.2	86	29	24	41	73
1987	St. Louis	8-6	2.66	75	0	0	0	33	94.2	86	29	28	34	92
1988	St. Louis	5-9	3.00	68	0	0	0	32	90.0	69	32	30	34	78
1989	St. Louis	3-5	2.96	47	0	0	0	20	51.2	42	21	17	26	41
	Louisville	0-0	0.00	1	1	0	0	1.0	0	0	0	0	1	
1990	St. Louis	(Injured — did not play)												
1991	Louisville	0-0	18.00	3	0	0	0	3.0	4	6	6	3	4	
1992	St. Louis	5-3	2.11	67	0	0	0	3	64.0	45	15	15	25	64
ML Totals-7 years		33-33	2.56	348	0	0	0	129	425.2	345	133	121	167	365

WORRELL - 1992 & CAREER vs. NATIONAL LEAGUE

	1992						Career						
	W-L	ERA	IP	ER	SO	SV	W-L	ERA	IP	ER	SO	SV	
vs. West													
Atlanta	0-0	0.00	7.0	0	4	0	4-1	3.18	34.0	12	23	12	
Cincinnati	0-0	0.00	4.2	0	5	1	2-2	2.02	35.2	8	23	10	
Houston	0-0	2.25	4.0	1	4	0	1-2	4.30	23.0	11	18	9	
Los Angeles	2-0	0.00	6.0	0	6	0	4-3	3.71	26.2	11	24	6	
San Diego	0-1	15.0	3.0	5	3	0	3-3	3.38	32.0	12	37	14	
San Francisco	0-0	0.00	6.0	0	4	2	3-3	2.27	39.2	10	33	11	
West Total	2-1	1.76	30.2	6	26	3	17-14	3.02	191.0	64	158	62	
Chicago	0-0	0.00	5.0	0	4	0	0-2	1.58	51.1	9	47	22	
Montreal	0-0	2.00	9.0	2	13	0	3-4	1.23	58.2	8	54	10	
New York	0-0	0.00	7.0	0	7	0	2-5	3.96	38.2	17	24	7	
Philadelphia	3-1	7.11	6.1	5	8	0	9-4	2.12	59.1	14	61	17	
Pittsburgh	0-1	3.00	6.0	2	6	0	2-4	3.04	26.2	9	21	11	
St. Louis	-	-	-	-	-	-	-	-	-	-	-	0	
East Total	3-2	2.43	33.1	9	38	0	16-19	2.19	234.2	57	207	67	
1992 Totals	5-3	2.11	64.0	15	64	3	33-33	2.56	425.2	121	365	129	

1992 & CAREER BY MONTH

	W-L	ERA	IP	ER	SO	SV	W-L	ERA	IP	ER	SO	SV
In April	1-0	0.00	11.0	0	12	0	2-4	2.14	59.0	14	42	15
May	1-1	5.06	10.2	6	13	0	5-5	2.99	72.1	24	57	22
June	1-2	11.12	5.2	7	6	0	7-11	2.25	72.0	18	71	18
July	0-0	0.96	9.1	1	4	1	4-8	3.36	61.2	23	62	23
August	2-0	0.00	12.2	0	15	0	9-4	2.56	77.1	22	57	26
Sept.-Oct.	0-0	0.61	14.2	1	14	2	6-1	2.16	83.1	20	76	25

1992 & CAREER STATISTICAL BREAKDOWN

	W-L	ERA	IP	ER	SO	SV	W-L	ERA	IP	ER	SO	SV
Home	1-0	0.76	35.1	3	37	2	20-18	2.37	224.0	59	185	62
Road	4-3	3.77	28.2	12	27	1	13-15	2.77	201.2	62	180	67
Starter	-	-	-	-	-	-	-	-	-	-	-	-
Reliever	5-3	2.11	64.0	15	64	3	33-33	2.56	425.2	121	365	129
Before ASG	3-3	3.77	31.0	13	33	0	18-21	2.56	228.1	65	195	60
After ASG	2-0	0.55	33.0	2	31	3	15-12	2.55	197.1	56	170	69

LEAGUE CHAMPIONSHIP SERIES RECORD

Year	Club, Opp.	W-L	ERA	G	GS	CGSHO	SV	IP	H	R	ER	BB	SO
1985	Stl. vs. L.A.	1-0	1.42	4	0	0	0	6.1	4	1	1	2	3
1987	Stl. vs. S.F.	0-0	2.08	3	0	0	0	4.1	4	1	1	1	6
LCS Totals		1-0	1.69	7	0	0	0	10.2	8	2	2	3	9

WORLD SERIES RECORD

Year	Club, Opp.	W-L	ERA	G	GS	CGSHO	SV	IP	H	R	ER	BB	SO
1985	Stl. vs. K.C.	0-1	3.86	3	0	0	0	4.2	4	2	2	2	6
1987	Stl. vs. Min.	0-0	1.29	4	0	0	0	7.0	6	1	1	4	3
WS Totals		0-1	2.31	7	0	0	0	11.2	10	3	3	6	9

ALL-STAR GAME RECORD

Year	Club, Site	W-L	ERA	G	GS	CGSHO	SV	IP	H	R	ER	BB	SO
1988	Stl., Cin.	0-0	0.00	1	0	0	0	1.0	0	0	0	0	0

MISCELLANEOUS STATISTICS

Year	Pitching Totals					Hitting Totals							
	IBB	HB	WP	BK	HR	Avg.	AB	R	H	2B	3B	HR	RBI
1985	2	0	2	0	2	.000	1	0	0	0	0	0	0
1986	16	1	1	0	9	.143	7	0	1	0	1	0	0
1987	11	0	1	0	8	.100	10	0	1	0	0	0	0
1988	14	1	6	2	7	.000	6	1	0	0	0	0	0
1989	13	0	3	3	4	.000	1	0	0	0	0	0	0
1990	-	-	-	-	-	-	-	-	-	-	-	-	-
1991	-	-	-	-	-	-	-	-	-	-	-	-	-
1992	5	1	1	1	4	-	-	-	-	-	-	-	-
Totals	61	3	14	6	34	.080	25	1	2	0	1	0	0

WORRELL'S CAREER TRANSACTIONS

- ◆ Selected by St. Louis in the 1st round (21st overall selection) in the June 1982 Free Agent Draft.
- ◆ Signed as a free agent by Los Angeles on Dec. 9, 1992.

DISABLED LIST

- ◆ May 14-June 7, 1989 (rt. elbow)
- ◆ March 31, 1990-Rest of season (rt. elbow).
- ◆ April 4-Oct. 17, 1991 (rt. elbow and rt. shoulder).

WORRELL'S CAREER AND GAME HIGHS

Most Innings Pitched: 3.0 (5 times), last time July 29, 1988

Most Strikeouts: 5, Aug. 9, 1987 at Philadelphia

Most Walks: 5 (2 times), last time April 18, 1987 vs. New York

Longest Winning Streak: 4 games (2 times), last time May 7-July 3, 1988

Longest Losing Streak: 5 games (2 times), July 6-30, 1988

Dodger Players Lost to Expansion Draft

October 10, 1961

Player	Pos.	Years with Dodgers	New Club
Roger Craig	RHP	1955-61	New York Mets
Gil Hodges	1B	1943, 47-61	New York Mets
Dick Farrell	RHP	1961	Colt 45's
Jim Golden	RHP	1960-61	Colt 45's
Bob Aspromonte	INF	1956, 60-61	Colt 45's
Norm Larker	INF	1958-61	Colt 45's

October 14, 1968

Player	Pos.	Years with Dodgers	New Club
Jack Billingham	RHP	1968	Montreal Expos
Jim "Mudcat" Grant	RHP	1968	Montreal Expos
Jim Fairey	OF	1968, '73	Montreal Expos
Zoilo Versalles	INF	1968	San Diego Padres
Al Ferrara	OF	1963, 65-68	San Diego Padres
Jim Williams	OF	---- *	San Diego Padres

November 17, 1992

Player	Pos.	Years with Dodgers	New Club
Eric Young	2B	1992	Colorado Rockies
Jamie McAndrew	RHP	----	Florida Marlins
Roberto Mejia	2B	----	Colorado Rockies

* Did not play on the major league level with L.A., came up with the Padres in 1969.

Glossary of Medical Terms

Anterior – In front of; the front surface of.

Arthrogram – X-ray technique for joints using air and/or dye injected into the affected area; useful in diagnosing meniscus tears of the knee and rotator cuff tears on the shoulder.

Cartilage – Smooth, slippery substance preventing two ends of bones from rubbing together.

Cat Scan – Use of a computer to produce a cross sectional view of the anatomical part being investigated from x-ray data.

Contusion – An injury to muscle and tissue caused by a blow from a blunt object.

Disc – A flat, rounded plate between each vertebrae of the spine. The disc consists of a thick fiber ring which surrounds a soft gel-like interior. It functions as a cushion for the spinal column.

Lateral – To the outside of the body.

Ligament – Band of fibrous tissue that connects bone to bone, or bone to cartilage and supports and strengthens joints.

Magnetic Resonance Imaging (MRI) – Imaging procedure in which radio frequency pulse causes certain electrical elements of the injured tissue to reach this pulse and through this process a computer display and permanent film establish a visual image. MRI does not require radiation and is very useful in the diagnosis of soft tissue, disc, and meniscus injuries.

Medial – Pertaining to or near the middle.

Meniscus – Crescent shaped cartilage, usually pertaining to the knee joint; also known as "cartilage". There are two menisci in the knee, medial and lateral. These work to absorb weight within the knee and provide stability.

Posterior – At the back part; or rear of the body.

Quadricep Muscles "Quads" – A group of four muscles in the front of the thigh that run from the hip and form a common tendon at the patella; they are responsible for the knee extension.

Rotator Cuff – Comprised of four muscles in the shoulder area that can be irritated by overuse. The muscles are the supraspinatus (most commonly injured), infraspinatus, teres minor subscapularis.

Sprain – Injury resulting from the stretch or twist of the joint which causes various degrees of stretch or tear of a ligament or other soft tissue at the joint.

Strain – Injury resulting from the stretch or twist of the joint which causes various degrees of stretch or tear to the muscle or tendon tissue.


Tendinitis – Inflammation of the tendon and/or tendon sheath, caused by chronic overuse or sudden injury.

Tendon – Tissue that connects muscle to bone.

Ultrasound – An electrical modality that transmits a sound wave through an applicator into the skin to the soft tissue in order to heat the local area for relaxing the injured tissue and/or disperse edema.

Note: This list is not meant to be all inclusive, nor should it be used as a substitute for a physician's diagnosis and/or description of an injury or illness.

Non-Roster Players



Jim Gilliam, 1953



PEDRO CHAVEZ

INFIELDER

Height: 5-11 **Weight:** 162
Bats: Right **Throws:** Right
Opening Day Age: 31
Birth Date: February 23, 1962
Birthplace: Los Teques, Ven.
M.L. Service: None
How Obtained: Signed as a free agent on December 28, 1992
Contract Status: Signed to a minor league contract for 1993



71

1992 NOTES

- Played in Taiwan during the 1992 season.

MINOR LEAGUE HIGHLIGHTS**1987:**

- Promoted to Toledo (AAA) in mid-season from Glens Falls (AA).
- Had his finest offensive season, combining to hit .318 with a career-high 12 home runs and 53 RBI.
- Named to the Eastern League (AA) mid-season All-Star team.

PEDRO JOSE CHAVEZ

Year	Club	Avg.	G	AB	R	H	2B	3B	HR	RBI	BB	SO	SB
1981	Macon	.247	99	324	42	80	10	2	2	24	8	47	5
1982	Lakeland	.268	83	254	27	68	11	1	2	29	10	28	8
1983	San Jose	.273	107	401	56	111	12	3	6	42	23	60	23
	Birmingham	.224	20	49	7	11	1	0	0	3	5	7	1
1984	Birmingham	.237	60	228	26	54	8	0	1	25	19	22	8
	Evansville	.269	88	334	47	90	18	4	1	27	23	39	6
1985	Nashville	.227	51	154	14	35	3	1	2	14	12	17	6
	Birmingham	.222	55	189	20	42	2	1	0	18	15	21	7
1986	Nashville	.258	122	414	55	107	20	3	2	43	36	42	24
1987	Glens Falls	.339	63	236	55	80	12	1	7	38	20	27	4
	Toledo	.285	54	165	23	47	9	0	5	15	10	29	6
1988	Toledo	.222	38	117	8	26	3	0	0	5	8	11	3

CHAVEZ'S CAREER TRANSACTIONS

- Signed by Detroit as a free agent on Aug. 20, 1980.
- Signed by Los Angeles as a free agent on Dec. 28, 1992.

"Blown Save" Definition

When a relief pitcher enters a game in a save situation and departs with a save situation no longer in effect because he has given up the lead, he is charged with a "blown save". (If the save opportunity still exists when he leaves the game, he is not charged with a save opportunity. If the pitcher has not given up the lead when he leaves the game, though the save opportunity may no longer exist, he is not charged with a save opportunity.) The Rolaid's Relief Man program began factoring "blown saves" into its exclusive formula in 1988.

KEVIN ELSTER

INFIELDER

Height: 6-2 **Weight:** 200
Bats: Right **Throws:** Right
Opening Day Age: 28
Birth Date: August 3, 1964
Birthplace: San Pedro, CA
M.L. Service: 5 years and 61 days
How Obtained: Signed by Los Angeles as a free agent on January 12, 1993
Contract Status: Signed to a minor league contract for 1993


15

1992 NOTES

- ◆ Began the season as the Mets' Opening Day shortstop, his fourth career opening day assignment.
- ◆ Started four of the first five Mets' games, but was still hampered by a sore right shoulder which was originally operated on in Sept. of 1990.
- ◆ Placed on the 15-day disabled list on April 15, retroactive to April 13 and was transferred to the 60-day DL on May 7.
- ◆ Underwent surgery to stabilize the anterior capsule in his right shoulder on May 7...the surgery was performed by Dr. Frank Jobe.
- ◆ Appeared in a total of six games and was 4-for-18 (.222).

MAJOR LEAGUE HIGHLIGHTS

1991:

- ◆ Appeared in 115 games for the Mets, 98 starts at shortstop.
- ◆ Was on the disabled list from May 6-21 with a strained left groin.
- ◆ With runners in scoring position and less than two outs, he hit .343 (12-for-35) with 13 RBI...overall with men in scoring position, he batted .271 (23-for-85) with two homers and 25 RBI.
- ◆ Stole home on the back end of a double steal in the fourth inning of 7-6 loss vs. the Reds on June 19...it was his first career steal of home.
- ◆ Collected a career-high four RBI on April 21 at Montreal...had seven multi-hit games.

1990:

- ◆ Had his season cut short on Sept. 4 when he underwent arthroscopic surgery on his right shoulder in Birmingham, AL... Dr. James Andrews performed the surgery to repair the torn anterior capsule and labrum of the shoulder.
- ◆ Last played on Aug. 3 at St. Louis...placed on the 15-day DL on Aug. 7, retroactive to Aug. 4.
- ◆ Tied his career-high with four hits against the Dodgers on May 22 in Los Angeles.

1989:

- ◆ Set a then-major league record for errorless games by a shortstop (88 games)... also set a Mets' club record for RBI in a season and tied the club mark for home runs in a season by a shortstop.
- ◆ Committed an error at Cincinnati on May 9 in the 9th inning bobbling a ground ball hit by BARRY LARKIN to end his errorless streak at 88 games in 294 chances from July 20, 1988-May 9, 1989... CAL RIPKEN, JR. of the Baltimore Orioles broke Elster's record in 1990 by going 95 games (431 chances) without an error at shortstop.

- ◆ Broke ED BRESSOUD'S club record for RBI in a season by a Mets' shortstop (49 in 1966) by totaling 55 RBI... tied Bressoud's 1966 mark of 10 homers in a season.
- ◆ Had a career-high 12-game hitting streak from July 18-30.
1988:
- ◆ Hit two home runs on Sept. 2 vs. the Dodgers in an 8-0 win, his first career multi-homer game...hit a solo shot in the third inning and a two-run homer in the fifth inning.
- ◆ Went the final 60 games (since July 19) of the season without an error.
1987:
- ◆ Recalled from Tidewater (AAA) of the International League on Sept. 9.
- ◆ Picked up his first major league RBI with a double against JOHN TUDOR of the Cardinals on Oct. 2.
1986:
- ◆ Had his contract purchased from Jackson (AA) of the Texas League.
- ◆ Collected a hit off the Giants' FRANK WILLIAMS in his first major league at-bat on Sept. 3 at Shea Stadium.
- ◆ Played in four games during the NLCS vs. Houston and in Game Six of the World Series vs. Boston.

MINOR LEAGUE HIGHLIGHTS

- 1987:**
- ◆ Named the starting shortstop on the Triple-A All-Star team as well as the International League's All-Star squad.
- ◆ Led the league with 170 hits, a Tidewater franchise record...also set a Tidewater mark for shortstops with 219 putouts and 418 assists.
1986:
- ◆ Led all Texas League shortstops in fielding percentage (.953), assists (365) and total chances (590).
1985:
- ◆ His season came to an end on Aug. 10 when he fractured his left thumb while diving for a ground ball in a game against Shreveport.
1984:
- ◆ Named the All-Star shortstop for the N.Y. Penn League.
- ◆ Led the Penn League shortstops in fielding (.955) and total chances (358).

PERSONAL

- ◆ Graduated from Marina High School in Huntington Beach, CA in 1982.
- ◆ Attended Golden West Junior College for two years and hit .338 and .349.

KEVIN DANIEL ELSTER

Year	Club	Avg.	G	AB	R	H	2B	3B	HR	RBI	BB	SO	SB
1984	Little Falls	.257	71	257	35	66	7	3	3	35	35	41	13
1985	Lynchburg	.295	59	224	41	66	9	0	7	26	33	21	8
	Jackson	.257	59	214	30	55	13	0	2	22	19	29	2
1986	Jackson	.269	127	435	69	117	19	3	2	51	61	46	6
	New York	.167	19	30	3	5	1	0	0	0	3	8	0
1987	Tidewater	.310	134	549	83	170	33	7	8	74	35	62	7
	New York	.400	5	10	1	4	2	0	0	1	0	1	0
1988	New York	.214	149	406	41	87	11	1	9	37	35	47	2
1989	New York	.231	151	458	52	106	25	2	10	55	34	77	4
1990	New York	.207	92	314	36	65	20	1	9	45	30	54	2
1991	New York	.241	115	348	33	84	16	2	6	36	40	53	2
1992	New York	.222	6	18	0	4	0	0	0	0	0	2	0
	ML Totals-7 years	.224	537	1584	166	355	75	6	34	174	142	242	10

ELSTER – 1992 & CAREER vs. NATIONAL LEAGUE

	1992					Career				
	AVG	AB	H	HR	RBI	AVG	AB	H	HR	RBI
vs. West										
Atlanta	–	–	–	–	–	.252	143	36	3	23
Cincinnati	–	–	–	–	–	.185	135	25	1	16
Houston	–	–	–	–	–	.231	130	30	1	6
Los Angeles	–	–	–	–	–	.218	78	17	4	10
San Diego	–	–	–	–	–	.244	119	29	2	12
San Francisco	–	–	–	–	–	.218	101	22	2	9
West Total	–	–	–	–	–	.225	706	159	13	76
vs. East										
Chicago	–	–	–	–	–	.189	148	28	1	17
Montreal	.222	9	2	0	0	.227	194	44	8	24
New York	–	–	–	–	–	–	–	–	–	–
Philadelphia	–	–	–	–	–	.199	146	29	2	10
Pittsburgh	–	–	–	–	–	.239	201	48	6	29
St. Louis	.222	9	2	0	0	.249	189	47	4	18
East Total	.222	18	4	0	0	.223	878	196	21	98
1992 Totals	.222	18	4	0	0	.224	1584	355	34	174

1992 & CAREER BY MONTH

	1992	1992	1992	1992	1992	Career	Career	Career	Career	Career
	AVG	AB	H	HR	RBI	AVG	AB	H	HR	RBI
In April	.222	18	4	0	0	.216	250	54	5	27
May	–	–	–	–	–	.220	268	59	7	29
June	–	–	–	–	–	.216	296	64	5	42
July	–	–	–	–	–	.218	271	59	7	33
August	–	–	–	–	–	.259	228	59	5	21
Sept.–Oct.	–	–	–	–	–	.221	271	60	5	22

1992 & CAREER STATISTICAL BREAKDOWN

	1992	1992	1992	1992	1992	Career	Career	Career	Career	Career
	AVG	AB	H	HR	RBI	AVG	AB	H	HR	RBI
Home	.222	9	2	0	0	.221	806	178	16	88
Road	.222	9	2	0	0	.228	778	177	18	86
Before ASG	.222	18	4	0	0	.217	882	191	19	105
After ASG	–	–	–	–	–	.234	702	164	15	69
vs. RHP	.250	12	3	0	0	.205	984	202	26	126
vs. LHP	.167	6	1	0	0	.255	600	153	8	48
Pinch Hit	.000	1	0	0	0	.308	13	4	0	3

LEAGUE CHAMPIONSHIP SERIES RECORD

Year	Club, Opp.	Avg.	G	AB	R	H	2B	3B	HR	RBI	BB	SO	SB
1986	N.Y. vs. Hst.	.000	4	3	0	0	0	0	0	0	0	1	0
1988	N.Y. vs. L.A.	.250	5	8	1	2	1	0	0	1	3	0	0
	LCS Totals	.182	9	11	1	2	1	0	0	1	3	1	0

WORLD SERIES RECORD

Year	Club, Opp.	Avg.	G	AB	R	H	2B	3B	HR	RBI	BB	SO	SB
1986	N.Y. vs. Bos.	.000	1	1	0	0	0	0	0	0	0	0	0

MISCELLANEOUS STATISTICS

Year	Batting Totals						POS	PCT	Fielding Totals						
	IBB	HB	SF	SH	CS	TB			G	PO	A	E	TC	DP	
1986	1	0	0	0	0	6	INF	.962	19	16	35	2	53	6	
1987	0	0	0	0	0	6	INF	.909	3	4	6	1	11	0	
1988	12	3	6	6	0	127	INF	.977	148	196	345	13	554	61	
1989	11	2	8	6	3	165	INF	.976	150	235	374	15	624	63	
1990	2	1	6	1	0	114	INF	.960	92	159	251	17	427	42	
1991	6	1	4	1	3	122	INF	.970	107	149	299	14	462	39	
1992	0	0	0	0	0	4	INF	1.000	5	8	10	0	18	3	
	ML Totals	32	7	24	14	6	544		.978	524	767	1320	62	2149	214

ELSTER'S CAREER TRANSACTIONS

- ♦ Selected by the New York Mets in the 2nd round of the January, 1984 Free Agent Draft.
- ♦ Signed by Los Angeles as a free agent on Jan. 12, 1992.

DISABLED LIST

- ◆ Aug. 4-Oct. 3, 1990 (right shoulder).
- ◆ May 6-21, 1991 (strained left groin).
- ◆ April 13, 1992-remainder of season (right shoulder).

ELSTER'S CAREER AND GAME HIGHS

Most Hits: 4 (2 times), last time May 22, 1990 at Los Angeles

Most RBI: 4, April 21, 1991 at Montreal

Most HR: 2, Sept. 2, 1988 vs. Los Angeles

Longest Hitting Streak: 12 games, July 18-30, 1989

Most Stolen Bases: 1 (10 times)

Career Grand Slams: None

LEFT-HANDED PITCHER

W
E
L

GUETTERMAN

Height: 6-8 **Weight:** 230

Bats: Left **Throws:** Left

Opening Day Age: 34

Birth Date: November 22, 1958

Birthplace: Chattanooga, TN

M.L. Service: 6 years and 65 days

How Obtained: Signed as a free agent on Jan. 13, 1993

Contract Status: Signed to a minor league contract for 1993



52

1992 NOTES

- ◆ Appeared in a combined 58 games for the Mets and the Yankees and was 4-5 with a 7.09 ERA.
- ◆ Began the season with the Yankees and was 1-1 with a 9.53 ERA in 15 games before being traded to the Mets in exchange for TIM BURKE on June 9.
- ◆ Earned his first N.L. victory on July 1 at Chicago, pitching 1.2 innings and the Mets won 6-4 in 12 innings.
- ◆ His second win of the year came against the Dodgers, on July 21 at Shea Stadium in a 5-2 game.
- ◆ Finished with two saves on the year and both came with the Mets...the first was July 6 at Atlanta.
- ◆ The second was a season-high three inning effort in a 12-1 rout.
- ◆ Gave up a combined 10 home runs in 1992, nine against right-handers...the only lefty to hit a home run off Guetterman was RAY LANKFORD of the Cardinals on Sept. 16.
- ◆ Has allowed 50 career home runs and would you believe just six against left-handers (12%)...the others include: KEN GRIFFEY JR., ALVIN DAVIS, (1991), MIKE GREENWELL (1989), LOU WHITAKER and WADE BOGGS (1986).
- ◆ Has three career complete games, the last one on July 2, 1987 with Seattle vs. Detroit, winning 5-2.

MAJOR LEAGUE HIGHLIGHTS**1991:**

- ◆ Appeared in 64 games and had a 3-4 record with six saves and a 3.68 ERA.
- ◆ Finished third on the staff in appearances with 64...led the Yankees in appearances in each of the previous two seasons.
- ◆ His 88 innings pitched ranked 16th in the A.L.
- ◆ Opponents had a combined .268 average against him including a .175 mark against lefties and .304 vs. right-handers.
- ◆ Allowed a home run to ALVIN DAVIS on May 19, the first HR by a left-hander since MIKE GREENWELL on Sept. 26, 1989.

1990:

- ◆ Fanned a career-high seven Mariners on April 25 in 31 innings pitched.
- ◆ Allowed one earned run in 20.2 innings, from April 27- June 14, a span of 22 appearances.
- ◆ Led the Yankees in wins (11) and became the first pure reliever in club history to lead the club in wins.
- ◆ His 93.0 relief innings pitched ranked 8th in the A.L.
- ◆ Yielded six home runs, none to left-handers.

1989:

- ◆ Did not allow a run in his first 19 outings and 30.2 innings pitched... California was the first team to score against Guetterman on May 24.
- ◆ The 30.2 scoreless innings is the most ever to start the season by a relief pitcher...it was also the longest scoreless streak to start the season by any pitcher since HARRY "The Cat" BREECHEN began the 1948 season with 32.0 scoreless innings for the St. Louis Cardinals.
- ◆ Earned his first major league save on April 12 vs. the Blue Jays... pitched 3.0 innings of hitless baseball in a 5-3 Yankee win.
- ◆ From Aug. 8 through the end of the season, allowed just three earned runs in 31.2 innings for a 0.85 ERA.
- ◆ Finished with a team-low 2.45 ERA and a personal best and team-high 70 appearances...his total games were the most by a Yankee pitcher since DAVE RIGHETTI appeared in 74 games in 1986.
- ◆ His 70 appearances ranked 5th in the A.L. and 10th in the majors.
- ◆ His 103.0 innings ranked 7th in the league.

1987:

- ◆ Finished the season with an 11-4 record and was third on the Mariners in wins...also had a 3.81 ERA, the best among the starting pitchers.
- ◆ Among pitchers in the major leagues with at least 15 decisions, finished with a .733 winning percentage, tied for the best in the majors with Toronto's JOHN CERUTTI and Montreal's DENNIS MARTINEZ.

1986:

- ◆ Finished third among Mariner pitchers in appearances with 41.
- ◆ Made his major league debut as a starting pitcher on June 7 (Game #2) at Texas and went the distance in a 3-2 Seattle loss.

1984:

- ◆ Made his major league debut on Sept. 12 at Texas... pitched 1.2 innings of relief and gave up one run.

MINOR LEAGUE HIGHLIGHTS**1988:**

- ◆ Named Yankee Pitcher of the Month after going 5-1 with a 1.52 ERA. Finished sixth in the International League in ERA (2.76).

1983:

- ◆ Played the entire season at Bakersfield (A) and was 12-6 with a 3.22 ERA...his ERA ranked 10th in the league and second among left-handers.

1981:

- ◆ In his first professional season, he ranked 5th in the Northwest League (A) with a 2.68 ERA at Bellingham and finished with a 6-4 record.

PERSONAL

- ◆ Graduated from Liberty Baptist College in Lynchburg, VA.
- ◆ Earned a degree in teaching and played baseball for the Flames... was a teammate of SID BREEM.

Los Angeles Dodgers

170

GUETTERMAN (Continued)

- ◆ Attended Oceanside High School and graduated in 1977 after earning all-county honors as a first baseman.
- ◆ Played Little League and Pony League baseball.
- ◆ Spent the 1991 offseason traveling to Russia, Romania and Hungary.
- ◆ Says his favorite entertainer is Bill Cosby.
- ◆ He and wife Drew have two children, Leecia (9-15-87) and Samuel (12-14-90).

LEE ARTHUR GUETTERMAN

Year	Club	W-L	ERA	G	GS	CG	SHO	SV	IP	H	R	ER	BB	SO
1981	Bellingham	6-4	2.68	13	13	3	0	0	84.0	85	36	25	42	55
1982	Bakersfield	7-11	4.44	26	26	4	1	0	154.0	172	100	76	69	82
1983	Bakersfield	12-6	3.22	25	25	6	1	0	156.1	164	72	56	45	93
1984	Chattanooga	11-7	3.38	24	24	4	2	0	157.0	174	68	59	38	47
	Seattle	0-0	4.15	3	0	0	0	0	4.1	9	2	2	2	2
1985	Calgary	5-8	5.79	20	18	2	0	0	110.1	138	86	71	44	48
1986	Calgary	1-0	5.59	4	4	0	0	0	19.1	24	12	12	7	8
	Seattle	0-4	7.34	41	4	1	0	0	76.0	108	67	62	30	38
1987	Calgary	5-1	2.86	16	2	1	0	1	44.0	41	14	14	17	29
	Seattle	11-4	3.81	25	17	2	1	0	113.1	117	60	48	35	42
1988	Columbus	9-6	2.76	18	18	6	0	0	120.2	109	46	37	26	49
	New York	1-2	4.65	20	2	0	0	0	40.2	49	21	21	14	15
1989	New York	5-5	2.45	70	0	0	0	13	103.0	98	31	28	26	51
1990	New York	11-7	3.39	64	0	0	0	2	93.0	80	37	35	26	48
1991	New York	3-4	3.68	64	0	0	0	6	88.0	91	42	36	25	35
1992	New York	1-1	9.53	15	0	0	0	0	22.2	35	24	24	13	5
	New York (NL)	3-4	5.82	43	0	0	0	2	43.1	57	28	28	14	15
AL Totals-8 years		32-27	4.72	302	23	3	1	21	541.0	587	284	256	171	236
NL Totals-1 year		3-4	5.82	43	0	0	0	2	43.1	57	28	28	14	15
ML Totals-8 years		35-31	4.37	345	23	3	1	23	584.1	644	312	284	185	251

GUETTERMAN - 1992 & CAREER vs. NATIONAL LEAGUE

	1992						Career					
	W-L	ERA	IP	ER	SO	SV	W-L	ERA	IP	ER	SO	SV
vs. West:												
Atlanta	0-1	6.23	4.1	3	2	1	0-1	6.23	4.1	3	2	1
Cincinnati	0-0	1.93	4.2	1	2	1	0-0	1.93	4.2	1	2	1
Houston	0-0	0.00	2.1	0	1	0	0-0	0.00	2.1	0	1	0
Los Angeles	1-0	0.00	4.0	0	0	0	1-0	0.00	4.0	0	0	0
San Diego	0-0	5.40	3.1	2	2	0	0-0	5.40	3.1	2	2	0
San Francisco	0-0	0.00	2.1	0	3	0	0-0	0.00	2.1	0	3	0
West Total	1-1	2.57	21.0	6	10	2	1-1	2.57	21.0	6	10	2
Chicago	2-1	5.40	8.1	5	1	0	2-1	5.40	8.1	5	1	0
Montreal	0-0	18.00	1.0	2	0	0	0-0	18.00	1.0	2	0	0
New York	-	-	-	-	-	-	-	-	-	-	-	-
Philadelphia	0-0	2.16	1.2	5	0	0	0-0	2.16	1.2	5	0	0
Pittsburgh	0-1	5.06	5.1	3	2	0	0-1	5.06	5.1	3	2	0
St. Louis	0-1	10.50	6.0	7	2	0	0-1	10.50	6.0	7	2	0
East Total	2-3	8.87	22.1	22	5	0	2-3	8.87	22.1	22	5	0
1992 Totals	3-4	5.82	43.1	28	15	2	3-4	5.82	43.1	28	15	2

1992 & CAREER BY MONTH

	1992	Career
In April	0-0 8.71 10.1 10 2 0	1-1 3.36 67.0 25 34 3
May	1-1 11.05 7.1 9 0 0	5-2 3.93 84.2 37 31 7
June	0-0 5.87 15.1 10 6 0	8-6 3.96 116.0 51 50 2
July	2-0 3.38 16.0 6 7 1	9-7 4.73 110.1 58 40 4
August	0-3 8.25 12.0 11 5 1	4-7 5.66 103.1 65 49 4
Sept.-Oct.	1-1 10.80 5.0 6 0 0	8-8 4.19 103.0 48 47 3

1992 & CAREER STATISTICAL BREAKDOWN

	1992	Career
Home	3-4 8.40 35.1 33 11 1	24-14 4.19 322.1 150 138 15
Road	1-1 5.58 30.2 19 9 1	11-17 4.60 262.0 134 113 8
Starter	- - - - -	10-8 4.86 124.0 67 54 -
Reliever	4-5 7.09 66.0 52 20 2	25-23 4.24 460.1 217 197 23
Before ASG	1-1 6.69 40.1 30 11 1	16-10 3.75 312.1 130 140 16
After ASG	3-4 10.07 25.2 22 9 1	19-21 5.10 272.0 154 111 7

MISCELLANEOUS STATISTICS

Year	Pitching Totals					Hitting Totals							
	IBB	HB	WP	BK	HR	Avg.	AB	R	H	2B	3B	HR	RBI
1984	0	0	1	0	0	-	-	-	-	-	-	-	-
1986	3	4	2	0	7	-	-	-	-	-	-	-	-
1987	2	2	3	0	13	-	-	-	-	-	-	-	-
1988	0	1	2	0	2	-	-	-	-	-	-	-	-
1989	9	0	4	0	6	-	-	-	-	-	-	-	-
1990	7	0	1	1	6	-	-	-	-	-	-	-	-
1991	5	3	4	0	6	-	-	-	-	-	-	-	-
1992	8	1	4	0	10	.000	2	0	0	0	0	0	0
Totals	34	11	21	1	50	.000	2	0	0	0	0	0	0

GUETTERMAN'S CAREER TRANSACTIONS

- ◆ Selected by the Seattle Mariners in the 4th round of the June 1981 Free Agent Draft.
- ◆ Traded to the New York Yankees by the Seattle Mariners on Dec. 22, 1987 along with Clay Parker and Wade Taylor in exchange for Steve Trout and Henry Cotto.
- ◆ Signed by Los Angeles as a free agent on Jan. 13, 1993.

DISABLED LIST

- ◆ Placed on the disabled list from July 19-Aug. 3, 1990 (rib cage).

GUETTERMAN'S CAREER AND GAME HIGHS

- Low Hit:** 3, June 21, 1987 at Cleveland (with Seattle)
- Most Innings Pitched-Starters:** 9.0 (3 times), last time July 2, 1987 at Detroit (with Seattle)
- Most Innings Pitched-Reliever:** 5.2, Aug. 11, 1988 vs. Toronto (with Yankees)
- Most Strikeouts:** 7, April 25, 1990 vs. Seattle (with Yankees)
- Most Walks:** 4 (4 times), last time June 5, 1987 vs. Kansas City (with Seattle)
- Longest Winning Streak:** 5 games, May 27-June 21, 1987
- Longest Losing Streak:** 4 games (2 times), last time Aug. 8-Sept. 16, 1992 (with Yankees)

LANCE McCULLERS

RIGHT-HANDED PITCHER

Height: 6-1 **Weight:** 210
Bats: Both **Throws:** Right
Opening Day Age: 29
Birth Date: March 8, 1964
Birthplace: Tampa, FL
M.L. Service: 5 years and 80 days
How Obtained: Signed by Los Angeles as a free agent on June 17, 1992
Contract Status: Signed to a minor league contract for 1993



67

1992 NOTES

- ◆ Began the season with the Texas Rangers.
- ◆ Won in relief on May 19 at Cleveland with a perfect inning of relief.
- ◆ Appeared in five games with the Rangers before being granted his release on June 8.
- ◆ Signed by the Dodgers as a free agent just 9 days later on June 17 and was assigned to Albuquerque (AAA).

- ◆ Was 4-1 with a 1.84 ERA and a team-leading 12 saves... also led the Dukes with an .800 winning percentage.

MAJOR LEAGUE HIGHLIGHTS**1991:**

- ◆ Did not pitch the entire season...had surgery on Sept. 23, 1991 to transfer veins from his right thigh to his right shoulder to alleviate a clotting problem...Dr. James Yao of Chicago performed the surgery.

1990:

- ◆ Started the season on the New York Yankees' disabled list with a pulled muscle in his rib cage.
- ◆ Had a short rehabilitation assignment with Columbus (AAA) before being activated by the Yankees on April 24.
- ◆ Pitched in 11 games for the Yankees before being traded to Detroit on June 4.
- ◆ Made one start with the Tigers (July 8) vs. Kansas City and had no decision.
- ◆ Pitched 3.2 or more innings in four of his eight relief appearances.

1989:

- ◆ Ranked third on the Yankee staff in appearances with 52.
- ◆ Picked up his last M.L. save on September 3, 1989 vs. Oakland.

1988:

- ◆ Was 6th in the N.L. in relief innings (972) and was 2nd on the staff behind MARK DAVIS in games (60) and saves (10).

1987:

- ◆ Finished among the N.L. relief pitcher leaders in innings (1st, 123.1 IP), strikeouts (2nd, 126), appearances (5th, 78), wins (15th, 8) and saves (9th, 16).
- ◆ Matched a career-high by fanning seven Pirates in just 3.0 innings pitched on July 25 vs. Pittsburgh.

1986:

- ◆ Tied for the club lead with 10 wins.
- ◆ Posted his 1st big league win in relief on April 15 vs. Los Angeles, 12-inning, 2-1 victory.
- ◆ Finished 4th in the league in fewest hits allowed per nine innings (6.82).
- ◆ Was 9-6 with nine saves and a 2.13 ERA out of the bullpen.
- ◆ Made seven starts in mid-season, going 1-4 with a 4.19 ERA.

1985:

- ◆ Joined San Diego for the first time on Aug. 11 and made his M.L. debut on Aug. 12 vs. Cincinnati, earning a save by working 2.2 innings in a 2-0 win...his first career strikeout came against Tony Perez in the 9th inning with the tying run on base.
- ◆ Earned saves in his first three M.L. outings and in five of his first eight games pitched.
- ◆ Did not allow an earned run in his first 11.1 IP in the majors.
- ◆ Voted the Padres' Rookie of the Year by San Diego-area media.
- ◆ Had been used primarily as a starter in the minors (79 starts in 89 games) before making all 21 appearances out of the bullpen following his recall.

MINOR LEAGUE HIGHLIGHTS**1984:**

- ◆ Selected by *Baseball America* as the 2nd best prospect in the Florida State League while playing for Miami.

PERSONAL

- ◆ Graduated in 1982 from Catholic High School in Tampa, FL where he played baseball and football...a rival Tampa school was Hillsboro H.S. which featured pitchers DWIGHT GOODEN and FLOYD YOUMANS.
- ◆ Married to wife Stacie on Nov. 5, 1988.

LANCE GRAYE McCULLERS

Year	Club	W-L	ERA	G	GS	CG	SHO	SV	IP	H	R	ER	BB	SO
1982	Helena	6-4	3.72	13	13	2	1	0	87.0	89	44	36	33	62
1983	Spartanburg	9-6	4.03	22	21	6	2	0	136.1	139	79	61	57	87
1984	Beaumont	4-1	2.11	8	8	3	1	0	55.1	39	13	13	35	48
	Miami	6-4	2.54	22	13	5	1	0	106.1	92	37	30	45	94
1985	Las Vegas	11-8	3.98	24	24	3	1	0	149.1	135	75	66	83	148
	San Diego	0-2	2.31	21	0	0	0	5	35.0	23	15	9	16	27
1986	San Diego	10-10	2.78	70	7	0	0	5	136.0	103	46	42	58	92
1987	San Diego	8-10	3.72	78	0	0	0	16	123.1	115	60	51	59	126
1988	San Diego	3-6	2.49	60	0	0	0	10	97.2	70	29	27	55	81
1989	New York (AL)	4-3	4.57	52	1	0	0	3	84.2	83	46	43	37	82
1990	Columbus	0-0	.00	3	0	0	0	0	3.0	0	0	0	2	2
	New York (AL)	1-0	3.60	11	0	0	0	0	15.0	14	8	6	6	11
	Detroit	1-0	2.73	9	1	0	0	0	29.2	18	11	9	13	20
1992	Texas	1-0	5.40	5	0	0	0	0	5.0	1	4	3	8	3
	Albuquerque	4-1	1.84	29	0	0	0	12	44.0	34	9	9	10	35
NL Totals-4 years		21-28	2.96	229	7	0	0	36	392.0	311	150	129	188	326
AL Totals-3 years		7-3	4.09	77	2	0	0	3	134.1	116	69	61	64	116
ML Totals-5 years		28-31	3.25	306	9	0	0	39	526.1	427	219	190	252	442

McCULLERS - 1992 & CAREER vs. NATIONAL LEAGUE

	1992						Career					
	W-L	ERA	IP	ER	SO	SV	W-L	ERA	IP	ER	SO	SV
vs. West												
Atlanta	-	-	-	-	-	-	3-2	2.59	48.2	14	35	7
Cincinnati	-	-	-	-	-	-	1-2	2.61	38.0	11	33	3
Houston	-	-	-	-	-	-	2-4	2.62	55.0	16	50	4
Los Angeles	-	-	-	-	-	-	7-2	2.39	37.2	10	37	5
San Diego	-	-	-	-	-	-	-	-	-	-	-	-
San Francisco	-	-	-	-	-	-	1-5	4.17	36.2	17	32	3
West Total	-	-	-	-	-	-	14-15	2.83	216.0	68	187	22
vs. East												
Chicago	-	-	-	-	-	-	1-5	3.18	34.0	12	24	1
Montreal	-	-	-	-	-	-	3-1	2.86	34.2	11	26	5
New York	-	-	-	-	-	-	0-1	1.90	23.2	5	20	2
Philadelphia	-	-	-	-	-	-	1-2	3.77	28.2	12	22	2
Pittsburgh	-	-	-	-	-	-	1-1	3.30	30.0	11	30	2
St. Louis	-	-	-	-	-	-	1-3	3.60	25.0	10	17	2
East Total	-	-	-	-	-	-	7-13	3.12	176.0	61	139	14
1992 Totals	-	-	-	-	-	-	21-28	2.96	392.0	129	330	36

1992 & CAREER BY MONTH

In April	-	-	-	-	-	-	3-5	3.67	49.0	20	55	5
May	1-0	3.86	2.1	1	1	0	3-3	2.95	79.1	26	60	5
June	0-0	6.75	2.2	2	2	0	8-5	3.95	107.0	47	83	7
July	-	-	-	-	-	-	4-7	3.82	92.0	39	75	3
August	-	-	-	-	-	-	6-3	2.21	105.2	26	92	10
Sept.-Oct.	-	-	-	-	-	-	4-8	3.09	93.1	32	77	9

1992 & CAREER STATISTICAL BREAKDOWN

Home	0-0	10.13	2.2	3	2	0	16-11	2.99	289.0	96	263	22
Road	1-0	0.00	2.1	0	1	0	12-20	3.56	237.1	94	179	17
Starter	-	-	-	-	-	-	1-5	4.83	50.1	27	30	-
Reliever	1-0	5.40	5.0	3	3	0	27-26	3.08	476.0	163	412	39
Before ASG	1-0	5.40	5.0	3	3	0	15-15	3.49	265.1	103	227	17
After ASG	-	-	-	-	-	-	13-16	3.00	261.0	87	215	22

MISCELLANEOUS STATISTICS

Year	Pitching Totals					Hitting Totals							
	IBB	HB	WP	BK	HR	Avg.	AB	R	H	2B	3B	HR	RBI
1985	3	1	0	1	3	.000	4	0	0	0	0	0	0
1986	9	4	5	3	12	.091	22	4	2	0	0	0	3
1987	11	2	5	1	11	.071	14	1	1	0	0	0	1
1988	12	0	4	2	8	.250	8	0	2	0	0	0	0
1989	4	3	2	0	9	—	—	—	—	—	—	—	—
1990	3	0	5	0	4	—	—	—	—	—	—	—	—
1991	—	—	—	—	—	—	—	—	—	—	—	—	—
1992	0	0	0	0	0	—	—	—	—	—	—	—	—
Totals	42	10	21	7	47	.104	48	5	5	0	0	0	4

McCULLERS' CAREER TRANSACTIONS

- ◆ Selected by Philadelphia in the 2nd round of the June 1982 Free Agent Draft.
- ◆ Traded to San Diego from Philadelphia with pitchers Marty Decker, Darren Burroughs and Ed Wojna for outfielder Sixto Lezcano and pitcher Steve Fireovid on Sept. 20, 1983.
- ◆ Traded to the New York Yankees from San Diego with pitcher Jimmy Jones and outfielder Stan Jefferson for outfielder Jack Clark and pitcher Pat Clements on Oct. 24, 1988.
- ◆ Traded to Detroit from the Yankees with pitcher Clay Parker for catcher Matt Nokes on June 4, 1990.
- ◆ Signed as a free agent by Texas on Jan. 27, 1992.
- ◆ Signed by Los Angeles as a free agent on June 17, 1992.

DISABLED LIST

- ◆ April 7-24, 1990 with a pulled muscle in his rib cage.
- ◆ July 19, 1990-remainder of the season.
- ◆ On the D.L. during the 1991 season.

McCULLERS' CAREER AND GAME HIGHS

Most Innings Pitched-Starter: 7.0, July 17, 1986 at Pittsburgh (with San Diego)

Most Innings Pitched-Reliever: 5.2, June 20, 1990 vs. Oakland (with Detroit)

Most Strikeouts: 7 (2 times), last time July 25, 1987 vs. Pittsburgh (with San Diego)

Most Walks: 6, July 22, 1986 vs. Chicago (NL) (with San Diego)

Longest Winning Streak: 3 games (2 times), last time July 16-Aug. 6, 1987 (with San Diego)

Longest Losing Streak: 4 games, April 5-June 1, 1988 (with San Diego)

Top 10 Single-Game Highs
Runs In A Game

No.	Opponent	No. of		No.	Opponent	No. of	
		Runs	Date			Runs	Date
1	Giants	19	May 26, 1970	Pirates	16	Aug. 26, 1981	
	Padres	19	June 28, 1969	Phillies	16	July 25, 1979	
3	Padres	18	Sept. 13, 1977	Braves	16	April 24, 1977	
	Cubs	18	Aug. 20, 1974	Mets	16	June 5, 1966	
5	Reds	17	May 25, 1979	Phillies	16	July 4, 1962	
	Mets	17	May 25, 1962	18	Cubs	15	May 24, 1990
	Mets	17	July 14, 1962	Giants	15	Aug. 14, 1988	
	Cardinals	17	April 26, 1959	Padres	15	April 22, 1984	
9	Giants	16	Sept. 21, 1990	Phillies	15	July 24, 1979	
	Astros	16	April 5, 1983	Expos	15	May 3, 1970	
	Cardinals	16	May 6, 1983	Braves	15	June 24, 1964	
	Reds	16	May 31, 1981				

ROD NICHOLS

RIGHT-HANDED PITCHER

Height: 6-2 **Weight:** 190
Bats: Right **Throws:** Right
Opening Day Age: 28
Birth Date: December 29, 1964
Birthplace: Burlington, IA
M.L. Service: 3 years and 120 days
How Obtained: Signed by Los Angeles as a free agent on January 15, 1993
Contact Status: Signed to a minor league contact for 1993


70

1992 NOTES

- ◆ Started the season in the Indians bullpen, appearing in 16 games, going 1-2 with a 4.46 ERA (17 ER/34.1 IP).
- ◆ Outrighted to Colorado Springs (AAA) on May 26...made nine starts for Colorado Springs before his recall on July 22.
- ◆ Made nine straight starts for the Indians, going 2-1 with a 4.24 ERA.
- ◆ Made a total of 21 relief appearances and was 2-2 with a 4.88 ERA out of the bullpen.
- ◆ Pitched eight shutout innings and allowed just two hits vs. Kansas City on July 23, but did not have a decision in Cleveland's 1-0, 14-inning win.
- ◆ Four of his nine starts resulted in extra-inning games and the Indians won all four of those games.
- ◆ Was 2-0 with a 2.96 ERA (16 ER/48.2 IP) in 13 road games.

MAJOR LEAGUE HIGHLIGHTS

1991:

- ◆ Began the season on the Indians' opening day roster, but did not appear in a game until May 5 in relief at Oakland... he was the last player on a major league active opening day roster to appear in a game.
- ◆ Lost his first eight decisions, despite a 3.91 ERA in his first 13 games (10 starts).
- ◆ Defeated the A's 2-1 at Oakland on July 17 on a four-hitter for his first win of the season...the win snapped a 13-game losing streak dating back to Sept. 14, 1989.
- ◆ Earned his first major league save on June 19 at Comiskey Park, tossing four innings of two-hit relief in the Tribe's 4-3 win.
- ◆ Threw a career-best three-hit shutout on Aug. 25 vs. the White Sox, winning 3-0.
- ◆ Went 0-1 with a save and a 2.48 ERA (11 ER/40 IP) as a reliever and 2-10 with a 3.98 ERA (43 ER/97.1 IP) as a starter.
- ◆ Was 1-4 with a save and a 2.98 ERA in road games.

1990:

- ◆ Started the season with the Indians and made his first appearance on April 14 in relief at Chicago...suffered his first loss on April 25 at Toronto in relief.
- ◆ Optioned to Colorado Springs on April 28 with an 0-1 record and an 8.53 ERA (6 ER/6.1 IP).

- ◆ Recalled by the Indians on July 16 and started for Cleveland on July 18 at Oakland (2nd game)...allowed five home runs in five innings pitched.
 - ◆ Outrighted to Colorado Springs on July 25 where he stayed the remainder of the season.
- 1989:**
- ◆ Began the season on the disabled list with bursitis in his right shoulder.
 - ◆ Reported to Triple-A on a rehabilitation assignment.
 - ◆ Reinstated from the DL and optioned to Colorado Springs on June 12...recalled by the Indians on July 2.
 - ◆ Sent to Colorado Springs on July 17 and recalled on July 28, between games of a doubleheader with Boston.
 - ◆ Started the 2nd game vs. Boston on July 28 and won a 2-1 decision.
 - ◆ Struck out a career-high 10 batters on Sept. 14 vs. Detroit.
 - ◆ Was 4-4 with a 4.60 ERA in his 11 starts...pitched into the 6th inning in eight of 11 starts.

1988:

- ◆ Suffered a strained right pectoral muscle in the Indians' first intrasquad game on March 3...placed on the disabled list on March 26.
- ◆ Reinstated from the DL on May 12, began the season at Kinston (A) and was promoted to Colorado Springs on June 7...recalled by the Indians on July 28.
- ◆ In his major league debut on July 30 vs. Minnesota, he pitched a seven-inning complete game, in a rain-shortened, 4-2 loss to the Twins.
- ◆ Picked up his first ML win on Sept. 7 at New York, a 5-4 victory over TOMMY JOHN.
- ◆ Pitched at least six innings in nine of his 10 starts.
- ◆ The Indians scored a total of 11 runs in his seven losses, including no runs in his last three starts.

MINOR LEAGUE HIGHLIGHTS**1990:**

- ◆ Named the Pacific Coast League Pitcher of the Week for July 9-15.
- ◆ Tied for the PCL lead with two shutouts and led Colorado Springs with 12 victories and 74 strikeouts.

1987:

- ◆ Tossed his first professional shutout on June 7 while pitching for Williamsport (AA).
- ◆ Spent nearly five weeks on the DL with a sore shoulder...had arthroscopic surgery following the season (performed by Dr. Thomas Anderson).

1985:

- ◆ Finished 7th in the Penn League in strikeouts when he fanned 93 in 84 IP for Batavia.

PERSONAL

- ◆ Played baseball at Highland High School in Albuquerque, NM.
- ◆ Was a three-year baseball letterman at the University of New Mexico.
- ◆ Married wife Sharon (Sparks) on February 8, 1986 and they have two children, Katelyn Nicole (6-22-89) and Christopher Michael (8-21-90).
- ◆ Played Little League and American Legion baseball as a youngster.

RODNEY LEA NICHOLS

Year	Club	W-L	ERA	G	GS	CGSHO	SV	IP	H	R	ER	BB	SO
1985	Batavia	5-5	3.00	13	13	3	0	84.0	74	40	28	33	93
1986	Waterloo	8-5	4.08	20	20	3	1	115.1	128	56	52	21	83
1987	Kinston	4-2	4.02	9	8	1	1	56.0	53	27	25	14	61
	Williamsport	4-3	3.69	16	16	1	0	100.0	107	53	41	33	60
1988	Kinston	3-1	4.50	4	4	0	0	21.0	26	13	12	15	19
	Colorado Springs	2-6	5.68	10	9	2	0	58.2	69	41	37	17	43
	Cleveland	1-7	5.06	11	10	3	0	69.1	73	41	39	23	31
1989	Colorado Springs	8-1	3.58	10	10	2	1	65.1	57	28	26	30	41
	Cleveland	4-6	4.40	15	11	0	0	71.2	81	42	35	24	42
1990	Cleveland	0-3	7.88	4	2	0	0	16.0	24	14	14	6	3
	Colorado Springs	12-9	5.13	22	22	4	2	133.1	180	84	76	48	74
1991	Cleveland	2-11	3.54	31	16	3	1	137.1	145	63	54	30	76
1992	Cleveland	4-3	4.53	30	9	0	0	105.1	114	58	53	31	56
ML Totals-5 years		11-30	4.39	91	48	6	1	1 399.2	437	218	195	114	208

1992 & CAREER BY MONTH

In April	0-1	5.60	17.2	11	13	0	0-2	6.38	24.0	17	14	0
May	1-1	3.24	16.2	6	6	0	1-4	2.98	45.1	15	25	0
June	-	-	-	-	-	-	0-3	4.50	32.0	16	17	1
July	1-0	1.20	15.0	2	8	0	3-6	3.99	67.2	30	36	0
August	1-1	5.05	35.2	20	20	0	4-8	4.94	122.0	67	56	0
Sept.-Oct.	1-0	6.20	20.1	14	9	0	3-7	4.14	108.2	50	60	0

1992 & CAREER STATISTICAL BREAKDOWN

Home	2-3	5.88	56.2	37	30	0	5-16	4.36	221.0	107	114	0
Road	2-0	2.96	48.2	16	26	0	6-14	4.43	178.2	88	94	1
Starter	2-1	4.24	57.1	27	34	0	9-23	4.53	288.1	145	154	0
Reliever	2-2	4.88	48.0	26	22	0	2-7	4.04	111.1	50	54	1
Before ASG	1-2	4.46	34.1	17	19	0	1-10	4.09	107.0	50	58	1
After ASG	3-1	4.56	71.0	36	37	0	10-20	4.46	292.2	145	150	0

MISCELLANEOUS STATISTICS

Year	Pitching Totals					Hitting Totals							
	IBB	HB	WP	BK	HR	Avg.	AB	R	H	2B	3B	HR	RBI
1988	1	2	2	3	5	-	-	-	-	-	-	-	-
1989	0	2	0	0	9	-	-	-	-	-	-	-	-
1990	0	2	0	0	5	-	-	-	-	-	-	-	-
1991	3	6	3	0	6	-	-	-	-	-	-	-	-
1992	1	2	3	0	13	-	-	-	-	-	-	-	-
ML Totals	5	14	8	3	38	-	-	-	-	-	-	-	-

NICHOLS' CAREER TRANSACTIONS

- ◆ Selected by Cleveland in the 1st round (17th overall selection) in the June 1988 Free Agent Draft.
- ◆ Signed as Los Angeles a free agent by on January 15, 1993.

DISABLED LIST

- ◆ March 26-May 12, 1988 (right shoulder).
- ◆ March 19-June 12, 1989 (right shoulder).

NICHOLS' CAREER AND GAME HIGHS

Most Innings Pitched: 9 (3 times), last time Aug. 25, 1991 vs. Chicago (AL)
Most Innings Pitched-Reliever: 7.0, Aug. 13, 1991 (#2) vs. Boston
Most Strikeouts: 10, Sept. 14, 1989 vs. Detroit
Most Walks: 4 (3 times), last time Sept. 8, 1989 vs. Toronto
Longest Winning Streak: 3 games, July 28-Aug. 9, 1989
Longest Losing Streak: 13 games, Sept. 14, 1989-July 12, 1990

LANCÉ PARRISH

CATCHER

Height: 6-3 **Weight:** 224
Bats: Right **Throws:** Right
Opening Day Age: 36
Birth Date: June 15, 1956
Birthplace: Clairton, PA
M.L. Service: 15 years and 31 days
How Obtained: Signed by Los Angeles as a free agent on January 8, 1993
Contact Status: Signed to a minor league contact for 1993



12

1992 NOTES

- ♦ Split the season with California and Seattle while hitting a combined .233 with 12 home runs and 32 RBI.
- ♦ Was placed on the 15-day disabled list on May 5 with an injured right elbow...was activated May 28, but played in just seven games before going back on the DL June 8 with a torn right thumb nail...was activated June 23 and was given his unconditional release by the Angels.
- ♦ Signed by the Mariners on June 28 and made debut as defensive replacement that evening.
- ♦ Notched his 21st two-home run game of his career on July 17 vs. Toronto and both homers were off JIMMY KEY.
- ♦ Hit his 10th home run of the season on Aug. 9 vs. Texas and BRIAN BOHANON, marking the 15th straight year he has recorded double digit home run totals.
- ♦ Made 47 starts with Seattle including 23 at catcher, 14 at first base and 10 as a designated hitter.
- ♦ Had season-best three hits in a game three times, April 26 (vs. Seattle), Aug. 27 (vs. Cleveland) and Sept. 23 (at Kansas City).
- ♦ Posted a hit in his first five games of the season (April 13-17), a season-high.
- ♦ Enters 1993 with 316 career home runs (304 as a catcher), ranking 4th among catchers in major league history...the top three: CARLTON FISK (375), JOHNNY BENCH (327) and GARY CARTER (324).
- ♦ He is tied for 57th place on the all-time home run list with RON CEY.
- ♦ Selected to the All-Star team eight times.
- ♦ Won Silver Slugger Award for offensive excellence six times (1980, 1982, 1983, 1984, 1986, 1990).
- ♦ Winner of three Rawling's Gold Glove Awards (1983, 1984, 1985).
- ♦ Named to *The Sporting News* A.L. All-Star team twice (1982, 1984);

MAJOR LEAGUE HIGHLIGHTS

1991:

- ♦ Finished with a .216 average, the second-lowest in career behind .215 finish with Philadelphia in 1988, while 38 runs scored was lowest total of career during a season of 100-or-more games played.
- ♦ Connected for his 300th career home run on Aug. 15 in the Metrodome against Minnesota's SCOTT ERICKSON.

- ◆ Scored his 800th career run courtesy of a solo home run on Sept. 9 against Texas' OIL CAN BOYD...also notched his 20th career two home run game in the same contest.

1990:

- ◆ Was named by *The Sporting News* as A.L. Silver Slugger at catcher... became only the second player in previous 10 years, joining former Philadelphia third baseman MIKE SCHMIDT, to be six-time winner.
- ◆ Threw out 55 of 117 would-be base stealers (47%) which ranked 1st in A.L. in percentage of SBs vs. CS.
- ◆ Finished 1st in home runs among A.L. catchers (24) and 10th overall in A.L.
- ◆ Selected to eighth All-Star Game...singled in only plate appearance and scored.

1989:

- ◆ Collected seventh career grand slam on June 17 in Detroit off LANCE McCULLERS.
- ◆ Injured in collision at home plate with Milwaukee's GLENN BRAGGS on Aug. 5...suffered contusion of right knee and right rib cage.
- ◆ Was second-best fielding catcher in major leagues behind CARLTON FISK...both finished with a .993 fielding percentage, but Fisk was .993464 and Parrish was .9912917.
- ◆ Appeared in his 1,500th game on Aug. 22 at Kansas City.

1988:

- ◆ Posted a N.L. career-high five RBI vs. Mets on April 9.
- ◆ Recorded a career-high 11-game hitting streak from April 24-May 7 (14-for-43, .326).
- ◆ Tossed out 50 of 176 base runners (28 percent).

1986:

- ◆ Missed the final two months of the season with a strained lower back.

1985:

- ◆ Led the Tigers in RBI (98) for the third consecutive season and hit over 20 home runs for the fourth straight campaign.

1984:

- ◆ Won the Silver Slugger Award.
- ◆ Hit three-run home runs in consecutive games on April 24 vs. Minnesota and April 25 at Texas.
- ◆ Of his 33 home runs, 10 were hit in the seventh inning or later.
- ◆ Selected by fans as the starting catcher on A.L. All-Star team and as best throwing catcher by A.L. managers.
- ◆ Tied Tiger record by leading club in home runs for the fifth consecutive season with HARRY HEILMANN (1921-25) and RUDY YORK (1941-45), though York shared his title with ROY CULLENBINE in 1945.

1983:

- ◆ Named to the A.L. All-Star team for the second consecutive season.
- ◆ Finished with 42 doubles and 114 RBI, both personal bests and fourth in the American League.
- ◆ Hit two grand slams on the year, the first on July 10 off the A's JEFF JONES and the second on July 19 off LARRY GURA of the Royals.
- ◆ Threw out 47 of 101 runners (47%), best in the majors.
- ◆ Won third Silver Slugger Award and first Rawlings Gold Glove for fielding excellence while finishing ninth in MVP voting.

1982:

- ◆ Set A.L. record for catchers with 32 home runs and was selected to All-Star game in Montreal.
- ◆ Established All-Star record by throwing out three of four would-be base stealers.
- ◆ Homered twice in a game four times and recorded at least one home run against every A.L. club except Kansas City.
- ◆ His .529 slugging percentage ranked eighth in the circuit.

1980:

- ◆ Recorded four 10-game hitting streaks and was selected to the All-Star team for the first time.

1978:

- ♦ Hit first major league grand slam on Aug. 21 at Minnesota, with six RBI.
- ♦ Named to *Baseball Bulletin's* American League All-Rookie team.

1977:

- ♦ Made his debut for the Tigers on Sept. 5 after hitting 25 home runs with 90 RBI for Evansville.
- ♦ In second game behind the plate on Sept. 7 vs. Baltimore, he walked, singled and doubled for three runs in addition to a home run...recorded his first hit off of Baltimore's ED FARMER and first HR off EARL STEPHENSON.

MINOR LEAGUE HIGHLIGHTS**1977:**

- ♦ Represented Evansville on the American Association All-Star team.

1976:

- ♦ Was regular catcher on Montgomery's Southern League champions.

PERSONAL

- ♦ Graduated from Walnut High School (CA), where he played baseball and football.
- ♦ Turned down football scholarship at UCLA to sign with Detroit.
- ♦ Made 1979 winter tour to Japan with A.L. All-Stars.
- ♦ Was a catcher first two years in high school before signing as a third baseman with Detroit...moved back to catching in 1975.
- ♦ Selected by Detroit in first round of free agent draft (16th overall), June 5, 1974.
- ♦ Was prep baseball standout and football All-American.
- ♦ His wife's name is Arlyne and they have three children, David Michael (6-13-79), Mathew Thomas (8-25-82) and Ashley Lyne (10-4-84).

LANCE MICHAEL PARRISH

Year	Club	Avg.	G	AB	R	H	2B	3B	HR	RBI	BB	SO	SB
1974	Bristol	.213	68	253	45	54	11	1	11	46	32	92	2
1975	Lakeland	.220	100	341	30	75	15	2	5	37	30	85	0
1976	Montgomery	.221	107	340	46	75	9	2	14	55	38	95	0
1977	Evansville	.279	115	416	74	116	21	2	25	90	56	105	2
	Detroit	.196	12	46	10	9	2	0	3	7	5	12	0
1978	Detroit	.219	85	288	37	63	11	3	14	41	11	71	0
1979	Detroit	.276	143	493	65	136	26	3	19	65	49	105	6
1980	Detroit	.286	144	553	79	158	34	6	24	82	31	109	6
1981	Detroit	.244	96	348	39	85	18	2	10	46	34	52	2
1982	Detroit	.284	133	486	75	138	19	2	32	87	40	99	3
1983	Detroit	.269	155	605	80	163	42	3	27	114	44	106	1
1984	Detroit	.237	147	578	75	137	16	2	33	98	41	120	2
1985	Detroit	.273	140	549	64	150	27	1	28	98	41	90	2
1986	Detroit	.257	91	327	53	84	6	1	22	62	38	83	0
1987	Philadelphia	.245	130	466	42	114	21	0	17	67	47	104	0
1988	Philadelphia	.215	123	424	44	91	17	2	15	60	47	93	0
1989	California	.238	124	433	48	103	12	1	17	50	42	104	1
1990	California	.268	133	470	54	126	14	0	24	70	46	107	2
1991	California	.216	119	402	38	87	12	0	19	51	35	117	0
1992	California	.229	24	83	7	19	2	0	4	11	5	22	0
	Seattle	.234	69	192	19	45	11	1	8	21	19	48	1
NL Totals-2 years		.230	253	890	86	205	38	2	32	127	94	197	0
AL Totals-14 years		.257	1615	5853	743	1503	252	25	284	903	481	1245	26
ML Totals-16 years		.253	1868	6743	829	1708	290	27	316	1030	575	1442	26

PARRISH - 1992 & CAREER vs. NATIONAL LEAGUE

	1992					Career				
	AVG	AB	H	HR	RBI	AVG	AB	H	HR	RBI
vs. West										
Atlanta	—	—	—	—	—	.292	48	14	1	9
Cincinnati	—	—	—	—	—	.239	71	17	4	11
Houston	—	—	—	—	—	.246	57	14	0	5
Los Angeles	—	—	—	—	—	.206	68	14	1	4
San Diego	—	—	—	—	—	.262	65	17	1	7
San Francisco	—	—	—	—	—	.243	74	18	4	17
West Total	—	—	—	—	—	.245	383	94	11	53
vs. East										
Chicago	—	—	—	—	—	.234	94	22	5	18
Montreal	—	—	—	—	—	.163	98	16	4	13
New York	—	—	—	—	—	.257	109	28	5	18
Philadelphia	—	—	—	—	—	—	—	—	—	—
Pittsburgh	—	—	—	—	—	.183	93	17	2	13
St. Louis	—	—	—	—	—	.248	113	28	5	12
East Total	—	—	—	—	—	.219	507	111	21	74
1992 Totals	—	—	—	—	—	.230	890	205	32	127

1992 & CAREER BY MONTH

	AVG	AB	H	HR	RBI	AVG	AB	H	HR	RBI
In April	.269	52	14	4	10	.241	884	213	37	142
May	.150	20	3	0	1	.283	1206	341	57	198
June	.182	11	2	0	0	.372	1139	424	46	169
July	.295	61	18	5	13	.258	1066	275	64	178
August	.222	72	16	3	5	.239	1225	293	65	184
Sept.-Oct.	.186	59	11	0	3	.240	1223	293	47	159

1992 & STATISTICAL BREAKDOWN (LAST 5 YEARS)

	AVG	AB	R	H	2B	3B	HR	RBI	BB	SO	SB
Home	.230	135	31	7	19		.244	1014	247	49	141
Road	.236	140	33	5	13		.226	990	224	38	122
Before ASG	.234	111	26	5	14		.250	1054	264	53	163
After ASG	.232	164	38	7	18		.218	950	207	34	100
vs. RHP	.233	180	42	8	22		.229	1404	321	62	187
vs. LHP	.232	95	22	4	10		.250	600	150	25	76
Pinch Hit	.000	10	0	0	0		.216	61	13	1	8

LEAGUE CHAMPIONSHIP SERIES RECORD

Year	Club, Opp.	Avg.	G	AB	R	H	2B	3B	HR	RBI	BB	SO	SB
1984	Det. vs. K.C.	.250	3	12	1	3	1	0	1	3	0	3	0

WORLD SERIES RECORD

Year	Club, Opp.	Avg.	G	AB	R	H	2B	3B	HR	RBI	BB	SO	SB
1984	Det. vs. S.D.	.278	5	18	3	5	1	0	1	1	3	2	1

ALL-STAR GAME RECORD

Year	Club, Site	Avg.	G	AB	R	H	2B	3B	HR	RBI	BB	SO	SB
1980	Det., L.A.	.000	1	1	0	0	0	0	0	0	0	1	0
1982	Det., Mtl.	.500	1	2	0	1	0	0	0	0	0	0	0
1983	Det., Chi.	.000	1	2	0	0	0	0	0	0	0	1	0
1984	Det., S.F.	.000	1	2	0	0	0	0	0	0	0	2	0
1985	Det., Minn.												
1986	Det., Hst.	.000	1	3	0	0	0	0	0	0	0	0	0
1988	Det., Cin.	.000	1	1	0	0	0	0	0	0	0	0	0
1990	Cal., Chi.	1.000	1	1	1	1	0	0	0	0	0	0	0
Totals-7 years		.167	7	12	0	2	0	0	0	0	0	4	0

(Selected, but did not play due to injury)

MISCELLANEOUS STATISTICS

Year	Batting Totals						POS	PCT	Fielding Totals					
	IBB	HB	SF	SH	CS	TB			G	PO	A	E	TC	DP
1977	0	0	0	0	0	20	C	1.000	12	76	6	0	82	0
1978	0	3	1	1	0	122	C	.987	79	353	39	5	397	5
1979	2	2	1	3	7	225	C	.989	142	707	79	9	795	10
1980	3	3	3	2	4	276	C-1B	.990	126	599	67	7	673	15
1981	6	0	1	1	3	137	C	.993	90	407	40	3	450	6
1982	5	1	2	0	4	257	C	.989	132	627	76	8	711	8
1983	7	1	13	0	3	292	C	.995	131	695	73	4	772	8
1984	6	2	6	2	3	256	C	.991	127	720	67	7	794	11
1985	5	2	5	3	6	263	C	.993	120	695	53	5	753	9
1986	3	5	3	1	0	158	C	.989	85	483	48	6	537	5
1987	2	1	3	1	1	186	C	.989	127	724	66	9	799	1
1988	7	2	5	0	0	157	C-1B	.988	118	640	73	9	722	12
1989	6	2	4	1	1	168	C	.993	122	638	63	5	706	7
1990	4	5	2	0	2	212	C-1B	.993	135	794	90	6	890	21
1991	2	5	3	0	1	156	C-1B	.997	114	670	57	2	729	11
1992	3	1	3	1	1	115	C-1B	.985	72	383	23	6	412	15
ML Totals	61	35	55	16	36	3000		.991	1732	9211	920	91	10222	144

PARRISH'S CAREER TRANSACTIONS

- ◆ Selected by Detroit in the 1st round (16th player overall) of the June 1974 free agent draft.
- ◆ Signed as a free agent by Philadelphia on March 13, 1987.
- ◆ Signed as a free agent by California on Dec. 13, 1989.
- ◆ Granted release by California on June 21, 1989; signed as a free agent with Seattle on June 28, 1992.
- ◆ Signed by Los Angeles as a free agent on Jan. 8, 1993.

DISABLED LIST

- ◆ July 31-Sept. 29, 1986 (lower back).
- ◆ July 13-28, 1988 (lower back).
- ◆ June 10-25, 1991 (right forearm).

PARRISH'S CAREER AND GAME HIGHS

- Most Hits:** 4, last time July 22, 1989 vs. Detroit (with California)
- Most RBI:** 6 (2 times), last time May 5, 1986 at Texas (with Detroit)
- Most HR:** 2, last time Sept. 9, 1991 vs. Texas (with California)
- Longest Hitting Streak:** 11 games, April 24-May 6, 1988 (with Philadelphia)
- Most Stolen Bases:** 1 (26 times), last time Aug. 11 vs. Kansas City (with Seattle)
- Career Grand Slams:** 7, last time June 17, 1989 at Detroit (with California)

Three Homers In A Day By Opponent At Dodger Stadium

The Dodgers have allowed three homers in a game to an opponent four times in the history of Dodger Stadium. Dave Kingman has accomplished it twice and Willie Stargell of the Pittsburgh Pirates and Claudell Washington of the New York Mets did it the other two times. Stargell was the first to do it on June 24, 1965 as he drove in seven runs. Kingman did it with the New York Mets on June 4, 1976 and drove in eight runs. He repeated with the Cubs on May 14, 1978 and also drove in eight runs. Washington hit three at Dodger Stadium on June 22, 1980 and accounted for four RBI.

LEFT-HANDED PITCHER

WALLY
RITCHIE

Height: 6-2 **Weight:** 180
Bats: Left **Throws:** Left
Opening Day Age: 27
Birth Date: July 12, 1965
Birthplace: Glendale, CA
M.L. Service: 2 years and 162 days
How Obtained: Signed by Los Angeles as a free agent on January 8, 1993
Contact Status: Signed to a minor league contact for 1993



61

1992 NOTES

- ◆ Appeared in 40 games, all in relief and posted a 2-1 record with a save and a 3.00 ERA.
- ◆ His lone save came against the Astros at Houston on May 31; it was his fifth career save and his first since Aug. 20, 1987 vs. the Padres.
- ◆ Yielded just one earned run in his first 12 appearances for a 0.75 ERA (1 ER/ 12.0 innings pitched).
- ◆ Pitched in a season-high 2.1 innings on May 16 at Cincinnati and was saddled with the loss in a 6-5 game.
- ◆ Pitched two scoreless innings against the Cardinals on June 12 to earn his first win of the season in an 8-5 Phillies win.
- ◆ Earned his second win on July 19 pitching one inning of scoreless relief in a 6-5 victory over the Dodgers.
- ◆ Limited left-handers to a .220 average (13-for-59) in 1992 and lifetime left-handers own a .238 average (50-for-210).
- ◆ Was optioned to Scranton (AAA) on July 29; appeared in 15 games and was 0-1 with a 2.70 ERA and five saves.
- ◆ Appeared in three postseason games with Scranton and was 1-0 with one save and a 0.00 ERA (0 ER/ 5.2 IP).
- ◆ Has appeared in eight career games at Dodger Stadium and is 1-0 with a 2.00 ERA (2 ER/ 9.0 IP).
- ◆ His last home loss was Sept. 11, 1991 vs. Montreal; has pitched 27 consecutive home games without a decision.
- ◆ Has one career hit in eight at-bats.
- ◆ Of his 80 career walks, 21 have been intentional.
- ◆ No wonder the Dodgers acquired the left-hander, he has a career 2-0 record with a 0.87 ERA against Los Angeles (2 ER/ 20.2 IP)...also has 10 strikeouts.

MAJOR LEAGUE HIGHLIGHTS

1991:

- ◆ Had contract purchased from Triple-A on May 6 when LEN DYKSTRA AND DARREN DAULTON went on the disabled list.
- ◆ Hit OTIS NIXON with a pitch on June 4 at Atlanta and was ejected in a bench clearing brawl...was placed on the 15-day disabled list the next day with a contusion of the abdomen.
- ◆ Tied a career-high four strikeouts on May 26 at Pittsburgh.
- ◆ Pitched a career-high 10.1 consecutive scoreless innings from Aug. 11-24.

1987:

- ◆ Began the season at Triple-A Albuquerque before having contract purchased by the Phillies on May 1...made his major league debut the same day and pitched one inning and fanned two.
- ◆ Recorded a single in his first major league at-bat on May 15 vs. the Padres and LANCE McCULLERS.
- ◆ Defeated the Cardinals on June 12 for his first major league victory.
- ◆ Was optioned back to Maine (AAA) on June 16 before being recalled again on June 29.
- ◆ Finished with the third lowest ERA among N.L. rookies behind MIKE DUNNE and JOE MAGRANE.
- ◆ Appeared in a career-high 49 games all in relief and had a 3-2 record with a 3.75 ERA.
- ◆ Also had a career-best 45 strikeouts.

MINOR LEAGUE HIGHLIGHTS**1990:**

- ◆ Pitched a seven-inning no-hitter for Scranton (AAA) vs. Syracuse on May 25...the game went extra innings and he allowed a hit in the eighth before the team won 1-0 in eighth inning.
- ◆ Was named International Player of the Week for May 20-26.

1989:

- ◆ Tossed a career-high 135.2 innings for Triple-A Scranton.

1986:

- ◆ Split the season between Clearwater and Reading and had identical 4-1 records.
- ◆ Tied for the team lead in saves with Todd Frohwirth (10) at Clearwater.

1985:

- ◆ Was the Phillies #5 pick in the June Free Agent Draft.

PERSONAL

- ◆ Graduated from Hoover High School in Glendale and attended Glendale Community College...also attended BYU.
- ◆ Played high school baseball and basketball.
- ◆ Played Little League, Babe Ruth and American Legion Baseball.
- ◆ Married Jennie Von Speierman on Nov. 26, 1988.
- ◆ Hobbies include reading, photography, camping and bicycling.

WALLACE REID RITCHIE

Year	Club	W-L	ERA	G	GS	CG	SHO	SV	IP	H	R	ER	BB	SO
1985	Bend	1-0	4.50	2	1	0	0	0	10.0	10	11	5	5	3
	Clearwater	3-1	3.47	14	6	0	0	1	47.0	49	30	18	12	24
1986	Clearwater	4-1	2.22	32	0	0	0	10	52.2	40	25	13	16	39
	Reading	4-1	2.70	28	0	0	0	4	30.0	29	13	9	9	13
1987	Maine	3-1	2.05	13	0	0	0	2	22.0	17	6	5	8	16
	Philadelphia	3-2	3.77	49	0	0	0	3	62.1	60	27	26	29	45
1988	Maine	4-5	4.69	16	14	0	0	0	78.2	88	49	41	29	49
	Philadelphia	0-0	3.12	19	0	0	0	0	26.0	19	14	9	17	3
1989	Scranton	7-4	4.18	34	20	4	1	0	135.2	143	70	63	38	73
1990	Scranton	4-3	4.15	20	13	1	1	0	82.1	75	46	38	28	47
1991	Scranton	1-0	2.42	7	2	0	0	2	26.0	17	8	7	7	25
	Philadelphia	1-2	2.50	39	0	0	0	0	50.1	44	17	14	17	26
1992	Philadelphia	2-1	3.00	40	0	0	0	0	39.0	44	17	13	17	19
	ML Totals-4 years	6-5	3.14	147	0	0	0	4	177.2	167	75	62	80	98

RITCHIE - 1992 & CAREER vs. NATIONAL LEAGUE

	1992						Career					
	W-L	ERA	IP	ER	SO	SV	W-L	ERA	IP	ER	SO	SV
vs. West												
Atlanta	0-0	0.00	1.2	0	2	0	0-0	3.07	14.2	5	7	0
Cincinnati	0-1	7.71	4.2	4	2	0	0-1	2.81	16.0	5	11	0
Houston	0-0	0.00	2.0	0	1	1	0-0	1.23	7.1	1	4	1
Los Angeles	1-0	0.00	5.1	0	1	0	2-0	0.87	20.2	2	10	0
San Diego	0-0	1.35	6.2	1	3	0	0-1	4.82	18.2	10	6	1
San Francisco	0-0	0.00	2.0	0	0	0	1-2	5.40	11.2	7	4	0
West Total	1-1	2.01	22.1	5	9	1	3-4	3.03	89.0	30	42	2
Chicago	0-0	0.00	2.2	0	2	0	1-0	0.79	11.1	1	8	0
Montreal	0-0	10.80	1.2	2	1	0	0-1	5.40	18.1	11	9	0
New York	0-0	4.50	4.0	2	4	0	0-0	4.20	15.0	7	11	0
Philadelphia	-	-	-	-	-	-	-	-	-	-	-	-
Pittsburgh	0-0	7.20	5.0	4	3	0	0-0	2.83	28.2	9	20	1
St. Louis	1-0	0.00	3.1	0	0	0	2-0	2.35	15.1	4	8	1
East Total	1-0	4.32	16.2	8	10	0	3-1	3.25	88.2	32	56	2
1992 Totals	2-1	3.00	39.0	13	19	1	6-5	3.14	177.2	62	98	4

1992 & CAREER BY MONTH

In April	0-0	1.23	7.1	1	3	0	0-0	1.54	11.2	2	5	0
May	0-1	3.00	12.0	4	7	1	0-1	2.79	48.1	15	32	1
June	1-0	4.22	10.2	5	6	0	2-0	4.73	32.1	17	16	1
July	1-0	3.00	9.0	3	3	0	1-1	2.28	27.2	7	8	0
August	-	-	-	-	-	-	1-1	3.76	38.1	16	22	2
Sept.-Oct.	-	-	-	-	-	-	2-2	2.41	18.2	5	15	0

1992 & CAREER STATISTICAL BREAKDOWN

Home	1-0	2.29	19.2	5	14	0	3-3	3.34	97.0	36	56	2
Road	1-1	3.72	19.1	8	5	1	3-2	2.90	80.2	26	42	2
Starter	-	-	-	-	-	-	-	-	-	-	-	-
Reliever	2-1	3.00	39.0	13	19	1	6-5	3.14	177.2	62	98	4
Before ASG	1-1	2.87	31.1	10	17	1	2-1	3.13	100.2	35	58	2
After ASG	1-0	3.52	7.2	3	2	0	4-4	3.16	77.0	27	40	2

MISCELLANEOUS STATISTICS

Year	Pitching Totals						Hitting Totals						
	IBB	HB	WP	BK	HR	Avg.	AB	R	H	2B	3B	HR	RBI
1987	11	1	2	3	8	.250	4	0	1	0	0	0	0
1988	2	1	2	0	1	.000	0	0	0	0	0	0	0
1989	-	-	-	-	-	-	-	-	-	-	-	-	-
1990	-	-	-	-	-	-	-	-	-	-	-	-	-
1991	5	2	1	0	4	.000	3	0	0	0	0	0	0
1992	3	0	0	0	3	.000	1	0	0	0	0	0	0
Totals	21	4	5	3	16		8	0	1	0	0	0	0

RITCHIE'S CAREER TRANSACTIONS

- ◆ Selected by Philadelphia in the 4th round of the June 1985 Free Agent Draft.
- ◆ Signed by Los Angeles as a free agent on Jan. 8, 1993.

DISABLED LIST

- ◆ June 5-26, 1991 (abdomen).

RITCHIE'S CAREER AND GAME HIGHS

- Most Innings Pitched-Reliever:** 3.0 (4 times), last time June 10, 1988 at Pittsburgh
Most Strikeouts: 4 (2 times), last time May 21, 1991 at Pittsburgh
Most Walks: 3 (2 times), last time Aug. 22, 1991 vs. Pittsburgh

LOS ANGELES DODGERS 1993 SPRING ROSTER

No.	Pitchers (18)	B-T	Ht.	Wt.	Born	Birthplace	Residence	1992 Club	W-L	ERA	G	GS	CG	SV	IP	H	R	ER	BB	SO	MLS
56	Astacio, Pedro	R-R	6-2	190	11/28/69	Hato Mayor, DR	Miami, FL	Albuquerque	6-6	5.47	24	15	1	0	98.2	115	68	60	44	66	0.052
65	Bustillos, Albert	R-R	6-1	233	04/08/68	San Jose, CA	Gilroy, CA	Los Angeles	5-5	1.98	11	11	4	0	82.0	80	23	18	20	43	—
49	Candiotti, Tom	R-R	6-2	215	08/31/57	Walnut Creek, CA	Danville, CA	Albuquerque	1-2	4.78	26	0	0	3	37.2	41	20	20	16	23	—
54	Clark, Dera	R-R	6-1	205	04/14/65	Monahans, TX	Lindsay, OK	Los Angeles	11-15	3.00	32	30	6	0	203.2	177	78	68	63	152	7.138
								Royals (R)	0-0	2.08	2	1	0	0	8.2	7	4	2	2	13	—
								B'Ball City	2-0	1.69	3	3	0	0	16.0	15	3	3	3	7	—
								Omaha	1-6	7.95	9	9	0	0	43.0	57	39	38	16	32	—
64	Daspit, James	R-R	6-7	210	08/10/69	Tacoma, WA	Sacramento, CA	Vero Beach	6-12	3.44	26	25	0	0	149.1	135	67	57	57	109	—
66	Delahoya, Javier	R-R	6-0	162	02/21/70	Mexico City, MEX	N. Hollywood, CA	Vero Beach	4-5	2.81	14	14	2	0	80.0	68	25	25	26	92	—
35	Gott, Jim	R-R	6-4	229	08/03/59	Hollywood, CA	Altadena, CA	San Antonio	2-1	2.84	5	5	0	0	25.1	20	11	8	17	24	—
46	Gross, Kevin	R-R	6-5	227	06/08/61	Downey, CA	Claremont, CA	Los Angeles	3-3	2.45	68	0	0	6	88.0	72	27	24	41	75	11.000
57	Gross, Kip	R-R	6-2	194	08/24/64	Scottsbluff, NE	Gering, NE	Los Angeles	8-13	3.17	34	30	4	0	204.2	182	82	72	77	158	9.100
								Albuquerque	6-5	3.51	31	14	2	8	107.2	96	48	42	36	58	1.060
								Los Angeles	1-1	4.18	16	1	0	0	23.2	32	14	11	10	14	—
63	Hansell, Greg	R-R	6-5	213	03/12/71	Bellflower, CA	La Palma, CA	San Antonio	6-4	2.83	14	14	0	0	92.1	80	40	29	33	66	—
55	Hershiser, Orel	R-R	6-3	198	09/16/58	Buffalo, NY	Pasadena, CA	Albuquerque	1-5	5.24	13	13	0	0	68.2	84	46	40	35	38	—
59	James, Mike	R-R	6-3	182	08/15/67	Fl. Walton, FL	Mary Ester, FL	Los Angeles	10-15	3.67	33	33	1	0	210.2	209	101	86	69	130	9.032
45	Martinez, Pedro	L-R	5-11	164	07/25/71	Manoguyabo, DR	Santo Domingo, DR	Albuquerque	2-1	5.59	18	6	0	1	46.2	55	35	29	22	33	—
								San Antonio	2-1	2.67	8	8	0	0	54.0	39	16	16	20	52	—
								Albuquerque	7-6	3.81	20	20	3	0	125.1	104	57	53	57	124	0.026
								Los Angeles	0-1	2.25	2	1	0	0	8.0	6	2	2	1	8	—
48	Martinez, Ramon	L-R	6-4	176	03/22/68	Santo Domingo, DR	Santo Domingo, DR	Los Angeles	8-11	4.00	25	25	1	0	150.2	141	82	67	69	101	3.133
17	McDowell, Roger	S-R	6-1	197	12/21/60	Cincinnati, OH	Stuart, FL	Los Angeles	6-10	4.09	65	0	0	14	83.2	103	46	38	42	50	8.000
62	Nichting, Chris	R-R	6-1	205	05/13/66	Cincinnati, OH	Cincinnati, OH	San Antonio	4-5	2.52	13	13	0	0	78.2	58	25	22	37	81	—
50	Wilson, Steve	L-L	6-4	224	12/13/64	Victoria, BC	N. Delta, BC	Albuquerque	1-3	7.93	10	9	0	0	42.0	64	42	37	23	25	—
38	Worrell, Todd	R-R	6-5	222	09/28/59	Arcadia, CA	St. Louis, MO	Los Angeles	2-5	4.19	60	0	0	0	66.2	74	37	31	29	54	3.095
								St. Louis	5-3	2.11	67	0	0	3	64.0	45	15	15	25	64	7.041
No. Catchers (3)									Avg.	G	AB	R	H	2B	3B	HR	RBI	BB	SO	SB	MLS
41	Hernandez, Carlos	R-R	5-11	218	05/24/67	San Felix, Bolivar, Venezuela	Santa Monica, Caracas, Venezuela	Los Angeles	.260	69	173	11	45	4	0	3	17	11	21	0	1.099

ALPHABETICAL ROSTER

8	Amalfitano, Joe	66	Delahoya, Javier	59	James, Mike	60	Pye, Eddie	2	Lasorda, Tom	23	Karros, Eric	55	Hershiser, Orel
7	Ashley, Billy	13	Ferguson, Joe	23	Karros, Eric	3	Reed, Jody	3	Reed, Jody	25	Wallach, Tim	56	Astacio, Pedro
56	Astacio, Pedro	47	Goodwin, Tom	2	Lasorda, Tom	26	Rodriguez, Henry	5	Hansen, Dave	26	Rodriguez, Henry	57	Gross, Kip
21	Bournigal, Rafael	35	Gott, Jim	45	Martinez, Pedro	68	Roenicke, Ron	7	Ashley, Billy	27	Sharperson, Mike	58	Cresse, Mark
51	Busch, Mike	46	Gross, Kevin	48	Martinez, Ramon	27	Sharperson, Mike	8	Amalfitano, Joe	28	Snyder, Cory	59	James, Mike
65	Bustillos, Albert	57	Gross, Kip	17	McDowell, Roger	28	Snyder, Cory	11	Mota, Manny	29	Harris, Lenny	60	Pye, Eddie
22	Butler, Brett	63	Hansell, Greg	41	Mondesí, Raul	44	Strawberry, Darryl	13	Ferguson, Joe	30	Offerman, Jose	62	Nichting, Chris
49	Candiotti, Tom	5	Hansen, Dave	11	Mota, Manny	40	Wakamatsu, Don	16	Perranoski, Ron	31	Piazza, Mike	63	Hansell, Greg
54	Clark, Dera	21	Harris, Lenny	62	Nichting, Chris	25	Wallach, Tim	17	McDowell, Roger	33	Davis, Eric	64	Daspit, James
58	Cresse, Mark	49	Hernandez, Carlos	30	Offerman, Jose	20	Webster, Mitch	20	Webster, Mitch	35	Gott, Jim	65	Bustillos, Albert
64	Daspit, James	55	Hershiser, Orel	16	Perranoski, Ron	50	Wilson, Steve	21	Bournigal, Rafael	37	Hines, Ben	66	Delahoya, Javier
33	Davis, Eric	37	Hines, Ben	31	Piazza, Mike	38	Worrell, Todd	22	Butler, Brett	38	Worrell, Todd	68	Roenicke, Ron

NUMERICAL ROSTER

40	Wakamatsu, Don	23	Karros, Eric	55	Hershiser, Orel
41	Hernandez, Carlos	25	Wallach, Tim	56	Astacio, Pedro
43	Mondesí, Raul	26	Rodriguez, Henry	57	Gross, Kip
44	Strawberry, Darryl	27	Sharperson, Mike	58	Cresse, Mark
45	Martinez, Pedro	28	Snyder, Cory	59	James, Mike
46	Gross, Kevin	29	Harris, Lenny	60	Pye, Eddie
47	Goodwin, Tom	30	Offerman, Jose	62	Nichting, Chris
48	Martinez, Ramon	31	Piazza, Mike	63	Hansell, Greg
49	Candiotti, Tom	33	Davis, Eric	64	Daspit, James
50	Wilson, Steve	35	Gott, Jim	65	Bustillos, Albert
51	Busch, Mike	37	Hines, Ben	66	Delahoya, Javier
54	Clark, Dera	38	Worrell, Todd	68	Roenicke, Ron

LOS ANGELES DODGERS 1993 SPRING NON-ROSTER

No.	Pitchers (4)	B-T	Ht.	Wt.	Born	Birthplace	Residence	1992 Club	W-L	ERA	G	GS	CG	SV	IP	H	R	ER	BB	SO	MLS
52	Guetterman, Lee	L-L	6-8	230	11/22/58	Chattanooga, TN	Lenoir City, TN	New York (AL)	1-1	9.53	15	0	0	0	22.2	35	24	24	13	5	6,065
67	McCullers, Lance	S-R	6-1	210	03/08/64	Tampa, FL	Lutz, FL	New York (NL)	3-4	5.82	43	0	0	2	43.1	57	28	28	14	15	
70	Nichols, Rod	R-R	6-2	190	12/29/64	Burlington, IA	Columbus, GA	Albuquerque	1-0	5.40	5	0	0	0	5.0	1	4	3	8	3	5,080
61	Ritchie, Wally	L-L	6-2	180	07/12/65	Glendale, CA	Glendale, CA	Cleveland	4-1	1.84	29	0	0	12	44.0	34	9	9	10	35	
								Philadelphia	4-3	4.53	30	9	0	0	105.1	114	58	53	31	56	3,120
									2-1	3.00	40	0	0	1	39.0	44	17	13	17	19	2,162
No.	Catcher (1)	B-T	Ht.	Wt.	Born	Birthplace	Residence	1992 Club	Avg.	G	AB	R	H	2B	3B	HR	RBI	BB	SO	SB	MLS
12	Parrish, Lance	R-R	6-3	224	06/15/56	Clairton, PA	Yorba Linda, CA	California	.229	24	83	7	19	2	0	4	11	5	22	0	15,031
								Seattle	.234	69	192	19	45	11	1	8	21	19	48	1	
No.	Infielders (2)	B-T	Ht.	Wt.	Born	Birthplace	Residence	1992 Club	Avg.	G	AB	R	H	2B	3B	HR	RBI	BB	SO	SB	MLS
71	Chavez, Pedro	R-R	5-11	162	02/23/62	Los Teques, VN	Los Teques, VN		—	—	—	—	—	—	—	—	—	—	—	—	—
15	Elster, Kevin	R-R	6-2	200	08/03/64	San Pedro, CA	Huntington Beach, CA	New York (NL)	.222	6	18	0	4	0	0	0	0	0	2	0	5,061

HOW THE 1993 DODGERS WERE CONSTRUCTED

First Year In Dodger Organization	Amateur Draft (14)	Free Agent (16)	Trades (10)
1979	Orel Hershiser (1)		
1980			
1981			
1982			
1983			
1984		Ramon Martinez (2) Carlos Hernandez (3)	
1985		Henry Rodriguez (4)	
1986	Dave Hansen (5)	Jose Offerman (6)	
1987	Chris Nichting (7) Rafael Bournigal (8) Mike James (9) Albert Bustillos (10)	Pedro Astacio (12)	Mike Sharperson (11)
1988	Billy Ashley (13) Eric Karros (14) Eddie Pye (15) Mike Piazza (16)	Raul Mondesi (17) Pedro Martinez (18)	
1989	Tom Goodwin (19) Javier Delahoya (20)		Lenny Harris (21)
1990	Mike Busch (22) James Daspit (23)	Jim Gott (24)	
1991		Darryl Strawberry (25) Kevin Gross (26) Brett Butler (27)	Greg Hansell (28) Mitch Webster (29) Roger McDowell(30) Steve Wilson (31)
1992		Don Wakamatsu (34) Tom Candiotti (35)	Eric Davis (32) Kip Gross (33)
1993	Dera Clark (38)	Cory Snyder (37) Todd Worrell (39)	Jody Reed (36) Tim Wallach (40)

- (1) **Hershiser** – Dodgers' 17th selection in the June 1979 Free Agent Draft.
- (2) **Ramon Martinez** – Signed as a free agent on Sept. 1, 1984.
- (3) **Hernandez** – Signed as a free agent on Oct. 10, 1984.
- (4) **Rodriguez** – Signed as a free agent on July 14, 1985.
- (5) **Hansen** – Dodgers' 2nd selection in the June 1986 Free Agent Draft.
- (6) **Offerman** – Signed as a free agent on July 24, 1986.
- (7) **Nichting** – Dodgers' 3rd selection in the June 1987 Free Agent Draft.
- (8) **Bournigal** – Dodgers' 19th selection in the June 1987 Free Agent Draft.
- (9) **James** – Dodgers' 43rd selection in the June 1987 Free Agent Draft.
- (10) **Bustillos** – Dodgers' 47th selection in the June 1987 Free Agent Draft.
- (11) **Sharperson** – Contract purchased from Toronto's Syracuse (AAA) club on Sept. 21, 1987 in exchange for Juan Guzman's contract.
- (12) **Astacio** – Signed as a free agent on Nov. 11, 1987.
- (13) **Ashley** – Dodgers' 2nd selection (3rd round) in the June 1988 Free Agent Draft.
- (14) **Karros** – Dodgers' 5th selection (6th round) in the June 1988 Free Agent Draft.
- (15) **Pye** – Dodgers' 9th selection (10th round) in the June 1988 Free Agent Draft.
- (16) **Piazza** – Dodgers' 61st selection (62nd round) in the June 1988 Free Agent Draft.
- (17) **Mondesi** – Signed as a free agent on June 6, 1988.
- (18) **Pedro Martinez** – Signed as a free agent on June 18, 1988.
- (19) **Goodwin** – Dodgers 2nd selection (1st round) in the June 1989 Free Agent Draft.
- (20) **Delahoya** – Dodgers 7th selection (4th round) of the June 1989 Free Agent Draft.
- (21) **Harris** – Acquired in a trade with Kal Daniels from Cincinnati on July 1988, 1989 for Tim Leary and Mariano Duncan.
- (22) **Busch** – Dodgers' 4th selection in the June 1990 Free Agent Draft.
- (23) **Daspit** – Dodgers' 14th selection in the June 1990 Free Agent Draft.
- (24) **Gott** – Signed as a free agent on December 7, 1989.
- (25) **Strawberry** – Signed as a free agent on Nov. 8, 1990.
- (26) **Kevin Gross** – Signed as a free agent on Dec. 3, 1990.

- (27) **Butler** – Signed as a free agent on Dec. 15, 1990.
 (28) **Hansell** – Acquired in a trade with Bob Ojeda from the New York Mets on Dec. 15, 1990 for Hubie Brooks.
 (29) **Webster** – Acquired in a trade from Pittsburgh on July 3, 1991 for Jose Gonzalez.
 (30) **McDowell** – Acquired from Philadelphia on July 31, 1991 for Mike Hartley and Braulio Castillo.
 (31) **Wilson** – Claimed his contract on waivers from the Cubs on Sept. 6, 1991 and assigned the contract of Jeff Hartsock to the Cubs' Iowa (AAA) affiliate.
 (32) **Davis** – Acquired along with Kip Gross from Cincinnati on Nov. 27, 1991 for Tim Belcher and John Wetteland.
 (33) **Kip Gross** – Acquired along with Eric Davis from Cincinnati on Nov. 27, 1991 for Tim Belcher and John Wetteland.
 (34) **Wakamatsu** – Signed as a free agent on Dec. 2, 1991.
 (35) **Candiotti** – Signed as a free agent on Dec. 3, 1991.
 (36) **Reed** – Acquired in a trade with Colorado on Nov. 11, 1992 for Eric Young.
 (37) **Snyder** – Signed as a free agent on Dec. 5, 1992.
 (38) **Clark** – Acquired in the Rule 5 draft from Kansas City on Dec. 7, 1992.
 (39) **Worrell** – Signed as a free agent on Dec. 9, 1992.
 (40) **Wallach** – Acquired in a trade with Montreal on Dec. 24, 1992 for Tim Barker.

MILESTONES WITHIN REACH

Player	Milestone	Needs	Start of '93
Tommy Lasorda	1400 wins	61	1339
Brett Butler	450 stolen bases	13	437
	1800 games	122	1678
	1900 hits	123	1777
	100 triples	1	99
	1100 runs	52	1048
Tom Candiotti	100 wins	5	95
	250 starts	15	235
	1100 strikeouts	70	1030
Eric Davis	1000 games	68	932
	1000 hits	172	828
	200 home runs	18	182
	600 runs batted in	36	564
	300 stolen bases	34	266
Jim Gott	1000 innings pitched	25.1	974.2
	800 strikeouts	78	722
Kevin Gross	100 wins	2	98
	2000 innings pitched	210.1	1789.2
	1300 strikeouts	51	1249
Dave Hansen	100 hits	11	89
Lenny Harris	500 hits	57	443
	200 runs	9	191
Orel Hershiser	2000 innings pitched	195	1805
	25 shutouts	2	23
	300 games	11	289
	1300 strikeouts	70	1230
Ramon Martinez	800 innings pitched	60.1	739.2
	600 strikeouts	14	586
Roger McDowell	150 saves	1	149
	600 games	68	532
Lance Parrish	1900 games	32	1868
	7000 at bats	257	6743
	1100 runs batted in	70	1030
Jody Reed	3000 at bats	342	2658
	800 games	85	715
	200 doubles	20	180
Cory Snyder	3000 at bats	13	2987
	500 runs batted in	86	414

MILESTONES WITHIN REACH (Continued)

Player	Milestone	Needs	Start of '93
Mike Sharperson	500 games	23	477
Darryl Strawberry	5000 at bats	436	4564
	300 home runs	15	285
	900 runs batted in	43	857
	1300 games	9	1291
	1200 hits	4	1196
Tim Wallach	7000 at bats	471	6529
	1000 runs batted in	95	905
Todd Worrell	400 games	52	348
	150 saves	21	129


HOW OLD ARE THEY IN 1993?

January		August	
Joe Amalfitano	59 on January 23	Jim Gott	34 on August 3
February		Kevin Elster	29 on August 3
Eddie Pye	26 on February 13	James Daspit	24 on August 10
Manny Mota	55 on February 18	Mike James	26 on August 15
Javier Delahoya	23 on February 21	Kip Gross	29 on August 24
Don Wakamatsu	30 on February 22	Tom Candiotti	36 on August 31
Pedro Chavez	31 on February 23	September	
March		Mike Piazza	25 on September 4
Lance McCullers	29 on March 8	Tim Wallach	36 on September 14
Greg Hansell	22 on March 12	Orel Hershiser	35 on September 16
Raul Mondesi	22 on March 12	Joe Ferguson	47 on September 19
Darryl Strawberry	31 on March 12	Mark Cresse	42 on September 21
Ramon Martinez	25 on March 22	Tom Lasorda	66 on September 22
April		Todd Worrell	34 on September 28
Ron Perranoski	57 on April 1	October	
Albert Bustillos	25 on April 8	Mike Sharperson	32 on October 4
Dera Clark	28 on April 14	Lenny Harris	29 on October 28
May		November	
Rafael Bournigal	27 on May 12	Eric Karros	26 on November 4
Chris Nichting	27 on May 13	Ben Hines	58 on November 7
Mitch Webster	34 on May 16	Jose Offerman	25 on November 8
Carlos Hernandez	26 on May 24	Henry Rodriguez	26 on November 8
Eric Davis	31 on May 29	Cory Snyder	31 on November 11
June		Lee Guetterman	35 on November 22
Kevin Gross	32 on June 8	Dave Hansen	25 on November 24
Brett Butler	36 on June 15	Pedro Astacio	24 on November 28
Lance Parrish	37 on June 15	December	
July		Steve Wilson	29 on December 13
Mike Busch	25 on July 7	Roger McDowell	33 on December 21
Billy Ashley	23 on July 11		
Wally Ritchie	28 on July 12		
Pedro Martinez	22 on July 25		
Jody Reed	31 on July 26		
Tom Goodwin	25 on July 27		

1992 Los Angeles Dodgers — Batting With Bases Loaded

Player	Outs	Avg.	AB	H	2B	3B	HR	RBI-SP	MISP	MOB	BB	IBB	SO	SH	SF	GIDP
Ashley, B	<2	.000	0	0	0	0	0	0	0	0	0	0	0	0	0	0
Ashley, B	=2	.500	2	1	0	0	0	1	4	6	0	0	0	0	0	0
Ashley, B		.500	2	1	0	0	0	1	4	6	0	0	0	0	0	0
Bournigal, R	<2	.000	0	0	0	0	0	0	0	0	0	0	0	0	0	0
Bournigal, R	=2	.000	1	0	0	0	0	0	2	3	0	0	0	0	0	0
Bournigal, R		.000	1	0	0	0	0	0	2	3	0	0	0	0	0	0
Butler, B	<2	.222	9	2	0	1	0	5	18	27	0	0	1	0	0	1
Butler, B	=2	.000	4	0	0	0	0	0	8	12	0	0	0	0	0	0
Butler, B		.154	13	2	0	1	0	5	26	39	0	0	1	0	0	1
Davis, E	<2	.667	3	2	0	0	0	6	10	15	1	0	0	0	1	1
Davis, E	=2	.000	1	0	0	0	0	0	2	3	0	0	0	0	0	0
Davis, E		.500	4	2	0	0	0	6	12	18	1	0	0	0	1	1
Goodwin, T	<2	.000	1	0	0	0	0	0	2	3	0	0	0	0	0	0
Goodwin, T	=2	.000	0	0	0	0	0	0	0	0	0	0	0	0	0	0
Goodwin, T		.000	1	0	0	0	0	0	2	3	0	0	0	0	0	0
Hansen, D	<2	.000	1	0	0	0	0	1	4	6	0	0	1	0	1	0
Hansen, D	=2	.143	7	1	0	0	0	1	14	21	0	0	3	0	0	0
Hansen, D		.125	8	1	0	0	0	2	18	27	0	0	4	0	1	0
Harris, L	<2	.333	3	1	0	0	0	2	6	9	0	0	0	0	0	2
Harris, L	=2	.333	3	1	0	0	0	2	6	9	0	0	1	0	0	0
Harris, L		.333	6	2	0	0	0	4	12	18	0	0	1	0	0	2
Hernandez, C	<2	.000	1	0	0	0	0	0	2	3	0	0	0	0	0	1
Hernandez, C	=2	.000	2	0	0	0	0	0	4	6	0	0	0	0	0	0
Hernandez, C		.000	3	0	0	0	0	0	6	9	0	0	0	0	0	1
Karros, E	<2	.583	12	7	2	1	0	13	28	42	0	0	1	0	2	1
Karros, E	=2	.750	4	3	0	0	0	6	8	12	0	0	1	0	0	0
Karros, E		.625	16	10	2	1	0	19	36	54	0	0	2	0	2	1
Offerman, J	<2	.333	3	1	0	0	0	2	6	9	0	0	1	0	0	0
Offerman, J	=2	.000	3	0	0	0	0	1	8	12	1	0	0	0	0	0
Offerman, J		.167	6	1	0	0	0	3	14	21	1	0	1	0	0	0
Rodriguez, H	<2	.000	1	0	0	0	0	1	4	6	0	0	0	0	1	0
Rodriguez, H	=2	.000	3	0	0	0	0	0	6	9	0	0	2	0	0	0
Rodriguez, H		.000	4	0	0	0	0	1	10	15	0	0	2	0	1	0
Sharperson, M	<2	.500	2	1	1	0	0	3	4	6	0	0	0	0	0	0
Sharperson, M	=2	.333	3	1	0	0	0	2	8	12	1	0	0	0	0	0
Sharperson, M		.400	5	2	1	0	0	5	12	18	1	0	0	0	0	0
Strawberry, D	<2	.333	3	1	0	0	0	1	6	9	0	0	1	0	0	0
Strawberry, D	=2	.333	3	1	1	0	0	2	6	9	0	0	0	0	0	0
Strawberry, D		.333	6	2	1	0	0	3	12	18	0	0	1	0	0	0
Webster, M	<2	.333	3	1	0	0	0	6	12	18	0	0	1	0	3	0
Webster, M	=2	.000	3	0	0	0	0	0	6	9	0	0	1	0	0	0
Webster, M		.167	6	1	0	0	0	6	18	27	0	0	2	0	3	0
Dodgers	<2	.355	62	22	3	3	0	58	150	225	1	0	6	0	12	12
Dodgers	=2	.211	57	12	1	0	2	24	122	183	4	0	11	0	0	0
Dodgers		.286	119	34	4	3	2	82	272	408	5	0	17	0	12	12

Opponents



Frank Howard, 1960



ATLANTA BRAVES Western Division

521 Capitol Ave. SW
Atlanta, GA 30302
(404) 522-7630

Fulton County Stadium Facts

Opened: April 12, 1966
Capacity: 52,007
Dimensions: 330-402-330

SERIES FACTS

Director of Public Relations: Jim Schultz

Office Phone Number: (404) 614-1302

Fax Number: (404) 614-1391

Home Phone Number: (404) 461-0738

Public Relations Assistant: Glen Serra

Home Phone Number: (404) 850-1873

Public Relations Assistant: Mike Ringering

Home Phone Number: (404) 246-1541

Traveling Secretary: Bill Acree

Hotel in Los Angeles: Sheraton Grande

Hotel Phone Number: (213) 617-1133

Hotel Fax Number: (213) 613-0291

Dodgers Hotel in Atlanta: Hyatt Regency

Hotel Phone Number: (404) 577-1234

Hotel Fax Number: (404) 588-4137

All-Time Series Record:

Dodgers lead, 1045-842

At Fulton County: 127-109

At Dodger Stadium: 152-88

Last Dodger Three-Game Sweep, Home:

Sept. 15-17, 1989

Last Dodger Four-Game Sweep, Home:

July 26-29, 1990

Last Dodger Three-Game Sweep, Road:

June 22-24, 1984

Last Dodger Four-Game Sweep, Road:

April 7-10, 1988

1992 RECORD: Braves won the series, 12-6

DATE	SITE	W-L	SCORE	DATE	SITE	W-L	SCORE	DATE	SITE	W-L	SCORE
4/16	LA	L	0-3	6/10	LA	L	1-2	8/9	ATL	L	3-10
4/17	LA	W	7-5	6/15	ATL	L	0-2	8/10	ATL	W	5-3
4/18	LA	W	7-3	6/16	ATL	L	8-9	9/7	ATL	L	1-7
4/19	LA	W	4-2	6/17	ATL	L	3-4	9/8	ATL	L	5-7
6/8	LA	L	2-4	8/7	ATL	L	2-6	9/21	LA	L	2-4
6/9	LA	W	3-2	8/8	ATL	L	2-12	9/22	LA	W	4-1

DODGERS vs. BRAVES (1958-1992)

YEAR	HOME	ROAD	TOTALS	YEAR	HOME	ROAD	TOTALS	YEAR	HOME	ROAD	TOTALS
1958	8-3	6-5	14-8	1970	5-4	7-2	12-6	1982	5-4	6-3	11-7
1959	6-6	8-4	14-10	1971	5-4	4-5	9-9	1983	6-3	5-4	11-7
1960	5-6	7-4	12-10	1972	2-4	6-3	8-7	1984	5-4	7-2	12-6
1961	7-4	5-6	12-10	1973	9-0	6-2	15-2	1985	7-2	6-3	13-5
1962	6-3	4-5	10-8	1974	5-4	5-4	10-8	1986	5-4	3-6	8-10
1963	4-5	4-5	8-10	1975	7-2	3-6	10-8	1987	6-3	6-3	12-6
1964	3-6	5-4	8-10	1976	6-3	4-5	10-8	1988	7-2	7-2	14-4
1965	5-4	5-4	10-8	1977	6-3	7-2	13-5	1989	5-4	5-2	10-6
1966	7-2	4-5	11-7	1978	6-3	7-2	13-5	1990	7-2	5-4	12-6
1967	8-1	2-7	10-8	1979	3-6	3-6	6-12	1991	5-4	6-3	11-7
1968	6-3	3-6	9-9	1980	3-6	4-5	7-11	1992	5-4	1-8	6-12
1969	6-3	3-6	9-9	1981	5-4	2-3	7-7				

DODGER STAT CORNER (1958-1992)

Most Runs in a Game vs. Braves: 16, April 24, 1977; 15, June 24, 1964; 14, April 12, 1977

Widest Dodger Margin of Victory: 11, 15-4, June 24, 1964

Last Opponent Three-Game Sweep: June 15-17, 1992

Last Opponent Four-Game Sweep: Never Accomplished

Longest Dodger Consecutive Winning Streaks vs. Atlanta: 10 Games, 1971 and 1972 Seasons; 9 Games, 1985 Season; 8 Games, 1982 Season

FROM THE DODGER NOTEBOOK

- The Dodgers enter '93 with more wins against Braves (1,045) than any other N.L. team.
- Since '58, LA has had at least .500 record at home vs. ATL in 29 of 35 seasons.
- 1992 tied LA Dodger record for fewest wins in a season vs. Braves at six (1979).
- Since moving to LA, Dodgers lead the series 367-271.
- 11 of 18 games in 1992 were decided by two runs or less (4-7).

CHICAGO CUBS Eastern Division

1060 W. Addison
Chicago, IL 60613
(312) 404-2827



Wrigley Field Facts
Opened: April 20, 1916
Capacity: 39,012
Dimensions: 355-400-353

Media Relations Director: Sharon Pannozzo

Office Phone Number: (312) 404-4191

Fax Number: (312) 404-4129

Media Information Coordinator: Chuck Wasserstrom

Traveling Secretary: Jimmy Bank

Hotel in Los Angeles: Sheraton Grande

Hotel Phone Number: (213) 617-1133

Hotel Fax Number: (213) 613-0291

Dodgers Hotel in Chicago: Hyatt Regency

Hotel Phone Number: (312) 565-1234

Hotel Fax Number: (312) 565-2966

SERIES FACTS

All-Time Series Record:

Cubs lead, 880-874

At Wrigley Field: 351-361

At Dodger Stadium: 118-87

Last Dodger Three-Game Sweep, Home:

Aug. 30-Sept. 1, 1991

Last Dodger Four-Game Sweep, Home:

July 6-8, 1971

Last Dodger Three-Game Sweep, Road:

May 29-31, 1992

Last Dodger Four-Game Sweep, Road:

Never Accomplished

Last Dodger Five-Game Sweep, Road:

July 14-17, 1988

1992 RECORD: Series tied, 6-6

DATE	SITE	W-L	SCORE	DATE	SITE	W-L	SCORE	DATE	SITE	W-L	SCORE
5/18	LA	L	0-3	5/30	CHI	W	3-2	8/23	LA	L	2-4
5/19	LA	W	5-2	5/31	CHI	W	6-2	8/31	CHI	L	0-2
5/20	LA	W	5-3	8/21	LA	L	2-3(12)	9/1	CHL	W	5-4(13)
5/29	CHI	W	1-0	8/22	LA	L	4-5	9/2	CHI	L	1-5

DODGERS vs. CUBS (1958-1992)

YEAR	HOME	ROAD	TOTALS	YEAR	HOME	ROAD	TOTALS	YEAR	HOME	ROAD	TOTALS
1958	4-7	7-4	11-11	1970	3-3	3-3	6-6	1982	4-2	3-3	7-5
1959	5-6	6-5	11-11	1971	1-5	3-3	4-8	1983	3-3	3-3	6-6
1960	6-5	7-4	13-9	1972	3-3	1-5	4-8	1984	3-3	2-4	5-7
1961	7-4	8-3	15-7	1973	4-2	3-3	7-5	1985	3-3	4-2	7-5
1962	7-2	7-2	14-4	1974	5-1	5-1	10-2	1986	4-2	2-4	6-6
1963	4-5	7-2	11-7	1975	4-2	3-3	7-5	1987	3-3	3-3	6-6
1964	5-4	3-6	8-10	1976	5-1	4-2	9-3	1988	2-4	6-0	8-4
1965	7-2	3-6	10-8	1977	4-2	2-4	6-6	1989	2-4	3-3	5-7
1966	6-3	4-5	10-8	1978	4-2	4-2	8-4	1990	4-2	5-1	9-3
1967	4-5	5-4	9-9	1979	4-2	3-3	7-5	1991	6-0	4-2	10-2
1968	3-6	3-6	6-12	1980	4-2	3-3	7-5	1992	2-4	4-2	6-6
1969	3-3	3-3	6-6	1981	2-2	2-4	4-6				

DODGER STAT CORNER (1958-1992)

Most Runs in a Game vs. Cubs: 18, August 20, 1974; 15, May 24, 1990; 14, May 5, 1976

Widest Dodger Margin of Victory: 12, 12-0, July 12, 1987

Last Opponent Three-Game Sweep: August 21-23, 1992

Last Opponent Four-Game Sweep: July 6-8, 1971

Longest Dodger Consecutive Winning Streaks vs. Chicago: 8 Games, 1974 Season; 7 Games, 1976 Season; 7 Games, 1961 Season

FROM THE DODGER NOTEBOOK

- ◆ May 29-31, 1992 was the first three-game sweep by the Dodgers at Wrigley Field since 1974.
- ◆ The Dodgers have won 25 of last 36 games against Cubs.
- ◆ LA has finished at least .500 in 28 of 35 seasons vs. Chicago.
- ◆ 1992 was first three-game sweep by the Cubs since Aug. 21-23, 1972.
- ◆ Eight of the 12 games played were decided by two runs or less (4-4).
- ◆ Jose Offerman had a .400 batting average vs. the Cubs last year (14-for-35).

CINCINNATI REDS

Western Division

100 Riverfront Stadium
Cincinnati, Ohio 45202
(513) 421-4510



Riverfront Stadium Facts

Opened: June 30, 1970

Capacity: 52,952

Dimensions: 330-404-330

SERIES FACTS

All-Time Series Record:

Dodgers lead, 959-940

At Riverfront: 100-98

At Dodger Stadium: 144-132

Last Dodger Three-Game Sweep, Home:

Aug. 1-3, 1986

Last Dodger Four-Game Sweep, Home:

April 14-17, 1975

Last Dodger Three-Game Sweep, Road:

June 24-26, 1988

Last Dodger Four-Game Sweep, Road:

Never Accomplished

Publicity Director: Jon Braude

Office Phone Number: (513) 421-2990

Fax Number: (513) 421-7342

Home Phone Number: (513) 385-4196

Assistant Publicity Director: Joe Kelley

Home Phone Number: (513) 232-0724

Traveling Secretary: Joel Pieper

Hotel in Los Angeles: Hilton

Hotel Phone Number: (213) 629-4321

Hotel Fax Number: (213) 612-3989

Dodgers Hotel in Cincinnati: Hyatt Regency

Hotel Phone Number: (513) 579-1234

Hotel Fax Number: (513) 579-0107

1992 RECORD: Reds won the series, 11-7

DATE	SITE	W-L	SCORE	DATE	SITE	W-L	SCORE	DATE	SITE	W-L	SCORE
4/20	LA	W	6-0	6/7	LA	W	1-0	8/13	CIN	W	4-3
4/21	LA	L	3-4	6/12	CIN	L	3-4	9/23	LA	L	0-3
4/22	LA	L	3-4	6/13	CIN	L	1-11	9/24	LA	L	4-8
6/4	LA	W	7-4	6/14	CIN	L	1-5	9/29	CIN	W	5-0
6/5	LA	L	2-6	8/11	CIN	W	8-4	9/30	CIN	L	1-3
6/6	LA	L	4-5	8/12	CIN	L	2-3	10/1	CIN	W	4-2

DODGERS vs. REDS (1958-1992)

YEAR	HOME	ROAD	TOTALS	YEAR	HOME	ROAD	TOTALS	YEAR	HOME	ROAD	TOTALS
1958	6-5	5-6	11-11	1970	2-7	3-6	5-13	1982	4-5	7-2	11-7
1959	6-5	3-8	9-13	1971	7-2	4-5	11-7	1983	6-3	5-4	11-7
1960	6-5	4-7	10-12	1972	2-4	3-5	5-9	1984	5-4	6-3	11-7
1961	4-7	6-5	10-12	1973	4-5	3-6	7-11	1985	6-3	5-4	11-7
1962	5-4	4-5	10-12	1974	5-4	7-2	12-6	1986	6-3	2-7	8-10
1963	6-3	4-5	10-8	1975	7-2	3-6	10-8	1987	5-4	3-6	8-10
1964	2-7	2-7	4-14	1976	3-6	2-7	5-13	1988	5-4	6-3	11-7
1965	7-2	5-4	12-6	1977	3-6	5-4	8-10	1989	6-3	4-5	10-8
1966	7-2	5-4	12-6	1978	4-5	5-4	9-9	1990	4-5	5-4	9-9
1967	6-3	4-5	10-8	1979	3-6	4-5	7-11	1991	6-3	6-3	12-6
1968	4-5	5-4	9-9	1980	3-6	6-3	9-9	1992	3-6	4-5	7-11
1969	4-5	4-5	8-10	1981	4-5	4-3	8-8				

DODGER STAT CORNER (1958-1992)

Most Runs in a Game vs. Reds: 17, May 25, 1979; 16, May 31, 1981; 14, April 26, 1978

Widest Dodger Margin of Victory: 13, 14-1, April 17, 1974

Last Opponent Three-Game Sweep: June 12-14, 1992

Last Opponent Four-Game Sweep: August 5-8, 1976

Longest Dodger Consecutive Winning Streak vs. Reds: 9 Games, 1958 Season; 8 Games, 1973-74 Seasons; 7 Games, 1984-85 Seasons

FROM THE DODGER NOTEBOOK

- Eric Davis, Darryl Strawberry and Henry Rodriguez hit .455 (5-for-11) vs. Reds last year.
- 1992 was first losing season series vs. Reds since 1987.
- The Dodgers have finished at least .500 in season series vs. Reds in 10 of last 13 years.

HOUSTON ASTROS Western Division

8400 Kirby Dr., Gate 5
Houston, TX 77054
(713) 799-9500



Astrodome Facts
Opened: April 9, 1965
Capacity: 53,821
Dimensions: 330-400-330

Director of Public Relations: Rob Matwick
Office Phone Number: (713) 799-9596
Fax Number: (713) 799-9562
Asst. Director of Public Relations: Tyler Barnes
Staff Publicist: Ken Guilfoile
Traveling Secretary: Barry Waters
Hotel in Los Angeles: Hilton
Hotel Phone Number: (213) 629-4321
Hotel Fax Number: (213) 612-3989
Dodgers Hotel in Houston: Westin Galleria
Hotel Phone Number: (713) 960-8100
Hotel Fax Number: (713) 960-6553

SERIES FACTS
All-Time Series Record:
Dodgers lead, 308-245
At Astrodome: 140-136
At Dodger Stadium: 168-109
Last Dodger Three-Game Sweep, Home:
June 18-20, 1990
Last Dodger Four-Game Sweep, Home:
May 13-15, 1974
Last Dodger Three-Game Sweep, Road:
June 14-16, 1985
Last Dodger Four-Game Sweep, Road:
Never Accomplished

1992 RECORD: Astros won the series, 13-5

DATE	SITE	W-L	SCORE	DATE	SITE	W-L	SCORE	DATE	SITE	W-L	SCORE
4/13	HST	L	3-8	6/25	LA	W	8-5	9/25	LA	L	3-4
4/14	HST	W	6-2	6/26	LA	W	6-5	9/26	LA	L	4-5
4/15	HST	L	4-5	6/27	LA	L	1-5	9/27	LA	L	2-4
6/19	HST	L	1-2(12)	6/28	LA	W	8-2	10/2	HST	L	1-6
6/20	HST	L	0-1	8/4	LA	W	7-2	10/3	HST	L	2-3(13)
6/21	HST	L	0-2	8/5	LA	L	6-7	10/4	HST	L	0-3

DODGERS vs. ASTROS (1962-1992)

YEAR	HOME	ROAD	TOTALS	YEAR	HOME	ROAD	TOTALS	YEAR	HOME	ROAD	TOTALS
1962	5-4	7-2	12-6	1973	4-5	3-6	7-11	1984	5-4	4-5	9-9
1963	8-1	5-4	13-5	1974	7-2	6-3	13-5	1985	5-4	7-2	12-6
1964	5-4	6-3	11-7	1975	8-1	4-5	12-6	1986	6-3	2-7	8-10
1965	7-2	6-3	13-5	1976	7-2	6-3	13-5	1987	4-5	2-7	6-12
1966	5-4	6-3	11-7	1977	5-4	4-5	9-9	1988	4-5	5-4	9-9
1967	4-5	4-5	8-10	1978	6-3	5-4	11-7	1989	5-4	3-6	8-10
1968	4-5	3-6	7-11	1979	4-5	4-5	8-10	1990	5-4	4-5	9-9
1969	7-2	5-4	12-6	1980	7-3	3-6	10-9	1991	6-3	4-5	10-8
1970	4-5	6-3	10-8	1981	5-1	3-3	8-4	1992	4-5	1-8	5-13
1971	5-4	5-4	10-8	1982	5-4	6-3	11-7				
1972	5-4	6-3	11-7	1983	7-2	5-4	12-6				

DODGER STAT CORNER (1962-1992)

Most Runs in a Game vs. Astros: 16, April 5, 1983; 14, August 7, 1966; 14, July 30, 1988

Widest Dodger Margin of Victory: 12, 13-1, September 14, 1973

Last Opponent Three-Game Sweep: October 2-4, 1992

Last Opponent Four-Game Sweep: June 14-17, 1984

Longest Dodger Consecutive Winning Streaks vs. Houston: 8 Games, 1974 Season; 7 Games, 1985 Season; 7 Games, 1983 Season

FROM THE DODGER NOTEBOOK

- ◆ L.A. has recorded at least 10 wins against the Astros in 18 of 31 seasons.
- ◆ The last time either team scored in double figures was a 10-1 Astros' victory on September 26, 1990, a span of 36 games.
- ◆ Mike Sharperson hit a team-best .414 vs. Houston last year (12-for-29).
- ◆ Ramon Martinez was the only Dodger pitcher to register two wins vs. Houston in '92.

MONTREAL EXPOS Eastern Division

P.O. Box 500
 Station M
 Montreal, Quebec H1V 3P2
 (514) 253-3434



Olympic Stadium Facts
 Opened: April 15, 1977
 Capacity: 43,739
 Dimensions: 325-404-325

Director of Media Relations: Richard Griffin
Office Phone Number: (514) 251-3519
Fax Number: (514) 695-4186
Home Phone Number: (514) 695-4186
Director of Media Services: Monique Giroux
Home Phone Number: (514) 384-9924
Director, Team Travel: Erik Ostling
Hotel in Los Angeles: Hilton
Hotel Phone Number: (213) 629-4321
Hotel Fax Number: (213) 612-3989
Dodgers Hotel in Montreal: Le Centre Sheraton
Hotel Phone Number: (514) 878-2000
Hotel Fax Number: (514) 878-4659

SERIES FACTS
All-Time Series Record:
 Dodgers lead, 165-118
At Olympic Stadium: 42-52
At Dodger Stadium: 91-50
Last Dodger Three-Game Sweep, Home:
 May 13-15, 1991
Last Dodger Four-Game Sweep, Home:
 Never Accomplished
Last Dodger Three-Game Sweep, Road:
 Aug. 19-21, 1980
Last Dodger Four-Game Sweep, Road:
 May 6-9, 1982

1992 RECORD: Expos won the series, 8-4

DATE	SITE	W-L	SCORE	DATE	SITE	W-L	SCORE	DATE	SITE	W-L	SCORE
5/11	MTL	L	5-6(10)	7/6	LA#2	W	4-3	7/8	LA#2	L	1-4
5/12	MTL	W	2-0	7/7	LA#1	L	1-4	7/24	MTL	L	3-4
5/13	MTL	L	1-5	7/7	LA#2	L	0-4	7/25	MTL	L	1-4
7/6	LA#1	W	8-3	7/8	LA#1	W	1-0(11)	7/26	MTL	L	3-4

DODGERS vs. EXPOS (1969-1992)

YEAR	HOME	ROAD	TOTALS	YEAR	HOME	ROAD	TOTALS	YEAR	HOME	ROAD	TOTALS
1969	4-2	6-0	10-2	1977	2-4	5-1	7-5	1985	5-1	2-4	7-5
1970	4-2	4-2	8-4	1978	5-1	3-3	8-4	1986	4-2	1-5	5-7
1971	3-3	5-1	8-4	1979	5-1	1-5	6-6	1987	1-5	2-4	3-9
1972	3-3	3-3	6-6	1980	6-0	5-1	11-1	1988	4-2	4-2	8-4
1973	4-2	3-3	7-5	1981	3-0	2-2	5-2	1989	4-2	4-2	8-4
1974	4-2	4-2	8-4	1982	3-3	5-1	8-4	1990	5-1	1-5	6-6
1975	2-4	3-3	5-7	1983	4-2	3-3	7-5	1991	5-1	0-6	5-7
1976	6-0	4-2	10-2	1984	3-3	3-3	6-6	1992	3-3	1-5	4-8

DODGER STAT CORNER (1969-1992)

Most Runs in a Game vs. Expos: 15, May 3, 1970; 13, May 18, 1983; 12, June 11, 1971

Widest Dodger Margin of Victory: 14, 15-1, May 3, 1970

Last Opponent Three-Game Sweep: July 24-26, 1992

Last Opponent Four-Game Sweep: July 11-14, 1991

Longest Dodger Consecutive Winning Streaks vs. Montreal: 11 Games, 1980 Season; 8 Games, 1976 and 1977 Seasons; 7 Games, 1988 Season

FROM THE DODGER NOTEBOOK

- ◆ The Dodgers have never opened the season against the Expos.
- ◆ L.A. scored more than three runs in a game vs. MTL just three times in 12 games and not once in the last seven meetings in 1992.
- ◆ Brett Butler had a team-best .325 average vs. Expos in '92 (13-for-40).
- ◆ Last winning record in Montreal was during the 1989 season.
- ◆ The Dodgers are 2-16 in Montreal the last three seasons.

NEW YORK METS Eastern Division

Flushing, NY 11368
(718) 507-METS



Director of Public Relations: Jay Horwitz
Office Phone Number: (718) 565-4330
Fax Number: (718) 565-4382
Home Phone Number: (201) 546-5089
Asst. Director of Public Relations: Craig Sanders
Home Phone Number: (718) 631-7560
Traveling Secretary: Bob O'Hara
Hotel in Los Angeles: Sheraton Grande
Hotel Phone Number: (213) 617-1133
Hotel Fax Number: (213) 613-0291
Dodgers Hotel in New York: Grand Hyatt
Hotel Phone Number: (212) 883-1234
Hotel Fax Number: (212) 697-3772

Shea Stadium Facts
Opened: April 17, 1964
Capacity: 55,601
Dimensions: 338-410-338

SERIES FACTS

All-Time Series Record:
Dodgers lead, 229-178
At Shea Stadium: 86-100
At Dodger Stadium: 127-76
Last Dodger Three-Game Sweep, Home:
May 15-17, 1981
Last Dodger Four-Game Sweep, Home:
May 7-10, 1979
Last Dodger Three-Game Sweep, Road:
Aug. 8-10, 1975
Last Dodger Four-Game Sweep, Road:
Aug. 16-18, 1963

1992 RECORD: Mets won the series, 7-5

DATE	SITE	W-L	SCORE	DATE	SITE	W-L	SCORE	DATE	SITE	W-L	SCORE
5/8	NY	L	3-4	5/16	LA	W	2-0	7/22	NY	L	5-7
5/9	NY	L	2-5	5/17	LA	W	6-3	8/18	LA	W	4-0
5/10	NY	L	0-3	7/20	NY	W	9-2	8/19	LA	W	2-1
5/15	LA	L	1-4	7/21	NY	L	2-5	8/20	LA	L	4-11

DODGERS vs. METS (1962-1992)

YEAR	HOME	ROAD	TOTALS	YEAR	HOME	ROAD	TOTALS	YEAR	HOME	ROAD	TOTALS
1962	8-1	8-1	16-2	1973	4-2	3-3	7-5	1984	2-4	1-5	3-9
1963	8-1	8-1	16-2	1974	3-3	2-4	5-7	1985	3-3	4-2	7-5
1964	8-1	7-2	15-3	1975	2-4	4-2	6-6	1986	2-4	1-5	3-9
1965	6-3	6-3	12-6	1976	4-2	3-3	7-5	1987	3-3	3-3	6-6
1966	7-2	5-4	12-6	1977	5-1	3-3	8-4	1988	0-6	1-4	1-10
1967	7-2	5-4	12-6	1978	4-2	3-3	7-5	1989	2-4	3-3	5-7
1968	3-6	4-5	7-11	1979	6-0	3-3	9-3	1990	3-3	2-4	5-7
1969	4-2	0-6	4-8	1980	5-1	2-4	7-5	1991	4-2	3-3	7-5
1970	4-2	3-3	7-5	1981	3-0	2-1	5-1	1992	4-2	1-5	5-7
1971	3-3	2-4	5-7	1982	3-3	3-3	6-6				
1972	4-2	3-3	7-5	1983	3-2	4-3	7-5				

DODGER STAT CORNER (1962-1992)

Most Runs in a Game vs. Mets: 17, July 14, 1962; 17, May 25, 1962;
16, June 5, 1966

Widest Dodger Margin of Victory: 14, 17-3, July 14, 1962

Last Opponent Three-Game Sweep: May 8-10, 1992

Last Opponent Four-Game Sweep: Never Accomplished

Longest Dodger Consecutive Winning Streaks vs. New York: 8 Games, 1964
Season; 8 Games, 1963 Season; 7 Games, 1965 Season

FROM THE DODGER NOTEBOOK

- ◆ The Dodgers won an L.A.-best 16 games vs. Mets in 1962 and 1963.
- ◆ The Dodgers have won three of last nine season series.
- ◆ The Dodgers scored a series season-high nine runs vs. New York on July 20 at Shea Stadium.
- ◆ The Dodgers have gone winless at Shea Stadium just one year (1969).

PHILADELPHIA PHILLIES Eastern Division

Broad and Pattison Streets
Philadelphia, PA 19148
(215) 463-6000

Veterans Stadium Facts
Opened: April 10, 1971
Capacity: 62,382
Dimensions: 330-408-330

Vice President, Public Relations: Larry Shenk

Office Phone Number: (302) 755-9321

Fax Number: (215) 389-3050

Home Phone Number: (302) 478-5154

Manager, Publicity: Leigh Tobin

Manager, Media Relations: Gene Dias

Home Phone Numbers:

Dias: (609) 482-6618

Tobin: (215) 626-3443

Traveling Secretary: Eddie Ferenz

Hotel in Los Angeles: Sheraton Grande

Hotel Phone Number: (213) 617-1133

Hotel Fax Number: (213) 613-0291

Dodgers Hotel in Philadelphia: Sheraton Society Hill

Hotel Phone Number: (215) 238-6000

Hotel Fax Number: (215) 922-2709

SERIES FACTS

All-Time Series Record:

Dodgers lead, 987-755

At Veterans Stadium: 60-68

At Dodger Stadium: 111-93

Last Dodger Three-Game Sweep, Home:

July 23-25, 1991

Last Dodger Four-Game Sweep, Home:

July 2-4, 1962

Last Dodger Three-Game Sweep, Road:

Aug. 28-30, 1990

Last Dodger Four-Game Sweep, Road:

Never Accomplished

1992 RECORD: Phillies won the series, 7-5

DATE	SITE	W-L	SCORE	DATE	SITE	W-L	SCORE	DATE	SITE	W-L	SCORE
4/29	LA	L	3-7	7/3	LA#1	W	5-1	7/16	PHIL	W	7-5
5/5	PHIL	L	2-6	7/3	LA#2	W	2-0	7/17	PHIL	L	3-11
5/6	PHIL	W	3-1	7/4	LA	L	2-3	7/18	PHIL	L	3-14
7/2	LA	W	9-4	7/5	LA	L	3-9	7/19	PHIL	L	5-6

DODGERS vs. PHILLIES (1958-1992)

YEAR	HOME	ROAD	TOTALS	YEAR	HOME	ROAD	TOTALS	YEAR	HOME	ROAD	TOTALS
1958	6-5	4-7	10-12	1970	2-4	4-1	6-5	1982	3-3	1-5	4-8
1959	11-0	6-5	17-5	1971	5-1	2-4	7-5	1983	6-0	5-1	11-1
1960	8-3	8-3	16-6	1972	3-3	4-2	7-5	1984	1-5	2-4	3-9
1961	7-4	10-1	17-5	1973	4-2	5-1	9-3	1985	1-5	3-3	4-8
1962	9-0	5-4	14-4	1974	4-2	2-4	6-6	1986	3-3	2-4	5-7
1963	2-7	5-4	7-11	1975	3-3	4-2	7-5	1987	1-5	1-5	2-10
1964	4-5	4-5	8-10	1976	1-5	4-2	5-7	1988	5-1	6-0	11-1
1965	4-5	5-4	9-9	1977	4-2	2-4	6-6	1989	4-2	2-4	6-6
1966	7-2	4-5	11-7	1978	4-2	3-3	7-5	1990	4-2	4-2	8-4
1967	2-7	4-5	6-12	1979	3-3	0-6	3-9	1991	5-1	2-4	7-5
1968	6-3	4-5	10-8	1980	3-3	3-3	6-6	1992	3-3	2-4	5-7
1969	4-2	4-2	8-4	1981	1-2	2-1	3-3				

DODGER STAT CORNER (1958-1992)

Most Runs in a Game vs. Phillies: 16, July 4, 1962; 16, July 25, 1979; 15, July 24, 1979

Widest Dodger Margin of Victory: 15, 16-1, July 4, 1962

Last Opponent Three-Game Sweep: July 15-17, 1991

Last Opponent Four-Game Sweep: August 29 - September 1, 1985

Longest Dodger Consecutive Winning Streaks vs. Philadelphia: 10 Games, 1961 Season; 9 Games, 1983 Season; 9 Games, 1988 Season

FROM THE DODGER NOTEBOOK

- Brett Butler posted a .415 average vs. the Phillies last year (17-for-41).
- Last time a Phillies team blanked the Dodgers was May 13, 1989 in a 2-0 game.
- The Phillies have never shut out Los Angeles in a home season series.
- In 12 games vs. the Phillies in 1992, the Dodgers scored a season-high nine runs on July 2 at Dodger Stadium.

PITTSBURGH PIRATES Eastern Division

600 Stadium Circle
Pittsburgh, PA 15212
(412) 323-5000

**Three Rivers Stadium Facts**

Opened: July 16, 1970

Capacity: 47,972

Dimensions: 335-400-335

SERIES FACTS

All-Time Series Record:

Dodgers lead, 903-849

At Three Rivers Stadium: 63-68

At Dodger Stadium: 119-85

Last Dodger Three-Game Sweep, Home:

May 2-4, 1988

Last Dodger Four-Game Sweep, Home:

June 3-6, 1988

Last Dodger Three-Game

Sweep, Road:

July 22-24, 1986

Last Dodger Four-Game Sweep, Road:

Never Accomplished

Media Relations Director: Jim Trdinich

Office Phone Number: (412) 323-5031

Fax Number: (412) 323-5024

Home Phone Number: (412) 486-2396

Traveling Secretary: Greg Johnson

Hotel in Los Angeles: Sheraton Grande

Hotel Phone Number: (213) 617-1133

Hotel Fax Number: (213) 613-0291

Dodgers Hotel in Pittsburgh: Vista International

Hotel Phone Number: (412) 281-3700

Hotel Fax Number: (412) 281-2652

1992 RECORD: Pirates won the series, 7-5

DATE	SITE	W-L	SCORE	DATE	SITE	W-L	SCORE	DATE	SITE	W-L	SCORE
5/22	LA	L	4-6	6/2	PGH	L	0-1	8/26	LA	L	0-2
5/23	LA	W	5-4	6/3	PGH	L	5-6	9/4	PGH	L	5-6
5/24	LA	W	4-2	8/24	LA	W	5-4	9/5	PGH	L	1-6
6/1	PGH	W	8-6	8/25	LA	L	3-10	9/6	PGH	W	7-5

DODGERS vs. PIRATES (1958-1992)

YEAR	HOME	ROAD	TOTALS	YEAR	HOME	ROAD	TOTALS	YEAR	HOME	ROAD	TOTALS
1958	4-7	4-7	8-14	1970	3-3	3-3	6-6	1982	3-3	2-4	5-7
1959	7-4	4-7	11-11	1971	1-5	3-3	4-8	1983	3-3	3-3	6-6
1960	4-7	7-4	11-11	1972	3-3	4-2	7-5	1984	2-4	2-4	4-8
1961	6-5	7-4	13-9	1973	5-1	5-1	10-2	1985	4-2	4-2	8-4
1962	5-4	5-4	10-8	1974	4-2	0-6	4-8	1986	4-2	4-2	8-4
1963	7-2	6-3	13-5	1975	2-4	3-3	5-7	1987	4-2	2-4	6-6
1964	4-5	6-3	10-8	1976	5-1	4-2	9-3	1988	3-3	3-3	6-6
1965	4-5	5-4	9-9	1977	6-0	3-3	9-3	1989	4-2	3-3	7-5
1966	5-4	4-5	9-9	1978	5-1	2-4	7-5	1990	3-3	1-5	4-8
1967	4-5	3-6	7-11	1979	1-5	3-3	4-8	1991	3-3	4-2	7-5
1968	7-2	3-6	10-8	1980	5-1	1-5	6-6	1992	3-3	2-4	5-7
1969	5-1	3-3	8-4	1981	2-1	3-0	5-1				

DODGER STAT CORNER (1958-1992)

Most Runs in a Game vs. Pirates: 16, August 26, 1981; 14, May 3, 1988; 13, May 9, 1969

Widest Dodger Margin of Victory: 10, 16-6, August 26, 1981

Last Opponent Three-Game Sweep: May 28-30, 1990

Last Opponent Four-Game Sweep: Never Accomplished

Longest Dodger Consecutive Winning Streaks vs. Pittsburgh: 7 Games, 1973 Season; 6 Games, 1972 Season; 5 Games, 1980 Season

FROM THE DODGER NOTEBOOK

- ♦ Darryl Strawberry has more home runs vs. the Pirates (34) than any other N.L. team.
- ♦ Jim Gott led L.A. with two wins vs. the Pirates last year.
- ♦ Dodgers have finished with at least a .500 season series record vs. the Pirates in 25 of last 35 years.

ST. LOUIS CARDINALS Eastern Division

250 Stadium Plaza
St. Louis, MO 63102
(314) 421-3060

Busch Stadium Facts
Opened: May 12, 1966
Capacity: 53,000
Dimensions: 330-414-330

Public Relations Director: Jeff Wehling
Office Phone Number: (314) 425-0606
Fax Number: (314) 425-0640
Home Phone Number: (618) 288-3250
Public Relations Manager: Brian Bartow
Home Phone Number: (314) 832-0154
Traveling Secretary: C.J. Cherre
Hotel in Los Angeles: Hyatt Regency
Hotel Phone Number: (213) 683-1234
Hotel Fax Number: (213) 629-3230
Dodgers Hotel in St. Louis: Adams Mark
Hotel Phone Number: (314) 241-7400
Hotel Fax Number: (314) 241-6618

SERIES FACTS
All-Time Series Record:
Cardinals lead, 879-874
At Busch Stadium: 82-87
At Dodger Stadium: 110-95
Last Dodger Three-Game Sweep, Home:
April 29 - May 2, 1976
Last Dodger Four-Game Sweep, Home:
April 29 - May 2, 1976
Last Dodger Three-Game Sweep, Road:
May 25-27, 1990
Last Dodger Four-Game Sweep, Road:
Never Accomplished

1992 RECORD: Cardinals won the series, 8-4

DATE	SITE	W-L	SCORE	DATE	SITE	W-L	SCORE	DATE	SITE	W-L	SCORE
4/27	LA	L	4-5	5/27	STL	W	9-2	7/12	LA	W	9-0
4/28	LA	L	1-2(10)	7/9	LA	W	2-1	8/28	STL	L	0-1
5/25	STL	L	5-6	7/10	LA	L	1-3	8/29	STL	L	2-3
5/26	STL	W	5-2	7/11	LA	L	1-4	8/30	STL	L	0-3

DODGERS vs. CARDINALS (1958-1992)

YEAR	HOME	ROAD	TOTALS	YEAR	HOME	ROAD	TOTALS	YEAR	HOME	ROAD	TOTALS
1958	7-4	4-7	11-11	1970	2-4	5-1	7-5	1982	3-3	4-2	7-5
1959	6-5	6-5	12-10	1971	3-3	3-3	6-6	1983	5-1	4-2	9-3
1960	7-4	3-8	10-12	1972	4-2	4-2	8-4	1984	3-3	3-3	6-6
1961	7-4	5-6	12-10	1973	5-1	3-3	8-4	1985	4-2	3-3	7-5
1962	2-7	5-4	7-11	1974	2-4	4-2	6-6	1986	4-2	4-2	8-4
1963	5-4	7-2	12-6	1975	2-4	3-3	5-7	1987	2-4	1-5	3-9
1964	6-3	4-5	10-8	1976	6-0	4-2	10-2	1988	4-2	3-3	7-5
1965	5-4	7-2	12-6	1977	5-1	1-5	6-6	1989	3-3	0-6	3-9
1966	4-5	6-3	10-8	1978	3-3	2-4	5-7	1990	2-4	5-1	7-5
1967	4-5	2-7	6-12	1979	3-3	3-3	6-6	1991	4-2	2-4	6-6
1968	4-5	5-4	9-9	1980	5-1	2-4	7-5	1992	2-4	2-4	4-8
1969	2-4	1-5	3-9	1981	2-2	3-3	5-5				

DODGER STAT CORNER (1958-1992)

Most Runs in a Game vs. Cardinals: 17, April 26, 1959; 16, May 6, 1983; 14, May 27, 1990

Widest Dodger Margin of Victory: 10, 10-0, July 19, 1984

Last Opponent Three-Game Sweep: August 28-30, 1992

Last Opponent Four-Game Sweep: July 7-8, 1987

Longest Dodger Consecutive Winning Streaks vs. St. Louis: 8 Games, 1976 Season; 6 Games, 1985 Season; 5 Games, 1983 Season

FROM THE DODGER NOTEBOOK

- ♦ The Cardinals totaled just three HR vs. L.A. (Thompson-2 and Zeile-1)
- ♦ Dodgers out-hit St. Louis in '92 (.252 to .237).
- ♦ L.A. outscored the Cardinals in season series 39-32, but won just four of 12 games.
- ♦ L.A. had a team-low 2.21 ERA vs. St. Louis last year.

SAN DIEGO PADRES Western Division

9449 Friars Rd
San Diego, CA 92108
(619) 283-7294

Jack Murphy Stadium Facts

Opened: April 5, 1968

Capacity: 59,022

Dimensions: 330-405-330

Media Relations Director: Jim Ferguson
Office Phone Number: (619) 584-7210
Fax Number: (619) 282-8886
Home Phone Number: (619) 549-4990
Asst. Media Relations Director: Roger Riley
Home Phone Number: (619) 283-1646
Traveling Secretary: Doc Mattei
Hotel in Los Angeles: Sheraton Grande
Hotel Phone Number: (213) 617-1133
Hotel Fax Number: (213) 613-0291
Dodgers Hotel in San Diego: Marriott Mission Valley
Hotel Phone Number: (619) 692-3800
Hotel Fax Number: (619) 692-0769

SERIES FACTS**All-Time Series Record:**

Dodgers lead, 228-197

At Jack Murphy Stadium: 107-105

At Dodger Stadium: 120-93

Last Dodger Three-Game

Sweep, Home:

Aug. 19-21, 1991

Last Dodger Four-Game Sweep, Home:

Never Accomplished

Last Dodger Three-Game Sweep, Road:

June 14-16, 1982

Last Dodger Four-Game Sweep, Road:

April 25-28, 1977

1992 RECORD: Series tied, 9-9

DATE	SITE	W-L	SCORE	DATE	SITE	W-L	SCORE	DATE	SITE	W-L	SCORE
4/9	LA	W	6-3	6/29	SD	W	6-5	8/2	SD	W	4-1
4/10	LA	L	3-8	6/30	SD	L	1-2	9/9	SD	W	4-1
4/11	LA	L	2-3(10)	7/1	SD	L	2-6	9/10	SD	L	1-3
4/12	LA	L	4-5	7/30	SD	W	6-5(10)	9/14	LA	W	5-4(11)
6/22	LA	W	4-2	7/31	SD	L	3-4	9/15	LA	W	6-3
6/23	LA	L	4-8	8/1	SD	W	7-2	9/16	LA	L	1-3

DODGERS vs. PADRES (1969-1992)

YEAR	HOME	ROAD	TOTALS	YEAR	HOME	ROAD	TOTALS	YEAR	HOME	ROAD	TOTALS
1969	8-1	4-5	12-6	1977	5-4	7-2	12-6	1985	4-5	4-5	8-10
1970	6-3	5-4	11-7	1978	7-2	2-7	9-9	1986	3-6	3-6	6-12
1971	4-5	9-0	13-5	1979	6-3	3-6	9-9	1987	6-3	5-4	11-7
1972	6-3	7-2	13-5	1980	7-2	2-7	9-9	1988	5-4	2-7	7-11
1973	2-7	7-2	9-9	1981	3-3	3-2	6-5	1989	3-6	3-6	6-12
1974	8-1	8-1	16-2	1982	6-3	3-6	9-9	1990	6-3	3-6	9-9
1975	6-3	5-4	11-7	1983	2-7	4-5	6-12	1991	5-4	5-4	10-8
1976	3-6	3-6	6-12	1984	5-4	5-4	10-8	1992	4-5	5-4	9-9

DODGER STAT CORNER (1969-1992)

Most Runs in a Game vs. Padres: 19, June 28, 1969; 18, September 13, 1977; 15, April 22, 1984

Widest Dodger Margin of Victory: 19, June 28, 1969

Last Opponent Three-Game Sweep: April 12-14, 1991

Last Opponent Four-Game Sweep: June 20-23, 1983

Longest Dodger Consecutive Winning Streaks vs. San Diego: 15 Games, 1973 and 1974 Seasons; 8 Games, 1971 Season; 5 Games, 1987 Season

FROM THE DODGER NOTEBOOK

- ◆ Six of the eight Dodger home runs vs. S.D. came away from home.
- ◆ Played eight one-run games against S.D., the most against any team.
- ◆ Butler hit a season-best .449 vs. the Padres in 1992 (31-for-69).
- ◆ Eric Karros had a personal-best .387 average vs. S.D. last year (24-for-62).
- ◆ The Dodgers totaled more wins vs. S.D. (9) than any other team.
- ◆ L.A. had .270 average vs. S.D. last year, best vs. any NL team.
- ◆ Last time the Padres blanked the Dodgers was Sept. 11, 1990, in a 4-0 setback.

SAN FRANCISCO GIANTS Western Division **Candlestick Park Facts**

San Francisco, CA 94124

(415) 468-3700

Opened: April 12, 1960

Capacity: 62,000

Dimensions: 335-400-335

Public Relations Director: Bob Rose
 Office Phone Number: (415) 330-2448
 Fax Number: (415) 467-0485
 Publicity Coordinator: Robin Carr-Locke
 Media Relations Manger: Jim Moorhead
 Home Phone Number: (415) 345-7261
 Traveling Secretary: Dirk Smith
 Hotel in Los Angeles: Hyatt Regency
 Hotel Phone Number: (213) 683-1234
 Hotel Fax Number: (213) 629-3230
 Dodgers Hotel in San Francisco: Hilton
 Hotel Phone Number: (415) 771-1400
 Hotel Fax Number: (415) 771-6807

SERIES FACTS

All-Time Series Record:
 Giants lead, 964-935
 At Candlestick Park: 153-169
 At Dodger Stadium: 155-123
 Last Dodger Three-Game
 Sweep, Home:
 Sept. 25-27, 1989
 Last Dodger Four-Game Sweep, Home:
 April 21-24, 1980
 Last Dodger Three-Game Sweep, Road:
 April 13-15, 1981
 Last Dodger Four-Game Sweep, Road:
 July 1-4, 1977

1992 RECORD: Giants won the series, 11-7

DATE	SITE	W-L	SCORE	DATE	SITE	W-L	SCORE	DATE	SITE	W-L	SCORE
4/6	LA	L	1-8	7/28	SF	L	3-5	9/11	LA	L	3-7
4/7	LA	W	3-0	7/29	SF	W	6-1	9/12	LA	W	7-0
4/24	SF	W	5-3	8/14	LA	L	2-3	9/13	LA	L	3-7
4/25	SF	W	7-6(10)	8/15	LA	L	1-2	9/18	SF	W	11-4
4/26	SF	L	4-5(11)	8/16	LA	L	1-2	9/19	SF	L	0-3
7/27	SF	L	1-5	8/17	LA	W	2-0	9/20	SF	L	2-3

DODGERS vs. GIANTS (1958-1992)

YEAR	HOME	ROAD	TOTALS	YEAR	HOME	ROAD	TOTALS	YEAR	HOME	ROAD	TOTALS
1958	4-7	2-9	6-16	1970	4-5	5-4	9-9	1982	4-5	5-4	9-9
1959	5-6	9-2	14-8	1971	5-4	7-2	12-6	1983	3-6	2-7	5-13
1960	6-5	4-7	10-12	1972	6-3	3-6	9-9	1984	6-3	4-5	10-8
1961	7-4	3-8	10-12	1973	5-4	4-5	9-9	1985	6-3	5-4	11-7
1962	7-4	3-7	10-11	1974	5-4	7-2	12-6	1986	5-4	3-6	8-10
1963	6-3	3-6	9-9	1975	6-3	4-5	10-8	1987	5-4	5-4	10-8
1964	4-5	2-7	6-12	1976	3-6	5-4	8-10	1988	6-3	6-3	12-6
1965	5-4	5-4	10-8	1977	6-3	8-1	14-4	1989	7-2	3-6	10-8
1966	5-4	4-5	9-9	1978	6-3	5-4	11-7	1990	4-5	4-5	8-10
1967	3-6	2-7	5-13	1979	8-1	6-3	14-4	1991	5-4	3-6	8-10
1968	4-5	5-4	9-9	1980	7-2	6-3	13-5	1992	3-6	4-5	7-11
1969	3-6	2-7	5-13	1981	3-3	4-2	7-5				

DODGER STAT CORNER (1958-1992)

Most Runs in a Game vs. Giants: 19, May 26, 1970; 16, September 21, 1990;
 15, August 14, 1988

Widest Dodger Margin of Victory: 16, 19-3, May 26, 1970

Last Opponent Three-Game Sweep: August 14-16, 1992

Last Opponent Four-Game Sweep: June 26-29, 1975

Longest Dodger Consecutive Winning Streaks vs. San Francisco: 8 Games, 1979
 Season; 8 Games, 1974 Season; 7 Games, 1980 Season

FROM THE DODGER NOTEBOOK

- ◆ 20% of Eric Karros' 1992 home run total came against the Giants (4 of 20).
- ◆ Of the 11 losses to S.F. in '92, five were by one run.
- ◆ The Dodgers totaled 15 HR vs. S.F. last year, including nine at Candlestick Park.
- ◆ Pedro Astacio and Orel Hershiser each went 2-0 vs. Giants in '92.

COLORADO ROCKIES Western Division

1700 Broadway
Suite 2100
Denver, CO 80290
(303) 292-0200

Mile High Stadium Facts
Opened: April 9, 1992
Capacity: 76,037
Dimensions: 335-423-370

Director of Public Relations: Mike Swanson
Office Phone Number: (303) 764-3156
Fax Number: (303) 830-8977
Home Phone Number: (303) 750-2704
Staff Assistant, Public Affairs: Coley Brannon
Home Phone Number: (303) 935-6949
Director of Team Travel: Peter Durso
Hotel in Los Angeles: InterContinental
Hotel Phone Number: (310) 617-3300
Hotel Fax Number: (310) 617-3399
Dodgers Hotel in Denver: Hyatt Regency
Hotel Phone Number: (303) 295-1234
Hotel Fax Number: (303) 292-2472

FLORIDA MARLINS Eastern Division

100 N.E. 3rd Ave. Third Floor
Ft. Lauderdale
(305) 779-7070

Joe Robbie Stadium Facts
Opened: April 5, 1992
Capacity: 48,000
Dimensions: 335-410-345

Media Relations Director: Chuck Pool
Office Phone Number: (305) 770-7070
Fax Number: (305) 356-8123
Home Phone Number: (305) 476-0247
Asst. Media Relations Director: Adolfo Salgueiro
Home Phone Number: (305) 433-2748
Traveling Secretary: John Panagakis
Hotel in Los Angeles: Red Lion Inn (Glendale, CA)
Hotel Phone Number: (818) 956-5466
Hotel Fax Number: (818) 956-5490
Dodgers Hotel in Florida: Ft. Lauderdale Marriott
Hotel Phone Number: (305) 463-4000
Hotel Fax Number: (305) 527-6705

Game Times at Dodger Stadium

Game Time	Noon	1:05 p.m.	5:05 p.m.	7:05 p.m.	7:35 p.m.
Auto Gates Open	10:30 a.m.	11:35 a.m.	3:35 p.m.	5:35 p.m.	6:05 p.m.
Stadium Gates Open	11:00 a.m.	12:05 p.m.	4:05 p.m.	6:05 p.m.	6:35 p.m.
Dodger Batting Practice	9:45 a.m.- 10:45 a.m.	10:15 a.m.- 11:40 a.m.	2:15 p.m.- 3:40 p.m.	4:15 p.m.- 5:40 p.m.	4:45 p.m.- 6:10 p.m.
Visiting Batting Practice	10:46 a.m.- 11:25 a.m.	11:41 a.m.- 12:20 p.m.	3:41 p.m.- 4:20 p.m.	5:41 p.m.- 6:20 p.m.	6:11 p.m.- 6:50 p.m.
Dodger Infield	11:26 a.m.- 11:35 a.m.	12:21 p.m.- 12:30 p.m.	4:21 p.m.- 4:30 p.m.	6:21 p.m.- 6:30 p.m.	6:51 p.m.- 7:00 p.m.
Visiting Infield	11:36 a.m.- 11:45 a.m.	12:31 p.m.- 12:40 p.m.	4:31 p.m.- 4:40 p.m.	6:31 p.m.- 6:40 p.m.	7:01 p.m.- 7:10 p.m.
First Pitch	Noon	1:05 p.m.	5:05 p.m.	7:05 p.m.	7:35 p.m.

1993 BASEBALL DIRECTORY - MAJOR LEAGUE BASEBALL

OFFICE OF THE COMMISSIONER

350 Park Avenue • New York, NY 10022 • (212) 339-7800

Public Relations, Rich Levin, Private • (212) 339-7860

AMERICAN LEAGUE

Dr. Robert W. Brown, President
350 Park Avenue
New York, NY 10022
Phone: (212) 339-7618
FAX: (212) 593-7138
Phyllis Merhige,
Vice President, Administration
and Media Affairs

NATIONAL LEAGUE

Bill White, President
350 Park Avenue
New York, NY 10022
Phone: (212) 339-7719
FAX: (212) 935-5069
Katy Feeney,
Vice President, Media and
Public Affairs

AMERICAN LEAGUE DIRECTORY

Western Division

CALIFORNIA ANGELS

Anaheim Stadium

P. O. Box 2000
Anaheim, CA 92803
(714) 937-6700
(213) 625-1123

Tim Mead, Assistant
VP, Media Relations
Private: (714) 937-7217

CHICAGO WHITE SOX

Comiskey Park

333 West 35th
Chicago, IL 60616
(312) 924-1000
Doug Abel, Public
Relations Director
Private: (312) 451-5300

KANSAS CITY ROYALS

Royals Stadium

P. O. Box 419969
Kansas City, MO 64141
(816) 921-2200
Dean Vogelaar, Vice
President, Public
Relations
Private: (816) 921-8154

MINNESOTA TWINS

Hubert H. Humphry
Metrodome

501 Chicago Ave.,
South Minneapolis,
MN 55415
(612) 375-1366
Rob Antony, Media
Relations Director
Private: (612) 375-7489

OAKLAND A'S

Oakland-Alameda County
Coliseum

Oakland, CA 94621
(510) 638-4900
Jay Alves, Director,
Baseball Information

SEATTLE MARINERS

The Kingdome

P. O. Box 4100
Seattle, WA 98104
(206) 628-3555
Dave Aust, Public
Relations Director
Private: (206) 343-4608

TEXAS RANGERS

Arlington Stadium

P. O. Box 91111
Arlington, TX 76004
(817) 273-5222
John Blake, Vice
President, Public
Relations
Private: (817) 273-5208

Eastern Division

BALTIMORE ORIOLES

Oriole Park at Camden Yards

333 West Camden Street
Baltimore, MD 21201
(410) 685-9800
Rick Vaughn, Director,
Publicity
Private: (410) 547-6272

BOSTON RED SOX

Fenway Park

4 Yawkey Way
Boston, MA 02215
(617) 267-9440
Dick Bresciani,
Vice President,
Public Relations
Private: (617) 236-6710

CLEVELAND INDIANS

Cleveland Stadium

Cleveland, OH 44114
(216) 861-1200
John Maroon, Media
Relations Manager
Private: (216) 861-4454

DETROIT TIGERS

Tiger Stadium

Detroit, MI 48216
(313) 962-4000
Dan Ewald, Senior
Director, Media and
Public Relations
Private: (313) 962-4338

MILWAUKEE BREWERS

County Stadium

Milwaukee, WI 53214
(414) 933-4114
Tom Skibosh, Director,
Publicity
Private: (414) 933-6975

NEW YORK YANKEES

Yankee Stadium

Bronx, NY 10451
(718) 293-4300
Jeff Idelson, Director,
Media Relations
Private: (718) 579-4456

TORONTO BLUE JAYS

SkyDome

1 Blue Jays Way
Suite 3200
Toronto, Ontario
M5V1J1
(416) 341-1000
Howie Starkman, Public
Relations Director
Private: (416) 341-1255

PITCHERS BY PARK

PEDRO ASTACIO

Club	ERA	W	L	S	G	IP	ER	SO
at East								
Chi.	0.00	0	0	0	0	0.0	0	0
Mil.	0.00	0	0	0	0	0.0	0	0
N.Y.	0.00	0	0	0	0	0.0	0	0
Phil.	0.00	0	0	0	0	0.0	0	0
Pitt.	0.00	0	0	0	0	0.0	0	0
St.L.	0.00	0	0	0	0	0.0	0	0
at West								
Atl.	5.40	0	1	0	1	5.0	3	5
Cin.	0.00	1	0	0	2	15.0	0	8
Hst.	3.86	0	1	0	1	7.0	3	7
L.A.	1.68	3	3	0	6	48.1	9	22
S.D.	0.00	0	0	0	0	0.0	0	0
S.F.	1.98	1	0	0	1	6.2	3	1

KIP GROSS

Club	ERA	W	L	S	G	IP	ER	SO
at East								
Chi.	0.00	0	0	0	1	3.0	0	2
Mil.	0.00	0	0	0	4	6.2	0	1
N.Y.	4.05	1	0	0	4	6.2	3	5
Phil.	13.49	0	0	0	1	0.2	1	0
Pitt.	1.08	1	0	0	2	8.1	1	3
St.L.	1.00	1	0	0	1	9.0	1	3
at West								
Atl.	4.35	1	0	0	4	10.1	5	7
Cin.	4.43	1	3	0	18	42.2	21	18
Hst.	10.80	0	0	0	3	1.2	2	1
L.A.	5.00	1	1	0	5	9.0	5	6
S.D.	7.71	0	1	0	2	4.2	4	5
S.F.	7.20	1	0	0	5	13.0	4	6

TOM CANDIOTTI

Club	ERA	W	L	S	G	IP	ER	SO
at East								
Chi.	0.00	0	1	0	1	8.0	0	7
Mil.	0.00	0	0	0	0	0.0	0	0
N.Y.	2.25	0	1	0	2	12.0	3	4
Phil.	4.50	1	1	0	2	10.0	5	11
Pitt.	3.21	1	1	0	2	14.0	5	7
St.L.	2.25	1	0	0	1	8.0	2	6
at West								
Atl.	27.00	0	1	0	2	1.1	4	2
Cin.	2.25	0	1	0	1	4.0	1	3
Hst.	1.96	1	0	0	3	23.0	5	18
L.A.	2.33	6	6	0	13	89.0	23	65
S.D.	4.43	1	2	0	3	20.1	10	12
S.F.	6.43	0	1	0	2	14.0	10	17

LEE GUETTERMAN

Club	ERA	W	L	S	G	IP	ER	SO
at East								
Chi.	10.39	1	1	0	6	4.1	5	1
Mil.	18.00	0	0	0	2	1.0	2	0
N.Y.	5.33	3	4	1	18	23.2	14	11
Phil.	27.11	0	0	0	2	1.2	5	0
Pitt.	0.00	0	0	0	2	2.1	0	1
St.L.	0.00	0	0	0	2	1.0	0	0
at West								
Atl.	2.70	0	0	1	2	3.1	1	1
Cin.	0.00	0	0	0	3	2.0	0	1
Hst.	0.00	0	0	1	2	1.2	0	0
L.A.	0.00	0	0	0	2	1.1	0	0
S.D.	9.00	0	0	0	1	1.0	1	0
S.F.	0.00	0	0	0	1	0.0	0	0

JIM GOTT

Club	ERA	W	L	S	G	IP	ER	SO
at East								
Chi.	6.59	0	1	2	13	27.1	20	22
Mil.	3.27	1	2	3	16	22.0	8	20
N.Y.	2.37	1	1	1	14	30.1	8	15
Phil.	5.85	1	1	3	12	20.0	13	17
Pitt.	2.25	7	5	26	57	84.0	21	70
St.L.	7.43	0	1	5	15	13.1	11	11
at West								
Atl.	3.86	0	3	3	18	23.1	10	19
Cin.	5.68	0	2	2	17	31.2	20	23
Hst.	2.97	2	1	2	19	33.1	11	30
L.A.	2.27	6	4	6	93	126.2	32	114
S.D.	6.38	2	3	3	16	24.0	17	15
S.F.	2.79	4	5	3	40	116.1	36	90

OREL HERSHISER

Club	ERA	W	L	S	G	IP	ER	SO
at East								
Chi.	3.03	3	1	1	12	62.1	21	50
Mil.	2.75	4	4	0	11	72.0	22	53
N.Y.	4.05	2	3	0	8	46.2	21	37
Phil.	2.58	2	3	0	10	59.1	17	48
Pitt.	5.52	3	5	0	9	45.2	28	31
St.L.	3.21	2	4	1	11	53.1	19	37
at West								
Atl.	3.33	10	5	1	16	110.2	41	58
Cin.	2.95	9	3	1	16	106.2	35	54
Hst.	3.35	6	8	0	19	118.1	44	93
L.A.	2.61	64	37	1	148	945.0	274	671
S.D.	2.37	4	6	0	13	91.0	24	46
S.F.	2.87	7	3	0	16	94.0	30	52

KEVIN GROSS

Club	ERA	W	L	S	G	IP	ER	SO
at East								
Chi.	6.34	3	8	0	16	65.1	46	46
Mil.	3.61	14	11	1	41	244.1	98	174
N.Y.	4.51	5	7	0	21	105.2	53	72
Phil.	3.57	36	36	0	113	618.1	245	444
Pitt.	4.67	4	5	0	17	88.2	46	51
St.L.	4.76	2	10	0	18	90.2	48	55
at West								
Atl.	7.35	2	5	2	16	63.2	52	42
Cin.	2.79	6	2	0	14	77.1	24	49
Hst.	2.80	4	4	0	13	61.0	19	38
L.A.	3.12	17	17	1	50	250.2	87	188
S.D.	5.40	1	6	0	15	65.0	39	46
S.F.	2.59	4	3	0	11	59.0	17	44

LANCE McCOLLERS

Club	ERA	W	L	S	G	IP	ER	SO
at East								
Chi.	6.62	0	5	1	10	17.2	13	13
Mil.	7.00	2	0	1	10	9.0	7	12
N.Y.	3.37	0	1	2	8	10.2	4	10
Phil.	5.06	0	2	2	9	16.0	9	11
Pitt.	1.98	1	0	1	5	13.2	3	7
St.L.	4.02	0	2	2	10	15.2	7	8
at West								
Atl.	1.00	1	2	3	15	27.0	9	17
Cin.	3.06	0	1	1	14	17.2	6	14
Hst.	2.42	1	2	2	11	26.0	7	16
L.A.	3.46	3	1	1	9	13.0	5	9
S.D.	2.36	13	10	19	116	209.1	55	194
S.F.	3.31	0	2	1	12	16.1	6	15

ROGER McDOWELL

Club	ERA	W	L	S	G	IP	ER	SO
at East								
Chi.	4.15	4	5	6	30	43.1	20	19
Mil.	1.96	1	0	9	24	41.1	9	18
N.Y.	2.71	22	17	37	141	246.0	74	116
Phil.	3.74	8	12	23	86	113.0	47	63
Pitt.	2.45	3	1	7	26	29.1	8	16
St.L.	5.10	5	7	8	34	47.2	27	26
at West								
Atl.	2.58	1	2	8	20	38.1	11	17
Cin.	4.96	1	1	9	21	32.2	18	12
Hst.	1.93	1	4	4	23	32.2	7	21
L.A.	3.12	8	6	18	71	95.1	33	54
S.D.	1.95	1	2	10	26	37.0	8	15
S.F.	3.63	2	2	10	28	39.2	16	22

WALLY RITCHIE

Club	ERA	W	L	S	G	IP	ER	SO
at East								
Chi.	0.00	0	0	0	3	5.1	0	5
Mil.	1.64	0	0	0	7	7.1	4	5
N.Y.	1.38	0	0	0	9	8.2	4	7
Phil.	1.11	3	3	2	79	97.0	36	56
Pitt.	1.31	0	0	0	11	16.0	7	10
St.L.	0.00	1	0	1	2	3.0	0	0
at West								
Atl.	1.29	0	0	0	8	7.0	3	1
Cin.	1.13	0	1	0	5	8.0	3	3
Hst.	0.00	0	0	1	4	4.0	0	3
L.A.	0.67	1	0	0	8	9.0	2	5
S.D.	0.38	0	0	0	4	7.2	1	1
S.F.	1.28	1	1	0	7	4.2	2	2

PEDRO MARTINEZ

Club	ERA	W	L	S	G	IP	ER	SO
at East								
Chi.	0.00	0	0	0	0	0.0	0	0
Mil.	0.00	0	0	0	0	0.0	0	0
N.Y.	0.00	0	0	0	0	0.0	0	0
Phil.	0.00	0	0	0	0	0.0	0	0
Pitt.	0.00	0	0	0	0	0.0	0	0
St.L.	0.00	0	0	0	0	0.0	0	0
at West								
Atl.	0.00	0	0	0	0	0.0	0	0
Cin.	3.00	0	1	0	1	6.0	2	7
Hst.	0.00	0	0	0	0	0.0	0	0
L.A.	0.00	0	0	0	1	2.0	0	1
S.D.	0.00	0	0	0	0	0.0	0	0
S.F.	0.00	0	0	0	0	0.0	0	0

TODD WORRELL

Club	ERA	W	L	S	G	IP	ER	SO
at East								
Chi.	2.05	0	2	11	21	30.2	7	25
Mil.	1.37	1	1	5	22	26.1	4	24
N.Y.	3.78	1	2	4	17	16.2	7	12
Phil.	1.62	6	1	9	22	33.1	6	35
Pitt.	3.75	0	2	7	12	12.0	5	15
St.L.	2.41	20	18	61	161	220.0	59	181
at West								
Atl.	2.35	0	1	7	13	15.1	4	9
Cin.	2.70	1	1	5	12	16.2	5	9
Hst.	3.72	0	1	6	11	9.2	4	6
L.A.	4.32	1	1	2	8	8.1	4	5
S.D.	5.06	1	2	7	14	16.0	9	23
S.F.	3.15	2	1	5	15	20.0	7	21

RAMON MARTINEZ

Club	ERA	W	L	S	G	IP	ER	SO
at East								
Chi.	2.40	3	1	0	4	30.0	8	15
Mil.	3.90	1	3	0	5	30.0	13	25
N.Y.	5.09	1	2	0	4	23.0	13	9
Phil.	5.23	3	2	0	6	32.2	19	25
Pitt.	4.29	1	2	0	4	21.0	10	20
St.L.	0.36	3	0	0	3	25.0	1	20
at West								
Atl.	2.60	4	1	0	5	34.2	10	27
Cin.	4.82	3	3	0	6	37.1	20	28
Hst.	3.18	0	0	0	3	17.0	6	12
L.A.	3.22	28	19	0	61	402.1	144	347
S.D.	1.45	3	0	0	7	43.1	7	29
S.F.	4.57	2	4	0	7	43.1	22	29

STEVE WILSON

Club	ERA	W	L	S	G	IP	ER	SO
at East								
Chi.	5.06	6	7	2	56	122.2	69	92
Mil.	8.22	0	2	0	8	7.2	7	4
N.Y.	3.71	1	0	1	6	17.0	7	16
Phil.	2.96	1	1	0	9	27.1	9	15
Pitt.	4.70	0	1	0	12	23.0	12	22
St.L.	8.44	0	1	0	9	10.2	10	5
at West								
Atl.	4.97	0	1	0	9	12.2	7	7
Cin.	4.50	0	1	0	9	14.0	7	12
Hst.	0.00	0	0	0	8	10.2	0	6
L.A.	3.43	3	2	2	35	44.2	17	33
S.D.	3.00	1	0	0	7	9.0	3	5
S.F.	1.65	0	2	0	9	16.1	3	11

HITTERS BY PARK

BILLY ASHLEY

Team	Avg.	AB	H	HR	RBI
Atlanta	.500	4	2	0	0
Chicago	.000	3	0	0	0
Cincinnati	.333	9	3	0	1
Houston	.000	11	0	0	0
Montreal	-	-	-	-	-
New York	-	-	-	-	-
Philadelphia	-	-	-	-	-
Pittsburgh	.100	10	1	0	1
St. Louis	-	-	-	-	-
San Diego	.077	13	1	0	0
San Francisco	.429	7	3	0	1
Los Angeles	.289	38	11	2	3
Totals	.221	95	21	2	6

RAFAEL BOURNIGAL

Team	Avg.	AB	H	HR	RBI
Atlanta	.000	2	0	0	0
Chicago	.000	4	0	0	0
Cincinnati	.000	1	0	0	0
Houston	.500	4	2	0	0
Montreal	-	-	-	-	-
New York	-	-	-	-	-
Philadelphia	-	-	-	-	-
Pittsburgh	.125	8	1	0	0
St. Louis	-	-	-	-	-
San Diego	-	-	-	-	-
San Francisco	-	-	-	-	-
Los Angeles	.000	1	0	0	0
Totals	.150	20	3	0	0

BRETT BUTLER

Team	Avg.	AB	H	HR	RBI
Atlanta	.299	585	175	5	38
Chicago	.223	148	33	0	8
Cincinnati	.274	237	65	1	7
Houston	.206	214	44	1	5
Montreal	.264	159	42	0	7
New York	.301	156	47	1	11
Philadelphia	.338	133	45	0	7
Pittsburgh	.236	140	33	1	9
St. Louis	.260	169	44	1	14
San Diego	.316	225	71	2	14
San Francisco	.306	995	304	6	69
Los Angeles	.299	706	211	5	59
Totals	.288	3867	1114	23	248

ERIC DAVIS

Team	Avg.	AB	H	HR	RBI
Atlanta	.279	190	53	10	30
Chicago	.296	125	37	6	23
Cincinnati	.263	1304	343	81	255
Houston	.244	156	38	8	22
Montreal	.241	133	32	6	20
New York	.212	113	24	4	11
Philadelphia	.246	138	34	10	28
Pittsburgh	.338	139	47	12	41
St. Louis	.209	115	24	2	8
San Diego	.307	179	55	13	38
San Francisco	.292	212	62	18	49
Los Angeles	.247	320	79	12	39
Totals	.265	3124	828	182	564

KEVIN ELSTER

Team	Avg.	AB	H	HR	RBI
Atlanta	.324	66	22	2	12
Chicago	.225	80	18	1	14
Cincinnati	.186	70	13	1	7
Houston	.177	62	11	1	3
Montreal	.198	95	19	4	11
New York	.220	810	178	16	88
Philadelphia	.257	70	18	0	5
Pittsburgh	.204	93	19	3	14
St. Louis	.265	98	26	2	7
San Diego	.224	48	11	2	8
San Francisco	.213	47	10	1	3
Los Angeles	.222	45	10	1	2
Totals	.224	1584	355	34	174

TOM GOODWIN

Team	Avg.	AB	H	HR	RBI
Atlanta	.500	2	1	0	0
Chicago	.000	3	0	0	0
Cincinnati	.222	9	2	0	0
Houston	.154	13	2	0	0
Montreal	—	—	—	0	0
New York	.000	1	0	0	0
Philadelphia	.000	1	0	0	0
Pittsburgh	—	—	—	0	0
St. Louis	1.000	1	1	0	1
San Diego	.000	1	0	0	0
San Francisco	.222	9	2	0	2
Los Angeles	.250	40	10	0	0
Totals	.225	80	18	0	3

DAVE HANSEN

Team	Avg.	AB	H	HR	RBI
Atlanta	.000	18	0	0	0
Chicago	.500	12	6	1	2
Cincinnati	.261	23	6	0	1
Houston	.179	28	5	1	2
Montreal	.176	17	3	1	1
New York	.091	11	1	1	3
Philadelphia	.182	11	2	0	0
Pittsburgh	.333	9	3	0	0
St. Louis	.250	16	4	1	2
San Diego	.133	15	2	0	1
San Francisco	.214	28	6	1	4
Los Angeles	.236	216	51	1	12
Totals	.220	404	89	7	28

LENNY HARRIS

Team	Avg.	AB	H	HR	RBI
Atlanta	.253	75	19	0	3
Chicago	.309	68	21	1	15
Cincinnati	.330	176	58	1	15
Houston	.256	78	20	0	9
Montreal	.304	56	17	1	2
New York	.350	60	21	1	8
Philadelphia	.229	48	11	0	1
Pittsburgh	.180	61	11	0	4
St. Louis	.278	72	20	0	6
San Diego	.298	84	25	1	7
San Francisco	.327	110	36	0	9
Los Angeles	.264	697	184	3	52
Totals	.279	1585	443	8	131

CARLOS HERNANDEZ

Team	Avg.	AB	H	HR	RBI
Atlanta	.364	22	8	0	3
Chicago	.000	5	0	0	0
Cincinnati	.125	8	1	0	0
Houston	.333	9	3	0	0
Montreal	.000	6	0	0	1
New York	.308	13	4	0	1
Philadelphia	.200	10	2	1	2
Pittsburgh	.000	6	0	0	0
St. Louis	.286	7	2	0	1
San Diego	.143	7	1	0	0
San Francisco	.571	7	4	1	2
Los Angeles	.252	107	27	1	9
Totals	.251	207	52	3	19

ERIC KARROS

Team	Avg.	AB	H	HR	RBI
Atlanta	.263	38	10	1	9
Chicago	.381	21	8	2	3
Cincinnati	.235	31	8	1	8
Houston	.250	32	8	0	1
Montreal	.150	20	3	2	3
New York	.158	19	3	0	1
Philadelphia	.304	23	7	2	5
Pittsburgh	.320	25	8	0	4
St. Louis	.129	31	4	2	5
San Diego	.321	28	9	1	4
San Francisco	.219	32	7	3	10
Los Angeles	.255	259	66	6	36
Totals	.252	559	141	20	89

JOSE OFFERMAN

Team	Avg.	AB	H	HR	RBI
Atlanta	.147	34	5	0	4
Chicago	.400	15	6	0	0
Cincinnati	.295	44	13	0	2
Houston	.195	41	8	0	1
Montreal	.111	27	3	0	1
New York	.286	21	6	0	0
Philadelphia	.444	27	12	0	0
Pittsburgh	.200	10	2	0	1
St. Louis	.235	17	4	0	0
San Diego	.268	41	11	0	3
San Francisco	.082	49	4	0	4
Los Angeles	.253	379	96	2	24
Totals	.241	705	170	2	40

MIKE SHARPERSON

Team	Avg.	AB	H	HR	RBI
Atlanta	.298	57	17	0	5
Chicago	.296	27	8	0	3
Cincinnati	.245	53	13	0	5
Houston	.233	30	7	0	1
Montreal	.235	34	8	1	4
New York	.444	45	20	1	6
Philadelphia	.244	45	11	1	7
Pittsburgh	.241	29	7	0	1
St. Louis	.333	21	7	0	3
San Diego	.295	78	23	1	7
San Francisco	.200	82	18	0	9
Los Angeles	.303	509	154	4	51
Totals	.290	1010	293	8	102

LANCE PARRISH

Team	Avg.	AB	H	HR	RBI
Atlanta	.258	31	8	0	4
Chicago	.855	47	12	2	8
Cincinnati	.345	28	10	3	8
Houston	.212	33	7	0	3
Montreal	.148	54	8	2	7
New York	.279	61	17	2	8
Philadelphia	.239	448	107	16	68
Pittsburgh	.114	44	5	1	4
St. Louis	.195	51	10	2	4
San Diego	.240	25	6	0	1
San Francisco	.150	40	6	3	9
Los Angeles	.321	28	9	1	3
Totals	.230	890	205	32	127

CORY SNYDER

Team	Avg.	AB	H	HR	RBI
Atlanta	.167	12	2	0	0
Chicago	.083	12	1	0	1
Cincinnati	.300	30	9	2	4
Houston	.118	17	2	0	3
Montreal	.333	15	5	1	3
New York	.318	22	7	1	1
Philadelphia	.143	14	2	0	2
Pittsburgh	.077	13	1	0	2
St. Louis	.500	10	5	0	0
San Diego	.250	28	7	1	3
San Francisco	.299	184	55	8	34
Los Angeles	.273	33	9	1	4
Totals	.269	390	105	14	57

MIKE PIAZZA

Team	Avg.	AB	H	HR	RBI
Atlanta	.200	5	1	0	0
Chicago	1.000	3	3	0	0
Cincinnati	.375	8	3	0	2
Houston	.154	13	2	0	0
Montreal	-	-	-	-	-
New York	-	-	-	-	-
Philadelphia	-	-	-	-	-
Pittsburgh	.125	8	1	0	0
St. Louis	-	-	-	-	-
San Diego	.000	6	0	0	1
San Francisco	.125	8	1	0	0
Los Angeles	.278	18	5	1	4
Totals	.232	69	16	1	7

DARRYL STRAWBERRY

Team	Avg.	AB	H	HR	RBI
Atlanta	.285	193	55	17	40
Chicago	.267	225	60	13	37
Cincinnati	.263	171	45	15	32
Houston	.217	203	44	11	33
Montreal	.257	237	61	16	46
New York	.263	1899	499	126	385
Philadelphia	.237	253	60	15	53
Pittsburgh	.260	227	59	19	49
St. Louis	.340	253	86	15	42
San Diego	.249	197	49	10	29
San Francisco	.226	199	45	6	23
Los Angeles	.262	507	133	22	88
Totals	.262	4564	1196	285	857

HENRY RODRIGUEZ

Team	Avg.	AB	H	HR	RBI
Atlanta	.333	9	3	0	0
Chicago	.125	8	1	0	0
Cincinnati	.444	9	4	1	4
Houston	.000	4	0	0	0
Montreal	.000	7	0	0	0
New York	-	0	-	-	-
Philadelphia	-	0	-	-	-
Pittsburgh	.333	3	1	0	1
St. Louis	.143	7	1	0	0
San Diego	.000	7	0	0	0
San Francisco	.000	9	0	0	0
Los Angeles	.253	83	21	2	9
Totals	.212	146	31	3	14

TIM WALLACH

Team	Avg.	AB	H	HR	RBI
Atlanta	.298	258	77	20	63
Chicago	.275	382	105	17	44
Cincinnati	.261	264	69	15	44
Houston	.236	250	59	8	33
Montreal	.267	3129	835	81	437
New York	.229	341	78	6	37
Philadelphia	.255	373	95	9	47
Pittsburgh	.230	365	84	7	41
St. Louis	.249	378	94	12	53
San Diego	.294	276	81	10	35
San Francisco	.206	262	54	12	44
Los Angeles	.251	251	63	7	27
Totals	.259	6529	1694	204	905

MITCH WEBSTER

Team	Avg.	AB	H	HR	RBI
Atlanta	.325	123	40	3	15
Chicago	.266	394	105	7	39
Cincinnati	.345	113	39	2	11
Houston	.200	125	25	2	6
Montreal	.274	840	230	15	86
New York	.273	128	35	2	13
Philadelphia	.343	143	49	4	11
Pittsburgh	.273	154	42	4	18
St. Louis	.230	148	34	5	14
San Diego	.217	106	23	1	10
San Francisco	.276	105	29	4	10
Los Angeles	.236	225	53	2	21
Totals	.270	2604	704	51	254


LAST TRADE WITH EACH CLUB

National League	Received	Traded	Date
Atlanta	Dusty Baker, Ed Goodson	Jimmy Wynn Jerry Royster Tom Paciorek Lee Lacy	12/17/75
Chicago	Mike Sodders	Kal Daniels	6/27/92
Cincinnati	Eric Davis Kip Gross	Tim Belcher John Wetteland	11/27/91
Colorado	Jody Reed	Rudy Seañez	11/17/92
Florida	—	—	—
Houston	Terry Wells	Franklin Stubbs	4/1/90
Montreal	Tim Wallach	Tim Barker	12/24/92
New York	Bob Ojeda, Greg Hansell	Hubie Brooks	12/15/90
Philadelphia	Steve Searcy Julio Peguero	Stan Javier	7/2/92
Pittsburgh	Mitch Webster	Jose Gonzalez	7/3/91
St. Louis	John Tudor	Pedro Guerrero	8/16/88
San Diego	Alvin McBean	Tommy Dean Leon Everett	4/17/69
San Francisco	Alex Trevino	Candy Maldonado	12/11/85
American League	Received	Traded	Date
Baltimore	Mike Morgan	Mike Devereaux	3/13/89
Boston	Glenn Hoffman	Bill Bartels	8/17/87
California	Ellie Rodriguez	Orlando Alvarez	3/21/76
Chicago	Jeff Bittiger	Tracy Woodson	11/9/89
Cleveland	Rudy Seañez	Dennis Cook Mike Christopher	12/10/91
Detroit	Mike Wilkins	Mike Munoz	10/1/90
Kansas City	Todd Benzinger	Chris Gwynn, Domingo Mota	12/11/91
Milwaukee	Bert Heffernan	Darren Holmes	12/12/90
Minnesota	Paul Voigt, Scotti Madison	Bobby Castillo, Bobby Mitchell	1/6/82
New York	Gary Thomasson	Brad Gulden	2/15/79
Oakland	Stan Javier	Willie Randolph	5/13/90
Seattle	Matt Young	Dennis Powell, Mike Watters	12/10/86
Texas	Steve Allen David Lynch	Jim Poole	12/29/90
Toronto	Mike Sharperson	Juan Guzman	9/21/87

1992 Los Angeles Dodgers Batting-Runners in Scoring Position

Player	Outs	Avg.	AB	H	2B	3B	HR	RBI-SP	MISP	MOB	BB	IBB	SO	SH	SF	GIDP
Ashley, B	<2	.167	6	1	0	0	0	1	6	9	0	0	4	0	0	0
Ashley, B	=2	.333	9	3	1	0	0	3	11	17	0	0	3	0	0	0
Ashley, B		.267	15	4	1	0	0	4	17	26	0	0	7	0	0	0
Bournigal, R	<2	.000	0	0	0	0	0	0	0	0	0	0	0	0	0	0
Bournigal, R	=2	.000	4	0	0	0	0	0	5	8	0	0	0	0	0	0
Bournigal, R		.000	4	0	0	0	0	0	5	8	0	0	0	0	0	0
Butler, B	<2	.254	63	16	2	1	0	20	98	127	9	1	7	6	1	3
Butler, B	=2	.270	63	17	3	2	0	12	85	109	8	1	12	0	0	0
Butler, B		.262	126	33	5	3	0	32	185	236	17	2	19	6	1	3
Davis, E	<2	.273	44	12	0	0	0	15	67	93	7	1	12	0	2	5
Davis, E	=2	.278	36	10	2	0	1	9	52	71	9	1	4	0	0	0
Davis, E		.275	80	22	2	0	1	24	119	164	16	2	16	0	2	5
Goodwin, T	<2	.214	14	3	1	0	0	3	16	22	1	0	2	0	0	0
Goodwin, T	=2	.000	6	0	0	0	0	0	6	9	0	0	0	0	0	0
Goodwin, T		.150	20	3	1	0	0	3	22	31	1	0	2	0	0	0
Hansen, D	<2	.171	35	6	1	0	0	9	46	65	4	1	5	0	2	3
Hansen, D	=2	.143	35	5	1	0	0	4	49	68	6	2	10	0	0	0
Hansen, D		.157	70	11	2	0	0	13	95	133	10	3	15	0	2	3
Harris, L	<2	.271	48	13	5	0	0	17	64	84	5	3	1	3	2	7
Harris, L	=2	.333	36	12	5	0	0	12	44	58	0	0	4	0	0	0
Harris, L		.298	84	25	10	0	0	29	108	142	5	3	5	3	2	7
Hernandez, C	<2	.227	22	5	1	0	0	9	33	44	1	1	2	0	2	4
Hernandez, C	=2	.267	15	4	0	0	1	4	21	25	2	0	1	0	0	0
Hernandez, C		.243	37	9	1	0	1	13	54	69	3	1	3	0	2	4
Karros, E	<2	.291	86	25	7	1	4	37	132	180	10	3	17	0	5	9
Karros, E	=2	.174	86	15	3	0	0	18	111	142	11	0	17	0	0	0
Karros, E		.233	172	40	10	1	4	55	243	322	21	34	0	0	5	9
Offerman, J	<2	.280	50	14	0	2	0	14	7	107	9	1	9	2	2	1
Offerman, J	=2	.271	48	13	3	0	0	11	67	91	9	3	9	0	0	0
Offerman, J		.276	98	27	3	2	0	25	144	198	18	4	18	2	2	1
Piazza, M	<2	.143	7	1	0	0	1	3	10	13	1	0	1	0	0	0
Piazza, M	=2	.231	13	3	0	0	0	3	17	20	1	0	1	0	0	0
Piazza, M		.200	20	4	0	0	1	6	27	33	2	0	2	0	0	0
Rodriguez, H	<2	.176	17	3	0	0	0	4	24	32	2	0	5	1	1	0
Rodriguez, H	=2	.154	26	4	2	0	0	4	33	42	0	0	10	0	0	0
Rodriguez, H		.163	43	7	2	0	0	8	57	74	2	0	15	1	1	0
Sharperson, M	<2	.216	51	11	2	0	0	15	73	101	10	0	9	2	3	5
Sharperson, M	=2	.300	40	12	6	0	0	13	63	85	13	1	4	0	0	0
Sharperson, M		.253	91	23	8	0	0	28	136	186	23	1	13	2	3	5
Strawberry, D	<2	.290	31	9	0	0	3	11	46	69	7	3	6	0	1	1
Strawberry, D	=2	.333	18	6	2	0	1	6	26	35	5	1	4	0	0	0
Strawberry, D		.306	49	15	2	0	4	17	72	104	12	4	10	0	1	1
Webster, M	<2	.200	30	6	2	0	1	13	56	76	6	2	6	3	5	0
Webster, M	=2	.225	40	9	2	1	0	10	51	71	4	1	9	0	0	0
Webster, M		.214	70	15	4	1	1	23	107	147	10	3	15	3	5	0
Dodgers	<2	.246	679	167	24	5	10	229	1011	1401	84	17	120	40	40	47
Dodgers	=2	.219	648	142	32	5	6	139	879	1187	92	19	124	0	0	0
Dodgers		.233	1327	309	56	10	16	368	1890	2588	176	36	244	40	40	47

1992 Season in Review



Jim Lefebvre, 1965



NOTES ON THE 1992 SEASON

THE 1992 SEASON: The Dodgers finished with a 63-99 record, the most losses since the 1908 Dodgers finished with a 53-101 record...the Dodgers also finished in last place for the first time since the 1905 Dodgers finished with a 48-104 record.

GROSS HURLS NO-HITTER: Dodger starter Kevin Gross pitched the 18th no-hitter in Dodger history and the eighth no-hitter in L.A. Dodger history when he held the Giants hitless in a 2-0 win on August 17 at Dodger Stadium...it was Gross' first career no-hitter and the only no-hitter in the majors in 1992...Gross walked two, struck out six and induced 13 ground outs and eight fly outs.

KARROS NAMED N.L. ROOKIE OF THE YEAR: Dodger rookie first baseman Eric Karros, who was named N.L. Rookie of the Year, led the Dodgers with 20 home runs and 88 RBI and became the first rookie to lead the L.A. Dodgers in both categories...his home run total is tied for 4th all-time by a Dodger rookie and his RBI total is the most ever by an L.A. Dodger rookie and the second highest ever by a Dodger rookie, behind DEL BISSONNETTE'S 106 in 1928...the rookie began the season as a platoon player and then on May 24 he became the Dodger starting first baseman for good, remaining in the Dodger lineup at first base for the final 124 games.

KARROS LED ALL N.L. BATTERS IN 2ND HALF RBI:

KARROS	(Los Angeles)	55
Bonds	(Pittsburgh)	54
Pendleton	(Atlanta)	54
Hollins	(Philadelphia)	51
Lankford	(St. Louis)	51
Daulton	(Philadelphia)	50
McGriff	(San Diego)	49

LASORDA MOVES INTO 21st ON THE ALL-TIME GAMES WON LIST: Dodger manager Tommy Lasorda moved into sole possession of 21st place in all-time games won as a manager, picking up his 1,313th victory, a 2-1 win vs. St. Louis on July 9 at Dodger Stadium...Lasorda finished the season with 1,339 wins, 13 behind Chuck Tanner for 20th all-time...he won his 1,300th game on June 4 vs. Cincinnati.

DODGERS TIE FRANCHISE PINCH-HIT RECORD: The Dodgers tied a franchise pinch-hit home run mark by slugging eight pinch-hit homers, matching the total of the 1983 Dodgers...collecting pinch-hit homers for the Dodgers were Todd Benzinger (2), Mitch Webster (2), Dave Anderson, Dave Hansen, Stan Javier and Eric Karros...Dodger pinch-hitters finished with a .266 batting average, the second highest average in the league behind Chicago's .271...Dodger pinch-hitters led the league with 14 doubles and 43 RBI and had the highest slugging percentage (.391) and on-base percentage (.338).

WEBSTER SETS SINGLE-SEASON PH MARK: Dodger outfielder Mitch Webster set the franchise record by collecting 17 pinch-hits in 1992...the old mark for pinch-hits by a Dodger in a season was 16 set by Sid Gautreaux in 1936...for the season, Webster batted .363 (17-for-47) with two home runs and a league-leading 12 pinch-hit RBI.

DODGERS WINNING WAYS: Since division play began in 1969, the Dodgers have the third-best record in the majors at 2,062-1,763 for a .539 winning percentage...the Dodgers trail only the Baltimore Orioles of the American League who have a 2,085-1,723 record and the Cincinnati Reds who have a 2,078-1,744 record.

BUTLER BUNTS WAY INTO THE RECORD BOOKS: Center fielder Brett Butler set an L.A. Dodger record and led the National League with 24 sacrifice

bunts in 1992...the previous L.A. Dodger record had been 21 by Charlie Neal in 1959...Butler also collected a career-high 41 bunt base hits in 1992 and totaled 68 infield hits...for Butler it was the ninth straight season he has collected 20 or more bunt base hits.

BUTLER'S 2ND HALF AVERAGE AMONG BEST IN THE MAJORS: Butler batted at a .351 clip in the second half of the season, second highest in the N.L. and the third highest average in the majors since the all-star break:

Roberts	(Cincinnati)	.369	(83-for-225)
E. Martinez	(Seattle)	.364	(78-for-214)
BUTLER	(Los Angeles)	.351	(84-for-239)
Mack	(Minnesota)	.348	(93-for-267)
Raines	(Chicago-AL)	.346	(85-for-246)
Thomas	(Chicago-AL)	.341	(95-for-279)
Sheffield	(San Diego)	.338	(79-for-234)

*100 or more games played during the season

CLOSE, BUT NO CIGAR: The Dodgers set an L.A. Dodger record by losing 40 one-run games in 1992...the Dodgers finished with a 17-40 record in one-run games...the previous record by an L.A. Dodger team for one-run losses was 38 set by the 1986 Dodger team.

DAVIS BECOMES ALL-TIME SB PERCENTAGE LEADER: Dodger outfielder Eric Davis became the all-time stolen base percentage leader when he made his 300th career stolen base attempt on July 24 at Montreal...Davis has been safe in 266 of 304 career stolen base attempts for an 88 percent success rate, the highest rate all-time for runners with at least 300 attempts...Davis was successful in 19 out of 20 attempts in 1992, including his last 14 straight.

DAZZLING DEBUT FOR ASTACIO: Dodger rookie pitcher Pedro Astacio made quite a splash in his major league debut, becoming the first Dodger since Nick Willhite in 1963 to pitch a shutout in his major league debut...Astacio fanned 10 batters in the 2-0 victory over the Phillies, setting a record for most strikeouts by an L.A. Dodger rookie in his major league debut...Astacio went on to finish with a 5-5 record and a 1.98 ERA with four shutouts in 11 major league starts...the four shutouts were the most by a Dodger rookie since Orel Hershiser also collected four as a rookie in 1984...his four shutouts tied for third best in the N.L.

SHARPERSON REPRESENTS DODGERS AT ALL-STAR GAME: Dodger infielder Mike Sharperson was the Dodger representative at the All-Star game held in San Diego...Sharperson batted .328 in the first half to earn the selection to his first All-Star game...Sharperson was 0-for-1 in his only at bat.

SCIOSCIA BEHIND THE PLATE: Dodger catcher Mike Scioscia caught in 108 games in 1992, running his all-time Dodger franchise record total to 1,405 games caught...Scioscia also blocked the plate 12 times in 1992, giving 134 career blocks of home plate.

DODGERS BEST IN THE WEST THE PAST 10 SEASONS: The Dodgers have the most wins (824) in the National League West during the past 10 seasons (1983-1992) and have also won the division the most times (3) during that span...the Reds have the second most wins (820) during the past 10 years...the Dodgers also have the third-best record (2,062-1,763) in all of baseball since division play began in 1969.

Last 10 seasons in N.L. West (Wins)		ML Records since 1969	
LOS ANGELES	824	Baltimore	2,085-1,723
Cincinnati	820	Cincinnati	2,078-1,744
Houston	809	LOS ANGELES	2,062-1,763

LOS ANGELES DODGERS 1992 FINAL BATTING STATISTICS

Player	Avg.	G	AB	R	H	2B	3B	HR	RBI	SH	SF	HP	BB	IBB	SO	SB	CS	E
Anderson, D	.286	51	84	10	24	4	0	3	8	1	2	0	4	0	11	0	4	4
Ashley, B	.221	29	95	6	21	5	0	2	6	0	0	0	5	0	34	0	0	6
Benzinger, T	.239	121	293	24	70	16	2	4	31	0	5	0	15	1	54	2	4	1
right	.270	—	126	—	34	5	1	1	16	0	2	0	3	0	12	—	—	—
left	.216	—	167	—	36	11	1	3	15	0	3	0	12	1	42	—	—	—
Bournigal, R	.150	10	20	1	3	1	0	0	0	0	0	1	1	0	2	0	0	1
Butler, B	.309	157	553	86	171	14	11	3	39	24	1	3	95	2	67	41	21	2
Daniels, K	.231	35	104	9	24	5	0	2	8	0	1	1	10	0	30	0	0	2
Davis, E	.228	76	267	21	61	8	1	5	32	0	2	3	36	2	71	19	1	5
Goodwin, T	.233	57	73	15	17	1	1	0	3	0	0	0	6	0	10	7	3	0
Hansen, D	.214	132	341	30	73	11	0	6	22	0	2	1	34	3	49	0	2	8
Harris, L	.271	135	347	28	94	11	0	0	30	6	2	1	24	3	24	19	7	27
Hernandez, C	.260	69	173	11	45	4	0	3	17	0	2	4	11	1	21	0	1	7
Javier, S	.190	56	58	6	11	3	0	1	5	1	0	1	6	2	11	1	2	0
Karros, E	.257	149	545	63	140	30	1	20	88	0	5	2	37	3	103	2	4	9
Offerman, J	.260	149	534	67	139	20	8	1	30	5	2	0	57	4	98	23	16	42
right	.269	—	201	—	54	8	1	1	7	0	2	0	20	3	27	—	—	—
left	.255	—	333	—	85	12	7	0	23	5	0	0	37	1	71	—	—	—
Piazza, M	.232	21	69	5	16	3	0	1	7	0	0	1	4	0	12	0	0	1
Rodriguez, H	.219	53	146	11	32	7	0	3	14	1	1	0	8	0	30	0	0	3
Samuel, J	.262	47	122	7	32	3	1	0	15	4	2	1	7	3	22	2	2	5
Sciocchia, M	.221	117	348	19	77	6	3	3	24	5	3	1	32	4	31	3	2	9
Sharperson, M	.300	128	317	48	95	21	0	3	36	5	3	0	47	1	33	2	2	13
Strawberry, D	.237	43	156	20	37	8	0	5	25	0	1	1	19	4	34	3	1	1
Webster, M	.267	135	262	33	70	12	5	6	35	8	5	2	27	3	49	11	5	3
right	.292	—	130	—	38	8	1	3	17	3	2	0	15	3	18	—	—	—
left	.242	—	132	—	32	4	4	3	18	5	3	2	12	0	31	—	—	—
Young, E	.258	49	132	9	34	1	0	1	11	4	0	0	8	0	9	6	1	9
Astacio, P	.125	11	24	2	3	0	0	0	1	5	0	0	0	0	14	0	0	2
Candelaria, J	.000	50	0	0	0	0	0	0	0	0	0	0	1	0	0	0	0	0
Candiotti, T	.107	32	56	3	6	1	0	0	1	12	0	0	1	0	9	0	0	1
Crews, T	.286	49	7	1	2	0	0	0	0	0	0	0	0	0	4	0	0	1
Gott, J	.500	68	2	0	1	0	0	0	0	0	0	0	0	0	1	0	0	0
Gross, Ke	.095	34	63	3	6	1	0	0	0	3	0	0	4	0	26	0	0	1
Gross, Ki	1.000	16	2	1	2	0	0	0	1	1	0	0	0	0	0	0	0	0
Hershiser, O	.221	35	68	6	15	5	0	0	5	6	1	0	1	0	10	1	0	3
Martinez, P	.000	2	2	0	0	0	0	0	0	0	0	0	0	0	0	0	0	0
Martinez, R	.120	26	50	1	6	0	0	0	2	5	0	0	0	0	14	0	0	2
McDowell, R	.000	65	3	1	0	0	0	0	0	1	0	1	2	0	3	0	0	3
Ojeda, B	.102	29	49	1	5	0	1	0	3	5	0	0	1	0	11	0	0	2
Wilson, S	.333	60	3	0	1	0	0	0	0	0	0	0	0	0	2	0	0	1
Los Angeles	.248	162	5368	548	1333	201	34	72	499	102	40	24	503	36	899	142	78	174
Opponents	.257	162	5457	636	1401	226	33	82	584	109	44	28	553	95	981	141	62	139

LOS ANGELES DODGERS 1992 FINAL PITCHING STATISTICS

Player	W	L	ERA	G	GS	CG	GF	SHO	SV	IP	H	R	ER	HR	HB	BB	IBB	SO	WP	BK
Astacio, P	5	5	1.98	11	11	4	0	4	0	82.0	80	23	18	1	2	20	4	43	1	0
Candelaria, J	2	5	2.84	50	0	0	11	0	5	25.1	20	9	8	1	0	13	3	23	1	0
Candiotti, T	11	15	3.00	32	30	6	1	2	0	203.2	177	78	68	13	3	63	5	152	9	2
Crews, T	0	3	5.19	49	2	0	13	0	0	78.0	95	46	45	6	2	20	9	43	3	0
Gott, J	3	3	2.45	68	0	0	28	0	6	88.0	72	27	24	4	1	41	13	75	9	3
Gross, Ke	8	13	3.17	34	30	4	0	3	0	204.2	182	82	72	11	3	77	10	158	4	2
Gross, Ki	1	1	4.18	16	1	0	7	0	0	23.2	32	14	11	1	0	10	1	14	1	1
Hershiser, O	10	15	3.67	33	33	1	0	0	0	210.2	209	101	86	15	8	69	13	130	10	0
Howell, J	1	3	1.54	41	0	0	26	0	4	46.2	41	9	8	2	1	18	5	36	3	1
Martinez, P	0	1	2.25	2	1	0	1	0	0	8.0	6	2	2	0	0	1	0	8	0	0
Martinez, R	8	11	4.00	25	25	1	0	1	0	150.2	141	82	67	11	5	69	4	101	9	0
McDowell, R	6	10	4.09	65	0	0	39	0	14	83.2	103	46	38	3	1	42	13	50	4	1
Ojeda, B	6	9	3.63	29	29	2	0	1	0	166.1	169	80	67	8	1	81	8	94	3	0
Wilson, S	2	5	4.19	60	0	0	18	0	0	66.2	74	37	31	6	1	29	7	54	7	0
Los Angeles	63	99	3.41	162	162	18	144	13	29	1438.0	1401	636	545	82	28	553	95	981	64	10
Opponents	99	63	2.98	162	162	15	147	15	54	1450.2	1333	548	481	72	24	503	36	899	32	21

LOS ANGELES DODGERS 1992 CLUB STATISTICS

	Home W-L	Road W-L	Totals W-L
vs. Chicago	2-4	4-2	6-6
vs. Montreal	3-3	1-5	4-8
vs. New York	4-2	1-5	5-7
vs. Philadelphia	3-3	2-4	5-7
vs. Pittsburgh	3-3	2-4	5-7
vs. St. Louis	2-4	2-4	4-8
Totals vs. East	17-19	12-24	29-43
vs. Atlanta	5-4	1-8	6-12
vs. Cincinnati	3-6	4-5	7-11
vs. Houston	4-5	1-8	5-13
vs. San Diego	5-4	4-5	9-9
vs. San Francisco	3-6	4-5	7-11
Totals vs. West	20-25	14-31	34-56
Overall Totals	37-44	26-55	63-99

	Won	Lost
Starters	48	70
Relievers	15	29
Streaks	6	10

	Home W-L	Road W-L	Total W-L
Shutouts	10-5	3-10	13-15
Shutouts—Ind.	8-2	3-2	11-4
Extra Innings	3-2	3-5	6-7
1-Run Decisions	11-17	6-23	17-40
2-Run Decisions	7-8	9-8	16-16
vs. LH Starters	13-17	12-20	25-37
vs. RH Starters	24-27	14-35	38-62
Grass Fields	37-44	14-25	51-69
Artificial Fields	0-0	12-30	12-30
Day Games	11-13	9-21	20-34
Night Games	26-31	17-34	43-65
Doubleheaders	2-1-1	0-0-0	2-1-1
		L.A.	Opp.
Double Plays		136	150
Triple Plays		0	0
Left On Base		1138	1242
Grand Slam Home Runs		2	2
Home Runs—Home		26	33
Home Runs—Road		46	49

LOS ANGELES DODGERS 1992 FINAL FIELDING STATISTICS

First Basemen	Pct.	G	PO	A	E	TC	DP
Benzinger, T	1.000	42	177	17	0	194	17
Daniels, K	.981	7	47	4	1	52	4
Karros, E	.993	143	1211	126	9	1346	98
Rodriguez, H	1.000	1	3	1	0	4	0

Second Basemen	Pct.	G	PO	A	E	TC	DP
Harris, L	.963	81	160	206	14	380	39
Samuel, J	.974	38	75	77	4	156	13
Sharperson, M	.979	63	104	134	5	243	26
Young, E	.957	43	85	114	9	208	19

Third Basemen	Pct.	G	PO	A	E	TC	DP
Anderson, D	.974	26	13	24	1	38	3
Hansen, D	.968	108	61	183	8	252	13
Harris, L	.884	33	12	26	5	43	5
Sharperson, M	.927	60	15	86	8	109	5

Shortstops	Pct.	G	PO	A	E	TC	DP
Anderson, D	.893	7	8	17	3	28	4
Bournigal, R	.967	9	12	17	1	30	6
Harris, L	.778	10	6	15	6	27	4
Offerman, J	.935	149	208	398	42	648	74
Sharperson, M	1.000	2	1	0	0	1	0

Outfielders	Pct.	G	PO	A	E	TC	DP
Ashley, B	.857	27	34	2	6	42	0
Benzinger, T	.989	51	86	1	1	88	0
Butler, B	.995	155	353	9	2	364	3
Daniels, K	.964	21	26	1	1	28	0
Davis, E	.961	74	123	0	5	128	0
Goodwin, T	1.000	45	43	0	0	43	0
Harris, L	.917	15	21	1	2	24	0
Javier, S	1.000	27	17	0	0	17	0
Rodriguez, H	.960	48	65	7	3	75	2
Samuel, J	.500	1	1	0	1	2	0
Strawberry, D	.986	42	67	2	1	70	0
Webster, M	.977	90	130	0	3	133	0

LOS ANGELES DODGERS 1992 FINAL FIELDING STATISTICS (Continued)

Catchers	Pct.	G	PO	A	E	TC	DP	PB
Hernandez, C	.979	63	295	37	7	339	4	5
Piazza, M	.990	16	94	7	1	102	1	1
Scioscia, M	.988	108	641	74	9	724	8	14
Pitchers	Pct.	G	PO	A	E	TC	DP	
Astacio, P	.895	11	4	13	2	19	1	
Candelaria, J	1.000	50	0	5	0	5	0	
Candiotti, T	.980	32	16	32	1	49	3	
Crews, T	.938	49	5	10	1	16	0	
Gott, J	1.000	68	11	15	0	26	0	
Gross, Kevin	.973	34	11	25	1	37	2	
Gross, Kip	1.000	16	1	7	0	8	0	
Hershiser, O	.958	33	28	41	3	72	2	
Howell, J	1.000	41	6	7	0	13	0	
Martinez, P	.000	2	0	0	0	0	0	
Martinez, R	.933	25	10	18	2	30	1	
McDowell, R	.906	65	8	21	3	32	2	
Ojeda, B	.955	29	5	37	2	44	0	
Wilson, S	.917	60	2	9	1	12	1	

LOS ANGELES DODGERS 1992 HIGHS AND LOWS

Team Batting

- Most runs, game, Dodgers:** 11, Sept. 18 at SF
Most runs, game, Opponent: 14, July 18 at PHI
Most runs, inning, Dodgers: 8, July 2 vs. PHI
Most runs, inning, Opponent: 6, April 13 (1st) at HST and Sept. 24 (7th) vs. CIN
Most hits, game, Dodgers: 16, Sept. 1 at CHI
Most hits, game, Opponent: 18, Aug. 8 at ATL
Most hits, inning, Dodgers: 7, July 2 vs. PHI (5th)
Most hits, inning, Opponent: 6, (3 times), last Sept. 24 (7th) vs. CIN
Most home runs, game, Dodgers: 3, April 9, at SD and May 26 at STL
Most home runs, game, Opponent: 4, Aug. 20 vs. NY
Most doubles, game, Dodgers: 4, (7 times), last Oct. 1 at CIN
Most doubles, game, Opponent: 4, (6 times), last Sept. 27 vs. HST
Most stolen bases, game, Dodgers: 6, June 30 vs. SD
Most stolen bases, game, Opponent: 5, May 27 at STL
Most walks, game, Dodgers: 9, Sept. 1 at CHI
Most at-bats, game: 51, Sept. 1 at CHI
Most Dodgers LOB, game: 19, Sept. 1 at CHI
Most Players Used, game: 22, Sept. 1 at CHI

Individual Batting

- Most AB, game:** 7, Strawberry, Sept. 1 at CHI
Most hits, game: 4, Butler, April 9, at SD; Sharperson, Sept. 12 vs. SF
Most runs, game: 4, Samuel, July 12 vs. STL
Most doubles, game: 2, (10 times), last by Karros, Aug. 11 at CIN
Most triples, game: 2, Webster, May 11 at MTL
Most home runs, game: 1, many players
Most RBI, game: 5, Strawberry, April 17 vs. ATL
Most walks, game: 3, Butler, April 13 at HST, July 6 (2nd) vs. MTL and July 8 (1st) vs. MTL; Sharperson, June 23 at SD
Most stolen bases, game: 3, Davis, June 30 vs. SD and Butler, July 25 at MTL
Longest hitting streak: 19 games, Butler, July 16-Aug. 5
Grand slams: 1, Benzinger, May 27 at STL and Sept. 4 at PGH

Team Pitching

- Most pitchers used:** 7, May 8 at NY and June 16 at ATL
Low hit game: 0, Aug. 17 vs. SF
Most walks: 12, May 8 at NY
Most strikeouts: 13, (2 times), last May 12 at MTL

LOS ANGELES DODGERS 1992 HIGHS AND LOWS (Continued)

Individual Pitching

Most strikeouts, game, Dodgers: 13, Kevin Gross, May 12 at MTL
 Longest winning streak: 4, Hershiser, May 19-June 9
 Longest losing streak: 4, McDowell, May 8-June 12; Kevin Gross, June 5-June 27; Candelaria, July 21-Oct. 3; Ojeda, Aug. 28-Sept. 24
 Fewest hits allowed, game, Dodgers: 0, Kevin Gross, Aug. 17 vs. SF
 Fewest hits allowed, game, Opponent: 2, Bielecki, April 16 vs. ATL
 Most innings, game, reliever: 3.2, Wilson, June 12 at CIN
 Most consecutive scoreless innings: 14.0, Astacio, July 3 (1st) -July 8 (2nd) and Aug. 18 (1st) -Aug. 23 (5th)
 Most earned runs, game: 9, Hershiser, Aug. 9 at ATL

Team Miscellaneous

Longest winning streak: 6 games, May 26-31
 Longest losing streak: 10 games, June 10-June 21
 Largest crowd, Dodger Stadium: 49,018, April 6 vs. SF
 Smallest crowd, Dodger Stadium: 17,377, Sept. 10 vs. SD
 Largest crowd, road game: 51,280, April 9 at SD
 Smallest crowd, road game: 7,075, May 11 at MTL
 Most errors, game, Dodgers: 7, Sept. 11 vs. SF
 Longest game, time: 4:30, Sept. 1, at CHI
 Shortest game: 1:44, Oct. 4 at HST
 Longest game, innings: 13, Sept. 1, at CHI and Oct. 3, at HST

LOS ANGELES DODGERS 1992 DAY-BY-DAY RESULTS

Game	Pitchers of Record									
No.	Date	Opp.	Dodgers	Opponent	W/L	Score	Rec.	Pos.	GB	Club
1	4/6	SF	R. Martinez (0-1)	Swift (1-0)	L	1-8	0-1	T5	-1.0	SD/SF
2	4/7	SF	Hershiser (1-0)	Downs (0-1)	W	3-0	1-1	T2	-0.5	ATL
3	4/9	@SD	Candiotti (1-0)	Lefferts (0-1)	W	6-3	2-1	T1	-	ATL/SF
4	4/10	@SD	Ojeda (0-1)	Melendez (2-0)	L	3-8	2-2	T3	-1.0	ATL
5	4/11	@SD	McDowell (0-1)	Melendez (3-0)	L	2-3 ⁽¹⁰⁾	2-3	T4	-1.5	SD
6	4/12	@SD	McDowell (0-2)	Myers (1-0)	L	4-5	2-4	T5	-2.5	SD
7	4/13	@HST	Hershiser (1-1)	Kile (1-1)	L	3-8	2-5	6	-3.0	SD
8	4/14	@HST	CANDIOTTI (2-0)	Henry (0-1)	W	6-2	3-5	T5	-3.0	SD
9	4/15	@HST	Ojeda (0-2)	Portugal (1-0)	L	4-5	3-6	6	-4.0	SD
10	4/16	ATL	Kevin Gross (0-1)	BIELECKI (1-1)	L	0-3	3-7	6	-4.0	SD
11	4/17	ATL	McDowell (1-2)	Peña (0-1)	W	7-5	4-7	6	-3.0	SD
12	4/18	ATL	McDowell (2-2)	Stanton (0-1)	W	7-3	5-7	T5	-2.0	SD
13	4/19	ATL	CANDIOTTI (3-0)	Avery (0-2)	W	4-2	6-7	T4	-1.5	HST/SF
14	4/20	CIN	OJEDA (1-2)	Swindell (0-1)	W	6-0	7-7	T3	-1.5	HST
15	4/21	CIN	Kevin Gross (0-2)	Ruskin (1-1)	L	3-4	7-8	T4	-1.5	HST/SF
16	4/22	CIN	Wilson (0-1)	Bankhead (2-0)	L	3-4	7-9	5	-2.5	HST
-	4/23		OFF DAY						-2.5	
17	4/24	@SF	Hershiser (2-1)	T. Wilson (1-1)	W	5-3	8-9	5	-2.5	HST
18	4/25	@SF	McDowell (3-2)	Righetti (0-1)	W	7-6 ⁽¹⁰⁾	9-9	T3	-1.5	HST
19	4/26	@SF	Wilson (0-2)	Heredia (2-0)	L	4-5 ⁽¹¹⁾	9-10	5	-1.5	HST
20	4/27	STL	Kevin Gross (0-3)	Osborne (2-0)	L	4-5	9-11	T5	-2.0	HST
21	4/28	STL	Gott (0-1)	Worrell (1-0)	L	1-2 ⁽¹⁰⁾	9-12	6	-2.5	CIN/SF
22	4/29	PHI	Hershiser (2-2)	Cox (2-1)	L	3-7	9-13	6	-3.0	SD
-	4/30	PHI	Postponed				9-13	6	-3.0	SF
-	5/1	MTL	Postponed				9-13	6	-3.0	SF/CIN
-	5/2	MTL	Postponed				9-13	6	-3.5	SF
-	5/3	MTL	Postponed				9-13	6	-3.0	SF/CIN
23	5/5	@PHI	Candiotti (3-1)	MULHOLLAND (1-3)	L	2-6	9-14	6	-3.0	SF
24	5/6	@PHI	R. Martinez (1-1)	Cox (2-2)	W	3-1	10-14	6	-2.5	CIN
25	5/8	@NY	McDowell (3-3)	Innis (4-1)	L	3-4	10-15	6	-4.0	CIN
26	5/9	@NY	McDowell (3-4)	Franco (3-0)	L	2-5	10-16	6	-4.0	CIN
27	5/10	@NY	Candiotti (3-2)	Fernandez (2-3)	L	0-3	10-17	6	-5.0	CIN
28	5/11	@MTL	Wilson (0-3)	Fassero (1-2)	L	5-6 ⁽¹⁰⁾	10-18	6	-5.5	CIN/SF
29	5/12	@MTL	KEVIN GROSS (1-3)	Haney (2-2)	W	2-0	11-18	6	-5.5	SF
30	5/13	@MTL	Hershiser (2-3)	Gardner (3-1)	L	1-5	11-19	6	-6.5	SF

All caps denote Complete Games

LOS ANGELES DODGERS 1992 DAY-BY-DAY RESULTS (Continued)

Game	Pitchers of Record								
No.	Date	Opp.	Dodgers	Opponent	W/L	Score	Rec. Pos.	GB	Club
-	5/14		OFF DAY					-6.5	
31	5/15	NY	Ojeda (1-3)	Saberhagen (3-2)	L	1-4	11-20	6	-6.5 SF
32	5/16	NY	CANDIOTTI (4-2)	Fernandez (2-4)	W	2-0	12-20	6	-6.5 SF
33	5/17	NY	R. Martinez (2-1)	Young (2-3)	W	6-3	13-20	6	-5.5 SF
34	5/18	CHI	Kevin Gross (1-4)	Castillo (2-3)	L	0-3	13-21	6	-6.0 SF/SD
35	5/19	CHI	Hershiser (3-3)	Boskie (4-3)	W	5-2	14-21	6	-6.0 SF
36	5/20	CHI	Ojeda (2-3)	Jackson (0-6)	W	5-3	15-21	T5	-6.0 SF
-	5/21		OFF DAY					-6.0	
37	5/22	PGH	Candiotti (4-3)	Tomlin (5-3)	L	4-6	15-22	6	-7.5 SF
38	5/23	PGH	Wilson (1-3)	Belinda (2-1)	W	5-4	16-22	T4	-6.5 SF
39	5/24	PGH	Kevin Gross (2-4)	DRABEK (3-4)	W	4-2	17-22	T4	-5.5 SF
40	5/25	@STL	McDowell (3-5)	Worrell (2-1)	L	5-6	17-23	T4	-6.0 SF
41	5/26	@STL	Ojeda (3-3)	Olivares (2-3)	W	5-2	18-23	T4	-6.0 SF
42	5/27	@STL	Candiotti (5-3)	DeLeon (2-4)	W	9-2	19-23	4	-6.0 SF
-	5/28		OFF DAY					-5.5	
43	5/29	@CHI	R. MARTINEZ (3-1)	Castillo (3-4)	W	1-0	20-23	4	-4.5 SF/SD
44	5/30	@CHI	Hershiser (4-3)	Patterson (0-1)	W	3-2	21-23	4	-4.0 SF/SD
45	5/31	@CHI	Kevin Gross (3-4)	Jackson (0-7)	W	6-2	22-23	4	-3.5 CIN
46	6/1	@PGH	Gott (1-1)	Neagle (2-3)	W	8-6	23-23	4	-2.5 CIN/SF/SD
47	6/2	@PGH	Candiotti (5-4)	Tomlin (6-3)	L	0-1	23-24	4	-3.5 CIN
48	6/3	@PGH	R. Martinez (3-2)	Gleaton (1-0)	L	5-6	23-25	4	-4.5 CIN
49	6/4	CIN	Hershiser (5-3)	Browning (4-4)	W	7-4	24-25	4	-3.5 CIN
50	6/5	CIN	Kevin Gross (3-5)	Rijo (2-4)	L	2-6	24-26	T4	-4.5 CIN
51	6/6	CIN	Wilson (1-4)	Bankhead (6-1)	L	4-5	24-27	5	-5.5 CIN
52	6/7	CIN	CANDIOTTI (6-4)	Belcher (5-6)	W	1-0	25-27	5	-4.5 CIN
53	6/8	ATL	R. Martinez (3-3)	Leibrandt (5-2)	L	2-4	25-28	5	-5.5 CIN
54	6/9	ATL	Hershiser (6-3)	Stanton (1-3)	W	3-2	26-28	5	-5.5 CIN
55	6/10	ATL	Kevin Gross (3-6)	Avery (4-5)	L	1-2	26-29	5	-5.5 CIN
-	6/11		OFF DAY					-5.5	
56	6/12	@CIN	McDowell (3-6)	Bankhead (7-1)	L	3-4	26-30	5	-6.5 CIN
57	6/13	@CIN	Candiotti (6-5)	Belcher (6-6)	L	1-11	26-31	5	-7.5 CIN
58	6/14	@CIN	R. Martinez (3-4)	Swindell (6-2)	L	1-5	26-32	5	-8.5 CIN
59	6/15	@ATL	Hershiser (6-4)	AVERY (5-5)	L	0-2	26-33	5	-9.5 CIN
60	6/16	@ATL	Candelaria (0-1)	Berenguer (3-1)	L	8-9	26-34	T5	-10.5 CIN
61	6/17	@ATL	Ojeda (3-4)	GLAVINE (10-3)	L	3-4	26-35	T5	-11.5 CIN
-	6/18		OFF DAY					-12.0	
62	6/19	@HST	Gott (1-2)	Boever (2-3)	L	1-2 ⁽¹²⁾	26-36	6	-12.0 CIN
63	6/20	@HST	Hershiser (6-5)	D. Jones (4-4)	L	0-1	26-37	6	-12.0 CIN
64	6/21	@HST	Kevin Gross (3-7)	Henry (2-6)	L	0-2	26-38	6	-12.0 CIN
65	6/22	@SD	McDowell (4-6)	Melendez (5-5)	W	4-2	27-38	6	-11.0 CIN
66	6/23	@SD	Candiotti (6-6)	Seminara (2-2)	L	4-8	27-39	6	-12.0 CIN
-	6/24		OFF DAY					-12.5	
67	6/25	HST	R. Martinez (4-4)	J. Jones (3-1)	W	8-5	28-39	6	-12.0 CIN
68	6/26	HST	Candelaria (1-1)	D. Jones (4-5)	W	6-5	29-39	6	-12.0 CIN
69	6/27	HST	Kevin Gross (3-8)	Williams (3-0)	L	1-5	29-40	6	-13.0 CIN
70	6/28	HST	Ojeda (4-4)	Blair (0-3)	W	8-2	30-40	6	-13.0 CIN
71	6/29	SD	Wilson (2-4)	Clements (2-1)	W	6-5 ⁽¹¹⁾	31-40	6	-12.0 CIN
72	6/30	SD	R. Martinez (4-5)	B. Hurst (8-5)	L	1-2	31-41	6	-12.0 CIN
73	7/1	SD	Hershiser (6-6)	Lefferts (10-5)	L	2-6	31-42	6	-12.0 CIN
74	7/2	PHIL	Kevin Gross (4-8)	Combs (1-1)	W	9-4	32-42	6	-12.0 CIN
75	7/3	PHIL#1	OJEDA (5-4)	Schilling (6-6)	W	5-1	33-42	6	-12.0 CIN
76	-	PHIL#2	ASTACIO (1-0)	D. Robinson (1-2)	W	2-0	34-42	6	-11.5 CIN
77	7/4	PHIL	Candiotti (6-7)	MULHOLLAND (9-4)	L	2-3	34-43	6	-12.5 CIN
78	7/5	PHIL	R. Martinez (4-6)	WILLIAMS (1-1)	L	3-9	34-44	6	-13.5 CIN
79	7/6	MTL#1	Kip Gross (1-0)	D. Martinez (9-7)	W	8-3	35-44	6	-13.5 CIN
80	-	MTL#2	Hershiser (7-6)	Fassero (3-5)	W	4-3	36-44	6	-13.0 CIN
81	7/7	MTL#1	Kevin Gross (4-9)	Gardner (8-6)	L	1-4	36-45	6	-14.0 CIN
82	-	MTL#2	Crews (0-1)	J. Hurst (1-1)	L	0-4	36-46	6	-14.5 CIN
83	7/8	MTL#1	Candiotti (7-7)	Valdez (0-1)	W	1-0 ⁽¹¹⁾	37-46	6	-13.5 CIN
84	-	MTL#2	Astacio (1-1)	Risley (1-0)	L	1-4	37-47	6	-14.0 CIN

All caps denote Complete Games

LOS ANGELES DODGERS 1992 DAY-BY-DAY RESULTS (Continued)

Game No.	Date	Opp.	Pitchers of Record		W/L	Score	Rec. Pos.	GB	Club
			Dodgers	Opponent					
85	7/9	STL	R. Martinez (5-6)	Tewksbury (9-3)	W	2-1	38-47	6 -14.0	CIN
86	7/10	STL	Candiotti (7-8)	Cormier (2-7)	L	1-3	38-48	6 -14.0	CIN
87	7/11	STL	Hershiser (7-7)	Clark (2-3)	L	1-4	38-49	6 -14.0	CIN
88	7/12	STL	KEVIN GROSS (5-9)	Osbourne (7-5)	W	9-0	39-49	6 -13.0	CIN
-	7/13		OFF DAY						
-	7/14		ALL-STAR GAME at San Diego						
-	7/15		OFF DAY						
89	7/16	@PHIL	Candiotti (8-8)	Mulholland (9-6)	W	7-5	40-49	6 -12.0	CIN
90	7/17	@PHIL	Hershiser (7-8)	SCHILLING (7-6)	L	3-11	40-50	6 -13.0	CIN
91	7/18	@PHIL	R. Martinez (5-7)	Abbott (1-11)	L	3-14	40-51	6 -14.0	CIN
92	7/19	@PHIL	Howell (0-1)	Ritchie (2-1)	L	5-6	40-52	6 -15.0	CIN
93	7/20	@NY	Candelaria (2-1)	Innis (5-6)	W	9-2	41-52	6 -15.0	CIN
94	7/21	@NY	Candelaria (2-2)	Guetterman (2-0)	L	2-5	41-53	6 -15.0	CIN
95	7/22	@NY	Hershiser (7-9)	Cone (11-4)	L	5-7	41-54	6 -15.5	ATL
-	7/23		OFF DAY					-15.5	
96	7/24	@MTL	R. Martinez (5-8)	D. Martinez (10-9)	L	3-4	41-55	6 -16.5	ATL
97	7/25	@MTL	Ojeda (5-5)	Gardner (9-8)	L	1-4	41-56	6 -17.5	ATL
98	7/26	@MTL	Wilson (2-5)	Rojas (3-1)	L	3-4	41-57	6 -17.5	ATL
99	7/27	@SF	Candiotti (8-9)	BLACK (9-3)	L	1-5	41-58	6 -17.5	ATL
100	7/28	@SF	McDowell (4-7)	Beck (1-3)	L	3-5	41-59	6 -17.5	ATL/CIN
101	7/29	@SF	R. Martinez (6-8)	T. Wilson (6-11)	W	6-1	42-59	6 -17.5	ATL
102	7/30	SD	Howell (1-1)	Melendez (5-7)	W	6-5 ⁽¹⁰⁾	43-59	6 -16.5	ATL
103	7/31	SD	Kevin Gross (5-10)	B. Hurst (11-6)	L	3-4	43-60	6 -17.0	CIN
104	8/1	SD	Candiotti (9-9)	Benes (8-10)	W	7-2	44-60	6 -17.0	CIN
105	8/2	SD	HERSHISER (8-9)	Deshaies (1-2)	W	4-1	45-60	6 -17.0	ATL
-	8/3		OFF DAY					-17.0	
106	8/4	HST	R. Martinez (7-8)	Reynolds (0-2)	W	7-2	46-60	6 -17.0	ATL
107	8/5	HST	McDowell (4-8)	Murphy (3-1)	L	6-7	46-61	6 -18.0	ATL
-	8/6		OFF DAY					-18.5	
108	8/7	@ATL	Kevin Gross (5-11)	LEIBRANDT (9-4)	L	2-6	46-62	6 -19.5	ATL
109	8/8	@ATL	Candiotti (9-10)	P. Smith (2-0)	L	2-12	46-63	6 -20.5	ATL
110	8/9	@ATL	Hershiser (8-10)	Glavine (17-3)	L	3-10	46-64	6 -21.5	ATL
111	8/10	@ATL	R. Martinez (8-8)	Avery (9-8)	W	5-3	47-64	6 -20.5	ATL
112	8/11	@CIN	Ojeda (6-5)	Belcher (9-11)	W	8-4	48-64	6 -19.5	ATL
113	8/12	@CIN	Kevin Gross (5-12)	Swindell (11-5)	L	2-3	48-65	6 -20.0	ATL
114	8/13	@CIN	McDowell (5-8)	Henry (3-3)	W	4-3	49-65	6 -20.0	ATL
115	8/14	SF	Candelaria (2-3)	Hickerson (5-2)	L	2-3	49-66	6 -21.0	ATL
116	8/15	SF	R. Martinez (8-9)	T. Wilson (8-11)	L	1-2	49-67	6 -22.0	ATL
117	8/16	SF	Howell (1-2)	Burkett (10-6)	L	1-2	49-68	6 -22.0	ATL
118	8/17	SF	KEVIN GROSS (6-12)	Oliveras (0-2)	W	2-0	50-68	6 -22.0	ATL
119	8/18	NY	ASTACIO (2-1)	Cone (13-6)	W	4-0	51-68	6 -22.0	ATL
120	8/19	NY	Hershiser (9-10)	Gooden (6-11)	W	2-1	52-68	6 -22.0	ATL
121	8/20	NY	R. Martinez (8-10)	Fernandez (10-9)	L	4-11	52-69	6 -22.0	ATL
122	8/21	CHI	Howell (1-3)	J. Robinson (3-2)	L	2-3 ⁽¹²⁾	52-70	6 -22.0	ATL
123	8/22	CHI	Candelaria (2-4)	Patterson (2-2)	L	4-5	52-71	6 -23.0	ATL
124	8/23	CHI	Astacio (2-2)	Morgan (12-6)	L	2-4	52-72	6 -23.0	ATL
125	8/24	PGH	Gott (2-2)	Neagle (4-6)	W	5-4	53-72	6 -22.5	ATL
126	8/25	PGH	R. Martinez (8-11)	Cox (3-2)	L	3-10	53-73	6 -22.5	ATL
127	8/26	PGH	Candiotti (9-11)	WAKEFIELD (4-1)	L	0-2	53-74	6 -22.5	ATL
128	8/28	@STL	Ojeda (6-6)	Clark (3-7)	L	0-1	53-75	6 -22.5	ATL
129	8/29	@STL	Kevin Gross (6-13)	Olivares (8-8)	L	2-3	53-76	6 -23.5	ATL
130	8/30	@STL	Hershiser (9-11)	Cormier (5-10)	L	0-3	53-77	6 -23.5	ATL
131	8/31	@CHI	CANDIOTTI (9-12)	MADDUX (16-10)	L	0-2	53-78	6 -25.0	ATL
132	9/1	@CHI	McDowell (6-8)	Slocumb (0-2)	W	5-4 ⁽¹³⁾	54-78	6 -25.0	ATL
133	9/2	@CHI	Ojeda (6-7)	MORGAN (14-6)	L	1-5	54-79	6 -25.0	ATL
-	9/3		OFF DAY					-24.5	
134	9/4	@PGH	Gott (2-3)	Patterson (6-2)	L	5-6	54-80	6 -24.5	ATL
135	9/5	@PGH	Hershiser (9-12)	WALK (9-4)	L	1-6	54-81	6 -25.5	ATL
136	9/6	@PGH	Candiotti (10-12)	Cox (3-3)	W	7-5	55-81	6 -25.5	ATL
137	9/7	@ATL	Astacio (2-3)	Smoltz (15-10)	L	1-7	55-82	6 -26.5	ATL
138	9/8	@ATL	Crews (0-2)	Freeman (6-4)	L	5-7	55-83	6 -27.5	ATL

All caps denote Complete Games

LOS ANGELES DODGERS 1992 DAY-BY-DAY RESULTS (Continued)

Game No.	Date	Opp.	Pitchers of Record		W/L	Score	Rec. Pos.	GB	Club	
			Dodgers	Opponent						
139	9/9	SD	KEVIN GROSS (7-13)	Harris (2-8)	W	4-1	56-83	6	-27.5	ATL
140	9/10	SD	Hershiser (9-13)	Deshaies (4-4)	L	1-3	56-84	6	-28.5	ATL
141	9/11	SF	Candiotti (10-13)	Carter (1-1)	L	3-7	56-85	6	-29.5	ATL
142	9/12	SF	ASTACIO (3-3)	Black (10-9)	W	7-0	57-85	6	-29.5	ATL
143	9/13	SF	Ojeda (6-8)	Swift (10-4)	L	3-7	57-86	6	-30.5	ATL
144	9/14	@SD	Gott (3-3)	J. Hernandez (1-2)	W	5-4 ⁽¹¹⁾	58-86	6	-30.0	ATL
145	9/15	@SD	Hershiser (10-13)	Deshaies (4-5)	W	6-3	59-86	6	-29.0	ATL
146	9/16	@SD	Candiotti (10-14)	Benes (12-13)	L	1-3	59-87	6	-30.0	ATL
-	9/17		OFF DAY						-29.5	
147	9/18	@SF	Astacio (4-3)	Black (10-10)	W	11-4	60-87	6	-28.5	ATL
148	9/19	@SF	Ojeda (6-9)	Brantley (5-7)	L	0-3	60-88	6	-28.5	ATL
149	9/20	@SF	McDowell (6-9)	Beck (3-3)	L	2-3	60-89	6	-29.5	ATL
150	9/21	ATL	Hershiser (10-14)	P. Smith (6-0)	L	2-4	60-90	6	-30.5	ATL
151	9/22	ATL	CANDIOTTI (11-14)	Smoltz (15-12)	W	4-1	61-90	6	-29.5	ATL
152	9/23	CIN	Astacio (4-4)	Pugh (4-1)	L	0-3	61-91	6	-30.5	ATL
153	9/24	CIN	McDowell (6-10)	Bolton (3-3)	L	4-8	61-92	6	-30.5	ATL
154	9/25	HST	Candelaria (2-5)	Portugal (6-3)	L	3-4	61-93	6	-30.5	ATL
155	9/26	HST	Kip Gross (1-1)	X. Hernandez (9-1)	L	4-5	61-94	6	-31.5	ATL
156	9/27	HST	Candiotti (11-15)	Reynolds (1-3)	L	2-4	61-95	6	-32.5	ATL
157	9/29	@CIN	ASTACIO (5-4)	Pugh (4-2)	W	5-0	62-95	6	-32.5	ATL
158	9/30	@CIN	P. Martinez (0-1)	Belcher (15-14)	L	1-3	62-96	6	-32.5	ATL
159	10/1	@CIN	Kevin Gross (8-13)	Swindell (12-8)	W	4-2	63-96	6	-32.5	ATL
160	10/2	@HST	Hershiser (10-15)	KILE (5-10)	L	1-6	63-97	6	-34.0	ATL
161	10/3	@HST	Crews (0-3)	J. Jones (10-6)	L	2-3 ⁽¹³⁾	63-98	6	-35.0	ATL
162	10/4	@HST	Astacio (5-5)	Harnisch (9-10)	L	0-3	63-99	6	-35.0	ATL

All caps denote Complete Games

DODGERS 1992 PLAYER TRANSACTIONS

Opening Day Roster: Pitchers (10) – John Candelaria, Tom Candiotti, Tim Crews, Jim Gott, Kevin Gross, Orel Hershiser, Roger McDowell, Ramon Martinez, Bob Ojeda and Steve Wilson. **Catchers (2)** – Carlos Hernandez and Mike Scioscia. **Infielders (8)** – Todd Benzinger, Kal Daniels, Dave Hansen, Lenny Harris, Eric Karros, Jose Offerman, Juan Samuel and Mike Sharperson. **Outfielders (5)** – Brett Butler, Eric Davis, Stan Javier, Darryl Strawberry and Mitch Webster.

Date	Player	Transaction
March 25	Billy Ashley	Optioned to San Antonio
	Pedro Astacio	Optioned to Albuquerque
	Bryan Baar	Optioned to Albuquerque
	Tom Goodwin	Optioned to Albuquerque
	Mike James	Optioned to Albuquerque
	Pedro Martinez	Optioned to Albuquerque
	Jamie McAndrew	Optioned to Albuquerque
	Raul Mondesi	Optioned to Albuquerque
	Mike Piazza	Optioned to San Antonio
	Henry Rodriguez	Optioned to Albuquerque
	Eric Young	Optioned to Albuquerque
March 29	Rudy Seanez	Placed on 15-day DL (lower back)
	Mitch Webster	Contract purchased from Albuquerque
	Greg Smith	Elected free agency
April 5	Jay Howell	Placed on 15-day DL (rt. shoulder) retroactive to April 4
	Kip Gross	Optioned to Albuquerque
April 13	Jay Howell	Begins 30-day rehab at Vero Beach
April 30	Juan Samuel	Placed on the 15-day DL (lt. hand) retroactive to April 28
	Kip Gross	Recalled from Albuquerque
	Kal Daniels	Placed on the 15-day DL (rt. knee) retroactive to April 27
May 1	Dave Anderson	Contract purchased from Albuquerque
May 4	Rudy Seanez	Placed on the 60-day DL (lower back)
May 16	Darryl Strawberry	Placed on the 15-day DL (herniated disk in lower back) retroactive to May 14

DODGERS 1992 PLAYER TRANSACTIONS (Continued)

Date	Player	Transaction
May 17	Kip Gross	Optioned to Albuquerque
	Kal Daniels	Reinstated from the 15-day DL
May 18	Jay Howell	Reinstated from the 15-day DL
May 23	Eric Davis	Placed on 15-day DL (Separation of the AC joint in left shoulder)
May 24	Tom Goodwin	Recalled from Albuquerque
June 11	Juan Samuel	Reinstated from the 15-day DL
	Tom Goodwin	Optioned to Albuquerque
June 19	Eric Davis	Reinstated from the 15-day DL
	Kal Daniels	Designated for assignment
June 27	Kal Daniels	Traded to Chicago Cubs for a player to be named later
July 2	Stan Javier	Traded to Philadelphia for Steve Searcy and a player to be named later
	Pedro Astacio	Recalled from Albuquerque
July 4	Dave Anderson	Placed on 15-day DL (lt. distal lateral hamstring strain)
	Henry Rodriguez	Recalled from Albuquerque
July 6	Kip Gross	Recalled from Albuquerque
	Henry Rodriguez	Optioned to Albuquerque
	Darryl Strawberry	Reinstated from 15-day DL
	Kip Gross	Optioned to Albuquerque
July 9	Pedro Astacio	Optioned to Albuquerque
	Tom Goodwin	Recalled from Albuquerque
July 21	Dave Anderson	Reinstated from 15-day DL
	Tom Goodwin	Optioned to Albuquerque
July 21	Darryl Strawberry	Placed on 15-day DL (lower back)
July 23	Henry Rodriguez	Recalled from Albuquerque
July 28	Mike Sodders	Acquired from the Chicago Cubs to complete the June 27 trade that sent Kal Daniels to Chicago for a player to be named later
	Julio Peguero	Acquired from Philadelphia to complete the July 2 trade that sent Stan Javier to Philadelphia for pitcher Steve Searcy
July 30	Juan Samuel	Unconditional release
	Eric Young	Recalled from Albuquerque
Aug. 5	Eric Davis	Placed on the 15-day DL (fracture left wrist-styloid ulnar)
	Tom Goodwin	Recalled from Albuquerque
Aug. 9	Tom Candiotti	Placed on 15-day DL (left knee)
Aug. 10	Kip Gross	Recalled from Albuquerque
Aug. 13	Pedro Astacio	Recalled from Albuquerque
	Kip Gross	Optioned to Albuquerque
Aug. 24	Tom Candiotti	Reinstated from 15-day DL
	Pedro Astacio	Optioned to Albuquerque
Aug. 25	Dave Anderson	Placed on 15-day DL (rt. hamstring) retroactive to Aug. 22
	Eric Davis	Reinstated from 15-day DL
Sept. 1	Darryl Strawberry	Reinstated from 15-day DL
	Billy Ashley	Recalled from San Antonio
	Rafael Bournigal	Recalled from Albuquerque
	Kip Gross	Recalled from Albuquerque
	Mike Piazza	Recalled from Albuquerque
Sept. 3	Pedro Astacio	Recalled from Albuquerque
Sept. 5	Dave Anderson	Reinstated from 15-day DL
Sept. 9	Pedro Martinez	Recalled from Albuquerque
Oct. 8	Rudy Seanez	Reinstated from 60-day DL
Oct. 13	Tim Crews	Contract outrighted to Albuquerque elects free agency
	Julio Peguero	Contract outrighted to San Antonio
Oct. 14	Jeff Hamilton	Elected free agency (outrighted)
	Steve Searcy	Elected free agency (outrighted)
Oct. 15	Don Wakamatsu	Purchased contract from Albuquerque
Nov. 17	Jody Reed	Acquired from Colorado for Rudy Seanez
Dec. 5	Cory Snyder	Signed as a free agent
Dec. 7	Dera Clark	Acquired from Kansas City (Rule 5)
	Doug Fitzer	Acquired from Seattle (Rule 5)
Dec. 9	Todd Worrell	Signed as a free agent
Dec. 24	Tim Wallach	Acquired in a trade with Montreal for Tim Barker

1992 NATIONAL LEAGUE CLUB PITCHING

Club	W-L	ERA	G	CG	SHO	SV	IP	H	R	ER	HR	HB	BB	IBB	SO	WP
All.	98-64	3.14	162	26	24	41	1460.0	1321	569	510	89	26	489	55	948	58
MIL.	87-75	3.25	162	11	14	49	1468.0	1296	581	530	92	50	525	41	1014	48
Pgh.	96-66	3.35	162	20	20	43	1479.2	1410	595	551	101	30	455	61	844	52
St. L.	83-79	3.38	162	10	9	47	1480.0	1405	604	556	118	32	400	46	842	41
Chi.	78-84	3.39	162	16	11	37	1469.0	1337	624	554	107	44	575	75	901	68
L.A.	63-99	3.41	162	18	13	29	1438.0	1401	636	545	82	28	553	95	981	64
Cin.	90-72	3.46	162	9	11	55	1449.2	1362	609	558	109	28	470	51	1060	54
S.D.	82-80	3.56	162	9	11	46	1461.1	1444	636	578	111	21	439	53	971	25
S.F.	72-90	3.61	162	9	12	30	1461.0	1385	647	586	128	35	502	61	927	33
N.Y.	72-90	3.66	162	17	13	34	1446.2	1404	653	588	98	36	482	54	1025	34
Hst.	81-81	3.72	162	5	12	45	1459.1	1386	668	603	114	38	539	60	978	45
Phil.	70-92	4.11	162	27	7	34	1428.0	1387	717	652	113	27	549	37	851	43
Totals	3.50	177	490	16538	6811	395	5978	11342	565							
972-972	972	157	17500.2	7539	1262	5978	11342									

1992 NATIONAL LEAGUE CLUB FIELDING

Club	Pct.	G	PO	A	E	TC	DP	TP	PB
St. Louis	.985	162	4440	1777	94	6311	146	0	8
Pittsburgh	.984	162	4439	1931	101	6471	144	0	11
Cincinnati	.984	162	4349	1665	96	6110	128	0	8
Atlanta	.982	162	4380	1703	109	6192	121	0	13
Chicago	.982	162	4407	1934	114	6455	142	0	14
San Francisco	.982	162	4383	1782	113	6278	174	0	17
San Diego	.982	162	4384	1719	115	6218	127	0	2
Houston	.981	162	4378	1621	114	6113	125	0	13
New York	.981	162	4340	1717	116	6173	134	0	10
Montreal	.980	162	4404	1774	124	6302	113	0	9
Philadelphia	.978	162	4284	1614	131	6029	128	1	13
Los Angeles	.972	162	4314	1827	174	6315	136	0	20
Totals	.981	972	52502	21064	1401	74967	1618	1	138

1992 NATIONAL LEAGUE CLUB MISCELLANEOUS

Club	Doubleheaders									
	vs. LHS	vs. RHS	Grass	Artif.	Day	Night	1-Run	X-Inn.	W-L-S	
Atlanta	34-17	64-47	76-44	22-20	27-18	71-46	28-28	10-7	3-0-0	
Chicago	28-33	50-51	58-56	20-28	45-40	33-44	23-27	8-15	1-0-3	
Cincinnati	31-30	59-42	22-26	68-46	29-24	61-48	34-24	6-5	1-1-1	
Houston	32-32	49-49	20-28	61-53	20-28	61-53	32-21	16-5	0-1-1	
Los Angeles	25-37	38-62	51-69	12-30	20-34	43-65	17-40	6-7	2-1-1	
Montreal	32-27	55-48	24-18	63-57	32-22	55-53	25-21	7-9	1-1-2	
New York	25-31	47-59	57-57	15-33	21-27	51-63	24-30	4-9	1-2-2	
Philadelphia	29-38	41-54	16-26	54-66	18-30	52-62	21-31	5-7	2-2-2	
Pittsburgh	36-29	60-37	19-23	77-43	26-21	70-45	37-25	14-8	0-0-0	
San Diego	32-27	50-53	64-56	18-24	28-20	54-60	31-24	6-14	0-1-0	
San Francisco	29-31	43-59	57-63	15-27	36-32	36-58	22-28	10-12	1-1-0	
St. Louis	28-28	55-51	22-20	61-59	20-26	63-53	34-31	16-10	0-2-2	

1992 NATIONAL LEAGUE BATTING DEPARTMENTAL LEADERS

Batting Average			Runs		
.330	Sheffield, G	San Diego	109	Bonds, B	Pittsburgh
.324	Van Slyke, A	Pittsburgh	104	Hollins, D	Philadelphia
.323	Kruk, J	Philadelphia	103	Van Slyke, A	Pittsburgh
.323	Roberts, L	Cincinnati	100	Sandberg, R	Chicago
.317	Gwynn, T	San Diego	99	Grissom, M	Montreal
.311	Pendleton, T	Atlanta	98	Pendleton, T	Atlanta
.311	Bonds, B	Pittsburgh	96	Biggio, C	Houston
.309	Butler, B	Los Angeles	92	Roberts, L	Cincinnati
.307	Grace, M	Chicago	87	(4) Players Tied	
.304	Larkin, B	Cincinnati			

1992 NATIONAL LEAGUE BATTING DEPARTMENTAL LEADERS (Continued)

Doubles

45	Van Slyke, A	Pittsburgh
40	Lankford, R	St. Louis
40	Clark, W	San Francisco
40	Duncan, M	Philadelphia
39	Grissom, M	Montreal
39	Pendleton, T	Atlanta
37	Grace, M	Chicago
37	Murray, E	New York
36	Bell, J	Pittsburgh
36	Bonds, B	Pittsburgh

Walks

127	Bonds, B	Pittsburgh
96	McGriff, F	San Diego
95	Butler, B	Los Angeles
94	Biggio, C	Houston
92	Kruk, J	Philadelphia
88	Daulton, D	Philadelphia
84	Bagwell, J	Houston
79	Justice, D	Atlanta
77	O'Neill, P	Cincinnati
76	Hollins, D	Philadelphia

Home Runs

35	McGriff, F	San Diego
34	Bonds, B	Pittsburgh
33	Sheffield, G	San Diego
27	Hollins, D	Philadelphia
27	Daulton, D	Philadelphia
26	Sandberg, R	Chicago
23	Walker, L	Montreal
22	Dawson, A	Chicago
21	Justice, D	Atlanta
21	Pendleton, T	Atlanta

Hits

199	Pendleton, T	Atlanta
199	Van Slyke, A	Pittsburgh
186	Sandberg, R	Chicago
185	Grace, M	Chicago
184	Sheffield, G	San Diego
180	Grissom, M	Montreal
177	Finley, S	Houston
175	Lankford, R	St. Louis
172	Roberts, L	Cincinnati
171	(2) Players Tied	

Triples

14	Sanders, D	Atlanta
13	Finley, S	Houston
12	Van Slyke, A	Pittsburgh
11	Alicea, L	St. Louis
11	Butler, B	Los Angeles
8	Morandini, M	Philadelphia
8	Offerman, J	Los Angeles
8	DeShields, D	Montreal
8	Sandberg, R	Chicago
7	Cole, A	Pittsburgh

On Base Percentage

.456	Bonds, B	Pittsburgh
.423	Kruk, J	Philadelphia
.413	Butler, B	Los Angeles
.394	McGriff, F	San Diego
.393	Roberts, L	Cincinnati
.385	Sheffield, G	San Diego
.385	Daulton, D	Philadelphia
.384	Clark, W	San Francisco
.381	Van Slyke, A	Pittsburgh
.380	Grace, M	Chicago

Runs Batted In

109	Daulton, D	Philadelphia
104	McGriff, F	San Diego
103	Bonds, B	Pittsburgh
100	Sheffield, G	San Diego
96	Bagwell, J	Houston
93	Hollins, D	Philadelphia
93	Walker, L	Montreal
93	Murray, E	New York
90	Dawson, A	Chicago

Total Bases

323	Sheffield, G	San Diego
312	Sandberg, R	Chicago
310	Van Slyke, A	Pittsburgh
303	Pendleton, T	Atlanta
295	Bonds, B	Pittsburgh
295	McGriff, F	San Diego
287	Lankford, R	St. Louis
275	Hollins, D	Philadelphia
273	Grissom, M	Montreal
267	Walker, L	Montreal

Stolen Bases

78	Grissom, M	Montreal
46	DeShields, D	Montreal
44	Finley, S	Houston
44	Roberts, L	Cincinnati
43	Smith, O	St. Louis
42	Lankford, R	St. Louis
41	Nixon, O	Atlanta
41	Butler, B	Los Angeles
39	Bonds, B	Pittsburgh
38	Biggio, C	Houston

Slugging Percentage

.624	Bonds, B	Pittsburgh
.580	Sheffield, G	San Diego
.556	McGriff, F	San Diego
.524	Daulton, D	Philadelphia
.510	Sandberg, R	Chicago
.506	Walker, L	Montreal
.505	Van Slyke, A	Pittsburgh
.480	Lankford, R	St. Louis
.476	Clark, W	San Francisco
.473	Pendleton, T	Atlanta

1992 NATIONAL LEAGUE BATTING DEPARTMENTAL LEADERS (Continued)

Multi-Hit Games

65	Van Slyke, A	Pittsburgh
63	Pendleton, T	Atlanta
61	Sheffield, G	San Diego
55	Grissom, M	Montreal
55	Roberts, L	Cincinnati
53	Butler, B	Los Angeles
53	Gwynn, T	San Diego
53	Sandberg, R	Chicago
52	Lankford, R	St. Louis
51	Grace, M	Chicago

Extra Base Hits

75	Bonds, B	Pittsburgh
71	Van Slyke, A	Pittsburgh
70	Sheffield, G	San Diego
69	McGriff, F	San Diego
66	Lankford, R	St. Louis
66	Sandberg, R	Chicago
64	Daulton, D	Philadelphia
61	Pendleton, T	Atlanta
59	Hollins, D	Philadelphia
59	Grissom, M	Montreal

Grand Slams

2	Anthony, E	Houston
2	Sheffield, G	San Diego
2	Benzinger, T	Los Angeles
2	Daulton, D	Philadelphia
2	Murray, E	New York
1	(22) Players Tied	

Outfield Assists

18	Jackson, D	San Diego
16	Walker, L	Montreal
12	O'Neill, P	Cincinnati
11	Van Slyke, A	Pittsburgh
11	Sanders, R	Cincinnati
11	McGee, W	San Francisco
11	Jose, F	St. Louis
11	Dawson, A	Chicago
10	Clark, J	San Diego
9	(3) Players Tied	

Hitting Streaks

22	Bell, J	Pittsburgh	(Aug. 4 - Sept. 17)
19	Fernández, T	San Diego	(Sept. 14 - Oct. 4)
19	Butler, B	Los Angeles	(July 16 - Aug. 5)
18	Sheffield, G	San Diego	(May 5 - 25)
15	(2) Streaks Tied		

NATIONAL LEAGUE PITCHING 1992 DEPARTMENTAL LEADERS

Earned Run Average

2.08	Swift, B	San Francisco
2.16	Tewksbury, B	St. Louis
2.18	Maddux, G	Chicago
2.35	Schilling, C	Philadelphia
2.47	Martinez, D	Montreal
2.55	Morgan, M	Chicago
2.56	Rijo, J	Cincinnati
2.68	Hill, K	Montreal
2.70	Swindell, G	Cincinnati
2.73	Fernandez, S	New York

Games

81	Boever, J	Houston
80	Jones, D	Houston
77	Perez, M	St. Louis
77	Hernandez, X	Houston
76	Innis, J	New York
73	Carpenter, C	St. Louis
72	McElroy, C	Chicago
71	McClure, B	St. Louis
70	(3) Players Tied	

Saves

43	Smith, L	St. Louis
38	Myers, R	San Diego
37	Wetteland, J	Montreal
36	Jones, D	Houston
29	Williams, M	Philadelphia
26	Charlton, N	Cincinnati
25	Dibble, R	Cincinnati
18	Belinda, S	Pittsburgh
17	Beck, R	San Francisco
15	(3) Players Tied	

Winning Percentage

.762	Tewksbury, B	St. Louis	(16-5)
.714	Glavine, T	Atlanta	(20-8)
.682	Leibrandt, C	Atlanta	(15-7)
.667	Morgan, M	Chicago	(16-8)
.650	Cone, D	New York	(13-7)
.645	Maddux, G	Chicago	(20-11)
.640	Hill, K	Montreal	(16-9)
.625	Jones, J	Houston	(10-6)
.625	Walk, B	Pittsburgh	(10-6)
.609	(2) Players Tied		

NATIONAL LEAGUE PITCHING 1992 DEPARTMENTAL LEADERS (Continued)

Wins

20	Glavine, T	Atlanta
20	Maddux, G	Chicago
16	Hill, K	Montreal
16	Tewksbury, B	St. Louis
16	Morgan, M	Chicago
16	Martinez, D	Montreal
15	(5) Players Tied	

Games Started

35	Avery, S	Atlanta
35	Smoltz, J	Atlanta
35	Maddux, G	Chicago
34	Benes, A	San Diego
34	Harnisch, P	Houston
34	Belcher, T	Cincinnati
34	Drabek, D	Pittsburgh
34	Morgan, M	Chicago
34	Jackson, D	Pittsburgh
33	(6) Players Tied	

Innings Pitched

268.0	Maddux, G	Chicago
256.2	Drabek, D	Pittsburgh
246.2	Smoltz, J	Atlanta
240.0	Morgan, M	Chicago
233.2	Avery, S	Atlanta
233.0	Tewksbury, B	St. Louis
231.1	Benes, A	San Diego
229.0	Mulholland, T	Philadelphia
227.2	Belcher, T	Cincinnati
226.1	(2) Players Tied	

Shutouts

5	Glavine, T	Atlanta
5	Cone, D	New York
4	Astacio, P	Los Angeles
4	Schilling, C	Philadelphia
4	Maddux, G	Chicago
4	Drabek, D	Pittsburgh
4	Hurst, B	San Diego
3	(5) Players Tied	

Winning Streaks

13	Glavine, T	Atlanta
	(May 27 - Aug. 19)	
8	Cone, D	New York
	(June 16 - Aug. 2)	
7	(5) Players Tied	

Complete Games

12	Mulholland, T	Philadelphia
10	Schilling, C	Philadelphia
10	Drabek, D	Pittsburgh
9	Smoltz, J	Atlanta
9	Maddux, G	Chicago
7	Glavine, T	Atlanta
7	Cone, D	New York
6	(4) Players Tied	

Strikeouts

215	Smoltz, J	Atlanta
214	Cone, D	New York
199	Maddux, G	Chicago
193	Fernandez, S	New York
177	Drabek, D	Pittsburgh
171	Rijo, J	Cincinnati
169	Benes, A	San Diego
164	Harnisch, P	Houston
158	Gross, Ke	Los Angeles
152	Candiotti, T	Los Angeles

Opponents Batting Average Against

.201	Schilling, C	Philadelphia
.210	Maddux, G	Chicago
.210	Fernandez, S	New York
.211	Martinez, D	Montreal
.223	Cone, D	New York
.224	Smoltz, J	Atlanta
.230	Hill, K	Montreal
.231	Drabek, D	Pittsburgh
.232	Castillo, F	Chicago
.234	Harnisch, P	Houston

LOS ANGELES DODGERS 1992 N. L. HOME RUNS BY PARKS

	HR	H-R	All	Chi	Cin	Hst	Mil	NY	Phil	Pgh	StL	SD	SF
			H-R	H-R	H-R	H-R	H-R	H-R	H-R	H-R	H-R	H-R	H-R
Karros	20	6-14	1-1	0-2	1-1	1-0	0-2	0-0	1-2	1-0	0-2	0-1	1-3
Hansen	6	1-5	1-0	0-1	0-0	0-1	0-1	0-0	0-0	0-0	0-1	0-0	0-1
Webster	6	1-5	0-0	0-0	0-1	0-0	0-1	0-1	0-0	0-1	0-0	0-0	1-1
Strawberry	5	3-2	2-0	0-0	0-0	0-0	0-1	0-0	0-0	0-0	0-0	0-0	1-1
Davis	5	1-4	0-0	0-0	0-0	0-1	0-0	0-0	1-0	0-0	0-0	0-2	0-1
Benzinger	4	1-3	0-0	0-1	0-0	0-0	0-0	0-0	0-0	1-1	0-1	0-0	0-0
Anderson	3	0-3	0-0	0-1	0-0	0-0	0-0	0-0	0-0	0-1	0-1	0-0	0-0
Buller	3	1-2	0-0	1-0	0-0	0-0	0-0	0-1	0-0	0-0	0-0	0-1	0-0
Hernandez	3	1-2	0-0	0-0	0-0	1-0	0-0	0-0	0-1	0-0	0-0	0-0	0-1
Rodriguez	3	2-1	0-0	1-0	0-1	0-0	0-0	1-0	0-0	0-0	0-0	0-0	0-0
Sciocchia	3	1-2	0-0	0-0	0-0	0-0	0-0	1-0	0-0	0-0	0-0	0-2	0-0
Sharperson	3	2-1	1-0	0-0	0-0	0-0	0-0	0-0	0-1	0-0	0-0	1-0	0-0
Ashley	2	2-0	0-0	0-0	0-0	0-0	0-0	0-0	0-0	0-0	0-0	1-0	1-0
Offerman	1	1-0	0-0	1-0	0-0	0-0	0-0	0-0	0-0	0-0	0-0	0-0	0-0
Piazza	1	1-0	0-0	0-0	0-0	0-0	0-0	0-0	0-0	0-0	0-0	0-0	1-0
Young	1	0-1	0-0	0-0	0-0	0-0	0-0	0-0	0-0	0-0	0-0	0-0	0-1
Others	3	2-1	1-0	0-0	0-0	0-0	0-0	0-0	0-0	1-0	0-1	0-0	0-0
Totals	72	26-46	5-1	3-5	1-3	2-2	0-5	2-2	2-4	3-3	0-6	2-6	5-9

1992 HOME RUNS vs. LOS ANGELES DODGERS

Atlanta (12)	at L.A.	All
Bream	0	1
Gant	1	1
Hunter	0	1
Justice	2	1
Lemke	0	1
Pendleton	0	2
Sanders	0	1
Smoltz	1	0
Totals	4	8

Chicago (5)	at L.A.	Chi
Dawson	1	0
Sandberg	0	2
Sosa	0	1
Wilkins	1	0
Totals	2	3

Cincinnati (6)	at L.A.	Cin
Greene	0	1
Oliver	0	2
O'Neill	1	0
Sabo	0	1
Sanders	1	0
Totals	2	4

Houston (10)	at L.A.	Hou
Anthony	0	1
Bagwell	1	0
Caminiti	2	1
Candaele	0	1
Finley	0	1
Gonzalez	1	1
Incavaglia	0	1
Totals	4	6

Montreal (5)	at L.A.	Mtl
DeShields	2	0
Reed	0	1
Vander Wal	1	0
Walker	1	0
Totals	4	1

New York (11)	at L.A.	NY
Bonilla	2	1
Magadan	0	2
Murray	2	0
Pecota	1	0
Sassar	1	0
Schofield	0	1
Walker	1	0
Totals	7	4

Philadelphia (6)	at L.A.	Phi
Daulton	1	1
Hollins	0	2
Kruk	1	0
Sveum	1	0
Totals	3	3

Pittsburgh (4)	at L.A.	Pgh.
Bell	0	1
Bonds	0	2
Van Slyke	1	0
Totals	1	3

St. Louis (3)	at L.A.	STL
Thompson	1	1
Zeile	1	0
Totals	2	1

San Diego (12)	at L.A.	SD
Clark	0	1
Eiland	0	1
Fernandez	0	2
Gwynn	0	1
Jackson	0	1
McGriff	1	2
Sheffield	0	3
Totals	1	11

San Francisco (8)	at L.A.	SF
Clark	0	1
Snyder	1	2
Thompson	0	1
Williams	2	1
Totals	3	5

Grand Slams Against

Fred McGriff, April 10 at San Diego, off John Candelaria.

Terry Pendleton, August 8 at Atlanta, off Roger McDowell.

Figuring Baseball Statistics

Batting Average – Divide the number of hits by the total times at bat.

Slugging Percentage – Divide the total bases of all hits by the total times at bat.

Earned Run Average – Multiply the total earned runs by 9, and divide the result by total innings pitched.

Fielding Average – Divide the total putouts and assists by the total putouts, assists and errors.

On-Base Percentage – Divide the total of hits, all bases on balls, and hit by pitch by the total of at-bats, all bases on balls, hit by pitch and sacrifice flies.

THE LAST TIME IT HAPPENED

Inside-the-park home run:

Kirk Gibson, 6/5/89 at Atlanta

Back-to-back home runs:

Dave Hansen and Dave Anderson, 5/26/92 vs. St. Louis

Back-to-back-to-back home runs:

Ron Cey, Rick Monday and Joe Ferguson, 8/31/80 vs. Montreal

Pinch-hit home run:

Mitch Webster, 9/13/92 vs. San Francisco

Back-to-back pinch-hit home runs:

Willie Crawford and Lee Lacy, 6/23/75 vs. St. Louis (9th inn.)

Postseason pinch-hit home run:

Kirk Gibson, 10/15/88 vs. Oakland

Grand slam:

Todd Benzinger, 9/4/92 vs. Pittsburgh

Two grand slams in a game:

Pedro Guerrero and Mariano Duncan 8/23/85 at Montreal

Pinch-hit grand slam:

Todd Benzinger, 9/4/92 vs. Pittsburgh

Three home run game:

Davey Lopes, 8/20/74 at Chicago

Three home run game, opponent:

Claudell Washington (New York), 6/22/80 at Los Angeles

Home runs from both sides:

Eddie Murray, 6/9/90 at San Diego

Hit for the cycle:

Wes Parker, 5/7/70 at New York

Dodger pitcher home run:

Ramon Martinez, 9/22/91 vs. Atlanta

Opponent pitcher home run:

John Smoltz, 4/18/92 vs. Atlanta

Dodger no-hitter:

Kevin Gross, 8/17/92 vs. San Francisco, won 2-0

Dodger pitcher faced the minimum:

Tim Belcher, 7/21/90, at Pittsburgh (one-hitter)

Dodger no-hitter at Dodger Stadium:

Kevin Gross, 8/17/92 vs. San Francisco, won 2-0

Dodger one-hitter:

Tim Belcher, 7/21/90 at Pittsburgh (Jay Bell-3rd inning)

Opponent no-hitter:

Dennis Martinez, 7/28/91, Montreal (2-0 perfect game) at Los Angeles

Steal of home:

Brett Butler, 9/8/92 at Atlanta

Stolen base by pitcher:

Orel Hershiser, 8/24/92 vs. Pittsburgh

Triple play for Dodgers:

Eugene Hermanski, Jackie Robinson and Gil Hodges, 4/16/49, vs. Boston Braves

Triple play for opponent:

Mike Simms, Ken Caminiti and Andujar Cedeno, 8/4/91 at Houston (Griffin in the 5th inning)

Five-hit game:

Brett Butler, 4/26/91 vs. San Francisco

Six-hit game:

Willie Davis, 5/24/73, vs. New York (19 innings)

Five-RBI game:

Darryl Strawberry, 4/17/92 vs. Atlanta

Six-RBI game:

Kal Daniels, 4/24/91 vs. Atlanta


Seven-RBI game:

Darryl Strawberry, 8/21/91 vs. San Diego

Rainout at Dodger Stadium:

April 21, 1988 vs. San Diego

History and Records



Ted Sizemore, 1969



BROOKLYN AND LOS ANGELES DODGERS NATIONAL LEAGUE RECORD (1890-1992)

Year	Position	Won	Lost	Margin	Manager	Pennant Winner
1890	First	86	43	6 1/2	William McGunnigle	Brooklyn
1891	Sixth	61	76	25 1/2	John Montgomery Ward	Boston
1892	Third	95	59	8	John Montgomery Ward	Boston
1893	Sixth**	65	63	20 1/2	Dave Foutz	Boston
1894	Fifth	70	61	17 1/2	Dave Foutz	Baltimore
1895	Fifth**	71	60	16 1/2	Dave Foutz	Baltimore
1896	Ninth**	58	73	33	Dave Foutz	Baltimore
1897	Sixth**	61	71	32	William Barnie	Boston
1898	Tenth	54	91	46	Barnie-Mike Griffin - C.H. Ebbets	Boston
1899	First	88	42	8	Ned Hanlon	Brooklyn
1900	First	82	54	4 1/2	Ned Hanlon	Brooklyn
1901	Third	79	57	9 1/2	Ned Hanlon	Pittsburgh
1902	Second	75	63	27 1/2	Ned Hanlon	Pittsburgh
1903	Fifth	70	66	19	Ned Hanlon	Pittsburgh
1904	Sixth	56	97	50	Ned Hanlon	New York
1905	Eighth	48	104	56 1/2	Ned Hanlon	New York - WC
1906	Fifth	66	86	50	Patsy Donovan	Chicago
1907	Fifth	65	83	40	Patsy Donovan	Chicago - WC
1908	Seventh	53	101	46	Patsy Donovan	Chicago - WC
1909	Sixth	55	98	55 1/2	Harry Lumley	Pittsburgh - WC
1910	Sixth	64	90	40	Bill Dahlen	Chicago
1911	Seventh	64	86	33 1/2	Bill Dahlen	New York
1912	Seventh	58	95	46	Bill Dahlen	New York
1913	Sixth	65	84	34 1/2	Bill Dahlen	New York
1914	Fifth	75	79	19 1/2	Wilbert Robinson	Boston - WC
1915	Third	80	72	10	Wilbert Robinson	Philadelphia
1916	First	94	60	2 1/2	Wilbert Robinson	Brooklyn
1917	Seventh	70	81	26 1/2	Wilbert Robinson	New York
1918	Fifth	57	69	25 1/2	Wilbert Robinson	Chicago
1919	Fifth	69	71	27	Wilbert Robinson	Cincinnati - WC
1920	First	93	61	7	Wilbert Robinson	Brooklyn
1921	Fifth	77	75	16 1/2	Wilbert Robinson	New York - WC
1922	Sixth	76	78	17	Wilbert Robinson	New York - WC
1923	Sixth	76	78	19 1/2	Wilbert Robinson	New York
1924	Second	92	62	1 1/2	Wilbert Robinson	New York
1925	Sixth**	68	85	27	Wilbert Robinson	Pittsburgh - WC
1926	Sixth	71	82	17 1/2	Wilbert Robinson	St. Louis - WC
1927	Sixth	65	88	28 1/2	Wilbert Robinson	Pittsburgh
1928	Sixth	77	76	17 1/2	Wilbert Robinson	St. Louis
1929	Sixth	70	83	28 1/2	Wilbert Robinson	Chicago
1930	Fourth	86	68	6	Wilbert Robinson	St. Louis
1931	Fourth	79	73	21	Wilbert Robinson	St. Louis - WC
1932	Third	81	73	9	Max Carey	Chicago
1933	Sixth	65	88	26 1/2	Max Carey	New York - WC
1934	Sixth	71	81	23 1/2	Casey Stengel	St. Louis - WC
1935	Fifth	70	83	29 1/2	Casey Stengel	Chicago
1936	Seventh	67	87	25	Casey Stengel	New York
1937	Sixth	62	91	33 1/2	Burleigh Grimes	New York
1938	Seventh	69	80	18 1/2	Burleigh Grimes	Chicago
1939	Third	84	69	12 1/2	Leo Durocher	Cincinnati
1940	Second	88	65	12	Leo Durocher	Cincinnati - WC
1941	First	100	54	2 1/2	Leo Durocher	Brooklyn
1942	Second	104	50	2	Leo Durocher	St. Louis - WC
1943	Third	81	72	23 1/2	Leo Durocher	St. Louis
1944	Seventh	63	91	42	Leo Durocher	St. Louis - WC
1945	Third	87	67	11	Leo Durocher	Chicago
1946	Second+	96	60	2	Leo Durocher	St. Louis - WC
1947	First	94	60	5	Clyde Sukeforth - Burt Shotton	Brooklyn
1948	Third	84	70	7 1/2	Durocher - Shotton	Boston
1949	First	97	57	1	Burt Shotton	Brooklyn
1950	Second	89	65	2	Burt Shotton	Philadelphia
1951	Second+	97	60	1	Charlie Dressen	New York
1952	First	96	57	4 1/2	Charlie Dressen	Brooklyn
1953	First	105	49	13	Charlie Dressen	Brooklyn
1954	Second	92	62	5	Walter Alston	New York - WC
1955	First	98	55	13 1/2	Walter Alston	Brooklyn - WC
1956	First	93	61	1	Walter Alston	Brooklyn
1957	Third	84	70	11	Walter Alston	Milwaukee - WC
1958	Seventh	71	83	21	Walter Alston	Milwaukee
1959	First++	88	68	2	Walter Alston	Los Angeles - WC
1960	Fourth	82	72	13	Walter Alston	Pittsburgh - WC
1961	Second	89	65	4	Walter Alston	Cincinnati
1962	Second+	102	63	1	Walter Alston	San Francisco
1963	First	99	63	6	Walter Alston	Los Angeles - WC
1964	Sixth**	80	82	13	Walter Alston	St. Louis - WC
1965	First	97	65	2	Walter Alston	Los Angeles - WC
1966	First	95	67	1 1/2	Walter Alston	Los Angeles
1967	Eighth	73	89	28 1/2	Walter Alston	St. Louis - WC
1968	Seventh**	76	86	21	Walter Alston	St. Louis
1969	Fourth (WD)	85	77	8	Walter Alston	New York - WC
1970	Second (WD)	87	74	14 1/2	Walter Alston	Cincinnati
1971	Second (WD)	89	73	1	Walter Alston	Pittsburgh - WC

Year	Position	Won	Lost	Margin	Manager	Pennant Winner
1972	Third (WD)**	85	70	10 1/2	Walter Alston	Cincinnati
1973	Second (WD)	95	66	3 1/2	Walter Alston	New York
1974	First (WD)	102	60	4	Walter Alston	Los Angeles
1975	Second (WD)	88	74	20	Walter Alston	Cincinnati - WC
1976	Second (WD)	92	70	10	Walter Alston	Cincinnati - WC
1977	First (WD)	98	64	10	Tommy Lasorda	Los Angeles
1978	First (WD)	95	67	2 1/2	Tommy Lasorda	Los Angeles
1979	Third (WD)	79	83	11 1/2	Tommy Lasorda	Pittsburgh - WC
1980	Second (WD)+	92	71	1	Tommy Lasorda	Philadelphia - WC
1981	First (WD)x	36	21	1/2	Tommy Lasorda	Los Angeles - WC
	Fourth (WD)xx	27	26	6		
1982	Second (WD)	88	74	1	Tommy Lasorda	St. Louis - WC
1983	First (WD)	91	71	3	Tommy Lasorda	Philadelphia
1984	Fourth (WD)	79	83	13	Tommy Lasorda	San Diego
1985	First (WD)	95	67	5 1/2	Tommy Lasorda	St. Louis
1986	Fifth (WD)	73	89	23	Tommy Lasorda	New York - WC
1987	Fourth (WD)	73	89	17	Tommy Lasorda	St. Louis
1988	First (WD)	94	67	7	Tommy Lasorda	Los Angeles - WC
1989	Fourth (WD)	77	83	14	Tommy Lasorda	San Francisco
1990	Second (WD)	86	76	5	Tommy Lasorda	Cincinnati - WC
1991	Second (WD)	93	69	1	Tommy Lasorda	Atlanta
1992	Sixth (WD)	63	99	35	Tommy Lasorda	Atlanta
Totals	1890-1992	8,215-7,487		.523		
	1900-1992	7,506-6,848		.523		

Finishes from 1900: First - 21, Second - 19, Third - 10, Fourth - 7, Fifth - 9, Sixth - 16, Seventh - 9, Eighth - 2, First Division - 53, Second Division - 40

** Tied +Tied for first at end of regular season but lost playoffs. ++Won playoff and World Championship

WC World Champions: x First Half xx Second Half WD Western Division

Legend for Dodger Records

** Major League Record, * Co-holds Major League Record, † National League Record, ‡ Co-holds National League Record, §§ Modern National League Record, § Co-holds Modern National League Record, † Major League record for 162-game season

BROOKLYN AND LOS ANGELES DODGERS INDIVIDUAL SINGLE SEASON RECORDS (Since 1890)

Batting Records:				
Highest Batting Average§§	.393	Duke Snider (August, 1953)	15	Most Home Runs In One Month
Babe Herman (1930)		Pedro Guerrero (June, 1985)		
Highest Slugging Percentage	.678	Most Home Runs, Rookie Season	25	
Babe Herman (1930)		Del Bissonette (1928)		
Highest On-Base Percentage	.455	Most Grand Slams	3	
Babe Herman (1930)		Kal Daniels (1990)		
Most Games†	165	Most Extra Base Hits	94	
Maury Wills (1962)		Babe Herman (1930)		
Most Games (Brooklyn)	158	Most Total Bases	416	
Carl Furillo, Gil Hodges (1951)		Babe Herman (1930)		
Most At-Bats	695	Most Runs Batted In	153	
Maury Wills (1962)		Tommy Davis (1962)		
Most At-Bats (Brooklyn)	667	Most Runs Batted In (Brooklyn)	142	
Carl Furillo (1951)		Roy Campanella (1953)		
Most Runs	148	Most Walks†	148	
Hub Collins (1890)		Eddie Stanky (1945)		
Since 1900	143	Most Strikeouts	149	
Babe Herman (1930)		Bill Grabarkewitz (1970)		
Most Hits	241	Most Strikeouts (Brooklyn)	115	
Babe Herman (1930)		Dolph Camilli (1941)		
Most Singles	187	Fewest Strikeouts (150 Games)	15	
"Wee" Willie Keeler (1899)		Jim Johnston (1923)		
Since 1900	179	Most Hit By Pitch	16	
"Wee" Willie Keeler (1900)		Lou Johnson (1965)		
Maury Wills (1962)		Most Hit By Pitch (Brooklyn)	14	
Most Doubles	52	Jackie Robinson (1952)		
John Frederick (1929)		Most Sacrifices		
Most Triples	26	(including sacrifice flies)	39	
George Treadway (1894)		Jake Daubert (1915)		
Since 1900	22	Most Sacrifice Hits	32	
Hy Myers (1920)		Jim Casey (1907)		
Most Home Runs		Most Sacrifice Flies**	19	
(Left-Handed Batter)	43	Gil Hodges (1954)		
Duke Snider (1956)		Most Stolen Bases	104	
Most Home Runs		Maury Wills (1962)		
(Right-Handed Batter)	42	Most Stolen Bases (Brooklyn)	88	
Gil Hodges (1954)		Monte Ward (1892)		
Most Home Runs At Home	25	Since 1900	67	
Gil Hodges (1954)		Jimmy Sheckard (1903)		
Duke Snider (1956)		Most Pinch-Hits	17	
Most Home Runs On The Road	24	Mitch Webster (1992)		
Gil Hodges (1951)				

Most Pinch-Hits (Brooklyn) Sid Gaultreaux (1936)	16	Since 1900 Oscar Jones (1904)	38
Most Pinch-Homers** John Frederick (1932)	6	Most Games Finished†† Mike Marshall (1974)	83
Most Grounded Into Double Plays Carl Furillo (1956)	27	Most Games Finished (Brooklyn) Clem Labine (1956)	47
Fewest Grounded Into Double Plays Pete Reiser (1942)	0	Most Innings Pitched Brickyard Kennedy (1893) Since 1900 Oscar Jones (1904)	382.2 377.0
Pitching Records:			
Most Victories – (Right-Hander) Tom Lovett (1890)	30	Most Saves Jay Howell (1989)	28
Since 1900 Joe McGinnity (1900)	29	Most Saves (Brooklyn) Jim Hughes (1954)	24
Most Victories – (Left-Hander)§ Sandy Koufax (1966)	27	Most Strikeouts§§ Sandy Koufax (1965)	382
Most Victories- (Left-Hander-Brooklyn) Nap Rucker (1911)	22	Most Strikeouts (Brooklyn) Dazzy Vance (1924)	262
Highest Winning Percentage (Los Angeles) Phil Regan (1966)	.933 (14-1)	Most Base on Balls Bill Donovan (1901)	151
Highest Winning Percentage (Brooklyn) Fred Fitzsimmons (1940)	.889 (16-2)	Most Hit Batsmen** Joe McGinnity (1900)	41
Highest Winning Percentage (20-Game Winner)† Preacher Roe (1951)	.880 (22-3)	Most Wild Pitches Sandy Koufax (1958)	17
Lowest Earned Run Average Rube Marquard (1916)	1.58	Most Wild Pitches (Brooklyn) Larry Cheney (1916)	15
Most Games Lost George Bell (1910)	27	Most Runs Harry McIntyre (1905)	188
Most Games** Mike Marshall (1974)	106	Most Earned Runs Burleigh Grimes (1925)	138
Most Games (Brooklyn) Clem Labine (1956)	62	Most Hits Joe McGinnity (1900)	364
Most Games Started Bill Terry (1890)	44	Most Home Runs Don Sutton (1970)	38
George Haddock (1892)		Most Home Runs (Brooklyn) Don Newcombe (1955)	35
Brickyard Kennedy (1893)		Most Shutouts (Left-Hander)†† Sandy Koufax (1963)	11
Since 1900 Don Drysdale (1963 and 1965)	42	Most Shutouts (Right-Hander) Don Sutton (1972)	9
Most Complete Games Brickyard Kennedy (1893)	40	Most Shutouts (Brooklyn) Burleigh Grimes (1918) Whit Wyatt (1941)	7

LOS ANGELES INDIVIDUAL SINGLE SEASON RECORDS (1958-1992)

Batting Records:			
Highest Batting Average (Right-Handed) Tommy Davis (1962)	.346	Most Home Runs (Left-Handed) Darryl Strawberry (1991)	28
Highest Batting Average (Left-Handed) Wally Moon (1961)	.328	Most Home Runs, One Month Pedro Guerrero (June, 1985)	15
Highest Slugging Average (Left-Handed) Reggie Smith (1977)	.615	Most Home Runs At Home Steve Garvey (1979)	20
Highest Slugging Average (Right-Handed) Pedro Guerrero (1985)	.577	Most Home Runs On The Road Pedro Guerrero (1985)	20
Highest On-Base Percentage Wally Moon (1960)	.438	Most Grand Slams Kal Daniels (1990)	3
Most Games‡ Maury Wills (1962)	165	Most Homers, Rookie Season Frank Howard (1960)	23
Most At-Bats Maury Wills (1962)	695	Most Extra Base Hits Steve Garvey (1978)	66
Most Runs Maury Wills (1962)	130	Most Total Bases Tommy Davis (1962)	356
Most Hits Tommy Davis (1962)	230	Most Runs Batted In Tommy Davis (1962)	153
Most Singles Maury Wills (1962)	179	Most Bases on Balls Jimmy Wynn (1975)	110
Most Doubles Wes Parker (1970)	47	Most Strikeouts Bill Grabarkewitz (1970)	149
Most Triples Willie Davis (1970)	16	Fewest Strikeouts (150 Games) Jim Gilliam (1960)	28
Most Home Runs (Right-Handed) Steve Garvey (1977)	33	Most Hit By Pitch Lou Johnson (1965)	16
Pedro Guerrero (1985)		Most Sacrifices (including sacrifice flies) Brett Butler (1992)	25
		Most Sacrifice Hits Brett Butler (1992)	24

Most Sacrifice Flies	13	Most Hit Batsmen	20
Reggie Smith (1978)		Don Drysdale (1961)	
Most Stolen Bases	104	Most Wild Pitches	17
Maury Wills (1962)		Sandy Koufax (1958)	
Most Caught Stealing	31	Most Runs	127
Maury Wills (1965)		Don Sutton (1970)	
Most Pinch-Hits	17	Most Earned Runs	118
Mitch Webster (1992)		Don Sutton (1970)	
Most Grounded Into Double Plays	25	Most Hits	298
Steve Garvey (1979)		Claude Osteen (1967)	
Fewest Grounded Into Double Plays	1	Most Home Runs	38
John Roseboro (1961)		Don Sutton (1970)	
Pitching Records:		Most Shutouts (Left-Hander)††	11
Most Victories (Right-Hander)	25	Sandy Koufax (1963)	
Don Drysdale (1962)		Most Shutouts (Right-Hander)	9
Most Victories – (Left-Hander)§	27	Don Sutton (1972)	
Sandy Koufax (1966)		Fielding Records:	
Highest Winning Percentage	.933 (14-1)	Most Putouts	1606
Phil Regan (1966)		Steve Garvey (1977)	
Lowest Earned Run Average	1.73	Most Assists	560
Sandy Koufax (1966)		Bill Russell (1973)	
Most Games Lost	18	Most Total Chances	1669
Claude Osteen (1968) and		Steve Garvey (1977)	
Don Sutton (1969)		Most Double Plays	171
Most Games**	106	Gil Hodges (1951)	
Mike Marshall (1974)		Most Double Plays (Los Angeles)	138
Most Games Started	42	Steve Garvey (1976)	
Don Drysdale (1963 and 1965)		Highest Fielding Average	
Most Complete Games	27	(By an Infielder)	.998
Sandy Koufax (1965 and 1966)		Steve Garvey (1976) 1653 chances	
Most Games Finished (Right-Hander)**	83	Highest Fielding Average	
Mike Marshall (1974)		(By an Outfielder)	1.000*
Most Games Finished (Left-Hander)	52	Brett Butler (1991) 380 chances	
Ron Perranoski (1964)		Fewest Errors	
Most Innings Pitched	335.2	(By an Infielder)	
Sandy Koufax (1965)		Steve Garvey (1976) 1653 chances	3
Most Saves	28	(By an Outfielder)	
Jay Howell (1989)		Brett Butler (1991) 380 chances	0*
Most Strikeouts (Left-Hander)§§	382	Most Errors (Los Angeles)	42
Sandy Koufax (1965)		Jose Offerman (1992)	
Most Strikeouts (Right-Hander)	251		
Don Drysdale (1963)			
Most Bases On Balls	124		
Fernando Valenzuela (1987)			

*Co-holds Major League Record for an outfielder who played 150 or more games

BROOKLYN AND LOS ANGELES SINGLE SEASON CLUB BATTING RECORDS

Highest Batting Average – .313 (1894); Since 1900: .304 (1930)	Most Grand Slam Home Runs – 8 (1952)
Most Games – 165 (1962)	Most RBI – 887 (1953)
Most At-Bats – 5642 (1982)	Most Total Bases – 2545 (1953)
Most Runs – 1021 (1894)	Highest Slugging Average – .474 (1953)
Since 1900: 955 (1953)	Highest On-Base Percentage – .378 (1894); Since 1900: .366 (1953)
Most Hits – 1654 (1930)	Most Stolen Bases – 409 (1892); Since 1900: 274 (1900)
Most Singles – 1223 (1925)	Most Walks – 732 (1947)††
Most Doubles – 303 (1930)	Most Strikeouts – 980 (1968)
Most Triples – 130 (1894); Since 1900: 99 (1920)	Fewest Strikeouts – 318 (1922)
Most Home Runs – 208 (1953)	

BROOKLYN AND LOS ANGELES SINGLE SEASON CLUB BATTING RECORDS

Highest Batting Average – .272 (1974)	Highest Slugging Average – .418 (1977)
Most Games – 165 (1962)	Highest On-Base Percentage – .346 (1974)
Most At-Bats – 5642 (1982)	Most Stolen Bases – 198 (1962)
Most Runs – 842 (1962)	Most Walks – 611 (1975)
Most Hits – 1515 (1970)	Most Strikeouts – 980 (1968)
Most Singles – 1128 (1970)	Fewest Strikeouts – 744 (1976); 550 (1981-strike shortened season)
Most Doubles – 251 (1978)	Most Sacrifices – 164 (1964)
Most Triples – 67 (1970)	Most Sacrifice Hits – 120 (1964)
Most Home Runs – 191 (1977)	Most Sacrifice Flies – 64 (1974)
Most Grand Slam Home Runs – 6 (1960, 1977, 1979, and 1985)	Fewest Grounded Into Double Play – 79 (1965)
Most Pinch-Homers – 8 (1983 and 1992)	Most Left on Base – 1223 (1982)
Most RBI – 781 (1962)	
Most Total Bases – 2336 (1977)	

BROOKLYN SINGLE SEASON CLUB BATTING RECORDS

Highest Batting Average – .313 (1894)	Most Pinch-Homers – 7 (1932)
Most Games – 157 (1951)	Most RBI – 887 (1953)
Most At-Bats – 5574 (1936)	Most Total Bases – 2545 (1953)
Most Runs – 955 (1953)	Highest Slugging Average – .474 (1953)
Most Hits – 1654 (1930)	Highest On-Base Percentage – .378 (1894)
Most Singles – 1223 (1925)	Most Stolen Bases – 409 (1892)
Most Doubles – 303 (1930)	Most Walks – 732 (1947) ††
Most Triples – 130 (1894)	Most Intentional Walks – 91 (1956)
Most Home Runs – 208 (1953)	Most Strikeouts – 848 (1957)
Most Grand Slams – 8 (1952)	Fewest Strikeouts – 318 (1922)

BROOKLYN AND LOS ANGELES SINGLE SEASON CLUB PITCHING RECORDS

Most Saves – 49 (1988)	Fewest Walks – 258 (1919)
Most Complete Games – 135 (1904)	Most Walks – 671 (1946)
Most Innings Pitched – 1491 (1973)	Most Strikeouts – 1122 (1960)
Most Runs – 1007 (1894)	Fewest Strikeouts – 216 (1895)
Fewest Runs – 463 (1918)	Most Shutouts – 24 (1963 and 1988)
Most Hits – 1608 (1925)	Lowest Earned Run Average – 2.12 (1916)
Fewest Hits – 1024 (1918); 904 (1981-strike shortened season)	Most Home Runs Allowed – 173 (1958)
	Fewest Home Runs Allowed – 10 (1902)

LOS ANGELES SINGLE SEASON CLUB PITCHING RECORDS

Most Saves – 49 (1988)	Most Walks – 614 (1959)
Most Complete Games – 58 (1965)	Most Strikeouts – 1122 (1960)
Most Innings Pitched – 1491 (1973)	Fewest Strikeouts – 747 (1976)
Most Runs – 761 (1958)	Most Shutouts – 24 (1963 and 1988)
Fewest Runs – 490 (1966)	Lowest Earned Run Average – 2.62 (1966)
Most Earned Runs – 680 (1958)	Most Wild Pitches – 70 (1958)
Fewest Earned Runs – 425 (1966)	Most Homers Allowed – 173 (1958)
Fewest Hits – 1196 (1972); 904 (1981-strike shortened season)	Fewest Homers Allowed – 65 (1968)
Most Hits – 1428 (1986)	Most Intentional Walks – 101 (1967)
Fewest Walks – 356 (1966); 302 (1981-strike shortened season)	Fewest Intentional Walks – 9 (1974)

BROOKLYN SINGLE SEASON CLUB PITCHING RECORDS

Most Saves – 37 (1955)	Fewest Walks – 258 (1919)
Most Complete Games – 135 (1904)	Most Walks – 671 (1946)
Most Innings Pitched – 1433 (1940)	Most Strikeouts – 891 (1957)
Most Runs – 1007 (1894)	Fewest Strikeouts – 216 (1895)
Fewest Runs – 463 (1918)	Most Shutouts – 22 (1906 and 1916)
Fewest Hits – 1024 (1918)	Lowest Earned Run Average – 2.12 (1916)
Most Hits – 1608 (1925)	

BROOKLYN AND LOS ANGELES SINGLE SEASON CLUB FIELDING RECORDS

Highest Fielding Percentage – .982 (1952)	Most Errors – 432 (1891)
Lowest Fielding Percentage – .924 (1891) Since 1900: – .937 (1905)	Since 1900: – 408 (1905)
Most Putouts – 4473 (1973)	Fewest Errors – 106 (1952)
Fewest Putouts – 3992 (1938)	Most Double Plays – 198 (1958)
Most Assists – 1946 (1982)	Fewest Double Plays – 73 (1891 and 1906)
Fewest Assists – 1573 (1961)	Most Passed Balls – 24 (1973)
Most Total Chances – 6550 (1982)	Fewest Passed Balls – 4 (1951, 1953 and 1954)
Fewest Total Chances – 5845 (1938)	Most Consecutive Errorless Games – 11 (May 5-16, 1979)

LOS ANGELES SINGLE SEASON CLUB FIELDING RECORDS

Highest Fielding Percentage – .981 (1959, 1973, 1977, 1979, 1980 and 1989)	Most Errors – 193 (1962)
Lowest Fielding Percentage – .970 (1962)	Fewest Errors – 114 (1959)
Most Putouts – 4473 (1973)	Most Double Plays – 198 (1958)
Fewest Putouts – 4105 (1958)	Fewest Double Plays – 106 (1975)
Most Assists – 1946 (1982)	Most Passed Balls – 24 (1973)
Fewest Assists – 1573 (1961)	Fewest Passed Balls – 6 (1958)
Most Total Chances – 6550 (1982)	Most Consecutive Errorless Games – 11 (May 5-16, 1979)
Fewest Total Chances – 5882 (1961)	

BROOKLYN AND LOS ANGELES CLUB GENERAL RECORDS

Most Games Played: 165 (1962)	Most Games Won on the Road:
Most Games Won:	51 (1952) – Brooklyn
105 (1953) – Brooklyn	50 (1974) – Los Angeles
102 (1962 and 1974) – Los Angeles	Fewest Games Won on the Road:
Most Games Lost:	19 (1905) – Brooklyn
105 (1905) – Brooklyn	26 (1992) – Los Angeles
99 (1992) – Los Angeles	Most Games Lost on the Road:
Best Winning Percentage:	57 (1905) – Brooklyn
.682 (105-49, 1953) – Brooklyn	55 (1992) – Los Angeles
.630 (102-60, 1974) – Los Angeles	Fewest Games Lost on the Road:
Worst Winning Percentage:	24 (1952) – Brooklyn
.316 (48-104, 1905) – Brooklyn	31 (1974 and 1988) – Los Angeles
.389 (63-99, 1992) – Los Angeles	Best Winning Percentage on the Road:
Most Games Won in a Month:	.680 (51-24, 1952) – Brooklyn
25 (July 1947 and Aug. 1953) – Brooklyn	.617 (50-31, 1974) – Los Angeles
22 (Sept.-Oct. 1965 and Sept.-Oct. 1991) – Los Angeles	Worst Winning Percentage on the Road:
Most Games Lost in a Month:	250 (19-57, 1905) – Brooklyn
27 (Sept. 1908) – Brooklyn	.321 (26-55, 1992) – Los Angeles
20 (July 1968, June 1979 and Sept.-Oct. 1992) – Los Angeles	Most Night Games Won in a Season:
Most Games Won at Home:	72 (1977)
60 (1953) – Brooklyn	Most Extra Inning Games in a Season:
55 (1980) – Los Angeles	Brooklyn – 25 (1910) Record: 10-14-1
Fewest Games Won at Home:	Los Angeles – 27† (1967) Record: 10-17
27 (1908) – Brooklyn	Most Extra Inning Games Won in a Season:
37 (1992) – Los Angeles	15 (1973)
Fewest Games Lost at Home:	Most Extra Inning Games Lost in a Season:
17 (1953) – Brooklyn	17 (1967)
27 (1978, 1980 and 1991) – Los Angeles	Most Games Won from a Club at Home:
Most Games Lost at Home:	16 vs. Pittsburgh (1890)**
50 (1908) – Brooklyn	Most Games Won from a Club on the Road:
44 (1992) – Los Angeles	11 vs. Philadelphia (1945)*
Best Winning Percentage at Home:	Most Years Played: 18
.779 (60-17, 1953) – Brooklyn	Zack Wheat (1909-1926) and
.671 (55-27, 1980) – Los Angeles	Bill Russell (1969-1986)
Worst Winning Percentage at Home:	Most Postponed Games:
.351 (27-50, 1908) – Brooklyn	20 (1952) – Brooklyn
.457 (37-44, 1992) – Los Angeles	8 (1976) – Los Angeles
	Most Players Used in a Season:
	53 (1944) – Brooklyn
	48 (1987) – Los Angeles

BROOKLYN AND LOS ANGELES CONSECUTIVE RECORDS

Individual Pitching:	Strikeouts at the Start of a Game:	6
Shutout Innings:	Andy Messersmith (May 28, 1973 vs. Philadelphia)	
Orel Hershiser (Aug. 30-Sept. 28, 1988)**	Most Strikeouts, Two	
Shutouts:	Consecutive Games:	31
6	Sandy Koufax (Aug. 24 and 31, 1959)	
Don Drysdale (May 14-June 4, 1968)**	Most Strikeouts, Three	
Games Pitched, Reliever:	Consecutive Games:	41
13	Sandy Koufax (Aug. 24, 31 and Sept. 6, 1959)	
Mike Marshall (June 18-July 3, 1974)*††	Individual Batting:	
Games Won in a Season –	Hitting Streak – Los Angeles:	31
Los Angeles:	Willie Davis (Aug. 1-Sept. 3, 1969)	
13	Brooklyn:	29
Phil Regan (May 17-Sept. 23, 1966)	Zack Wheat (1916)	
Brooklyn:	Reached First Base Safely in a Game:	7
15	Cookie Lavagetto (Sept. 23, 1939 at Philadelphia)	
Dazy Vance (July 11-Sept. 18, 1924)	Reached First Base Safely:	14
Games Won in a Season (Starting Pitcher) –	Pedro Guerrero (July 23-26, 1985)††	
Los Angeles:	Hits – Brooklyn:	10
12	Edward Konetchy (June 28, 29 and July 1, 1919)	
Burt Hooton (May 13 – Sept. 28, 1975)	Los Angeles:	9
Games Lost in a Season –	Ron Cey (July 2-4, 1977)	
Los Angeles:	Hits, Three Consecutive Games:	12
11	"Wee" Willie Keeler (June 19-21, 1901)§	
Rick Honeycutt (May 18-Aug. 26, 1987)	Milton Stock (June 30 – July 2, 1925)§	
Brooklyn:	Hits, Four Consecutive Games:	16
14	Milton Stock (June 30, July 1, 2 and 3, 1925)§§	
James Pastorius (1908)		
Strikeouts in a Game:		
8		
Johnny Podres (July 2, 1962 vs. Philadelphia)		
Strikeouts in a Game by a Relief Pitcher:		
6		
Pete Richert (April 12, 1962 vs. Cincinnati)		
Ron Perranoski (Sept. 12, 1966 vs. St. Louis)		
Strikeouts, First Major League Game:		
6		
Karl Spooner (Sept. 22, 1954 vs. New York Giants)†		
Pete Richert (April 12, 1962 vs. Cincinnati)†		

BROOKLYN AND LOS ANGELES CONSECUTIVE RECORDS (continued)

Long Hits:	5	Hits in an Inning:	10
Steve Garvey (Aug. 28, 1977 vs. St. Louis)		(June 23, 1930 vs. Pittsburgh – 6th inning)*	
Consecutive Games Played:	1,107	Club General:	
Steve Garvey (Streak started Sept. 3, 1975 and went through the end of the 1982 season)		Games Won – Los Angeles:	13
Consecutive Years Played All Games:	7	(May 21-June 1, 1962) and (September 16-30, 1965)	
Steve Garvey (1976-1982)††		Brooklyn:	15
Stolen Bases:	38	(Aug. 29-Sept. 6, 1924)	
Davey Lopes (June 10-Aug. 24, 1975)		Games Lost – Los Angeles:	10
Club Batting:		(August 14-24, 1961 and June 10-21, 1992)	
Consecutive Games Hitting a Homer:	24	Brooklyn: (1944)	16
(June 18-July 10, 1953)††		Games Won From a Club on the Road:	18
Batters Reached Safely in an Inning:	19	vs. Pittsburgh (1945-1946)*	
(May 21, 1952 vs. Cincinnati)**		Doubleheaders Won in a Season:	4
Hits, Game:	12	(Sept. 1-4, 1924)*	
(June 23, 1930 vs. Pittsburgh – 6th and 7th innings)*		Games Making at Least One Double Play:	23
		(1952)††	

BROOKLYN AND LOS ANGELES SINGLE-GAME RECORDS

Club General:		Most Runs Allowed – Inning:	13
Longest Game by Innings:	*26	June 25, 1910 at Boston – 1st Inning	
May 1, 1920 at Boston Braves (Dodgers and Braves tied 1-1)		Los Angeles:	10
Longest Game by Innings – Los Angeles:	22	Sept. 3, 1975 at Cincinnati – 4th Inning	
June 3, 1989 at Houston (Astros won 5-4)		Most Hits Allowed – Los Angeles:	26
August 23, 1989 at Montreal (Dodgers won 1-0)		May 13, 1958 vs. San Francisco	
Longest Game by Innings at Home:	19	Brooklyn:	27
May 24, 1973 vs. New York (Mets won 7-3)		June 8, 1940 at Cincinnati	
Longest Nine-Inning Game at Home, Time:	+4:18	No-Hitters:	19
Oct. 2, 1962 vs. San Francisco		Last Time – Kevin Gross (Aug. 17, 1992 vs. San Francisco)	
Longest Extra Inning Game on the Road, Time:	**7:14	Opponent No-Hitters: Done many times	
June 3, 1989 at Houston		Last Time – Dennis Martinez (Montreal), July 28, 1991-Perfect Game	
Longest Extra Inning Game at Home, Time:	5:42	Most Pitchers Used:	9
May 24, 1973 vs. New York		June 3, 1989 vs. Houston – 22 innings	
Shortest Game on the Road, Time:	0:55	Sept. 16, 1991 vs. Cincinnati – 12 innings	
Sept. 21, 1919 at Cincinnati		Nine-Inning Game:	8
Shortest Game at Home, Time:	1:30	Sept. 25, 1946 vs. Philadelphia+	
May 20, 1972 vs. Houston		Aug. 24, 1957 vs. Milwaukee +	
Most Players Used:	++28	Most Pitchers Used in an Inning:	5
Sept. 13, 1982 vs. San Diego – 16 innings		May 21, 1927 vs. Chicago – 9th Inning	
		Aug. 26, 1987 vs. New York – 8th Inning	
		Sept. 16, 1991 vs. Cincinnati – 9th Inning	
		Club Batting:	
		Most At-Bats:	85
		May 1, 1920 at Boston – 26 innings	
		Los Angeles:	80
		August 23, 1989 at Montreal – 22 innings	
		Most Hits – Brooklyn:	28
		June 23, 1930 at Pittsburgh and Aug. 22, 1917 vs. Pittsburgh – 22 innings	
		Los Angeles:	24
		Aug. 20, 1974 vs. Chicago	
		Most Hits – Inning:	12
		May 21, 1952 vs. Cincinnati	
		Most Runs:	25
		May 20, 1896 vs. Pittsburgh	
		Sept. 23, 1901 vs. Cincinnati	
		Los Angeles:	19
		June 28, 1969 at San Diego	
		May 26, 1970 at San Francisco	
		Most Runs in an Inning:	\$15
		May 21, 1952 vs. Cincinnati – 1st Inning	
		Los Angeles:	10
		June 28, 1969 vs. Cincinnati – 3rd Inning	
		July 4, 1971 vs. San Francisco – 8th Inning	
		Most Doubles:	9
		July 24, 1894 vs. Boston	
		June 4, 1939 vs. Philadelphia	
		Most Triples:	5
		Aug. 23, 1902 vs. Pittsburgh	
		July 7, 1921 vs. New York	

†† National League Record for an extra inning game

† Longest nine-inning game in major league history

* Longest game in Major League history

** Longest night game in National League history

Club Pitching:

Most Strikeouts:	22
(Aug. 8, 1972 vs. Cin.) – 19 innings	
Nine Inning Game: 18, Done five times	
Last time: June 4, 1990 vs. Atlanta	
Most Walks Allowed:	17
April 30, 1944 at New York Giants	
In Los Angeles: (July 27, 1990 vs. Atlanta)	15
Most Runs Allowed	28
(Aug. 25, 1891 vs. Chicago)	
Since 1900: (April 30, 1944 vs. New York Giants)	26
In Los Angeles: (May 20, 1967 vs. Chicago)	20

Most Triples in an Inning:	4	Francisco and April 24, 1962 at Chicago); Ramon Martínez (June 4, 1990 vs. Atlanta)
Aug. 23, 1902 vs. Pittsburgh		
Most Home Runs:	7	Strikeouts – Game – In Brooklyn: 16 Nap Rucker (1909)
May 5, 1976 at Chicago		
May 25, 1979 vs. Cincinnati		Strikeouts, First Major League Game: 15 Karl Spooner (Sept. 22, 1954 vs. New York Giants)
Brooklyn:	6	
June 28, 1924 vs. Philadelphia		Three Strikeouts on Nine Pitches – Inning: D.C. Patty Ragan (Oct. 5, 1914 vs. Boston Braves- 8th Inning); Dazzy Vance (Sept. 14, 1924 vs. Cincinnati – 3rd Inning); Sandy Koufax (June 30, 1962 vs. New York – 1st Inning and April 18, 1964 at Cincinnati – 3rd Inning)
Most Grand Slams:	2	
Sept. 23, 1901 at Cincinnati		
Aug. 23, 1985 at Montreal		
Most Total Bases:	48	
Aug. 20, 1974 vs. Chicago		
Brooklyn:	46	
Sept. 23, 1939 at Philadelphia		
Most Stolen Bases:	8	Most Wild Pitches: 5 Larry Cheney (July 9, 1918 at St. Louis)
Aug. 22, 1948 vs. Boston		
Aug. 24, 1974 vs. St. Louis		Most Walks Allowed: 11 Harry McIntyre (Aug. 9, 1906 vs. Chicago); Sandy Burk (Sept. 23, 1910 vs. St. Louis); Van Lingle Mungo (June 9, 1932 vs. Philadelphia); Hal Gregg (June 15, 1944 vs. New York-15 innings)
Most Batters Reaching First Base Safely in an Inning:	19	
May 21, 1952 vs. Cincinnati		
Most Walks:	17	
Aug. 27, 1903 vs. Philadelphia		
Most Hit Batters:	4	
July 17, 1900 vs. New York Giants		
Most Pinch-Hits:	6	Individual Batting:
Sept. 9, 1926 vs. Philadelphia		Most At-Bats: 10 Leon Cadore (May 1, 1920 at Boston, 26 innings); Jimmy Johnston (May 1, 1920 at Boston, 26 innings); Bernie Neis (May 1, 1920 at Boston, 26 innings); Ivy Olson (May 1, 1920 at Boston, 26 innings); Chuck Ward (May 1, 1920 at Boston, 26 innings); John Shelby (June 3, 1989 at Houston, 22 innings)
Most Pinch-Hitters:	9	Most Runs Scored: 5 By many players: Last Time – Steve Garvey (Aug. 28, 1977 vs. St. Louis)
Sept. 22, 1959 vs. St. Louis*		
Sept. 1, 1982 vs. St. Louis – 13 innings		
Sept. 8, 1985 vs. New York – 14 innings		
Most Sacrifice Hits in an Inning:	3	Most Hits: 6 George Cutshaw (Aug. 9, 1915 at Chicago); Jack Fournier (June 29, 1923 at Philadelphia); John DeBerry (June 23, 1929-14 innings vs. New York Giants); Walter Gilbert (May 30, 1931 at New York Giants); Cookie Lavagetto (Sept. 23, 1939 at Philadelphia); Willie Davis (May 24, 1973-19 innings vs. New York)
May 23, 1972 vs. San Francisco		
Most Runners Left on Base:	25	Most Hits, 1st Game in the Majors: 4 Casey Stengel (Sept. 17, 1912 at Pittsburgh)
July 27, 1990 vs. Atlanta		
Brooklyn:	20	Most Singles: 6 Willie Davis (May 24, 1973 vs. New York)
Aug. 21, 1954 vs. Milwaukee		
Most Plate Appearances without having a Walk:	81	Most Doubles: 3 By many players: Last Time-Willie Randolph (May 2, 1990 vs. Pittsburgh)
August 23, 1989 at Montreal		
Largest Winning Margin:	20	Most Triples: 3 Jimmy Sheckard (April 18, 1901 vs. Philadelphia)
May 24, 1892 vs. Washington (Dodgers won 24-4)		
Los Angeles:	19	Most Triples in an Inning: 2 Bill Dahlen (Aug. 30, 1900-8th inning)
June 28, 1969 vs. San Diego (Dodgers won 19-0)		
Largest Losing Margin:	21	Most Homers: 4 Gil Hodges (Aug. 31, 1950 vs. Boston Braves)
June 8, 1940 vs. Cincinnati (Dodgers lost 23-2)		
Los Angeles:	18	Los Angeles: 3 Don Demeter (April 21, 1959-11 innings vs. San Francisco); Jimmy Wynn (May 11, 1974 at San Diego); Davey Lopes (Aug. 20, 1974 at Chicago)
Aug. 8, 1965 at Cincinnati (Dodgers lost 18-0)		
Biggest Shutout Victory:	19-0	Consecutive Homers: 3 Gene Hermanski (Aug. 4, 1948 vs. Chicago); Duke Snider (May 30, 1950 at Cincinnati); Roy Campanella (Aug. 26, 1950 at Cincinnati); Tom Brown (Sept. 18, 1950 vs. Chicago)
(June 28, 1969 at San Diego)		
Biggest Shutout Loss:	18-0	Two Homers, One Right-Handed/ Left-Handed: James Russell (July 26, 1950 vs. St. Louis); Maury Wills (May 30, 1962 at New York); Jim Lefebvre (May 7, 1966 at Cincinnati); Wes Parker (June 5, 1966 at New York); Eddie Murray (April 18, 1990
(Aug. 8, 1965 at Cincinnati)		
Club Fielding:		
Most Putouts (Extra Innings):	78	
May 1, 1920 at Boston		
Most Assists (Extra Innings):	37	
August 17, 1902 vs. St. Louis		
Most Double Plays	6	
August 5, 1956 vs. St. Louis		
Most Errors (Los Angeles)	7	
Sept. 4, 1972 vs. Cincinnati		
Sept. 13, 1992 vs. San Francisco		
Individual Pitching:		
Most Innings Pitched:	26	
Leon Cadore (May 1, 1920 at Boston)		
In Los Angeles:	13	
Don Drysdale (May 22, 1959 vs. S.F.)		
Sandy Koufax (May 28, 1960 at Chicago)		
Most Strikeouts – Inning:	4	
Pete Richert (April 12, 1962 vs. Cincinnati) and Don Drysdale (April 17, 1965 vs. Philadelphia)		
Strikeouts – Game – In Los Angeles:	18	
Sandy Koufax (Aug. 31, 1959 vs. San		

at San Francisco and June 9, 1990 at San Diego)

Most Long Hits:	5
Steve Garvey (Aug. 28, 1977 vs. St. Louis)+	
Most Total Bases:	17
Gil Hodges (Aug. 31, 1950 vs. Boston)	
Los Angeles:	15
Davey Lopes (Aug. 20, 1974 vs. Chicago)	
Most RBI:	9
Gil Hodges (Aug. 31, 1950 vs. Boston Braves)	
Los Angeles:	8
Ron Cey (July 31, 1974 at San Diego)	
Most RBI in an Inning:	5
Dusty Baker (Sept. 13, 1977 vs. San Diego)	
Most Stolen Bases:	5
Davey Lopes (Aug. 24, 1974 vs. St. Louis)	
Most Sacrifice Hits:	4
Jake Daubert (Aug. 15, 1914 vs. Philadelphia)	
Most Walks:	5
Greg Brock (May 17, 1983 at Montreal)	
Most Strikeouts:	5
Bill Russell (June 9, 1971 vs. Philadelphia)	
Darryl Strawberry (May 1, 1991 at Montreal)	
Reached Base Safely in an Inning:	3
Pee Wee Reese (May 21, 1952 vs. Cincinnati)	

Individual Fielding:

Most Assists – By an Infielder:	12
Jim Gilliam (July 21, 1956 vs. St. Louis), Monte Ward (June 10, 1892)	
Most Assists – By a Catcher:	7
Bill Bergen (Aug. 23, 1909 vs. St. Louis)	
Most Assists – By a Pitcher:	13
Leon Cadore (May 1, 1920 vs. Boston – 26 innings)	

Most Assists in an Inning (Pitcher)	3
Steve Wilson (Aug. 25, 1992 vs. Pittsburgh)	
Most Assists in an Inning (Catcher)	3
Bruce Edwards (Aug. 15, 1946 vs. New York Giants – 4th Inning)	
Most Chances – By an Infielder:	16
Phil Lewis (July 20, 1905 vs. Cincinnati)	
Most Chances – By a Third Baseman:	13
Tony Cuccinello (July 12, 1934 vs. Cincinnati)	
Most Chances – By a First Baseman:	31
Ed Konetchy (May 1, 1920 vs. Boston – 26 Innings)	
Jake Daubert (May 6, 1910 vs. Boston)	22
Most Chances – By a Catcher:	24
Steve Yeager (Aug. 7, 1972 vs. Cincinnati – 19 Innings) ¹	
Most Chances – By a Pitcher:	13
Leon Cadore (May 1, 1920 vs. Boston – 26 Innings)	
Elmer Stricklett (Sept. 11, 1906 vs. Philadelphia)	12
Most Putouts	
Brooklyn:	30
Ed Konetchy (May 1, 1920 at Boston – 26 Innings)	
Los Angeles:	22
Steve Yeager (Aug. 7, 1972 vs. Cincinnati – 19 Innings)	
Most Errors:	5
Phillip Lewis (July 20, 1905 vs. Cincinnati)	
Most Errors, Inning:	3
Davey Lopes (June 2, 1973 vs. Montreal – 1st Inning)	

¹ National League Record for extra inning game

BROOKLYN AND LOS ANGELES CAREER TOP TEN – BATTING

Games:	Hits:	Doubles:
Wheat, Zack 2,322	Wheat, Zack 2,804	Wheat, Zack 464
Russell, Bill 2,181	Reese, Pee Wee 2,170	Snider, Duke 343
Reese, Pee Wee 2,166	Davis, Willie 2,091	Garvey, Steve 333
Hodges, Gil 2,006	Snider, Duke 1,995	Reese, Pee Wee 330
Gilliam, Jim 1,956	Garvey, Steve 1,968	Furillo, Carl 324
Davis, Willie 1,952	Russell, Bill 1,926	Davis, Willie 321
Snider, Duke 1,923	Furillo, Carl 1,910	Gilliam, Jim 304
Furillo, Carl 1,806	Gilliam, Jim 1,889	Hodges, Gil 294
Garvey, Steve 1,727	Hodges, Gil 1,884	Russell, Bill 293
Wills, Maury 1,593	Wills, Maury 1,732	Walker, Dixie 274
At-Bats:	RBI:	Triples:
Wheat, Zack 8,859	Snider, Duke 1,271	Wheat, Zack 171
Reese, Pee Wee 8,058	Hodges, Gil 1,254	Davis, Willie 110
Davis, Willie 7,495	Wheat, Zack 1,223	Myers, Hy 97
Russell, Bill 7,318	Furillo, Carl 1,058	Daubert, Jake 87
Gilliam, Jim 7,119	Garvey, Steve 992	Snider, Duke 82
Hodges, Gil 6,881	Reese, Pee Wee 885	Hummel, John 82
Snider, Duke 6,640	Campanella, Roy 856	Reese, Pee Wee 80
Garvey, Steve 6,543	Davis, Willie 849	Sheckard, Jimmy 76
Furillo, Carl 6,378	Cey, Ron 842	Daly, Tom 76
Wills, Maury 6,156	Robinson, Jackie 734	Johnston, Jimmy 73
Runs:	Stolen Bases:	Home Runs:
Reese, Pee Wee 1,338	Wills, Maury 490	Snider, Duke 389
Wheat, Zack 1,255	Lopes, Davey 418	Hodges, Gil 361
Snider, Duke 1,199	Davis, Willie 335	Campanella, Roy 242
Gilliam, Jim 1,163	Daly, Tom 298	Cey, Ron 228
Hodges, Gil 1,088	Sax, Steve 290	Garvey, Steve 211
Davis, Willie 1,004	Griffin, Mike 264	Furillo, Carl 192
Robinson, Jackie 947	Reese, Pee Wee 232	Guerrero, Pedro 171
Furillo, Carl 895	Sheckard, Jimmy 212	Davis, Willie 154
Griffin, Mike 882	Gilliam, Jim 203	Baker, Dusty 144
Wills, Maury 876	Wheat, Zack 203	Gamilli, Dolph 139

Total Bases:

Wheat, Zack	4,003
Snider, Duke	3,669
Hodges, Gil	3,357
Davis, Willie	3,094
Reese, Pee Wee	3,038
Garvey, Steve	3,004
Furillo, Carl	2,922
Gilliam, Jim	2,530
Russell, Bill	2,471
Cey, Ron	2,321

Batting Avg. (1,800+ AB):

Keeler, "Wee" Willie	.360
Herman, Babe	.339
Fournier, Jack	.337
Wheat, Zack	.317
Phelps, Babe	.315
Mota, Manny	.315
Jones, Fielder	.313
Robinson, Jackie	.311
Walker, Dixie	.311
Guerrero, Pedro	.309

Extra Base Hits:

Snider, Duke	814
Wheat, Zack	766
Hodges, Gil	703
Davis, Willie	585
Garvey, Steve	579
Furillo, Carl	572
Reese, Pee Wee	536
Cey, Ron	469
Robinson, Jackie	464
Gilliam, Jim	440

Walks:

Reese, Pee Wee	1,210
Gilliam, Jim	1,036
Hodges, Gil	925
Snider, Duke	893
Cey, Ron	765
Robinson, Jackie	740
Wheat, Zack	632
Lopes, Davey	603
Camilli, Dolph	584
Sciocchia, Mike	567

BROOKLYN AND LOS ANGELES CAREER TOP TEN - PITCHING**Wins:**

Sutton, Don	233
Drysdale, Don	209
Vance, Dazzy	190
Kennedy, Brickyard	174
Koufax, Sandy	165
Grimes, Burleigh	158
Osteen, Claude	147
Valenzuela, F.	141
Podres, Johnny	136
Rucker, Nap	134

Strikeouts:

Sutton, Don	2,696
Drysdale, Don	2,486
Koufax, Sandy	2,396
Vance, Dazzy	1,918
Valenzuela, F.	1,759
Podres, Johnny	1,331
Welch, Bob	1,292
Hershiser, Orel	1,230
Rucker, Nap	1,217
Osteen, Claude	1,162

Hits:

Sutton, Don	3,291
Kennedy, Brickyard	3,102
Drysdale, Don	3,084
Vance, Dazzy	2,579
Grimes, Burleigh	2,547
Osteen, Claude	2,350
Valenzuela, F.	2,099
Rucker, Nap	2,089
Podres, Johnny	2,009
Koufax, Sandy	1,754

Losses:

Sutton, Don	181
Drysdale, Don	166
Kennedy, Brickyard	150
Rucker, Nap	134
Vance, Dazzy	131
Osteen, Claude	126
Grimes, Burleigh	121
Valenzuela, F.	116
Podres, Johnny	104
Mungo, Van Lingle	99

Saves:

Brewer, Jim	125
Perranoski, Ron	101
Howell, Jay	85
Labine, Clem	83
Niederfuhr, Tom	64
Hough, Charlie	60
Howe, Steve	59
Casey, Hugh	50
Roebuck, Ed	43
Marshall, Mike	42

Walks:

Kennedy, Brickyard	1,128
Sutton, Don	996
Valenzuela, F.	915
Drysdale, Don	855
Koufax, Sandy	817
Vance, Dazzy	764
Grimes, Burleigh	744
Rucker, Nap	701
Mungo, Van Lingle	697
Podres, Johnny	670

Games:

Sutton, Don	550
Drysdale, Don	518
Brewer, Jim	474
Perranoski, Ron	457
Labine, Clem	425
Hough, Charlie	401
Koufax, Sandy	397
Kennedy, Brickyard	381
Vance, Dazzy	378
Podres, Johnny	366

Complete Games:

Kennedy, Brickyard	279
Vance, Dazzy	212
Grimes, Burleigh	205
Rucker, Nap	186
Drysdale, Don	167
Pfeffer, Jeff	157
Sutton, Don	156
Koufax, Sandy	137
Stein, Ed	136
McIntyre, Harry	119

Shutouts:

Sutton, Don	52
Drysdale, Don	49
Koufax, Sandy	40
Rucker, Nap	38
Osteen, Claude	34
Vance, Dazzy	30
Valenzuela, F.	29
Pfeffer, Jeff	25
Podres, Johnny	23
Welch, Bob	23
Hershiser, Orel	23

Games Started:

Sutton, Don	533
Drysdale, Don	465
Osteen, Claude	335
Kennedy, Brickyard	332
Vance, Dazzy	326
Valenzuela, F.	320
Koufax, Sandy	314
Podres, Johnny	310
Grimes, Burleigh	285
Rucker, Nap	273

Innings Pitched:

Sutton, Don	3,814.0
Drysdale, Don	3,432.1
Kennedy, Brickyard	2,857.0
Vance, Dazzy	2,758.0
Grimes, Burleigh	2,425.2
Osteen, Claude	2,397.1
Rucker, Nap	2,375.1
Valenzuela, F.	2,348.2
Koufax, Sandy	2,324.1
Podres, Johnny	2,029.1

ERA (1,100+ Innings):

Pfeffer, Jeff	2.31
Rucker, Nap	2.42
Koufax, Sandy	2.76
Hershiser, Orel	2.87
Smith, Sherry	2.91
Drysdale, Don	2.95
Scanlan, Doc	2.96
John, Tommy	2.98
Singer, Bill	3.03
Osteen, Claude	3.09

LOS ANGELES CAREER TOP TEN - BATTING

Games:

Russell, Bill	2,181
Davis, Willie	1,952
Garvey, Steve	1,727
Wills, Maury	1,593
Cey, Ron	1,481
Scioscia, Mike	1,441
Fairly, Ron	1,306
Parker, Wes	1,288
Roseboro, John	1,254
Yeager, Steve	1,219

Stolen Bases:

Wills, Maury	490
Lopes, Davey	418
Davis, Willie	335
Sax, Steve	290
Russell, Bill	167
Landreaux, Ken	119
Gilliam, Jim	112
Duncan, Mariano	97
Buckner, Bill	93
Guerrero, Pedro	86

Extra Base Hits:

Davis, Willie	585
Garvey, Steve	579
Cey, Ron	469
Russell, Bill	396
Guerrero, Pedro	364
Baker, Dusty	335
Lopes, Davey	303
Marshall, Mike	298
Roseboro, John	294
Parker, Wes	290

At-Bats:

Davis, Willie	7,495
Russell, Bill	7,318
Garvey, Steve	6,543
Wills, Maury	6,156
Cey, Ron	5,216
Lopes, Davey	4,590
Scioscia, Mike	4,373
Sax, Steve	4,312
Gilliam, Jim	4,158
Parker, Wes	4,157

Doubles:

Garvey, Steve	333
Davis, Willie	321
Russell, Bill	293
Cey, Ron	223
Scioscia, Mike	198
Parker, Wes	194
Baker, Dusty	179
Gilliam, Jim	176
Sax, Steve	172
Guerrero, Pedro	169

Batting Avg. (1,800+ AB):

Mota, Manny	.315
Guerrero, Pedro	.309
Davis, Tommy	.304
Garvey, Steve	.301
Buckner, Bill	.289
Moon, Wally	.286
Sax, Steve	.282
Baker, Dusty	.281
Wills, Maury	.281
Davis, Willie	.279

Runs:

Davis, Willie	1,004
Wills, Maury	876
Garvey, Steve	852
Russell, Bill	796
Lopes, Davey	759
Cey, Ron	715
Gilliam, Jim	630
Sax, Steve	574
Guerrero, Pedro	561
Baker, Dusty	549

Triples:

Davis, Willie	110
Russell, Bill	57
Wills, Maury	56
Roseboro, John	44
Lopes, Davey	39
Garvey, Steve	35
Parker, Wes	32
Crawford, Willie	29
Sax, Steve	28
Gilliam, Jim	26

Walks:

Cey, Ron	765
Gilliam, Jim	631
Lopes, Davey	603
Scioscia, Mike	567
Parker, Wes	532
Fairly, Ron	522
Russell, Bill	483
Wills, Maury	456
Roseboro, John	444
Guerrero, Pedro	417

Hits:

Davis, Willie	2,091
Garvey, Steve	1,968
Russell, Bill	1,926
Wills, Maury	1,732
Cey, Ron	1,378
Sax, Steve	1,218
Lopes, Davey	1,204
Baker, Dusty	1,144
Scioscia, Mike	1,131
Guerrero, Pedro	1,113

Home Runs:

Cey, Ron	228
Garvey, Steve	211
Guerrero, Pedro	171
Davis, Willie	154
Baker, Dusty	144
Marshall, Mike	137
Howard, Frank	123
Yeager, Steve	100
Lopes, Davey	99
Smith, Reggie	97

RBI:

Garvey, Steve	992
Davis, Willie	849
Cey, Ron	842
Russell, Bill	627
Baker, Dusty	586
Guerrero, Pedro	585
Fairly, Ron	541
Marshall, Mike	484
Parker, Wes	470
Roseboro, John	465
Davis, Tommy	465

Total Bases:

Davis, Willie	3,094
Garvey, Steve	3,004
Russell, Bill	2,471
Cey, Ron	2,321
Wills, Maury	2,045
Guerrero, Pedro	1,843
Baker, Dusty	1,779
Lopes, Davey	1,744
Parker, Wes	1,560
Scioscia, Mike	1,557

LOS ANGELES CAREER TOP TEN - PITCHING

Wins:

Sutton, Don	233
Drysdale, Don	187
Koufax, Sandy	156
Osteen, Claude	147
Valenzuela, F.	141
Hershiser, Orel	116
Welch, Bob	115
Hooton, Burt	112
Podres, Johnny	95
John, Tommy	87

Losses:

Sutton, Don	181
Drysdale, Don	152
Osteen, Claude	126
Valenzuela, F.	116
Welch, Bob	86
Hooton, Burt	84
Hershiser, Orel	82
Koufax, Sandy	77
Singer, Bill	76
Podres, Johnny	74

Games:

Sutton, Don	550
Brewer, Jim	474
Drysdale, Don	459
Perranoski, Ron	457
Hough, Charlie	401
Osteen, Claude	339
Koufax, Sandy	335
Valenzuela, F.	331
Hooton, Burt	322
Niefenfueller, Tom	310

Games Started:

Sutton, Don	533
Drysdale, Don	424
Osteen, Claude	335
Valenzuela, F.	320
Koufax, Sandy	286
Welch, Bob	267
Hooton, Burt	265
Hershiser, Orel	249
Podres, Johnny	220
Reuss, Jerry	201

Complete Games:

Drysdale, Don	156
Sutton, Don	156
Koufax, Sandy	133
Valenzuela, F.	107
Osteen, Claude	100
Hooton, Burt	61
Hershiser, Orel	59
Singer, Bill	52
Podres, Johnny	50
Welch, Bob	47

Walks:

Sutton, Don	996
Valenzuela, F.	915
Drysdale, Don	763
Koufax, Sandy	709
Osteen, Claude	568
Welch, Bob	565
Hooton, Burt	540
Hershiser, Orel	539
Podres, Johnny	452
Williams, Stan	429

Strikeouts:

Sutton, Don	2,696
Drysdale, Don	2,283
Koufax, Sandy	2,214
Valenzuela, F.	1,759
Welch, Bob	1,292
Hershiser, Orel	1,230
Osteen, Claude	1,162
Hooton, Burt	1,042
Singer, Bill	989
Podres, Johnny	947

Innings Pitched:

Sutton, Don	3,814.0
Drysdale, Don	3,112.1
Osteen, Claude	2,397.1
Valenzuela, F.	2,348.2
Koufax, Sandy	2,119.2
Hooton, Burt	1,861.0
Welch, Bob	1,820.2
Hershiser, Orel	1,805.0
Reuss, Jerry	1,407.2
Podres, Johnny	1,407.1

Shutouts:

Sutton, Don	52
Drysdale, Don	45
Koufax, Sandy	38
Osteen, Claude	34
Valenzuela, F.	29
Hershiser, Orel	23
Welch, Bob	23
Hooton, Burt	22
Singer, Bill	18
Reuss, Jerry	16

Saves:

Brewer, Jim	125
Perranoski, Ron	101
Howell, Jay	85
Niedenfuer, Tom	64
Hough, Charlie	60
Howe, Steve	59
Marshall, Mike	42
Sherry, Larry	39
Peña, Alejandro	32
Howell, Ken	31

Hits:

Sutton, Don	3,291
Drysdale, Don	2,792
Osteen, Claude	2,350
Valenzuela, F.	2,099
Hooton, Burt	1,659
Welch, Bob	1,631
Hershiser, Orel	1,587
Koufax, Sandy	1,572
Podres, Johnny	1,408
Reuss, Jerry	1,384

ERA (900+ Innings):

Koufax, Sandy	2.64
Hershiser, Orel	2.87
John, Tommy	2.97
Drysdale, Don	2.98
Singer, Bill	3.03
Osteen, Claude	3.09
Sutton, Don	3.09
Reuss, Jerry	3.11
Hooton, Burt	3.14
Welch, Bob	3.14

BROOKLYN AND LOS ANGELES SINGLE SEASON TOP TEN - BATTING**At-Bats:**

1. Wills, Maury	695 (1962)
2. Furllo, Carl	667 (1951)
3. Davis, Tommy	665 (1962)
4. Garvey, Steve	659 (1975)
5. Garvey, Steve	658 (1980)
6. Olson, Ivy	652 (1921)
7. Wills, Maury	650 (1965)
8. Garvey, Steve	648 (1979)
9. Garvey, Steve	646 (1977)
10. Davis, Willie	643 (1968)

Runs:

1. Collins, Hub	148 (1890)
2. Herman, Babe	143 (1930)
3. Griffin, Mike	140 (1895)
Keeler, "Wee" Willie	140 (1899)
5. Griffin, Mike	136 (1897)
6. Daly, Tom	135 (1894)
7. Jones, Fielder	134 (1897)
8. Reese, Pee Wee	132 (1949)
Snider, Duke	132 (1953)
10. Wills, Maury	130 (1962)

Hits:

1. Herman, Babe	241 (1930)
2. Davis, Tommy	230 (1962)
3. Wheat, Zack	221 (1925)
4. O'Doul, Lefty	219 (1932)
5. Herman, Babe	217 (1929)
6. Keeler, "Wee" Willie	215 (1899)
7. Wheat, Zack	212 (1924)
8. Garvey, Steve	210 (1975)
Sax, Steve	210 (1986)
10. Keeler, "Wee" Willie	209 (1901)

Batting Average:

(Minimum: 3.1 plate appearances for each game played by team)

1. Herman, Babe	.393 (1930)
2. Herman, Babe	.381 (1929)
3. Keeler, "Wee" Willie	.377 (1899)
4. Wheat, Zack	.375 (1924)
5. Keeler, "Wee" Willie	.368 (1900)
O'Doul, Lefty	.368 (1932)
7. Burns, Oyster	.361 (1894)
8. Wheat, Zack	.359 (1925)
9. Walker, Dixie	.357 (1944)
10. Keeler, "Wee" Willie	.355 (1901)

RBI:

1. Davis, Tommy	153 (1962)
2. Campanella, Roy	142 (1953)
3. Snider, Duke	136 (1955)
4. Fournier, Jack	130 (1925)
Herman, Babe	130 (1930)
Hodges, Gil	130 (1954)
Snider, Duke	130 (1954)
8. Burns, Oyster	128 (1890)
9. Wright, Glenn	126 (1930)
Snider, Duke	126 (1953)

Singles:

1. Keeler, "Wee" Willie	187 (1899)
2. Keeler, "Wee" Willie	179 (1900)
Wills, Maury	179 (1962)
4. Keeler, "Wee" Willie	176 (1901)
5. Davis, Willie	167 (1962)
6. Wills, Maury	165 (1965)
7. Stock, Mill	164 (1925)
8. Keeler, "Wee" Willie	163 (1902)
9. Butler, Brett	162 (1991)
10. Myers, Hy	161 (1922)

Doubles:

1. Frederick, John	52 (1929)
2. Herman, Babe	48 (1930)
3. Parker, Wes	47 (1970)
4. Frederick, John	44 (1930)
5. Herman, Babe	43 (1931)
Galan, Augie	43 (1944)
Sax, Steve	43 (1986)
8. Wheat, Zack	42 (1925)
Herman, Babe	42 (1929)
Walker, Dixie	42 (1945)

Triples:

1. Treadway, George	26 (1894)
2. Myers, Hy	22 (1920)
3. Brouthers, Dan	20 (1892)
Corcoran, Tom	20 (1894)
5. Sheppard, Jimmy	19 (1901)
6. Burns, Oyster	18 (1892)
Lumley, Harry	18 (1904)
8. Kelley, Joe	17 (1900)
Reiser, Pete	17 (1941)
Gilliam, Jim	17 (1953)

Home Runs:

1. Snider, Duke	43 (1956)
2. Snider, Duke	42 (1953)
Hodges, Gil	42 (1954)
Snider, Duke	42 (1955)
5. Campanella, Roy	41 (1953)
6. Hodges, Gil	40 (1951)
Snider, Duke	40 (1954)
Snider, Duke	40 (1957)
9. Herman, Babe	35 (1930)
10. Camilli, Dolph	34 (1941)

Total Bases:

1. Herman, Babe	416 (1930)
2. Snider, Duke	378 (1954)
3. Snider, Duke	370 (1953)
4. Davis, Tommy	356 (1962)
5. Herman, Babe	348 (1929)
6. Snider, Duke	343 (1950)
7. Frederick, John	342 (1929)
8. Snider, Duke	338 (1955)
9. Hodges, Gil	335 (1954)
10. Wheat, Zack	333 (1925)

Stolen Bases:

1. Wills, Maury	104 (1962)
2. Wills, Maury	94 (1965)
3. Ward, Monte	88 (1892)
4. Collins, Hub	85 (1890)
5. Lopes, Davey	77 (1975)
6. Sheppard, Jimmy	67 (1903)
7. Lopes, Davey	63 (1976)
8. Lopes, Davey	59 (1974)
9. Ward, Monte	57 (1891)
10. Sax, Steve	56 (1983)

Walks:

1. Stanky, Eddie	148 (1945)
2. Stanky, Eddie	137 (1946)
3. Camilli, Dolph	119 (1938)
4. Reese, Pee Wee	116 (1949)
5. Galan, Augie	114 (1945)
6. Camilli, Dolph	110 (1939)
Wynn, Jimmy	110 (1975)
8. Wynn, Jimmy	108 (1974)
Butler, Brett	108 (1991)
10. Hodges, Gil	107 (1952)

Slugging Average:

1. Herman, Babe	678 (1930)
2. Snider, Duke	647 (1954)
3. Snider, Duke	628 (1955)
4. Snider, Duke	627 (1953)
5. Herman, Babe	612 (1929)
6. Campanella, Roy	611 (1953)
7. Snider, Duke	598 (1956)
8. Campanella, Roy	590 (1951)
9. Fournier, Jack	588 (1923)
10. Snider, Duke	587 (1957)

On-Base Percentage:

1. Herman, Babe	.455 (1930)
2. Fournier, Jack	.440 (1952)
3. Robinson, Jackie	.438 (1949)
Moon, Wally	.438 (1960)
5. Herman, Babe	.436 (1929)
Stanky, Eddie	.436 (1946)
Robinson, Jackie	.436 (1951)
8. Walker, Dixie	.434 (1944)
9. Smith, Reggie	.432 (1977)
10. Three tied with	.428

Extra Base Hits:

1. Herman, Babe	94 (1930)
2. Snider, Duke	89 (1954)
3. Snider, Duke	84 (1953)
4. Frederick, John	82 (1929)
Snider, Duke	82 (1955)
6. Snider, Duke	78 (1956)
7. Hermann, Babe	77 (1931)
8. Herman, Babe	76 (1929)
9. Three tied with	72

Pinch-Hits:

1. Webster, Mitch	17 (1992)
2. Gautreaux, Sid	16 (1936)
3. Mota, Manny	15 (1974)
Goodson, Ed	15 (1976)
Mota, Manny	15 (1979)
6. Mota, Manny	14 (1977)
Whitfield, Terry	14 (1985)
Hatcher, Mickey	14 (1990)
9. Seven tied with	13

BROOKLYN AND LOS ANGELES SINGLE SEASON TOP TEN - PITCHING**Games:**

1. Marshall, Mike	106 (1974)
2. Hough, Charlie	77 (1976)
3. Miller, Bob	74 (1964)
4. Perranoski, Ron	72 (1964)
5. Perranoski, Ron	70 (1962)
Perranoski, Ron	70 (1967)
Hough, Charlie	70 (1977)
8. Perranoski, Ron	69 (1963)
9. Gott, Jim	68 (1992)
10. Three tied with	66

Games Started:

1. Terry, Bill	44 (1890)
Haddock, George	44 (1892)
Kennedy, Brickyard	44 (1893)
4. Lovett, Tom	43 (1891)
5. Stein, Ed	42 (1892)
Drysedale, Don	42 (1963)
Drysedale, Don	42 (1965)
8. Nine tied with	41

Complete Games:

1. Kennedy, Brickyard	40 (1893)
2. Lovett, Tom	39 (1890)
Lovett, Tom	39 (1891)
Haddock, George	39 (1892)
5. Terry, Bill	38 (1890)
Stein, Ed	38 (1892)
Stein, Ed	38 (1894)
Kennedy, Brickyard	38 (1898)
Jones, Oscar	38 (1904)
10. Two tied with 36	

Innings:

1. Kennedy, Brickyard	382.2 (1893)
2. Haddock, George	381.1 (1892)
3. Stein, Ed	377.1 (1892)
4. Jones, Oscar	377.0 (1904)
5. Lovett, Tom	372.0 (1890)
6. Terry, Bill	370.0 (1890)
7. Lovett, Tom	365.2 (1891)
8. Kennedy, Brickyard	360.2 (1894)
9. Stein, Ed	359.0 (1894)
10. Donovan, Bill	351.0 (1901)

Wins:

1. Lovett, Tom	30 (1890)
2. Haddock, George	29 (1892)
McGinnity, Joe	29 (1900)
4. Hughes, Jim	28 (1899)
Vance, Dazzy	28 (1924)
6. Stein, Ed	27 (1892)
Stein, Ed	27 (1894)
Newcombe, Don	27 (1956)
Koufax, Sandy	27 (1966)
10. Two tied with 26	

Won - Lost Percentage:

(Minimum: 15 Decisions)

1. Regan, Phil	.933 (14-1) 1966
2. Fitzsimmons, Fred	.889 (16-2) 1940
3. Roe, Preacher	.880 (22-3) 1951
4. Hershiser, Orel	.864 (19-3) 1985
5. Perranoski, Ron	.842 (16-3) 1963
6. Koufax, Sandy	.833 (25-5) 1963
7. Hughes, Jim	.824 (28-6) 1899
Vance, Dazzy	.824 (28-6) 1924
9. John, Tommy	.813 (13-3) 1974
10. Newcombe, Don	.800 (20-5) 1955

LOS ANGELES SINGLE SEASON TOP TEN - BATTING**At-Bats:**

1. Wills, Maury	695 (1962)
2. Davis, Tommy	665 (1962)
3. Garvey, Steve	659 (1975)
4. Garvey, Steve	658 (1980)
5. Wills, Maury	650 (1965)
6. Garvey, Steve	648 (1979)
7. Garvey, Steve	646 (1977)
8. Davis, Willie	643 (1968)
9. Garvey, Steve	642 (1974)
Buckner, Bill	642 (1976)

Runs:

1. Wills, Maury	130 (1962)
2. Davis, Tommy	120 (1962)
3. Butler, Brett	112 (1991)
4. Lopes, Davey	109 (1979)
5. Lopes, Davey	108 (1975)
6. Gibson, Kirk	106 (1988)
7. Wills, Maury	105 (1961)
8. Wynn, Jimmy	104 (1974)
Smith, Reggie	104 (1977)
10. Neal, Charlie	103 (1959)
Davis, Willie	103 (1962)

Strikeouts:

1. Koufax, Sandy	382 (1965)
2. Koufax, Sandy	317 (1966)
3. Koufax, Sandy	306 (1963)
4. Koufax, Sandy	269 (1961)
5. Vance, Dazzy	262 (1924)
6. Drysdale, Don	251 (1963)
7. Singer, Bill	247 (1969)
8. Drysdale, Don	246 (1960)
9. Drysdale, Don	242 (1959)
Valenzuela, Fernando	242 (1986)

Earned Run Average:

(Minimum: Pitched as many innings as games played by team)

1. Marquard, Rube	1.58 (1916)
2. Garvin, Ned	1.68 (1904)
3. Koufax, Sandy	1.73 (1966)
4. Koufax, Sandy	1.74 (1964)
5. Wilhelm, Kaiser	1.87 (1908)
6. Koufax, Sandy	1.88 (1963)
7. Pfeffer, Jeff	1.91 (1916)
8. Cheney, Larry	1.92 (1916)
9. Pfeffer, Jeff	1.97 (1914)
10. Hershiser, Orel	2.03 (1985)

Shutouts:

1. Koufax, Sandy	11 (1963)
2. Sutton, Don	9 (1972)
3. Koufax, Sandy	8 (1965)
Drysdale, Don	8 (1968)
Valenzuela, Fernando	8 (1981)
Hershiser, Orel	8 (1988)
Belcher, Tim	8 (1989)
8. Five tied with 7	

Saves:

1. Howell, Jay	28 (1989)
2. Hughes, Jim	24 (1954)
Brewer, Jim	24 (1970)
4. Brewer, Jim	22 (1971)
Hough, Charlie	22 (1977)
Forster, Terry	22 (1978)
7. Perranoski, Ron	21 (1963)
Regan, Phil	21 (1966)
Marshall, Mike	21 (1974)
Howell, Jay	21 (1988)

Hits:

1. Davis, Tommy	230 (1962)
2. Garvey, Steve	210 (1975)
Sax, Steve	210 (1986)
4. Wills, Maury	208 (1962)
5. Garvey, Steve	204 (1979)
6. Garvey, Steve	202 (1978)
7. Garvey, Steve	200 (1974)
Garvey, Steve	200 (1976)
Garvey, Steve	200 (1980)
10. Davis, Willie	198 (1971)

Batting Average:

(Minimum: 3.1 plate appearances for each game played by team)

1. Davis, Tommy	.346 (1962)
2. Guerrero, Pedro	.338 (1987)
3. Sax, Steve	.332 (1986)
4. Murray, Eddie	.330 (1990)
5. Davis, Tommy	.326 (1963)
6. Baker, Dusty	*.320 (1981)
7. Parker, Wes	.319 (1970)
Garvey, Steve	.319 (1975)
9. Garvey, Steve	.317 (1976)
10. Garvey, Steve	.316 (1978)

*Strike-shortened year

LOS ANGELES SINGLE SEASON TOP TEN - BATTING (Continued)

RBI:

1. Davis, Tommy	153 (1962)
2. Howard, Frank	119 (1962)
3. Garvey, Steve	115 (1977)
4. Garvey, Steve	113 (1978)
5. Parker, Wes	111 (1970)
Garvey, Steve	111 (1974)
7. Cey, Ron	110 (1977)
Garvey, Steve	110 (1979)
9. Wynn, Jimmy	108 (1974)
10. Garvey, Steve	106 (1980)

Singles:

1. Wills, Maury	179 (1962)
2. Davis, Willie	167 (1962)
3. Wills, Maury	165 (1965)
4. Butler, Brett	162 (1991)
5. Sax, Steve	157 (1986)
6. Buckner, Bill	154 (1976)
7. Wills, Maury	151 (1964)
8. Wills, Maury	150 (1961)
9. Wills, Maury	149 (1971)
10. Sax, Steve	147 (1983)
Sax, Steve	147 (1988)

Doubles:

1. Parker, Wes	47 (1970)
2. Sax, Steve	43 (1986)
3. Garvey, Steve	38 (1975)
4. Garvey, Steve	37 (1976)
5. Garvey, Steve	36 (1978)
6. Garvey, Steve	35 (1982)
Hamilton, Jeff	35 (1989)
8. Davis, Willie	33 (1971)
9. Four tied with 32	

Triples:

1. Davis, Willie	16 (1970)
2. Moon, Wally	11 (1959)
Neal, Charlie	11 (1959)
Butler, Brett	11 (1992)
5. Wills, Maury	10 (1961)
Davis, Willie	10 (1962)
Wills, Maury	10 (1962)
Davis, Willie	10 (1968)
Davis, Willie	10 (1971)
10. Four tied with 9	

Home Runs:

1. Garvey, Steve	33 (1977)
Guerrero, Pedro	33 (1985)
3. Wynn, Jimmy	32 (1974)
Smith, Reggie	32 (1977)
Guerrero, Pedro	32 (1982)
Guerrero, Pedro	32 (1983)
7. Howard, Frank	31 (1962)
8. Baker, Dusty	30 (1977)
Cey, Ron	30 (1977)
10. Two tied with 29	

Total Bases:

1. Davis, Tommy	356 (1962)
2. Garvey, Steve	322 (1977)
Garvey, Steve	322 (1979)
4. Garvey, Steve	319 (1978)
5. Garvey, Steve	314 (1975)
6. Guerrero, Pedro	310 (1983)
7. Guerrero, Pedro	308 (1982)
8. Garvey, Steve	307 (1980)
9. Garvey, Steve	301 (1974)
10. Baker, Dusty	294 (1980)

Stolen Bases:

1. Wills, Maury	104 (1962)
2. Wills, Maury	94 (1965)
3. Lopes, Davey	77 (1975)
4. Lopes, Davey	63 (1976)
5. Lopes, Davey	59 (1974)
6. Sax, Steve	56 (1983)
7. Wills, Maury	53 (1964)
8. Wills, Maury	50 (1960)
9. Sax, Steve	49 (1982)
10. Duncan, Mariano	48 (1986)

Walks:

1. Wynn, Jimmy	110 (1975)
2. Wynn, Jimmy	108 (1974)
3. Butler, Brett	108 (1991)
4. Smith, Reggie	104 (1977)
5. Lopes, Davey	97 (1979)
6. Gilliam, Jim	96 (1959)
Gilliam, Jim	96 (1960)
Cey, Ron	96 (1978)
9. Butler, Brett	95 (1992)
10. Three tied with 93	

Slugging Average:

1. Guerrero, Pedro	.577 (1985)
2. Smith, Reggie	.576 (1977)
3. Howard, Frank	.560 (1962)
4. Smith, Reggie	.559 (1978)
5. Guerrero, Pedro	.541 (1986)
6. Guerrero, Pedro	.539 (1987)
7. Guerrero, Pedro	.536 (1982)
8. Davis, Tommy	.535 (1962)
9. Guerrero, Pedro	.531 (1983)
Daniels, Kal	.531 (1990)

On-Base Percentage:

1. Moon, Wally	.438 (1960)
2. Smith, Reggie	.432 (1977)
3. Guerrero, Pedro	.425 (1985)
4. Guerrero, Pedro	.421 (1987)
5. Murray, Eddie	.414 (1990)
6. Butler, Brett	.413 (1992)
7. Scioscia, Mike	.407 (1985)
Wynn, Jimmy	.407 (1975)
9. Butler, Brett	.401 (1991)
10. Moon, Wally	.396 (1959)

Extra Base Hits:

1. Garvey, Steve	66 (1978)
Guerrero, Pedro	66 (1983)
3. Guerrero, Pedro	64 (1982)
4. Davis, Tommy	63 (1962)
Smith, Reggie	63 (1977)
6. Howard, Frank	62 (1962)
Garvey, Steve	62 (1975)
8. Parker, Wes	61 (1970)
Garvey, Steve	61 (1977)
Garvey, Steve	61 (1979)

Pinch-Hits:

1. Webster, Mitch	17 (1992)
2. Mota, Manny	15 (1974)
Goodson, Ed	15 (1976)
Mota, Manny	15 (1979)
5. Mota, Manny	14 (1977)
Whitfield, Terry	14 (1985)
Hatcher, Mickey	14 (1990)
8. Seven tied with 13	

LOS ANGELES SINGLE SEASON TOP TEN - PITCHING

Games:

1. Marshall, Mike	106 (1974)
2. Hough, Charlie	77 (1976)
3. Miller, Bob	74 (1964)
4. Perranoski, Ron	72 (1964)
5. Perranoski, Ron	70 (1962)
6. Perranoski, Ron	70 (1967)
7. Hough, Charlie	70 (1977)
8. Perranoski, Ron	69 (1963)
9. Gott, Jim	68 (1992)
10. Three tied with 66	

Games Started:

1. Drysdale, Don	42 (1963)
2. Drysdale, Don	42 (1965)
3. Drysdale, Don	41 (1962)
4. Koufax, Sandy	41 (1965)
5. Koufax, Sandy	41 (1966)
6. Osteen, Claude	41 (1969)
7. Sutton, Don	41 (1969)
8. Eight tied with 40	

Complete Games:

1. Koufax, Sandy	27 (1965)
2. Koufax, Sandy	27 (1966)
3. Drysdale, Don	21 (1964)
4. Koufax, Sandy	20 (1963)
5. Drysdale, Don	20 (1965)
6. Valenzuela, Fernando	20 (1986)
7. Drysdale, Don	19 (1962)
8. Messersmith, Andy	19 (1975)
9. Sutton, Don	18 (1972)
10. Valenzuela, Fernando	18 (1982)

Innings:

1. Koufax, Sandy	335.2 (1965)
2. Koufax, Sandy	323.0 (1966)
3. Messersmith, Andy	322.0 (1975)
4. Drysdale, Don	321.1 (1964)
5. Osteen, Claude	321.0 (1969)
6. Singer, Bill	316.0 (1969)
7. Drysdale, Don	315.1 (1963)
8. Drysdale, Don	314.1 (1962)
9. Koufax, Sandy	311.0 (1963)
10. Drysdale, Don	308.1 (1965)

Wins:

1. Koufax, Sandy	27 (1966)
2. Koufax, Sandy	26 (1965)
3. Drysdale, Don	25 (1962)
4. Koufax, Sandy	25 (1963)
5. Drysdale, Don	23 (1965)
6. Hershiser, Orel	23 (1988)
7. Sutton, Don	21 (1976)
8. Valenzuela, Fernando	21 (1986)
9. Six tied with 20	

Won - Lost Percentage:

(Minimum: 15 Decisions)

1. Regan, Phil	.933 (14-1) 1966
2. Hershiser, Orel	.864 (19-3) 1985
3. Perranoski, Ron	.842 (16-3) 1963
4. Koufax, Sandy	.833 (25-5) 1963
5. John, Tommy	.813 (13-3) 1974
6. Koufax, Sandy	.792 (19-5) 1964
7. Podres, Johnny	.783 (18-5) 1961
8. Messersmith, Andy	.769 (20-6) 1974
9. Martínez, Ramon	.769 (20-6) 1990
10. Koufax, Sandy	.765 (26-8) 1965

Strikeouts:

1. Koufax, Sandy	382 (1965)
2. Koufax, Sandy	317 (1966)
3. Koufax, Sandy	306 (1963)
4. Koufax, Sandy	269 (1961)
5. Drysdale, Don	251 (1963)
6. Singer, Bill	247 (1969)
7. Drysdale, Don	246 (1960)
8. Drysdale, Don	242 (1959)
9. Valenzuela, Fernando	242 (1986)
10. Valenzuela, Fernando	240 (1984)

Earned Run Average:

(Minimum: Pitched as many innings as games played by team)

1. Koufax, Sandy	1.73 (1966)
2. Koufax, Sandy	1.74 (1964)
3. Koufax, Sandy	1.88 (1963)
4. Hershiser, Orel	2.03 (1985)
5. Koufax, Sandy	2.04 (1965)
6. Sutton, Don	2.08 (1972)
7. Drysdale, Don	2.18 (1964)
8. Sutton, Don	2.21 (1980)
9. Hershiser, Orel	2.26 (1988)
10. Messersmith, Andy	2.29 (1975)

Shutouts:

1. Koufax, Sandy	11 (1963)
2. Sutton, Don	9 (1972)
3. Koufax, Sandy	8 (1965)
4. Drysdale, Don	8 (1968)
5. Valenzuela, Fernando	8 (1981)
6. Hershiser, Orel	8 (1988)
7. Belcher, Tim	8 (1989)
8. Koufax, Sandy	7 (1964)
9. Drysdale, Don	7 (1965)
10. Osteen, Claude	7 (1969)
11. Messersmith, Andy	7 (1975)

Saves:

1. Howell, Jay	28 (1989)
2. Brewer, Jim	24 (1970)
3. Brewer, Jim	22 (1971)
4. Hough, Charlie	22 (1977)
5. Forster, Terry	22 (1978)
6. Perranoski, Ron	21 (1963)
7. Regan, Phil	21 (1966)
8. Marshall, Mike	21 (1974)
9. Howell, Jay	21 (1988)
10. Three tied with 20	

Bold Face - Current Dodger Player

LOS ANGELES WON-LOST BREAKDOWN 1958-1992

	1958	1959	1960	1961	1962	1963	1964	1965	1966
At Home	39-38	46-32	42-35	45-32	54-29	50-31	41-40	50-31	53-28
Away	32-45	42-36	40-37	44-33	48-34	49-32	39-42	47-34	42-39
Day Games	28-42	29-28	30-22	28-21	37-22	32-24	28-27	32-24	32-21
Night Games	43-41	59-40	52-50	61-44	65-41	67-39	52-55	65-41	63-46
vs. Right-Handers	61-74	72-56	70-58	71-47	64-44	77-44	56-53	62-36	63-41
vs. Left-Handers	10-9	16-12	12-14	18-18	38-19	22-19	24-29	35-29	32-26
One-Run Dec.	19-19	33-22	20-27	33-15	23-18	33-18	24-31	32-28	34-19
Extra-Inn. Games	8-3	9-8	10-11	13-4	8-5	9-6	4-7	9-10	11-5
Shutouts	7-3	14-6	13-13	10-8	8-9	24-8	19-11	23-6	20-17
In April	5-9	11-6	8-7	10-8	13-8	10-11	6-10	10-5	11-7
May	11-17	14-17	12-14	17-11	21-7	17-9	15-13	19-12	16-11
June	15-13	18-12	13-14	16-12	17-14	16-12	13-15	17-14	14-14
July	13-14	15-12	19-7	19-7	20-6	21-10	16-12	15-13	18-10
August	17-14	14-12	15-15	11-15	17-12	16-12	13-16	14-13	15-15
Sept. - Oct.	10-16	16-9	15-15	16-12	14-16	19-9	17-16	22-8	21-10
Before ASG	33-42	47-37	41-38	49-35	58-31	50-33	38-39	51-38	47-36
After ASG	38-41	41-31	41-34	40-30	44-32	49-30	42-43	46-27	48-31
	1967	1968	1969	1970	1971	1972	1973	1974	1975
At Home	42-39	41-40	50-31	39-42	42-39	41-34	50-31	52-29	49-32
Away	31-50	35-46	35-46	48-32	47-34	44-36	45-35	50-31	39-42
Day Games	20-29	25-24	21-22	26-19	22-23	19-23	26-18	32-14	22-23
Night Games	53-60	51-62	64-55	61-55	67-50	66-47	69-48	70-46	66-51
vs. Right-Handers	52-56	55-56	56-56	60-50	60-46	59-46	65-40	76-44	64-55
vs. Left-Handers	21-33	21-30	29-21	27-24	29-27	26-24	30-26	26-16	24-19
One-Run Dec.	23-26	35-33	25-26	22-24	28-18	25-27	30-23	29-23	29-32
Extra-Inn. Games	10-17	9-4	4-10	10-6	5-5	9-8	15-7	11-7	8-10
Shutouts	17-15	23-23	20-14	17-11	18-10	23-12	15-9	19-7	18-7
In April	6-10	9-9	14-7	10-10	13-11	11-4	11-11	17-6	15-8
May	13-14	14-16	13-11	18-10	13-13	15-12	19-8	19-8	15-12
June	18-16	17-13	17-11	15-12	17-11	10-16	21-8	16-10	13-16
July	9-15	7-20	12-17	16-10	13-16	13-14	15-13	16-13	12-16
August	14-16	11-19	16-12	13-16	15-13	17-11	17-12	15-12	17-12
Sept. - Oct.	13-18	18-9	13-19	15-16	18-9	19-13	12-14	19-11	16-10
Before ASG	34-47	41-44	53-41	51-35	49-41	47-42	63-37	63-34	49-42
After ASG	39-42	35-42	32-36	36-39	40-32	38-28	32-29	39-26	39-32
	1976	1977	1978	1979	1980	1981	1982	1983	1984
At Home	49-32	51-30	54-27	46-35	55-27	33-23	43-38	48-32	40-41
Away	43-38	47-34	41-40	33-48	37-44	30-24	43-36	43-39	39-42
Day Games	26-23	26-20	27-24	23-27	27-22	18-13	23-18	20-26	25-27
Night Games	66-47	72-44	68-43	56-56	65-49	45-34	65-56	71-45	54-56
vs. Right-Handers	61-55	72-48	65-47	51-63	77-66	55-33	75-67	82-50	57-51
vs. Left-Handers	31-15	26-16	30-20	28-20	15-5	8-14	13-7	9-21	22-32
One-Run Dec.	37-25	32-31	28-28	24-26	31-33	16-21	31-27	30-21	34-26
Extra-Inn. Games	8-10	9-11	3-5	9-7	10-9	8-7	11-12	8-6	10-9
Shutouts	17-14	13-7	16-8	6-9	19-4	19-5	16-6	12-7	16-15
In April	10-9	17-3	13-7	10-14	13-7	14-5	10-11	14-6	17-8
May	18-10	16-12	14-13	16-12	15-11	19-10	15-13	18-8	11-15
June	14-15	17-11	17-12	7-20	14-14	3-6	16-13	14-14	13-16
July	13-12	16-12	17-12	12-15	13-14	—	14-12	11-17	11-16
August	19-10	14-15	18-10	17-11	18-11	12-9	19-10	20-10	11-17
Sept. - Oct.	18-14	18-11	16-13	17-11	19-14	15-17	14-15	14-16	16-11
Before ASG	47-39	59-33	50-36	36-57	46-34	36-21	46-42	47-31	45-43
After ASG	45-31	39-31	45-31	43-26	46-37	27-26	42-32	44-40	34-40
	1985	1986	1987	1988	1989	1990	1991	1992	
At Home	48-33	46-35	40-41	45-36	44-37	47-34	54-27	37-44	
Away	47-34	27-54	33-48	49-31	33-46	39-42	39-42	26-55	
Day Games	28-24	24-27	24-27	29-19	30-19	19-20	24-21	20-34	
Night Games	67-43	49-62	49-62	65-48	47-64	67-56	69-48	43-65	
vs. Right-Handers	65-49	44-58	52-55	68-40	45-57	55-51	55-39	38-62	
vs. Left-Handers	30-18	29-31	21-34	26-27	32-26	31-25	38-30	25-37	
One-Run Dec.	28-20	28-38	19-32	28-28	27-31	26-13	29-27	17-40	
Extra-Inn. Games	8-11	7-12	9-13	7-7	10-7	10-3	9-11	6-7	
Shutouts	21-6	14-14	8-16	24-10	19-17	12-8	14-8	13-15	
In April	11-10	10-13	12-11	13-7	11-13	11-10	10-10	9-13	
May	12-14	13-13	11-15	14-13	14-11	14-13	17-10	13-10	
June	15-10	11-16	13-14	17-11	12-17	11-15	18-9	9-18	
July	20-7	15-10	10-16	16-12	12-16	16-11	13-13	12-19	
August	6-11	13-16	10-19	17-12	13-14	18-12	13-16	10-18	
Sept. - Oct.	21-15	11-21	17-14	17-12	15-12	16-15	22-11	10-20	
Before ASG	48-37	40-48	39-49	48-36	40-47	39-43	49-31	39-49	
After ASG	47-30	33-41	34-40	46-31	37-36	47-33	44-38	24-50	

LOS ANGELES TEAM TOTALS 1958-1992

	1958	1959	1960	1961	1962
Games	154	156	154	154	165
Runs	668 (5)	705 (3T)	662 (4)	735 (2)	842 (2)
Hits	1297 (8)	1360 (6)	1333 (4)	1358 (7)	1510 (4)
Stolen Bases	73 (1)	84 (1)	95 (1)	86 (1)	198 (1)
Batting Percentage	.251 (8)	.257 (6)	.255 (3T)	.262 (5)	.268 (4T)
Opponent Runs	761 (1)	670 (3)	593 (1T)	697 (6)	697 (6)
Los Angeles HR	172 (2)	148 (5)	126 (5)	157 (5)	140 (5)
Opponent HR	173 (8)	157 (7)	154 (8)	167 (8)	115 (2)
Staff ERA	4.47 (8)	3.79 (3)	3.40 (1)	4.04 (6)	3.82 (3)
Saves	31 (2)	26 (1T)	20 (7)	35 (2)	46 (1)
Double Plays	198 (1)	154 (4)	142 (4)	162 (5)	144 (9T)
Fielding Percentage	.975 (6T)	.981 (1)	.979 (1)	.975 (5T)	.970 (9)
	1963	1964	1965	1966	1967
Games	162	162	162	162	162
Runs	640 (6)	614 (8)	608 (8)	606 (8)	519 (9)
Hits	1361 (5)	1375 (7)	1329 (7)	1399 (7)	1285 (10)
Stolen Bases	124 (1)	141 (1)	172 (1)	94 (2)	56 (8)
Batting Percentage	.251 (4)	.250 (6)	.245 (7)	.256 (5)	.236 (10)
Opponent Runs	550 (1)	572 (2)	521 (1)	490 (1)	595 (5)
Los Angeles HR	110 (7)	79 (9)	78 (10)	108 (8T)	82 (10)
Opponent HR	111 (3)	88 (1)	127 (5)	84 (1)	93 (2)
Staff ERA	2.85 (1)	2.95 (1)	2.81 (1)	2.62 (1)	3.21 (5)
Saves	29 (6)	27 (8)	34 (5T)	35 (3T)	24 (7)
Double Plays	129 (7)	126 (9)	135 (8)	128 (9)	144 (6)
Fielding Percentage	.975 (6T)	.973 (8T)	.979 (2T)	.979 (3)	.975 (8T)
	1968	1969	1970	1971	1972
Games	162	162	161	162	155
Runs	470 (10)	645 (7T)	749 (4)	663 (4)	584 (7)
Hits	1234 (9)	1405 (4)	1515 (2)	1469 (3)	1349 (5)
Stolen Bases	57 (7)	80 (3)	138 (1)	76 (5)	82 (5)
Batting Percentage	.230 (8)	.254 (4)	.270 (1T)	.266 (3)	.256 (6)
Opponent Runs	509 (3)	561 (3)	684 (5)	587 (4)	527 (2)
Los Angeles HR	67 (9)	97 (11)	87 (12)	95 (9T)	98 (9T)
Opponent HR	65 (1)	122 (8)	164 (11)	110 (6)	83 (1)
Staff ERA	2.69 (2)	3.09 (3)	3.82 (5)	3.23 (3T)	2.78 (1)
Saves	31 (5)	31 (6)	42 (3)	33 (3)	29 (6)
Double Plays	144 (4T)	130 (11)	135 (10)	159 (5)	145 (6)
Fielding Percentage	.977 (8)	.980 (2T)	.978 (4T)	.979 (6T)	.974 (10T)
	1973	1974	1975	1976	1977
Games	161	162	162	162	162
Runs	675 (6)	798 (1)	648 (8)	608 (9)	769 (3)
Hits	1473 (2)	1510 (2)	1355 (9)	1369 (7)	1484 (6)
Stolen Bases	109 (3)	149 (2)	138 (2)	144 (3)	114 (7)
Batting Percentage	.263 (2)	.272 (2)	.248 (9)	.251 (6T)	.266 (5T)
Opponent Runs	565 (1)	561 (1)	534 (1)	543 (2)	582 (1)
Los Angeles HR	110 (10)	139 (1)	118 (4)	91 (7)	191 (1)
Opponent HR	129 (2)	112 (8)	104 (8)	97 (8T)	119 (4)
Staff ERA	3.00 (1)	2.97 (1)	2.92 (1)	3.02 (2)	3.22 (1)
Saves	38 (6T)	23 (5)	21 (11)	28 (7)	39 (4T)
Double Plays	166 (2)	122 (12)	106 (12)	154 (5)	160 (3)
Fielding Percentage	.981 (2T)	.975 (7T)	.979 (2T)	.980 (3)	.981 (2T)
	1978	1979	1980	1981	1982
Games	162	162	163	110	162
Runs	727 (1)	739 (2)	663 (6)	450 (4)	691 (4)
Hits	1425 (2T)	1443 (7)	1459 (4)	984 (2)	1477 (2)
Stolen Bases	137 (5T)	106 (8)	123 (8)	73 (10)	151 (5T)
Batting Percentage	.264 (1T)	.263 (7)	.263 (4)	.262 (4)	.264 (2T)
Opponent Runs	573 (1)	717 (9)	591 (2)	356 (2)	612 (2)
Los Angeles HR	149 (1)	183 (1)	148 (1)	82 (1)	138 (2)
Opponent HR	107 (6)	101 (3)	105 (7)	54 (3)	81 (1)
Staff ERA	3.12 (1)	3.83 (7)	3.24 (2)	3.01 (2)	3.26 (1)
Saves	38 (4T)	34 (6T)	42 (2)	24 (5T)	28 (12)
Double Plays	138 (7)	123 (11T)	149 (5T)	101 (6)	131 (9)
Fielding Percentage	.978 (4T)	.981 (2)	.981 (2T)	.980 (3T)	.979 (5T)

LOS ANGELES TEAM TOTALS 1958-1992 (Continued)

	1983	1984	1985	1986	1987
Games	162	162	162	162	162
Runs	654 (8)	580 (12)	682 (5)	638 (9)	635 (12)
Hits	1358 (8)	1313 (12)	1432 (3)	1373 (9)	1389 (11)
Stolen Bases	166 (3)	109 (10)	136 (5)	155 (5)	128 (9)
Batting Percentage	.250 (7T)	.244 (11T)	.261 (2T)	.251 (9)	.252 (12)
Opponent Runs	609 (1)	600 (3)	579 (3)	679 (5)	675 (2)
Los Angeles HR	146 (1)	102 (8)	129 (4)	130 (7)	125 (8)
Opponent HR	97 (2T)	76 (1)	102 (3)	115 (2)	130 (2)
Staff ERA	3.10 (1)	3.17 (2)	2.96 (1)	3.76 (5)	3.72 (2)
Saves	40 (8)	27 (11)	36 (8)	25 (12)	32 (11T)
Double Plays	132 (8)	146 (6)	131 (11)	118 (11)	144 (6)
Fielding Percentage	.974 (11)	.975 (10T)	.974 (12)	.971 (12)	.975 (12)

	1988	1989	1990	1991	1992
Games	162	160	162	162	162
Runs	628 (6T)	554 (12)	728 (3)	665 (5)	548 (12)
Hits	1346 (6)	1313 (11)	1436 (4)	1366 (5T)	1333 (10)
Stolen Bases	131 (6)	81 (12)	141 (6)	126 (5)	142 (3)
Batting Percentage	.248 (5T)	.240 (10)	.262 (4)	.253 (6)	.248 (9)
Opponent Runs	544 (2)	536 (1)	685 (7)	565 (1)	636 (7)
Los Angeles HR	99 (8)	89 (11)	129 (6)	108 (9)	72 (12)
Opponent HR	84 (2)	95 (2)	137 (11)	96 (1)	82 (1)
Staff ERA	2.96 (2)	2.95 (1)	3.72 (7)	3.06 (1)	3.41 (6)
Saves	49 (1)	36 (9)	29 (12)	40 (7T)	29 (12)
Double Plays	126 (11)	153 (1)	123 (10)	126 (8)	136 (5)
Fielding Percentage	.977 (10)	.981 (3)	.979 (6T)	.980 (7)	.972 (12)

Figures in parentheses indicate rank in league; T is for tie

LOS ANGELES BATTING LEADERS 1958-1992

Year	Games	Runs	Hits
1958	Gilliam (147)	Neal (87)	Gilliam (145)
1959	Neal (151)	Neal (103)	Neal (177)
1960	Gilliam (151)	Gilliam (96)	Wills (152)
1961	Wills (148)	Wills (105)	Wills (173)
1962	Wills (165)†***	Wills (130)	T. Davis (230)*
1963	W. Davis (156)	Wills (83)	T. Davis (181)
1964	Wills (158)	W. Davis (91)	W. Davis (180)
1965	Wills, Fairly (158)	Wills (92)	Wills (186)
1966	Parker (156)	W. Davis (74)	W. Davis (177)
1967	Fairly (153)	W. Davis (65)	W. Davis (146)
1968	W. Davis (160)	W. Davis (86)	W. Davis (161)
1969	Sizemore (159)	Parker (76)	Sizemore (160)
1970	Parker (161)*	W. Davis, Grabarkewitz (92)	Parker (196)
1971	W. Davis (158)	W. Davis (84)	W. Davis (198)
1972	W. Davis (149)	W. Davis (81)	W. Davis (178)
1973	Russell (162)†	Ferguson (84)	W. Davis (171)
1974	Russell (160)	Wynn (104)	Garvey (200)
1975	Garvey (160)	Lopes (108)	Garvey (210)
1976	Garvey (162)†	Garvey (85)	Garvey (200)
1977	Garvey (162)†	Smith (104)	Garvey (192)
1978	Garvey (162)†	Lopes (93)	Garvey (202)*
1979	Garvey (162)	Lopes (109)	Garvey (204)
1980	Garvey (163)*	Cey (81)	Garvey (200)*
1981	Garvey (110)†	Garvey (63)	Baker (128)
1982	Garvey (162)†	Sax (88)	Sax (180)
1983	Guerrero (160)	Sax (94)	Sax (175)
1984	Sax (145)	Guerrero (85)	Guerrero (162)
1985	Landreaux (147)	Guerrero (99)	Guerrero (156)
1986	Sax (157)	Sax (91)	Sax (210)
1987	Sax (157)	Guerrero (89)	Guerrero (184)
1988	Sax (160)	Gibson (106)	Sax (175)
1989	Murray (160)	Murray (66)	Randolph (155)
1990	Murray (155)	Murray (96)	Murray (184)
1991	Butler (161)*	Butler (112)*	Butler (182)
1992	Butler (157)	Butler (86)	Butler (171)
L.A. Record	Wills (165)	Wills (130)	T. Davis (230)

LOS ANGELES BATTING LEADERS 1958-1992 (Continued)

Year	Singles	Doubles	Triples
1958	Gilliam (113)	Gilliam (25)	Roseboro (9)
1959	Gilliam (131)	Neal (30)	Moon, Neal (11)†
1960	Wills (135)	Larker (26)	Moon (6)
1961	Wills (150)†	Gilliam (26)	Wills (10)
1962	Wills (179)*	T. Davis (27)	Wills, W. Davis (10)†
1963	T. Davis (143)	Gilliam (27)	W. Davis (8)
1964	Wills (151)	Roseboro (24)	W. Davis (7)
1965	Wills (165)*	Fairly (28)	Wills, Parker (7)
1966	Wills (145)	W. Davis (31)	W. Davis (6)
1967	W. Davis (102)	Fairly (19)	W. Davis (9)
1968	W. Davis (120)	Haller (27)	W. Davis (10)
1969	Sizemore (131)	Davis, Parker (23)	W. Davis, Wills (8)
1970	Parker (135)	Parker (47)*	W. Davis (16)*
1971	Wills (149)	W. Davis (33)	W. Davis (10)
1972	W. Davis (130)	W. Davis (22)	W. Davis (7)
1973	Buckner, Russell (130)	W. Davis (29)	W. Davis (9)
1974	Garvey (144)	Garvey (32)	Paciorek, Russell (6)
1975	Garvey (148)	Garvey (38)	Garvey (6)
1976	Buckner (154)	Garvey (37)	Lopes (7)
1977	Russell (138)	Russell (28)	Russell (6)
1978	Russell (140)	Garvey (36)	Garvey (9)
1979	Garvey (143)	Garvey (32)	Lopes (6)
1980	Garvey (146)	Garvey (27)	Baker, Law (4)
1981	Baker (99)	Garvey (23)	Landreaux (4)
1982	Sax (146)	Garvey (35)	Sax, Landreaux (7)
1983	Sax (147)	Guerrero (28)	Guerrero, Thomas (6)
1984	Guerrero (113)	Guerrero (29)	Landreaux (5)
1985	Sax (123)	Marshall (27)	Duncan (6)
1986	Sax (157)†	Sax (43)	Sax (4)
1987	Sax (136)	Scioscia, Shelby (26)	Sax (7)
1988	Sax (147)*	Gibson (28)	Shelby (6)
1989	Randolph (136)	Hamilton (35)	Gibson, Gonzalez, Griffin, Hatcher (2)
1990	Murray (133)	Brooks (28)	Harris (4)
1991	Butler (162)*	Murray (23)	Samuel (6)
1992	Butler (143)	Karros (30)	Butler (11)
L.A. Record	Wills (179)	Parker (47)	W. Davis (16)

Year	Home Runs	Total Bases	RBI
1958	Neal, Hodges (22)	Neal (207)	Furillo (83)
1959	Hodges (25)	Neal (286)	Snider (88)
1960	Howard (23)	Moon (212)	Larker (78)
1961	Roseboro (18)	Moon (234)	Moon (88)
1962	Howard (31)	T. Davis (356)	T. Davis (153)‡*
1963	Howard (28)	T. Davis (254)	T. Davis (88)
1964	Howard (24)	W. Davis (253)	T. Davis (86)
1965	Lefebvre, Johnson (12)	Wills (214)	Fairly (70)
1966	Lefebvre (24)	W. Davis (253)	Lefebvre (74)
1967	Ferrara (16)	W. Davis (209)	Fairly (55)
1968	Gabrielson (10)	W. Davis (226)	Haller (53)
1969	Kosco (19)	W. Davis (227)	Kosco (74)
1970	Grabarkewitz (17)	Parker (281)	Parker (111)
1971	Allen (23)	W. Davis (281)	Allen (90)
1972	W. Davis, Robinson (19)	W. Davis (271)	W. Davis (79)
1973	Ferguson (25)	W. Davis (266)	Ferguson (88)
1974	Wynn (32)	Garvey (301)	Garvey (111)
1975	Cey (25)	Garvey (314)	Cey (101)
1976	Cey (23)	Garvey (284)	Cey, Garvey (80)
1977	Garvey (33)	Garvey (322)	Garvey (115)
1978	Smith (29)	Garvey (319)	Garvey (113)
1979	Cey, Garvey, Lopes (28)	Garvey (322)	Garvey (110)
1980	Baker (29)	Garvey (307)	Garvey (106)
1981	Cey (13)	Baker (178)	Garvey (64)
1982	Guerrero (32)	Guerrero (308)	Guerrero (100)
1983	Guerrero (32)	Guerrero (310)	Guerrero (103)
1984	Marshall (21)	Guerrero (247)	Guerrero (72)
1985	Guerrero (33)	Guerrero (281)	Marshall (95)
1986	Stubbs (23)	Sax (279)	Madlock (60)
1987	Guerrero (27)	Guerrero (294)	Guerrero (89)
1988	Gibson (25)	Gibson (262)	Marshall (82)
1989	Murray (20)	Murray (238)	Murray (88)
1990	Daniels (27)	Murray (290)	Murray (95)
1991	Strawberry (28)	Strawberry (234)	Strawberry (99)
1992	Karros (20)	Karros (232)	Karros (88)
L.A. Record	Guerrero, Garvey (33)	T. Davis (356)	T. Davis (153)

LOS ANGELES BATTING LEADERS 1958-1992 (Continued)

Year	Base on Balls	Hit by Pitch	Strikeouts
1958	Gilliam (78)	Neal (5)	Zimmer (92)
1959	Gilliam (96) *	Demeter (6)	Hodges (92)
1960	Gilliam (96)	Roseboro (4)	Howard (108)
1961	Moon (89)	W. Davis (5)	Moon (79)
1962	Gilliam (93)	Roseboro (7)	Howard (108)
1963	Gilliam (60)	T. Davis, Howard (4)	Howard (116)
1964	Fairly (65)	Roseboro, T. Davis (4)	Howard (113)
1965	Fairly (76)	Johnson (16) ‡	Parker (95)
1966	Parker (69)	Johnson (14)	Parker (83)
1967	Parker (65)	Hunt (10)	Parker (83)
1968	Parker (49)	Fairly (4)	W. Davis (88)
1969	Parker (56)	Sizemore (5)	Sudakis (94)
1970	Grabarkewitz (95)	Grabarkewitz (6)	Grabarkewitz (149) ‡
1971	Allen (93)	Buckner (5)	Allan (113)
1972	Parker (62)	Mota (5)	Robinson (76)
1973	Ferguson (87)	W. Davis, Lopes (5)	Crawford (91)
1974	Wynn (108)	Cey (7)	Wynn (104)
1975	Wynn (110)	Yeager (8)	Lopes (93)
1976	Cey (89)	Yeager (7)	Yeager (84)
1977	Smith (104)	Baker (6)	Monday (109)
1978	Cey (96)	Cey (7)	Monday (100)
1979	Lopes (97)	Lopes (4)	Lopes (88)
1980	Cey (69)	Cey (5)	Cey (92)
1981	Cey (40)	Scioscia (4)	Guerrero (57)
1982	Guerrero (65)	Guerrero (5)	Cey (99)
1983	Brock (83)	Marshall (5)	Marshall (127)
1984	Scioscia (52)	Marshall (3)	Guerrero (105)
1985	Guerrero (83)	Guerrero (6)	Marshall (137)
1986	Scioscia (62)	Madlock (5)	Stubbs (107)
1987	Guerrero (74)	Guerrero, Marshall, Trevino (4)	Shelby (97)
1988	Gibson (73)	Gibson, Marshall (7)	Shelby (128)
1989	Murray (87)	Marshall (5)	Shelby (92)
1990	Murray (82)	Brooks (6)	Samuel (126)
1991	Butler (108) *	Carter (7)	Samuel (133)
1992	Butler (95)	Hernandez (4)	Karros (103)
L.A. Record	Wynn (110)	Johnson (16)	Grabarkewitz (149)
Year	Stolen Bases	Sacrifice Flies	Sacrifice Hits
1958	Gilliam (18)	Furillo (7)	Zimmer (9)
1959	Gilliam (23)	Demeter (5)	Neal (21) *
1960	Wills (50) *	Larker (9)	Neal (14)
1961	Wills (35) *	Roseboro (6)	Wills (13) *
1962	Wills (104) ‡ *	T. Davis, W. Davis (8)	Gilliam (15) *
1963	Wills (40) *	T. Davis, Roseboro (7)	Gilliam (12)
1964	Wills (53) *	Howard (7)	Drysdale (14)
1965	Wills (94) *	W. Davis (7)	Parker (19) *
1966	Wills (38)	W. Davis, Lefebvre (5)	Wills (13)
1967	W. Davis (20)	Fairly (8)	Parker (10)
1968	W. Davis (36)	Halfer (9)	Parker (12)
1969	Wills (25)	Parker (6)	Mota (12)
1970	W. Davis (36)	Parker (8)	Mota (12)
1971	W. Davis (20)	Parker (8)	Mota (9)
1972	W. Davis (20)	W. Davis (7)	Sutton (11)
1973	Lopes (36)	Ferguson (10)	Russell (9)
1974	Lopes (59)	Wynn (11)	Russell (11)
1975	Lopes (77) *	Cey (8)	Lopes (13)
1976	Lopes (63) *	Garvey (9)	Hooton (13)
1977	Lopes (47)	Cey, Smith (7)	Hooton (14)
1978	Lopes (45)	Smith (13) *	Hooton (18)
1979	Lopes (44)	Garvey (6)	Russell (14)
1980	Law (40)	Baker (12)	Hooton (14)
1981	Lopes (20)	Baker (5)	Hooton, Reuss, Thomas, Welch (7)
1982	Sax (49)	Garvey, Baker (9)	Reuss (16)
1983	Sax (56)	Baker (7)	Russell, Valenzuela (12)
1984	Sax (34)	Guerrero (8)	Russell, Honeycutt, Valenzuela (8)
1985	Duncan (38)	Landreaux (8)	Duncan (13)
1986	Duncan (48)	Madlock (6)	Hershiser (10)
1987	Sax (37)	Shelby (9)	Hershiser (10)
1988	Sax (42)	Gibson (7)	Hershiser (19)
1989	Gibson (12)	Murray (7)	Griffin (11)
1990	Samuel (38)	Brooks (11)	Sharperson (8)
1991	Butler (38)	Murray (8)	Harris (12)
1992	Butler (41)	Benzinger, Karros, Webster (5)	Butler (24)
L.A. Record	Wills (104)	Smith (13)	Butler (24)

LOS ANGELES BATTING LEADERS 1958-1992 (Continued)

Year	Slugging Percentage	Batting Average
1958	Snider (.505)	Snider (.312)
1959	Snider (.535)	Snider (.308)
1960	Howard (.464)	Larker (.323)
1961	Snider (.562)	Moon (.328)
1962	Howard (.560)	T. Davis (.346)*
1963	Howard (.518)	T. Davis (.326)*
1964	Howard (.432)	W. Davis (.294)
1965	Johnson (.391)	Wills (.286)
1966	Fairly (.464)	W. Davis (.284)
1967	Ferrara (.467)	Ferrara (.277)
1968	Gabrielson (.428)	Haller (.285)
1969	W. Davis (.455)	Mota (.322)
1970	Parker (.457)	Parker (.319)
1971	Allen (.468)	W. Davis (.309)
1972	W. Davis (.441)	Mota (.323)
1973	McMullen (.482)	Mota (.314)
1974	Wynn (.497)	Buckner (.314)
1975	Garvey (.476)	Garvey (.319)
1976	Cey (.462)	Garvey (.317)
1977	Smith (.576)	Smith (.307)
1978	Smith (.559)	Garvey (.316)
1979	Cey (.499)	Garvey (.315)
1980	Smith (.508)	Garvey (.304)
1981	Cey (.474)	Baker (.320)
1982	Guerrero (.536)	Guerrero (.304)
1983	Guerrero (.531)	Guerrero (.298)
1984	Guerrero (.462)	Guerrero (.303)
1985	Guerrero (.577)*	Guerrero (.320)
1986	Guerrero (.541)	Sax (.332)
1987	Guerrero (.539)	Guerrero (.338)
1988	Gibson (.483)	Gibson (.290)
1989	Marshall (.408)	Randolph (.282)
1990	Daniels (.531)	Murray (.330)
1991	Strawberry (.491)	Butler (.296)
1992	Karros (.426)	Butler (.309)
L.A. Record	Guerrero (.577)	T. Davis (.346)

*League Leader **Major League Record †Tied for League Lead ‡All-Time Dodger Record

LOS ANGELES PITCHING LEADERS 1958-1992

Year	Games	Games Started	Complete Games
1958	Labine (52)	Podres (31)	Podres (10)
1959	Labine (56)	Drysdale (36)	Drysdale (15)
1960	Roebuck (58)	Drysdale (36)	Drysdale (15)
1961	Perranoski, Sherry (53)	Drysdale (37)	Koufax (15)
1962	Perranoski (70)*	Drysdale (41)*	Drysdale (19)
1963	Perranoski (69)*	Drysdale (42)†*	Koufax (20)
1964	R. Miller (74)*	Drysdale (40)*	Drysdale (21)
1965	Miller (61)	Drysdale (42)†*	Koufax (27)*
1966	Regan (65)	Koufax (41)	Koufax (27)*
1967	Perranoski (70)†	Osteen (39)	Osteen (14)
1968	Brewer (54)	Osteen, Singer (36)	Drysdale, Singer (12)
1969	Mikkelsen (48)	Osteen, Sutton (41)	Singer, Osteen (16)
1970	Brewer (58)	Sutton (38)	Osteen (11)
1971	Brewer (55)	Osteen (38)	Downing, Sutton (12)
1972	Brewer (51)	Osteen, Sutton (33)	Sutton (18)
1973	Brewer (56)	Messersmith, Osteen, Sutton (33)	Sutton (14)
1974	Marshall (106)‡***	Sutton (40)	Messersmith (13)
1975	Marshall (57)	Messersmith (40)*	Messersmith (19)*
1976	Hough (77)	Sutton (34)	Sutton (15)
1977	Hough (70)	Sutton (33)	John (11)
1978	Hough (55)	Sutton (34)	Sutton (12)
1979	Hough (42)	Sutton (32)	Hooton (12)
1980	Castillo (61)	Hooton (33)	Reuss (10)
1981	Howe (41)	Valenzuela (25)†	Valenzuela (11)*
1982	Howe (66)	Valenzuela, Reuss (37)	Valenzuela (18)
1983	Niedenfuier (66)	Valenzuela (35)	Valenzuela (9)
1984	Zachry (58)	Valenzuela (34)	Valenzuela (12)
1985	Niedenfuier (64)	Valenzuela (35)	Valenzuela (14)
1986	Howell (62)	Hershiser (35)	Valenzuela (20)*
1987	Holton (53)	Hershiser, Welch (35)	Valenzuela (12)
1988	Peña (60)	Hershiser, Leary (34)	Hershiser (15)†
1989	Howell (56)	Hershiser (33)	Belcher (10)†

LOS ANGELES PITCHING LEADERS 1958-1992 (Continued)

Year	Games	Games Started	Complete Games
1990	Crews (66)	Martinez, Morgan, Valenzuela (33)	Martinez (12)*
1991	Crews (60)	Belcher, Martinez, Morgan (33)	Martinez (6)
1992	Gott (68)	Hershiser (33)	Candiotti (6)
L.A. Record	Marshall (106)	Drysdale 42 (Twice)	Koufax 27 (Twice)

Year	Innings Pitched	Strikeouts	Base on Balls
1958	Drysdale (212)	Podres (143)	Koufax (105)
1959	Drysdale (271)	Drysdale (242)*	Drysdale (93)
1960	Drysdale (269)	Drysdale (246)*	Koufax (100)
1961	Koufax (256)	Koufax (269)*	Williams (108)
1962	Drysdale (314.1)*	Drysdale (232)*	Williams (98)
1963	Drysdale (315.1)	Koufax (306)*	Miller (65)
1964	Drysdale (321.1)*	Drysdale (237)	Drysdale (68)
1965	Koufax (335.2)*	Koufax (382)†	Osteen (78)
1966	Koufax (323)*	Koufax (317)*	Koufax (77)
1967	Osteen (288)	Drysdale (196)	Singer (61)
1968	Singer (256)	Singer (227)	Singer (78)
1969	Osteen (321)	Singer (247)	Sutton (91)
1970	Sutton (260)	Sutton (201)	Foster (81)
1971	Sutton (265)	Sutton (194)	Downing (84)
1972	Sutton (273)	Sutton (207)	Osteen (69)
1973	Sutton (256.1)	Sutton (200)	Messersmith (77)
1974	Messersmith (292.1)	Messersmith (221)	Messersmith (94)
1975	Messersmith (322)*	Messersmith (213)	Messersmith (96)
1976	Sutton (267.2)	Sutton (161)	Sutton (82)
1977	Sutton (240.1)	Hooton (153)	Hough (70)
1978	Sutton (238.1)	Sutton (154)	Rau (68)
1979	Sutcliffe (242)	Sutton (146)	Sutcliffe (97)
1980	Reuss (229)	Welch (141)	Welch (79)
1981	Valenzuela (192)*	Valenzuela (180)*	Valenzuela (61)
1982	Valenzuela (285)	Valenzuela (199)	Valenzuela (83)
1983	Valenzuela (257)	Valenzuela (189)	Valenzuela (99)
1984	Valenzuela (261)†	Valenzuela (240)	Valenzuela (106)
1985	Valenzuela (272.1)	Valenzuela (208)	Valenzuela (101)
1986	Valenzuela (269.1)	Valenzuela (242)	Hershiser (86)
1987	Hershiser (264.2)	Welch (196)	Valenzuela (124)
1988	Hershiser (267)*	Leary (180)	Hershiser (73)
1989	Hershiser (256.2)	Belcher (200)	Valenzuela (98)
1990	Martinez (234.1)	Martinez (223)	Valenzuela (77)
1991	Morgan (236.1)	Belcher (156)	Belcher (75)
1992	Hershiser (210.2)	Gross (158)	Ojeda (81)
L.A. Record	Koufax (335.2)	Koufax (382)	Valenzuela (124)

Year	Shutouts	Saves	Wins
1958	Podres, Williams (2)	Labine (14)	Podres (13)
1959	Craig, Drysdale (4)†	Labine (8)	Drysdale (17)
1960	Drysdale (5)	Reebuck (8)	Drysdale (15)
1961	Drysdale (3)	L. Sherry (15)	Koufax, Podres (18)
1962	Drysdale, Koufax (2)	Perranoski (19)	Drysdale (25)*
1963	Koufax (11)‡*	Perranoski (21)	Koufax (25)†
1964	Koufax (7)*	Perranoski (10)	Koufax (19)
1965	Koufax (8)	Perranoski (11)	Koufax (26)*
1966	Koufax (5)†	Regan (21)*	Koufax (27)*
1967	Osteen (5)	Perranoski (12)	Osteen (17)
1968	Drysdale (8)	Brewer (14)	Drysdale (14)
1969	Osteen (7)	Brewer (20)	Singer, Osteen (20)
1970	Osteen, Sutton (4)	Brewer (24)	Osteen (16)
1971	Downing (5)†	Brewer (22)	Downing (20)
1972	Sutton (9)*	Brewer (17)	Osteen (20)
1973	Messersmith, Osteen, Sutton (3)	Brewer (20)	Sutton (18)
1974	Sutton (5)	Marshall (21)	Messersmith (20)†
1975	Messersmith (7)*	Marshall (13)	Messersmith (19)
1976	Hooton, Sutton (4)	Hough (18)	Sutton (21)
1977	John, Sutton (3)	Hough (22)	John (20)
1978	Hooton, Rhoden, Welch (3)	Forster (22)	Hooton (19)
1979	Hooton, Rau, Reuss, Sutcliffe, Sutton (1)	Castillo (7)	Sutcliffe (17)

LOS ANGELES PITCHING LEADERS 1958-1992 (continued)

Year	Shutouts	Saves	Wins
1980	Reuss (6)*	Howe (17)	Reuss (18)
1981	Valenzuela (8)*	Howe (8)	Valenzuela (13)
1982	Reuss, Valenzuela (4)	Howe (13)	Valenzuela (19)
1983	Valenzuela (4)	Howe (18)	Valenzuela, Welch (15)
1984	Peña, Hershiser (4)†	Niedenfuer (11)	Welch (13)
1985	Hershiser, Valenzuela (5)	Niedenfuer (19)	Hershiser (19)
1986	Valenzuela, Welch (3)	Howell (12)	Valenzuela (21)*
1987	Welch (4)†	Peña, Young (11)	Hershiser (16)
1988	Hershiser (8)*	J. Howell (21)	Hershiser (23)†
1989	Belcher (8)*	J. Howell (28)†	Belcher, Hershiser (15)
1990	Morgan (4)†	J. Howell (16)	Martinez (20)
1991	Martinez (4)	J. Howell (16)	Martinez (17)
1992	Astacio (4)	McDowell (14)	Candiotti (11)
L.A. Record	Koufax (11)	Howell (28)	Koufax (27)

Year	Losses	Percentage (15 or more Dec.)	ERA (80 or more inn.)
1958	Podres (15)	Williams (.563)	Podres (3.73)
1959	Drysdale (13)	Craig (.688)	Drysdale (3.45)
1960	Drysdale (14)	Sherry, Williams (.583)	Drysdale (2.84)
1961	Koufax (13)	Podres (.783)*	Koufax (3.52)
1962	Podres (13)	Drysdale (.735)	Koufax (2.54)*
1963	Drysdale (17)	Perranoski (.842)*	Koufax (1.88)*
1964	Drysdale (16)	Koufax (.792)*	Koufax (1.74)*
1965	Osteen (15)	Koufax (.765)*	Koufax (2.04)*
1966	Drysdale (16)	Regan (.933)‡*	Koufax (1.73)*
1967	Osteen (17)	Singer (.600)	Perranoski (2.45)
1968	Osteen (18)	Drysdale (.538)	Drysdale (2.15)
1969	Sutton (18)	Singer (.625)	Singer (2.34)
1970	Osteen (14)	Sutton (.536)	Brewer, Vance (3.13)
1971	Singer (17)	Downing (.690)	Brewer (1.89)
1972	Singer (16)	John (.688)	Sutton (2.08)
1973	Osteen (11)	John (.696)*	Sutton (2.42)
1974	Marshall (12)	John (.813)*	Marshall (2.42)
1975	Marshall, Messersmith (14)	Hooton (.720)	Messersmith (2.29)
1976	Hooton (15)	Rhoden (.800)*	Hough (2.20)
1977	Hough (12)	John (.741)	Hooton (2.62)
1978	Sutton (11)	Hooton (.655)	Welch (2.03)
1979	Sutton (15)	Sutcliffe (.630)	Hooton (2.97)
1980	Goltz (11)	Reuss (.750)	Sutton (2.21)*
1981	Goltz, Valenzuela (7)	Reuss (.714)	Hooton (2.28)
1982	Valenzuela (13)	Reuss (.621)	Howe (2.08)
1983	Welch (12)	Valenzuela (.600)	Welch (2.65)
1984	Valenzuela (17)	Peña (.667)	Peña (2.48)*
1985	Honeycutt (12)	Hershiser (.864)	Hershiser (2.03)
1986	Hershiser (14)	Valenzuela (.656)	Valenzuela (3.14)
1987	Hershiser (16)	Welch (.625)	Hershiser (3.06)
1988	Leary (11)	Hershiser (.742)	Holton (1.70)
1989	Hershiser (15)†	Hershiser (.555)	Hershiser (2.31)
1990	Morgan (15)	Martinez (.769)	Crews (2.77)
1991	Martinez (13)	Morgan (.583)	Belcher (2.62)
1992	Candiotti, Hershiser (15)	Candiotti (.423)	Astacio (1.98)
L.A. Record	Osteen, Sutton (18)	Regan (.933)	Koufax (1.73)

*League Leader **Major League Record †Tied for League Lead ‡All-Time Dodger Record

CURRENT DODGER LIFETIME FIELDING MARKS

First Basemen	Pct.	G	PO	A	E	TC	DP	
Karros, E	.993	153	1244	127	9	1380	103	
Parrish, L	.984	29	182	6	3	191	23	
Rodriguez, H	1.000	1	3	1	0	4	0	
Sharperson, M	.984	18	105	15	2	122	10	
Snyder, C	.991	59	303	28	3	334	25	
Webster, M	.913	5	19	2	2	23	4	
Wallach, T	.993	89	783	65	6	854	49	
Second Basemen	Pct.	G	PO	A	E	TC	DP	
Harris, L**	.972	204	361	440	23	824	93	
Reed, J	.984	496	997	1541	42	2580	359	
Sharperson, M	.973	139	202	266	13	481	55	
Snyder, C	1.000	4	2	4	0	6	0	
Wallach, T	1.000	1	1	1	0	2	1	
Third Basemen	Pct.	G	PO	A	E	TC	DP	
Hansen, D	.967	131	65	202	9	276	14	
Harris, L	.948	274	180	366	30	576	19	
Offerman, J	.946	27	30	40	4	74	5	
Reed, J	1.000	9	7	9	0	16	1	
Sharperson, M	.959	148	66	191	11	268	17	
Snyder, C	.952	28	17	43	3	63	3	
Wallach, T	.961	1624	1354	3285	190	4829	277	
Shortstops	Pct.	G	PO	A	E	TC	DP	
Bournigal, R	.967	9	12	17	1	30	6	
Elster, K	.971	524	767	1320	62	2149	214	
Hansen, D	1.000	1	1	1	0	2	1	
Harris, L	.833	48	32	63	19	114	14	
Offerman, J	.938	226	288	559	56	903	96	
Reed, J	.965	231	303	580	32	915	120	
Sharperson, M	.975	36	29	50	2	81	9	
Snyder, C	.938	49	65	87	10	162	30	
Wallach, T	—	1	0	0	0	0	0	
Outfielders	Pct.	G	PO	A	E	TC	DP	
Ashley, B	.857	27	34	2	6	42	0	
Butler, B	.992	1640	4148	97	36	4281	27	
Davis, E	.984	879	2022	39	34	2095	11	
Goodwin, T	1.000	50	51	0	0	43	0	
Harris, L	.964	39	52	2	2	56	0	
McDowell, R	—	3	0	0	0	0	0	
Parrish, L	1.000	6	8	0	0	8	0	
Reed, J	1.000	1	2	0	0	2	0	
Rodriguez, H	.960	48	65	7	3	75	2	
Snyder, C	.984	712	1445	74	25	1544	12	
Strawberry, D	.979	1263	2330	71	52	2453	22	
Wallach, T	1.000	40	57	3	0	60	0	
Webster, M	.977	865	1789	33	42	1864	3	
Catchers	Pct.	G	PO	A	E	TC	DP	PB
Hernandez, C	.980	86	356	43	8	397	5	7
Parrish, L	.997	1703	9029	914	88	10031	121	173
Piazza, M	.990	16	94	7	1	102	1	1
Wakamatsu, D	1.000	18	47	2	0	49	2	4
Pitchers	Pct.	G	PO	A	E	TC	DP	
Astacio, P	.895	11	4	13	2	19	1	
Candiotti, T	.976	245	153	250	10	413	17	
Goff, J	.979	430	66	124	4	194	5	
Gross, Kevin	.955	345	130	231	17	378	11	
Gross, Kip	.933	50	6	22	2	30	0	
Gutterman, L	.935	345	39	104	10	153	12	
Hershiser, O	.938	289	193	318	34	545	30	
Martinez, P	—	2	0	0	0	0	0	
Martinez, R	.967	115	60	85	5	150	0	
McCullers, L	.909	306	33	67	10	110	4	
McDowell, R	.936	532	89	187	19	295	15	
Nichols, R	.986	91	23	49	1	74	3	
Ritchie, W	1.000	147	3	26	0	29	0	
Wilson, S	.911	180	12	39	5	56	1	
Worrell, T	.966	348	11	46	2	59	5	

** 1 Triple Play

LOS ANGELES GAME LEADERS BY POSITION

1st Base:

1. Steve Garvey	1672
2. Wes Parker	1108
3. Ron Fairly	557
4. Eddie Murray	458
5. Greg Brock	447

Shortstop:

1. Bill Russell	1747
2. Maury Wills	1497
3. Alfredo Griffin	472
4. Dave Anderson	429
5. Mariano Duncan	296

Catcher:

1. Mike Scioscia	1395
2. John Roseboro	1199
3. Steve Yeager	1181
4. Joe Ferguson	496
5. Tom Haller	444

2nd Base:

1. Davey Lopes	1150
2. Steve Sax	970
3. Jim Lefebvre	613
4. Charles Neal	523
5. Jim Gilliam	405

Outfield:

1. Willie Davis	1906
2. Dusty Baker	1092
3. Willie Crawford	823
4. Ken Landreaux	769
5. Mike Marshall	764

Pitcher:

1. Don Sutton	550
2. Jim Brewer	474
3. Don Drysdale	459
4. Ron Perranoski	457
5. Charlie Hough	401

3rd Base:

1. Ron Cey	1468
2. Jim Gilliam	761
3. Jeff Hamilton	389
4. Pedro Guerrero	370
5. Jim Lefebvre	211

ALL-TIME DODGER LEADERS

1st Base:	Gil Hodges	1851
2nd Base:	Davey Lopes	1150
3rd Base:	Ron Cey	1468
Shortstop:	Pee Wee Reese	2014
Outfield:	Zack Wheat	2288
Catcher:	Mike Scioscia	1395
Pitcher:	Don Sutton	550

LOS ANGELES TEAM HOME RUN TOTALS

Year	DODGERS			OPPONENTS		
	At Los Angeles	Away	Totals	At Los Angeles	Home	Totals
1958	92	80	172	101	72	173
1959	82	66	148	90	67	157
1960	89	37	126	97	57	154
1961	83	74	157	109	58	167
1962	47	93	140	39	76	115
1963	42	68	110	43	68	111
1964	26	53	79	38	50	88
1965	26	52	78	41	86	127
1966	43	65	108	36	48	84
1967	36	46	82	35	58	93
1968	25	42	67	24	41	65
1969	40	57	97	55	67	122
1970	34	53	87	82	82	164
1971	43	52	95	56	54	110
1972	46	52	98	37	46	83
1973	63	47	110	62	67	129
1974	68	71	139	51	61	112
1975	64	54	118	52	52	104
1976	42	49	91	48	49	97
1977	96	95	191	65	54	119
1978	78	71	149	59	48	107
1979	106	77	183	55	46	101
1980	82	66	148	58	47	105
1981	38	44	82	33	21	54
1982	57	81	138	35	46	81
1983	74	72	146	49	48	97
1984	49	53	102	40	36	76
1985	47	82	129	54	48	102
1986	57	73	130	46	69	115
1987	52	73	125	56	74	130
1988	49	50	99	38	46	84
1989	37	52	89	46	49	95
1990	54	75	129	73	64	137
1991	57	51	108	46	50	96
1992	26	46	72	33	49	82
Totals	1950	2172	4122	1882	1954	3836

DODGERS WITH 30 OR MORE HOME RUNS

43 Duke Snider	1956	34 Dolph Camilli	1941	32 Reggie Smith	1977
42 Duke Snider	1953	33 Roy Campanella	1951	32 Pedro Guerrero	1982
42 Gil Hodges	1954	33 Steve Garvey	1977	32 Pedro Guerrero	1983
42 Duke Snider	1955	33 Pedro Guerrero	1985	31 Roy Campanella	1950
41 Roy Campanella	1953	32 Gil Hodges	1950	31 Duke Snider	1950
40 Gil Hodges	1951	32 Gil Hodges	1952	31 Gil Hodges	1953
40 Duke Snider	1954	32 Roy Campanella	1955	31 Frank Howard	1962
40 Duke Snider	1957	32 Gil Hodges	1956	30 Dusty Baker	1977
35 Babe Herman	1930	32 Jimmy Wynn	1974	30 Ron Cey	1977

CURRENT DODGER LIFETIME N.L. HOME RUNS BY PARKS

Player	Total	ATL	CHI	CIN	HST	LA	MTL	NY	PHI	PGH	STL	SD	SF
Strawberry	285	17	13	14	11	22	17	126	15	19	15	10	6
Wallach	204	20	17	15	8	7	81	6	9	7	12	10	12
Davis	182	11	6	81	8	11	6	4	10	12	2	13	18
Webster	51	3	7	1	2	1	14	1	4	3	5	1	3
Elster	34	2	1	1	1	1	4	16	1	3	1	2	1
Parrish	32	0	2	3	0	1	2	2	18	1	2	0	3
Butler	23	6	0	1	1	4	0	1	0	1	1	2	6
Karros	20	1	2	1	0	6	2	0	2	0	2	1	3
Snyder	14	0	2	0	0	1	1	1	0	0	0	1	8
Harris	8	0	0	0	0	2	1	1	0	0	0	1	0
Sharperson	8	0	0	0	0	4	1	1	1	0	0	1	0
Hansen	7	0	1	0	1	1	1	1	0	0	1	0	1
Gott	4	0	0	0	1	0	0	0	0	0	0	1	2
Gross, Kevin	4	0	0	0	0	1	1	0	2	0	0	0	0
Hernandez	3	0	0	0	0	1	0	0	1	0	0	0	1
Rodriguez	3	0	0	1	0	2	0	0	0	0	0	0	0
Ashley	2	0	0	0	0	2	0	0	0	0	0	0	0
Offerman	2	0	0	0	0	2	0	0	0	0	0	0	0
Martinez, Ramon	1	0	0	0	0	1	0	0	0	0	0	0	0
Piazza	1	0	0	0	1	0	0	0	0	0	0	0	0

All-time home run leaders at Dodger Stadium (as a Dodger): Ron Cey 121, Steve Garvey 118, Dusty Baker 77, Pedro Guerrero 72, Mike Marshall 69, Joe Ferguson 60, Willie Davis 57, Davey Lopes 50, Steve Yeager 48, Willie Crawford 42, Reggie Smith 42, Rick Monday 39, Frank Howard 37, Greg Brock 34, Jim Lefebvre 30, Jimmy Wynn 27, Eddie Murray 27, Franklin Stubbs 26, Kal Daniels 26, Tommy Davis 24, Wes Parker 23.

DODGER YEARLY HOME RUN LEADERS AT DODGER STADIUM (Season)

Steve Garvey set the Los Angeles Dodger record for home runs in a season at Dodger Stadium in 1979 as he hit 20. The yearly leaders:

1992 Eric Karros, 6	1981 Ron Cey, 9	1970 Bill Grabarkewitz, 8
1991 Darryl Strawberry, 14	1980 Steve Garvey and Ron Cey, 16	1969 Andy Kosco, 10
1990 Kal Daniels and Eddie Murray, 12	1979 Steve Garvey, 20	1968 Willie Davis and Ken Boyer, 4
1989 Jeff Hamilton, 8	1978 Steve Garvey, 18	1967 Al Ferrara, 9
1988 Kirk Gibson, 14	1977 Dusty Baker, 18	1966 Jim Lefebvre, 11
1987 Pedro Guerrero, 12	1976 Ron Cey, 12	1965 Lou Johnson, 6
1986 Mike Marshall, 13	1975 Ron Cey, 18	1964 Frank Howard, 11
1985 Mike Marshall, 15	1974 Jimmy Wynn, 18	1963 Frank Howard, 13
1984 Mike Marshall, 11	1973 Joe Ferguson, 13	1962 Tommy Davis, 14
1983 Greg Brock, 14	1972 Frank Robinson, 12	
1982 Pedro Guerrero, 15	1971 Richie Allen, 11	

LOS ANGELES GRAND SLAM HOME RUNS

Date	Player	Opponent	Pitcher	Inning
8-23-58	Gil Hodges	Milwaukee	Bob Trowbridge	8
4-29-60	John Roseboro	San Francisco	Sam Jones	5
5-17-60	Frank Howard	at Milwaukee	Bob Buhl	8
5-31-60	Norm Sherry	St. Louis	Ronnie Kline	6
6-4-60	Wally Moon	Chicago	Seth Morehead	7
7-28-60	Frank Howard	Cincinnati	Jim O'Toole	7
7-30-60	Tommy Davis	Milwaukee	Ron Piche	7
4-29-61	Frank Howard	at Chicago	Dick Ellsworth	5
6-2-61	Tommy Davis	San Francisco	Eddie Fisher	10
7-26-61	Norm Larker	at Philadelphia	Frank Sullivan	8
8-9-61	Don Drysdale	Milwaukee	Don Nottebart	2
7-2-62 (1st G)	Willie Davis	Philadelphia	Jack Hamilton	3
9-10-62	Tommy Davis	Chicago	Dick Ellsworth	3
7-4-63	Ken McMullen	St. Louis	Ernie Broglio	6
7-21-63 (2nd G)	Ron Fairly	at Milwaukee	Hank Fischer	3
9-12-63	John Roseboro	at Pittsburgh	Bob Friend	1
9-9-64	Willie Davis	at San Francisco	Bob Hendley	5
7-16-68	Ron Fairly	at Cincinnati	Jim Maloney	5

LOS ANGELES GRAND SLAM HOME RUNS (Continued)

Date	Player		Opponent	Pitcher	Inning
9-9-68	Bill Sudakis	at	St. Louis	Dick Hughes	2
4-15-69	Andy Kosco		San Diego	Johnny Podres	5
8-16-69	Maury Wills	at	Montreal	Larry Jaster	5
7-22-70	Tom Haller*		Montreal	Claude Raymond	7
8-5-70	Willie Davis		Atlanta	Don Cardwell	5
7-27-71	Bill Buckner		Pittsburgh	Jim Grant	7
5-25-73	Willie Crawford		New York	Jon Matlack	5
8-5-74	Steve Yeager		Cincinnati	Don Gullett	7
9-15-74	Jim Wynn		Cincinnati	Pedro Borbon	7
4-16-75	Jim Wynn		Cincinnati	Pat Darcy	7
4-24-75	Ken McMullen*		San Diego	Dave Tomlin	6
6-18-75	Ron Cey		Houston	Tom Griffin	1
9-27-75	Steve Yeager		Houston	Ken Forsch	3
6-7-76	Ron Cey		Philadelphia	Ron Reed	1
4-24-77	Ron Cey	at	Atlanta	Rick Camp	8
5-5-77	Ron Cey		New York	Tom Seaver	5
6-22-77	Steve Garvey		St. Louis	Clay Carroll	4
8-22-77	Steve Yeager	at	St. Louis	John Denny	3
8-28-77	Steve Garvey		St. Louis	Clay Carroll	7
9-12-77	Dusty Baker		San Diego	Dave Freisleben	6
10-4-77	Ron Cey+		Philadelphia	Steve Carlton	7
10-5-77	Dusty Baker+		Philadelphia	Jim Lonborg	4
6-12-78	Dusty Baker		Philadelphia	Jim Lonborg	6
7-6-78	Davey Lopes		Atlanta	Craig Skok	11
7-26-78	Steve Garvey		Chicago	Dave Roberts	3
8-16-78	Reggie Smith	at	Philadelphia	Jim Kaat	3
4-6-79	Joe Ferguson		San Diego	Randy Jones	1
7-24-79	Dusty Baker		Philadelphia	Warren Brusstar	6
8-10-79	Derrel Thomas	at	San Francisco	Bob Knepper	2
9-2-79	Davey Lopes		Chicago	Bruce Sutter	9
9-25-79	Ron Cey	at	San Francisco	Ed Halicki	2
9-28-79	Steve Garvey		Houston	Vern Ruhle	8
6-30-82 (1st G)	Dusty Baker		San Diego	Juan Eichelberger	5
10-1-82	Rick Monday	at	San Francisco	Fred Breining	8
5-18-83	Greg Brock	at	Montreal	Bill Gullickson	5
6-23-83	Pedro Guerrero	at	San Diego	Elias Sosa	4
7-23-83	Ken Landreaux	at	St. Louis	Bruce Sutter	8
9-7-83	Mike Marshall		Cincinnati	Ben Hayes	10
6-13-84	Mike Marshall		San Francisco	Scott Garrelts	3
6-21-84	Steve Yeager*	at	Cincinnati	Bob Owchinko	7
7-24-85	Greg Brock		Pittsburgh	Al Holland	6
7-26-85	Mike Marshall		Chicago	Warren Brusstar	6
8-21-85	Mike Marshall	at	Philadelphia	Jerry Koonsman	1
8-23-85	Pedro Guerrero	at	Montreal	Tim Burke	6
8-23-85	Mariano Duncan	at	Montreal	Gary Lucas	7
9-10-85 (2nd G)	Greg Brock	at	Atlanta	Steve Shields	7
5-7-86	Steve Sax	at	Chicago	Jay Baller	7
8-1-86	Greg Brock		Cincinnati	Mario Soto	1
8-2-86	Enos Cabell		Cincinnati	John Franco	8
8-3-87	Mike Marshall	at	Cincinnati	Ted Power	3
4-23-88	Mike Marshall	at	San Francisco	Don Robinson	9
7-6-88	Franklin Stubbs		St. Louis	Todd Worrell	8
4-10-89	Eddie Murray	at	San Francisco	Mike LaCoss	9
5-19-89	Jeff Hamilton	at	Montreal	Kevin Gross	7
6-4-89	Mike Scioscia	at	Houston	Bob Forsch	1
8-8-89	Mike Scioscia		Atlanta	John Smoltz	2
5-19-90	Kal Daniels		Philadelphia	Don Carman	4
8-29-90	Chris Gwynn	at	Philadelphia	Darrel Akerfelds	6
9-4-90	Kal Daniels		Houston	Mark Portugal	2
9-14-90	Kal Daniels	at	Cincinnati	Tim Layana	6
4-24-91	Kal Daniels		Atlanta	Doug Sisk	5
6-10-91	Lenny Harris	at	Chicago	Chuck McElroy	4
8-21-91	Darryl Strawberry		San Diego	Ricky Bones	5
5-27-92	Todd Benzinger	at	St. Louis	Jose DeLeon	3
9-4-92	Todd Benzinger*	at	Pittsburgh	Bob Patterson	9

*Pinch-hit +National League Playoffs

All-time Dodger grand slam leaders: Gil Hodges 14; Carl Furillo 8; Roy Campanella 6; Mike Marshall 6; Pee Wee Reese 6; Ron Cey 5; Duke Snider 5; Dusty Baker 4; Greg Brock 4; Kal Daniels 4; Steve Garvey 4; Steve Yeager 4; Tommy Davis 3; Willie Davis 3; Frank Howard 3. Los Angeles All-time Leaders - Mike Marshall 6; Ron Cey 5.

INSIDE-THE-PARK HOME RUNS

The Dodgers have a total of 28 inside-the-park home runs in Los Angeles history. The list:

Date	Player	Club
Apr. 22, 1959	Don Demeter	San Francisco
Apr. 30, 1959	Duke Snider	at Philadelphia
June 4, 1960	Wally Moon	Chicago
Aug. 16, 1960	Wally Moon	at Chicago
May 5, 1962	Doug Camilli	at Pittsburgh
May 25, 1962	Larry Burright	New York
May 30, 1962*	Maury Wills	at New York
Aug. 19, 1962	Willie Davis	at Cincinnati
May 3, 1964	Willie Davis	San Francisco
May 5, 1965	Ron Fairly	at Cincinnati
Aug. 20, 1965*	Bob Bailey	at Pittsburgh
May 29, 1966	Jim Lefebvre	New York
June 7, 1966	Al Ferrara	at Chicago
June 30, 1967	Wes Parker	at Houston
July 1, 1969	Manny Mota	Houston
July 16, 1969	Willie Davis	at Houston
July 9, 1970	Willie Davis	at Houston
June 11, 1972	Manny Mota	Pittsburgh
June 11, 1972	Willie Davis	Pittsburgh
July 26, 1978	Davey Lopes	Chicago
Aug. 3, 1978	Lee Lacy	at San Francisco
July 19, 1979	Joe Ferguson	Montreal
July 23, 1979	Davey Lopes	New York
July 6, 1985	Ken Landreaux	at St. Louis
June 9, 1986	Mariano Duncan	Cincinnati
June 6, 1987	John Shelby	at Cincinnati
May 2, 1988	Steve Sax	Pittsburgh
June 5, 1989**	Kirk Gibson	at Atlanta

* First game of doubleheader ** Second game of doubleheader

BROOKLYN AND LOS ANGELES 20-GAME WINNERS (Since 1900)

Wins	Pitcher	Year	Wins	Pitcher	Year
29	Joseph McGinnity	1900	22	Whit Wyatt	1941
28	Dazzy Vance	1924	22	Preacher Roe	1951
27	Don Newcombe	1956	21	Henry Schmidt	1903
27	Sandy Koufax	1966	21	Walter Reuther	1922
26	Sandy Koufax	1965	21	Burleigh Grimes	1923
25	William Donovan	1901	21	Ralph Branca	1947
25	Jeff Pfeffer	1916	21	Don Sutton	1976
25	Don Drysdale	1962	21	Fernando Valenzuela	1986
25	Sandy Koufax	1963	20	William Clark	1932
23	Jeff Pfeffer	1914	20	Luke Hamlin	1939
23	Burleigh Grimes	1920	20	Don Newcombe	1951
23	Don Drysdale	1965	20	Carl Erskine	1953
23	Orel Hershiser	1988	20	Don Newcombe	1955
22	William Kennedy	1900	20	Claude Osteen	1969
22	Nap Rucker	1911	20	Bill Singer	1969
22	Burleigh Grimes	1921	20	Al Downing	1971
22	Burleigh Grimes	1924	20	Claude Osteen	1972
22	Dazzy Vance	1925	20	Andy Messersmith	1974
22	Dazzy Vance	1928	20	Tommy John	1977
22	Kirby Higbe	1941	20	Ramon Martinez	1990

BROOKLYN AND LOS ANGELES INDIVIDUAL SAVE LEADERS

In the history of Dodger baseball, relief pitching has been an integral part of the team's great success. Many fine Dodger moundsmen have come out of the bullpen. Jay Howell holds the club's all-time single season mark for saves with 28 in 1989 while Steve Howe (17 in 1980) and Joe Black (15 in 1952) hold the top two rookie marks. In all, 15 Dodger pitchers have recorded 15 or more saves in a season. Here are the top Dodger save leaders:

Pitcher	Saves	Year	Pitcher	Saves	Year
Jay Howell	28	1989	Tom Niedenfuer	19	1985
Jim Hughes	24	1954	Hugh Casey	18	1947
Jim Brewer	24	1970	Charlie Hough	18	1976
Jim Brewer	22	1971	Steve Howe	18	1983
Charlie Hough	22	1977	Clem Labine	17	1957
Terry Forster	22	1978	Ron Perranoski	17	1965
Ron Perranoski	21	1963	Jim Brewer	17	1972
Phil Regan	21	1966	Steve Howe	17	1980
Mike Marshall	21	1974	Ron Perranoski	16	1967
Jay Howell	21	1988	Jay Howell	16	1990
Ron Perranoski	20	1962	Jay Howell	16	1991
Jim Brewer	20	1969	Jack Quinn	15	1931
Jim Brewer	20	1973	Joe Black	15	1952
Clem Labine	19	1956	Larry Sherry	15	1961

BROOKLYN NO-HITTERS

Date	Pitcher	Club	Score
June 22, 1891	Thomas Lovett	New York	6-0
June 2, 1894	Edward F. Stein	Chicago	1-0 (6 inns)
July 20, 1906	Malcolm Eason	at St. Louis	2-0
Sept. 5, 1908 (2nd game)	Nap Rucker	Boston	6-0
Sept. 13, 1925 (1st game)	Dazzy Vance	Philadelphia	10-1
August 27, 1937	Fred M. Frankhouse	Cincinnati	5-0 (7.2 inns)
April 30, 1940	James (Tex) Carleton	at Cincinnati	3-0
April 23, 1946	Edward Head	Boston	5-0
September 9, 1948	Rex Barney	at New York	2-0
June 19, 1952	Carl Erskine	Chicago	5-0
May 12, 1956	Carl Erskine	New York	3-0
September 25, 1956	Sal Maglie	Philadelphia	5-0

LOS ANGELES NO-HITTERS

Date	Pitcher	Club	Score	Catcher
June 30, 1962	Sandy Koufax	New York	5-0	Roseboro
May 11, 1963	Sandy Koufax	San Francisco	8-0	Roseboro
June 4, 1964	Sandy Koufax	at Philadelphia	3-0	Camilli
Sept. 9, 1965	Sandy Koufax	Chicago	1-0*	Torborg
July 20, 1970	Bill Singer	Philadelphia	5-0	Torborg
June 27, 1980	Jerry Reuss	at San Francisco	8-0	Yeager
June 29, 1990	Fernando Valenzuela	St. Louis	6-0	Scioscia
Aug. 17, 1992	Kevin Gross	San Francisco	2-0	Scioscia

*Perfect Game

Last no-hitter vs. Dodgers: July 28, 1991, by Dennis Martinez of the Montreal Expos at Dodger Stadium, 2-0* (perfect game)

OPPONENT NO-HITTERS VS. DODGERS
NINE-INNING OR MORE

Pitcher	Team	Date and Location
Amos Rusie	New York Giants	July 31, 1891 at NY
John Stivetts	Boston Beaneaters	Aug. 6, 1892 at Bos
Walter Thornton	Chicago Cubs	Aug. 21, 1898 (2G) at Chi
John Lush	Philadelphia Phillies	July 20, 1906 at Brk
Nicholas Madrox	Pittsburgh Pirates	Sept. 20, 1907 at Pgh
Leon Ames*	New York Giants	April 15, 1909 at N.Y.
Rube Marquard	New York Giants	April 15, 1915 at N.Y.
Paul Dean	St. Louis Cardinals	Sept. 21, 1934 (2G) at Brk
Johnny Vander Meer	Cincinnati Reds	June 15, 1938 at Brk
James Tobin	Boston Braves	April 27, 1944 at Bos
Vernon Bickford	Boston Braves	Aug. 11, 1950 at Bos
Don Larsen+S	New York Yankees	Oct. 8, 1956 at N.Y.
John Candelaria	Pittsburgh Pirates	Aug. 9, 1976 at Pgh
Nolan Ryan	Houston Astros	Sept. 26, 1981 at Hst
Tom Browning+	Cincinnati Reds	Sept. 16, 1988 at Cin
Mark Gardner#	Montreal Expos	July 26, 1991 at L.A.
Dennis Martinez+	Montreal Expos	July 28, 1991 at L.A.

+Perfect Game S 1956 World Series - Game 5

*Pitched a no-hitter for 9 1/3 innings but lost game in the 13th inning, 3-0.

#Pitched hitless ball for nine innings before giving a hit in the 10th inning and lost the game, 1-0

LOS ANGELES ONE-HITTERS

Date	Pitcher	Club	Score	Hit by
May 23, 1960	Sandy Koufax	at Pittsburgh	1-0	Daniels, single in 2nd
Aug. 4, 1963	J. Podres - L. Sherry	at Houston	4-0	Temple, single in 9th
May 25, 1965	Don Drysdale	St. Louis	2-0	Flood, single in 1st
June 17, 1965	Claude Osteen	San Francisco	3-0	Hiatt, single in 2nd
June 20, 1965	Sandy Koufax	New York	2-1	Hickman, homer in 5th
Aug. 4, 1968	Mike Kekich	New York	2-0	Swoboda, single in 7th
May 1, 1969	Don Sutton	at San Francisco	5-0	Davenport, double in 8th
June 19, 1971	Don Sutton	Houston	4-0	Wynn, double in 6th
May 9, 1974	Don Sutton	at San Diego	6-0	Grubb, single in 2nd
April 15, 1975	Don Sutton	Cincinnati	3-1	Bench, homer in 7th
Aug. 18, 1977	Don Sutton	San Francisco	7-0	Hill, single in 8th
May 11, 1979	Doug Rau	Montreal	7-0	Speier, single in 8th
May 29, 1980	Bob Welch	Atlanta	3-0	Blanks, single in 4th
April 21, 1982	Jerry Reuss	Houston	6-0	A. Howe, double in 1st
April 29, 1982	Burt Hooton	Philadelphia	4-0	DeJesus, single in 4th
June 11, 1982	Jerry Reuss	Cincinnati	11-1	E. Milner, double in 1st
June 1, 1983	Bob Welch	Philadelphia	1-0	Hayes, single in 4th
April 27, 1984	Rick Honeycutt	at San Diego	1-0	Salazar, single in 4th
April 26, 1985	Orel Hershiser	San Diego	2-0	Gwynn, single in 4th
July 23, 1985	Orel Hershiser	Pittsburgh	6-0	Thompson, single in 2nd

LOS ANGELES ONE-HITTERS (Continued)

Date	Pitcher	Club	Score	Hit by
Aug. 2, 1986	A. Pena - T. Niedenfuer	Cincinnati	7-1	Milner, homer in 6th
Oct. 1, 1987	Bob Welch	San Francisco	7-0	Aldrete, single in 6th
May 25, 1988	Tim Leary	at Philadelphia	4-0	Daulton, single in 3rd
July 21, 1990	Tim Lincecum	at Pittsburgh	6-0	Bell, single in 4th

Last combined one-hitter vs. Dodgers - May 1, 1988 vs. St. Louis by John Tudor and Scott Terry, 9-0, (Gibson singled in 7th).

TWO-HITTERS BY DODGER PITCHERS

Date	Pitcher	Club	Score	Hits by
Aug. 20, 1982	Valenzuela	at Pittsburgh	1-0	Berra-Ray
May 28, 1983	Valenzuela	San Francisco	5-0	Lemaster-R. Martin
July 14, 1984	Hershiser	at Chicago	8-0	Johnstone-Dernier
July 19, 1984	Hershiser	at St. Louis	10-0	L. Smith-Pendleton
July 29, 1984	Hershiser	Cincinnati	1-0	Esasky-Redus
April 18, 1985	Valenzuela	at San Diego	5-0	Gwynn-Bevacqua
April 21, 1985	Hershiser	at San Diego	2-0	Gwynn-Martinez
April 28, 1985	Valenzuela	San Diego	0-1	Nettles-Gwynn
May 20, 1986	Valenzuela	Montreal	4-0	Webster-Wohlford
May 24, 1986	Valenzuela	Philadelphia	6-0	Hayes, 2
Sept. 22, 1986	Valenzuela	at Houston	9-2	Lopes-Garner
June 29, 1988	Hershiser	at Houston	2-0	Biggio-Hatcher
May 14, 1989	Hershiser	at Philadelphia	9-0	Jordan-Jeltz
Aug. 12, 1989	Valenzuela	at San Francisco	5-1	Williams-Manwaring
July 30, 1990	Morgan	Cincinnati	4-1	Larkin-O'Neill
April 30, 1991	Morgan	at Montreal	0-1	DeShields-Wallach

BROOKLYN AND LOS ANGELES 100-RBI CLUB

1983	Pedro Guerrero	103	1950	Gil Hodges	113
1982	Pedro Guerrero	100		Duke Snider	107
1980	Steve Garvey	106		Carl Furillo	106
1979	Steve Garvey	110	1949	Jackie Robinson	124
1978	Steve Garvey	113		Gil Hodges	115
1977	Steve Garvey	115		Carl Furillo	106
	Ron Cey	110	1946	Dixie Walker	116
1975	Ron Cey	101	1945	Dixie Walker	124
1974	Steve Garvey	111		Luis Olmo	110
	Jimmy Wynn	108	1943	Billy Herman	100
1970	Wes Parker	111	1942	Dolph Camilli	109
1962	Tommy Davis	153	1941	Dolph Camilli	120
	Frank Howard	119	1939	Dolph Camilli	104
1956	Duke Snider	101	1938	Dolph Camilli	100
1955	Duke Snider	136	1934	Sam Leslie	102
	Roy Campanella	107	1932	Hack Wilson	123
	Gil Hodges	102	1930	Billy Herman	130
1954	Gil Hodges	130		Glenn Wright	126
	Duke Snider	130		Del Bissonette	113
1953	Roy Campanella	142	1929	Babe Herman	113
	Duke Snider	126	1928	Del Bissonette	106
	Gil Hodges	122	1925	Jack Fournier	130
1952	Gil Hodges	102		Zack Wheat	103
1951	Roy Campanella	108	1924	Jack Fournier	116
	Gil Hodges	103	1923	Jack Fournier	102
	Duke Snider	101	1922	Zack Wheat	112

LOS ANGELES TOP RBI MONTHS

41	Frank Howard	August 1962	27	Wes Parker	May 1972
37	Mike Marshall	Sept.-Oct. 1985	26	Willie Davis	August 1972
33	Tommy Davis	June 1962	26	Joe Ferguson	May 1973
31	Kal Daniels	Sept.-Oct. 1990	26	Dusty Baker	August 1979
30	Ron Fairly	July 1964	26	Dusty Baker	June 1980
30	Steve Garvey	June 1977	26	Pedro Guerrero	June 1985
29	Ron Cey	April 1977	25	Tommy Davis	July 1962
28	Darryl Strawberry	August 1991	25	Steve Garvey	May 1974
28	Darryl Strawberry	Sept. - Oct. 1991			

BROOKLYN AND LOS ANGELES 200-HIT CLUB

Steve Garvey had six 200-hit seasons to lead all Dodgers and only seven players in Major League history have had more than five seasons of 200 hits. Pete Rose holds the record with 10 seasons of 200 or more hits. The Dodgers' 200-hit club:

Year	Player	Hits	Year	Player	Hits
1900	Willie Keeler	204	1932	Lefty O'Doul	219
1901	Willie Keeler	202	1949	Jackie Robinson	203
1921	Jim Johnston	203	1962	Tommy Davis	230
1922	Zack Wheat	201		Maury Wills	208
1923	Jim Johnston	203	1974	Steve Garvey	200
1924	Zack Wheat	212	1975	Steve Garvey	210
1925	Zack Wheat	221	1976	Steve Garvey	200
1925	Milt Stock	202	1978	Steve Garvey	202
1929	Babe Herman	217	1979	Steve Garvey	204
	John Frederick	206	1980	Steve Garvey	200
1930	Babe Herman	241	1986	Steve Sax	210
	John Frederick	206			

BROOKLYN AND LOS ANGELES ALL-TIME HITTING STREAKS

Name	Club	Year	Games	Streak
1. Davis, Willie	Los Angeles	1969	31	August 1-September 3
2. Wheat, Zack	Brooklyn	1916	29	August 20 - September 16
3. Medwick, Joe	Brooklyn	1942	27	May 23 - June 25
4. Snider, Duke	Brooklyn	1953	27	August 19 - September 13
5. Keeler, Willie	Brooklyn	1902	26	August 8 - September 3
6. Wheat, Zack	Brooklyn	1918	26	July 11 - August 7
7. Hendrick, "Gink"	Brooklyn	1929	25	April 20 - May 30
8. Boyle, Buzz	Brooklyn	1934	25	May 1 - June 5
9. Davis, Willie	Los Angeles	1971	25	May 5 - June 2
10. Sax, Steve	Los Angeles	1986	25	September 1 - September 27

LONGEST LOS ANGELES HITTING STREAKS

Year	Player	Games	Year	Player	Games
1969	Willie Davis	31	1985	Bill Madlock	18
1986	Steve Sax	25	1979	Davey Lopes	18
1971	Willie Davis	25	1968	Bill Sudakis	18
1988	John Shelby	24	1962	Tommy Davis	18
1991	Brett Butler	23	1977	Ron Cey	17
1978	Steve Garvey	21	1974	Bill Buckner	17
1978	Steve Garvey	20	1965	Willie Davis	17
1965	Maury Wills	20	1963	Maury Wills	17
1964	Tommy Davis	20	1959	Wally Moon	17
1960	Tommy Davis	20			
1982	Pedro Guerrero	19	All-Time Dodger Record:		
1992	Brett Butler	19	31 games, Willie Davis - 1969		

HITTING FOR THE CYCLE

Babe Herman holds the Dodger record and is tied for the Major League record for most times hitting for the cycle - three. Herman did it in 1931 (twice) for the Dodgers and in 1933 for the Chicago Cubs. Bob Meusel (1921-22-28) and John Reilly (1883 (2) & 1890) also did it three times to share the Major League mark. Dodgers who have hit for the cycle:

Player	Date	Player	Date
Tom P. Burns	Aug. 1, 1890 (2g)	Dixie Walker	Sept. 2, 1944
James Johnston	May 25, 1922 (1g)	Jackie Robinson	Aug. 29, 1948 (1g)
Babe Herman	May 18, 1931	Gil Hodges	June 25, 1949
Babe Herman	July 24, 1931	Wes Parker	May 7, 1970

LOS ANGELES SEASON PINCH-HITTING LEADERS

Mitch Webster broke a 56-year-old Dodger record in 1992 when he recorded 17 pinch-hits to break the old mark of 16 which Sid Gautreaux held since 1936. Webster also broke the L.A. Dodger record of 15 held by Manny Mota (1974 and 1979) and Ed Goodson (1976). Listed are the yearly pinch-hitting leaders for the L.A. Dodgers:

Year	Player	Pinch-Hits	Year	Player	Pinch-Hits
1958	Elmer Valo	9	1968	Jim Fairey	8
1959	Norm Larker	8	1969	Len Gabrielson	13
1960	Chuck Essegian	8	1970	Len Gabrielson	8
1961	Frank Howard	9	1971	Willie Crawford	8
1962	Lee Walls	13	1972	Manny Mota	10
1963	Lee Walls, Wally Moon	7	1973	Steve Garvey	12
1964	Wally Moon	7	1974	Manny Mota	15
1965	Wally Moon	5	1975	Manny Mota, Leron Lee	10
1966	Tommy Davis, Al Ferrara	5	1976	Ed Goodson	15
1967	Wes Parker, Lou Johnson	5	1977	Manny Mota	14
	John Roseboro, Jimmy Campanis		1978	Lee Lacy	13
	Len Gabrielson, Al Ferrara		1979	Manny Mota	15

LOS ANGELES SEASON PINCH-HITTING LEADERS (Continued)

Year	Player	Pinch-Hits	Year	Player	Pinch-Hits
1980	Pedro Guerrero, Jay Johnstone, Gary Thomasson	11	1987	Ken Landreaux	10
1981	Jay Johnstone	11	1988	Mickey Hatcher	12
1982	Ron Roenicke	13	1989	Lenny Harris, Mickey Hatcher, Franklin Stubbs	6
1983	Jose Morales	12	1990	Mickey Hatcher	14
1984	Candy Maldonado	9	1991	Chris Gwynn	13
1985	Terry Whitfield	14	1992	Mitch Webster	17
1986	Bill Russell	10			

LOS ANGELES OPENERS

Season Openers, 1958-1992	Starter	Result	Attendance
1958 April 15, at San Francisco	Drysdale	Dodgers lost, 8-0	23,448
1959 April 11, at Chicago	Drysdale	Dodgers lost, 6-1	12,288
1960 April 12, Chicago at L.A.	Drysdale	Dodgers won, 3-2 (11 inn)	67,550
1961 April 11, Philadelphia at L.A.	Drysdale	Dodgers won, 6-2	50,927
1962 April 10, Cincinnati at L.A.	Podres	Dodgers lost, 6-3	52,564
1963 April 9, at Chicago	Drysdale	Dodgers won, 5-1	18,589
1964 April 14, St. Louis at L.A.	Koufax	Dodgers won, 4-0	50,451
1965 April 12, at New York	Drysdale	Dodgers won, 6-1	37,999
1966 April 12, Houston at L.A.	Osteen	Dodgers won, 3-2	34,520
1967 April 10, at Cincinnati	Miller	Dodgers lost, 6-1	28,422
1968 April 10, Philadelphia at L.A.	Osteen	Dodgers won, 2-0	28,138
1969 April 7, at Cincinnati	Drysdale	Dodgers won, 3-2	30,111
1970 April 7, Cincinnati at L.A.	Osteen	Dodgers lost, 4-0	30,457
1971 April 5, at Houston	Singer	Dodgers lost, 5-2	22,421
1972 April 15, at Cincinnati	Sutton	Dodgers won, 3-1	37,895
1973 April 6, at San Diego	Sutton	Dodgers lost, 4-2	32,019
1974 April 5, San Diego at L.A.	Sutton	Dodgers won, 8-0	31,566
1975 April 7, at Cincinnati	Sutton	Dodgers lost, 2-1 (14 inn)	52,526
1976 April 9, at San Francisco	Sutton	Dodgers lost, 4-2	37,261
1977 April 7, San Francisco at L.A.	Sutton	Dodgers won, 5-1	51,022
1978 April 7, at Atlanta	Sutton	Dodgers won, 13-4	42,866
1979 April 5, San Diego at L.A.	Hooton	Dodgers lost, 4-3	46,536
1980 April 10, at Houston	Hooton	Dodgers lost, 3-2	33,270
1981 April 9, Houston at L.A.	Valenzuela	Dodgers won, 2-0	50,511
1982 April 6, San Francisco at L.A.	Reuss	Dodgers won, 4-3	49,662
1983 April 5, at Houston	Valenzuela	Dodgers won, 16-7	27,343
1984 April 3, St. Louis at L.A.	Valenzuela	Dodgers lost, 11-7	50,103
1985 April 9, at Houston	Valenzuela	Dodgers lost, 2-1	42,876
1986 April 7, San Diego at L.A.	Valenzuela	Dodgers won, 2-1	49,444
1987 April 6, at Houston	Hershiser	Dodgers lost, 4-3	44,585
1988 April 4, San Francisco at L.A.	Valenzuela	Dodgers lost, 5-1	48,484
1989 April 3, at Cincinnati	Belcher	Dodgers lost, 6-4	55,385
1990 April 9, San Diego at L.A.	Hershiser	Dodgers won, 4-2	48,686
1991 April 10, at Atlanta	Belcher	Dodgers won, 6-4	18,527
1992 April 6, San Francisco at L.A.	Martinez	Dodgers lost, 8-1	49,018

*Dodgers are 18-17 in season openers since moving to L.A. in 1958.

HOME OPENERS SINCE 1958

(Other than Season Opening Day)

Date	Team	Starter	Results	Attendance
1958 April 18	San Francisco at L.A.	Erskine	Dodgers won, 6-5	78,762
1959 April 14	St. Louis at L.A.	Podres	Dodgers lost, 6-2	61,552
1963 April 16	Chicago at L.A.	Podres	Dodgers lost, 2-1	33,758
1965 April 20	New York at L.A.	Osteen	Dodgers lost, 3-2	36,161
1967 April 18	Cincinnati at L.A.	Osteen	Dodgers won, 7-2	17,947
1969 April 15	San Diego at L.A.	Osteen	Dodgers won, 14-0	22,200
1971 April 9	San Diego at L.A.	Singer	Dodgers lost, 6-3	31,413
1972 April 21	San Diego at L.A.	Downing	Dodgers won, 12-2	30,320
1973 April 11	Cincinnati at L.A.	Sutton	Dodgers lost, 4-1	24,755
1975 April 14	Cincinnati at L.A.	Rau	Dodgers won, 5-2	45,502
1976 April 13	San Diego at L.A.	Hooton	Dodgers lost, 8-5	52,703
1978 April 14	Atlanta at L.A.	John	Dodgers won, 5-1	38,397
1980 April 17	Houston at L.A.	Sutton	Dodgers won, 6-4	45,476
1983 April 8	Montreal at L.A.	Hooton	Dodgers lost, 8-3	45,369
1985 April 12	San Francisco at L.A.	Honeycutt	Dodgers lost, 4-1	46,910
1987 April 9	San Francisco at L.A.	Welch	Dodgers lost, 8-1	46,289
1989 April 13	Houston at L.A.	Belcher	Dodgers lost, 4-2	47,136
1991 April 12	San Diego at L.A.	Ojeda	Dodgers lost, 4-2	49,976

*Dodgers are 18-17 in home openers since moving to L.A. in 1958. Dodgers are 15-16 in home openers at Dodger Stadium.

1958-1992 LOS ANGELES OPENING DAY LINEUPS

1958		1965		1972		1979		1986	
Cimoli	CF	Wills	SS	Wills	SS	Lopes	2B	Duncan	SS
Reese	SS	Parker	1B	Buckner	1B	Russell	SS	Landreaux	CF
Snider	LF	W. Davis	CF	W. Davis	CF	Smith	RF	Madlock	3B
Hodges	1B	T. Davis	LF	Robinson	RF	Garvey	1B	Brock	1B
Neal	2B	Roseboro	C	Lefebvre	2B	Cey	3B	Marshall	RF
Gray	3B	Lefebvre	2B	Crawford	LF	Baker	LF	Stubbs	LF
Furillo	RF	Fairly	RF	Sims	C	Monday	CF	Scioscia	C
Walker	C	Kennedy	3B	Grabarkewitz	3B	Yeager	C	Sax	2B
Drysdale	P	Drysdale	P	Sutton	P	Hooton	P	Valenzuela	P
1959		1966		1973		1980		1987	
Fairly	RF	Wills	SS	Lacy	2B	Lopes	2B	Sax	2B
Moon	LF	Parker	1B	Mota	LF	Law	CF	Duncan	SS
Roseboro	C	W. Davis	CF	Buckner	1B	Smith	RF	Madlock	3B
Snider	CF	Fairly	RF	W. Davis	CF	Garvey	1B	Marshall	RF
Neal	2B	Lefebvre	3B	Crawford	RF	Baker	LF	Stubbs	1B
Hodges	1B	Johnson	LF	Ferguson	C	Cey	3B	Landreaux	LF
Zimmer	SS	Roseboro	C	McMullen	3B	Thomas	SS	Scioscia	C
Baxes	3B	Oliver	2B	Russell	SS	Yeager	C	Ramsey	CF
Drysdale	P	Osteen	P	Sutton	P	Hooton	P	Hershiser	P
1960		1967		1974		1981		1988	
Gilliam	3B	Parker	CF	Lopes	2B	Lopes	2B	Sax	2B
Neal	2B	Hunt	2B	Buckner	1B	Landreaux	CF	Griffin	SS
Moon	LF	Johnson	RF	Wynn	CF	Baker	LF	Gibson	LF
Snider	RF	Fairly	1B	Ferguson	C	Garvey	1B	Guerrero	3B
Hodges	1B	Lefebvre	3B	Crawford	RF	Cey	3B	Marshall	1B
Roseboro	C	Roseboro	C	Cey	3B	Guerrero	RF	Shelby	CF
Demeter	CF	Bailey	LF	Joshua	LF	Scioscia	C	Davis	RF
Wills	SS	Michael	SS	Russell	SS	Russell	SS	Scioscia	C
Drysdale	P	Miller	P	Sutton	P	Valenzuela	P	Valenzuela	P
1961		1968		1975		1982		1989	
Wills	SS	W. Davis	CF	Lopes	2B	Sax	2B	Randolph	2B
W. Davis	CF	Versalles	SS	Buckner	LF	Landreaux	CF	Griffin	SS
T. Davis	3B	Parker	1B	Wynn	CF	Baker	LF	Gibson	LF
Snider	RF	Ferrara	LF	Ferguson	RF	Garvey	1B	Murray	1B
Moon	LF	Bailey	3B	Garvey	1B	Cey	3B	Marshall	RF
Larker	1B	Fairly	RF	Cey	3B	Guerrero	RF	Shelby	CF
Neal	2B	Popovich	2B	Yeager	C	Yeager	C	Hamilton	3B
Roseboro	C	Haller	C	Russell	SS	Russell	SS	Scioscia	C
Drysdale	P	Osteen	P	Sutton	P	Reuss	P	Belcher	P
1962		1969		1976		1983		1990	
Wills	SS	Crawford	CF	Buckner	LF	Sax	2B	Samuel	CF
Gilliam	2B	Gabrielson	RF	Sizemore	2B	Landreaux	CF	Randolph	2B
Moon	LF	Sudakis	3B	Baker	CF	Baker	LF	Brooks	RF
Snider	RF	Fairly	1B	Garvey	1B	Guerrero	3B	Murray	1B
Roseboro	C	Kosco	LF	Cey	3B	Brock	1B	Daniels	LF
Fairly	1B	Haller	C	Ferguson	RF	Marshall	RF	Hamilton	3B
Spencer	3B	Lefebvre	2B	Yeager	C	Russell	SS	Scioscia	C
W. Davis	CF	Sizemore	SS	Russell	SS	Yeager	C	Griffin	SS
Podres	P	Drysdale	P	Sutton	P	Valenzuela	P	Hershiser	P
1963		1970		1977		1984		1991	
Wills	SS	Wills	SS	Lopes	2B	Sax	2B	Butler	CF
Oliver	2B	Buckner	LF	Russell	SS	Russell	SS	Samuel	2B
W. Davis	CF	W. Davis	CF	Smith	RF	Landreaux	CF	Strawberry	R
T. Davis	LF	Crawford	RF	Cey	3B	Guerrero	1B	Murray	1B
Skowron	1B	Parker	1B	Garvey	1B	Marshall	LF	Daniels	LF
Roseboro	C	Garvey	3B	Monday	CF	Maldonado	RF	Harris	3B
Fairly	RF	Haller	C	Baker	LF	Rivera	3B	Scioscia	C
McMullen	3B	Sizemore	2B	Yeager	C	Scioscia	C	Griffin	SS
Drysdale	P	Osteen	P	Sutton	P	Valenzuela	P	Belcher	P
1964		1971		1978		1985		1992	
Wills	SS	Wills	SS	Lopes	2B	Duncan	2B	Butler	CF
Gilliam	2B	Buckner	RF	Russell	SS	Landreaux	CF	Harris	3B
W. Davis	CF	W. Davis	CF	Smith	RF	Oliver	LF	Daniels	1B
T. Davis	LF	Parker	1B	Cey	3B	Guerrero	3B	Strawberry	RF
Fairly	1B	Allen	LF	Garvey	1B	Marshall	RF	Davis	LF
Howard	RF	Sims	C	Baker	LF	Scioscia	C	Samuel	2B
Roseboro	C	Garvey	3B	Monday	CF	Bream	1B	Scioscia	C
Werhas	3B	Russell	2B	Yeager	C	Anderson	SS	Offerman	SS
Koutax	P	Singer	P	Sutton	P	Valenzuela	P	R. Martinez	P

LONGEST GAMES IN DODGER HISTORY

(18 or more innings)

Innings	Date	Location	Result
26*	May 1, 1920	Boston	Brooklyn 1, Boston 1
23	June 27, 1939	Boston	Brooklyn 2, Boston 2
22	Aug. 22, 1917	Brooklyn	Brooklyn 6, Pittsburgh 5
22	June 3, 1989	Houston	Houston 5, Los Angeles 4
22	Aug. 23, 1989	Montreal	Los Angeles 1, Montreal 0
21	Aug. 17, 1982	Chicago	Los Angeles 2, Chicago 1
20	April 30, 1919	Philadelphia	Brooklyn 9, Philadelphia 9
20	July 5, 1940	Boston	Brooklyn 6, Boston 2
19	June 17, 1915	Chicago	Chicago 4, Brooklyn 2
19	May 3, 1920	Boston	Boston 2, Brooklyn 1
19	May 17, 1939	Chicago	Brooklyn 9, Chicago 9
19**	Sept. 11, 1946	Brooklyn	Cincinnati 0, Brooklyn 0
19	Aug. 8, 1972	Cincinnati	Cincinnati 2, Los Angeles 1
19	May 24, 1973	Los Angeles	New York 7, Los Angeles 3
18	Aug. 17, 1902	Brooklyn	Brooklyn 7, St. Louis 7
18	June 1, 1919	Brooklyn	Philadelphia 10, Brooklyn 9
18	Sept. 6, 1984	Los Angeles	Atlanta 3, Los Angeles 2

* Longest game and longest tied game in Major League history

** Longest scoreless game in Major League history

LONGEST GAMES IN DODGER HISTORY (Time)

Time	Innings	Date	Location	Result
7:14*	22	June 3, 1989	Houston	Houston 5, Los Angeles 4
6:14†	22	Aug. 23, 1989	Montreal	Los Angeles 1, Montreal 0
6:10	21	Aug. 17-18, 1982	Chicago	Los Angeles 2, Chicago 1
5:45	16	Sept. 28, 1986	San Francisco	San Francisco 6, Los Angeles 5
5:42	19	May 24, 1973	Los Angeles	New York 7, Los Angeles 3
5:35	17	April 12, 1980	Houston	Los Angeles 6, Houston 5
5:20	16	Sept. 13, 1982	Los Angeles	Los Angeles 4, San Diego 3
5:19	20	July 5, 1940	Boston	Brooklyn 6, Boston 2
5:16	16	Sept. 6, 1987	Los Angeles	Los Angeles 3, New York 2
5:15	23	June 23, 1939	Boston	Brooklyn 2, Boston 2
5:03	12	July 27, 1990	Los Angeles	Los Angeles 5, Atlanta 4
5:02	15	May 14, 1978	Los Angeles	Chicago 10, Los Angeles 7
5:02	18	Sept. 6, 1984	Los Angeles	Atlanta 3, Los Angeles 2
4:58	14	Sept. 8, 1985	Los Angeles	New York 4, Los Angeles 3
4:53	13	June 18, 1991	Los Angeles	Los Angeles 6, Chicago 5
4:50	11	May 19, 1990	Los Angeles	Philadelphia 15, Los Angeles 12
4:41	19	May 17, 1939	Chicago	Brooklyn 9, Chicago 9
4:41	14	June 21, 1986	Los Angeles	San Diego 8, Los Angeles 7
4:40	19	Sept. 11, 1946	Brooklyn	Cincinnati 0, Brooklyn 0
4:38	12	Sept. 16, 1991	Los Angeles	Los Angeles 5, Cincinnati 4
4:37	14	July 2, 1975	Los Angeles	Los Angeles 6, San Diego 5
4:36	13	June 15, 1990	Los Angeles	Los Angeles 6, San Diego 5
4:33	14	Aug. 25, 1990	Los Angeles	Los Angeles 3, New York 2
4:30	13	Sept. 1, 1992	Chicago	Los Angeles 5, Chicago 4
4:29	15	July 13, 1990	San Diego	San Diego 4, Los Angeles 3
4:29§	11	July 8, 1992	Los Angeles	Los Angeles 1, Montreal 0

* Longest night game in National League history

† Longest extra inning 1-0 game in Major League history

§ Longest 1-0 game in Dodger Stadium history

DIVISION SERIES RESULTS

Year	Game	Date	Site	Score	Winner	Loser	Attendance
1981	1	10-6	Hst.	Astros 3, Dodgers 1	Ryan	Stewart	44,836
	2	10-7	Hst.	Astros 1, Dodgers 0 (11)	Sambito	Stewart	42,398
	3	10-9	L.A.	Dodgers 6, Astros 1	Hooton	Knepper	46,820
	4	10-10	L.A.	Dodgers 2, Astros 1	Valenzuela	Ruhle	55,983
	5	10-11	L.A.	Dodgers 4, Astros 0	Reuss	Ryan	55,979

CHAMPIONSHIP SERIES RESULTS

Year	Game	Date	Site	Score	Winner	Loser	Attendance
1974	1	10-5	Pitt.	Dodgers 3, Pirates 0	Sutton	Reuss	40,638
	2	10-6	Pitt.	Dodgers 5, Pirates 2	Messersmith	Giusti	49,247
	3	10-8	L.A.	Pirates 7, Dodgers 0	Kison	Rau	55,953
	4	10-9	L.A.	Dodgers 12, Pirates 1	Sutton	Reuss	54,424
1977	1	10-4	L.A.	Phillies 7, Dodgers 5	Garber	Sosa	55,968
	2	10-5	L.A.	Dodgers 7, Phillies 1	Sutton	Lonborg	55,973
	3	10-7	Phil.	Dodgers 6, Phillies 5	Rautzhan	Garber	63,719
	4	10-8	Phil.	Dodgers 4, Phillies 1	John	Carlton	64,924
1978	1	10-4	Phil.	Dodgers 9, Phillies 5	Welch	Christenson	63,460
	2	10-5	Phil.	Dodgers 4, Phillies 0	John	Ruthven	60,642
	3	10-6	L.A.	Phillies 9, Dodgers 4	Carlton	Sutton	55,043
	4	10-7	L.A.	Dodgers 4, Phillies 3 (10)	Forster	McGraw	55,124

CHAMPIONSHIP SERIES RESULTS (Continued)

Year	Game	Date	Site	Score	Winner	Loser	Attendance
1981	1	10-13	L.A.	Dodgers 5, Expos 1	Hooton	Gullickson	51,273
	2	10-14	L.A.	Expos 3, Dodgers 0	Burris	Valenzuela	53,463
	3	10-16	Mil	Expos 4, Dodgers 1	Rogers	Reuss	54,372
	4	10-17	Mil	Dodgers 7, Expos 1	Hooton	Gullickson	54,499
	5	10-19	Mil	Dodgers 2, Expos 1	Valenzuela	Rogers	36,491
1983	1	10-4	L.A.	Phillies 1, Dodgers 0	Carlton	Reuss	55,254
	2	10-5	L.A.	Dodgers 4, Phillies 1	Valenzuela	Derfny	55,967
	3	10-7	Phil.	Phillies 7, Dodgers 2	Hudson	Weich	53,490
	4	10-8	Phil.	Phillies 7, Dodgers 2	Carlton	Reuss	64,494
1985	1	10-9	L.A.	Dodgers 4, Cardinals 1	Valenzuela	Tudor	55,270
	2	10-10	L.A.	Dodgers 8, Cardinals 2	Hershiser	Andujar	55,222
	3	10-12	St. L.	Cardinals 4, Dodgers 2	Cox	Weich	53,708
	4	10-13	St. L.	Cardinals 12, Dodgers 2	Tudor	Reuss	53,708
	5	10-14	St. L.	Cardinals 3, Dodgers 2	Lahti	Niedenfuer	53,708
	6	10-16	L.A.	Cardinals 7, Dodgers 5	Worrell	Niedenfuer	55,208
1988	1	10-4	L.A.	Mets 3, Dodgers 2	Myers	J. Howell	55,582
	2	10-5	L.A.	Dodgers 6, Mets 3	Belcher	Cone	55,780
	3	10-8	N.Y.	Mets 8, Dodgers 4	Myers	Pena	44,672
	4	10-9	N.Y.	Dodgers 5, Mets 4 (12)	Pena	McDowell	54,014
	5	10-10	N.Y.	Dodgers 7, Mets 4	Belcher	Fernandez	52,069
	6	10-11	L.A.	Mets 5, Dodgers 1	Cone	Leary	55,885
	7	10-12	L.A.	Dodgers 6, Mets 0	Hershiser	Darling	55,693

WORLD SERIES RESULTS

Year	Game	Date	Site	Score	Winner	Loser	Attendance
1916	1	10-7	Bos	Red Sox 6, Dodgers 5	Shore	Marquard	36,117
	2	10-9	Bos	Red Sox 2, Dodgers 1 (14)	Ruth	Smith	41,373
	3	10-10	Brk	Dodgers 4, Red Sox 3	Coombs	Mays	21,087
	4	10-11	Brk	Red Sox 6, Dodgers 2	Leonard	Marquard	21,662
	5	10-12	Bos	Red Sox 4, Dodgers 1	Shore	Pfeffer	42,620
1920	1	10-5	Brk	Indians 3, Dodgers 1	Coveleski	Marquard	23,573
	2	10-6	Brk	Dodgers 3, Indians 0	Grimes	Bagby	22,559
	3	10-7	Brk	Dodgers 2, Indians 1	S. Smith	Caldwell	25,088
	4	10-9	Cle	Indians 5, Dodgers 1	Coveleski	Cadore	25,734
	5	10-10	Cle	Indians 8, Dodgers 1	Bagby	Grimes	26,884
	6	10-11	Cle	Indians 1, Dodgers 0	Mails	S. Smith	27,194
	7	10-12	Cle	Indians 3, Dodgers 0	Coveleski	Grimes	27,525
1941	1	10-1	N.Y.	Yankees 3, Dodgers 2	Ruffing	Davis	68,540
	2	10-2	N.Y.	Dodgers 3, Yankees 2	Wyatt	Chandler	66,248
	3	10-4	Brk	Yankees 2, Dodgers 1	Russo	Casey	33,100
	4	10-5	Brk	Yankees 7, Dodgers 4	Murphy	Casey	33,813
	5	10-6	Brk	Yankees 3, Dodgers 1	Banham	Wyatt	34,072
1947	1	9-30	N.Y.	Yankees 5, Dodgers 3	Shea	Branca	73,365
	2	10-1	N.Y.	Yankees 10, Dodgers 3	Reynolds	Lombardi	69,865
	3	10-2	Brk	Dodgers 9, Yankees 8	Casey	Newsom	33,098
	4	10-3	Brk	Dodgers 3, Yankees 2	Casey	Bevens	33,443
	5	10-4	Brk	Yankees 2, Dodgers 1	Shea	Barney	34,379
	6	10-5	N.Y.	Dodgers 8, Yankees 6	Branca	Page	74,065
	7	10-6	N.Y.	Yankees 5, Dodgers 2	Page	Gregg	71,548
1949	1	10-5	N.Y.	Yankees 1, Dodgers 0	Reynolds	Newcombe	66,230
	2	10-6	N.Y.	Dodgers 1, Yankees 0	Roe	Raschi	70,053
	3	10-7	Brk	Yankees 4, Dodgers 3	Page	Branca	32,788
	4	10-8	Brk	Yankees 6, Dodgers 4	Lopat	Newcombe	33,934
	5	10-9	Brk	Yankees 10, Dodgers 6	Raschi	Barney	33,711
1952	1	10-1	Brk	Dodgers 4, Yankees 2	Black	Reynolds	34,861
	2	10-2	Brk	Yankees 7, Dodgers 1	Raschi	Erskine	33,792
	3	10-3	N.Y.	Dodgers 5, Yankees 3	Roe	Lopat	66,698
	4	10-4	N.Y.	Yankees 2, Dodgers 0	Reynolds	Black	71,787
	5	10-5	N.Y.	Dodgers 6, Yankees 5 (11)	Erskine	Sain	70,536
	6	10-6	Brk	Yankees 3, Dodgers 2	Raschi	Loes	33,195
	7	10-7	Brk	Yankees 4, Dodgers 2	Reynolds	Black	33,195
1953	1	9-30	N.Y.	Yankees 9, Dodgers 5	Sain	Labine	69,374
	2	10-1	N.Y.	Yankees 4, Dodgers 2	Lopat	Roe	66,786
	3	10-2	Brk	Dodgers 3, Yankees 2	Erskine	Raschi	35,270
	4	10-3	Brk	Dodgers 7, Yankees 3	Loes	Ford	36,775
	5	10-4	Brk	Yankees 11, Dodgers 7	McDonald	Podres	36,775
	6	10-5	N.Y.	Yankees 4, Dodgers 3	Reynolds	Labine	62,370
1955	1	9-28	N.Y.	Yankees 6, Dodgers 5	Ford	Newcombe	63,869
	2	9-29	N.Y.	Yankees 4, Dodgers 2	Byrne	Loes	64,707
	3	9-30	Brk	Dodgers 8, Yankees 3	Podres	Turley	34,209
	4	10-1	Brk	Dodgers 8, Yankees 5	Labine	Larsen	36,242
	5	10-2	Brk	Dodgers 5, Yankees 3	Craig	Grim	36,796
	6	10-3	N.Y.	Yankees 5, Dodgers 1	Ford	Spooner	64,022
	7	10-4	N.Y.	Dodgers 2, Yankees 0	Podres	Byrne	62,465
1956	1	10-3	Brk	Dodgers 6, Yankees 3	Maglie	Ford	34,479
	2	10-5	Brk	Dodgers 13, Yankees 8	Bessent	Morgan	36,217
	3	10-6	N.Y.	Yankees 5, Dodgers 3	Ford	Craig	73,977
	4	10-7	N.Y.	Yankees 6, Dodgers 2	Sturdivant	Erskine	69,705
	5	10-8	N.Y.	Yankees 2, Dodgers 0	Larsen	Maglie	64,519
	6	10-9	Brk	Dodgers 1, Yankees 0 (10)	Labine	Turley	33,224
	7	10-10	Brk	Yankees 9, Dodgers 0	Kucks	Newcombe	33,782

WORLD SERIES RESULTS (Continued)

Year	Game	Date	Site	Score	Winner	Loser	Attendance
1959	1	10-1	Chi	White Sox 11, Dodgers 0	Wynn	Craig	48,013
	2	10-2	Chi	Dodgers 4, White Sox 3	Podres	Shaw	47,368
	3	10-4	L.A.	Dodgers 3, White Sox 1	Drysdale	Donovan	92,394
	4	10-5	L.A.	Dodgers 5, White Sox 4	Sherry	Staley	92,650
	5	10-6	L.A.	White Sox 1, Dodgers 0	Shaw	Koufax	92,706
	6	10-8	Chi	Dodgers 9, White Sox 3	Sherry	Wynn	47,653
1963	1	10-2	N.Y.	Dodgers 5, Yankees 2	Koufax	Ford	69,000
	2	10-3	N.Y.	Dodgers 4, Yankees 1	Podres	Downing	66,455
	3	10-5	L.A.	Dodgers 1, Yankees 0	Drysdale	Bouton	55,912
	4	10-6	L.A.	Dodgers 2, Yankees 1	Koufax	Ford	55,912
1965	1	10-6	Min	Twins 8, Dodgers 2	Grant	Drysdale	47,797
	2	10-7	Min	Twins 5, Dodgers 1	Kaat	Koufax	48,700
	3	10-9	L.A.	Dodgers 4, Twins 0	Osteen	Pascual	55,934
	4	10-10	L.A.	Dodgers 7, Twins 2	Drysdale	Grant	55,920
	5	10-11	L.A.	Dodgers 7, Twins 0	Koufax	Kaat	55,801
	6	10-13	Min	Twins 5, Dodgers 1	Grant	Osteen	49,578
	7	10-14	Min	Dodgers 2, Twins 0	Koufax	Kaat	50,596
1966	1	10-5	L.A.	Orioles 5, Dodgers 2	Drabowsky	Drysdale	55,941
	2	10-6	L.A.	Orioles 6, Dodgers 0	Palmer	Koufax	55,947
	3	10-8	Balt	Orioles 1, Dodgers 0	Bunker	Osteen	54,445
	4	10-9	Balt	Orioles 1, Dodgers 0	McNally	Drysdale	54,458
1974	1	10-12	L.A.	Athletics 3, Dodgers 2	Fingers	Messersmith	55,974
	2	10-13	L.A.	Dodgers 3, Athletics 2	Sutton	Blue	55,989
	3	10-15	Oak	Athletics 3, Dodgers 2	Hunter	Downing	49,347
	4	10-16	Oak	Athletics 5, Dodgers 2	Holtzman	Messersmith	49,347
	5	10-17	Oak	Athletics 3, Dodgers 2	Odom	Marshall	49,347
1977	1	10-11	N.Y.	Yankees 4, Dodgers 3 (12)	Lyle	Rhoden	56,668
	2	10-12	N.Y.	Dodgers 6, Yankees 1	Hooton	Hunter	56,691
	3	10-14	L.A.	Yankees 5, Dodgers 3	Torrez	John	55,992
	4	10-15	L.A.	Yankees 4, Dodgers 2	Guidry	Rau	55,995
	5	10-16	L.A.	Dodgers 10, Yankees 4	Sutton	Gullett	55,955
	6	10-18	N.Y.	Yankees 8, Dodgers 4	Torrez	Hooton	56,407
1978	1	10-10	L.A.	Dodgers 11, Yankees 5	John	Figuerro	55,997
	2	10-11	L.A.	Dodgers 4, Yankees 3	Hooton	Hunter	55,982
	3	10-13	N.Y.	Yankees 5, Dodgers 1	Guidry	Sutton	56,447
	4	10-14	N.Y.	Yankees 4, Dodgers 3 (10)	Gossage	Welch	56,445
	5	10-15	N.Y.	Yankees 12, Dodgers 2	Beattie	Hooton	56,448
	6	10-17	L.A.	Yankees 7, Dodgers 2	Hunter	Sutton	55,985
1981	1	10-20	N.Y.	Yankees 5, Dodgers 3	Guidry	Reuss	56,470
	2	10-21	N.Y.	Yankees 3, Dodgers 0	John	Hooton	56,505
	3	10-23	L.A.	Dodgers 5, Yankees 4	Valenzuela	Frazier	56,236
	4	10-24	L.A.	Dodgers 8, Yankees 7	Howe	Frazier	56,242
	5	10-25	L.A.	Dodgers 2, Yankees 1	Reuss	Guidry	56,115
	6	10-28	N.Y.	Dodgers 9, Yankees 2	Hooton	Frazier	56,513
1988	1	10-15	L.A.	Dodgers 5, Athletics 4	Peña	Eckersley	55,983
	2	10-16	L.A.	Dodgers 6, Athletics 0	Hershiser	Davis	56,051
	3	10-18	Oak	Athletics 2, Dodgers 1	Honeycutt	Howell	49,316
	4	10-19	Oak	Dodgers 4, Athletics 3	Belcher	Stewart	49,317
	5	10-20	Oak	Dodgers 5, Athletics 2	Hershiser	Davis	49,317

AWARD WINNING DODGERS

Most Valuable Player: (12)

Jake Daubert	1913
Dazzy Vance	1924
Dolph Camilli	1941
Jackie Robinson	1949
Roy Campanella	1951
Roy Campanella	1953
Roy Campanella	1955
Don Newcombe	1956
Maury Wills	1962
Sandy Koufax	1963
Steve Garvey	1974
Kirk Gibson	1988

Rookie Of The Year: (12)

Jackie Robinson	1947
Don Newcombe	1949
Joe Black	1952
Jim Gilliam	1953
Frank Howard	1960
Jim Lefebvre	1965
Ted Sizemore	1969
Rick Sutcliffe	1979
Steve Howe	1980
Fernando Valenzuela	1981
Steve Sax	1982
Eric Karros	1992

All-Star MVP: (3)

Steve Garvey	1974
Don Sutton	1977
Steve Garvey	1978

World Series MVP: (6)

Johnny Podres	1955
Larry Sherry	1959
Sandy Koufax	1963
Sandy Koufax	1965
Ron Cey, Pedro Guerrero,	
Steve Yeager	1981
Orel Hershiser	1988

Cy Young Award: (8)

Don Newcombe	1956
Don Drysdale	1962
Sandy Koufax	1963
Sandy Koufax	1965
Sandy Koufax	1966
Mike Marshall	1974
Fernando Valenzuela	1981
Orel Hershiser	1988

Comeback Player: (8)

Phil Regan	1966
Al Downing	1971
Jimmy Wynn	1974
Tommy John	1976
Jerry Reuss	1980
Pedro Guerrero	1987
Tim Leary	1988
Orel Hershiser	1991

Championship Series MVP: (4)

Dusty Baker	1977
Steve Garvey	1978
Burt Hooton	1981
Orel Hershiser	1988

DODGER CHAMPIONS IN THE NATIONAL LEAGUE

Batting: (10)

Jake Daubert	1913	.350
Jake Daubert	1914	.329
Zack Wheat	1918	.335
Lefty O'Doul	1932	.368
Pete Reiser	1941	.343
Dixie Walker	1944	.357
Jackie Robinson	1949	.342
Carl Furillo	1953	.344
Tommy Davis	1962	.346
Tommy Davis	1963	.326

Runs: (8)

Pete Reiser	1941	117
Arky Vaughan	1943	112
Eddie Stanky	1945	128
Pee Wee Reese	1949	132
Duke Snider	1953	132
Duke Snider	1954	120 **
Duke Snider	1955	126
Brett Butler	1991	112

Hits: (6)

"Wee" Willie Keeler	1900	208
Ivy Olson	1919	164
Duke Snider	1950	199
Tommy Davis	1962	230
Steve Garvey	1978	202
Steve Garvey	1980	200

Singles: (14)

"Wee" Willie Keeler	1900	179
Jake Daubert	1911	146 **
Jake Daubert	1913	152
Ivy Olson	1919	140
Zack Wheat	1924	149
Milt Stock	1925	164
Lefty O'Doul	1932	158 **
Maury Wills	1961	150
Maury Wills	1962	179
Maury Wills	1965	165 **
Steve Sax	1986	157
Steve Sax	1988	147
Brett Butler	1991	162
Brett Butler	1992	143

Doubles: (4)

Red Smith	1913	40
John Frederick	1929	52
Pete Reiser	1941	39 **
Wes Parker	1970	47

Triples: (14)

Jimmy Sheppard	1901	21
Harry Lumley	1904	18
Whitey Alperman	1907	16 **
Jake Daubert	1918	15
Hy Myers	1919	14 **
Hy Myers	1920	22
Pete Reiser	1941	17
Luis Olmo	1945	13
Jim Gilliam	1953	17
Wally Moon	1959	11 **
Charlie Neal	1959	11 **
Willie Davis	1962	10
Maury Wills	1962	10 **
Willie Davis	1970	16

Home Runs: (7)

Jimmy Sheppard	1903	9
Harry Lumley	1904	9
Tim Jordan	1906	12
Tim Jordan	1908	12
Jack Fournier	1924	27
Dolph Camilli	1941	34
Duke Snider	1956	43

RBI: (6)

Hy Myers	1919	73
Dolph Camilli	1941	120
Dixie Walker	1945	124
Roy Campanella	1953	142
Duke Snider	1955	136
Tommy Davis	1962	153

Total Bases: (6)

Zack Wheat	1916	262
Hy Myers	1919	223
Pete Reiser	1941	299
Duke Snider	1949	343
Duke Snider	1953	370
Duke Snider	1954	378

Stolen Bases: (15)

Jimmy Sheppard	1903	67 **
Pete Reiser	1942	20
Arky Vaughan	1943	20
Pete Reiser	1946	34
Jackie Robinson	1947	29
Jackie Robinson	1949	37
Pee Wee Reese	1952	30
Maury Wills	1960	50
Maury Wills	1961	35
Maury Wills	1962	104 **
Maury Wills	1963	40
Maury Wills	1964	53
Maury Wills	1965	94
Davey Lopes	1975	77
Davey Lopes	1976	63

Walks: (11)

Jack Fournier	1925	86
Dolph Camilli	1938	119
Dolph Camilli	1939	110
Augie Galan	1943	103
Augie Galan	1944	101
Eddie Stanky	1945	148
Eddie Stanky	1946	137
Pee Wee Reese	1947	104 **
Duke Snider	1956	99
Jim Gilliam	1959	96
Brett Butler	1991	108

Slugging: (8)

Jimmy Sheppard	1901	.536
Harry Lumley	1906	.477
Zack Wheat	1916	.461
Hy Myers	1919	.436
Pete Reiser	1941	.558
Duke Snider	1953	.627
Duke Snider	1956	.598
Pedro Guerrero	1985	.577

Wins: (13)

Burleigh Grimes	1921	22
Dazzy Vance	1924	28
Dazzy Vance	1925	22 **
Kirby Higbe	1941	22 **
Whit Wyatt	1941	22
Don Newcombe	1956	27
Don Drysdale	1962	25 **
Sandy Koufax	1963	26
Sandy Koufax	1965	26
Sandy Koufax	1966	27 **
Andy Messersmith	1974	20
Fernando Valenzuela	1986	21 **
Orel Hershiser	1988	23

DODGER CHAMPIONS IN THE NATIONAL LEAGUE (Continued)

Earned Run Average: (11)

Dazzy Vance	1924	2.16
Dazzy Vance	1928	2.09
Dazzy Vance	1930	2.61
Johnny Podres	1957	2.66
Sandy Koufax	1962	2.54
Sandy Koufax	1963	1.88
Sandy Koufax	1964	1.74
Sandy Koufax	1965	2.04
Sandy Koufax	1966	1.73
Don Sutton	1980	2.21
Alejandro Peña	1984	2.48

Shutouts: (28)

Nap Rucker	1912	6
Clarence Mitchell	1921	3
Dazzy Vance	1922	5 **
Dazzy Vance	1925	4
Dazzy Vance	1928	4 **
Douglas McWeeny	1928	4 **
Dazzy Vance	1930	4 **
Van Lingle Mungo	1935	4 **
Whit Wyatt	1940	5 **
Whit Wyatt	1941	7 **
Don Newcombe	1949	5
Johnny Podres	1957	6 **
Roger Craig	1959	4
Don Drysdale	1959	4 **
Sandy Koufax	1963	11 **
Sandy Koufax	1964	7
Sandy Koufax	1966	5
Al Downing	1971	5 **
Don Sutton	1972	9 **
Andy Messersmith	1975	7
Jerry Reuss	1980	6
Fernando Valenzuela	1981	8
Orel Hershiser	1984	4
Alejandro Pena	1984	4 **
Bob Welch	1987	4 **
Orel Hershiser	1988	8 **
Tim Lincecum	1989	8
Mike Morgan	1990	4 **

Strikeouts Champions: (18)

Burleigh Grimes	1921	136
Dazzy Vance	1922	134
Dazzy Vance	1923	197
Dazzy Vance	1924	262
Dazzy Vance	1925	221
Dazzy Vance	1926	140

Dazzy Vance	1927	184
Dazzy Vance	1928	200
Van Lingle Mungo	1936	238
Don Newcombe	1951	164 **
Don Drysdale	1959	242
Don Drysdale	1960	246
Sandy Koufax	1961	269
Don Drysdale	1962	232
Sandy Koufax	1963	306
Sandy Koufax	1965	382
Sandy Koufax	1966	317
Fernando Valenzuela	1981	180

Winning Percentage: (17)*

Burleigh Grimes	1920	.676	23-11
Freddie Fitzsimmons	1940	.889	16-2
Larry French	1942	.789	15-4
Preacher Roe	1949	.714	15-6
Preacher Roe	1951	.880	22-3
Carl Erskine	1953	.769	20-6
Don Newcombe	1955	.800	20-5
Don Newcombe	1956	.794	27-7
Johnny Podres	1961	.783	18-5
Ron Perranoski	1963	.842	16-3
Sandy Koufax	1964	.792	19-5
Sandy Koufax	1965	.765	26-8
Phil Regan	1966	.933	14-1
Tommy John	1973	.696	16-7
Tommy John	1974	.813	13-3
Rick Rhoden	1976	.800	12-3
Orel Hershiser	1985	.864	19-3

Saves: (12)

Johnny Morrison	1929	8 **
Jack Quinn	1931	15
Jack Quinn	1932	8
Dutch Leonard	1935	8
Hugh Casey	1942	13
Les Webber	1943	10
Hugh Casey	1947	18
Jim Hughes	1954	24
Clem Labine	1956	19
Clem Labine	1957	17
Phil Regan	1966	21
Mike Marshall	1974	21

* Among pitchers with 15 or more decisions

** Tied for league lead

All N.L. champions since 1900

BROOKLYN AND LOS ANGELES ALL-STARS

1933 - Max Carey, Cch.; Tony Cuccinello, 2B

1934 - Casey Stengel, Cch.; Al Lopez, C;

Van Lingle Mungo, P

1936 - Van Lingle Mungo, P

1937 - Van Lingle Mungo, P

1938 - Leo Durocher, SS; Cookie Lavagetto,

3B; Babe Phelps, C (Phelps was selected but was replaced by Harry Danning of New York)

1939 - Dolph Camilli, 1B; Cookie Lavagetto,

3B; Babe Phelps, C; Whit Wyatt, P

1940 - Pete Coscarart, 2B; Leo Durocher,

SS; Cookie Lavagetto, 3B; Joe Medwick, OF;

Babe Phelps, C; Whit Wyatt, P

1941 - Dolph Camilli, 1B (Camilli was select-

ed but was replaced by Frank McCormick of

Cincinnati); Billy Herman, 2B; Cookie

Lavagetto, 3B; Joe Medwick, OF (Medwick

replaced Hank Leiber of Chicago); Mickey

Owen, C; Pete Reiser, OF; Whit Wyatt, P

1942 - Leo Durocher, Mgr.; Billy Herman,

2B; Joe Medwick, OF; Mickey Owen, C; Pee

Wee Reese, SS; Pete Reiser, OF; Arky

Vaughan, 3B; Whit Wyatt, P

1943 - Augie Galan, OF; Billy Herman, 2B;

Mickey Owen, C; Dixie Walker, OF

1944 - Augie Galan, OF; Mickey Owen, C;

Dixie Walker, OF

1946 - Kirby Higbe, P; Pee Wee Reese, SS

(Reese was selected but was replaced by

Frank McCormick of Philadelphia); Pete

Reiser, OF; Dixie Walker, OF

1947 - Ralph Branca, P; Bruce Edwards, C;

Pee Wee Reese, SS (Reese replaced Eddie

Miller of Cincinnati); Eddie Stanky, 2B; Dixie

Walker, OF

1948 - Leo Durocher, Mgr.; Ralph Branca,

P; Pee Wee Reese, SS

1949 - Burt Shotton, Cch.; Ralph Branca, P;

Roy Campanella, C; Gil Hodges, 1B; Don

Newcombe, P; Pee Wee Reese, SS; Jackie

Robinson, 2B; Preacher Roe, P

1950 - Burt Shotton, Mgr.; Roy Campa-

nella, C; Gil Hodges, 1B; Don Newcombe, P;

Pee Wee Reese, SS; Jackie Robinson, 2B;

Preacher Roe, P; Duke Snider, OF

1951 - Roy Campanella, C; Gil Hodges, 1B;

Don Newcombe, P; Pee Wee Reese, SS; Jackie

Robinson, 2B; Preacher Roe, P; Duke Snider, OF

1952 - Roy Campanella, C; Carl Furillo, OF;

Gil Hodges, 1B; Pee Wee Reese, SS; Jackie

BROOKLYN AND LOS ANGELES ALL-STARS (Continued)

Robinson, 2B; Preacher Roe, P (Roe was selected but was replaced by Jim Hearn of New York); Duke Snider, OF

1953 - Charles Dressen, Mgr.; Roy Campanella, C; Carl Furillo, OF; Gil Hodges, 1B; Pee Wee Reese, SS; Jackie Robinson, 3B; Duke Snider, OF

1954 - Walter Alston, Mgr.; Roy Campanella, C; Carl Erskine, P; Gil Hodges, 1B; Pee Wee Reese, SS; Jackie Robinson, OF; Duke Snider, OF

1955 - Roy Campanella, C (Campanella was selected but was replaced by Stan Lopata of Philadelphia); Gil Hodges, 1B; Don Newcombe, P; Duke Snider, OF

1956 - Walter Alston, Mgr.; Roy Campanella, C; Jim Gilliam, 2B; Clem Labine, P; Duke Snider, OF

1957 - Walter Alston, Mgr.; Gino Cimoli, OF; Gil Hodges, 1B; Clem Labine, P

1958 - Johnny Podres, P; John Roseboro, C

1959 - (First Game) Don Drysdale, P; Wally Moon, OF (Second Game) Don Drysdale, P; Jim Gilliam, 3B; Wally Moon, OF; Charlie Neal, 2B

1960 - (First and Second Game) Walter Alston, Mgr.; Norm Larker, 1B; Charlie Neal, 2B; Johnny Podres, P; Stan Williams, P

1961 - (First Game) Sandy Koufax, P; John Roseboro, C; Maury Wills, SS (Second Game) Don Drysdale, P; Sandy Koufax, P; John Roseboro, C; Maury Wills, SS

1962 - (First Game) Tommy Davis, OF; Don Drysdale, P; Sandy Koufax, P; John Roseboro, C; Maury Wills, SS (Second Game) Tommy Davis, OF; Johnny Podres, P; John Roseboro, C; Maury Wills, SS

1963 - Tommy Davis, OF; Don Drysdale, P; Sandy Koufax, P; Maury Wills, SS

1964 - Walter Alston, Mgr.; Don Drysdale, P; Sandy Koufax, P

1965 - Don Drysdale, P; Sandy Koufax, P; Maury Wills, SS

1966 - Walter Alston, Mgr.; Sandy Koufax, P; Jim Lefebvre, 2B; Phil Regan, P; Maury Wills, SS

1967 - Walter Alston, Mgr.; Don Drysdale, P; Claude Osteen, P

1968 - Don Drysdale, P; Tom Haller, C

1969 - Bill Singer, P

1970 - Bill Grabarkewitz, SS; Claude Osteen, P

1971 - Walter Alston, Cch.; Willie Davis, OF

1972 - Don Sutton, P

1973 - Jim Brewer, P; Willie Davis, OF; Manny Mota, OF; Claude Osteen, P; Bill Russell, SS (Russell replaced Dave Concepcion of Cincinnati); Don Sutton, P

1974 - Ron Cey, 3B; Steve Garvey, 1B; Mike Marshall, P; Andy Messersmith, P; Jimmy Wynn, OF

1975 - Walter Alston, Mgr.; Ron Cey, 3B; Steve Garvey, 1B; Mike Marshall, P; Andy Messersmith, P; Don Sutton, P; Jimmy Wynn, OF

1976 - Ron Cey, 3B; Steve Garvey, 1B; Rick Rhoden, P; Bill Russell, SS

1977 - Tommy Lasorda, Cch.; Ron Cey, 3B; Steve Garvey, 1B; Don Sutton, P; Reggie Smith, OF

1978 - Tommy Lasorda, Mgr.; Ron Cey, 3B; Steve Garvey, 1B; Tommy John, P; Davey Lopes, 2B; Rick Monday, OF; Reggie Smith, OF

1979 - Tommy Lasorda, Mgr.; Ron Cey, 3B; Steve Garvey, 1B; Davey Lopes, 2B

1980 - Steve Garvey, 1B; Davey Lopes, 2B; Jerry Reuss, P; Bill Russell, SS; Reggie Smith, OF; Bob Welch, P

1981 - Dusty Baker, OF; Steve Garvey, 1B; Pedro Guerrero, OF; Burt Hooton, P; Davey Lopes, 2B; Fernando Valenzuela, P

1982 - Tommy Lasorda, Mgr.; Dusty Baker, OF; Steve Howe, P; Steve Sax, 2B; Fernando Valenzuela, P

1983 - Tommy Lasorda, Cch.; Pedro Guerrero, 3B; Steve Sax, 2B; Fernando Valenzuela, P

1984 - Tommy Lasorda, Cch.; Mike Marshall, OF; Fernando Valenzuela, P (Valenzuela replaced Joaquin Andujar of St. Louis)

1985 - Pedro Guerrero, OF (Guerrero was selected but was replaced by Glenn Wilson of Philadelphia); Fernando Valenzuela, P

1986 - Tommy Lasorda, Cch.; Steve Sax, 2B; Fernando Valenzuela, P

1987 - Pedro Guerrero, 3B; Orel Hershiser, P

1988 - Orel Hershiser, P

1989 - Tommy Lasorda, Mgr.; Orel Hershiser, P; Jay Howell, P; Willie Randolph, 2B; Mike Scioscia, C

1990 - Ramon Martinez, P; Mike Scioscia, C

1991 - Brett Butler, OF; Ramon Martinez, P (Martinez was selected but was replaced by Mike Morgan of Los Angeles); Mike Morgan, P; Eddie Murray, 1B; Juan Samuel, 2B; Darryl Strawberry, OF (Strawberry was selected but was replaced by Ivan Calderon of Montreal)

1992 - Mike Sharperson, 3B

RAWLINGS GOLD GLOVE AWARD WINNERS

1957 Gil Hodges, 1B

1958 Gil Hodges, 1B

1959 Gil Hodges, 1B

Charlie Neal, 2B

1960 Wally Moon, OF

1961 John Roseboro, C

Maury Wills, SS

1962 Maury Wills, SS

1966 John Roseboro, C

1967 Wes Parker, 1B

1968 Wes Parker, 1B

1969 Wes Parker, 1B

1970 Wes Parker, 1B

1971 Wes Parker, 1B

Willie Davis, OF

1972 Willie Davis, OF

Wes Parker, 1B

1973 Willie Davis, OF

1974 Steve Garvey, 1B

Andy Messersmith, P

1975 Steve Garvey, 1B

Andy Messersmith, P

1976 Steve Garvey, 1B

1977 Steve Garvey, 1B

1978 Davey Lopes, 2B

1981 Dusty Baker, OF

1986 F. Valenzuela, P

1988 Orel Hershiser, P

LOS ANGELES THIRD BASEMEN

- | | |
|--|---------------------------------------|
| 1. Dick Gray (1958-59) | 41. Manny Mota (1970) |
| 2. Earl Robinson (1958) | 42. Bob Valentine (1971-72) |
| 3. Randy Jackson (1958) | 43. Richie Allen (1971) |
| 4. Jim Gilliam (1958-66) | 44. Ron Cey (1972-82) |
| 5. Pee Wee Reese (1958) | 45. Davey Lopes (1973) |
| 6. Charlie Neal (1958) | 46. Jerry Royster (1973-75) |
| 7. Gil Hodges (1958-60) | 47. Rick Auerbach (1974-76) |
| 8. Don Zimmer (1958-60, 1963) | 48. Lee Lacy (1974, 1976-78) |
| 9. Jim Baxes (1959) | 49. Ed Goodson (1976) |
| 10. Bob Lillis (1960-61) | 50. Ivan DeJesus (1976) |
| 11. Tommy Davis (1960-61, 1963, 1966) | 51. Ted Sizemore (1976) |
| 12. Charlie Smith (1960) | 52. Reggie Smith (1976) |
| 13. Bob Aspromonte (1960-61) | 53. Jerry Grote (1977-78) |
| 14. John Roseboro (1960, 1965) | 54. Teddy Martinez (1977-79) |
| 15. Daryl Spencer (1961-63) | 55. Derrel Thomas (1979-83) |
| 16. Lee Walls (1962-63) | 56. Mickey Hatcher (1979-80, 1987-90) |
| 17. Andy Carey (1962) | 57. Pedro Guerrero (1979-85, 1988) |
| 18. Maury Wills (1963-64, 1966, 1970-72) | 58. Pepe Frias (1981) |
| 19. Ken McMullen (1963-64, 1973-75) | 59. Mike Marshall (1981) |
| 20. Marve Breeding (1963) | 60. Alex Taveras (1982-83) |
| 21. Bill Skowron (1963) | 61. Dave Anderson (1983-89, 1992) |
| 22. John Werhas (1964) | 62. Rafael Landestoy (1983-84) |
| 23. Dick Tracewski (1964-65) | 63. German Rivera (1983-84) |
| 24. Bart Shirley (1964) | 64. Bob Bailor (1984-85) |
| 25. Derrell Griffith (1964) | 65. Candy Maldonado (1984) |
| 26. John Kennedy (1965-66) | 66. Bill Russell (1985-86) |
| 27. Don LeJohn (1965) | 67. Enos Cabell (1985-86) |
| 28. Jim Lefebvre (1966-72) | 68. Bill Madlock (1985-87) |
| 29. Dick Schofield (1966-67) | 69. Steve Sax (1985, 1987) |
| 30. Nate Oliver (1966) | 70. Len Matuszek (1985) |
| 31. Bob Bailey (1967-68) | 71. Craig Shipley (1986-87) |
| 32. Jim Hickman (1967) | 72. Jeff Hamilton (1986-91) |
| 33. Ron Hunt (1967) | 73. Tracy Woodson (1987-89) |
| 34. Luis Alcaraz (1968) | 74. Phil Garner (1987) |
| 35. Ken Boyer (1968) | 75. Alex Trevino (1987) |
| 36. Paul Popovich (1968) | 76. Mike Sharperson (1987-92) |
| 37. Bill Sudakis (1968-71) | 77. Lenny Harris (1989-92) |
| 38. Bill Grabarkewitz (1969-72) | 78. Eddie Murray (1989, 1991) |
| 39. John Miller (1969) | 79. Dave Hansen (1990-92) |
| 40. Steve Garvey (1970-72) | 80. Carlos Hernandez (1991) |

SPORTING NEWS AWARDS

National League Most Valuable Player

Dolph Camilli 1941

National League Player of the Year

Roy Campanella 1953
 Duke Snider 1955
 Maury Wills 1962

National League Pitcher of the Year

Preacher Roe 1951
 Don Newcombe 1956
 Don Drysdale 1962
 Sandy Koufax 1963
 Sandy Koufax 1964
 Sandy Koufax 1965
 Sandy Koufax 1966
 Mike Marshall 1974
 Fernando Valenzuela 1981
Orel Hershiser 1988

National League Rookie of the Year

Jackie Robinson 1947
 (combined selection)
 Don Newcombe 1949
 Joe Black 1952
 Jim Gilliam 1953
 Frank Howard 1960

National League Rookie Pitcher of the Year

Don Sutton 1966
 Rick Sutcliffe 1979
 Fernando Valenzuela 1981
 Tim Lincecum 1988

National League Fireman of the Year

Phil Regan 1966
 Phil Regan* 1968
 (played part of the season with Cubs)
 Mike Marshall 1974

Major League Player of the Year

Duke Snider 1955
 Maury Wills and Don Drysdale 1962
 Sandy Koufax 1963
 Sandy Koufax 1965
 Fernando Valenzuela 1981
Orel Hershiser 1988

Major League Manager of the Year

Leo Durocher 1939
 Walter Alston 1955
 Walter Alston 1959
 Walter Alston 1963
Tommy Lasorda (tie) 1988

Major League Executive of the Year

Larry MacPhail 1939
 Branch Rickey 1947
 Walter O'Malley 1955
 Buzzie Bavasi 1959
Fred Claire 1988

Silver Slugger

Dusty Baker, Outfield 1980
 Dusty Baker, Outfield 1981
 Fernando Valenzuela, Pitcher 1981
 Pedro Guerrero, Outfield 1982

SPORTING NEWS AWARDS (Continued)

Fernando Valenzuela, Pitcher	1983
Steve Sax, 2nd Base	1986
Kirk Gibson, Outfield	1988
Tim Leary, Pitcher	1988
Eddie Murray, First Baseman	1990

Major League All-Star Teams

Dizzy Vance, Pitcher	1925
Lefty O'Doul, Outfield	1932
Dolph Camilli, 1st Base	1941
Pete Reiser, Outfield	1941
Whit Wyatt, Pitcher	1941
Mickey Owen, Catcher	1942
Billy Herman, 2nd Base	1943
Dixie Walker, Outfield	1944
Goody Rosen, Outfield	1945
Ralph Branca, Pitcher	1947
Jackie Robinson, 2nd Base	1949
Roy Campanella, Catcher	1949
Jackie Robinson, 2nd Base	1950
Jackie Robinson, 2nd Base	1951
Roy Campanella, Catcher	1951
Preacher Roe, Pitcher	1951
Jackie Robinson, 2nd Base	1952
Pee Wee Reese, Shortstop	1953
Duke Snider, Outfield	1953
Carl Furillo, Outfield	1953
Roy Campanella, Catcher	1953
Duke Snider, Outfield	1954
Duke Snider, Outfield	1955
Roy Campanella, Catcher	1955
Don Newcombe, Pitcher	1955
Don Newcombe, Pitcher	1956

National League All-Star*

Maury Wills, Shortstop	1961
Maury Wills, Shortstop	1962
Tommy Davis, Outfield	1962
Don Drysdale, Pitcher	1962
Jim Gilliam, 2nd Base	1963
Tommy Davis, Outfield	1963
Sandy Koufax, Pitcher	1963
Sandy Koufax, Pitcher	1964
Maury Wills, Shortstop	1965
Sandy Koufax, Pitcher	1965
Sandy Koufax, Pitcher	1966
Willie Davis, Outfield	1971
Bill Russell, Shortstop	1973
Steve Garvey, 1st Base	1974
Jimmy Wynn, Outfield	1974
Andy Messersmith, Pitcher	1974
Steve Garvey, 1st Base	1975
Don Sutton, Pitcher	1976
Steve Garvey, 1st Base	1977
Steve Garvey, 1st Base	1978
Davey Lopes, 2nd Base	1978
Davey Lopes, 2nd Base	1979
Dusty Baker, Outfield	1980
Pedro Guerrero, Outfield	1981
Fernando Valenzuela, Pitcher	1981
Pedro Guerrero, Outfield	1982
Steve Sax, 2nd Base	1986
Fernando Valenzuela, Pitcher	1986
Orel Hershiser, Pitcher	1988
Eddie Murray, 1st Base	1990
Mike Scioscia, Catcher	1990

*A National League and American League Team were selected beginning in 1960.

MAJOR LEAGUE BASEBALL AWARDS

National League Pitcher of the Month

Don Sutton	April 1975
Don Sutton	May 1975
Burt Hooton	August 1975
Burt Hooton	September 1975
Don Sutton	September 1976
Jerry Reuss	June 1980
Fernando Valenzuela	April 1981
Steve Howe	June 1982
Burt Hooton	June 1983
Rick Honeycutt	April 1984
Orel Hershiser	July 1984
Fernando Valenzuela	April 1985
Fernando Valenzuela	July 1985
Orel Hershiser	June 1987
Orel Hershiser	April 1988
Orel Hershiser	September 1988
Tim Lincecum	September 1989
Ramon Martinez	June 1990

National League Player of the Month

Don Drysdale	July 1959
Don Drysdale	July 1960
Sandy Koufax	June 1962
Frank Howard	July 1962
Don Drysdale	May 1968
Willie Davis	August 1969
Bill Singer	July 1970
Don Sutton	April 1972
Willie Crawford	May 1973
Tommy John	April 1974
Steve Garvey	September 1976
Ron Cey	April 1977
Rick Monday	April 1978
Dusty Baker	June 1980
Dusty Baker	July 1983
Pedro Guerrero	June 1985
Steve Sax	September 1986
Kal Daniels	September 1990
Brett Butler	July 1992

#Starting in 1975 a position player and pitcher were selected

National League Player of the Week

Ron Cey	May 14-20, 1973
Willie Crawford	May 21-27, 1973
Willie Davis	July 9-15, 1973
Tommy John	*April 22-28, 1974
Jimmy Wynn	May 6-12, 1974
Mike Marshall	June 17-23, 1974
Davey Lopes	Aug. 19-25, 1974
Andy Messersmith	Sept. 16-22, 1974
Burt Hooton and Don Sutton	Aug. 4-10, 1975
Andy Messersmith	Sept. 8-14, 1975
Steve Garvey	May 17-23, 1976
Reggie Smith	July 5-11, 1976
Doug Rau	July 19-25, 1976
Don Sutton	Sept. 20-26, 1976
Ron Cey	April 18-24, 1977
Steve Garvey	June 20-26, 1977
Tommy John	Aug. 8-14, 1977
Rick Monday	April 17-23, 1978
Steve Garvey	Aug. 14-20, 1978
Dusty Baker	May 22-28, 1979
Manny Mota	Aug. 27-Sept. 3, 1979
Don Sutton	April 21-27, 1980
Bob Welch	May 12-18, 1980
Jerry Reuss	June 23-29, 1980
Fernando Valenzuela	April 6-12, 1981
Ron Cey	May 11-17, 1981
Fernando Valenzuela	Aug. 31-Sept. 6, 1981
Jerry Reuss	June 14-20, 1982
Pedro Guerrero	*Aug. 23-29, 1982
Dusty Baker	Sept. 6-12, 1982
Dusty Baker	July 11-17, 1983
Mike Marshall	Sept. 5-11, 1983
Candy Maldonado	April 16-22, 1984
Orel Hershiser	July 9-15, 1984
Pedro Guerrero	June 10-16, 1985
Pedro Guerrero	July 22-28, 1985
Mike Marshall	Sept. 9-15, 1985
Fernando Valenzuela	April 28-May 4, 1986
Fernando Valenzuela	May 19-25, 1986

MAJOR LEAGUE BASEBALL AWARDS (Continued)

Franklin Stubbs	July 14-20, 1986	Baseball Digest Rookie All-Star Teams (1971-92)	
Orel Hershiser	July 28-Aug. 3, 1986	Ron Cey	1973
Orel Hershiser	June 8-14, 1987	Davey Lopes	1973
Alejandro Pena	Sept. 28-Oct. 4, 1987	Rick Sutcliffe	1979
Kal Daniels	April 4-10, 1988	Steve Howe	1980
Tim Leary	July 18-24, 1988	Fernando Valenzuela	1981
Orel Hershiser	Sept. 26-Oct. 2, 1988	Dave Stewart	1981
Jose Gonzalez	June 26-July 2, 1989	Steve Sax	1982
Jay Howell	July 31-Aug. 6, 1989	Tim Belcher	1988
Tim Belcher	Aug. 21-27, 1989	Eric Karros	1992
Darryl Strawberry	June 4-10, 1990		
Fernando Valenzuela	June 25-July 1, 1990		
Mike Morgan	June 17-23, 1991		
Darryl Strawberry	Aug. 19-25, 1991		
Tom Candiotti	April 13-19, 1992		
Brett Butler	July 20-26, 1992		
Eric Karros	July 27-Aug. 2, 1992		
Kevin Gross	Aug. 17-23, 1992		

*Co-winner

BROOKLYN AND LOS ANGELES ALL-TIME ROSTER

Brooklyn, an incubator of baseball in the pre-Civil War era, had such strong clubs as the Atlantics, Eckfords and Excelsiors and didn't take to professional baseball until joining the American Association in 1884. The AA champs of 1889 had so many newlyweds on the roster they were known as the Bridegrooms. The club moved into the National League the following year and became dubbed the Trolley Dodgers because of the maze of streetcar tracks in the borough. The name, shortened to Dodgers, became permanent, although during the managerial tenure of Ned Hanlon (1899-1905) it was changed to Superbas, and in Wilbert Robinson's reign (1914-1931) the team was often referred to as the Robins. But the name Dodgers is associated with some of baseball's all-time greats.

	Astacio, Pedro	1992-	Beck, Boom-Boom	1933-34
A	Auerbach, Rick	1974-76	Beck, Erv	1899
Aase, Don	1990		Beckwith, Joe	1979-83, 86
Abbey, Bert	1895-96	B	Behrman, Hank	1946-48
Abrams, Cal	1949-52	Babb, Charlie	Belanger, Mark	1982
Aderholt, Morrie	1944-45	Babich, Johnny	Belardi, Wayne	1950-51, 53-54
Aguirre, Hank	1968	Bailey, Bob	Belcher, Tim	1987-91
Ainsmith, Eddie	1923	Bailey, Gene	Bell, George	1907-11
Aitchison, Raleigh	1911, 14-15	Bailey, Sweetbreads	Benge, Ray	1933-35
Albosta, Ed	1941	Bailor, Bob	Benzinger, Todd	1992
Alcaraz, Luis	1967-68	Baird, Doug	Berg, Moe	1923
Alexander, Doyle	1971	Baker, Dusty	Bergen, Bill	1904-11
Allen, Dick	1971	Baker, Tom	Berres, Ray	1934, 36
Allen, Frank	1912-14	Baldwin, Lady	Bessent, Don	1955-58
Allen, Horace	1919	Ballou, Win	Bilko, Steve	1958
Allen, Johnny	1941-43	Bancroft, Dave	Billingham, Jack	1968
Almada, Mel	1939	Bankhead, Dan	Birkofer, Ralph	1937
Alperman, Whitey J.	1906-09	Banta, Jack	Birrer, Babe	1958
Alvarez, Orlando	1973-75	Barber, Turner	Bissonette, Del	1928-31, 33
Amelung, Ed	1984, 86	Barbieri, Jim	Black, Joe	1952-55
Amoros, Sandy	1952, 54-57, 59-60	Barger, Cy	Blethen, Clarence	1929
Anderson, Dave	1983-89, 92	Barkley, Red	Blue, Lu	1933
Anderson, Ferrell	1946	Barnes, Jesse	Boehler, George	1926
Anderson, John	1894-99	Barnes, Rex	Bohne, Sammy	1926
Andrews, Stan	1944-45	Barr, Bob	Bolling, John	1944
Ankenman, Pat	1943-44	Barrett, Bob	Bonner, Frank	1896
Antonello, Bill	1953	Bartley, Boyd	Boone, Ike	1930-32
Appleton, Ed	1915-16	Bashang, Al	Bordagaray, Frenchy	1935-36, 42-45
Archer, Jimmy	1918	Basinski, Eddie	Borkowski, Bob	1955
Ashley, Billy	1992-	Batch, Emil	Bournigal, Rafael	1992-
Aspromonte, Bob	1956, 60-61	Baxes, Jim	Boyer, Ken	1968-69
		Beard, Billy		

Boyle, Buzz	1933-35	Cantwell, Ben	1937	Curtis, Cliff	1912-13
Brack, Gib	1937-38	Carey, Andy	1962	Cutshaw, George	1912-17
Bradley, Mark	1981-82	Carey, Max	1926-29	Cuyler, Kiki	1938
Bradshaw, Joe	1929	Carleton, Tex	1940		
Bragan, Bobby	1943-44, 47-48	Carroll, Ownie	1933-34		
Branca, Ralph	1944-53, 56	Carsey, Kid	1901	Dahlen, Bill	1899-1903, 10-11
Brandt, Ed	1936	Carter, Gary	1991	Dahlgren, Babe	1942
Bream, Sid	1983-85	Caruthers, Bob	1890-91	Daily, Con	1891-96
Breeding, Marve	1963	Casey, Doc	1899-1900, 06-07	Daley, Jud	1911-12
Brennan, Tom	1985	Casey, Hugh	1939-42, 46-48	Dalton, Jack	1910, 14
Brennan, William	1988	Cassidy, Pete	1899	Daly, Tom	1890-96, 98-1901
Bressler, Rube	1928-31	Castillo, Robert	1977-81, 85	Daniel, Jake	1937
Brett, Ken	1979	Catterson, Tom	1908-09	Daniels, Kal	1989-92
Brewer, Jim	1964-75	Cedeno, Cesar	1986	Dantonio, Fats	1944-45
Brewer, Tony	1984	Cey, Ron	1971-82	Dapper, Cliff	1942
Bridges, Rocky	1951-52	Chandler, Ed	1947	Darnell, Bob	1954, 56
Brock, Greg	1982-86	Chapman, Ben	1944-45	Darwin, Bob	1969, 71
Broderick, Matt	1903	Chapman, Glenn	1934	Daub, Dan	1893-97
Brooks, Hubie	1990	Cheney, Larry	1915-19	Daubert, Jake	1910-18
Brouthers, Dan	1892-93	Chervinko, Paul	1937-38	Davallilo, Vic	1977-80
Brown, Eddie	1924-25	Chipman, Bob	1941-44	Davidson, Bill	1910-11
Brown, Elmer	1913-15	Christopher, Mike	1991	Davis, Butch	1991
Brown, John	1897	Churn, Chuck	1959	Davis, Curt	1940-46
Brown, Lindsay	1937	Cimoli, Gino	1956-58	Davis, Eric	1992-
Brown, Lloyd	1925	Cisar, George	1937	Davis, Lefty	1901
Brown, Mace	1941	Clabaugh, Moose	1926	Davis, Mike	1988-89
Brown, Tommy	1944-45, 47-51	Clancy, Bud	1932	Davis, Otis	1946
Browne, George	1911	Clark, Bob	1890	Davis, Ron	1987
Browning, Pete	1894	Clark, Wally	1927-37	Davis, Tommy	1959-66
Brubaker, Bruce	1967	Clement, Wally	1909	Davis, Willie	1960-73
Bryant, Ralph	1985-87	Cohen, Alta	1931-32	Day, Pea Ridge	1931
Bucher, Jim	1934-37	Colavito, Rocky	1968	Deal, Lindsay	1939
Buckner, Bill	1969-76	Collins, Bill	1913	Dean, Tommy	1967
Buker, Cy	1945	Collins, Hub	1890-92	DeBerry, Hank	1922-30
Bunning, Jim	1969	Collum, Jackie	1957-58	Decatur, Ari	1922-25
Burch, Al	1907-11	Connors, Chuck	1949	Dede, Artie	1916
Burdock, Jack	1891	Cook, Dennis	1990-91	Dedeaux, Raoul	1935
Burk, Sandy	1910-12	Coombs, Jack	1915-18	Deisel, Pat	1902
Burke, Glenn	1976-78	Cooney, Johnny	1935-37, 43-44	DeJesus, Ivan	1974-76
Burns, Oyster	1890-95	Corbitt, Claude	1945	Dell, Wheezer	1915-17
Burrell, Buster	1895-97	Corcoran, Tommy	1892-96	Delmas, Bert	1933
Burright, Larry	1962	Corgan, Chuck	1925, 27	Demeter, Don	1956, 58-61
Bushong, Doc	1890	Corkhill, Pop	1890	DeMontreville, Gene	1900
Butcher, Max	1936-38	Corriden, John	1946	Dempsey, Rick	1988-90
Butler, Brett	1991-	Coscarart, Pete	1938-41	Denl, Ettie	1909, 11-12
Butler, John	1906-07	Coulson, Bob	1910-11	Dessau, Rube	1910
Butler, Johnny	1926-27	Covington, Wes	1966	Devereaux, Mike	1987-88
		Cox, Billy	1948-54	Diaz, Carlos	1984-86
		Cox, Dick	1925-26	Dickerman, Leo	1923-24
		Crable, George	1910	Dietz, Dick	1972
		Craig, Roger	1955-61	Dillon, Pop	1904
		Crané, Cannonball	1893	Doak, Bill	1924, 27-28
		Crane, Sam	1922	Dobbs, John	1903-05
		Crawford, Willie	1964-75	Dockins, George	1947
		Crews, Tim	1987-92	Dolan, Cozy	1901-02
		Crocker, Claude	1944-45	Donovan, Patsy	1890, 1906-07
		Cronin, John	1895, 1904	Donovan, Wild Bill	1899-1902
		Cross, Lave	1900	Doolan, Mickey	1918
		Crouch, Bill	1939	Doscher, Jack	1903-06
		Crow, Don	1982	Douglas, John	1945
		Cruz, Henry	1975-76	Douglas, Phil	1915
		Cuccinello, Tony	1932-35	Dowd, Snooks	1926
		Cullenbine, Roy	1940	Downey, Red	1909
		Cullop, Nick	1929	Downing, Al	1971-77
		Culver, George	1973	Downs, Red	1912

C

Doyle, Carl	1939-40	Finn, Mickey	1930-32	Gonzalez, Jose	1985-91
Doyle, Jack	1903-04	Fischer, Bill	1913-14	Gooch, Johnny	1928-29
Drake, Solly	1959	Fischer, Jeff	1989-90	Goodson, Ed	1976-77
Drake, Tom	1941	Fisher, Bob	1912-13	Goodwin, Tom	1991-
Drysdale, Don	1956-69	Fisher, Chauncey	1897	Gordonier, Ray	1921-22
Dudley, Clise	1929-30	Fitzsimmons, Freddie	1937-43	Gott, Jim	1990-
Duffie, John	1967	Fitzsimmons, Tom	1919	Grabarkewitz, Bill	1969-72
Duncan, Mariano	1985-87, 89	Fletcher, Darrin	1989-90	Graham, Jack	1946
Dunn, Jack	1897-1900	Fletcher, Sam	1909	Grant, Jim	1968
Dunn, Joe	1908-09	Flood, Tim	1902-03	Gray, Dick	1958-59
Durham, Bull	1904	Flowers, Jake	1927-31, 33	Green, Harvey	1935
Durning, Dick	1917-18	Flowers, Wes	1940, 44	Greene, Nelson	1924-25
Durocher, Leo	1938-41, 43, 45	Ford, Hod	1925	Greenfield, Kent	1929
Durrett, Red	1944-45	Forster, Terry	1978-82	Gregg, Hal	1943-47
E					
Earle, Billy	1894	Foster, Alan	1967-70	Griffin, Alfredo	1988-91
Earnshaw, George	1935-36	Fournier, Jack	1923-26	Griffin, Mike	1891-98
Eason, Mal	1905-06	Foutz, Dave	1890-96	Griffith, Bart	1922-23
Eays, Eddie	1921	Fowler, Art	1959	Griffith, Derrell	1963-66
Eckhardt, Ox	1936	Frankhouse, Fred	1936-38	Griffith, Tommy	1919-25
Edwards, Bruce	1946-51	Franklin, Jack	1944	Grim, John	1895-99
Edwards, Hank	1951	Franks, Herman	1940-41	Grimes, Burleigh	1918-26
Egan, Dick J.	1914-15	Frederick, Johnny	1929-34	Griner, Dan	1918
Egan, Dick W.	1967	Freigau, Howard	1928	Grissom, Lee	1940-41
Ehrhardt, Rube	1924-28	French, Larry	1941-42	Gross, Kevin	1991-
Eisenstat, Harry	1935-37	French, Ray	1923	Gross, Kip	1982-
Etherfeld, Kid	1914	Frey, Lonny	1933-36	Grote, Jerry	1977-78, 81
Ellingsen, Bruce	1972	Frias, Pepe	1980-81	Guerrero, Pedro	1978-88
Elliott, Jumbo	1925, 27-30	Fuchs, Charlie	1944	Gulden, Brad	1978
Elliott, Rowdy	1920	Fuller, Nig	1902	Gumbert, Ad	1895-96
Elston, Don	1957	Furillo, Carl	1946-60	Gwynn, Chris	1987-91
G					
Ely, Bones	1891	Gabrielson, Len	1967-70	H	
English, Gil	1944	Gaddy, John	1938	Haas, Bert	1937-38
English, Woody	1937-38	Galan, Augie	1941-46	Haddock, George	1892-93
Enzmann, Johnny	1914	Gallagher, Joe	1940	Hale, John	1974-77
Epperly, Al	1950	Gallivan, Phil	1931	Hall, Bill	1913
Erskine, Carl	1948-59	Galvez, Balvino	1986	Hall, Bob	1905
Erwin, Tex	1910-14	Garman, Mike	1977-78	Hall, Johnny	1948
Espy, Cecil	1983	Garner, Phil	1987	Haller, Tom	1968-71
Essepien, Chuck	1959-60	Garvey, Steve	1969-82	Hallman, Bill	1898
Esterbrook, Dude	1891	Garvin, Ned	1902-04	Hamilton, Jeff	1986-91
Evans, Red	1939	Gaston, Welcome	1898-99	Hamlin, Luke	1937-41
Evans, Roy	1902-03	Gastright, Hank	1894	Hamric, Bert	1955
F					
Fabrique, Bunny	1916-17	Gatins, Frank	1901	Hanlin, Pat	1897
Fairey, Jim	1968, 73	Gautreaux, Sid	1936-37	Hannahs, Gerald	1978-79
Fairly, Ron	1958-69	Gentile, Jim	1957-58	Hansen, Dave	1989-
Fallon, George	1937	George, Greek	1938	Hansford, F. C.	1898
Farmer, Alex	1908	Geraghty, Ben	1936	Hargreaves, Charlie	1923-28
Farrell, Dick	1961	Gessler, Doc	1903-06	Harkness, Tim	1961-62
Farrell, Duke	1899-1902	Getz, Gus	1914-16	Harper, George	1896
Faulkner, Jim	1930	Giallombardo, Bob	1958	Harper, Harry	1923
Felix, Gus	1926-27	Gibson, Kirk	1988-90	Harris, Bill	1957, 59
Ferguson, Alex	1929	Gilbert, Charlie	1940	Harris, Joe	1928
Ferguson, Joe	1970-76, 78-81	Gilbert, Pete	1894	Harris, Lenny	1989-
Fernandez, Chico	1956	Gilbert, Wally	1928-31	Hart, Bill F.	1892
Fernandez, Sid	1983	Gillenwater, Carden	1943	Hart, Bill W.	1943-45
Ferrara, Al	1963, 65-68	Gilliam, Jim	1953-66	Hartje, Chris	1939
Ferrell, Wes	1940	Gionfriddo, Al	1947	Hartley, Mike	1989-91
Fette, Lou	1940	Giuliani, Tony	1940-41	Hassett, Buddy	1936-38
Fewster, Chick	1926-27	Gleason, Roy	1963	Hatcher, Mickey	1979-80, 87-90
Fimple, Jack	1983-84, 86	Glossop, Al	1943	Hartfield, Gil	1893
Finlayson, Pembroke	1908-09	Gochnaur, John	1901	Hathaway, Ray	1945
		Golden, Jim	1960-61	Halten, Joe	1946-51
		Goltz, Dave	1980-82	Haughey, Chris	1943
				Haugstad, Phil	1947-48, 1951

Havens, Brad	1987-88	Huff, Mike	1989	Kilduff, Pete	1919-21
Hayworth, Ray	1938-39, 44-45	Hug, Ed	1903	Kirnbali, Newt	1940-43
Head, Ed	1940, 42-44, 46	Hughes, Jim J.	1899, 1901-02	King, Clyde	1944-45, 47-48,
Hearne, Hugh	1901-03	Hughes, Jim R.	1952-56		51-52
Hechinger, Mike	1913	Hughes, Mickey	1890	Kinslow, Tom	1891-94
Heep, Danny	1987-88	Hummel, John	1905-15	Kipp, Fred	1957-59
Hehl, Jake	1918	Humphrey, Al	1911	Kirkpatrick, Enos	1912-13
Heimach, Fred	1930-33	Hungling, Bernie	1922-23	Kitson, Frank	1900-02
Heitmann, Henry	1918	Hunt, Ron	1967	Klippstein, John	1958-59
Hemming, George	1891	Hunter, George	1909-10	Klugman, Joe	1924
Hendrick, Harvey	1927-31	Hunter, Willard	1962	Klump, Elmer	1937
Henion, Lafayette	1919	Hurley, Pat	1907	Knetzer, Elmer	1909-12
Henley, Weldon	1907	Hutcheson, Joe	1933	Knoles, Hub	1906
Henline, Butch	1927-29	Hutchinson, Ira	1939	Koch, Barney	1944
Henry, Dutch	1923-24	Hufson, Roy	1925	Koenecke, Len	1934-35
Henshaw, Roy	1937	Hutton, Tom	1966, 69	Konetchy, Ed	1919-21
Herman, Babe	1926-31, 45			Korwan, Jim	1894
Herman, Billy	1941-43, 46			Kosco, Andy	1969-70
Herrmann, Marty	1918	Inks, Bert	1891-92	Koufax, Sandy	1955-66
Hermanski, Gene	1943, 46-51	Irwin, Charlie	1901-02	Koukalik, Joe	1904
Hernandez, Carlos	1990-			Koupal, Lou	1928-29
Hernandez, Enzo	1978			Koy, Ernie	1938-40
Herring, Art	1934, 44-46	Jacklitsch, Fred	1903-04	Kress, Charlie	1954
Hershiser, Orel	1983-	Jackson, Randy	1956-58	Krueger, Bill	1987-88
Heydeman, Greg	1973	Jacobson, Merwin	1926-27	Krueger, Ernie	1917-21
Hickman, Dave J.	1916-19	James, Cleo	1968	Kruger, Abe	1908
Hickman, Jim	1967	Janvrin, Hal	1921-22	Kustus, Joe	1909
Higbe, Kirby	1941-43, 46-47	Jarvis, Roy	1944		
Higgins, Bob	1911-12	Javier, Stan	1990-92		
High, Andy	1922-25	Jeffcoat, George	1936-37, 39	Labine, Clem	1950-60
Hildebrand, George	1902	Jenkins, Jack	1969	LaChance, Candy	1893-98
Hill, Still Bill	1899	Jennings, Hughie	1899-1900, 03	Lacy, Lee	1972-78
Hillegas, Shawn	1987-88	John, Tommy	1972-78	LaGrow, Lerrin	1979
Hines, Hunkey	1895	Johnson, Lou	1965-67	Lamanske, Frank	1935
Hoak, Don	1954-55	Johnston, Fred Ivy	1924	Lamar, Bill	1920-21
Hockett, Oris	1938-39	Johnston, Jimmy	1916-25	LaMaster, Wayne	1938
Hodges, Gil	1943, 47-61	Johnstone, Jay	1980-82, 85	Lamb, Ray	1969-70
Hoffman, Glenn	1987	Jones, Art	1932	Landestoy, Rafael	1977, 83-84
Hogg, Bert	1934	Jones, Binky	1924	Landreaux, Ken	1981-87
Hollingsworth, Al	1939	Jones, Fielder	1896-1900	Landrum, Joe	1950, 52
Hollingsworth, Bonnie	1924	Jones, Oscar	1903-05	Landrum, Tito	1987
Holmes, Darren	1990	Jordan, Dutch	1903-04	Larker, Norm	1958-61
Holmes, Jim	1908	Jordan, Jimmy	1933-36	Lary, Lyn	1939
Holmes, Tommy	1952	Jordan, Tim	1906-10	Lasorda, Tom	1954-55
Holton, Brian	1985-88	Jorgensen, Spider	1947-50	Latimer, Tacks	1902
Honeycutt, Rick	1983-87	Joshua, Von	1969-71, 73-74, 79	Lavagetto, Cookie	1937-41,
Hood, Wally	1920-22	Joyce, Bill	1892		46-47
Hooton, Burt	1975-84	Judge, Joe	1933	Law, Rudy	1978, 80
Hopkins, Gail	1974			Lazzeri, Tony	1939
Hopp, Johnny	1949			Leard, Bill	1917
Hopper, Lefty	1898	Kampouris, Alex	1941-43	Leary, Tim	1987-89
Horton, Elmer	1898	Karros, Eric	1991-	Lee, Bob	1967
Horton, Ricky	1988-89	Karst, John	1915	Lee, Hal	1930
Hough, Charles	1970-80	Keeler, "Wee" Willie	1893,	Lee, Leron	1975-76
Householder, Ed	1903		1899-1902	Lefebvre, Jim	1965-72
Howard, Frank	1958-64	Kehn, Chet	1942	Lehman, Ken	1952, 56-57
Howe, Steve	1980-85	Kekich, Mike	1965, 68	LeJeune, Larry	1911
Howell, Dixie	1953, 55-56	Kelleher, John	1916	LeJohn, Don	1965
Howell, Harry	1898, 1900	Kellert, Frank	1955	Lembo, Steve	1950, 52
Howell, Jay	1988-92	Kelley, Joe	1899-1901	Lennox, Ed	1909-10
Howell, Ken	1984-88	Kelly, George	1932	Leonard, Dutch	1933-36
Hoyt, Waite	1932, 37-38	Kennedy, Bob	1957	Leonard, Jeffrey	1977
Hubbell, Bill	1925	Kennedy, Brickyard	1892-1901	Leslie, Sam	1933-35
Hudson, Johnny	1936-40	Kennedy, John	1965-66	Lewallyn, Dennis	1975-79
Hudson, Rex	1974	Kent, Maury	1912-13	Lewis, Phil	1905-08

White, Myron	1978	Witt, Whitey	1926	Zimmer, Don	1954-59, 63
Whitfield, Terry	1984-86	Wojay, Pete	1954	Zimmerman, Bill	1915
Whiting, Jesse	1906-07	Woodson, Tracy	1987-89	Zimmerman, Eddie	1911
Whitman, Dick	1946-49	Wright, Clarence	1901		
Whitted, Possum	1922	Wright, Glenn	1929-33	MANAGERS	
Wicker, Kemp	1941	Wright, Ricky	1982-83	Alston, Walter	1954-76
Wilhelm, Hoyt	1971-72	Wrigley, Zeke	1899	Barnie, Billy	1897-98
Wilhelm, Kaiser	1908-10	Wurm, Frank	1944	Carey, Max	1932-33
Willhite, Nick	1963-66	Wyatt, Whit	1939-44	Dahler, Bill	1910-13
Williams, Dick	1951-54, 56	Wynn, Jimmy	1974-75	Donovan, Patsy	1906-08
Williams, Leon	1926			Dressen, Chuck	1951-53
Williams, Reggie	1985-87	Y		Durocher, Leo	1939-46, 48
Williams, Stan	1958-62	Yale, Ad	1905	Ebbets, Charles	1898
Williams, Woody	1938	Yarrison, Rube	1924	Foutz, Dave	1893-96
Wills, Maury	1959-66, 69-72	Yeager, Joe	1898-1900	Griffin, Mike	1898
Wilson, Eddie	1936-37	Yeager, Steve	1972-85	Grimes, Burleigh	1937-38
Wilson, Hack	1932-34	Yingling, Earl	1912-13	Hanlon, Ned	1899-1905
Wilson, Robert	1958	Young, Eric	1992	Lasorda, Tom	1977-
Wilson, Steve	1991-	Young, Matt	1987	Lumley, Harry	1909
Wilson, Tex	1924			McGinnigle, Bill	1890
Windhorn, Gordon	1961	Z		Robinson, Wilbert	1914-31
Winford, Jim	1938	Zachary, Chink	1944	Shotton, Burt	1947-50
Winham, Lave	1902	Zachary, Tom	1934-36	Stengel, Casey	1934-36
Winsett, Tom	1936-38	Zachry, Pat	1983-84	Sukeforth, Clyde	1947
Winston, Hank	1936	Zahn, Geoff	1973-75	Ward, John "Monte"	1891-92

DODGER HALL OF FAMERS

Players	Years with		Players	Years with	
	Dodgers	Inducted		Dodgers	Inducted
Bancroft, Dave	1928-29	1971	Maranville, "Rabbit"	1926	1954
Brouthers, Dan	1892-93	1945	Marichal, Juan	1975	1983
Campanella, Roy	1948-57	1969	Marquard, Rube	1915-20	1971
Carey, Max*	1926-29	1961	McCarthy, Thomas	1896	1946
Cuyler, "Kiki"	1938	1968	McGinnity, Joe†	1900	1946
Drysdale, Don	1956-69	1984	Medwick, Joe	1940-43, '46	1968
Grimes, Burleigh*	1918-26	1964	Reese, Pee Wee†	1940-42, '46-58	1984
Herman, Billy**	1941-43, '46	1975	Robinson, Frank	1972	1982
Hoyt, Waite	1932, '37-38	1969	Robinson, Jackie	1947-56	1962
Jennings, Hughie	1899-1900, '03	1945	Snider, Duke	1947-62	1980
Keeler, "Wee" Willie	1893, 1899-1902	1939	Stengel, Casey*†	1912-17	1966
Kelley, Joe†	1899-1901	1971	Vance, Dazzy	1922-32, '35	1955
Kelly, George	1932	1973	Vaughan, Arky	1942-43, '47-48	1985
Koufax, Sandy	1955-66	1972	Waner, Lloyd	1944	1967
Lazzeri, Tony	1939	1991	Waner, Paul	1941, '43-44	1952
Lindstrom, Fred	1936	1976	Ward, John M.*	1891-92	1964
Lombardi, Ernie	1931	1986	Wheat, Zack	1909-26	1959
Lopez, Al	1928, '30-35	1977	Wilhelm, Hoyt	1971-72	1985
Manush, Heinie	1937-38	1964	Wilson, Hack	1932-34	1979

*Was also a Dodger manager †Was also a Dodger coach

Managers/Coaches/Scouts

Alston, Walter	1954-76	1983	Ruth, Babe	1938	1936
Lyons, Ted	1954	1955	Sisler, George	1943, '46-50	1939
Robinson, Wilbert**	1914-31	1945			

**Also served as club president from 1925-29

Executives

MacPhail, Larry	1938-42	1978	Rickey, Branch	1942-50	1967
-----------------	---------	------	----------------	---------	------

Broadcasters

Barber, Red	1939-53	1978	Scully, Vin	1950-present	1982
Harwell, Ernie	1948-49	1981			

HALL OF FAME GAME

The Los Angeles Dodgers will meet the Cleveland Indians on August 2, 1993 in the annual Hall of Fame game at Doubleday Field. The Hall of Fame ceremonies will be held in Cooperstown, NY on Sunday, August 1.

This will mark the fifth appearance by the Dodgers in the Hall of Fame game and the club has a 3-1 record.

Monday, August 7, 1972

Teams	1	2	3	4	5	6	7	8	9	R	H	E
Los Angeles	1	0	2	0	0	0	0	0	0	3	9	1
New York (AL)	0	0	0	5	0	2	0	1	x	8	6	1

Rau, Strahler (5) and Cannizzaro; **Blasingame**, Roland (6), McDaniel (9) and Ellis. Home runs: Davis, Murcer, Allen 3. Attendance: 9,825.

Monday, July 24, 1961

Teams	1	2	3	4	5	6	7	8	9	R	H	E
Los Angeles	0	0	0	2	0	1	1	2	0	6	8	2
Baltimore	0	0	0	0	0	1	0	1	0	2	5	2

Farrell, Drysdale (4), Golden (5), and Camilli; **Hyde**, J. Miller (5), Stock (8) and Foiles. Home runs: W. Davis, Herzog. Attendance: 9,815

July, 23, 1951

Teams	1	2	3	4	5	6	7	8	9	R	H	E
Brooklyn	0	3	0	0	1	0	0	0	5	9	11	2
Philadelphia (AL)	1	3	0	0	0	0	0	0	0	4	7	2

Palica, Haugstad (7), and Campanella; **Coleman** and Murray. Home runs: Suder, Zernial, Snider, Furillo, Abrams. Attendance: 9,029.

July 19, 1943

Teams	1	2	3	4	5	6	7	8	9	R	H	E
Chicago (AL)	5	0	0	0	0	0	0	0	0	5	8	4
Brooklyn	0	4	0	0	2	0	0	1	x	7	11	1


Smith, Wade (6) and Turner, Castino; Fitzsimmons, **Melton** (4) and Owen. Home runs: Kuhel, Camilli. Attendance: 4,000

Winning and losing pitchers are shown in bold face type.


Dodgers On the Cover of Sports Illustrated

Aug. 22, 1955 (Newcombe)	May 27, 1974 (Wynn)
Sept. 26, 1955 (Alston)	Aug. 12, 1974 (Marshall)
Jan. 2, 1956 (Podres)	Oct. 21, 1974 (W.S.)
July 9, 1956 (Snider)	April 7, 1975 (Garvey)
June 3, 1957 (Labine)	March 14, 1977 (Lasorda)
Aug. 20, 1962 (Drysdale)	Oct. 24, 1977 (Russell)
March 4, 1963 (Koufax)	Oct 23, 1978 (W.S., Lacy)
Sept. 2, 1963 (Fairly)	May 18, 1981 (Valenzuela)
April 13, 1964 (Koufax)	Nov. 2, 1981 (W.S., Lopes)
May 25, 1964 (Howard)	April 12, 1982 (Garvey)
Dec. 20, 1965 (Koufax)	July 8, 1985 (Valenzuela)
May 15, 1967 (Dodger jersey)	Aug. 5, 1985 (Guerrero)
March 11, 1968 (Alan Foster)	March 7, 1988 (Gibson)
June 17, 1968 (Drysdale)	Oct. 24, 1988 (Gibson)
May 19, 1969 (group w/Alston)	Oct. 31, 1988 (Hershiser)
March 22, 1971 (Parker)	Dec. 19, 1988 (Hershiser)
Sept. 27, 1971 (Willis)	March 4, 1991 (Strawberry)
May 1, 1972 (W. Davis)	July 1, 1991 (Hershiser)
Aug. 20, 1973 (Russell & Osteen)	Sept. 30, 1991 (Martinez)

Player Development



Rick Sutcliffe, 1979



**LOS ANGELES DODGERS ORGANIZATION
MINOR LEAGUE DIRECTORY**

Minor League Department

Los Angeles Dodgers, Inc.
1000 Elysian Park Avenue, Los Angeles, CA 90012-1199
(213) 224-1431

Director of Minor League Operations: Charlie Blaney

Field Coordinator: Reggie Smith

Administrative Assistant: Luchy Guerra

Secretary: Rebecca Aguilar

Data Entry: John Heskett

Instructors: Chico Fernandez, Dick McLaughlin, Leo Posada,
Dave Wallace

Managers: Bill Russell (Albuquerque), Glenn Hoffman (San Antonio),
Joe Vavra (Vero Beach), Rick Dempsey (Bakersfield), John Shoemaker
(Yakima), Jon Debus (Great Falls), Teddy Martinez (Santo Domingo),
Antonio Bautista (La Vega)

Coaches: Tom Beyers, Mark Brewer, Guy Conti, Glenn Gregson,
Burt Hooton, Dennis Lewallyn, Luis Tiant

Trainers: Stan Johnston (Albuquerque), Matt Wilson (San Antonio),
Rob Giesecke (Vero Beach), Barclay Dugger (Bakersfield), Ruben
Barrera (Yakima), Mike Collins (Great Falls)

SCOUTING DEPARTMENT

Director of Scouting: Terry Reynolds

Secretary: Dianne Mesa

Major League Scouts: Mel Didier, Phil Regan, Jerry Stephenson,
Gary Sutherland

National Crosscheckers: Eddie Bane, John Keenan, Tommy Mixon

Regional Coordinators: Gib Bodet, Mike Brito, Mike Hankins,
Gary LaRocque, Camilo Pascual

LOS ANGELES DODGERS SCOUTS

Eleodoro Arias	Dennis Haren	Alberto Osario
Bill Barkley	Art Harris	Deni Pacini
Gil Bassetti	Gail Henley	Pablo Peguero
Rick Birmingham	Hank Jones	Claude Pelletier
Bob Bishop	Lon Joyce	Cornelio Pena
Flores Bolivar	Gene Kerns	Jose Pena
Joe Campbell	Juan Lantigua	Tony Petek
Jim Chapman	Don LeJohn	Bill Pleis
Dominick Christy	Mike Leuzinger	Silvano Quesada
Bob Darwin	Carl Loewenstine	Eddie Fajardo Rodriguez
Juan Davalillo	Guillermo McLean	Mark Sheehy
Sammy Dotson	Dale McReynolds	Jim Stoeckel
Jim Garland	Iron Maehara	Dick Teed
Lin Garrett	Teodoro Mata	Tom Thomas
Rafael Gonzalez	Bob Miske	Glen Van Proyen
Bob Hale	Lew Morton	
Dick Hanlon	Victor Nazario	

DODGERS' 1992 MINOR LEAGUE RECAP

The Dodgers finished with a composite 438-461 record and for the 16th consecutive season placed a team in postseason action as the La Vega Club of the Dominican Summer League won their league championship.

Catcher Mike Piazza had an outstanding season and was a finalist for minor league player of the year. He split the season playing for San Antonio (.377, 7 HR, 20 RBI) and Albuquerque (.341, 16 HR, 69 RBI) before joining the Los Angeles Dodgers on September 1. For his success this season, Piazza was named by the Dodgers as their Minor League Player of the Year.

Pitcher Todd Williams was named by the Dodgers as their Minor League Pitcher of the Year with a composite record of 7-4 with a organization-high 22 saves. The right-hander began the season going 0-0 with a 2.38 ERA and nine saves in 13 games for Bakersfield (A) before being promoted to San Antonio. At San Antonio, Williams was 7-4 with a 3.48 ERA and 13 saves in 39 games.

Outfielder Billy Ashley led the entire Dodger organization in home runs, slugging 28 round-trippers, 24 at San Antonio (AA), two at Albuquerque (AAA) and two home runs for the Dodgers after getting the call to the majors on September 1.

FINAL MINOR LEAGUE STANDINGS FOR THE 1992 DODGER FARM TEAMS

Team		1st Half	2nd Half	Overall	Winning Pct.
Albuquerque	(AAA)	33-39	32-39	65-78	.455
San Antonio	(AA)	27-41	35-33	62-74	.456
Vero Beach	(A)	29-38	24-44	53-82	.392
Bakersfield	(A)	37-31	31-37	68-68	.500
Yakima	(A)	—	36-40	36-40	.479
Great Falls	(R)	—	38-35	38-35	.521
St. Lucie	(R)	—	32-27	32-27	.542
Santo Domingo	(R)	—	31-38	31-38	.449
La Vega Dodgers	(R)*	—	53-19	53-19	.736

*Won the Dominican Summer League Championship by defeating Oakland two games to none in the best of three finals.

MINOR LEAGUE ALL-STARS/TOP PROSPECTS**POSTSEASON ALL-STAR TEAMS**

Pacific Coast League (AAA): Pedro Martínez (P) and Mike Piazza (C)

Texas League (AA): Billy Ashley (OF)

Florida State League (A): Jay Kirkpatrick (DH)

Northwest League (A): Chris Abbe (C)

Pioneer League (R): Roger Cedeño (OF)

BASEBALL AMERICA ALL-STAR TEAMS

Triple-A: Mike Piazza (C)

Short Season: Chris Abbe (C)

BASEBALL AMERICA TOP 10 PROSPECTS

Pacific Coast League: #3 Pedro Martínez (P) and #5 Mike Piazza (C)

Texas League: #1 Raul Mondesi (OF) and #4 Billy Ashley (OF)

Northwest League: #8 Chris Abbe (C)

Pioneer League: #2 Roger Cedeño (OF) and #10 Felix Rodríguez (C)

**ALBUQUERQUE
DUKES**

Working Agreement
Pacific Coast League (AAA)
Albuquerque Sport Stadium
(10,510)

Albuquerque Professional
Baseball, Inc.
Post Office Box 26267
Albuquerque, NM 87125
(505) 243-1792

President, General Manager:

Pat McKernan

Field Manager:

Bill Russell

Coaches:

Tom Beyers

Glenn "Goose" Gregson

First-year manager Bill Russell saw the Dukes finish with a 65-78 record, employing 44 players as many of the Duke standouts finished the season in L.A....Mike Piazza led the Dukes with 16 home runs and a .341 average and drove in 69 runs...Zak Shinall pitching out of the bullpen led the staff in wins, compiling a 13-5 record with a 3.29 ERA and six saves...Pedro Martinez was 7-6 with a 3.81 ERA in 20 starts and fanned 124 batters in 125.1 innings pitched...Pedro Astacio was 6-6 prior to his recall to Los Angeles... the Dukes finished with the second-highest team average (.297) in the Pacific Coast League...only Colorado Springs had a higher team average (.298).



Russell, Bill (Career managerial record of 65-78)

- ◆ Enters his second season as the Dukes' manager, leading Albuquerque to a 65-78 record in his first campaign.
- ◆ Served from 1987-1991 with the Los Angeles Dodgers as infield and bench coach.
- ◆ Served as interim manager for the Dodgers for two games at St. Louis in 1991 (June 4-5) and went 1-1.
- ◆ Was named to the N.L. All-Star coaching staff in 1989.
- ◆ The former shortstop played 18 seasons for the Dodgers and retired after the 1986 season with the second highest career total of games played in a Dodger uniform (2,181)...ranks among the Los Angeles Dodgers all-time leaders in all offensive categories, except home runs and batting average.

ALBUQUERQUE DUKES 1993 SCHEDULE

Home Date	Opponent	Away Date	Opponent
April 8-11	Calgary	April 12-15	Las Vegas
April 16-19	Tacoma	April 24-27	Phoenix
April 20-23	Portland	April 29-30	Tucson
May 3-6	Vancouver	May 1-2	Tucson
May 7-10	Tucson	May 15-18	Portland
May 11-14	Colorado Springs	May 20-23	Tacoma
May 28-31	Phoenix	May 24-27	Vancouver
June 5-8	Las Vegas	June 1-2	Colorado Springs
June 18-21	Edmonton	June 4	Colorado Springs
June 22-25	Calgary	June 10-13	Edmonton
June 26-29	Colorado Springs	June 14-17	Calgary
July 4-7	Las Vegas	June 30	Las Vegas
July 8-11	Tacoma	July 1-3	Las Vegas
July 27-30	Tucson	July 15-18	Vancouver
August 5-8	Phoenix	July 19-22	Tacoma
August 9-12	Vancouver	July 23-26	Portland
August 21-24	Portland	July 31	Colorado Springs
September 3-6	Edmonton	August 1-3	Colorado Springs
		August 13-16	Calgary
		August 17-20	Edmonton
		August 26-29	Phoenix
		August 30-31	Tucson
		September 1-2	Tucson

SAN ANTONIO MISSIONS

Working Agreement
Texas League (AA)
V.J. Keefe Stadium
(3,500)

San Antonio Baseball, Inc.
Post Office Box 28268
San Antonio, TX 78228
Office Phone:
(512) 434-9311
Park Phone:
(512) 434-9312

President:
David Elmore
General Manager:
Burl Yarbrough
Field Manager:
Glenn Hoffman
Coach:
Burt Hooton

San Antonio struggled during the first half of the Texas League season, before regrouping to play over .500 during the second half and finish with a 62-74 record...Billy Ashley, who ended up in Los Angeles, provided the punch in the lineup, slugging a league-high 24 home runs and driving in 66 runs...Mike Busch, who was working on learning a new position—third base, added 18 home runs and 51 RBI ... Tony Barron batted .402 in his 28 games with the Missions before being promoted to Albuquerque...Mike Mimbs led the staff in wins with 10 and Greg Hansell was 6-4 with a 2.83 ERA in 14 starts before being promoted...Todd Williams was 7-4 with 13 saves in 39 games out of the bullpen.



Hoffman, Glenn: (Career managerial record of 99-106)

- ◆ Begins his third season as a manager in the Dodgers' organization, his first season at San Antonio.
- ◆ Piloted the Vero Beach (A) Dodgers to a 53-82 record last season.
- ◆ Led the Great Falls Dodgers (R) to a 46-24 record and a division title in 1991.
- ◆ The former major league infielder played nine seasons with Boston (1980-87), the Dodgers (1987) and California (1989) and finished with a .242 batting average.
- ◆ Was a minor league coach in the Dodgers' system from 1990 until being named manager at Great Falls in 1991.

SAN ANTONIO MISSIONS 1993 SCHEDULE

Home Date	Opponent	Away Date	Opponent
April 14-18	Wichita	April 9-13	Midland
April 29-30	El Paso	April 19-23	El Paso
May 1-3	El Paso	April 24-28	Wichita
May 4-8	Midland	May 10-14	Shreveport
May 21-25	Shreveport	May 15-19	Jackson
May 26-30	Jackson	June 1-6	Midland
June 7-12	El Paso	June 19-24	Wichita
June 13-18	Wichita	July 1-6	El Paso
June 25-30	Midland	July 12	AA All-Star Game
July 7-11	Tulsa	July 19	TX LG All-Star Game
July 13-17	Arkansas	July 21-25	Tulsa
July 31	Midland	July 26-30	Arkansas
August 1-4	Midland	August 11-15	El Paso
August 5-9	Wichita	August 16-20	Wichita
August 21-25	El Paso	August 26-30	Midland

**VERO BEACH
DODGERS**

Ownership
Florida State League (A)
Holman Stadium
(6,500)

Vero Beach Baseball Club
Dodgertown
Post Office Box 2887
Vero Beach, FL 32961
(407) 569-4900

General Manager:

Tom Simmons

Field Manager:

Joe Vavra

Coach:

Dennis Lewallyn

Struggled in 1992 and finished with a 53-82 mark...outfielder Anthony Collier batted .323 and first baseman Jay Kirkpatrick, a league all-star, batted .281 with 22 doubles, six homers and 50 RBI...Roberto Mejia led Vero Beach with 12 home runs...outfielder Vernon Spearman batted .304 and stole 33 bases...pitcher Ben VanRyn was 10-7 with a 3.20 ERA in 26 games and was named a Florida State League All-Star.



Vavra, Joe: (Career managerial record of 181-106)

- Begins his first season as manager of the Vero Beach Dodgers, following two seasons as manager at Yakima.
- Led the Yakima Bears to the regular season division title in 1991 with a 44-32 record...last season he was 36-40 at Yakima.
- In two seasons of managing at Great Falls (1989-90) of the Pioneer League (R), he won consecutive league championships...his team compiled a 48-20 record in 1990 and a 53-14 (.791) record in 1989...the .791 winning percentage was the third highest mark of all-time by a minor league team.
- Was the Dodgers' eighth selection in the June, 1982 Free Agent Draft...played six seasons in the Dodger minor league system before becoming a minor league coach in 1987 and 1988 at Sarasota.

Schedule was not available at press time



**BAKERSFIELD
DODGERS**

Working Agreement
California League (A)
Sam Lynn Park
(3,300)

Bakersfield Dodgers
Post Office Box 10031
Bakersfield, CA 93389
(805) 322-1363

President:

Lowell T. Patton

General Manager:

Rick Smith

Field Manager:

Rick Dempsey

Coach:

Guy Conti

The Bakersfield Dodgers finished with a .500 record (68-68) in 1992...Mike Boyzuick, John Deutsch (11 HR, 36 RBI), Murph Proctor (42 RBI) and Eric Vorbeck all batted over .300...Todd Hollandsworth led Bakersfield in hits (183), doubles (23), triples (5), homers (13) and RBI (58)...Rick Gorecki (11-7, 4.05 ERA) and Mike Walkden (11-10, 4.10 ERA) led the staff in wins...Todd Williams picked up nine saves in 13 appearances before being promoted to San Antonio.



Dempsey, Rick: (First season of managing)

- ◆ Begins his first year as a minor league manager, following a 24-year major league catching career with Minnesota (1971-72), New York Yankees (1973-76), Baltimore (1976-86, 1992), Cleveland (1987), Los Angeles (1988-90) and Milwaukee (1991).
- ◆ Dempsey played in three World Series (1979 & 1983 with Baltimore; 1988 with Los Angeles), including being named the 1983 World Series MVP.
- ◆ Finished his career with a lifetime batting average of .233 and a lifetime fielding mark of .988.

BAKERSFIELD DODGERS 1993 SCHEDULE

Home Date	Opponent	Away Date	Opponent
April 8	Central Valley	April 9	Central Valley
April 10-12	San Jose	April 16-18	Palm Springs
April 13-15	Stockton	April 19-21	San Bernardino
April 23-25	Riverside	April 26-29	Stockton
April 30	Rancho Cucamonga	May 8-10	San Jose
May 1-2	Rancho Cucamonga	May 11-13	Modesto
May 4-6	Modesto	May 19-20	Central Valley
May 7	Rancho Cucamonga	May 25	Central Valley
May 14-16	High Desert	May 28-30	Rancho Cucamonga
May 17-18	Central Valley	June 1-3	High Desert
May 21-23	San Bernardino	June 8-10	Riverside
May 26-27	Central Valley	June 18-20	Modesto
June 5-7	Stockton	June 23-25	Stockton
June 11-13	San Jose	June 26-28	San Jose
June 14-16	Palm Springs	June 29	Central Valley
June 30	Central Valley	July 2-3	Central Valley
July 1	Central Valley	July 5	Central Valley
July 4	Central Valley	July 13-15	Palm Springs
July 6-8	Stockton	July 16-18	San Bernardino
July 9-11	High Desert	July 19	Central Valley
July 20-22	Palm Springs	July 27-29	Rancho Cucamonga
July 23-25	San Jose	August 6-8	Modesto
July 30	Central Valley	August 9-12	San Jose
July 31	Modesto	August 20-22	Riverside
August 1-2	Modesto	August 26-27	Stockton
August 4-5	Central Valley	August 30-31	High Desert
August 13-15	Riverside		
August 17-19	San Bernardino		
August 23-25	Modesto		
August 28-29	Rancho Cucamonga		

YAKIMA BEARS

Working Agreement
Northwest League (A)
Parker Field
(3,148)

Yakima Baseball Club
Post Office Box 483
Yakima, WA 98907
(509) 457-5151

President:

Ron Romaneski

General Manager:

Steve Ford

Field Manager:

John Shoemaker

Coach:

Luis Tiant

The Yakima Bears had a 36-40 record in 1992...catcher Chris Abbe, a draft pick in 1992 out of the University of Texas, batted .302 in 52 games and led the team in home runs (9) and RBI (37)...first baseman Ken Chapman led the team in total bases, with 15 doubles, five triples and four home runs... Alton Pinkney batted .292 and stole 27 bases...Rafael Gutierrez led the staff in wins with a 7-5 record...Matt Herges was 2-3 with nine saves and a 3.22 ERA out of the bullpen...in 44.2 innings pitched, Herges allowed 33 hits while striking out 57 batters...Sandy Martinez was the Northwest League batting champion with a .333 average.



Shoemaker, John: (Career managerial record of 357-383)

- ◆ Begins his first season as manager of Yakima and seventh as a minor league manager in the Dodgers' farm system... he has been a Dodger minor league instructor since 1981.
- ◆ Managed the St. Lucie Dodgers (R) to a 32-27 record in 1992.
- ◆ Managed at San Antonio (AA) from 1989-91 and at Vero Beach (A) in 1987 and 1988...led his 1988 and 1990 teams into the playoffs.
- ◆ Coached at Vero Beach from 1981-86.
- ◆ Played in the Dodgers' minor league system for four seasons before becoming a coach (1977-80)...the former infielder was the Dodgers' 35th selection in the June, 1977 Free Agent Draft.
- ◆ Is a graduate of Miami (Ohio) University where he lettered in both baseball and basketball...was drafted by the Chicago Bulls in the 1978 NBA draft (sixth round).

YAKIMA BEARS 1993 SCHEDULE

Home Date	Opponent	Away Date	Opponent
June 17-18	Spokane	June 19-20	Spokane
June 24	Everett	June 21-23	Everett
June 25-28	Bellingham	June 29-July 2	Boise
July 6-8	Boise	July 3-5	Eugene
July 9-12	Eugene	July 14-15	Spokane
July 16-17	Spokane	July 21	Everett
July 18-19	Everett	July 22-25	Bellingham
July 27-30	Bend	August 4-5	Bend
July 31-August 2	Southern Eugene	August 6-9	Southern Eugene
August 11-14	Bellingham	August 15-18	Everett
August 19-20	Spokane	August 21-22	Spokane
August 24-27	Everett	August 28-31	Bellingham
September 3-4	Spokane	September 1-2	Spokane

GREAT FALLS DODGERS

Working Agreement
Pioneer League (R)
Legion Park
(4,000)

Great Falls Baseball Club
Post Office Box 1621
Great Falls, MT 59403
(406) 452-5311

General Manager:

Ray Klesh

Field Manager:

Jon Debus

Coaches:

Mark Brewer

Compiled a 38-35 record in the Pioneer League...Roger Cedeño batted .318 with six doubles, five triples, two homers and 27 RBI while leading the league with 40 stolen bases...Jim Martin batted .309 with 30 RBI, a team-leading five home runs and led the league in triples (9)...Chad Zerbe was the leading winner with a 8-3 record and Ryan Henderson, from the University of Southern California, went 5-1 with a 2.13 ERA in his 11 starts, striking out 54 batters in 55 innings pitched...David Pyc was 2-3 with a 2.88 ERA and nine saves out of the bullpen and fanned 34 batters in 34 innings pitched.



Debus, Jon: (Career managerial record of 38-35)

- ◆ Begins his second season as the Dodgers' manager at Great Falls.
- ◆ Led the Great Falls Dodgers to a 38-35 record in 1992, his first season as a manager...has been a player and coach in the Dodger organization since 1980.
- ◆ Was a coach at San Antonio in 1990 and a coach at Vero Beach in 1991.
- ◆ Was the Dodgers' 18th selection in the June, 1980 Free Agent Draft as a catcher.

GREAT FALLS DODGERS 1993 SCHEDULE

Home Date	Opponent	Away Date	Opponent
June 17-19	Billings	June 20-22	Lethbridge
June 23-26	Medicine Hat	June 28-29	Billings
June 27	Lethbridge	July 2-3	Lethbridge
June 30	Billings	July 4-6	Medicine Hat
July 1	Billings	July 10-12	Lethbridge
July 7-9	Medicine Hat	July 22-24	Salt Lake
July 14-17	Salt Lake	July 25-28	Idaho Falls
July 18-20	Idaho Falls	August 2-4	Billings
July 30-31	Medicine Hat	August 5-9	Medicine Hat
August 1	Medicine Hat	August 19-21	Butte
August 11-14	Butte	August 22-25	Helena
August 15-17	Helena	August 30-31	Billings
August 27-29	Lethbridge	September 1	Billings
September 2-3	Lethbridge		
September 4-6	Billings		

**SANTO DOMINGO
DODGERS**

Ownership
Dominican Summer
League (R)
Campo Las Palmas

Campo Las Palmas
Carretera De Guerra
KM 23 1/2
Santo Domingo,
Dominican Republic
(809) 526-5502

Vice President:

Ralph Avila

Field Manager:

Teddy Martinez

Coaches:

TBA

The Santo Domingo Dodgers finished with a 31-38 record in 1992...Alvaro Forsythe was the leading batter with a .339 average in 45 games played, 27 starts at second base... Alfonso Brown led the club with seven home runs and 35 RBI...Gustavo Martinez was 5-3 with a 2.29 ERA and Jorge Bautista was 6-3 with a 2.92 ERA to lead the staff.



Martinez, Teddy: (Career managerial record of 158-103)

- ◆ Begins his fifth season of managing in the Dominican Republic for the Dodgers, fourth for Santo Domingo...his team finished with a 31-38 record in 1992.
- ◆ Led the Santo Domingo Dodgers to a division title in 1991 with a 45-24 record and led the Moca Dodgers to a 42-28 record and a second place finish in 1990.
- ◆ A former major league infielder with the Mets, Cardinals, A's and Dodgers, he finished his playing career in 1979.
- ◆ Joined the Dodger organization in 1988 as a scout and in 1989 managed the Santo Domingo Dodgers to the Dominican Summer League Championship.

Schedule was not available at press time

1992 Dodger Organizational Leaders Minor Leagues

Batting

Average	Mike Piazza	.350
Runs	Ira Smith	82
Hits	Mike Piazza	165
Doubles	Jerry Brooks	36
Triples	Raul Mondesi	9
Home Runs	Billy Ashley	26
Runs Batted In	Mike Piazza	89
Total Bases	Mike Piazza	277
Walks	Roger Cedeno	52
Strikeouts	Billy Ashley	152
Stolen Bases	Vernon Spearman	51

**LA VEGA
DODGERS**

Ownership
Dominican Summer
League (R)
Campo Las Palmas

Campo Las Palmas
Carretera De Guerra
KM 23 1/2
Santo Domingo,
Dominican Republic
(809) 526-5502

Vice President:

Ralph Avila

Field Manager:

Antonio Bautista

Coaches:

TBA

Won the Dominican Summer League with a 53-19 record and the championship series two games to none over the Oakland organization's team...four La Vega batters hit better than .300, led by Wilton Guerrero's .387 average in 61 games...Julio Aquino was 9-0 with a 2.07 ERA in 14 games...Dario Veras was 7-1 with seven saves and a league-leading 0.89 ERA in 26 games...Marcos Mendoza was 9-2 with a 1.51 ERA and struck out 81 batters in 59.2 IP.



Bautista, Antonio: (Career managerial record of 53-19)

- ◆ Begins his second season as manager of La Vega.
- ◆ Led La Vega to the Dominican Summer League championship with a 53-19 record.
- ◆ Has been involved with the Dodger organization since 1987.
- ◆ Played parts of six seasons (1974-79) in the St. Louis and New York Yankees' organizations.

Schedule was not available at press time

1992 Dodger Organizational Leaders Minor Leagues

Pitching

Wins	Zak Shinall	13
Losses	Dennis Springer	14
Earned Run Average	Javier Delahoya	2.82
Games	Zak Shinall	64
Games Started	Dennis Springer	29
Complete Games	Dennis Springer	5
Shutouts	Javier Delahoya	2
Saves	Todd Williams	22
Innings Pitched	Dennis Springer	184
Walks	Rick Gorecki	80
Strikeouts	Pedro Martinez	124

LOS ANGELES DODGERS JUNE 1992 FREE AGENT DRAFT

Player (Alphabetical)	Pos.	Ht.	Wt.	B/T	College or High School
Abbe, Christopher	C	6-4	215	R/R	University of Texas
Anderson, Cliff	SS	5-8	165	L/R	Chapman University, CA
Anderson, Sheldon	CF	5-11	185	S/L	Washington High School, CA
Apodaca, Christian	RHP	6-4	215	R/R	Lynwood High School, CA
Bostic, Dwaine	SS	6-0	180	R/R	Morse High School, CA
Boulo, Tyler	3B	6-3	180	R/R	St. Pauls Episcopal High School, AL
Breuer, James	CF	6-4	175	R/R	Century High School, ND
Butcher, Jason	RHP	6-2	198	R/R	Albertsons College of Idaho, ID
Chapman, Kenneth	1B	6-1	190	S/L	Florida Southern College, FL
Clark, Brian	C	6-3	192	L/R	Napa Junior College, CA
Colson, Brenton	LHP	6-1	185	R/L	Georgia Tech
Collins, John	RHP	6-5	200	R/R	Thompson High School, AL
Cook, Kenny	RHP	6-5	215	R/R	Spartanburg Methodist College, SC
Duffy, Ryan	LHP	6-2	185	L/L	Northeast Oklahoma A & M, OK
Dunn, Barry	SS	5-11	175	R/R	East Tennessee State University, TN
Evans, Kyle	LF	5-10	165	L/L	Katella High School, CA
Graves, Jon	RHP	6-0	165	R/R	Long Beach State
Hayman, John	CF	5-11	185	R/R	Hillcrest Christian Academy, MS
Henderson, Ryan	RHP	6-1	190	R/R	USC
Hernaiz, Juan	CF	5-11	168	R/R	Colegio Maria Auxiliadora, PR
Johnson, Keith	SS	5-11	190	R/R	U. of Pacific, CA
Johnson, Reginald	3B	6-1	190	R/R	Georgia Tech
Lewis, Andre	2B	5-10	185	R/R	Waco Christian High School, TX
Luzinski, Ryan	C	6-0	215	R/R	Holly Cross High School, NJ
Maness, Dwight	CF	6-3	180	R/R	William Penn High School, DE
Markham, Daniel	LHP	6-6	230	L/L	Diablo Valley JC, CA
Martin, James	LF	6-1	195	L/R	Oklahoma State University
Melendez, Daniel	1B	6-4	195	L/L	Pepperdine University
Moore, Michael	CF	6-4	200	R/R	UCLA
Moss, Twaino	CF	6-0	170	L/R	Middle Georgia JC, GA
Munroe, Stephen	RF	6-2	195	R/R	Crescent School, Ontario, Canada
Padilla, Dimas	LHP	6-1	175	L/L	Colegio El Pilar, PR
Pitts, Kevin	RF	6-3	190	R/L	Kishwaukee Junior College, IL
Poor, Jeff	C	6-1	195	R/R	El Segundo High School, CA
Post, David	SS	5-11	180	R/R	Kingston High School, NY
Powell, Matthew	RHP	6-7	235	R/R	Southridge Senior High School, FL
Pyc, David	LHP	6-3	227	L/L	University of Charleston, WV
Richardson, Brian	3B	6-2	170	R/R	St. Bernard High School, CA
Sarmiento, Daniel	LHP	5-11	203	L/L	Tempe High School, AZ
Schleuss, Del	LHP	6-3	176	L/L	Musselman High School, WV
Serbalik, Michael	2B	5-11	175	R/R	Siena College, NY
Sikes, Kenneth	RHP	6-4	230	R/R	Middle Georgia JC, GA
Spykstra, David	RHP	6-2	200	R/R	Cherry Creek High School, CO
Topham, Ryan	RF	6-3	180	L/L	Portage Central High School, MI
Troutman, Michael	RHP	6-1	200	R/R	Spartanburg Methodist College, SC
Velez, Jeffrey	RHP	5-11	175	R/R	Greenwich High School, CT
Vogelgesang, Joseph	RHP	6-2	210	R/R	Eastern Kentucky University
Watkins, Sean	1B	6-3	185	L/L	Notre Dame High School, IL
White, Brandon	RHP	6-1	192	R/R	Eastern Michigan University
Wingate, Ervan	SS	6-0	175	R/R	Redlands, High School, CA
Wittig, Paul	C	6-1	187	R/R	Bremerton High School, WA
Workman, Widd	CF	6-0	185	R/R	Gilbert High School, AZ
Ziesemer, Gregory	RHP	6-4	200	R/R	Larkin High School, IL

Bold indicates signed players

The Dodgers signed their top 22 picks

DRAFT BY POSITION

Pitchers	Catchers	Infielders	Outfielders
21	5	14	13

DRAFT BY STATE

California	15	West Virginia	2	Colorado	1
Georgia	4	Arizona	2	Connecticut	1
Illinois	3	Michigan	2	Kentucky	1
Florida	2	North Dakota	1	Washington	1
Alabama	2	Idaho	1	Others:	
Texas	2	Tennessee	1	Puerto Rico	2
South Carolina	2	Mississippi	1	Ontario, Canada	1
Oklahoma	2	New Jersey	1		
New York	2	Delaware	1		

DOGGERS FIRST-ROUND DRAFT CHOICES IN JUNE

Year	Player	Position	Year	Player	Position
1965	John Wyatt	INF	1980	Ross Jones	INF
1966	Larry Hutton	P	1981	Dave Anderson	INF
1967	Don Denbow	INF	1982	Franklin Stubbs	INF
1968	Bobby Valentine	OF	1983	Erik Sonberg	P
1969	Terry McDermott	C	1984	Dennis Livingston	P
1970	Jim Haller	P	1985	Chris Gwynn	OF
1971	Rick Rhoden	P	1986	Mike White	OF
1972	John Harbin	INF	1987	Dan Opperman	P
1973	Ted Farr	C	1988	Bill Bene	P
1974	Rick Sutcliffe	P	1989	Kiki Jones	P
1975	Mark Bradley	INF		Tom Goodwin	OF
1976	Mike Scioscia	C		Jamie McAndrew*	P
1977	Bob Welch	P	1990	Ronnie Walden	P
1978	None		1991	None	
1979	Steve Howe	P	1992	Ryan Luzinski*	C
	Steve Perry	P		Michael Moore†	OF

*1st round supplemental

THE SPORTING NEWS MINOR LEAGUE AWARDS**MINOR LEAGUE PLAYER OF THE YEAR**

Pedro Martinez – 1991
 Jose Offerman – 1990
 Mike Marshall – 1981
 Tom Paciorek – 1972
 Willie Davis – 1960

MINOR LEAGUE MANAGER OF THE YEAR

Terry Collins – 1987 at Albuquerque
 Del Crandall – 1981 at Albuquerque
 Tommy Lasorda – 1970 at Albuquerque

MINOR LEAGUE EXECUTIVE OF THE YEAR (Higher Classification)

Pat McKernan – 1981 at Albuquerque
 Willie Sanchez – 1978 at Albuquerque

MINOR LEAGUE EXECUTIVE OF THE YEAR (Lower Classification)

Terry Reynolds – 1983 at Vero Beach
 Bob Williams – 1970 at Bakersfield
 Charlie Blaney – 1969 at Albuquerque (Texas League)

1993 MINOR LEAGUE PLAYERS

Abbe, Christopher**C****Height:** 6-4 **Bats:** Right **Born:** 2/6/71 in St. Paul, MN**Weight:** 215 **Throws:** Right **Residence:** Tempe, AZ**School:** University of Texas**How obtained:** Dodgers' #8 (5th round) selection in the June 1992 Free Agent Draft**Recommended / Signed by:** Bill Barkley**Notes:** 1992 – Led Yakima with nine home runs and 37 RBI...among the top 10 in batting in the Northwest League...named to the league All-Star team...named short-season Class A All-Star and #8 prospect in the Northwest League by Baseball America.

Year	Club	Avg.	G	AB	R	H	2B	3B	HR	RBI	BB	SO	SB	CS
1992	Yakima	.302	52	192	25	58	9	0	9	37	17	43	0	0

Agramonte, Freddy**RHP****Height:** 5-11 **Bats:** Right **Born:** 10/13/73 in Santo Domingo, DR**Weight:** 146 **Throws:** Right **Residence:** Santo Domingo, DR**School:** Liceo Nocturno Pedro Billini, DR**How obtained:** Signed as a free agent on November 18, 1990**Recommended / Signed by:** Pablo Peguero

Year	Club	W-L	ERA	G	GS	CG	SHO	SV	IP	H	R	ER	BB	SO
1991	Santo Domingo	3-3	4.28	11	7	0	0	0	40.0	42	29	19	20	16
1992	La Vega	2-2	4.73	12	9	0	0	0	45.2	42	29	24	39	23

Allen, Steven**RHP****Height:** 6-3 **Bats:** Right **Born:** 7/27/66 in Nashua, NH**Weight:** 210 **Throws:** Right **Residence:** Mansura, LA**School:** University of Massachusetts**How obtained:** Acquired in a trade with Texas, December 29, 1990 with David Lynch, in exchange for Jim Poole.

Year	Club	W-L	ERA	G	GS	CG	SHO	SV	IP	H	R	ER	BB	SO
1988	Butte	2-2	9.32	17	6	0	0	1	46.1	74	53	48	14	30
1989	Gastonia	6-2	2.02	51	0	0	0	3	89.0	60	33	20	31	84
1990	Tulsa	8-4	3.83	54	0	0	0	5	89.1	97	43	38	42	84
1991	San Antonio	1-0	4.43	12	0	0	0	1	20.1	22	10	10	10	25
1992	San Antonio	5-2	2.62	43	0	0	5	0	79.0	62	31	23	17	64

Alvarez (Martinez), Jorge**INF****Height:** 5-10 **Bats:** Right **Born:** 10/30/68 in Sanchez, DR**Weight:** 157 **Throws:** Right **Residence:** San Antonio, TX**School:** Liceo Secundario Las Terrenas, DR**How obtained:** Signed as a free agent on June 27, 1987**Recommended / Signed by:** Ralph Avila

Year	Club	Avg.	G	AB	R	H	2B	3B	HR	RBI	BB	SO	SB	CS
1988	Sarasota	.293	55	167	23	49	13	2	0	24	17	25	5	3
1989	Salem	.268	76	291	46	78	14	6	6	33	49	58	22	10
1990	Vero Beach	.289	124	454	56	131	19	5	1	48	31	56	30	12
1991	San Antonio	.298	66	225	33	67	14	2	3	23	18	32	9	6
1992	San Antonio	.243	103	305	33	74	11	4	5	32	21	63	8	4

Anderson, Clifford**INF****Height:** 5-8 **Bats:** Left **Born:** 7/4/70 in Kodiak, AZ**Weight:** 165 **Throws:** Right **Residence:** Kodiak, AZ**School:** Chapman University, CA**How obtained:** Dodgers' #42 (39th round) selection in the June 1992 Free Agent Draft**Recommended / Signed by:** Gail Henley

Year	Club	Avg.	G	AB	R	H	2B	3B	HR	RBI	BB	SO	SB	CS
1992	Yakima	.221	50	140	23	31	11	2	3	18	22	28	2	4

Aquino, Julio**RHP / C**

Height: 6-0 **Bats:** Right **Born:** 12/12/72 in Guerra, DR
Weight: 160 **Throws:** Right **Residence:** Guerra, DR
School: Escuela Estorga De Guerra, DR
How obtained: Signed as a free agent on August 5, 1990
Recommended / Signed by: Eleodoro Arias

Year	Club	Avg.	G	AB	R	H	2B	3B	HR	RBI	BB	SO	SB	CS
1991	Santo Domingo	.220	24	50	8	11	0	0	0	6	7	17	1	1

Year	Club	W-L	ERA	G	GS	CG	SHO	SV	IP	H	R	ER	BB	SO
1992	La Vega	9-0	2.07	14	11	0	0	0	69.2	56	23	16	26	39

Asencio, Jose Alexander**OF**

Height: 6-0 **Bats:** Left **Born:** 5/30/74 in San Cristobal, DR
Weight: 155 **Throws:** Left **Residence:** San Cristobal, DR
School: Liceo Hatillo, DR
How obtained: Signed as a free agent on July 9, 1991
Recommended / Signed by: Pablo Peguero

Year	Club	Avg.	G	AB	R	H	2B	3B	HR	RBI	BB	SO	SB	CS
1991	Moca	.251	67	243	37	61	9	2	0	26	23	13	14	6
1992	Santo Domingo	.256	30	82	7	21	3	1	1	8	8	17	6	4
	La Vega	.287	69	293	54	84	11	10	0	44	32	29	6	3

Ashworth, Kym Graham**LHP**

Height: 6-2 **Bats:** Left **Born:** 7/31/76 in Millicent, S.A., Australia
Weight: 175 **Throws:** Left **Residence:** Para Hills, S.A., Australia
School: Para Hills HS, Australia
How obtained: Signed as a free agent on December 12, 1992
Recommended / Signed by: Jim Stoeckel

Year	Club	W-L	ERA	G	GS	CG	SHO	SV	IP	H	R	ER	BB	SO
(1993 will be his first professional season)														

Ayala, Fernando**LHP**

Height: 6-2 **Bats:** Left **Born:** 1/17/72 in San Miguelito, Panama
Weight: 185 **Throws:** Left **Residence:** San Miguelito, Panama
School: Instituto Justo Arosemena, Panama
How obtained: Signed as a free agent on June 12, 1991
Recommended / Signed by: Mike Brito

Year	Club	W-L	ERA	G	GS	CG	SHO	SV	IP	H	R	ER	BB	SO
1991	Santo Domingo	0-1	4.24	20	0	0	0	0	23.0	0	15	11	13	15
1992	Santo Domingo	5-6	4.33	17	16	2	0	0	89.1	94	53	43	40	77

Baez, Victor**C**

Height: 6-1 **Bats:** Right **Born:** 12/18/73 in Santiago, DR
Weight: 185 **Throws:** Right **Residence:** Santiago, DR
School: Instituto Evangelico, DR
How obtained: Signed as a free agent on July 28, 1991
Recommended / Signed by: Cornelio Peña

Year	Club	Avg.	G	AB	R	H	2B	3B	HR	RBI	BB	SO	SB	CS
1992	La Vega	.215	40	79	12	17	0	0	0	9	14	9	0	2

Barazarte, Wilfre**INF**

Height: 5-11 **Bats:** Right **Born:** 3/25/74 in Barquisimeto, Venezuela
Weight: 165 **Throws:** Right **Residence:** Edo Lara, Venezuela
School: Lisandro Alvarado, Venezuela
How obtained: Signed as a free agent on July 31, 1991
Recommended / Signed by: Camilo Pascual

Year	Club	Avg.	G	AB	R	H	2B	3B	HR	RBI	BB	SO	SB	CS
1991	Santo Domingo	.125	12	24	1	3	0	1	0	3	0	16	0	0
1992	Santo Domingo	.294	61	197	29	58	13	2	3	23	18	36	6	3

Barron, Anthony Dirk**OF****Height:** 6-0 **Bats:** Right **Born:** 8/17/66 in Portland, OR**Weight:** 185 **Throws:** Right **Residence:** Tacoma, WA**School:** Willamette University, OR**How obtained:** Dodgers' #7 selection in the June 1987 Free Agent Draft**Recommended / Signed by:** Hank Jones

Year	Club	Avg.	G	AB	R	H	2B	3B	HR	RBI	BB	SO	SB	CS
1987	Great Falls	.298	53	171	33	51	13	2	3	30	13	49	5	3
1988	Salem	.303	73	261	54	79	6	3	9	38	25	75	36	7
	Bakersfield	.250	12	20	1	5	2	0	0	4	1	5	0	0
1989	Vero Beach	.244	105	324	45	79	7	5	4	40	17	90	26	12
1990	Vero Beach	.297	111	344	58	102	21	3	6	60	30	82	42	7
1991	San Antonio	.235	73	200	35	47	2	2	9	31	28	44	8	3
1992	San Antonio	.402	28	97	18	39	4	1	7	22	6	22	7	3
	Albuquerque	.301	78	286	40	86	18	2	6	33	17	65	6	4

Bene, William Stephen**RHP****Height:** 6-4 **Bats:** Right **Born:** 11/21/67 in Long Beach, CA**Weight:** 200 **Throws:** Right **Residence:** Montebello, CA**School:** California State University, Los Angeles**How obtained:** Dodgers' #1 selection in the June 1988 Free Agent Draft**Recommended / Signed by:** Bobby Darwin

Year	Club	W-L	ERA	G	GS	CG	SHO	SV	IP	H	R	ER	BB	SO
1988	Great Falls	5-0	4.55	13	12	0	0	0	65.1	53	43	33	45	56
1989	Bakersfield	0-2	11.48	7	5	0	0	0	13.1	14	20	17	29	11
	Salem	0-2	9.22	7	4	0	0	0	13.2	13	18	14	27	13
1990	Vero Beach	1-10	6.99	17	14	0	0	0	56.2	49	55	44	96	34
1991	Vero Beach	1-1	4.15	31	1	0	0	0	52.0	39	37	24	65	57
1992	San Antonio	0-2	3.09	18	1	0	0	0	32.0	19	15	11	34	25
	Vero Beach	2-2	2.00	18	0	0	0	0	18.0	11	4	4	16	30

Bennett, Douglas Lee**RHP****Height:** 6-2 **Bats:** Right **Born:** 3/5/70 in Springfield, MO**Weight:** 185 **Throws:** Right **Residence:** Springfield, MO**School:** University of Arkansas**How obtained:** Dodgers' #4 (5th round) selection in the June 1991 Free Agent Draft**Recommended / Signed by:** Lin Garrett

Year	Club	W-L	ERA	G	GS	CG	SHO	SV	IP	H	R	ER	BB	SO
1991	Yakima	4-5	3.30	14	12	0	0	0	57.1	31	26	21	45	65
1992	Yakima	1-0	2.61	2	2	0	0	0	10.1	11	5	3	3	6

Betancourt, Damaso**LHP****Height:** 5-11 **Bats:** Left **Born:** 5/23/74 in San Carlos Cojedes, Venezuela**Weight:** 152 **Throws:** Left **Residence:** San Carlos Cojedes, Venezuela**School:** San Vicente De Paul HS, Venezuela**How obtained:** Signed as a free agent on June 9, 1991**Recommended / Signed by:** Camilo Pascual

Year	Club	W-L	ERA	G	GS	CG	SHO	SV	IP	H	R	ER	BB	SO
1991	Santo Domingo	0-0	3.00	7	0	0	0	0	12.0	14	7	4	8	8
1992	Santo Domingo	1-3	5.27	26	0	0	0	6	41.0	33	26	24	40	44

Blanco, Henry Ramon**INF**

Height: 5-11 **Bats:** Right **Born:** 8/29/71 in Caracas, Venezuela
Weight: 168 **Throws:** Right **Residence:** Guarenas Edo Miranda, Venezuela
School: Antonio Jose de Sucre HS, Venezuela
How obtained: Signed as a free agent on November 12, 1989
Recommended / Signed by: Camilo Pascual
Notes: 1992 - Led all California League third basemen in fielding percentage (.959)

Year	Club	Avg.	G	AB	R	H	2B	3B	HR	RBI	BB	SO	SB	CS
1990	Kissimmee	.219	60	178	23	39	8	0	1	19	26	43	7	2
1991	Great Falls	.255	62	216	35	55	7	1	5	28	27	39	3	6
1992	Bakersfield	.234	124	401	42	94	21	2	5	52	51	91	10	6

Bobb, Jason**RHP**

Height: 6-2 **Bats:** Right **Born:** 11/3/73 in Chippewa Falls, WI
Weight: 180 **Throws:** Right **Residence:** Chippewa Falls, WI
School: Chippewa Falls HS, WI
How obtained: Dodgers' #65 (66th round) selection in the June 1991 Free Agent Draft
Recommended / Signed by: Dale McReynolds
Notes: Fifth in strikeouts in the Gulf Coast League.

Year	Club	W-L	ERA	G	GS	CG	SHO	SV	IP	H	R	ER	BB	SO
1992	Vero Beach	0-0	17.36	2	1	0	0	0	4.2	7	9	9	5	1
	St. Lucie	6-1	3.55	12	12	1	0	0	71.0	73	42	28	18	67

Bostic II, Dwaine**INF**

Height: 6-0 **Bats:** Right **Born:** 10/29/74 in San Diego, CA
Weight: 180 **Throws:** Right **Residence:** San Diego, CA
School: Morse HS, CA
How obtained: Dodgers' #3 (2nd round) selection in the June 1992 Free Agent Draft
Recommended / Signed by: Dennis Haren

Year	Club	Avg.	G	AB	R	H	2B	3B	HR	RBI	BB	SO	SB	CS
1992	St. Lucie	.203	35	118	10	24	2	2	1	13	5	28	10	1

Botts, Jacob**RHP**

Height: 6-2 **Bats:** Both **Born:** 8/5/72 in Red Bluff, CA
Weight: 190 **Throws:** Right **Residence:** Salinas, CA
School: North Monterey County HS, CA
How obtained: Dodgers' #9 selection in the June 1990 Free Agent Draft
Recommended / Signed by: Dick Hanlon
Notes: 1991 - Named to Pioneer League All-Star team.

Year	Club	W-L	ERA	G	GS	CG	SHO	SV	IP	H	R	ER	BB	SO
1990	Kissimmee	5-5	4.60	15	7	0	0	1	43.0	35	26	22	33	50
1991	Great Falls	5-3	2.47	13	13	0	0	0	73.0	43	21	20	43	83
1992	Great Falls													

(Injured - did not play)

Boyuick, Michael**INF**

Height: 6-0 **Bats:** Right **Born:** 10/1/68 in Oswego, NY
Weight: 210 **Throws:** Right **Residence:** Oswego, NY
School: LeMoyne College, NY
How obtained: Signed as a free agent on June 15, 1991
Recommended / Signed by: Bob Miske

Year	Club	Avg.	G	AB	R	H	2B	3B	HR	RBI	BB	SO	SB	CS
1991	Great Falls	.203	26	64	9	13	1	2	1	3	7	10	0	1
	Yakima	.191	16	47	7	9	2	0	1	2	3	9	1	0
1992	Bakersfield	.321	42	134	32	43	13	1	9	30	33	24	2	2
	Vero Beach	.241	62	195	22	47	8	1	4	20	17	41	1	5

Breuer, James

OF

Height: 6-4 Bats: Right Born: 8/15/73 in Bismarck, ND

Weight: 175 Throws: Right Residence: Bismarck, ND

School: Century HS, ND

How obtained: Dodgers' #35 (32nd round) selection in the June 1992 Free Agent Draft

Recommended / Signed by: Dale McReynolds

Year	Club	Avg.	G	AB	R	H	2B	3B	HR	RBI	BB	SO	SB	CS
(1993 will be his first professional season)														

Brooks, Jerome Edward

OF

Height: 6-0 Bats: Right Born: 3/23/67 in Syracuse, NY

Weight: 195 Throws: Right Residence: Syracuse, NY

School: Clemson University, SC

How obtained: Dodgers' #11 selection in the June 1988 Free Agent Draft

Recommended / Signed by: Tommy Mixon

Notes: 1992 - Led Albuquerque in RBI (78) and doubles (36).

Year	Club	Avg.	G	AB	R	H	2B	3B	HR	RBI	BB	SO	SB	CS
1988	Great Falls	.347	68	285	63	99	21	3	8	61	24	25	7	4
1989	Bakersfield	.290	141	565	70	164	39	1	16	87	25	79	9	6
1990	San Antonio	.302	106	391	52	118	19	0	9	58	26	39	5	8
1991	Albuquerque	.294	125	429	64	126	20	7	13	82	29	49	4	3
1992	Albuquerque	.266	129	467	77	124	36	1	14	78	39	68	3	2

Brosnan, Jason Daniel

LHP

Height: 6-1 Bats: Left Born: 1/26/68 in Castro Valley, CA

Weight: 190 Throws: Left Residence: San Leandro, CA

School: Fresno State University, CA

How obtained: Dodgers' #11 selection in the June 1989 Free Agent Draft

Recommended / Signed by: Deni Pacini

Notes: 1990 - Named to the California League All-Star team.

Year	Club	W-L	ERA	G	GS	CG	SHO	SV	IP	H	R	ER	BB	SO
1989	Great Falls	6-2	2.55	13	13	0	0	0	67.0	41	24	19	55	89
1990	Bakersfield	12-4	3.11	26	25	0	0	0	136.0	113	63	47	91	157
1991	San Antonio	0-1	17.60	2	2	0	0	0	7.2	15	15	15	11	8
	Vero Beach	1-2	5.70	11	9	0	0	0	36.1	34	27	23	21	25
1992	Albuquerque	0-0	8.31	8	0	0	0	1	8.2	13	9	8	4	12
	San Antonio	1-7	7.79	8	8	0	0	0	32.1	44	33	28	21	27
	Vero Beach	3-4	4.66	18	8	2	0	0	58.0	69	32	30	26	51

Brown, Alfonso

INF

Height: 6-0 Bats: Right Born: 3/12/73 in Colon, Panama

Weight: 175 Throws: Right Residence: Colon, Panama

School: Albert Bravo HS, Panama

How obtained: Signed as a free agent on June 14, 1991

Recommended / Signed by: Mike Brito

Year	Club	Avg.	G	AB	R	H	2B	3B	HR	RBI	BB	SO	SB	CS
1991	Santo Domingo	.268	48	138	34	37	10	0	2	16	28	24	11	7
1992	Santo Domingo	.272	63	206	35	56	11	3	7	35	34	38	12	6

Brown, Michael

C

Height: 5-11 Bats: Right Born: 3/7/70 in Bloomington, IL

Weight: 185 Throws: Right Residence: Lexington, IL

School: Illinois Wesleyan University

How obtained: Signed as a free agent on June 13, 1991

Recommended / Signed by: Bob Hale

Year	Club	Avg.	G	AB	R	H	2B	3B	HR	RBI	BB	SO	SB	CS
1991	Great Falls	.149	27	67	4	10	2	0	0	6	2	18	0	1
1992	Vero Beach	.000	5	8	0	0	0	0	0	0	0	2	0	0
	Yakima	.000	7	9	0	0	0	0	0	0	1	4	0	0
	Great Falls	.257	12	35	8	9	1	0	0	3	6	7	0	2

Butcher, Jason**RHP****Height:** 6-2 **Bats:** Right **Born:** 4/5/70 in Redondo Beach, CA**Weight:** 200 **Throws:** Right **Residence:** Rolling Hills, CA**School:** Albertsons College of Idaho**How obtained:** Dodgers' #16 (13th round) selection in the June 1992 Free Agent Draft**Recommended / Signed by:** Hank Jones

Year	Club	W-L	ERA	G	GS	CG	SHO	SV	IP	H	R	ER	BB	SO
1992	Great Falls	0-0	4.16	3	1	0	0	0	4.1	5	4	2	3	7

Cairo, Miguel Jesus**INF****Height:** 6-0 **Bats:** Right **Born:** 5/4/74 in Anaco, Venezuela**Weight:** 160 **Throws:** Right **Residence:** Anaco, Venezuela**How obtained:** Signed as a free agent on September 20, 1990**Recommended / Signed by:** Camilo Pascual

Year	Club	Avg.	G	AB	R	H	2B	3B	HR	RBI	BB	SO	SB	CS
1991	Santo Domingo	.222	57	203	16	45	5	1	0	17	0	17	8	3
1992	Vero Beach	.224	36	125	7	28	0	0	0	7	11	13	5	3
	St Lucie	.303	21	76	10	23	5	2	0	9	2	6	1	0

Camacho, Daniel**RHP****Height:** 5-11 **Bats:** Right **Born:** 11/11/73 in Los Angeles, CA**Weight:** 190 **Throws:** Right **Residence:** Galaxico, CA**School:** Patrick Henry HS, CA**How obtained:** Signed as a free agent on August 27, 1992**Recommended / Signed by:** Mike Brito

Year	Club	W-L	ERA	G	GS	CG	SHO	SV	IP	H	R	ER	BB	SO

(1993 will be his first professional season)

Castro, Francisco**OF****Height:** 6-0 **Bats:** Left **Born:** 9/19/74 in San Pedro De Marcoris, DR**Weight:** 162 **Throws:** Left **Residence:** San Pedro De Marcoris, DR**School:** Juan Pablo Duarte HS, DR**How obtained:** Signed as a free agent on February 20, 1992**Recommended / Signed by:** Ralph Avila, Pablo Peguero and Victor Nazario

Year	Club	Avg.	G	AB	R	H	2B	3B	HR	RBI	BB	SO	SB	CS
1992	La Vega	.358	72	279	74	100	11	9	2	49	73	27	35	10

Castro, Juan**INF****Height:** 5-10 **Bats:** Right **Born:** 6/20/72 in Los Mochis, Sinaloa, Mexico**Weight:** 163 **Throws:** Right **Residence:** Sinaloa, Mexico**School:** CBTIS 43 HS, Mexico**How obtained:** Signed as a free agent on June 13, 1991**Recommended / Signed by:** Mike Brito

Year	Club	Avg.	G	AB	R	H	2B	3B	HR	RBI	BB	SO	SB	CS
1991	Great Falls	.276	60	217	36	60	4	2	1	27	33	31	7	6
1992	Bakersfield	.260	113	446	56	116	15	4	4	42	37	64	14	11

Castro, Nelson (Jimenez)**RHP****Height:** 6-1 **Bats:** Right **Born:** 12/10/71 in San Pedro de Macoris, DR**Weight:** 165 **Throws:** Right **Residence:** San Pedro de Macoris, DR**School:** El Soco HS, DR**How obtained:** Signed as a free agent on August 2, 1989**Recommended / Signed by:** Victor Nazario

Year	Club	W-L	ERA	G	GS	CG	SHO	SV	IP	H	R	ER	BB	SO
1990	Kissimmee	3-1	4.25	10	10	0	0	0	55.0	65	30	26	7	35
1991	Great Falls	7-4	5.26	14	14	1	1	0	75.1	81	54	44	13	63
1992	Great Falls	(Injured - did not play)												

Cedeno, Roger**OF****Height:** 6-1 **Bats:** Both **Born:** 8/16/74 in Valencia Edo. Carabobo, Venezuela**Weight:** 165 **Throws:** Right **Residence:** Valencia Edo. Carabobo, Venezuela**How obtained:** Signed as a free agent on March 28, 1991**Recommended / Signed by:** Camilo Pascual

Notes: 1992 - Named Pioneer League All-Star and #2 prospect in the Pioneer League by Baseball America...ranked in top 10 in on-base percentage, stolen bases and batting average for switch hitters among all short-season players... led the Pioneer League in stolen bases.

Year	Club	Avg.	G	AB	R	H	2B	3B	HR	RBI	BB	SO	SB	CS
1991	Santo Domingo	.239	58	209	25	50	1	1	0	7	0	0	26	13
1992	Great Falls	.316	69	256	60	81	6	5	2	27	51	53	40	9

Cesar, Angel**INF****Height:** 5-9 **Bats:** Both **Born:** 11/21/73 in Santo Domingo, DR**Weight:** 148 **Throws:** Right **Residence:** Santo Domingo, DR**School:** Liceo Hato Nuevo, DR**How obtained:** Signed as a free agent on June 23, 1991**Recommended / Signed by:** Silvano Quesada

Year	Club	Avg.	G	AB	R	H	2B	3B	HR	RBI	BB	SO	SB	CS
1991	Santo Domingo	.261	41	138	20	36	5	0	0	13	25	12	2	5
1992	La Vega	.281	67	278	49	78	9	9	0	50	39	27	7	4

Collier, Anthony Joseph**OF****Height:** 5-10 **Bats:** Left **Born:** 11/10/70 in Los Angeles, CA**Weight:** 180 **Throws:** Left **Residence:** Pasadena, CA**School:** Muir HS, CA**How obtained:** Dodgers' #3 (4th round) selection in the June 1988 Free Agent Draft**Recommended / Signed by:** Bob Bishop

Notes: 1992 - Led Vero Beach in batting (.323)...tied for second in triples (7) among Dodger minor leaguers.

Year	Club	Avg.	G	AB	R	H	2B	3B	HR	RBI	BB	SO	SB	CS
1988	Sarasota	.273	50	161	28	44	9	0	2	20	15	28	1	1
1989	Great Falls	.341	50	173	30	59	11	3	2	24	10	33	7	5
1990	Vero Beach	.276	115	380	57	105	21	1	4	59	57	74	13	11
1991	Bakersfield	.281	129	498	75	140	24	3	7	59	42	83	14	14
1992	San Antonio	.227	46	141	12	32	5	3	1	13	5	35	0	1
	Vero Beach	.323	67	232	26	75	16	4	4	35	17	37	3	1

Colson, Brenton**LHP****Height:** 6-1 **Bats:** Right **Born:** 2/1/71 in Atlanta, GA**Weight:** 185 **Throws:** Left **Residence:** Stone Mountain, GA**School:** Georgia Tech**How obtained:** Dodgers' #14 (11th round) selection in the June 1992 Free Agent Draft**Recommended / Signed by:** Tommy Mixon

Year	Club	W-L	ERA	G	GS	CG	SHO	SV	IP	H	R	ER	BB	SO
1992	Yakima	3-6	4.72	15	14	0	0	0	74.1	82	55	39	38	54

Compton, Scott**OF****Height:** 5-11 **Bats:** Both **Born:** 11/3/70 in Clearwater, FL**Weight:** 175 **Throws:** Right **Residence:** Tampa, FL**School:** University of Texas**How obtained:** Signed as free agent August 17, 1992**Recommended / Signed by:** Dick Teed

Year	Club	Avg.	G	AB	R	H	2B	3B	HR	RBI	BB	SO	SB	CS
(1993 will be his first professional season)														

Cook, Kenny**RHP****Height:** 6-5 **Bats:** Right **Born:** 10/22/72 in Easley, SC**Weight:** 215 **Throws:** Right **Residence:** Pickens, SC**School:** Spartanburg Methodist College, SC**How obtained:** Dodgers' #34 (31st round) selection in the June 1992 Free Agent Draft**Recommended / Signed by:** Lon Joyce

Year	Club	W-L	ERA	G	GS	CG	SHO	SV	IP	H	R	ER	BB	SO
1992	St. Lucie	0-1	3.00	13	0	0	0	5	18.0	18	8	7	9	19

Costello, Christopher**RHP****Height:** 6-4 **Bats:** Right **Born:** 9/20/72 in Honolulu, HI**Weight:** 240 **Throws:** Right **Residence:** S. Walpole, MA**School:** Community College of Rhode Island**How obtained:** Signed as a free agent on August 4, 1991**Recommended / Signed by:** Buzz Bowers and Dick Teed

Year	Club	W-L	ERA	G	GS	CG	SHO	SV	IP	H	R	ER	BB	SO
1992	St. Lucie	3-0	2.77	7	7	0	0	0	39.0	30	14	12	13	40
	Great Falls	1-1	2.97	7	3	0	0	0	30.1	26	13	10	9	28

Daal, Omar**LHP****Height:** 6-3 **Bats:** Left **Born:** 3/1/72 in Maracalbo, Venezuela**Weight:** 160 **Throws:** Left **Residence:** Valencia, Venezuela**School:** Valencia Superior HS, Venezuela**How obtained:** Signed as a free agent on August 24, 1990**Recommended / Signed by:** Camilo Pascual

Year	Club	W-L	ERA	G	GS	CG	SHO	SV	IP	H	R	ER	BB	SO
1990	Santo Domingo	3-6	1.18	17	13	6	0	2	91.2	61	29	12	29	91
1991	Santo Domingo	7-2	1.16	13	13	0	0	0	93.0	30	17	12	32	81
1992	Albuquerque	0-2	7.84	12	0	0	0	0	10.1	14	9	9	11	9
	San Antonio	2-6	5.02	35	5	0	0	5	57.1	60	39	32	33	52

Demetral, Christopher**INF****Height:** 5-11 **Bats:** Left **Born:** 12/8/69 in San Diego, CA**Weight:** 170 **Throws:** Right **Residence:** Sterling Heights, MI**School:** Western Michigan University**How obtained:** Dodgers' #30 (31st round) selection in the June 1991 Free Agent Draft**Recommended / Signed by:** Dale McReynolds

Year	Club	Avg.	G	AB	R	H	2B	3B	HR	RBI	BB	SO	SB	CS
1991	Yakima	.283	65	226	43	64	11	0	2	41	34	32	4	3
1992	Bakersfield	.275	90	306	38	84	14	1	4	36	33	45	7	8

Deutsch, John Jeremy**INF****Height:** 6-5 **Bats:** Left **Born:** 11/11/66 in Easton, PA**Weight:** 225 **Throws:** Left **Residence:** Phillipsburg, NJ**School:** Montclair State University, NJ**How obtained:** Dodgers' #8 selection in the June 1989 Free Agent Draft**Recommended / Signed by:** Gil Bassetti**Notes:** 1991 - Selected to the Florida State League All-Star team.

Year	Club	Avg.	G	AB	R	H	2B	3B	HR	RBI	BB	SO	SB	CS
1989	Great Falls	.296	64	223	38	66	11	1	6	43	48	48	9	3
1990	Bakersfield	.255	120	415	62	106	20	0	10	74	73	77	3	1
1991	Vero Beach	.300	123	433	59	130	24	2	12	66	46	54	5	2
1992	San Antonio	.206	68	214	28	44	10	0	6	16	19	50	1	1
	Bakersfield	.343	44	178	31	61	10	0	11	36	14	33	0	0

Doffek, Scott Robert

INF

Height: 5-9 Bats: Left Born: 7/31/68 in Hartland, WI

Weight: 170 Throws: Right Residence: Germantown, WI

School: Waukesha Tech Institute JC, WI

How obtained: Signed as a free agent on August 1, 1988

Recommended / Signed by: Dale McReynolds

Year	Club	Avg.	G	AB	R	H	2B	3B	HR	RBI	BB	SO	SB	CS
1989	Kissimmee	.281	41	135	17	38	4	1	0	16	14	13	6	2
1990	Yakima	.257	61	202	23	52	7	4	4	30	11	14	2	4
1991	Vero Beach	.261	94	268	28	70	16	3	3	32	13	24	5	3
1992	San Antonio	.288	81	205	26	59	7	3	2	28	6	22	2	2

Dotel (Diaz), Angel Emilio

OF

Height: 6-3 Bats: Left Born: 3/14/71 in Santo Domingo, DR

Weight: 160 Throws: Left Residence: Santo Domingo, DR

School: Liceo Los Trinitarios, DR

How obtained: Signed as a free agent on May 12, 1989

Recommended / Signed by: Ralph Avila and Eleodoro Arias

Notes: 1991 - Selected to the Gulf Coast League All-Star team.

Year	Club	Avg.	G	AB	R	H	2B	3B	HR	RBI	BB	SO	SB	CS
1989	Santo Domingo	.202	36	94	14	19	1	0	0	10	17	30	4	1
1990	Santo Domingo	.229	66	218	37	50	13	4	3	32	44	25	22	0
1991	Kissimmee	.400	41	120	24	48	9	2	0	15	26	17	6	5
1992	Bakersfield	.214	98	318	40	68	14	1	10	45	21	63	14	6

Dunn, Barry

INF

Height: 5-11 Bats: Right Born: 8/1/70 in Atlanta, GA

Weight: 175 Throws: Right Residence: Harriman, TN

School: East Tennessee State University

How obtained: Signed as a free agent on June 9, 1992

Recommended / Signed by: Sammy Dotson and Carl Lowenstine

Year	Club	Avg.	G	AB	R	H	2B	3B	HR	RBI	BB	SO	SB	CS
1992	Great Falls	.266	37	109	24	29	6	1	0	20	6	14	5	1

Duran, Roberto

LHP

Height: 6-0 Bats: Left Born: 3/6/73 in Moca, DR

Weight: 167 Throws: Left Residence: Moca, DR

School: Liceo Domingo Fantino, DR

How obtained: Signed as free agent on February 10, 1990

Recommended / Signed by: Ralph Avila and Pablo Peguero

Notes: 1992 - Averaged 13.27 strikeouts per nine innings and opposing hitters hit only .168 against him, both led all of short-season.

Year	Club	W-L	ERA	G	GS	CG	SHO	SV	IP	H	R	ER	BB	SO
1990	Santo Domingo	0-2	13.27	9	8	0	0	0	19.2	18	31	29	36	23
1991	Santo Domingo	1-1	3.18	3	3	0	0	0	11.1	8	8	4	8	22
1992	Vero Beach	0-0	9.00	2	1	0	0	0	5.0	6	5	5	4	5
	St. Lucie	4-3	2.79	9	8	0	0	0	38.2	22	17	12	31	57

Edmondson, Gavin**INF**

Height: 6-1 **Bats:** Right **Born:** 6/19/72 in Subiaco, W.A., Australia
Weight: 185 **Throws:** Right **Residence:** Morley, W.A., Australia
School: John Forest Sr. HS, Australia
How obtained: Signed as a free agent on January 17, 1992
Recommended / Signed by: Jim Stoeckel

Year	Club	Avg.	G	AB	R	H	2B	3B	HR	RBI	BB	SO	SB	CS
1992	St. Lucie	.230	28	87	10	20	4	2	0	8	2	18	2	0

Encarnacion, Eiel**RHP**

Height: 6-1 **Bats:** Right **Born:** 9/28/74 in Cambita Garabitos, DR
Weight: 168 **Throws:** Right **Residence:** Cambita Garabitos, DR
School: Liceo Manuel Valerio HS, DR
How obtained: Signed as a free agent on May 2, 1992
Recommended / Signed by: Ralph Avila and Pablo Peguero

Year	Club	W-L	ERA	G	GS	CG	SHO	SV	IP	H	R	ER	BB	SO
1992	La Vega	0-0	6.26	13	1	0	0	0	23.0	17	18	16	32	20

Filson, Matthew**OF**

Height: 5-10 **Bats:** Left **Born:** 2/12/69 in Inglewood, CA
Weight: 190 **Throws:** Right **Residence:** El Segundo, CA
School: University of California, Irvine
How obtained: Signed as a free agent on June 4, 1992
Recommended / Signed by: Dennis Haren
Notes: 1992 - Among the top 10 in batting in the Northwest League.

Year	Club	Avg.	G	AB	R	H	2B	3B	HR	RBI	BB	SO	SB	CS
1992	Yakima	.303	53	175	25	53	9	0	6	34	20	56	2	1

Fitzer, Douglas Lee**LHP**

Height: 6-5 **Bats:** Left **Born:** 7/2/69 in Detroit, MI
Weight: 210 **Throws:** Left **Residence:** Farmington Hills, MI
School: University of Detroit
How obtained: Selected in the 1992 Minor League Rule V Draft from Seattle

Year	Club	W-L	ERA	G	GS	CG	SHO	SV	IP	H	R	ER	BB	SO
1990	Bellingham	5-1	2.70	25	0	0	0	3	43.1	24	15	13	21	62
1991	San Bernardino	3-0	5.56	30	0	0	0	1	55.0	59	39	34	30	52
1992	Peninsula	3-1	1.35	26	0	0	0	6	33.1	21	10	5	18	28

Fitzpatrick, David**RHP**

Height: 6-2 **Bats:** Right **Born:** 1/22/73 in Kingsport, TN
Weight: 190 **Throws:** Right **Residence:** Kingsport, TN
School: Sullivan South HS, TN
How obtained: Dodgers' #12 (13th round) selection in the June 1991 Free Agent Draft
Recommended / Signed by: Carl Lowenstine

Year	Club	W-L	ERA	G	GS	CG	SHO	SV	IP	H	R	ER	BB	SO
1991	Kissimmee	1-2	2.31	16	1	0	0	5	23.1	17	6	6	8	17
1992	Great Falls	2-3	5.16	21	2	0	0	3	45.1	49	30	26	20	46

Flagg Jr., Paul**OF**

Height: 6-4 **Bats:** Left **Born:** 10/8/74 in Atlanta, GA
Weight: 215 **Throws:** Right **Residence:** Decatur, GA
School: Cedar Grove HS, GA
How obtained: Signed as a free agent on June 23, 1992
Recommended / Signed by: Tommy Mixon

Year	Club	Avg.	G	AB	R	H	2B	3B	HR	RBI	BB	SO	SB	CS
1992	St. Lucie	.118	20	51	4	6	0	0	0	1	8	14	0	0

Freeman, Scott**RHP****Height:** 6-1 **Bats:** Right **Born:** 1/24/69 in Denver, CO**Weight:** 190 **Throws:** Right **Residence:** Aurora, CO**School:** University of Wyoming**How obtained:** Dodgers' #3 selection in the June 1990 Free Agent Draft**Recommended / Signed by:** Hank Jones

Year	Club	W-L	ERA	G	GS	CG	SHO	SV	IP	H	R	ER	BB	SO
1990	Yakima	2-7	4.00	14	14	1	0	0	83.1	94	58	37	28	44
1991	Vero Beach	5-10	4.30	25	25	4	1	0	150.2	154	85	72	55	102
1992	Bakersfield	5-9	5.43	32	15	0	0	5	107.2	131	74	65	43	86

Garcia, Eduardo**OF****Height:** 6-2 **Bats:** Right **Born:** 1/23/73 in San Cristobal, DR**Weight:** 155 **Throws:** Right **Residence:** San Cristobal, DR**School:** Liceo Nocturno, DR**How obtained:** Signed as a free agent on May 18, 1991**Recommended / Signed by:** Ralph Avila**Notes:** 1991 - Selected to the Dominican Summer League All-Star team...his 57 RBI were tops in the league.

Year	Club	Avg.	G	AB	R	H	2B	3B	HR	RBI	BB	SO	SB	CS
1991	Santo Domingo	.308	69	266	51	82	18	0	12	57	19	47	6	6
1992	St. Lucie	.202	52	183	30	37	11	6	3	25	18	37	6	1

Garcia, Gustavo**OF****Height:** 6-0 **Bats:** Left **Born:** 10/29/75 in Ciudad Obregon, Mexico**Weight:** 172 **Throws:** Left **Residence:** Ciudad Obregon, Mexico**School:** Preparatoria Abierta, Mexico**How obtained:** Signed as a free agent on July 16, 1992**Recommended / Signed by:** Mike Brito

Year	Club	Avg.	G	AB	R	H	2B	3B	HR	RBI	BB	SO	SB	CS
(1993 will be his first professional season)														

Garcia, Jose**RHP****Height:** 6-3 **Bats:** Right **Born:** 6/12/72 in Agua de Luis, DR**Weight:** 146 **Throws:** Right **Residence:** Montecristy, DR**School:** Escuela Agua de Luis, DR**How obtained:** Signed as a free agent on August 27, 1990**Recommended / Signed by:** Ralph Avila and Pablo Peguero

Year	Club	W-L	ERA	G	GS	CG	SHO	SV	IP	H	R	ER	BB	SO
1991	Santo Domingo	4-3	2.72	28	0	0	0	6	53.0	41	20	16	11	43
1992	La Vega	3-1	1.05	29	0	0	0	6	43.0	31	7	5	11	37

Garcia, Miguel**OF****Height:** 6-2 **Bats:** Right **Born:** 2/15/75 in Santiago, DR**Weight:** 175 **Throws:** Right **Residence:** Santiago, DR**School:** Liceo El Rubio, DR**How obtained:** Signed as a free agent on February 8, 1992**Recommended / Signed by:** Ralph Avila, Pablo Peguero and Rafael Gonzalez

Year	Club	Avg.	G	AB	R	H	2B	3B	HR	RBI	BB	SO	SB	CS
1992	La Vega	.250	68	236	50	59	6	1	1	20	50	59	11	4

Garibay, Daniel**LHP****Height:** 5-8 **Bats:** Left **Born:** 2/14/73 in Maneadero, Baja Calif., Mexico**Weight:** 154 **Throws:** Left **Residence:** Maneadero, Baja Calif., Mexico**School:** CBT HS, Mexico**How obtained:** Signed as a free agent on April 12, 1992**Recommended / Signed by:** Mike Brito

Year	Club	W-L	ERA	G	GS	CG	SHO	SV	IP	H	R	ER	BB	SO
1992	Santo Domingo	2-3	3.38	10	5	1	1	2	32.0	20	15	12	23	36

Gonzalez, Singuerton**INF**

Height: 5-10 **Bats:** Right **Born:** 2/26/74 in Juan Baron, DR
Weight: 155 **Throws:** Right **Residence:** Juan Baron, DR
School: Liceo Padre Billini, DR
How obtained: Signed as a free agent on November 19, 1991
Recommended / Signed by: Ralph Avila and Pablo Peguero

Year	Club	Avg.	G	AB	R	H	2B	3B	HR	RBI	BB	SO	SB	CS
1992	La Vega	.241	68	241	45	58	8	1	0	24	47	46	6	5

Gorecki, Richard**RHP**

Height: 6-3 **Bats:** Right **Born:** 8/27/73 in Evergreen Park, IL
Weight: 167 **Throws:** Right **Residence:** Oak Forest, IL
School: Oak Forest HS, IL
How obtained: Dodgers' #18 (19th round) selection in the June 1991 Free Agent Draft
Recommended / Signed by: Glen Van Proyen
Notes: 1992 – Led league in strikeouts (115) and tied for the lead in wins (11)...1991 – Was the Chicago Sun Times High School baseball player of the Year in 1991.

Year	Club	W-L	ERA	G	GS	CG	SHO	SV	IP	H	R	ER	BB	SO
1991	Great Falls	0-3	4.41	13	10	0	0	0	51.0	44	34	25	27	56
1992	Bakersfield	11-7	4.05	25	24	0	0	0	129.0	122	68	58	90	115

Graves, Jon**RHP**

Height: 6-1 **Bats:** Right **Born:** 8/5/71 in Indianapolis, IN
Weight: 165 **Throws:** Right **Residence:** San Diego, CA
School: Long Beach State University, CA
How obtained: Dodgers' #9 (6th round) selection in the June 1992 Free Agent Draft
Recommended / Signed by: Bobby Darwin

Year	Club	W-L	ERA	G	GS	CG	SHO	SV	IP	H	R	ER	BB	SO
1992	Yakima	1-3	7.20	7	4	0	0	0	20.0	24	16	16	14	20

Gray, Daniel**C**

Height: 6-2 **Bats:** Right **Born:** 8/17/69 in Bridgeport, CT
Weight: 185 **Throws:** Right **Residence:** Thornwood, NY
School: SUNY – Binghamton
How obtained: Dodgers' #7 selection in the June 1990 Free Agent Draft
Recommended / Signed by: Bob Miske

Year	Club	Avg.	G	AB	R	H	2B	3B	HR	RBI	BB	SO	SB	CS
1990	Great Falls	.267	38	120	22	32	3	3	3	13	14	22	2	0
1991	Yakima	.250	45	136	29	34	8	1	4	28	30	25	1	3
1992	Bakersfield	.193	18	57	7	11	1	0	1	4	6	11	2	1
	Vero Beach	.242	10	33	6	8	1	1	0	5	2	2	0	0
	Yakima	.280	33	107	14	30	7	0	2	17	13	20	3	0

Groot, Fransiscus J.**RHP**

Height: 6-6 **Bats:** Right **Born:** 11/3/70 in Hilversum, The Netherlands
Weight: 181 **Throws:** Right **Residence:** Uithoorn, The Netherlands
School: Mavo HS, The Netherlands
How obtained: Signed as a free agent on July 13, 1991
Recommended / Signed by: Jim Stoeckel

Year	Club	W-L	ERA	G	GS	CG	SHO	SV	IP	H	R	ER	BB	SO
1992	Great Falls	4-1	3.37	16	9	0	0	0	58.2	56	28	22	29	48

Gross, Rafael

INF

Height: 5-10 Bats: Right Born: 8/8/74 in Nigua, DR

Weight: 155 Throws: Right Residence: Nigua, DR

School: Liceo Haina, DR

How obtained: Signed as a free agent on July 5, 1992

Recommended / Signed by: Ralph Avila

Year	Club	Avg.	G	AB	R	H	2B	3B	HR	RBI	BB	SO	SB	CS
(1993 will be his first professional season)														

Guerrero, Wilton

INF

Height: 5-11 Bats: Right Born: 10/24/71 in Don Gregorio, DR

Weight: 145 Throws: Right Residence: Nizao, DR

School: Escuela Primerio Don Gregorio, DR

How obtained: Signed as a free agent on October 8, 1991

Recommended / Signed by: Pablo Peguero and Ralph Avila

Year	Club	Avg.	G	AB	R	H	2B	3B	HR	RBI	BB	SO	SB	CS
1992	La Vega	.387	61	225	52	87	7	4	0	38	34	21	15	10

Gutierrez, Rafael

RHP

Height: 6-3 Bats: Right Born: 9/20/70 in Los Angeles, CA

Weight: 195 Throws: Right Residence: Montebello, CA

School: East Los Angeles JC, CA

How obtained: Signed as a free agent on February 6, 1992

Recommended / Signed by: Mike Brito

Notes: 1992 - Led Yakima in wins (7).

Year	Club	W-L	ERA	G	GS	CG	SHO	SV	IP	H	R	ER	BB	SO
1990	Eugene	2-2	3.71	22	1	0	0	0	43.2	39	24	18	20	44
1991	Baseball City	1-0	1.50	1	1	0	0	0	6.0	5	1	1	5	4
	GCL Royals	4-6	4.09	16	0	0	0	1	55.0	63	29	25	7	36
1992	Vero Beach	0-5	4.00	6	6	1	0	0	27.0	29	19	12	13	17
	Yakima	7-5	5.18	16	16	0	0	0	90.1	97	63	52	47	70

Haley, Richard

DF

Height: 6-4 Bats: Left Born: 12/29/71 in Sacramento, CA

Weight: 215 Throws: Left Residence: Rancho Cordova, CA

School: Sacramento City JC, CA

How obtained: Dodgers' #76 (77th round) selection in the June 1991 Free Agent Draft

Recommended / Signed by: Mark Sheehy

Year	Club	Avg.	G	AB	R	H	2B	3B	HR	RBI	BB	SO	SB	CS
1992	St. Lucie	.357	20	70	12	25	8	1	0	10	8	13	0	0
	Great Falls	.225	32	111	11	25	2	1	3	10	6	36	0	1

Hamilton, Kenneth

RHP

Height: 6-2 Bats: Right Born: 12/2/70 in Mobile, AL

Weight: 190 Throws: Right Residence: Jackson, AL

School: Patrick Henry JC, AL

How obtained: Dodgers' #10 selection in the June 1990 Free Agent Draft

Recommended / Signed by: Joe Campbell

Year	Club	W-L	ERA	G	GS	CG	SHO	SV	IP	H	R	ER	BB	SO
1990	Great Falls	4-2	3.63	13	13	0	0	0	67.0	76	34	27	28	37
1991	Yakima	7-4	2.68	14	14	0	0	0	84.0	73	35	25	22	67
1992	Vero Beach	6-11	3.97	25	20	4	0	0	131.1	127	65	58	39	75

Henderson, Ryan**RHP****Height:** 6-1 **Bats:** Right **Born:** 9/30/69 in Arcadia, CA**Weight:** 190 **Throws:** Right **Residence:** Dana Point, CA**School:** University of Southern California**How obtained:** Dodgers' #12 (9th round) selection in the June 1992 Free Agent Draft**Recommended / Signed by:** Gail Henley

Year	Club	W-L	ERA	G	GS	CG	SHO	SV	IP	H	R	ER	BB	SO
1992	Bakersfield	0-2	5.06	3	3	0	0	0	16.0	17	10	9	9	15
	Great Falls	5-1	2.13	11	11	1	1	0	55.0	37	22	13	25	54

Hendricks, Kacy**LHP****Height:** 6-0 **Bats:** Left **Born:** 1/29/74 in St. Thomas, Virgin Islands**Weight:** 172 **Throws:** Left **Residence:** St. Thomas, Virgin Islands**School:** Berkshire HS, FL**How obtained:** Signed as a free agent on June 17, 1992**Recommended / Signed by:** Eddie Fajardo and Camilo Pascual

Year	Club	W-L	ERA	G	GS	CG	SHO	SV	IP	H	R	ER	BB	SO
1992	St. Lucie	2-1	1.50	11	0	0	0	1	24.0	17	5	4	4	16

Herges, Matthew**RHP****Height:** 6-0 **Bats:** Right **Born:** 4/1/70 in Champaign, IL**Weight:** 200 **Throws:** Right **Residence:** Champaign, IL**School:** Illinois State University**How obtained:** Signed as a free agent on June 13, 1992**Recommended / Signed by:** Glenn Van Proyen**Notes:** 1992 - Led the team in saves (9).

Year	Club	W-L	ERA	G	GS	CG	SHO	SV	IP	H	R	ER	BB	SO
1992	Yakima	2-3	3.22	27	0	0	0	9	44.2	33	21	16	24	57

Hernaiz, Juan**RHP****Height:** 5-11 **Bats:** Right **Born:** 2/15/75 in San Juan, PR**Weight:** 168 **Throws:** Right **Residence:** Carolina, PR**School:** Colegio Maria Auxiliadora, PR**How obtained:** Dodgers' #15 (12th round) selection in the June 1992 Free Agent Draft**Recommended / Signed by:** Camilio Pascual and Eddie Fajardo

Year	Club	Avg.	G	AB	R	H	2B	3B	HR	RBI	BB	SO	SB	CS
1992	St. Lucie	.125	35	104	10	13	3	0	0	4	4	39	2	1

Hollandsworth, Todd**OF****Height:** 6-2 **Bats:** Left **Born:** 4/20/73 in Dayton, OH**Weight:** 193 **Throws:** Left **Residence:** San Ramon, CA**School:** Newport High School, WA**How obtained:** Dodgers' #1 (3rd round) selection in the June 1991 Free Agent Draft**Recommended / Signed by:** Hank Jones**Notes:** 1992 - Led Bakersfield in doubles (23), triples (5), home runs (13), RBI (58) and stolen bases (27).

Year	Club	Avg.	G	AB	R	H	2B	3B	HR	RBI	BB	SO	SB	CS
1991	Yakima	.236	56	203	34	48	5	1	8	33	27	57	11	1
1992	Bakersfield	.258	119	430	70	111	23	5	13	58	50	113	27	13

Howard, Matthew Christopher INF**Height:** 5-10 **Bats:** Right **Born:** 9/22/67 in Fall River, MA**Weight:** 170 **Throws:** Right **Residence:** San Diego, CA**School:** Pepperdine University, CA**How obtained:** Dodgers' #37 selection in the June 1989 Free Agent Draft**Recommended / Signed by:** Bob Bishop

Notes: **1992** – Led the Texas League with 16 sacrifice hits...selected by Baseball America as the best defensive and second baseman in the Texas League...starting second baseman for the National League in the Double-A All-Star Game...**1991** – Selected to the Florida State All-Star team...**1990** – Set the California League defensive record for second basemen with a .991 fielding percentage.

Year	Club	Avg.	G	AB	R	H	2B	3B	HR	RBI	BB	SO	SB	CS
1989	Great Falls	.333	59	186	39	62	8	2	3	34	21	14	23	8
1990	Bakersfield	.261	137	551	75	144	22	3	1	54	37	39	47	10
1991	Vero Beach	.261	128	441	79	115	21	3	3	39	56	49	50	18
1992	Albuquerque	.293	36	116	14	34	3	0	0	8	9	7	1	2
	San Antonio	.270	95	345	40	93	12	5	2	34	28	38	18	15

Huckaby, Ken C**Height:** 6-1 **Bats:** Right **Born:** 1/27/71 in San Leandro, CA**Weight:** 205 **Throws:** Right **Residence:** Manteca, CA**School:** Delta JC, CA**How obtained:** Dodgers' #2 selection in the June 1991 Free Agent Draft**Recommended / Signed by:** Mark Sheehy

Notes: **1992** – Selected by Baseball America as the best defensive catcher in the Florida State League...**1991** – Selected to the Pioneer League All-Star team.

Year	Club	Avg.	G	AB	R	H	2B	3B	HR	RBI	BB	SO	SB	CS
1991	Great Falls	.258	57	213	39	55	16	0	3	37	17	38	3	2
1992	Vero Beach	.241	73	261	14	63	9	0	0	21	7	42	1	1

Iglesias, Michael RHP**Height:** 6-5 **Bats:** Right **Born:** 11/9/72 in Oakland, CA**Weight:** 215 **Throws:** Right **Residence:** Castro Valley, CA**School:** Hayward HS, CA**How obtained:** Dodgers' #5 (6th round) selection in the June 1991 Free Agent Draft**Recommended / Signed by:** Dick Hanlon

Year	Club	W-L	ERA	G	GS	CG	SHO	SV	IP	H	R	ER	BB	SO
1991	Kissimmee	1-1	4.70	8	6	0	0	0	23.0	26	13	12	17	17
1992	Great Falls	3-6	6.11	12	12	0	0	0	56.0	69	56	38	26	37

Ingram, Garey Lamar OF**Height:** 5-11 **Bats:** Right **Born:** 7/25/70 in Columbus, GA**Weight:** 178 **Throws:** Right **Residence:** Columbus, GA**School:** Middle Georgia College**How obtained:** Dodgers' #47 selection in the June 1989 Free Agent Draft**Recommended / Signed by:** Tommy Mixon

Year	Club	Avg.	G	AB	R	H	2B	3B	HR	RBI	BB	SO	SB	CS
1990	Great Falls	.343	56	198	43	68	12	8	2	21	22	37	10	6
1991	Bakersfield	.297	118	445	75	132	16	4	9	61	52	70	30	13
	San Antonio	.000	1	1	0	0	0	0	0	1	0	1	0	0
1992	San Antonio	.288	65	198	34	57	9	5	2	17	28	43	11	6

Jackson, Vincent**OF****Height:** 6-1 **Bats:** Right **Born:** 10/7/72 in Davenport, IA**Weight:** 185 **Throws:** Right **Residence:** Davenport, IA**School:** Central HS, IA**How obtained:** Dodgers' #7 (8th round) selection in the June 1991 Free Agent Draft**Recommended / Signed by:** Glen Van Proyen

Year	Club	Avg.	G	AB	R	H	2B	3B	HR	RBI	BB	SO	SB	CS
1991	Kissimmee	.288	54	208	33	60	6	3	0	23	18	48	10	7
1992	St. Lucie	.321	11	28	3	9	1	0	0	1	6	5	2	2
	Great Falls	.226	12	31	1	7	0	0	0	4	2	11	2	1

Jacobsen, Joseph**RHP****Height:** 6-3 **Bats:** Right **Born:** 12/26/71 in Fresno, CA**Weight:** 215 **Throws:** Right **Residence:** Clovis, CA**School:** Fresno City College, CA**How obtained:** Signed as a free agent on May 30, 1992**Recommended / Signed by:** Deni Pacini

Year	Club	W-L	ERA	G	GS	CG	SHO	SV	IP	H	R	ER	BB	SO
1992	St. Lucie	1-1	1.73	6	3	0	0	0	26.0	17	7	5	6	25
	Great Falls	2-2	5.29	6	6	1	0	0	32.1	37	22	19	9	24

Jaime, Angel**INF****Height:** 6-0 **Bats:** Right **Born:** 3/6/73 in Santo Domingo, DR**Weight:** 160 **Throws:** Right **Residence:** Santo Domingo, DR**School:** Las Americas HS, DR**How obtained:** Signed as a free agent on May 18, 1991**Recommended / Signed by:** Ralph Avila

Year	Club	Avg.	G	AB	R	H	2B	3B	HR	RBI	BB	SO	SB	CS
1991	Santo Domingo	.352	22	122	19	43	8	1	2	32	19	12	9	1
1992	Great Falls	.271	62	236	38	64	8	2	1	34	32	58	21	7

Jimenez, Ivan**C****Height:** 6-1 **Bats:** Right **Born:** 10/3/74 in El Tigre, Venezuela**Weight:** 165 **Throws:** Right **Residence:** El Tigre, Venezuela**School:** Technica Industrial HS, Venezuela**How obtained:** Signed as a free agent on August 25, 1992**Recommended / Signed by:** Camilo Pascual

Year	Club	Avg.	G	AB	R	H	2B	3B	HR	RBI	BB	SO	SB	CS
(1993 will be his first professional season)														

Johnson, Keith**INF****Height:** 5-11 **Bats:** Right **Born:** 4/17/71 in Hanford, CA**Weight:** 190 **Throws:** Right **Residence:** Hanford, CA**School:** University of the Pacific, CA**How obtained:** Dodgers' #7 (4th round) selection in the June 1992 Free Agent Draft**Recommended / Signed by:** Mark Sheehy

Year	Club	Avg.	G	AB	R	H	2B	3B	HR	RBI	BB	SO	SB	CS
1992	Yakima	.203	57	197	27	40	6	0	1	17	16	37	5	1

Johnson, Reginald**INF****Height:** 6-1 **Bats:** Right **Born:** 3/15/71 in Cheraw, SC**Weight:** 190 **Throws:** Right **Residence:** Columbus, GA**School:** Georgia Tech**How obtained:** Dodgers' #17 (13th round) selection in the June 1992 Free Agent Draft**Recommended / Signed by:** Tommy Mixon

Year	Club	Avg.	G	AB	R	H	2B	3B	HR	RBI	BB	SO	SB	CS
1992	Yakima	.300	54	203	32	61	3	4	0	17	11	53	5	1
	Great Falls	.235	15	51	12	12	2	2	0	8	11	15	1	2

Jones, Keith Tyrone (Kiki)**RHP****Height:** 5-11 **Bats:** Right **Born:** 6/8/70 in Tampa, FL**Weight:** 170 **Throws:** Right **Residence:** Tampa, FL**School:** Hillsborough HS, FL**How obtained:** Dodgers' #1 selection in the June 1989 Free Agent Draft**Recommended / Signed by:** Bill Pleis

Year	Club	W-L	ERA	G	GS	CG	SHO	SV	IP	H	R	ER	BB	SO
1989	Great Falls	8-0	1.58	12	12	2	2	0	62.2	40	15	11	21	63
1990	Bakersfield	3-3	3.48	9	8	0	0	0	44.0	33	20	17	23	38
1991	Vero Beach	3-1	4.10	9	9	0	0	0	37.1	31	17	17	15	31
1992	Vero Beach	0-3	5.51	5	5	0	0	0	16.1	19	12	10	11	11

Joyce Jr., Clifton**LHP****Height:** 6-2 **Bats:** Both **Born:** 1/27/73 in Reidsville, NC**Weight:** 164 **Throws:** Left **Residence:** Walnut Cove, NC**School:** South Stokes HS, NC**How obtained:** Signed as a free agent on August 20, 1991**Recommended / Signed by:** Jim Garland

Year	Club	W-L	ERA	G	GS	CG	SHO	SV	IP	H	R	ER	BB	SO
1992	St. Lucie													

(injured - did not play)

Kenady, Jason Jake**LHP****Height:** 6-4 **Bats:** Left **Born:** 9/21/73 in Ft. Benning, GA**Weight:** 190 **Throws:** Left **Residence:** Apple Valley, MN**School:** Apple Valley HS, MN**How obtained:** Dodgers' #67 (68th round) selection in the June 1991 Free Agent Draft**Recommended / Signed by:** Dale McReynolds

Year	Club	W-L	ERA	G	GS	CG	SHO	SV	IP	H	R	ER	BB	SO
1992	St. Lucie	2-2	1.90	16	0	0	0	3	23.2	22	11	5	6	26

Kirkpatrick, Lester**C****Height:** 6-4 **Bats:** Left **Born:** 7/10/69 in Key West, FL**Weight:** 210 **Throws:** Right **Residence:** Tallahassee, FL**School:** Methodist College, FL**How obtained:** Dodgers' #32 (33rd round) selection in the June 1991 Free Agent Draft**Recommended / Signed by:** Jim Garland**Notes:** 1992 - Led Vero Beach in hits (108), doubles (22) and RBI (50)...named to the Florida State League All-star team.

Year	Club	Avg.	G	AB	R	H	2B	3B	HR	RBI	BB	SO	SB	CS
1991	Great Falls	.321	50	168	25	54	11	1	2	26	13	23	1	2
1992	Vero Beach	.281	114	385	32	108	22	2	6	50	31	82	2	2

Kliafas, Stephen Vagos**INF / RHP****Height:** 5-10 **Bats:** Right **Born:** 11/4/68 in Houston, TX**Weight:** 185 **Throws:** Right **Residence:** Houston, TX**School:** Baylor University, TX**How obtained:** Signed as a free agent on June 16, 1990**Recommended / Signed by:** Paul Lawrence

Year	Club	Avg.	G	AB	R	H	2B	3B	HR	RBI	BB	SO	SB	CS
1990	Yakima	.186	39	118	8	22	2	0	1	12	8	19	5	3
	Kissimmee	.342	20	79	9	27	7	0	0	17	3	5	2	1
1991	Yakima	.279	49	165	28	46	7	2	0	18	10	30	7	3
	Vero Beach	.260	31	73	11	19	1	0	0	2	5	10	1	3
1992	Bakersfield	.248	50	133	19	33	9	0	1	11	9	24	1	4
	San Antonio	.257	13	35	1	9	2	0	0	4	1	8	0	0
	Vero Beach	.250	15	52	7	13	1	0	0	3	2	9	4	0

Year	Club	W-L	ERA	G	GS	CG	SHO	SV	IP	H	R	ER	BB	SO
1992	Bakersfield	0-0	0.00	3	0	0	0	0	2.2	1	0	0	1	2

Landrum, Johnfer (Tito)**DF**

Height: 6-4 **Bats:** Right **Born:** 8/26/70 in Butler, AL
Weight: 210 **Throws:** Right **Residence:** Sweetwater, AL
School: Jacksonville State University, AL

How obtained: Dodgers' #27 (28th round) selection in the June 1991 Free Agent Draft

Recommended / Signed by: Joe Campbell

Year	Club	Avg.	G	AB	R	H	2B	3B	HR	RBI	BB	SO	SB	CS
1991	Great Falls	.265	57	189	36	50	8	4	5	25	25	43	9	5
1992	Yakima	.252	62	226	36	57	7	3	7	34	24	63	6	4

Lantigua, Eduardo**INF**

Height: 6-0 **Bats:** Right **Born:** 9/4/73 in Puerto Plata, DR
Weight: 178 **Throws:** Right **Residence:** Moca, DR
School: Andres Bello HS, DR

How obtained: Signed as a free agent on March 6, 1991

Recommended / Signed by: Ralph Avila and Eleodoro Arias

Year	Club	Avg.	G	AB	R	H	2B	3B	HR	RBI	BB	SO	SB	CS
1991	Santo Domingo	.257	69	265	50	68	14	2	6	36	33	36	2	2
1992	St. Lucie	.314	20	70	11	22	7	3	1	15	1	24	1	0
	Great Falls	.275	25	91	17	25	5	3	1	14	10	21	3	2

Lasso, Roberto**DF**

Height: 5-11 **Bats:** Right **Born:** 7/21/73 in Chepo, Panama
Weight: 155 **Throws:** Right **Residence:** Chepo, Panama
School: Venancio Fenoso Pascual HS, Panama

How obtained: Signed as a free agent on March 6, 1992

Recommended / Signed by: Mike Brito

Year	Club	Avg.	G	AB	R	H	2B	3B	HR	RBI	BB	SO	SB	CS
(1993 will be his first professional season)														

Latham, Christopher**INF**

Height: 5-11 **Bats:** Both **Born:** 5/26/73 in Coeur d'Alene, ID
Weight: 174 **Throws:** Right **Residence:** Las Vegas, NV
School: Basic HS, NV

How obtained: Dodgers' #10 (11th round) selection in the June 1991 Free Agent Draft

Recommended / Signed by: Gail Henley

Year	Club	Avg.	G	AB	R	H	2B	3B	HR	RBI	BB	SO	SB	CS
1991	Kissimmee	.239	43	109	17	26	2	1	0	11	16	45	14	4
1992	St. Lucie	.229	14	48	4	11	2	0	0	2	5	17	2	3
	Great Falls	.324	17	37	8	12	2	0	0	3	8	8	1	1

Lavigne, Martin**LHP****Height:** 6-2 **Bats:** Right **Born:** 5/11/71 in Quebec City, Canada**Weight:** 195 **Throws:** Left **Residence:** Loretteville, Canada**School:** CEGEP Andre Laurendeau HS, Canada**How obtained:** Signed as a free agent on December 1, 1990**Recommended / Signed by:** Claude Pelletier

Year	Club	W-L	ERA	G	GS	CG	SHO	SV	IP	H	R	ER	BB	SO
1991	Kissimmee	2-2	2.38	10	10	1	1	0	53.0	44	23	14	26	49
1992	Bakersfield	7-6	3.87	18	16	0	0	1	95.1	81	45	41	48	83

Legendre, Robert**RHP****Height:** 6-1 **Bats:** Right **Born:** 12/23/71 in Nashua, NH**Weight:** 175 **Throws:** Right **Residence:** Webster, FL**School:** Cypress Junior College, CA**How obtained:** Dodgers' #13 (14th round) selection in the June 1991 Free Agent Draft**Recommended / Signed by:** Bob Darwin

Year	Club	W-L	ERA	G	GS	CG	SHO	SV	IP	H	R	ER	BB	SO
1991	Yakima	0-1	4.00	6	3	0	0	0	18.0	13	13	8	16	23
1992	Yakima													

(Injured - did not play)

Lewis, Andre**INF****Height:** 5-10 **Bats:** Right **Born:** 1/22/74 in Waco, TX**Weight:** 185 **Throws:** Right **Residence:** Waco, TX**School:** Waco Christian HS, TX**How obtained:** Dodgers' #25 (22nd round) selection in the June 1992 Free Agent Draft**Recommended / Signed by:** Bill Barkley

Year	Club	Avg.	G	AB	R	H	2B	3B	HR	RBI	BB	SO	SB	CS
1992	St. Lucie	.248	49	161	24	40	8	1	1	9	15	29	13	5

Linares, Richard**RHP****Height:** 6-0 **Bats:** Right **Born:** 8/31/72 in Harbor City, CA**Weight:** 170 **Throws:** Right **Residence:** Long Beach, CA**School:** Cerritos JC, CA**How obtained:** Dodgers' #62 (63rd round) selection in the June 1991 Free Agent Draft**Recommended / Signed by:** Bobby Darwin

Year	Club	W-L	ERA	G	GS	CG	SHO	SV	IP	H	R	ER	BB	SO
1992	St. Lucie	1-2	0.77	7	0	0	0	1	11.2	8	2	1	3	14
	Great Falls	3-1	2.45	19	0	0	0	3	47.2	32	22	13	11	53

Liquet, Wilton**RHP****Height:** 5-11 **Bats:** Right **Born:** 6/16/73 in Las Matas de Santa Cruz, DR**Weight:** 160 **Throws:** Right **Residence:** Montecristy, DR**School:** Las Matas de Santa Cruz HS, DR**How obtained:** Signed as a free agent on May 15, 1991**Recommended / Signed by:** Rafael Gonzalez

Year	Club	W-L	ERA	G	GS	CG	SHO	SV	IP	H	R	ER	BB	SO
1991	Santo Domingo	4-2	4.25	16	6	1	0	1	59.1	62	36	28	18	44
1992	La Vega	7-2	1.85	13	12	0	0	0	82.2	51	25	17	21	60

Lott, Billy Rex**OF****Height:** 6-4 **Bats:** Right **Born:** 8/16/70 in Hattiesburg, MS**Weight:** 205 **Throws:** Right **Residence:** Petal, MS**School:** Petal HS, MS**How obtained:** Dodgers' #4 selection in the June 1989 Free Agent Draft**Recommended / Signed by:** Joe Campbell

Year	Club	Avg.	G	AB	R	H	2B	3B	HR	RBI	BB	SO	SB	CS
1989	Kissimmee	.193	46	150	18	29	2	4	0	9	10	48	5	1
1990	Yakima	.275	65	240	37	66	13	2	4	38	10	62	4	0
	Bakersfield	.203	38	133	11	27	1	1	2	14	6	46	3	2
1991	Bakersfield	.223	92	314	40	70	10	1	5	35	25	90	11	4
1992	Vero Beach	.246	126	435	42	107	17	4	3	35	22	107	11	5

Lund, Edward**C****Height:** 6-3 **Bats:** Right **Born:** 12/3/67 in Salt Lake City, UT**Weight:** 205 **Throws:** Right **Residence:** Pasadena, CA**School:** University of Notre Dame, IN**How obtained:** Dodgers' #44 selection in the June 1990 Free Agent Draft**Recommended / Signed by:** Glen Van Proyen

Year	Club	Avg.	G	AB	R	H	2B	3B	HR	RBI	BB	SO	SB	CS
1990	Great Falls	.162	31	68	11	11	3	1	1	8	4	8	1	1
1991	Bakersfield	.210	66	176	26	37	8	0	2	23	26	33	1	2
1992	Vero Beach	.246	60	167	17	41	7	0	3	14	15	22	1	3

Luzinski, Ryan**C****Height:** 6-0 **Bats:** Right **Born:** 8/22/73 in Willingboro, NJ**Weight:** 215 **Throws:** Right **Residence:** Medford, NJ**School:** Holy Cross HS, NJ**How obtained:** Dodgers' #1 (1st round supplemental) selection in the June 1992 Free Agent Draft**Recommended / Signed by:** Gil Bassetti**Notes:** 1992 - Led team in doubles (14).

Year	Club	Avg.	G	AB	R	H	2B	3B	HR	RBI	BB	SO	SB	CS
1992	Great Falls	.251	61	227	26	57	14	4	4	29	22	47	2	1

Magnusson, Brett Allen**C****Height:** 5-10 **Bats:** Right **Born:** 8/20/67 in Charlotte, NC**Weight:** 210 **Throws:** Right **Residence:** Hollister, CA**School:** Santa Rosa JC, CA**How obtained:** Dodgers' #39 selection in the June 1987 Free Agent Draft**Recommended / Signed by:** Dick Murray and Dick Hanlon**Notes:** 1992 - Injured most of the season at Albuquerque... 1990 - Named to the California League All-Star team.

Year	Club	Avg.	G	AB	R	H	2B	3B	HR	RBI	BB	SO	SB	CS
1988	Great Falls	.320	51	175	51	56	18	4	7	46	44	43	4	4
1989	Vero Beach	.243	120	354	47	86	16	1	8	48	48	68	5	2
1990	Bakersfield	.311	121	434	92	135	34	2	23	85	73	104	5	4
1991	San Antonio	.265	110	358	69	95	22	2	11	66	67	69	5	5
1992	Albuquerque	.000	1	0	1	0	0	0	0	0	0	0	0	0

Maldonado, Albert**LHP****Height:** 6-0 **Bats:** Left **Born:** 8/9/71 in Yauco, PR**Weight:** 170 **Throws:** Left **Residence:** Bakersfield, CA**School:** Barringer HS, PR**How obtained:** Dodgers' #33 selection in the June 1990 Free Agent Draft**Recommended / Signed by:** Eddie Rodriguez

Year	Club	W-L	ERA	G	GS	CG	SHO	SV	IP	H	R	ER	BB	SO
1990	Kissimmee	6-1	3.71	17	0	0	0	3	34.0	43	17	14	6	31
1991	Great Falls	0-0	1.23	4	0	0	0	1	7.1	4	1	1	0	9
	Yakima	3-2	2.38	17	0	0	0	3	45.1	32	14	12	12	58
1992	Bakersfield	7-3	3.24	43	0	0	0	4	80.2	69	42	29	37	55

Maness, Dwight

OF

Height: 6-3 Bats: Right Born: 4/3/74 in Chester, PA

Weight: 180 Throws: Right Residence: New Castle, DE

School: William Penn HS, DE

How obtained: Dodgers' #5 (3rd round) selection in the June 1992

Free Agent Draft

Recommended / Signed by: Gene Kerns

Year	Club	Avg.	G	AB	R	H	2B	3B	HR	RBI	BB	SO	SB	CS
1992	St. Lucie	.252	44	139	24	35	6	3	0	12	14	36	18	10

Markham, Daniel

LHP

Height: 6-6 Bats: Left Born: 8/31/72 in San Francisco, CA

Weight: 230 Throws: Left Residence: Concord, CA

School: Diablo Valley JC, CA

How obtained: Dodgers' #11 (8th round) selection in the June 1992

Free Agent Draft

Recommended / Signed by: Dick Hanlon

Year	Club	W-L	ERA	G	GS	CG	SHO	SV	IP	H	R	ER	BB	SO
1992	St. Lucie	0-2	4.85	9	0	0	0	0	13.0	13	7	7	10	17

Marquez, Isidro

RHP

Height: 6-3 Bats: Right Born: 5/15/65 in Navojoa, Sonora, Mexico

Weight: 190 Throws: Right Residence: Navojoa, Sonora, Mexico

School: Cobach HS, Sonora, Mexico

How obtained: Purchased from San Luis Potosi of the Mexican League on May 13, 1988

Recommended / Signed by: Mike Brito

Year	Club	W-L	ERA	G	GS	CG	SHO	SV	IP	H	R	ER	BB	SO
1985	Tampico	0-0	3.90	13	0	0	0	0	27.2	28	13	12	14	17
1986	San Luis Potosi	3-2	5.87	25	15	2	1	0	92.0	96	71	60	69	74
1987	San Luis Potosi	0-0	2.08	1	1	0	0	0	4.1	5	3	1	5	1
1988	San Luis Potosi	6-3	2.25	10	10	4	1	0	72.0	54	22	18	27	56
	Bakersfield	8-4	3.09	20	20	1	0	0	125.1	114	54	43	77	106
1989	San Antonio	1-4	4.33	39	0	0	0	4	62.1	61	33	30	34	52
	Bakersfield	6-0	0.75	17	0	0	0	8	36.0	21	5	3	11	44
1990	San Antonio	3-1	4.86	13	0	0	0	0	16.2	20	10	9	8	15
1991	San Antonio	4-1	2.09	34	0	0	0	3	47.1	42	16	11	19	36
1992	Mexico City	5-5	3.40	52	0	0	0	25	87.1	65	38	33	40	67

Martin, James

OF

Height: 6-1 Bats: Left Born: 12/10/70 in Chanute, KS

Weight: 195 Throws: Right Residence: Eufaula, OK

School: Oklahoma State University

How obtained: Dodgers' #19 (16th round) selection in the June 1992

Free Agent Draft

Recommended / Signed by: Lin Garrett

Notes: 1992 - Led the team and Northwest League in triples (7).

Year	Club	Avg.	G	AB	R	H	2B	3B	HR	RBI	BB	SO	SB	CS
1992	Great Falls	.309	56	204	37	63	6	7	5	30	28	53	9	2

Martinez, Angel Luis

INF

Height: 6-1 Bats: Right Born: 3/8/66 in Bayamon, PR

Weight: 165 Throws: Right Residence: Vega Baja, PR

School: Ohio Dominican College

How obtained: Dodgers' #5 selection in the June 1987 Free Agent Draft

Recommended / Signed by: Carl Loewenstine and Boyd Bartley

Year	Club	Avg.	G	AB	R	H	2B	3B	HR	RBI	BB	SO	SB	CS
1987	Great Falls	.264	64	261	31	69	13	4	0	15	13	24	15	3
1988	Vero Beach	.272	127	474	60	129	21	2	0	42	23	62	11	11
1989	San Antonio	.191	37	115	12	22	4	1	0	6	11	19	4	5
	Bakersfield	.230	56	196	15	45	8	0	1	16	4	25	10	11
1990	San Antonio	.277	109	383	60	106	12	0	4	37	37	46	4	7
1991	Albuquerque	.282	67	170	20	48	11	1	0	13	12	14	1	1
1992	Albuquerque	.281	84	171	27	48	7	1	1	18	13	20	3	2

Martinez, Isidro (Gustavo)**RHP****Height:** 6-1 **Bats:** Right **Born:** 8/30/70 in Santiago, DR**Weight:** 157 **Throws:** Right **Residence:** Santiago, DR**School:** University of North Carolina**How obtained:** Signed as a free agent on August 27, 1990**Recommended / Signed by:** Ralph Avila and Pablo Peguero

Year	Club	W-L	ERA	G	GS	CG	SHO	SV	IP	H	R	ER	BB	SO
1991	Moca	3-5	2.42	11	11	2	0	0	67.0	71	43	18	26	55
1992	Santo Domingo	5-3	2.30	18	10	0	0	2	82.1	78	43	21	34	63

Martinez, Jesus**LHP****Height:** 6-2 **Bats:** Left **Born:** 3/13/74 in Santo Domingo, DR**Weight:** 145 **Throws:** Left **Residence:** Santo Domingo, DR**School:** Liceo Las Americas HS, DR**How obtained:** Signed as a free agent on August 22, 1990**Recommended / Signed by:** Ralph Avila and Pablo Peguero**Notes:** Brother of Dodger pitchers Ramon and Pedro Martinez...**1991** – Led the Dominican Summer League with 83 strikeouts.

Year	Club	W-L	ERA	G	GS	CG	SHO	SV	IP	H	R	ER	BB	SO
1991	Santo Domingo	3-2	3.57	14	14	0	0	0	70.2	58	34	28	45	83
1992	St. Lucie	1-4	3.29	7	7	1	0	0	41.0	38	19	15	11	39
	Great Falls	0-3	13.26	6	6	0	0	0	18.1	36	30	27	21	23

Martinez, Rafael Bernaboi**INF****Height:** 6-1 **Bats:** Left **Born:** 8/24/75 in Santo Domingo, DR**Weight:** 166 **Throws:** Left **Residence:** Santo Domingo, DR**School:** Liceo Juan Pablo Duarte HS, DR**How obtained:** Signed as a free agent on November 22, 1991**Recommended / Signed by:** Ralph Avila and Pablo Peguero

Year	Club	Avg.	G	AB	R	H	2B	3B	HR	RBI	BB	SO	SB	CS
1992	La Vega	.209	68	263	26	55	10	2	0	37	18	30	2	2

Martinez, Rafael Sandy**INF****Height:** 5-10 **Bats:** Both **Born:** 12/20/72 in Palenque, DR**Weight:** 138 **Throws:** Right **Residence:** Palenque, DR**School:** Liceo Juan Baron HS, DR**How obtained:** Signed as a free agent on September 20, 1989**Recommended / Signed by:** Ralph Avila**Notes:** **1992** – Northwest League batting champion (.333).

Year	Club	Avg.	G	AB	R	H	2B	3B	HR	RBI	BB	SO	SB	CS
1990	Santo Domingo	.256	60	223	34	59	9	1	0	14	24	13	15	0
1991	Kissimmee	.282	52	170	28	48	7	2	0	18	4	14	113	5
1992	Vero Beach	.214	5	14	3	3	0	0	0	0	0	3	0	0
	Yakima	.333	62	216	34	72	12	1	1	33	7	22	9	2

Maurer, Ronald James**INF****Height:** 6-1 **Bats:** Right **Born:** 6/10/68 in Jersey City, NJ**Weight:** 185 **Throws:** Right **Residence:** Beachwood, NJ**School:** University of North Carolina**How obtained:** Dodgers' #23 selection in the June 1990 Free Agent Draft**Recommended / Signed by:** Gary LaRocque**Notes:** **1991** – Named to the California League All-Star team.

Year	Club	Avg.	G	AB	R	H	2B	3B	HR	RBI	BB	SO	SB	CS
1990	Great Falls	.269	62	238	43	64	8	0	6	43	27	38	5	2
1991	Bakersfield	.290	129	442	59	128	21	5	7	53	63	68	8	8
1992	San Antonio	.272	82	224	29	61	13	0	0	14	15	31	4	3

McFarlin, Terric**RHP****Height:** 6-0 **Bats:** Both **Born:** 4/6/69 in Brooklyn, NY**Weight:** 160 **Throws:** Right **Residence:** Brooklyn, NY**School:** Borough of Manhattan JC, NY**How obtained:** Signed as a free agent on September 13, 1990**Recommended / Signed by:** Gil Bassetti**Notes:** 1991 – Was among the league leaders in wins (14), ERA (2.66) and games started (27).

Year	Club	W-L	ERA	G	GS	CG	SHO	SV	IP	H	R	ER	BB	SO
1991	Bakersfield	14-6	2.66	26	21	0	0	0	152.0	139	63	45	56	128
1992	Bakersfield	2-0	2.63	6	5	0	0	0	27.1	16	10	8	19	30

McKamie, Sean Dale**INF****Height:** 6-2 **Bats:** Right **Born:** 9/27/69 in St. Paul, MN**Weight:** 160 **Throws:** Right **Residence:** St. Paul, MN**School:** St. Paul Central HS, MN**How obtained:** Dodgers' #19 (20th round) selection in the June 1988 Free Agent Draft**Recommended / Signed by:** Dale McReynolds and Dale Welter

Year	Club	Avg.	G	AB	R	H	2B	3B	HR	RBI	BB	SO	SB	CS
1989	Kissimmee	.316	42	133	20	42	3	0	0	15	23	22	13	0
1990	Yakima													
1991	Vero Beach	.263	67	194	25	51	8	0	1	12	8	33	11	3
1992	Vero Beach	.229	43	118	14	27	0	1	0	11	6	21	11	5

McMurray, Robert Brock**OF****Height:** 6-2 **Bats:** Right **Born:** 8/30/67 in Denham Springs, LA**Weight:** 195 **Throws:** Right **Residence:** Denham Springs, LA**School:** Southeastern Louisiana University**How obtained:** Dodgers' #10 (11th round) selection in the June 1988 Free Agent Draft**Recommended / Signed by:** Tony John

Year	Club	Avg.	G	AB	R	H	2B	3B	HR	RBI	BB	SO	SB	CS
1988	Great Falls	.200	10	25	4	5	0	1	1	5	4	4	2	1
	Salem	.174	8	23	4	4	0	0	1	2	5	9	0	0
1989	Salem	.328	36	134	23	44	12	4	1	25	20	23	4	0
1990	Bakersfield	.290	66	238	41	69	20	2	7	35	28	58	3	3
1991	Vero Beach	.210	107	343	46	72	14	3	12	51	45	87	17	5
1992	Bakersfield	.258	76	267	38	69	12	1	8	38	24	51	17	4

Melendez, Daniel**INF****Height:** 6-4 **Bats:** Left **Born:** 1/4/71 in Santa Monica, CA**Weight:** 195 **Throws:** Left **Residence:** Los Angeles, CA**School:** Pepperdine University, CA**How obtained:** Dodgers' #4 (2nd round) selection in the June 1992 Free Agent Draft**Recommended / Signed by:** Bob Bishop

Year	Club	Avg.	G	AB	R	H	2B	3B	HR	RBI	BB	SO	SB	CS
1992	Bakersfield	.267	39	146	18	39	11	2	0	11	22	18	1	0

Mendoza, Marco**INF****Height:** 5-11 **Bats:** Left **Born:** 5/1/73 in Los Mochis, Sinaloa, Mexico**Weight:** 182 **Throws:** Left **Residence:** Los Mochis, Sinaloa, Mexico**School:** Colegio De Bachilleres HS, Mexico**How obtained:** Signed as a free agent on March 14, 1992**Recommended / Signed by:** Mike Brito

Year	Club	W-L	ERA	G	GS	CG	SHO	SV	IP	H	R	ER	BB	SO
1992	La Vega	9-2	1.51	15	5	0	0	0	59.2	38	17	10	28	81

Mimbs, Mark Ivey**LHP****Height:** 6-2 **Bats:** Left **Born:** 2/13/69 in Macon, GA**Weight:** 180 **Throws:** Left **Residence:** Macon, GA**School:** Mercer University, GA**How obtained:** Dodgers' #25 selection in the June 1990 Free Agent Draft**Recommended / Signed by:** Tommy Mixon

Year	Club	W-L	ERA	G	GS	CG	SHO	SV	IP	H	R	ER	BB	SO
1990	Great Falls	7-4	3.23	14	14	0	0	0	78.0	69	32	28	29	94
1991	Bakersfield	12-6	2.22	27	25	0	0	0	170.0	134	49	42	59	164
1992	Albuquerque	0-4	6.10	12	7	0	0	0	48.2	58	34	33	19	32
	San Antonio	1-5	3.61	13	13	0	0	0	82.1	78	43	33	22	55

Mimbs, Michael Randall**LHP****Height:** 6-2 **Bats:** Left **Born:** 2/13/69 in Macon, GA**Weight:** 180 **Throws:** Left **Residence:** Macon, GA**School:** Mercer University, GA**How obtained:** Dodgers' #24 selection in the June 1990 Free Agent Draft**Recommended / Signed by:** Tommy Mixon**Notes:** 1991 - Named to the Florida State League All-Star team.

Year	Club	W-L	ERA	G	GS	CG	SHO	SV	IP	H	R	ER	BB	SO
1990	Great Falls	0-0	4.05	3	0	0	0	0	6.2	4	5	3	0	4
	Yakima	4-3	3.88	12	12	0	0	0	67.1	58	36	29	39	72
1991	Vero Beach	12-4	2.67	24	22	1	1	0	141.2	124	52	42	70	132
1992	San Antonio	10-8	4.23	24	22	2	0	1	129.2	132	65	61	73	87

Mintz, Stephen Wayne**RHP****Height:** 5-11 **Bats:** Left **Born:** 11/24/68 in Wilmington, NC**Weight:** 190 **Throws:** Right **Residence:** Leland, NC**School:** Mount Olive JC, NC**How obtained:** Dodgers' #17 selection in the June 1990 Free Agent Draft**Recommended / Signed by:** Gary LaRocque

Year	Club	W-L	ERA	G	GS	CG	SHO	SV	IP	H	R	ER	BB	SO
1990	Yakima	2-3	2.42	20	0	0	0	3	26.0	21	9	7	16	38
1991	Bakersfield	6-6	4.30	28	11	0	0	3	92.0	85	56	44	58	101
1992	Vero Beach	3-6	3.13	43	2	0	0	6	77.2	66	29	27	30	66

Miran, Salvatore**OF / LHP****Height:** 5-10 **Bats:** Left **Born:** 9/5/70 in Los Angeles, CA**Weight:** 180 **Throws:** Left **Residence:** Boise, ID**School:** University of Nevada**How obtained:** Signed as a free agent on June 8, 1992**Recommended / Signed by:** Gail Henley

Year	Club	Avg.	G	AB	R	H	2B	3B	HR	RBI	BB	SO	SB	CS
1992	Yakima	.244	34	86	15	21	4	0	2	10	11	15	2	2

Year	Club	W-L	ERA	G	GS	CG	SHO	SV	IP	H	R	ER	BB	SO
1992	Yakima	1-1	1.88	7	5	0	0	0	28.2	28	12	6	4	31

Moore, Michael**OF****Height:** 6-4 **Bats:** Right **Born:** 5/7/71 in Culver City, CA**Weight:** 200 **Throws:** Right **Residence:** Beverly Hills, CA**School:** University of California, Los Angeles**How obtained:** Dodgers' #2 (1st round supplemental) selection**Recommended / Signed by:** Bob Bishop

Year	Club	Avg.	G	AB	R	H	2B	3B	HR	RBI	BB	SO	SB	CS
1992	Yakima	.207	18	58	12	12	1	0	2	6	9	25	3	2

Morrow, Christian Welte

OF

Height: 6-1 Bats: Left Born: 11/8/69 in San Francisco, CA

Weight: 190 Throws: Left Residence: Pacifica, CA

School: Skyline JC, CA

How obtained: Dodgers' #12 selection in the June 1988 Free Agent Draft

Recommended / Signed by: Dick Hanlon

Year	Club	Avg.	G	AB	R	H	2B	3B	HR	RBI	BB	SO	SB	CS
1988	Great Falls	.286	60	217	48	62	11	3	8	40	28	50	13	7
1989	Salem	.323	27	93	20	30	3	3	2	16	12	11	4	2
	Bakersfield	.150	38	107	9	16	5	0	1	4	14	18	3	4
1990	Bakersfield	.240	95	325	37	78	17	2	5	40	20	53	8	6
1991	Vero Beach	.304	85	273	29	83	13	5	3	29	14	32	6	6
	San Antonio	.360	24	89	13	32	6	0	2	8	4	14	1	1
1992	Albuquerque	.284	24	67	6	19	2	1	1	7	5	9	1	0
	San Antonio	.233	84	245	22	57	5	4	5	30	6	42	4	3

Munoz Jr., Jose Luis

INF

Height: 5-11 Bats: Both Born: 11/11/67 in Chicago, IL

Weight: 165 Throws: Right Residence: Yabucoa, PR

School: Florida JC, FL

How obtained: Dodgers' #20 selection in the June 1987 Free Agent Draft

Recommended / Signed by: Tommy Mixon

Year	Club	Avg.	G	AB	R	H	2B	3B	HR	RBI	BB	SO	SB	CS
1987	Sarasota	.321	54	187	31	60	7	0	0	22	26	22	6	0
1988	Bakersfield	.248	105	347	35	86	6	0	0	24	42	54	7	0
1989	Vero Beach	.257	105	300	39	77	15	1	0	24	14	31	6	2
1990	Vero Beach	.295	113	397	57	117	18	3	2	47	34	43	28	8
	Bakersfield	.179	14	39	3	7	1	0	0	6	6	7	2	1
1991	San Antonio	.317	31	123	25	39	6	2	0	13	12	14	4	2
	Albuquerque	.326	101	389	49	127	18	4	0	65	20	36	15	10
1992	Albuquerque	.304	131	450	48	137	20	3	2	45	25	46	7	4

Nixon, Luis

LHP

Height: 6-3 Bats: Left Born: 11/2/73 in Guarico, Venezuela

Weight: 180 Throws: Left Residence: Caracas, Venezuela

School: Escuela Tecnica, San Martin, Venezuela

How obtained: Signed as a free agent on August 30, 1991

Recommended / Signed by: Flores Bolivar and Camilo Pascual

Year	Club	W-L	ERA	G	GS	CG	SHO	SV	IP	H	R	ER	BB	SO
1992	La Vega	2-6	4.45	13	13	0	0	0	62.2	58	41	31	53	54

Opperman, Daniel Charles

RHP

Height: 6-2 Bats: Right Born: 11/13/68 in Las Vegas, NV

Weight: 175 Throws: Right Residence: Las Vegas, NV

School: Valley HS, NV

How obtained: Dodgers' #1 selection in the June 1987 Free Agent Draft

Recommended / Signed by: Gib Bodet

Year	Club	W-L	ERA	G	GS	CG	SHO	SV	IP	H	R	ER	BB	SO
1989	Vero Beach	0-7	3.54	19	19	0	0	0	61.0	51	26	24	23	35
1990	San Antonio	12-8	3.41	27	27	3	0	0	155.0	153	75	59	62	96
1991	Albuquerque	5-4	5.95	11	10	1	0	0	59.0	74	43	39	34	32
1992	Albuquerque	2-3	3.60	6	6	0	0	0	25.0	25	12	10	12	15

Ortiz Jr., Hector Montanez**C****Height:** 6-0 **Bats:** Right **Born:** 10/14/69 in Rio Piedras, PR**Weight:** 178 **Throws:** Right **Residence:** Canovanas, PR**School:** Rangers JC, TX**How obtained:** Dodgers' 35th round (#34 overall) selection in the June 1988 Free Agent Draft**Recommended / Signed by:** Miguel Villaran and Ruben Morales

Year	Club	Avg.	G	AB	R	H	2B	3B	HR	RBI	BB	SO	SB	CS
1988	Salem	.143	32	77	5	11	1	0	0	4	5	16	0	2
1989	Vero Beach	.141	42	85	5	12	0	1	0	4	6	15	0	0
	Salem	.229	44	140	13	32	3	1	0	12	4	24	2	1
1990	Yakima	.272	52	173	16	47	3	1	0	12	5	15	1	1
1991	Vero Beach	.228	42	123	3	28	2	0	0	8	5	8	0	0
1992	San Antonio	.203	26	59	1	12	1	0	0	5	11	13	0	0
	Bakersfield	.282	63	206	19	58	8	1	1	31	21	16	2	3

Osuna, Pedro**RHP****Height:** 5-11 **Bats:** Right **Born:** 4/12/73 in Sinaloa, Mexico**Weight:** 160 **Throws:** Right **Residence:** Sinaloa, Mexico**School:** Secundaria Federal, Mexico**How obtained:** Signed as a free agent on June 12, 1991**Recommended / Signed by:** Mike Brito

Year	Club	W-L	ERA	G	GS	CG	SHO	SV	IP	H	R	ER	BB	SO
1991	Yakima	0-0	3.20	13	0	0	0	5	25.1	18	10	9	8	38
1992	Mexico City	16-7	3.57	-	-	-	-	5	166.2	160	70	65	70	139

Olanez, Willis**INF****Height:** 5-11 **Bats:** Right **Born:** 4/19/73 in Cotui, DR**Weight:** 150 **Throws:** Right **Residence:** Cotui, DR**School:** Liceo Miguel Angel Garcia, DR**How obtained:** Signed as a free agent on February 10, 1990**Recommended / Signed by:** Ralph Avila and Pablo Peguero

Year	Club	Avg.	G	AB	R	H	2B	3B	HR	RBI	BB	SO	SB	CS
1990	Santo Domingo	.315	70	267	44	84	18	0	1	46	51	24	4	0
1991	Great Falls	.288	58	222	38	64	9	2	6	39	19	34	3	3
1992	Vero Beach	.221	117	390	27	86	18	0	3	27	24	60	2	4

Ozuna, Rafael**INF****Height:** 5-11 **Bats:** Both **Born:** 7/11/74 in Santo Domingo, DR**Weight:** 154 **Throws:** Right **Residence:** Santo Domingo, DR**School:** Liceo Nocturno Nigua, DR**How obtained:** Signed as a free agent on August 28, 1992**Recommended / Signed by:** Ralph Avila and Pablo Peguero

Year	Club	Avg.	G	AB	R	H	2B	3B	HR	RBI	BB	SO	SB	CS
(1993 will be his first professional season)														

Parra, Jose (Miguel)**RHP****Height:** 5-11 **Bats:** Right **Born:** 11/28/72 in Jacagua Santiago, DR**Weight:** 150 **Throws:** Right **Residence:** Santiago, DR**School:** Liceo Evangelico Jacagua, DR**How obtained:** Signed as a free agent on December 7, 1989**Recommended / Signed by:** Ralph Avila

Year	Club	W-L	ERA	G	GS	CG	SHO	SV	IP	H	R	ER	BB	SO
1989	Santo Domingo	8-1	1.87	13	11	4	3	2	67.1	60	21	14	20	51
1990	Kissimmee	5-3	2.67	10	10	1	0	0	57.1	50	22	17	18	50
1991	Great Falls	4-6	6.16	14	14	1	1	0	64.1	86	58	44	18	55
1992	San Antonio	2-0	6.13	3	3	0	0	0	14.2	22	12	10	7	7
	Bakersfield	7-8	3.59	24	23	3	0	0	143.0	151	73	57	47	107

Paulino, Mario**RHP****Height:** 6-0 **Bats:** Right **Born:** 8/15/73 in La Romana, DR**Weight:** 150 **Throws:** Right **Residence:** La Romana, DR**School:** Liceo La Reforma, DR**How obtained:** Signed as a free agent on September 6, 1991**Recommended / Signed by:** Ralph Avila and Silvano Quesada

Year	Club	W-L	ERA	G	GS	CG	SHO	SV	IP	H	R	ER	BB	SO
1992	La Vega	4-2	3.80	22	1	0	0	0	47.1	40	26	20	27	32

Pedra, Juan**C****Height:** 6-0 **Bats:** Right **Born:** 2/19/75 in Puerto Cabello, Venezuela**Weight:** 170 **Throws:** Right **Residence:** Puerto Cabello, Venezuela**School:** Centro Estudio Carabobo, Venezuela**How obtained:** Signed as a free agent on September 10, 1991**Recommended / Signed by:** Flores Bolivar and Camilo Pascual

Year	Club	Avg.	G	AB	R	H	2B	3B	HR	RBI	BB	SO	SB	CS
1992	Santo Domingo	.155	25	58	10	9	0	0	0	4	12	21	1	0

Pena, Angel**C****Height:** 6-0 **Bats:** Right **Born:** 2/16/75 in San Pedro De Macoris, DR**Weight:** 180 **Throws:** Right **Residence:** San Pedro De Macoris, DR**School:** Escuela Puerto Rico, DR**How obtained:** Signed as a free agent on July 24, 1992**Recommended / Signed by:** Ralph Avila

Year	Club	Avg.	G	AB	R	H	2B	3B	HR	RBI	BB	SO	SB	CS
(1993 will be his first professional season)														

Perez, George**LHP****Height:** 6-0 **Bats:** Right **Born:** 6/16/64 in Los Angeles, CA**Weight:** 155 **Throws:** Left **Residence:** Rosemead, CA**School:** Schurr HS, CA**How obtained:** Signed as a free agent on December 21, 1992**Recommended / Signed by:** Mike Brito

Year	Club	W-L	ERA	G	GS	CG	SHO	SV	IP	H	R	ER	BB	SO
(1993 will be his first professional season)														

Perez, Jayson**RHP****Height:** 6-2 **Bats:** Right **Born:** 6/27/74 in Mayaguez, PR**Weight:** 152 **Throws:** Right **Residence:** Mayaguez, PR**School:** Universidad Interamericana, PR**How obtained:** Signed as a free agent on November 14, 1991**Recommended / Signed by:** Camilo Pascual and Eddie Rodriguez

Year	Club	W-L	ERA	G	GS	CG	SHO	SV	IP	H	R	ER	BB	SO
1992	St. Lucie	2-5	2.44	12	7	1	0	0	48.0	41	28	13	20	44

Pierret, Juan**RHP****Height:** 6-2 **Bats:** Right **Born:** 4/12/73 in Batey Encarnacion, DR**Weight:** 185 **Throws:** Right **Residence:** San Pedro de Macoris, DR**School:** Liceo Sor Ana Nalau, DR**How obtained:** Signed as a free agent on January 1, 1992**Recommended / Signed by:** Ralph Avila, Eleodoro Arias and Pablo Peguero

Year	Club	W-L	ERA	G	GS	CG	SHO	SV	IP	H	R	ER	BB	SO
1992	La Vega	3-1	2.84	12	7	0	0	1	44.1	34	16	14	27	26

Pimental, Jose**OF****Height:** 6-0 **Bats:** Right **Born:** 12/3/74 in San Cristobal, DR**Weight:** 160 **Throws:** Right **Residence:** San Cristobal, DR**School:** Liceo O & M, DR**How obtained:** Signed as a free agent on August 28, 1992**Recommended / Signed by:** Pablo Peguero and Ralph Avila

Year	Club	Avg.	G	AB	R	H	2B	3B	HR	RBI	BB	SO	SB	CS
(1993 will be his first professional season)														

Pincavitch, Kevin**RHP****Height:** 5-10 **Bats:** Right **Born:** 7/5/70 in Allentown, PA**Weight:** 170 **Throws:** Right **Residence:** Greensboro, PA**School:** University of Pennsylvania**How obtained:** Signed as a free agent on June 14, 1992**Recommended / Signed by:** Don LeJohn

Year	Club	W-L	ERA	G	GS	CG	SHO	SV	IP	H	R	ER	BB	SO
1992	Great Falls	2-2	1.95	26	0	0	0	1	50.2	36	16	11	26	63

Pinkney, Alton**OF****Height:** 5-11 **Bats:** Left **Born:** 1/13/71 in Brunswick, GA**Weight:** 175 **Throws:** Right **Residence:** Brunswick, GA**School:** Glynn Academy HS, GA**How obtained:** Dodgers' #6 selection in the June 1990 Free Agent Draft**Recommended / Signed by:** Tommy Mixon**Notes:** 1992 - Third in the Northwest League in stolen bases.

Year	Club	Avg.	G	AB	R	H	2B	3B	HR	RBI	BB	SO	SB	CS
1990	Kissimmee	.167	35	90	7	15	2	1	0	7	10	22	2	4
1991	Yakima	.285	46	137	33	39	7	2	2	18	34	44	14	8
1992	Vero Beach	.179	40	95	16	17	1	0	0	2	12	30	11	5
	Yakima	.292	68	250	42	73	12	2	1	29	31	47	27	9

Piotrowicz, Brian**RHP****Height:** 6-1 **Bats:** Right **Born:** 12/10/67 in La Porte, IN**Weight:** 185 **Throws:** Right **Residence:** North Liberty, IN**School:** University of Notre Dame, IN**How obtained:** Signed as a free agent on June 12, 1990**Recommended / Signed by:** Ben Wade

Year	Club	W-L	ERA	G	GS	CG	SHO	SV	IP	H	R	ER	BB	SO
1990	Great Falls	2-1	1.74	22	0	0	0	7	41.1	29	15	8	8	41
1991	Bakersfield	2-6	2.45	33	0	0	0	11	58.2	45	26	16	18	42
1992	San Antonio	2-0	3.03	16	0	0	0	0	29.2	28	12	10	3	14
	Vero Beach	3-1	1.89	24	1	0	0	7	47.2	37	13	10	7	40

Post, David**INF****Height:** 5-11 **Bats:** Right **Born:** 9/3/73 in Kingston, NY**Weight:** 180 **Throws:** Right **Residence:** Kingston, NY**School:** Kingston HS, NY**How obtained:** Dodgers' #13 (10th round) selection in the June 1992

Free Agent Draft

Recommended / Signed by: Bob Miske

Year	Club	Avg.	G	AB	R	H	2B	3B	HR	RBI	BB	SO	SB	CS
1992	Great Falls	.290	41	138	23	40	8	0	1	25	23	16	10	5

Proctor, Brian

INF

Height: 6-1 **Bats:** Both **Born:** 6/12/69 in Arcadia, CA**Weight:** 190 **Throws:** Left **Residence:** Altadena, CA**School:** University of Southern California**How obtained:** Dodgers' #24 (25th round) selection in the June 1991 Free Agent Draft**Recommended / Signed by:** Gail Henley**Notes:** 1992 – Finished second among all Dodger minor leaguers in hits (154) and RBI (79)...1991 – Named to the Northwest League All-Star team...named to the short season All-Star team by Baseball America.

Year	Club	Avg.	G	AB	R	H	2B	3B	HR	RBI	BB	SO	SB	CS
1991	Yakima	.309	74	282	48	87	27	2	7	61	42	31	5	4
1992	San Antonio	.302	64	235	32	71	17	1	3	37	22	30	2	5
	Bakersfield	.318	71	261	38	83	15	2	4	42	23	33	0	2

Puchales, Javier T.

OF

Height: 6-0 **Bats:** Left **Born:** 3/29/72 in Rio Piedras, PR**Weight:** 170 **Throws:** Left **Residence:** Caguas, PR**School:** Caguas Skill Center HS, PR**How obtained:** Dodgers' #28 selection in the June 1989 Free Agent Draft**Recommended / Signed by:** Miguel Villaran

Year	Club	Avg.	G	AB	R	H	2B	3B	HR	RBI	BB	SO	SB	CS
1989	Kissimmee	.333	41	120	15	40	2	0	0	9	4	14	8	4
1990	Kissimmee	.200	29	55	7	11	0	0	0	3	7	20	4	2
1991	Great Falls	.357	41	112	21	40	5	1	0	15	5	10	13	6
1992	Great Falls													

(injured – did not play)

Pujols, Raul

RHP

Height: 6-2 **Bats:** Right **Born:** 5/26/72 in Santiago, DR**Weight:** 160 **Throws:** Right **Residence:** Santiago, DR**School:** Liceo Eugenio Deschamps, DR**How obtained:** Signed as a free agent on October 17, 1990**Recommended / Signed by:** Ralph Avila and Pablo Peguero

Year	Club	W-L	ERA	G	GS	CG	SHO	SV	IP	H	R	ER	BB	SO
1991	Santo Domingo													
1992	Santo Domingo													

(injured – did not play)

(injured – did not play)

Pyc, David

LHP

Height: 6-3 **Bats:** Left **Born:** 2/11/71 in Buffalo, NY**Weight:** 235 **Throws:** Left **Residence:** Depew, NY**School:** University of Charleston, SC**How obtained:** Dodgers' #22 (19th round) selection in the June 1992 Free Agent Draft**Recommended / Signed by:** Don LeJohn**Notes:** 1992 – Tied for third in saves in the Pioneer League.

Year	Club	W-L	ERA	G	GS	CG	SHO	SV	IP	H	R	ER	BB	SO
1992	Great Falls	2-3	2.88	25	0	0	0	9	34.1	32	15	11	16	34

Rascon, Julio

RHP

Height: 6-3 **Bats:** Right **Born:** 6/16/74 in Chihuahua, Mexico**Weight:** 177 **Throws:** Right **Residence:** Chihuahua, Mexico**School:** CBTIS 122, Mexico**How obtained:** Signed as a free agent on June 15, 1992**Recommended / Signed by:** Mike Brito

Year	Club	W-L	ERA	G	GS	CG	SHO	SV	IP	H	R	ER	BB	SO

(1993 will be his first professional season)

Rennspies, Dustin**C****Height:** 6-1 **Bats:** Right **Born:** 8/12/73 in Honolulu, HI**Weight:** 195 **Throws:** Right **Residence:** Cantonment, FL**School:** George C. Wallace JC, FL**How obtained:** Dodgers' #50 (51st round) selection in the June 1991

Free Agent Draft

Recommended / Signed by: Joe Campbell

Year	Club	Avg.	G	AB	R	H	2B	3B	HR	RBI	BB	SO	SB	CS
1992	St. Lucie	.100	3	10	2	1	0	0	0	0	2	2	0	0
	Great Falls	.000	2	5	0	0	0	0	0	0	3	1	0	0

Rice, Lance James**C****Height:** 6-1 **Bats:** Both **Born:** 10/19/66 in Salem, OR**Weight:** 195 **Throws:** Right **Residence:** Salem, OR**School:** Oregon State University**How obtained:** Dodgers' #14 selection in the June 1988 Free Agent Draft**Recommended / Signed by:** Hank Jones

Year	Club	Avg.	G	AB	R	H	2B	3B	HR	RBI	BB	SO	SB	CS
1988	Great Falls	.283	47	159	30	45	8	2	0	27	31	29	4	2
1989	Bakersfield	.222	126	406	41	90	15	1	5	53	53	83	1	4
1990	San Antonio	.241	79	245	25	59	11	2	0	35	24	46	3	1
1991	San Antonio	.200	78	215	23	43	8	0	3	28	31	30	2	1
1992	San Antonio	.232	75	194	17	45	9	0	2	18	17	34	0	1

Richardson, Brian**INF****Height:** 6-2 **Bats:** Right **Born:** 8/31/75 in Los Angeles, CA**Weight:** 170 **Throws:** Right **Residence:** Walnut, CA**School:** St. Bernard HS, CA**How obtained:** Dodgers' #10 (7th round) selection in the June 1991

Free Agent Draft

Recommended / Signed by: Bobby Darwin

Year	Club	Avg.	G	AB	R	H	2B	3B	HR	RBI	BB	SO	SB	CS
1992	St. Lucie	.213	37	122	8	26	6	2	0	15	11	27	2	0

Rios, Eduardo**INF****Height:** 5-10 **Bats:** Right **Born:** 10/13/72 in Caracas, Venezuela**Weight:** 160 **Throws:** Right **Residence:** Charallave, Venezuela**School:** Liceo Tosta Garcia, Venezuela**How obtained:** Signed as a free agent on August 1, 1991**Recommended / Signed by:** Flores Bolivar

Year	Club	Avg.	G	AB	R	H	2B	3B	HR	RBI	BB	SO	SB	CS
1991	Santo Domingo	.223	55	188	12	42	7	4	1	20	0	33	1	2
1992	La Vega	.310	47	184	42	57	13	3	5	36	34	14	6	4

Rizzo, Todd**LHP****Height:** 6-3 **Bats:** Right **Born:** 5/24/71 in Media, PA**Weight:** 220 **Throws:** Left **Residence:** Aston, PA**School:** Garnet Valley HS, PA**How obtained:** Signed as a free agent on May 6, 1992**Recommended / Signed by:** Bob Miske

Year	Club	W-L	ERA	G	GS	CG	SHO	SV	IP	H	R	ER	BB	SO
1992	St. Lucie	0-1	3.86	3	1	0	0	0	7.0	4	4	3	8	7
	Yakima	2-0	4.50	15	0	0	0	0	26.0	21	13	13	24	26

Robles, Trinidad**INF****Height:** 6-0 **Bats:** Right **Born:** 6/12/73 in Los Mochis, Sinaloa, Mexico**Weight:** 170 **Throws:** Right **Residence:** Los Mochis, Sinaloa, Mexico**School:** Humberto Lopez Pineda HS, Mexico**How obtained:** Signed as a free agent on June 15, 1992**Recommended / Signed by:** Mike Brito

Year	Club	Avg.	G	AB	R	H	2B	3B	HR	RBI	BB	SO	SB	CS
1992	Santo Domingo	.218	44	124	26	27	5	1	1	16	39	26	10	3

Rodriguez, Felix Antonio**C****Height:** 6-1 **Bats:** Right **Born:** 12/05/72 in Montecristy, DR**Weight:** 170 **Throws:** Right **Residence:** Montecristy, DR**School:** Liceo Bijiador, DR**How obtained:** Signed as a free agent on October 17, 1989**Recommended / Signed by:** Pablo Peguero**Notes:** 1992 - Named #10 prospect in the Pioneer League by Baseball America.

Year	Club	Avg.	G	AB	R	H	2B	3B	HR	RBI	BB	SO	SB	CS
1990	Santo Domingo	.228	63	241	23	55	10	0	2	33	15	52	4	0
1991	Kissimmee	.266	45	139	15	37	8	1	2	21	6	32	1	0
1992	Great Falls	.291	32	110	20	32	8	0	2	20	1	16	2	1

Rodriguez, Luis**DF****Height:** 5-9 **Bats:** Right **Born:** 1/3/74 in Caracas, Venezuela**Weight:** 160 **Throws:** Right **Residence:** Charallave, Venezuela**School:** Policarpo Farrera, Venezuela**How obtained:** Signed as a free agent on July 1, 1991**Recommended / Signed by:** Camilo Pascual

Year	Club	Avg.	G	AB	R	H	2B	3B	HR	RBI	BB	SO	SB	CS
1991	Santo Domingo	.000	13	11	2	0	0	0	0	0	0	6	0	1
1992	Santo Domingo	.261	63	199	23	52	5	5	3	28	37	48	5	10

Rodriguez, (Ventura) Eddy**INF****Height:** 6-1 **Bats:** Right **Born:** 12/28/72 in Santiago, DR**Weight:** 170 **Throws:** Right **Residence:** Santiago, DR**School:** Colegio San Rafael HS, DR**How obtained:** Signed as a free agent on February 26, 1990**Recommended / Signed by:** Ralph Avila and Pablo Peguero

Year	Club	Avg.	G	AB	R	H	2B	3B	HR	RBI	BB	SO	SB	CS
1990	Santo Domingo	.347	70	262	41	91	16	5	2	50	49	40	5	0
1991	Santo Domingo	.250	26	92	17	23	4	1	2	15	21	15	1	0
1992	Great Falls	.237	58	186	24	44	8	4	0	19	24	46	11	13

Rosario, Juan**RHP****Height:** 6-4 **Bats:** Right **Born:** 11/3/75 in Rancho Viejo, DR**Weight:** 165 **Throws:** Right **Residence:** Rancho Viejo, DR**School:** Rancho Viejo HS, DR**How obtained:** Signed as a free agent on September 12, 1992**Recommended / Signed by:** David Lantigua, Pablo Peguero and Ralph Avila

Year	Club	W-L	ERA	G	GS	CG	SHO	SV	IP	H	R	ER	BB	SO
(1993 will be his first professional season)														

Rosas, Roberto**RHP****Height:** 6-4 **Bats:** Right **Born:** 11/18/74 in Chihuahua, Mexico**Weight:** 182 **Throws:** Right **Residence:** Chihuahua, Mexico**School:** Bachilleros HS, Mexico**How obtained:** Signed as a free agent on June 15, 1992**Recommended / Signed by:** Mike Brito

Year	Club	W-L	ERA	G	GS	CG	SHO	SV	IP	H	R	ER	BB	SO
1992	Santo Domingo	1-1	7.04	13	0	0	0	0	23.0	26	19	18	21	16

Ruiz, Wilmer**RHP**

Height: 6-1 **Bats:** Right **Born:** 12/14/74 in Caracas, Venezuela
Weight: 165 **Throws:** Right **Residence:** Baruta, Edo. Miranda, Venezuela
School: Republica Indonesia, Venezuela
How obtained: Signed as a free agent on November 6, 1991
Recommended / Signed by: Flores Bolivar and Camilo Pascual

Year	Club	W-L	ERA	G	GS	CG	SHO	SV	IP	H	R	ER	BB	SO
1992	Santo Domingo	1-0	7.78	16	0	0	0	0	39.1	58	45	34	40	28

Salcedo, Jose Ramon**RHP**

Height: 6-0 **Bats:** Right **Born:** 2/5/73 in Santo Domingo, DR
Weight: 154 **Throws:** Right **Residence:** Santo Domingo, DR
School: Republica Dominicana HS, DR
How obtained: Signed as a free agent on January 2, 1990
Recommended / Signed by: Ralph Avila

Year	Club	W-L	ERA	G	GS	CG	SHO	SV	IP	H	R	ER	BB	SO
1990	Santo Domingo	8-4	3.83	17	13	2	0	0	82.1	53	40	35	22	56
1991	Kissimmee	5-2	4.33	10	9	2	0	0	52.0	63	30	25	8	38
1992	Bakersfield	1-0	4.00	12	3	0	0	1	27.0	18	16	12	17	25
	Yakima	2-4	3.78	16	7	0	0	1	64.1	64	36	27	21	63

Sarmiento, Daniel**LHP**

Height: 5-11 **Bats:** Left **Born:** 3/28/74 in Watsonville, CA
Weight: 203 **Throws:** Left **Residence:** Mesa, AZ
School: Tempe HS, AZ
How obtained: Dodgers' #30 (27th round) selection in the June 1992 Free Agent Draft
Recommended / Signed by: Eddie Bane

Year	Club	W-L	ERA	G	GS	CG	SHO	SV	IP	H	R	ER	BB	SO
1992	St. Lucie	3-1	1.85	7	6	0	0	0	34.0	22	9	7	21	21

Silfa, Eduardo**LHP**

Height: 6-1 **Bats:** Left **Born:** 8/5/74 in La Paja Ing Consuelo, DR
Weight: 160 **Throws:** Left **Residence:** San Pedro de Macoris, DR
School: Liceo La Paja, DR
How obtained: Signed as a free agent on May 18, 1991
Recommended / Signed by: Pablo Peguero
Notes: 1991 - Named to the Dominican Summer League All-Star team.

Year	Club	W-L	ERA	G	GS	CG	SHO	SV	IP	H	R	ER	BB	SO
1991	Santo Domingo	10-1	3.17	14	14	1	0	0	71.0	44	27	25	43	69
1992	Santo Domingo													

(injured - did not play)

Sinacori, Christopher**RHP**

Height: 6-4 **Bats:** Right **Born:** 8/19/70 in Miniola, NY
Weight: 200 **Throws:** Right **Residence:** Wantash, NY
School: Florida International University
How obtained: Dodgers' #15 selection in the June 1991 Free Agent Draft
Recommended / Signed by: Camilo Pascual
Notes: 1992 - Led Vero Beach in saves (10).

Year	Club	W-L	ERA	G	GS	CG	SHO	SV	IP	H	R	ER	BB	SO
1991	Great Falls	6-1	1.57	24	0	0	0	7	34.1	22	9	6	16	35
1992	Vero Beach	5-4	3.22	42	3	1	0	10	67.0	62	30	24	32	48

Smith III, Frank**OF**

Height: 6-2 **Bats:** Right **Born:** 8/11/72 in San Pedro, CA
Weight: 185 **Throws:** Right **Residence:** Riverside, CA
School: Riverside Poly HS, CA
How obtained: Dodgers' #5 selection in the June 1990 Free Agent Draft
Recommended / Signed by: Gib Bodet

Year	Club	Avg.	G	AB	R	H	2B	3B	HR	RBI	BB	SO	SB	CS
1990	Kissimmee	.222	50	162	18	36	3	0	1	17	24	46	6	1
1991	Great Falls	.263	50	179	40	47	7	3	6	37	26	57	1	1
1992	Yakima	.224	15	49	7	11	2	0	3	6	3	15	1	0
	Great Falls	.217	22	69	9	15	0	2	1	7	7	16	1	1

Snedeker, Sean Palmer**RHP****Height:** 6-3 **Bats:** Right **Born:** 6/18/65 in Beeville, TX**Weight:** 185 **Throws:** Right **Residence:** Woodlands, TX**School:** Texas A&M University**How obtained:** Dodgers' #29 selection in the June 1988 Free Agent Draft**Recommended / Signed by:** Boyd Bartley**Notes:** **1991** – Pitched a seven-inning perfect game on August 28 vs. St. Lucie... **1990** – Sat out the season while rehabilitating from right shoulder surgery performed in 1989.

Year	Club	W-L	ERA	G	GS	CG	SHO	SV	IP	H	R	ER	BB	SO
1988	Great Falls	8-2	2.20	13	12	5	2	0	86.0	64	29	21	16	102
1989	Bakersfield	12-6	3.37	22	22	2	0	0	139.0	132	67	52	45	112
1990	Bakersfield	(injured – did not play)												
1991	Vero Beach	7-3	2.52	17	17	2	2	0	96.1	92	28	27	17	66
1992	San Antonio	2-0	0.69	3	2	0	0	0	13.0	13	1	1	1	4

Sosa, Juan**INF****Height:** 6-1 **Bats:** Right **Born:** 8/19/75 in San Francisco de Macoris, DR**Weight:** 155 **Throws:** Right **Residence:** San Francisco de Macoris, DR**School:** Renacimiento HS, DR**How obtained:** Signed as a free agent on July 24, 1992**Recommended / Signed by:** Ralph Avila

Year	Club	Avg.	G	AB	R	H	2B	3B	HR	RBI	BB	SO	SB	CS
(1993 will be his first professional season)														

Spearman, Vernon**OF****Height:** 5-10 **Bats:** Left **Born:** 12/17/69 in Oakland, CA**Weight:** 160 **Throws:** Left **Residence:** Union City, CA**School:** Fresno State, CA**How obtained:** Dodgers' #28 selection in the June 1991 Free Agent Draft**Recommended / Signed by:** Deni Pacini**Notes:** **1992** – Led Vero Beach in stolen bases (33)... Named to the Florida State League All-Star team... Led all Dodger minor leaguers in stolen bases (51)... selected by Baseball America as the best baserunner in the Florida State League... **1991** – Led the Northwest League in runs (63) and stolen bases (56)... his 56 SB's were second most in the Dodger organization.

Year	Club	Avg.	G	AB	R	H	2B	3B	HR	RBI	BB	SO	SB	CS
1991	Yakima	.290	71	248	63	72	8	0	0	17	50	37	56	9
1992	San Antonio	.281	48	185	24	52	3	3	0	11	15	16	18	9
	Vero Beach	.304	73	276	50	84	13	1	0	16	26	25	33	14

Springer, Dennis LeRoy**RHP****Height:** 5-10 **Bats:** Right **Born:** 2/12/65 in Fresno, CA**Weight:** 185 **Throws:** Right **Residence:** Fresno, CA**School:** Fresno State University, CA**How obtained:** Dodgers' #21 selection in the June 1987 Free Agent Draft**Recommended / Signed by:** Deni Pacini**Notes:** **1992** – Led all Dodger minor leaguers in games started (29) and innings (184.0)... **1991** – Threw a no-hitter during winter league action.

Year	Club	W-L	ERA	G	GS	CG	SHO	SV	IP	H	R	ER	BB	SO
1987	Great Falls	4-3	2.88	23	5	1	0	6	65.2	70	38	21	16	54
1988	Bakersfield	13-7	3.27	32	20	6	4	2	154.0	135	75	56	62	108
1989	San Antonio	6-8	3.15	19	19	4	1	0	140.0	128	58	49	46	89
	Albuquerque	4-1	4.83	8	7	0	0	0	41.0	58	28	22	14	18
1990	San Antonio	8-6	3.31	24	24	3	0	0	163.1	147	76	60	73	77
1991	San Antonio	10-10	4.43	30	24	2	0	0	164.2	153	96	81	91	138
1992	Albuquerque	2-7	5.66	11	11	1	0	0	62.0	70	45	39	22	36
	San Antonio	6-7	4.35	18	18	4	0	0	122.0	114	61	59	49	73

Spykstra, David**RHP****Height:** 6-2 **Bats:** Right **Born:** 8/26/73 in Denver, CO**Weight:** 200 **Throws:** Right **Residence:** Denver, CO**School:** Cherry Creek HS, CO**How obtained:** Dodgers' #6 (3rd round) selection in the June 1992

Free Agent Draft

Recommended / Signed by: Tom Thomas

Year	Club	W-L	ERA	G	GS	CG	SHO	SV	IP	H	R	ER	BB	SO
1992	Great Falls	0-6	9.62	8	8	0	0	0	24.1	34	35	26	23	17

Stephens, William**INF / RHP****Height:** 6-6 **Bats:** Left **Born:** 10/31/72 in Ft. Oglethorpe, GA**Weight:** 230 **Throws:** Right **Residence:** Ringgold, GA**School:** Ringgold High School, GA**How obtained:** Dodgers' #19 (20th round) selection in the June 1991 Free

Agent Draft

Recommended / Signed by: Tom Mixon

Year	Club	Avg.	G	AB	R	H	2B	3B	HR	RBI	BB	SO	SB	CS
1991	Kissimmee	.194	39	108	12	21	4	0	0	15	17	33	2	1

Year	Club	W-L	ERA	G	GS	CG	SHO	SV	IP	H	R	ER	BB	SO
1992	St. Lucie	3-0	2.01	17	2	0	0	2	31.1	22	10	7	17	15

Thomas, Carlos**INF****Height:** 6-4 **Bats:** Right **Born:** 8/6/68 in Memphis, TN**Weight:** 215 **Throws:** Right **Residence:** Memphis, TN**School:** Tennessee State University**How obtained:** Dodgers' #41 (42nd round) selection in the June 1991 Free

Agent Draft

Recommended / Signed by: Carl Loewenstine

Year	Club	W-L	ERA	G	GS	CG	SHO	SV	IP	H	R	ER	BB	SO
1991	Yakima	2-0	3.93	16	2	0	0	0	34.1	26	18	15	33	42
1992	Yakima	3-8	5.10	15	15	0	0	0	83.0	72	64	47	50	59

Toribio, Herminio**RHP****Height:** 6-2 **Bats:** Right **Born:** 10/18/72 in Santiago, DR**Weight:** 145 **Throws:** Right **Residence:** Santiago, DR**School:** Liceo Fernando Valerio, DR**How obtained:** Signed as a free agent on May 19, 1990**Recommended / Signed by:** Pablo Peguero

Year	Club	W-L	ERA	G	GS	CG	SHO	SV	IP	H	R	ER	BB	SO
1990	Santo Domingo	0-0	14.18	10	0	0	0	0	13.1	27	24	21	15	8
1991	Santo Domingo	2-2	4.50	17	2	0	0	1	42.0	45	28	21	16	16
1992	La Vega	4-2	3.17	16	6	0	0	0	48.1	34	23	17	31	29

Torres, Yason**RHP****Height:** 6-2 **Bats:** Right **Born:** 8/8/73 in Azua, DR**Weight:** 178 **Throws:** Right **Residence:** Azua, DR**School:** Evangelico HS, DR**How obtained:** Signed as a free agent on May 26, 1992**Recommended / Signed by:** Ralph Avila and Pablo Peguero

Year	Club	W-L	ERA	G	GS	CG	SHO	SV	IP	H	R	ER	BB	SO
1992	La Vega	0-0	5.84	6	1	0	0	1	12.1	10	9	8	17	12

Traxler, Brian

INF

Height: 5-10 Bats: Left Born: 9/26/67 in Waukegan, IL

Weight: 200 Throws: Left Residence: San Antonio, TX

School: University of New Orleans

How obtained: Dodgers' #15 selection in the June 1988 Free Agent Draft

Recommended / Signed by: Tony John

Year	Club	Avg.	G	AB	R	H	2B	3B	HR	RBI	BB	SO	SB	CS
1988	Vero Beach	.292	72	260	30	76	14	0	2	34	30	35	1	1
1989	San Antonio	.346	63	228	37	79	7	0	9	44	22	20	1	0
	Albuquerque	.301	64	239	33	72	10	3	3	29	17	17	2	4
1990	Albuquerque	.277	98	318	43	88	23	0	7	53	39	39	4	0
	Los Angeles	.091	9	11	0	1	1	0	0	0	0	4	0	0
1991	San Antonio	.256	103	379	50	97	24	0	7	61	53	44	1	2
	Albuquerque	.357	18	28	3	10	3	1	1	8	3	5	0	0
1992	Albuquerque	.303	127	393	58	119	26	4	11	58	36	34	1	1

Treadwell, Jody

RHP

Height: 6-0 Bats: Right Born: 12/14/68 in Jacksonville, FL

Weight: 190 Throws: Right Residence: Jacksonville, FL

School: Jacksonville University, FL

How obtained: Dodgers' #27 selection in the June 1990 Free Agent Draft

Recommended / Signed by: Tommy Mixon

Notes: 1991 - Pitched the first no-hitter in Australian baseball history while pitching for Adelaide in December.

Year	Club	W-L	ERA	G	GS	CG	SHO	SV	IP	H	R	ER	BB	SO
1990	Vero Beach	9-1	1.79	16	8	2	1	1	80.1	60	17	16	22	81
1991	Bakersfield	5-4	3.74	17	14	0	0	0	91.1	92	46	38	34	84
	San Antonio	3-3	4.72	10	10	1	0	0	61.0	73	41	32	22	43
1992	San Antonio	3-5	4.14	29	4	2	1	1	76.0	74	40	35	40	68

Troutman, Michael Keith

RHP

Height: 6-1 Bats: Right Born: 5/29/73 in Asheville, NC

Weight: 200 Throws: Right Residence: Candler, NC

School: Spartanburg Methodist College, SC

How obtained: Dodgers' #20 (17th round) selection in the June 1992 Free Agent Draft

Recommended / Signed by: Lon Joyce

Year	Club	W-L	ERA	G	GS	CG	SHO	SV	IP	H	R	ER	BB	SO
1992	Yakima	4-1	3.38	26	0	0	0	3	37.1	33	19	14	15	43

Urbina, Dan

RHP

Height: 6-0 Bats: Right Born: 11/13/74 in Caracas, Venezuela

Weight: 160 Throws: Right Residence: Edo. Miranda, Venezuela

School: Instituto Fernando Penalver, Venezuela

How obtained: Signed as a free agent on December 18, 1991

Recommended / Signed by: Manual Lunar and Camilo Pascual

Year	Club	W-L	ERA	G	GS	CG	SHO	SV	IP	H	R	ER	BB	SO
1992	Santo Domingo	3-6	5.04	12	12	0	0	0	55.1	58	36	31	37	42

Urena, Fausto Leonardo

INF

Height: 6-0 Bats: Left Born: 11/6/72 in Santiago, DR

Weight: 165 Throws: Left Residence: Santiago, DR

School: Liceo Ingenio Arriba, DR

How obtained: Signed as a free agent on September 21, 1989

Recommended / Signed by: Ralph Avila and Juan Lantigua

Year	Club	Avg.	G	AB	R	H	2B	3B	HR	RBI	BB	SO	SB	CS
1990	Santo Domingo	.224	28	67	7	15	4	0	0	8	14	14	1	0
1991	Santo Domingo	.288	70	240	41	69	12	5	2	35	46	49	10	3
1992	St. Lucie	.277	35	112	20	31	9	3	1	16	22	23	4	2

Uribe, Dilone**C****Height:** 6-0 **Bats:** Right **Born:** 9/18/72 in Sabna Grande de Planque, DR**Weight:** 175 **Throws:** Right **Residence:** San Cristobal, DR**School:** Escuela Primaria Abel Uribe, DR**How obtained:** Signed as a free agent on May 18, 1990**Recommended / Signed by:** Pablo Peguero**Notes:** 1991 – Named to the Dominican Summer League All-Star team.

Year	Club	Avg.	G	AB	R	H	2B	3B	HR	RBI	BB	SO	SB	CS
1990	Santo Domingo	.235	40	119	16	28	3	0	0	12	15	16	2	0
1991	Santo Domingo	.332	61	214	26	71	9	0	2	28	24	22	5	2
1992	La Vega	.304	58	194	23	59	7	2	0	37	30	25	2	3

Valdez, Ismael**RHP****Height:** 6-3 **Bats:** Right **Born:** 8/21/73 in Victoria, Tamaulipas, Mexico**Weight:** 183 **Throws:** Right **Residence:** Victoria, Tamaulipas, Mexico**School:** CBTIS #119, Mexico**How obtained:** Signed as a free agent on June 14, 1991**Recommended / Signed by:** Mike Brito

Year	Club	W-L	ERA	G	GS	CG	SHO	SV	IP	H	R	ER	BB	SO
1991	Kissimmee	2-2	2.32	10	10	0	0	0	50.1	44	15	13	13	44
1992	La Vega	3-0	1.42	6	6	0	0	0	38.0	27	9	6	17	34

Valenzuela, Jesus**RHP****Height:** 6-1 **Bats:** Right **Born:** 3/31/75 in Los Mochis, Sinaloa, Mexico**Weight:** 175 **Throws:** Right **Residence:** Corro Los Mochis, Sinaloa, Mexico**How obtained:** Contract purchased from the Monterrey club on September 4, 1991**Recommended / Signed by:** Mike Brito

Year	Club	W-L	ERA	G	GS	CG	SHO	SV	IP	H	R	ER	BB	SO
(1993 will be his first professional season)														

VanRyn, Benjamin Ashley**LHP****Height:** 6-5 **Bats:** Left **Born:** 8/9/71 in Fort Wayne, IN**Weight:** 185 **Throws:** Left **Residence:** Kendalville, IN**School:** East Noble HS, IN**How obtained:** Acquired from the Montreal Expos on December 10, 1991 for Mark Griffin**Notes:** 1992 – Led Vero Beach in wins (10).

Year	Club	W-L	ERA	G	GS	CG	SHO	SV	IP	H	R	ER	BB	SO
1990	Bradenton	5-3	1.74	10	9	0	0	0	51.2	44	13	10	15	56
1991	Sumter	2-13	6.50	20	20	0	0	0	109.1	122	96	79	61	77
	Jamestown	3-3	5.01	6	6	1	0	0	32.1	37	19	18	12	23
1992	Vero Beach	10-7	3.20	26	25	1	1	0	137.2	125	58	49	54	108

VanZytveld, Jeffrey Lee**RHP****Height:** 6-3 **Bats:** Left **Born:** 7/10/68 in Fort Polk, LA**Weight:** 195 **Throws:** Right **Residence:** Jenison, MI**School:** Jenison HS, MI**How obtained:** Signed as a free agent on August 14, 1986**Recommended / Signed by:** Dale McReynolds

Year	Club	W-L	ERA	G	GS	CG	SHO	SV	IP	H	R	ER	BB	SO
1987	Sarasota	4-1	2.84	9	9	0	0	0	50.2	42	19	16	21	41
1988	Salem	4-4	3.29	12	8	0	0	0	54.2	49	28	20	27	38
1989	Vero Beach	10-9	3.60	26	26	3	0	0	157.2	160	80	63	81	75
1990	Vero Beach	6-1	1.38	17	7	3	2	0	65.0	40	12	10	17	51
	San Antonio	0-1	1.66	8	2	0	0	1	21.2	16	6	4	13	9
1991	San Antonio													
1992	San Antonio													

Veras, Dario

INF / RHP

Height: 6-1 Bats: Right Born: 3/13/73 in Santiago, DR

Weight: 155 Throws: Right Residence: Villa Vasquez, DR

School: Juan De Jesus Pimentel, DR

How obtained: Signed as a free agent on May 19, 1990

Recommended / Signed by: Pablo Peguero

Year	Club	Avg.	G	AB	R	H	2B	3B	HR	RBI	BB	SO	SB	CS
1990	Santo Domingo	.263	32	99	12	26	3	0	0	11	11	13	1	0
1991	Santo Domingo	.225	25	71	9	16	0	0	0	5	5	7	3	2

Year	Club	W-L	ERA	G	GS	CG	SHO	SV	IP	H	R	ER	BB	SO
1991	Santo Domingo	4-1	2.53	20	0	0	0	6	32.0	28	11	9	4	22
1992	La Vega	7-1	0.89	26	0	0	0	7	61.0	34	11	6	15	54

Villalobos, Oswaldo

RHP

Height: 6-0 Bats: Right Born: 9/27/72 in Zulia, Venezuela

Weight: 165 Throws: Right Residence: Zulia, Venezuela

How obtained: Signed as a free agent on October 17, 1990

Recommended / Signed by: Camilo Pascual

Year	Club	W-L	ERA	G	GS	CG	SHO	SV	IP	H	R	ER	BB	SO
1991	Santo Domingo	3-4	2.78	12	11	0	0	0	68.0	70	25	21	28	36
1992	Santo Domingo													

Vogelgesang, Joe

RHP

Height: 6-2 Bats: Right Born: 9/24/70 in Cincinnati, OH

Weight: 210 Throws: Right Residence: Cleves, OH

School: Eastern Kentucky University

How obtained: Dodgers' #38 (35th round) selection in the June 1992

Free Agent Draft

Recommended / Signed by: Carl Loewenstine

Year	Club	W-L	ERA	G	GS	CG	SHO	SV	IP	H	R	ER	BB	SO
1992	Bakersfield	2-0	3.09	17	0	0	0	4	23.1	27	10	8	9	20
	Great Falls	3-1	3.07	9	0	0	0	1	29.1	25	12	10	8	29

Vorbeck, Eric

OF

Height: 6-1 Bats: Right Born: 11/9/68 in Medford, OR

Weight: 180 Throws: Right Residence: Butte Falls, OR

School: Sacramento State College, CA

How obtained: Dodgers' #43 (44th round) selection in the June 1991 Free Agent Draft

Recommended / Signed by: Mark Sheehy

Year	Club	Avg.	G	AB	R	H	2B	3B	HR	RBI	BB	SO	SB	CS
1991	Yakima	.240	56	167	24	40	9	1	0	15	14	43	7	3
1992	Bakersfield	.336	45	131	12	44	6	2	1	14	9	27	14	8

Walden, Alan

RHP

Height: 6-3 Bats: Right Born: 8/28/69 in Chattanooga, TN

Weight: 178 Throws: Right Residence: Sale Creek, TN

School: Cleveland State University, OH

How obtained: Acquired in a trade with the Cleveland Indians for Zak Shinnall on December 9, 1992

Year	Club	W-L	ERA	G	GS	CG	SHO	SV	IP	H	R	ER	BB	SO
1989	GCL Indians	4-2	3.79	11	10	0	0	0	57.0	65	42	24	38	33
1990	Burlington	4-6	2.89	15	15	1	1	0	93.1	67	45	30	33	72
1991	Columbus	1-4	6.67	12	9	0	0	0	54.0	72	60	40	29	38
	Watertown	2-7	4.70	17	15	1	0	0	88.0	103	58	46	47	67
1992	Columbus	4-3	4.21	40	0	0	0	2	72.2	66	40	34	42	55

Walden, Ronnie**LHP****Height:** 6-2 **Bats:** Left **Born:** 9/28/72 in Oklahoma City, OK**Weight:** 170 **Throws:** Left **Residence:** Blanchard, OK**School:** Blanchard HS, OK**How obtained:** Dodgers' #1 selection in the June 1990 Free Agent Draft**Recommended / Signed by:** Mike Hankins

Year	Club	W-L	ERA	G	GS	CG	SHO	SV	IP	H	R	ER	BB	SO
1990	Great Falls	3-0	0.42	4	4	0	0	0	21.2	9	4	1	11	20
1991														
1992														

Walkden, Michael**LHP****Height:** 6-0 **Bats:** Left **Born:** 9/12/72 in Columbus, OH**Weight:** 185 **Throws:** Left **Residence:** Lake Stevens, WA**School:** Lake Stevens HS, WA**How obtained:** Dodgers' #3 (4th round) selection in the June 1991 Free Agent Draft**Recommended / Signed by:** Hank Jones**Notes:** 1992 - Tied for the lead in wins at Bakersfield (11).

Year	Club	W-L	ERA	G	GS	CG	SHO	SV	IP	H	R	ER	BB	SO
1991	Great Falls	5-1	2.77	18	6	0	0	0	55.1	45	19	17	23	61
1992	Bakersfield	11-10	4.10	27	27	0	0	0	149.1	165	75	68	54	108

Watts, Brandon**LHP****Height:** 6-3 **Bats:** Left **Born:** 9/13/72 in Ruston, LA**Weight:** 180 **Throws:** Left **Residence:** Ruston, LA**School:** Ruston High School, LA**How obtained:** Dodgers' #6 (7th round) selection in the June 1991 Free Agent Draft**Recommended / Signed by:** Lin Garrett

Year	Club	W-L	ERA	G	GS	CG	SHO	SV	IP	H	R	ER	BB	SO
1991	Kissimmee	1-3	4.64	12	5	0	0	1	33.0	28	20	17	25	30
1992	St. Lucie	2-1	3.00	4	4	1	1	0	24.0	15	9	8	8	19
	Great Falls	1-1	5.09	13	0	0	0	1	17.2	12	11	10	14	15

Watts, Burgess**INF / RHP****Height:** 6-2 **Bats:** Right **Born:** 11/22/68 in Chicago, IL**Weight:** 190 **Throws:** Right **Residence:** Warrenville, IL**School:** Wheaton Central HS, IL**How obtained:** Dodgers' #19 selection in the June 1990 Free Agent Draft**Recommended / Signed by:** Glen Van Proyen

Year	Club	Avg.	G	AB	R	H	2B	3B	HR	RBI	BB	SO	SB	CS
1990	Great Falls	.267	51	176	26	47	9	1	2	22	14	24	3	1
1991	Bakersfield	.278	16	54	7	15	3	0	1	7	1	10	0	0
	Yakima	.295	42	146	20	43	4	1	2	28	12	33	1	0

Year	Club	W-L	ERA	G	GS	CG	SHO	SV	IP	H	R	ER	BB	SO
1992	Yakima	4-2	3.58	24	1	0	0	4	50.1	59	25	20	16	44

Watts, Craig**C**

Height: 6-1 **Bats:** Right **Born:** 3/5/74 in East Fremantle, Australia
Weight: 205 **Throws:** Right **Residence:** South Australia, Australia
School: Unley HS, Australia
How obtained: Signed as a free agent on May 18, 1991
Recommended / Signed by: Jim Stoeckel

Year	Club	Avg.	G	AB	R	H	2B	3B	HR	RBI	BB	SO	SB	CS
1992	St. Lucie	.163	14	43	4	7	1	0	2	3	6	15	0	0
	Great Falls	.321	34	112	17	36	10	1	1	24	10	22	0	0

Weaver, James**RHP**

Height: 6-5 **Bats:** Right **Born:** 8/4/73 in Springfield, IL
Weight: 230 **Throws:** Right **Residence:** Illiopolis, IL
School: Illiopolis HS, IL
How obtained: Signed as a free agent on July 22, 1991
Recommended / Signed by: Glen Van Proyen
Notes: 1992 – Threw a no-hitter on July 17 vs. Vero Beach.

Year	Club	W-L	ERA	G	GS	CG	SHO	SV	IP	H	R	ER	BB	SO
1992	Vero Beach	4-11	4.12	19	18	1	0	0	89.2	73	52	41	57	73

Webb, Lonnie**INF**

Height: 5-11 **Bats:** Right **Born:** 4/25/70 in Sparta, GA
Weight: 172 **Throws:** Right **Residence:** Sparta, GA
School: South Georgia JC
How obtained: Dodgers' #18 selection in the June 1990 Free Agent Draft
Recommended / Signed by: Tommy Mixon

Year	Club	Avg.	G	AB	R	H	2B	3B	HR	RBI	BB	SO	SB	CS
1990	Great Falls	.336	40	149	29	50	4	5	0	17	14	26	19	5
1991	Bakersfield	.291	87	340	71	99	18	3	6	36	46	76	22	16
1992	Bakersfield	.258	82	302	51	78	13	1	2	20	47	66	21	14

Wengert, William Patrick**RHP**

Height: 6-5 **Bats:** Right **Born:** 1/4/67 in Sioux City, IA
Weight: 210 **Throws:** Right **Residence:** Sioux City, IA
School: Iowa State University
How obtained: Dodgers' #22 selection in the June 1988 Free Agent Draft
Recommended / Signed by: Glen Van Proyen
Notes: 1991 – Led the Dodger organization with a 2.06 ERA.

Year	Club	W-L	ERA	G	GS	CG	SHO	SV	IP	H	R	ER	BB	SO
1988	Great Falls	3-3	3.60	14	6	0	0	0	45.0	44	28	18	23	42
1989	Bakersfield	2-7	4.73	21	15	0	0	0	91.1	104	59	48	44	66
1990	Vero Beach	5-1	3.86	22	7	0	0	0	74.2	66	40	32	36	47
1991	Vero Beach	7-6	2.06	30	13	2	2	3	127.0	100	36	29	42	114
1992	San Antonio	2-3	3.22	10	7	0	0	0	50.1	48	20	18	13	43
	Vero Beach	1-0	5.16	5	5	0	0	0	22.2	31	14	13	6	15

White, Brandon**RHP**

Height: 6-1 **Bats:** Right **Born:** 9/28/70 in Ann Arbor, MI
Weight: 192 **Throws:** Right **Residence:** Saline, MI
School: Eastern Michigan University
How obtained: Dodgers' #18 (15th round) selection in the June 1992 Free Agent Draft
Recommended / Signed by: Dale McReynolds

Year	Club	W-L	ERA	G	GS	CG	SHO	SV	IP	H	R	ER	BB	SO
1992	St. Lucie	1-0	3.86	5	0	0	0	1	7.0	4	3	3	1	10
	Yakima	1-3	5.61	12	6	0	0	0	33.2	37	26	21	10	31

Williams, Todd**RHP****Height:** 6-3 **Bats:** Right **Born:** 2/13/71 in Syracuse, NY**Weight:** 180 **Throws:** Right **Residence:** East Syracuse, NY**School:** Onondaga CC, NY**How obtained:** Dodgers' #54 selection in the June 1990 Free Agent Draft**Recommended / Signed by:** Bob Miske**Notes:** 1992 - Saved 22 games leading all Dodger pitchers...he led San Antonio in saves (13) and tied for the lead at Bakersfield (9).

Year	Club	W-L	ERA	G	GS	CG	SHO	SV	IP	H	R	ER	BB	SO
1991	Great Falls	5-2	2.72	28	0	0	0	8	53.0	50	26	16	24	59
1992	San Antonio	7-4	3.48	39	0	0	0	13	44.0	47	18	17	23	35
	Bakersfield	0-0	2.30	13	0	0	0	9	15.2	11	4	4	7	11

Williams III, Leroy**DF****Height:** 6-0 **Bats:** Right **Born:** 4/13/72 in Lutcher, LA**Weight:** 190 **Throws:** Right **Residence:** Garyville, LA**School:** East St. John HS, LA**How obtained:** Dodgers' #2 selection in the June 1990 Free Agent Draft**Recommended / Signed by:** Tony John

Year	Club	Avg.	G	AB	R	H	2B	3B	HR	RBI	BB	SO	SB	CS
1990	Kissimmee	.313	58	198	25	62	0	0	0	25	26	26	5	7
1991	Great Falls	.297	23	74	10	22	5	0	3	14	10	11	0	1
1992	Great Falls													

(injured - did not play)

Wingate, Ervan**INF****Height:** 6-0 **Bats:** Right **Born:** 2/4/74 in Redlands, CA**Weight:** 175 **Throws:** Right **Residence:** Redlands, CA**School:** Redlands HS, CA**How obtained:** Dodgers' #21 (18th round) selection in the June 1992 Free Agent Draft**Recommended / Signed by:** Dennis Haren

Year	Club	Avg.	G	AB	R	H	2B	3B	HR	RBI	BB	SO	SB	CS
1992	St. Lucie	.286	37	126	22	36	8	1	1	11	18	19	3	2

Winicki, Dennis**INF****Height:** 6-0 **Bats:** Right **Born:** 2/5/72 in Muskegon, MI**Weight:** 175 **Throws:** Right **Residence:** Muskegon, MI**School:** Mona Shores HS, MI**How obtained:** Dodgers' #8 selection in the June 1991 Free Agent Draft**Recommended / Signed by:** Dale McReynolds

Year	Club	Avg.	G	AB	R	H	2B	3B	HR	RBI	BB	SO	SB	CS
1991	Kissimmee	.267	45	146	26	39	6	1	0	10	17	20	18	8
1992	Great Falls	.247	51	170	36	42	6	1	1	18	27	37	12	7

Wittig, Paul**C****Height:** 6-1 **Bats:** Right **Born:** 7/31/73 in Bremerton, WA**Weight:** 190 **Throws:** Right **Residence:** Bremerton, WA**School:** Bremerton HS, WA**How obtained:** Dodgers' #24 (21st round) selection in the June 1992 Free Agent Draft**Recommended / Signed by:** Hank Jones

Year	Club	Avg.	G	AB	R	H	2B	3B	HR	RBI	BB	SO	SB	CS
1992	St. Lucie	.255	23	55	3	14	2	0	0	4	8	17	3	1
	Yakima	.250	3	12	3	3	1	0	0	2	2	5	0	0

Zahner, Kevin**C****Height:** 6-0 **Bats:** Right **Born:** 9/13/72 in Rockville, CT**Weight:** 175 **Throws:** Right **Residence:** Rockville, CT**School:** Ellington HS, CT**How obtained:** Dodgers' #20 (21st round) selection in the June 1991 Free Agent Draft**Recommended / Signed by:** Dick Teed

Year	Club	Avg.	G	AB	R	H	2B	3B	HR	RBI	BB	SO	SB	CS
1991	Kissimmee	.207	18	29	4	6	0	0	0	2	4	4	1	0
1992	Bakersfield	.250	3	4	0	1	0	0	0	0	1	2	0	0
	Yakima	.314	24	51	9	16	3	0	0	5	8	14	0	0


Zerbe, William**LHP****Height:** 6-0 **Bats:** Left **Born:** 4/27/72 in Sandusky, OH**Weight:** 180 **Throws:** Left **Residence:** Tampa, FL**School:** Hillsborough CC, FL**How obtained:** Dodgers' #16 (17th round) selection in the June 1991 Free Agent Draft**Recommended / Signed by:** Bill Pleis**Notes:** 1992 – Ranked third in wins and ERA in the Pioneer League.

Year	Club	W-L	ERA	G	GS	CG	SHO	SV	IP	H	R	ER	BB	SO
1991	Kissimmee	0-2	2.20	16	1	0	0	0	32.2	31	19	8	15	23
1992	Great Falls	8-3	2.14	15	15	1	1	0	92.1	75	27	22	26	70

30 Stolen Bases & 30 Homers In A Season

Player	Year	G.	SB.	HR.
<i>American League (7)</i>				
Kenneth Williams, St. Louis	1922	153	37	39
Tommy Harper, Milwaukee	1970	154	38	31
Bobby Bonds, New York	1975	145	30	32
Bobby Bonds, California	1977	158	41	37
Bobby Bonds, Chicago, Texas	1978	156	43	31
Joe Carter, Cleveland	1987	149	31	32
Jose Canseco, Oakland	1988	158	40	42
<i>National League (14)</i>				
Willie Mays, New York	1956	152	40	36
Willie Mays, New York	1957	152	38	35
Henry Aaron, Milwaukee	1963	161	31	44
Bobby Bonds, San Francisco	1969	158	45	32
Bobby Bonds, San Francisco	1973	160	43	39
Dale Murphy, Atlanta	1983	162	30	36
Eric Davis, Cincinnati	1987	129	50	37
Howard Johnson, New York	1987	157	32	36
Howard Johnson, New York	1989	153	41	36
Ron Gant, Atlanta	1990	152	33	32
Barry Bonds, Pittsburgh	1990	151	52	33
Ron Gant, Atlanta	1991	154	34	32
Howard Johnson, New York	1991	156	30	38
Barry Bonds, Pittsburgh	1992	140	39	34

Stadium Information



Steve Howe, 1980



DODGER STADIUM HISTORY

The 1993 season will mark the 32nd year the Los Angeles Dodgers have called Dodger Stadium home.

Through three decades, the beauty of Dodger Stadium lives on. To the south is a breathtaking view of downtown Los Angeles; to the north and east are the green, tree-lined Elysian hills. Beyond are the purple San Gabriel Mountains.

The only privately-financed stadium since the construction of Yankee Stadium in 1923, Dodger Stadium seats 56,000 and has parking for 16,000 autos on 21 terraced lots adjacent to and at about the same elevations as the five different seating levels.

Although it is 31 years old, there are few stadia which look newer or are better maintained. The stadium is kept in immaculate condition by a full-time grounds crew and maintenance staff. Two full-time painters are also on staff. More than 3,400 trees cover the 300 acres of beautiful landscape, which is maintained by a full-time staff of gardeners.

Inside, more than 81 million fans have watched Dodger games at Dodger Stadium over the 31 years, an average of more than 2.6 million fans per year. In 1978, Dodger Stadium became the first ballpark to host more than 3 million fans in a single season as 3,347,845 people attended Dodger games that year.

Following another 3 million attendance year in 1980, the Dodgers set the all-time Major League season attendance mark in 1982 with 3,608,881. Toronto has since topped that mark, but the Dodgers can also boast seasons of more than 3 million in attendance in 1983, '84, '85, '86, '90 and '91. The 1991 attendance of 3,348,170 was the third-highest total ever in the National League. The top seven single-season attendance figures in the N.L. have been recorded at Dodger Stadium.

Those many fans have witnessed more than 2,500 regular season games at Dodger Stadium, including nearly 1,500 which resulted in Dodger victories.

When the late Walter O'Malley and architect Emil Praeger designed Dodger Stadium, they set the stage for baseball's most popular and beautiful showplace. The fun started on April 10, 1962, when the stadium's gates first opened. The next day, April 11, the Dodgers defeated the Cincinnati Reds, 6-2, for their first win in their new home. That year, 2,755,184 viewed games at the new ballpark.

Since then, Dodger Stadium has hosted eight World Series. The Dodgers have won World Championships in 1963, '65, '81 and '88; National League pennants in 1966, '74, '77 and '78; and N.L. Western Division crowns in 1983 and '85.

While baseball is the only sport played at Dodger Stadium, the park has been the site of numerous momentous events, including the Major League All-Star Game in 1980. Dodger Stadium was the home of the 1984 Olympic Games baseball competition. At that time, it marked baseball's greatest involvement in the Olympics, as eight teams competed in the exhibition tournament.

The Olympic spirit returned to Los Angeles again in 1991, as Dodger Stadium hosted the Opening Ceremonies for the United States Olympic Festival. Later in the summer, the stadium showcased the top amateur baseball players from around the world in the second annual International Baseball Association World All-Star Game.

Pope John Paul II celebrated Mass at Dodger Stadium on Sept. 16, 1987, while entertainers such as The Beatles, The Bee Gees, Elton John, Simon and Garfunkel, Michael Jackson, David Bowie, Genesis, Eric Clapton and U2 have performed at the stadium.

In addition to those events, Los Angeles has hosted Major League Baseball at its finest. Through 31 glorious years, some of the game's most memorable moments have taken place at Dodger Stadium.



WHERE, HOW TO PURCHASE LOS ANGELES DODGERS TICKETS

At Dodger Stadium:

Ticket Office

Order Line: (213) 224-1 HIT (as of March 8)

General Information: (213) 224-1400

1000 Elysian Park Avenue

Advance ticket office open

March – October

1750 Stadium Way adjacent

to Naval-Marine Center

Open Monday through Saturday

8:30 a.m. to 5:30 p.m.

TicketMaster

Music Plus, Robinsons-May and Tower

Phone: (213) 480-3232

By Mail:

Individual orders – Group orders

(30 or more)

Send checks or money orders, payable to –

Los Angeles Dodgers

Post Office Box 51100

Los Angeles, California 90051-0100

(Please add \$3 for handling and mailing

of each order)

Dodger Dollars (Gift Certificates):

Redeemable for Dodger tickets, souvenirs
and food concessions

Available in denominations of \$5, \$10

Dodger Ticket Office

Post Office Box 51100

Los Angeles, California 90051-0100

Dodgers' Ticket Prices – 1993:

Box Seats: \$11.00

Reserved Seats: \$8.00

Top Deck and Pavilion (reserved): \$6.00

Top Deck and Pavilion for children 12 years
of age and under: \$3.00 (when purchased at
the stadium one hour before game time)

DODGER STADIUM FENCES

Height of Fence: 8 feet

Left Field: 330 feet (101 meters)

Left Center Field: 385 feet (117 meters)

Center Field: 395 feet (120 meters)

Right Center Field: 385 feet (117 meters)

Right Field: 330 feet (101 meters)

DIAMOND VISION

The Dodgers installed an entirely new state-of-the-art 875-square-foot (25' by 35') video display system in 1991 that utilizes a higher resolution screen and advanced graphics to show replays, statistics and highlights of game action. The Dodgers' Mitsubishi Diamond Vision Mark III is virtually the same size and shape as the previous model, which was the first of its kind in existence when it debuted at Dodger Stadium on July 8, 1980 when the Dodgers hosted the 51st All-Star Game. The updated version, however, provides greater efficiency and improved picture quality.

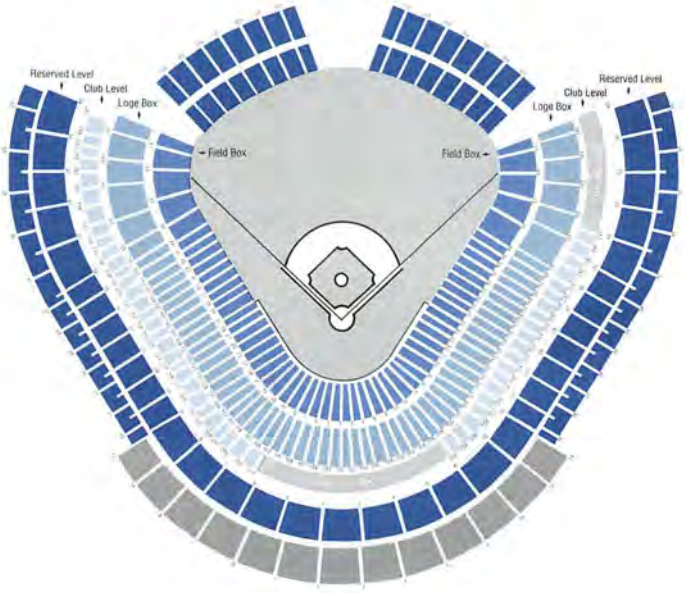
The control room, located in the press box area, has also been remodeled to feature the most modern broadcast equipment in existence. The production and editing facility utilizes three cameras, five video tape machines and high-tech special effects equipment. A team of 11 people is required to operate the system throughout each game.

Specially produced entertainment segments and news about the Dodgers, other major league teams and events throughout the world is also featured on the new screen.

Mitsubishi has been an innovator of video board systems for stadiums throughout the world, and the Dodgers have taken advantage of its technology to improve the popular Dodger Stadium landmark, re-creating larger-than-life action above left field.

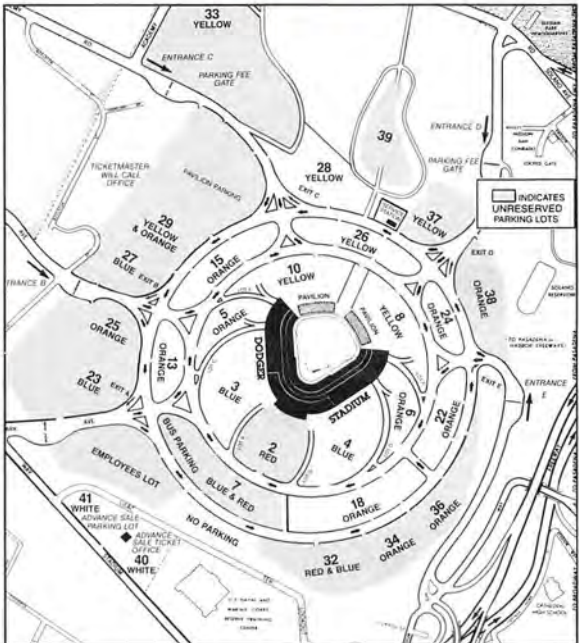
The scoreboard above right field and the auxiliary scoreboards behind first and third bases has also been replaced with models manufactured by Fair-Tron. Although electronically modernized, they are exact replicas.

DODGER STADIUM SEATING DIAGRAM Left and Right Field Pavilion



Top Deck

PARKING LOT MAP



LOS ANGELES DODGERS 1992 HOME ATTENDANCE

No.	Games	Date	Day	Opponent	Dates	Attendance	Series	Season
1		4/6	Mon.	San Francisco	1	49,018*		49,018
2		4/7	Tue.	San Francisco	2	41,117	90,135	90,135
3		4/16	Thur.	Atlanta	3	40,089		130,224
4		4/17	Fri.	Atlanta	4	47,771		177,995
5		4/18	Sat.	Atlanta	5	46,851		224,846
6		4/19	Sun.	Atlanta	6	37,145	171,856	261,991
7		4/20	Mon.	Cincinnati	7	31,068		293,059
8		4/21	Tue.	Cincinnati	8	34,545		327,604
9		4/22	Wed.	Cincinnati	9	34,924	100,537	362,528
10		4/27	Mon.	St. Louis	10	42,902		405,430
11		4/28	Tue.	St. Louis	11	26,940	69,842	432,370
12		4/29	Wed.	Philadelphia	12	36,639	36,639	469,009
13		5/15	Fri.	New York	13	41,222		510,231
14		5/16	Sat.	New York	14	44,873		555,104
15		5/17	Sun.	New York	15	37,187	123,282	592,291
16		5/18	Mon.	Chicago	16	28,700		620,991
17		5/19	Tue.	Chicago	17	34,471		655,462
18		5/20	Wed.	Chicago	18	31,675	94,846	687,137
19		5/22	Fri.	Pittsburgh	19	33,888		721,025
20		5/23	Sat.	Pittsburgh	20	39,910		760,935
21		5/24	Sun.	Pittsburgh	21	36,407	110,205	797,342
22		6/4	Thur.	Cincinnati	22	30,183		827,525
23		6/5	Fri.	Cincinnati	23	39,176		866,701
24		6/6	Sat.	Cincinnati	24	45,813		912,514
25		6/7	Sun.	Cincinnati	25	45,799*	160,971	958,313
26		6/8	Mon.	Atlanta	26	29,799		988,112
27		6/9	Tue.	Atlanta	27	33,387		1,021,499
28		6/10	Wed.	Atlanta	28	28,241	91,427	1,049,740
29		6/25	Thur.	Houston	29	31,632		1,081,372
30		6/26	Fri.	Houston	30	33,380		1,114,752
31		6/27	Sat.	Houston	31	36,219		1,150,971
32		6/28	Sun.	Houston	32	26,260	127,491	1,177,231
33		6/29	Mon.	San Diego	33	39,264		1,216,495
34		6/30	Tue.	San Diego	34	27,858		1,244,353
35		7/1	Wed.	San Diego	35	22,324	89,446	1,266,677
36		7/2	Thur.	Philadelphia	36	46,026		1,312,703
37		7/3	Fri.	Philadelphia		—		—
38			Fri.	Philadelphia	37	34,713		1,347,416
39		7/4	Sat.	Philadelphia	38	44,418*		1,391,834
40		7/5	Sun.	Philadelphia	39	31,024	156,181	1,422,858
41		7/6	Mon.	Montreal		—		—
42			Mon.	Montreal	40	34,169		1,457,027
43		7/7	Tue.	Montreal		—		—
44			Tue.	Montreal	41	26,511		1,483,538
45		7/8	Wed.	Montreal		—		—
46			Wed.	Montreal	42	27,601	88,281	1,511,139
47		7/9	Thur.	St. Louis	43	31,359		1,542,498
48		7/10	Fri.	St. Louis	44	32,036		1,574,534
49		7/11	Sat.	St. Louis	45	34,816		1,609,350
50		7/12	Sun.	St. Louis	46	31,020	129,231	1,640,370
51		7/30	Thur.	San Diego	47	35,961		1,676,331
52		7/31	Fri.	San Diego	48	33,066		1,709,397
53		8/1	Sat.	San Diego	49	33,078		1,742,475
54		8/2	Sun.	San Diego	50	34,584	136,689	1,777,059
55		8/4	Tue.	Houston	51	25,195		1,802,254
56		8/5	Wed.	Houston	52	33,949	59,144	1,836,203
57		8/14	Fri.	San Francisco	53	33,606		1,869,809
58		8/15	Sat.	San Francisco	54	35,557		1,905,366
59		8/16	Sun.	San Francisco	55	27,477		1,932,843
60		8/17	Mon.	San Francisco	56	25,561	122,201	1,958,404

DODGERS 1992 HOME ATTENDANCE (Continued)

No.	Games	Date	Day	Opponent	Dates	Attendance	Series	Season
61		8/18	Tue.	New York	57	25,295		1,983,699
62		8/19	Wed.	New York	58	26,627		2,010,326
63		8/20	Thur.	New York	59	25,916	77,838	2,036,242
64		8/21	Fri.	Chicago	60	29,488		2,065,730
65		8/22	Sat.	Chicago	61	42,091		2,107,821
66		8/23	Sun.	Chicago	62	27,894	99,473	2,135,715
67		8/24	Mon.	Pittsburgh	63	21,991		2,157,706
68		8/25	Tue.	Pittsburgh	64	24,170		2,181,876
69		8/26	Wed.	Pittsburgh	65	25,006	71,167	2,206,882
70		9/9	Wed.	San Diego	66	22,067		2,228,949
71		9/10	Thur.	San Diego	67	17,377	39,444	2,246,326
72		9/11	Fri.	San Francisco	68	23,865		2,270,191
73		9/12	Sat.	San Francisco	69	26,343		2,296,534
74		9/13	Sun.	San Francisco	70	23,265	73,473	2,319,799
75		9/21	Mon.	Atlanta	71	19,822		2,339,621
76		9/22	Tue.	Atlanta	72	21,122	40,944	2,360,743
77		9/23	Wed.	Cincinnati	73	17,688		2,378,431
78		9/24	Thur.	Cincinnati	74	18,707	36,395	2,397,138
79		9/25	Fri.	Houston	75	25,551		2,422,689
80		9/26	Sat.	Houston	76	17,981		2,440,670
81		9/27	Sun.	Houston	77	32,596	76,128	2,473,266

*Denotes sellout

LOS ANGELES DODGERS HOME AND ROAD ATTENDANCE TOTALS

Year	Home	Road	Totals
1958	1,845,556	1,160,807	3,006,363
1959	2,071,045	1,294,229	3,365,274
1960	2,253,887	1,380,121	3,634,008
1961	1,804,250	1,249,762	3,054,012
1962	2,755,184	1,593,665	4,348,849
1963	2,538,602	1,834,842	4,373,444
1964	2,228,751	1,562,734	3,791,485
1965	2,553,577	1,918,669	4,472,246
1966	2,617,029	2,141,212	4,758,241
1967	1,664,362	1,363,072	3,027,434
1968	1,581,093	2,221,463	3,802,556
1969	1,784,527	1,452,790	3,237,317
1970	1,697,142	1,337,513	3,034,655
1971	2,064,594	1,612,453	3,677,047
1972	1,860,858	1,440,746	3,301,604
1973	2,136,192	1,533,268	3,669,460
1974	2,632,474	1,856,296	4,488,770
1975	2,539,349	1,702,150	4,241,499
1976	2,386,301	1,524,059	3,910,360
1977	2,955,087	1,974,298	4,929,385
1978	3,347,845	2,146,359	5,494,204
1979	2,860,954	2,081,745	4,942,699
1980	*3,249,287	2,062,369	*5,311,656
1981	2,381,292	1,210,884	3,592,176
1982	** 3,608,881	2,250,191	** 5,859,072
1983	3,510,313	2,237,213	5,747,526
1984	3,134,824	1,934,559	5,069,383
1985	3,264,593	1,941,348	5,205,941
1986	3,023,208	2,076,746	5,099,954
1987	2,797,409	2,120,811	4,921,220
1988	2,980,262	2,155,348	5,135,610
1989	2,944,653	2,169,018	5,113,671
1990	3,002,396	2,116,857	5,119,253
1991	3,348,170	2,487,408	5,835,578
1992	2,473,266	2,193,909	4,667,175
Totals	89,897,213	63,338,914	153,236,127

*1980 attendance includes non-game playoff. **National League Record. Bold indicates all-time Dodger High

Note: 1974, 1977, 1978, 1981, 1983, 1985 and 1988 attendance does not include Championship Series.

**RECORD CROWDS AT DODGER STADIUM
TOP TEN REGULAR SEASON GAMES**

	Crowd	Date	Club	Score	Day-Time
1.	55,185	July 28, 1973	San Francisco	0-5	Sat-D
2.	55,110	June 26, 1970	San Diego	4-1	Fri-N
3.	54,993	Sept. 7, 1966	San Francisco	2-3 (12)	Wed-N
4.	54,978	Aug. 29, 1963	San Francisco	11-1	Thurs-N
5.	54,858	Aug. 31, 1963	San Francisco	3-4 (12)	Sat-N
6.	54,849	Aug. 30, 1963	San Francisco	3-1	Fri-N
7.	54,769	Sept. 5, 1966	San Francisco	4-1	Mon-D
8.	54,567	June 18, 1966	San Francisco	3-2	Sat-N
9.	54,510	Sept. 16, 1966	Pittsburgh	5-1	Fri-N
10.	54,418	Sept. 3, 1962	San Francisco	3-7	Mon-D

TOP TEN WORLD SERIES, CHAMPIONSHIP & DIVISION SERIES GAMES

	Crowd	Date	Club	Score	Day-Time
1.	56,242	Oct. 24, 1981	New York Yankees	8-7	Sat-D
2.	56,236	Oct. 23, 1981	New York Yankees	5-4	Fri-D
3.	56,115	Oct. 25, 1981	New York Yankees	2-1	Sun-D
4.	56,051	Oct. 16, 1988	Oakland Athletics	6-0	Sun-D
5.	55,997	Oct. 10, 1978	New York Yankees	11-5	Tue-D
6.	55,995	Oct. 15, 1977	New York Yankees	2-4	Sat-D
7.	55,992	Oct. 14, 1977	New York Yankees	3-5	Fri-D
8.	55,989	Oct. 13, 1974	Oakland Athletics	3-2	Sun-D
9.	55,985	Oct. 17, 1978	New York Yankees	2-7	Tues-D
10.	55,983	Oct. 10, 1981	Houston Astros*	2-1	Sat-D
	55,983	Oct. 15, 1988	Oakland Athletics	5-4	Sat-N

*Division Series

DODGER STADIUM ATTENDANCE HIGHS

	Day	Night	Doubleheader
Monday:	54,769 San Francisco Sept. 5, 1966	53,652 Cincinnati May 17, 1976	50,997 Cincinnati May 31, 1965
Tuesday:	52,564 Cincinnati April 10, 1962	54,365 Philadelphia July 26, 1966	47,966 Philadelphia July 26, 1977
Wednesday:	45,693 San Francisco Oct. 3, 1962*	54,993 San Francisco Sept. 7, 1966	47,271 San Diego June 30, 1982
Thursday:	51,022 San Francisco April 7, 1977	54,978 San Francisco Aug. 29, 1963	24,397 San Diego Sept. 25, 1986
Friday:	46,910 San Francisco April 12, 1985	55,110 San Diego June 26, 1970	40,740 St. Louis Aug. 25, 1967
Saturday:	52,636 Cincinnati May 28, 1977	55,185 San Francisco July 28, 1973	52,831 Cincinnati June 23, 1973
Sunday:	54,292 San Francisco July 29, 1962	47,533 San Francisco Sept. 29, 1991	53,856 Cincinnati July 7, 1963

*Playoff

**L.A. Dodger Milestone Victories
(Regular Season)**

No.	Date	Opponent	Score
1	April 16, 1958	San Francisco	13-1
500	August 7, 1963	Chicago	3-1
1,000	July 8, 1969	Atlanta	4-3
2,000	July 28, 1980	Chicago	3-2
3,000	August 13, 1992	Cincinnati	4-3

DODGER STADIUM SERIES HIGHS

Two-Game Series

1.	106,419	San Francisco Giants	June 10-11, 1963
2.	106,121	Cincinnati Reds	May 17-18, 1976
3.	104,922	San Diego Padres	April 13-14, 1976
4.	102,427	Cincinnati Reds	Sept. 14-15, 1977
5.	95,783	Atlanta Braves	Sept. 29-30, 1982

Three-Game Series

1.	162,122	San Francisco Giants	Sept. 5-6-7, 1966
2.	158,580	Cincinnati Reds	May 27-28-29, 1977
3.	158,410	San Francisco Giants	June 17-18-19, 1966
4.	158,372	San Francisco Giants	May 1-2-3, 1964
5.	157,615	San Francisco Giants	July 27-28-29, 1962

Four-Game Series

1.	218,948	San Francisco Giants	Aug. 29-30-31, Sept. 1, 1963
2.	214,643	San Francisco Giants	Sept. 3-4-5-6, 1962
3.	207,618	Cincinnati Reds	Aug. 8-9-10-11, 1977
4.	207,570	San Francisco Giants	Aug. 10-11-12-13, 1978
5.	202,997	Atlanta Braves	Aug. 5-6-7-8, 1983

Big Weekends

1.	164,685	San Francisco Giants	Aug. 30-31, Sept. 1, 1963
2.	158,580	Cincinnati Reds	May 27-28-29, 1977
3.	158,410	San Francisco Giants	June 17-18-19, 1966
4.	157,985	San Francisco Giants	July 4-5-6, 1975
5.	157,423	Cincinnati Reds	Sept. 13-14-15, 1974

CLUB-BY-CLUB ATTENDANCE RECORDS

Team	2-Game Series	3-Game Series	4-Game Series
Atlanta Braves	95,783 Sept. 29-30-1982	148,223 Sept. 20-22, 1991	202,997 Aug. 5-8, 1982
Chicago Cubs	94,400 May 14-15, 1985	150,016 Aug. 27-29, 1982	185,249 July 15-18, 1965
Cincinnati Reds	106,121 May 17-18, 1976	158,580 May 27-29, 1977	207,618 Aug. 8-11, 1977
Houston Astros	94,446 July 10-11, 1980	152,936 April 9, 11-12, 1981	199,193 Oct. 3-6, 1980
Montreal Expos	77,048 June 18-19, 1980	146,225 April 30-May 2, 1982	135,130 Aug. 29-31, (2) 1980
New York Mets	72,160 July 24-25, 1977	151,606 May 15-17, 1981	188,758 June 2-5, 1983
Philadelphia Phillies	90,278 May 6-7, 1977	149,845 July 19-21, 1974	188,871 Aug. 24-27, 1978
Pittsburgh Pirates	82,290 Aug. 1-2, 1962	147,878 May 16-18, 1980	183,390 June 20-23, 1991
St. Louis Cardinals	78,892 April 3, 5, 1984	152,816 Aug. 20-22, 1963	185,368 July 18-21, 1985
San Diego Padres	104,922 April 13-14, 1976	153,555 April 15-17, 1983	189,233 April 19-22, 1984
San Francisco Giants	106,429 June 10-11, 1963	162,122 Sept. 5-7, 1966	218,948 Aug. 29-31, Sept. 1, 1963

THE TOP 50 NATIONAL LEAGUE ATTENDANCE MARKS

The Los Angeles Dodgers drew 2,473,266 fans in 81 home games during the 1992 season marking the 20th straight season the Dodgers have totaled at least two million home fans in a season (1973-92). The Dodgers have also reached the two million mark 28 times – the most by any Major League team. The Dodgers established a National League record in 1982 with 3,608,881 fans and also had the third largest total ever in 1991 with 3,348,170 guests. Los Angeles has topped the three million fan total nine times. The other years include 1978 (3,347,845), 1980 (3,249,287), 1983 (3,510,313), 1984 (3,134,824), 1985 (3,264,593), 1986 (3,023,208) and 1990 (3,002,396). The Dodgers became the first team to play before five million fans total – home and road – in 1978 as the total reached 5,494,204. The Dodgers have since accomplished this figure 10 more times as they have attracted a record 5,859,072 fans in 1982 as well as 5,747,526 in 1983, 5,311,656 in 1980, 5,069,383 in 1984, 5,205,941 in 1985, 5,099,954 in 1986, 5,135,610 in 1988, 5,113,671 in 1989, 5,119,253 in 1990 and 5,835,578 in 1991. The Dodgers have averaged more than 2.5 millions fans a season since coming to Los Angeles in 1958. The Dodgers hit the million mark in 22 dates in 1981, the two million mark in 46 dates in 1982 and the three million mark in 67 dates in 1982 – all three establishing Major League records. The Toronto Blue Jays, of the American League, set the all-time Major League Baseball attendance record, with 4,028,318 fans in 1992. Attendance in the National League counts the number of fans in attendance, and the American League counts total tickets sold. The top 50 National League home attendance marks:

1. Los Angeles	3,608,881	1982	26. Philadelphia	2,700,070	1977
2. Los Angeles	3,510,313	1983	27. N.Y. Mets	2,697,479	1970
3. Los Angeles	3,348,170	1991	28. St. Louis	2,662,875	1985
4. Los Angeles	3,347,845	1978	29. Philadelphia	2,651,650	1980
5. Los Angeles	3,264,593	1985	30. Los Angeles	2,632,474	1974
6. Los Angeles	3,249,287	1980	31. Cincinnati	2,629,708	1976
7. Los Angeles	3,134,824	1984	32. Los Angeles	2,617,029	1966
8. St. Louis	3,082,000	1989	33. Philadelphia	2,582,389	1978
9. Atlanta	3,077,400	1992	34. St. Louis	2,573,225	1990
10. St. Louis	3,072,122	1987	35. Los Angeles	2,553,577	1965
11. N.Y. Mets	3,055,445	1988	36. Los Angeles	2,539,349	1975
12. N.Y. Mets	3,034,124	1987	37. Los Angeles	2,538,602	1963
13. Los Angeles	3,023,208	1986	38. Cincinnati	2,532,497	1978
14. Los Angeles	3,002,396	1990	39. Cincinnati	2,519,670	1977
15. Los Angeles	2,980,262	1988	40. Chicago Cubs	2,491,942	1989
16. Los Angeles	2,955,087	1977	41. Philadelphia	2,480,150	1976
17. Los Angeles	2,944,653	1989	42. Los Angeles	2,473,266	1992
18. N.Y. Mets	2,918,710	1989	43. St. Louis	2,471,817	1986
19. St. Louis	2,892,799	1988	44. St. Louis	2,448,699	1991
20. Los Angeles	2,860,954	1979	45. St. Louis	2,418,483	1992
21. Los Angeles	2,797,409	1987	46. Cincinnati	2,400,892	1990
22. Philadelphia	2,775,011	1979	47. Los Angeles	2,386,301	1976
23. N.Y. Mets	2,762,417	1986	48. Los Angeles	2,381,292	1981
24. Los Angeles	2,755,184	1962	49. Philadelphia	2,376,394	1982
25. N.Y. Mets	2,751,437	1985	50. Cincinnati	2,372,377	1991

Pronunciation Guide

Amalfitano (uh-mal-fuh-TAWN-oh)
 Astacio (a-STA-see-oh)
 Bournigal (BORE-na-gull)
 Bustillos (boo-STEE-yose)
 Candiotti (KAN-dee-ah-tee)
 Cresse (CRESS-se)
 Hansell (HAN-sull)
 Hershisier (hersh-HYZ-er)

Karros (CARE-us)
 Nichtig (NICK-teen)
 Perranoski (pair-uh-NOSS-kee)
 Piazza (pee-AH-za)
 Pye (Pie)
 Wakamatsu (wah-kah-MOT-sue)
 Worrell (Wore-RELL)

DODGER STADIUM RAINOUTS

The Los Angeles Dodgers have been rained out 15 times at Dodger Stadium since 1962. During the 1988 season, the Dodgers were rained out on three consecutive days for the first time since moving to Dodger Stadium. Prior to 1976, the Dodgers were washed out only once – on April 21, 1967, versus the St. Louis Cardinals. The 1967 rainout ended a streak of 737 consecutive games at Dodger Stadium without a postponement. The second rainout on April 12, 1976, stopped a string of 724 straight games. The Dodgers begin the 1993 season with a streak of 318 games without a rainout at Dodger Stadium.

RAINOUTS BY MONTH

Month:	April	May	June	July	Aug.	Sept.	Oct.
Number of Rainouts:	7	2	0	0	2	4	0
* Avg. Monthly Rain in L.A.:	1.17"	0.23"	0.03"	**	0.12"	0.27"	0.21"

* Average is for years 1951-1992 based on readings at the Civic Center

** Less than 0.02 inches on average


The 15 Rainouts:

1. April 21, 1967 vs. St. Louis
2. April 12, 1976 vs. San Diego
3. September 10, 1976 vs. Atlanta
4. September 11, 1976 vs. Atlanta
5. May 8, 1977 vs. Philadelphia
6. May 9, 1977 vs. Philadelphia
7. August 17, 1977 vs. San Francisco
8. April 15, 1978 vs. Atlanta
9. September 5, 1978 vs. San Francisco
10. April 11, 1982 vs. San Diego
11. August 18, 1983 vs. New York
12. September 24, 1986 vs. San Diego
13. April 19, 1988 vs. San Diego
14. April 20, 1988 vs. San Diego
15. April 21, 1988 vs. San Diego

Spring Training**Last Time the Dodgers Played:**

Opponent	Year	Date	Site
Atlanta Braves	1992	March 28	West Palm Beach
Baltimore Orioles	1991	March 27	Vero Beach
Boston Red Sox	1992	March 20	Vero Beach
California Angels	1992	April 5	Los Angeles
Chicago Cubs	1979	April 3	Mesa, AZ
Chicago White Sox	1984	March 22	Vero Beach
Cincinnati Reds	1992	March 27	Vero Beach
Cleveland Indians	1968	April 7	San Diego
Detroit Tigers	1992	March 14	Lakeland
Houston Astros	1992	March 31	Vero Beach
Kansas City Royals	1992	March 30	Baseball City
Milwaukee Brewers	1991	March 17	Monterrey, Mexico
Minnesota Twins	1990	March 26	Orlando
Montreal Expos	1992	March 25	Vero Beach
New York Mets	1992	March 29	Vero Beach
New York Yankees	1992	April 1	Vero Beach
Oakland A's	1991	March 23	New Orleans
Philadelphia Phillies	1991	March 22	Clearwater
Pittsburgh Pirates	1983	March 25	Bradenton
St. Louis Cardinals	1991	March 21	St. Petersburg
San Diego Padres	-----	-----	-----
San Francisco Giants	1981	April 6	Phoenix, AZ
Seattle Mariners	1980	April 8	Seattle, WA
Texas Rangers	1986	March 28	Pompano Beach
Toronto Blue Jays	1985	March 30	Dunedin

Media Information



Fernando Valenzuela, 1981



LOS ANGELES DODGERS MEDIA INFORMATION

LOS ANGELES DODGERS PUBLICITY

1000 Elysian Park Avenue • Los Angeles, CA 90012-1199

Office: (213) 224-1301

Fax: (213) 224-1459

Jay Lucas, Director, Publicity
Charles Harris, Assistant Director, Publicity
Vicky Johnson, Assistant, Library Coordinator
Ruth Ruiz, Assistant, Media Relations
Susan Teel, Assistant, Publicity
Dave Tuttle, Assistant, Baseball Information
Mike Vizvary, Assistant, Special Projects
John Olguin, Archivist

Clubhouse: Both the Dodgers and visiting team clubhouses are located on level one (dugout level). The Dodger dugout is located on the third base side. Only credentialed media with clubhouse access will be admitted. The training room is closed to all media except players and Dodger officials.

Credentials: Credentials will be issued only to accredited media. Season credentials will be issued only to those news agencies that cover the Dodgers on a daily basis. Requests for all regular season Dodger home games should be made in writing on company letterhead from the sports editor-producer to Jay Lucas, Director of Publicity. All requests for a night game should be made by 10 a.m. the day of the game and 24 hours in advance for all games. Credential requests for weekend games should be made by 5 p.m. on that Friday. Credentials can be picked up at Gate A, the parking entrance at the intersection of Elysian Park Avenue and Stadium Way. Proper identification is required. Credentials must be displayed at all times. *No autographs* permitted on the field or in the clubhouse.

Elevators: Located directly behind

home plate. Escalators are available from the club level (main press box). If you take the escalators, go two levels to the field level and make a left turn. First exit door on your left will lead you to one flight of stairs down to the Dodger clubhouse.

Field: Only credentialed media with field access will be allowed on the field. All media must clear the field 45 minutes prior to game time.

Game Notes: Game notes and statistics will be available in the main press box prior to game time. Quotes, statistics, a box score and play-by-play sheets will be available after the game.

Photographers: Photographers are not allowed on the field during the game at any time. Photo wells are located at each end of the home and visiting dugouts. Special arrangements for use of the press box level positions can be made through the publicity office.

Press Box: The main press box is located on level 5 (club level) directly behind home plate. Media may enter through parking lots A, B and 5. The media dining area, located in the main press box, is open two hours prior to game-time. Beverages and snacks are available during and after the game.

Telephones: Six charge-a-call phones are located in the main press box.

Tickets: Complimentary media tickets must be requested by 1 p.m. for a night game, 24 hours in advance for a day game, and by 2 p.m. on Friday for weekend games, subject to availability. Tickets can be picked up at the will call window in parking lot 5. Proper identification is required. The will call window opens 90 minutes prior to the game.

VIN SCULLY

One of the most recognizable personalities in sports broadcasting, Vin Scully begins his 44th season as the voice of the Dodgers, the longest service and the longest consecutive service of any current major league broadcaster for one team.



Scully began his broadcasting career at Fordham University announcing Fordham baseball, basketball and football games over the school's radio station. He was also a Fordham outfielder for two seasons. Just a year after graduating from college, Scully joined the Dodger broadcasting team in Brooklyn in 1950, merging with Hall of Fame announcer Red Barber and Connie Desmond.

Scully is a master of the English language and a favorite of Dodger

fans, who in 1976, voted him the "Most Memorable Personality" in L.A. Dodger history. From New York to Los Angeles and everywhere in between, Scully has covered many of baseball's thrilling games, moments and achievements. Among them are:

- ◆ Three perfect games. (Don Larsen-1956, Sandy Koufax-1965, Dennis Martinez-1991)
- ◆ 15 no-hitters.
- ◆ Johnny Podres' shutout of the Yankees in Game 7 of the 1955 World Series giving the Dodgers their first World Championship.
- ◆ The Dodgers' first game in Los Angeles in 1958.
- ◆ 18-strikeout games by Sandy Koufax in 1959 and 1962 and Ramon Martinez in 1990.
- ◆ The Yankee-Dodger exhibition game honoring Roy Campanella before a major league record 93,103 fans in the Los Angeles Coliseum.
- ◆ The Dodgers' playoff win in 1959 over the Milwaukee Braves and World Series victory over the Chicago White Sox to give them their first World Championship in L.A.
- ◆ The Dodgers sweeping the New York Yankees in the 1963 World Series.
- ◆ Dodger World Championship teams of 1965, 1966, 1981 and 1988.
- ◆ Don Drysdale's scoreless inning streak in 1968.
- ◆ Hank Aaron's 715th career home run in 1974.
- ◆ Orel Hershiser's 59 consecutive scoreless innings in 1988.
- ◆ Kirk Gibson's dramatic game-winning home run in Game 1 of the 1988 World Series.

In addition to his work on Dodger baseball, Scully currently announces the World Series for the CBS Radio Network. He has broadcast 12 World Series and six All-Star Games for television. He worked for NBC for seven years covering baseball and golf.

Scully's play-by-play descriptions have earned him numerous honors and accolades. His most coveted was in 1982 when he joined his mentor, Red Barber, in the broadcast wing of the Baseball Hall of Fame as he was selected as the recipient of the Ford C. Frick Award. This past December, Scully was inducted into the American Sportscasters Hall of Fame. Here are some other honors which he has received:

- ◆ Named outstanding sportscaster in the nation four times by the National Sportscasters and Sportswriters Association
- ◆ Named California Sportscaster of the Year 19 times, including 1992.
- ◆ "Look" Magazine Award for outstanding coverage of the 1959 World Series.
- ◆ "Broadcaster of the Year" in 1984 by the Southern California Broadcasters Association.
- ◆ "Sportscaster of the Year" in 1985 by the American Sportscasters Association.
- ◆ "Ronald Reagan Media Award" from the United States Sports Academy in 1987.

- ◆ "1991 and 1992 Sportscaster of the Year" by the Southern California Sports Broadcasters Association.
- ◆ "1991 Radio Play-by-Play Award" by the Southern California Sports Broadcasters Association.
- ◆ 1992 Los Angeles Area Governors Emmy Award by the Board of Governors of the Academy of Television Arts and Sciences for his special contribution to television in Los Angeles.
- ◆ "Voice of Vision" award at the 1992 Vision Awards for his "incredible gift of painting vivid word pictures so those without sight can also see Dodger baseball."
- ◆ Had a star placed on the Hollywood Walk of Fame in 1982.

DON DRYSDALE

Don Drysdale begins his sixth season at the mike with the Dodgers and his 23rd announcing Major League Baseball. Following his Hall of Fame pitching career with the Dodgers from 1956-69, he broadcast for Montreal (1970-71), Texas (1972), California (1973-1979, '81) and the Chicago White Sox (1982-87), while also calling games for ABC for 10 years. He joined the Dodger radio-TV crew in 1988.



"Big D" was elected to Baseball's Hall of Fame on Aug. 12, 1984. He compiled a 209-167 lifetime record and a 2.95 ERA (sixth best in Dodger history), posting 12 seasons of double figures in wins. He played in five World Series and was a member of the Dodger World Championship teams in 1959, 1963 and 1965. Drysdale was selected to 10 National League All-Star teams and set major league records of six consecutive shutouts and 58 consecutive scoreless innings in 1968, the former which he still holds. He was on hand to announce and later interview Dodger Orel Hershiser when he broke Drysdale's consecutive scoreless inning streak with 59 straight shutout innings in 1988. Drysdale's finest season was 1962, when he was 25-9 with a 2.83 ERA and had 232 strikeouts in 314.1 innings, earning him the N.L. Cy Young Award along with *The Sporting News* Co-Major League Player of the Year and N.L. Pitcher of the Year honors. He ranks among the All-Time Top 10 Dodger leaders in every pitching category and his uniform No. 53 was retired by the Dodgers on July 1, 1984. He wore one of only eight numbers retired by the Dodgers.

His wife, Ann Meyers Drysdale, is a former All-America basketball player from UCLA and is a broadcaster on CBS' NCAA Basketball and on Prime Ticket. In February, 1993, she was elected into the Basketball Hall of Fame.

ROSS PORTER

Now in his 17th season as a member of the Dodger broadcast team, Ross Porter set a major league record for the longest consecutive play-by-play by one announcer when he called the action of a 22-inning game between the Dodgers and Expos on Aug. 23, 1989. He worked the six-hour and 14-minute game alone in Montreal. Since the first broadcast of a major league game in 1922, there have been only six games longer than 22 innings. Porter's broadcast was the only time one person has announced that many innings. For that broadcast, Porter was honored last year with a Special Achievement Award by the Southern California Sports Broadcasters Association. This year the SCSBA honored him as the top radio talk show host.



Porter broadcast the 1977 and 1978 World Series on CBS Radio to a worldwide network of more than 600 stations, he also broadcast the 1988 World Series for Dodger flagship station KABC, and announced the 1984 National League Championship Series for the CBS Radio Network. Prior to joining the Dodgers in 1977, Porter spent 10 years as a sportscaster for KNBC-TV in Los Angeles, winning many honors for his nightly programs, including an Emmy. A play-by-play announcer

since he was 14, Porter is a graduate of the University of Oklahoma. He broadcast NFL games for NBC-TV for seven years and currently broadcasts some games for UNLV basketball. Porter is the only announcer to broadcast the games of a World Series champion (Dodgers, 1981 and 1988) and an NCAA basketball champion (UNLV, 1990). Porter also has one of the 21 votes to determine the winner of the Jim Thorpe Award, given annually to the top defensive back in college football. He is the host of KABC Dodgertalk pre- and postgame shows for which he earned the Tom Harmon Award for Radio Sports Anchor in 1992 by the SCSBA.

JAIME JARRIN

"The Spanish Voice of the Dodgers," Jaime Jarrin embarks on his 35th season covering the team, dating back to 1959. He has been the No. 1 man in the booth since 1973. Jaime Jarrin was honored in his native



Ecuador in January 1992 with the highest medal of honor to non-military personnel, the La Gran Cruz al Merito en El Grado de Comendado. In 1990, he was named by Hispanic Business Magazine as one of the Top 100 Influential Hispanics in the United States. He was the first Latin American to win The Golden Mike Award in 1970 and 1971.

Jarrin was in charge of all Spanish radio coverage and production of the 23rd Olympic Games in Los Angeles in 1984. He has traveled the globe

broadcasting world championship boxing matches, calling over 30 title bouts for radio and television throughout Latin America. Jarrin is also a member of the CBS Hispanic Radio Network, broadcasting the All-Star Game, League Championship Series and World Series. He is vice president, News and Sports, of Lotus Broadcasting Corp., whose station KWKW is the flagship station of the Dodgers' Spanish radio network.

Jarrin studied philosophy, letters, journalism and broadcasting at Central University of Ecuador in Quito. Jarrin's son, Jorge, covers traffic for the Dodger English-language flagship station KABC radio.

RENE CARDENAS

A pioneer on the Dodgers' first Spanish broadcasts from 1958-61, René Cardenas begins his 16th season and second tour of duty in the Dodgers' Spanish broadcast booth. He rejoined the club in 1982 and



was reunited with Jaime Jarrin, with whom he had worked in his earlier stint with the Dodgers.

Cardenas left the team after the 1961 season to become the director of the Spanish network and all broadcast operations for the Houston Astrodome. After 15 years of handling Spanish broadcasts for the Astros, Cardenas returned to his native Managua, Nicaragua, where he worked in radio and television. He announced baseball and covered various championship boxing matches

throughout the world. Because of political unrest in Nicaragua, Cardenas and his wife, Jilma, were forced to flee the country in 1979 and returned to Houston. In 1981, Cardenas worked the Spanish broadcasts for the Texas Rangers and served as program manager for a Houston Spanish radio station, a position he held until he rejoined the Dodgers. His player interviews during the 1988 World Series were heard nationally over the Univision National Network of Spanish language TV stations. Last year, Cardenas was honored with an award by the Nicaraguan government for his part in the development of

RADIO BROADCASTS: All Dodger games may be heard over the Dodger radio network. Vin Scully, Don Drysdale and Ross Porter call all the action over KABC (790 AM). Jaime Jarrin and Rene Cardenas handle the play-by-play for all games in Spanish on KWKW (1330 AM). Dave Van de Walker coordinates the KABC Dodger radio network.

LOS ANGELES DODGERS RADIO NETWORK

Station	On Dial	City	Station	On Dial	City
KABC	790	Los Angeles	KAVL	610	Lancaster
KWKW	1330	* Los Angeles	KDWN	720	Las Vegas, NV
KNZR	1560	Bakersfield	KDOL	1280	+* Las Vegas/Henderson, NV
KCHJ	1010	* Bakersfield	KOXR	910	* Oxnard
KIQQ	1310	Barstow/Victorville	KCMJ	1140	Palm Springs
KROP	1300	Brawley	KLOA	1240	Ridgecrest
KICO	1490	* Calexico	KVEC	920	San Luis Obispo
KAKT	92.7	** Colton	KTMS	1250	Santa Barbara
KVNA	690	Flagstaff, AZ	KUHL	1440	Santa Maria
KYVA	1230	+Gallup, NM	KNFT	950	+Silver City, NM
KJAA	1240	Globe, AZ	KTKT	990	Tucson, AZ
KMSL	1450	+Great Falls, MT	KVEN	1450	Ventura
KHSJ	1320	Hemet	KEYX	1400	Visalia
KVVQ	910	Hesperia	WSTA	1340	+St. Thomas, VI
KUAU	1570	+Haiku, Maui, HI	WAXE	1370	+Vero Beach, FL
KGU	760	+Honolulu, HI			

*Spanish +Selected Games **All stations are on AM radio dial except KAKT 92.7 on FM radio dial.

1993 KTLA CHANNEL 5 DODGERS SCHEDULE

SPRING TRAINING

Day	Date	Opponent	Time
Sunday	March 14	N.Y. Mets @ Vero Beach	10:00 a.m.
Friday	March 19	Blue Jays @ Toronto	4:30 p.m.
Sunday	March 21	Florida @ Vero Beach	10:00 a.m.
Sunday	March 28	Montreal @ Vero Beach	10:00 a.m.

REGULAR SEASON

Day	Date	Opponent	Time
Monday	April 5	@ Florida	11:00 a.m.
Tuesday	April 6	@ Florida	4:30 p.m.
Thursday	April 8	@ Atlanta	4:30 p.m.
Friday	April 9	@ Atlanta	4:30 p.m.
Saturday	April 10	@ Atlanta	4:00 p.m.
Sunday	April 11	@ Atlanta	10:00 a.m.
Friday	April 23	@ Philadelphia	4:30 p.m.
Saturday	April 24	@ Philadelphia	4:00 p.m.
Sunday	April 25	@ Philadelphia	10:30 a.m.
Monday	April 26	@ New York	4:30 p.m.
Friday	May 7	@ San Francisco	7:30 p.m.
Sunday	May 9	@ San Francisco	1:00 p.m.
Monday	May 10	@ Chicago	5:00 p.m.
Friday	May 14	@ Houston	5:00 p.m.
Sunday	May 16	@ Houston	11:30 a.m.
Friday	May 28	@ Pittsburgh	4:30 p.m.
Sunday	May 30	@ Pittsburgh	10:30 a.m.
Monday	May 31	@ St. Louis	11:00 a.m.
Tuesday	June 1	@ St. Louis	5:30 p.m.
Friday	June 11	@ San Diego	7:00 p.m.
Saturday	June 12	@ San Diego	7:00 p.m.
Sunday	June 13	@ San Diego	1:00 p.m.
Monday	June 14	@ Colorado	6:00 p.m.
Tuesday	June 15	@ Colorado	6:00 p.m.
Friday	June 18	@ Cincinnati	4:30 p.m.
Saturday	June 19	@ Cincinnati	4:00 p.m.
Sunday	June 20	@ Cincinnati	11:00 a.m.
Friday	July 2	@ Montreal	4:30 p.m.
Saturday	July 3	@ Montreal	4:30 p.m.
Sunday	July 4	@ Montreal	10:30 a.m.
Monday	July 5	@ Philadelphia	4:30 p.m.
Thursday	July 8	@ New York	4:30 p.m.
Friday	July 9	@ New York	4:30 p.m.
Tuesday	July 27	@ San Francisco	7:30 p.m.

1993 KTLA CHANNEL 5 DODGERS SCHEDULE (Continued)

REGULAR SEASON

Day	Date	Opponent	Time
Sunday	August 1	@ Chicago	11:00 a.m.
Tuesday	August 3	@ Houston	5:00 p.m.
Tuesday	August 17	@ Atlanta	4:30 p.m.
Thursday	August 19	@ Atlanta	4:30 p.m.
Friday	August 20	@ St. Louis	5:30 p.m.
Saturday	August 21	@ St. Louis	5:00 p.m.
Sunday	August 22	@ St. Louis	11:00 a.m.
Thursday	Sept. 2	@ Pittsburgh	4:30 p.m.
Saturday	Sept. 4	@ Florida	4:00 p.m.
Sunday	Sept. 5	@ Florida	10:30 a.m.
Tuesday	Sept. 14	@ San Diego	7:00 p.m.
Saturday	Sept. 18	@ Colorado	6:00 p.m.

All times are Pacific and for start of Pregame Show

1993 CBS MAJOR LEAGUE BASEBALL SCHEDULE

Date	Air Time	Games
April 17	10:05 a.m.	New York @ Cincinnati
	10:05 a.m.	Chicago @ Boston
April 24	10:05 a.m.	Cincinnati @ Chicago
	10:15 a.m.	Florida @ Colorado
May 1	10:05 a.m.	St. Louis @ Atlanta
	10:05 a.m.	Minnesota @ Detroit
	10:05 a.m.	Milwaukee @ Texas
May 8	10:05 a.m.	Baltimore @ Toronto (National)
May 15	10:05 a.m.	Los Angeles @ Houston
	10:05 a.m.	New York @ Montreal
	10:05 a.m.	Boston @ Minnesota
May 22	10:05 a.m.	Oakland @ Chicago
	10:05 a.m.	Atlanta @ New York
	10:05 a.m.	California @ Texas
May 29	10:05 a.m.	Montreal @ Chicago
	10:05 a.m.	Los Angeles @ Pittsburgh
	10:05 a.m.	San Diego @ St. Louis
July 10	12:00 Noon	Chicago @ Baltimore
	12:00 Noon	Cincinnati @ Pittsburgh
	12:00 Noon	San Francisco @ Philadelphia
July 17	10:05 a.m.	Oakland @ New York
	10:05 a.m.	Houston @ St. Louis
	10:05 a.m.	Kansas City @ Toronto
July 24	12:00 Noon	New York @ Los Angeles
	12:00 Noon	Chicago @ Houston
	12:00 Noon	Baltimore @ Minnesota
July 31	10:05 a.m.	Atlanta @ Houston
	10:05 a.m.	Detroit @ Toronto
	10:05 a.m.	San Diego @ Cincinnati
August 7	10:05 a.m.	Chicago @ St. Louis
	10:05 a.m.	Boston @ Detroit
	10:05 a.m.	Pittsburgh @ New York
August 28	10:05 a.m.	Chicago @ Atlanta
	10:05 a.m.	Boston @ Kansas City
	10:05 a.m.	California @ Milwaukee
September 18	TBA	Wildcard
	TBA	Wildcard
September 25	TBA	Wildcard
	TBA	Wildcard
October 2	TBA	Wildcard
	TBA	Wildcard

Times listed for first pitch are Pacific Time Zone.

1993 ESPN SUNDAY NIGHT BASEBALL SCHEDULE

Wk	Date	1st Pitch	Primary Game	Backup Game
1	April 11	5:05 p.m.	Cincinnati @ St. Louis	—
2	April 18	5:05 p.m.	Pittsburgh @ Los Angeles	—
3	April 25	5:05 p.m.	Boston @ California	—
4	May 2	5:05 p.m.	Colorado @ Florida	—
5	May 9	5:05 p.m.	Cincinnati @ Houston	—
6	May 16	5:05 p.m.	San Francisco @ San Diego	—
7	May 23	5:05 p.m.	N.Y. Yankees @ Boston	Seattle @ Kansas City
8	May 30	5:05 p.m.	Detroit @ Seattle	—
9	June 6	5:05 p.m.	Chicago Cubs @ Montreal	N.Y. Yankees @ Texas
10	June 13	5:05 p.m.	N.Y. Yankees @ Milwaukee	Cleveland @ Texas
11	June 20	5:05 p.m.	N.Y. Mets @ Pittsburgh	—
12	June 27	5:05 p.m.	Kansas City @ Cleveland	Oakland @ Texas
13	July 4	5:05 p.m.	San Diego @ Philadelphia	Boston @ Seattle
14	July 11	5:05 p.m.	Los Angeles @ N.Y. Mets	—
15	July 18	5:05 p.m.	Oakland @ N.Y. Yankees	Detroit @ Texas
16	July 25	5:05 p.m.	Toronto @ Texas	—
17	Aug. 1	5:05 p.m.	Texas @ Oakland	Chicago White Sox @ Seattle
18	Aug. 8	5:05 p.m.	Milwaukee @ Toronto	Seattle @ Texas
19	Aug. 15	5:05 p.m.	Atlanta @ Cincinnati	—
20	Aug. 22	5:05 p.m.	Atlanta @ Chicago Cubs	—
21	Aug. 29	5:05 p.m.	Minnesota @ Chicago White Sox	—
22	Sept. 5	5:05 p.m.	Texas @ Minnesota	—
23	Sept. 12	5:05 p.m.	Oakland @ Baltimore	—
24	Sept. 19	5:05 p.m.	N.Y. Mets @ Atlanta	—

Times listed for first pitch are Pacific Time Zone.

BASEBALL WRITERS ASSOCIATION OF AMERICA (BBWAA)

Los Angeles-Anaheim Chapter

1993 Officers

Chairman: Terry Johnson, South Bay Daily Breeze.

Vice-Chairman: Dave Cunningham, Long Beach Press-Telegram.

Secretary-Treasurer: Dave Daniel, Ellis & Associates.

1993 Membership

Associated Press — John Nadal, Ken Peters.

Baseball News — Al Stevens.

Christian Science Monitor — Phil Elderkin.

Inland Valley Daily Bulletin — Mike Rappoport, Billy Rhodes.

Glendale News-Press — Keith Lair.

La Habra Daily Star-Progress — Paul Click.

La Opinion — Carlos Alvarado, Manolo Hernandez Douen.

La Voz Libre — Angel Prada.

Long Beach Press-Telegram — Jim Buzinski, Dave Cunningham, Bob Kaiser, Doug Krikorian, Jim McCormack, Gordon Verrell.

Los Angeles Daily News — Tim Brown, Ken Daley, Joe Jares, Kevin Modesti, Ron Rappoport, Tim Brown.

Los Angeles Times — John Cherwa, Jim Colonna, Mike Downey, Alan Drooz, Bill Dwyre, Helene Elliott, Maryann Hudson, Allan Malamud, Dave Moylan, Jim Murray, Ross Newhan, Robyn Norwood, Bob Oates, Mike Penner, Herb Stutz, John Weyler.

Orange County Register — Steve Bisheff, Randy Franz, Matt McHale, John Stregé, Mark Tomaszewski, Mark Whicker, Randy Youngman.

Pasadena Star-News — Mark Langill.

Riverside Press-Enterprise — Jim Alexander, John Garrett, Alan Lassila, Cindy Martinez, Lew Price, Lisa Nehus Saxon, Bill Shaikin, Jim Short.

San Bernardino Sun — Mike Davis, Steve Dilbeck, Gregg Patton, Paul Oberjuerge, Mike Terry.

San Gabriel Valley Tribune — Joe Haakenson, Doug Spoon.

South Bay Daily Breeze — Mitch Chortkoff, Bill Cizek, Bob Cox, Randy Gray, Terry Johnson, Chris Long, Mike Waldner.

The Sporting News — Dave Nightingale.

Honorary Members — Bob Hunter, Don Bradley, Dave Daniel, Melvin Durlisag, Ken Gurnick, John Hall, Joe Hendrickson, Alex Kahn, Bill Langley, Frank Mazzeo, Dick Miller, Wayne Monroe, Loel Schrader, Jack Stevenson, Rick Talley, Bud Tucker.

SOUTHERN CALIFORNIA MEDIA

Newspapers

Anaheim Bulletin

1771 S. Lewis St.
Anaheim, CA 92825
(714) 634-1567
Sports Editor – Bob
Cunningham

Antelope Valley Press

37404 Sierra Hwy.
Palmdale, CA 93550
(805) 273-2700
Sports Editor – Joe Pasley

Daily Breeze

5215 Torrance Blvd.
Torrance, CA 90509
(310) 540-5511
Sports Editor – Mike
Waldner

Glendale News Press

111 N. Isabel Ave.
Glendale, CA 91206
(818) 241-4141
Sports Editor – Keith Lair

**Inland Valley Daily
Bulletin**

P. O. Box 4000
Ontario, CA 91761
(909) 987-6397
Sports Editor – Louis
Brewster

**La Habra Daily Star
Progress**

600 S. Palm
La Habra, CA 90631
(714) 634-1567
Sports Editor – Paul Click

La Opinion

411 W. 5th St.
Los Angeles, CA 90013
(213) 896-2333
Sports Editor – Fernando
Paramo

La Voz Libre

3107 W. Beverly Blvd. #1
Los Angeles, CA 90057
(213) 388-2903
Sports Editor – Angel
Prada

**Long Beach-Press
Telegram**

604 Pine Ave.
Long Beach, CA 90844-
0001
(310) 435-1161
Sports Editor – Jim
McCormack

Los Angeles Daily News

P.O. Box 4200
Woodland Hills, CA 91365
(818) 713-3000
Sports Editor – Rick Vacek

Los Angeles Sentinel

1112 E. 43rd St.
Los Angeles, CA 90011
(213) 232-3261
Sports Editor – Ron
Dungee

Los Angeles Times

Times Mirror Square
Los Angeles, CA 90053
(213) 237-7145
Sports Editor – Bill Dwyre

**Los Angeles Times
Orange County Edition**

1375 Sunflower
Costa Mesa, CA 92626
(714) 966-5600
Sports Editor – Herb Stutz

Orange Coast Daily Pilot

330 W. Bay St.
Costa Mesa, CA 92626
(714) 642-4321
Sports Editor – Roger
Carlson

Pasadena Star-News

525 E. Colorado Blvd.
Pasadena, CA 91109
(818) 578-6480
Sports Editor – Randy Hill

The Register

625 N. Grand Ave.
Santa Ana, CA 92701
(714) 835-1234
Sports Editor – Mark
Tomaszewski

Riverside Press

Enterprise
3512 14th St.
Riverside, CA 92501
(909) 684-1200
Sports Editor – John
Garrett

San Bernardino Sun

399 North D Street
San Bernardino, CA 92401
(909) 889-9666
Sports Editor – Paul
Oberjurgue

**San Gabriel Valley
Tribune**

1210 Azusa Canyon Rd.
West Covina, CA 91790
(818) 962-8811
Sports Editor – Art Wilson

The Tidings

1530 W. 9th Street
Los Angeles, CA 90015
(213) 251-3360
Sports Editor – Rich Goul

20 De Mayo

1824 Sunset Blvd. #202
Los Angeles, CA 90026
(213) 483-4890
Sports Editor – Angel
Torres

USA Today

10877 Wilshire Blvd. #406
Los Angeles, CA 90024
(310) 443-8900

Wave Publications

2621 W. 54th Street
Los Angeles, CA 90043
(213) 290-3000
Sports Editor – Dave
Werstine

Whittier Daily News

7612 Greenleaf Ave.
Whittier, CA 90602
(310) 698-0955
Sports Editor – John
Corbett

Wire Services

Associated Press

221 S. Figueroa, #300
Los Angeles, CA 90012
(213) 626-1200
Sports – John Nadel, Ken
Peters, Joe Resnick, Beth
Harris

United Press International

316 W. Second St.,
6th Floor
Los Angeles, CA 90028
(213) 620-1230
Sports – Ron Griffin or
Ray Estrada

**Los Angeles/
Orange County
Radio Stations**
KABC

3321 S. La Cienega Blvd.
Los Angeles, CA 90016
(310) 840-4973
Sports – Stu Nahan,
Ross Porter, Eric Tracy

KALI

5723 Melrose Ave.
Hollywood, CA 90038
(213) 466-6161
Sports Director – Juan
Mendicoa

KEZY/KORG

1190 E. Ball Rd.
Anaheim, CA 92805
(714) 774-9600
Sports Director – Steve
DeFaegher

KFI/KOST

610 S. Ardmore
Los Angeles, CA 90005
(213) 251-3124
Sports – Rich Marotta-SD

KFWB

6230 Yucca Street
Hollywood, CA 90028
(213) 462-5392
Sports – Rod Van Hook,
Randy Kerdoon

KIIS AM/FM

6255 Sunset Blvd.
Hollywood, CA 90028
(213) 466-8381
Sports Director – Vic
Jacobs

KIK

Two City Blvd. E #183
Orange, CA 92668
(714) 835-1300
Sports Director – Brenda
Franklin

KKBT

6735 Yucca St.
Los Angeles, CA 90028
(213) 466-9566
Sports Director – Charleye
Wright

KLAC/KZLA

4000 W. Alameda
Burbank, CA 91505
(818) 842-0500
Sports Director – Frank
Polak

KLAX

5700 W. Sunset Blvd.
Los Angeles, CA 90028
(213) 466-3001
Sports Director – Rafael
Navarro

KLOS

3321 S. La Cienega Blvd.
Los Angeles, CA 90016
(310) 840-4800
News Director – Chuck
Moshontz

KMGX

14800 Lassen
Mission Hills, CA 91345
(818) 894-6397
Sports Director – Joe
Buttita

KMPC

5858 Sunset Blvd.
Hollywood, CA 90028
(213) 460-5672
Sports Producer – Len
Weiner

KNX-AM

6121 Sunset Blvd.
Los Angeles, CA 90028
(213) 460-3343
Sports Director – Fred
Gallagher

CBS-FM

6121 Sunset Blvd.
Los Angeles, CA 90028
(213) 460-3293

KPWR

2600 W. Olive. #850
Burbank, CA 91505
(818) 953-4200
News Director – Monica
Brooks

KRLA/KLSX

3580 Wilshire Blvd.
Los Angeles, CA 90010
(213) 383-4222
News Director – Russ
Spears

KROQ

3500 W. Olive, #900
Burbank, CA 91505
(818) 567-1067
News Director – Boyd
Britton

KRTH AM/FM

5901 Venice Blvd.
Los Angeles, CA 90034
(213) 937-5230
Sports Director – Corbett
Brattin

KTNQ/KLVE

1645 N. Vine
Hollywood, CA 90028
(213) 465-3171
Sports Director – Rolando
Gonzales

KWNK

6633 Fallbrook Ave. #700
West Hills, CA 91307
(818) 887-1855
Sports Director – Jeff
Biggs

KWIZ

3101 W. Fifth St.
Santa Ana, CA 92703
(714) 554-5000
News Director – Humberto
Gulierrez

KWKW

6777 Hollywood Blvd.
Hollywood, CA 90028
(213) 466-8111
Sports Director – Louis
Alberto Bravo

KYMS

1748 W. Katella, #106
Orange, CA 92667
(714) 633-2020
News Director – Stan
Unruh

XTRA

4891 Pacific Hwy.
San Diego, CA 92110
Sports Director – Lee
Hamilton
(619) 291-6397

Television**ESPN – Cable**

6255 Sunset Blvd., #1500
Los Angeles, CA 90028
(213) 957-2193
Sports Director – Mike
McQuade

KABC TV (7)

4151 Prospect Ave.
Los Angeles, CA 90027
(310) 557-3285
Sports – Todd Donoho

KABC TV (7)

Orange County
1462 E. Katella
Anaheim, CA 92805
(714) 634-1847

KCAL TV (9)

5515 Melrose Ave.
Hollywood, CA 90038
(213) 960-3899
Sports Director – Gary
Cruz

KCBS TV (2)

6121 Sunset Blvd.
Hollywood, CA 90028
(213) 460-3252
Sr. Sports Producer –
Buddy Singer

KCOP TV (13)

915 N. La Brea
Hollywood, CA 90038
(213) 850-2222
Sports Director – Tony
Hernandez

KMEX TV (34)

721 N. Bronson
Los Angeles, CA 90038
(213) 960-3478
Sports Director – Mario
Solis

KNBC TV (4)

3000 W. Alameda
Burbank, CA 91523
(818) 840-4237
Sports Director – Fred
Roggin

KTLA TV (5)

5800 Sunset Blvd.
Los Angeles, CA 90028
(213) 460-3826
Sr. Sports Producer –
Cathy Karp
Sports – Ed Arnold, Stu
Nahan

KTTV TV (11)

5746 Sunset Blvd.
Hollywood, CA 90028
(213) 856-1308
Sports Director – Rick
Garcia

KVEA TV (52)

1139 Grand Central Ave.
Glendale, CA 91201
(818) 502-5734
Sports Producer – Ricardo
Celis

CNN – Cable

6430 Sunset Blvd., #600
Los Angeles, CA 90028
(213) 993-5039
Sports Director – Ronnie
Forchheimer

Press Box**Prime Ticket**

10000 Santa Monica Blvd.
Los Angeles, CA 90067
(310) 286-3800
Associate Producer –
Jon Davis

DODGER BROADCASTERS

Year	Broadcasters
1939-41	Red Barber, Al Helfer
1942	Red Barber, Alan Hale
1943-47	Red Barber, Connie Desmond
1948-49	Red Barber, Connie Desmond, Ernie Harwell
1950-53	Red Barber, Connie Desmond, Vin Scully
1954-55	Vin Scully, Connie Desmond, Andre Baruch
1956	Vin Scully, Connie Desmond, Al Helfer, Jerry Doggett
1957	Vin Scully, Al Helfer, Jerry Doggett
1958-76	Vin Scully, Jerry Doggett
1977-87	Vin Scully, Jerry Doggett, Ross Porter
1988-present	Vin Scully, Don Drysdale, Ross Porter

DODGER SPANISH BROADCASTERS

Year	Broadcasters
1958	Rene Cardenas, Miguel Alonzo, Milt Nava
1959-61	Rene Cardenas, Jaime Jarrin, Miguel Alonzo
1962-72	Jose Garcia, Jaime Jarrin
1973-81	Jaime Jarrin, Rudy Hoyos
1982-present	Jaime Jarrin, Rene Cardenas, Tito Rondon (1990)

PRESS BOX PERSONNEL

Official Scorekeepers – Terry Bales and Larry Kahn

Stadium Organist – Nancy Hefley

Public Address Announcer – Pete Arbogast

RULES OF INTEREST

Player Limits: 40 until opening day, when the number must be reduced to 25 until September 1, when it again becomes 40.

Determining Batting Average: Divide the number of at-bats into the number of hits. Highest batting average and 502 or more at-bats qualifies for the batting championship.

Determining an Earned Run Average: Multiply the number of earned runs by nine; take the number and divide it by the number of innings pitched. Lowest ERA and 162 or more innings pitched qualifies for the pitching championship.

Determining Slugging Percentage: Divide the total bases of all safe hits by the total times at bat (At-bats do not include walks, sacrifices, hit by pitcher, or times awarded first base because of interference or obstruction).

Determining Fielding Average: Divide the total putouts and assists by the total number of putouts, assists and errors.

Determining On Base Percentage: Add the total number of hits, walks and hit by pitches and divide by the total of at-bats, walks, hit by pitches and sacrifice flies.

Determining Percentage of Games Won and Lost: Divide the number of games won by the total games won and lost.

Consecutive Hitting Streaks: A consecutive hitting streak shall not be terminated if the plate appearance results in a base on balls, hit batsman, defensive interference or a sacrifice bunt. A sacrifice fly shall terminate the streak.

Consecutive-Game Hitting Streaks: A consecutive-game hitting streak shall not be terminated if all the player's plate appearances (one or more) result in a base on balls, hit baseman, defensive interference or a sacrifice bunt. The streak shall terminate if the player has a sacrifice fly and no hit.

Consecutive-Game Playing Streak: A consecutive-game playing streak shall be extended if the player plays one half-inning on defense, or if he completes a time at bat by reaching base or being put out. A pinch-running appearance only shall not extend the streak. If a player is ejected from a game by an umpire before he can comply with the requirements of this rule, his streak shall continue.

Trading Regulations: Players are available on waivers in reverse order of standings, at the time waivers expire, if more than 30 days after the start of the season; otherwise in reverse order of standings at close of the preceding season.

Trading Deadline: The trading deadline is July 31. Waivers are required for any inter- or intra- Major League assignment during the period beginning Aug. 1 and ending at 5 p.m. (East Coast time) the day after the end of the season. During the other 10 months of the year, no waivers are needed. The waiver periods are: November 11 to 30th day of season; 31st day of season to July 31; and Aug. 1 to November 10.

Determining the Magic Number: Determine the number of games yet to be played, add one, then subtract the number of games ahead in the loss column of the standings from the closest opponent.

Determining a "Major League Year": 172 days constitute a full year in the major leagues.


Night Game: Any game that is scheduled for a 5 p.m. (local) start or later.

Top 100 Companies In America

The Los Angeles Dodgers have been named as one of *The 100 Best Companies to Work for in America* in a 1993 book just published by Doubleday.

- ◆ The Dodgers were also named in two of the book's special categories including "The 10 Best Companies for Minority Employees" as well as one of "The Top Nine Most Beautiful Corporate Headquarters."
- ◆ Companies were rated on six different criteria: pay/benefits, job security, opportunities, pride in work/company, openness and camaraderie/friendship.
- ◆ *The 100 Best Companies to Work for in America* was also published in 1984 and the Dodgers are one of 55 companies listed in both books.

Spring Training



Steve Sax, 1982



THE DODGERS' SPRING HOME

DODGERTOWN

Post Office Box 2887

4001 26th Street • Vero Beach, Florida 32961-2887

Telephone (407) 569-4900

The Dodgers celebrate their 45th anniversary at Dodgertown in Vero Beach, Florida, this spring, including the 40th Anniversary of Holman Stadium.

It was in 1948 that the Dodgers set up camp in Vero Beach at the invitation of local businessman Bud Holman, after whom Holman Stadium is named.

Holman's brainstorm came after the United States government turned over a naval air station to the city of Vero Beach following World War II.

Vero Beach needed a tenant for the facility and the Dodgers were looking for a spring home after leading a nomad existence.

In the spring of 1948, the former naval air station grounds and barracks were invaded by 600 players from the Dodger organization.

The players who spent that long-ago spring at Dodgertown, as it came to be known almost from the outset, would not recognize the place today.

Replacing the old barracks is a modern 90-unit villa. Also, a 23,000-square-foot administration building was constructed on the site of the former headquarters building in 1974. The building includes a major league clubhouse, minor league clubhouse, medical department, dining room and kitchen, main lobby, canteen, recording studio, photo dark room, interview room, stadium club lounge, press working area, two trainers' rooms, two equipment rooms and two laundry rooms.

In 1990, Dodgertown unveiled a newly constructed 15,000-square-foot multi-purpose building, housing four indoor batting tunnels, an exercise room containing the latest in training equipment, a video room to be used by Dodger instructors for a teaching area, and baseball administrative offices for Dodger executives during spring training. These offices are also used as meeting rooms for the conference center the rest of the year.

The Dodgers play their exhibition games at Holman Stadium, dedicated in 1953, which has a capacity of 6,500. The Brooklyn Dodgers played their first game against the Philadelphia A's on March 11, 1953. In addition to Holman Stadium, there is a row of outdoor batting cages and six practice fields, four full fields and two half fields.

Even the recreation facilities at Dodgertown have undergone radical change since that initial spring.

Two golf courses – an 18-holer called Dodger Pines Country Club and a nine-hole layout called Dodgertown Golf Club – outline the complex. The Pines' clubhouse is complete with locker rooms, dining room lounge and pro shop.

Dodger personnel also have the use of a swimming pool, four all-weather tennis courts, a game room and a theater in which different movies are shown each night.

Dodgertown, the only privately owned training camp in the country, also includes a 70-acre citrus grove, 45 residences on the golf course perimeter and a conference center.

Since 1965, the Dodgers have purchased 450 acres from the city of Vero Beach.

Besides Dodger spring training, Dodgertown is a conference center managed by Harrison Conference Centers.

The conference center is designed to provide the proper environment for business meetings and the most intensive learning objectives. There are 20 specially-designed meeting rooms, featuring the latest in audio-visual equipment. The recreation program includes golf, tennis, baseball, swimming, basketball, volleyball and jogging trails.

Dodgertown accommodates up to 180 conferees. The facility has more than 250 employees.

This spring the Samsung Lions from Korea will train at Dodgertown for the third time. In addition to last season, the Lions trained at Dodgertown in 1985 and went on to capture their league championship. Eight teams from the Orient have trained during the spring at Dodgertown and the Dodgers are the only major league team to host a team from Korea in spring training.

The Dodgers have also entertained representatives from all over the globe, including hosting the Nigerian National Youth Team last year.

Dodgertown has been utilized by numerous NFL teams including the Kansas City Chiefs in 1991, to prepare for postseason games. The Dodgers also hold a rookie camp in June at Vero Beach prior to the newly drafted players reporting to their assigned teams.

Dodgertown also provides the setting for two adult fantasy baseball camps held throughout the year featuring instruction by former Dodger greats and Hall of Famers.

The 1993 season will be the 14th year that Holman Stadium has served as the summer home of the Vero Beach Dodgers of the Class A Florida State League. The 1991 Vero Beach Dodgers broke the club attendance record with a total of 95,300 fans in 63 home games. This total is remarkable since Vero Beach (population 17,350) is one of the smallest towns in America with a professional baseball club. The Vero Beach Dodgers hosted the 1991 Florida State League All-Star Game at Holman Stadium.

LOS ANGELES DODGERS 1958-1992 SPRING TRAINING RESULTS (vs. Major League Clubs)

Year	Won	Lost	Tie	Pct.	Home Attendance	Home Games
1958	15	16	0	.484	9,218	3
1959	12	10	0	.545	11,022	4
1960	12	10	0	.545	10,080	4
1961	13	15	0	.464	N/A	N/A
1962	18	12	0	.600	13,461	5
1963	12	15	0	.444	18,214	6
1964	9	16	0	.360	17,515	6
1965	17	11	0	.607	20,507	7
1966	10	16	0	.385	10,407	4
1967	11	16	0	.407	16,244	7
1968	14	13	0	.519	14,018	5
1969	12	13	0	.480	9,531	10
1970	17	8	0	.680	15,113	8
1971	13	9	0	.591	17,648	10
1972	10	7	0	.588	14,437	6
1973	15	12	0	.556	17,639	7
1974	17	7	0	.708	20,355	7
1975	19	9	0	.679	31,478	9
1976	10	3	0	.769	17,458	5
1977	17	7	0	.708	33,617	9
1978	10	14	0	.417	45,256	10
1979	13	10	0	.565	52,935	10
1980	10	7	1	.583	39,629	9
1981	12	14	0	.462	55,342	12
1982	12	12	0	.500	59,573	11
1983	11	17	0	.393	65,815	13
1984	13	13	0	.500	62,739	11
1985	16	11	0	.593	70,939	13
1986	12	16	1	.431	84,428	15
1987	12	15	0	.444	72,491	12
1988	21	11	0	.656	72,899	15
1989	16	16	0	.500	78,903	14
1990	8	4	0	.667	22,640	5
1991	15	18	0	.455	84,551	13
1992	12	18	0	.400	85,332	14
Totals	466	421	2	.525	1,271,434	303

Home attendance does not include spring games played at Dodger Stadium.

N/A - Not available

TOP 10 HOLMAN STADIUM SPRING CROWDS

Rank	Attendance		Opponent
	Total	Date	
1	9,028	3-10-91	New York Mets
2	8,908	4-03-91	New York Mets
3	8,418	3-15-92	New York Mets
4	8,207	4-01-91	Cincinnati Reds
5	8,200	3-17-79	New York Yankees
6	8,103	3-23-86	Cincinnati Reds
7	8,051	3-20-84	Atlanta Braves
8	7,988	3-28-89	New York Yankees
9	7,987	3-23-86	New York Mets
10	7,931	3-20-88	New York Mets

Spring training home opener high: 7,903 vs. NY Mets, 3/5/89

Largest season total: 85,332 in 1992

Largest season average: 6,504 in 1991

Jim and Dearie Mulvey Award Winners (Top Rookies at Dodgertown):

Mike Piazza 1992, Eric Karros 1991, Jim Neidlinger 1990, Chris Gwynn 1989, Craig Shipley 1988, Mike Ramsey 1987, Reggie Williams 1986, Sid Bream 1985, German Rivera 1984, Orel Hershiser 1983, Mike Marshall 1982, Fernando Valenzuela 1981, Rudy Law 1980, Pedro Guerrero 1979, Bob Welch 1978, Rick Sutcliffe 1977, Geln Burke 1976, Rick Rhoden 1975, Jerry Royster 1974, Eddie Solomon 1973, Steve Yeager 1972, Bob Darwin 1971, Bill Buckner 1970, Ted Sizemore 1969.

FREEWAY SERIES RESULTS

Year	Series Result	Fresco Thompson Memorial (Series MVP)	Lefty Phillips Memorial Trophy Winners (Outstanding Pitcher)
1962	Angels 1, Dodgers 0		
1963	Angels 2, Dodgers 0		
1964	Angels 2, Dodgers 0		
1965-68	<i>Did not play</i>		
1969	Dodgers 1, Angels 1	Andy Kosco (Dodgers)	
1970	Dodgers 3, Angels 0	Wes Parker (Dodgers)	
1971	Angels 2, Dodgers 1	Jim Spencer (Angels)	
1972	<i>Did not play</i>		
1973	Angels 2, Dodgers 1	Willie Crawford (Dodgers)	Al Downing (Dodgers)
1974	Dodgers 2, Angels 1	Bill Buckner (Dodgers)	Andy Messersmith (Dodgers)
1975	Dodgers 2, Angels 1	Steve Yeager (Dodgers)	Rick Rhoden (Dodgers)
1976	Dodgers 1, Angels 1	Bruce Bochte (Angels)	Tommy John (Dodgers)
1977	Dodgers 3, Angels 0	Steve Garvey (Dodgers)	Doug Rau (Dodgers)
1978	Angels 2, Dodgers 0	Rick Miller (Angels)	Nolan Ryan (Angels)
1979	Angels 2, Dodgers 1	Bobby Grich (Angels)	Burt Hooton (Dodgers)
1980	<i>Did not play</i>		
1981	Dodgers 2, Angels 1	Pedro Guerrero (Dodgers)	Burt Hooton (Dodgers)
1982	Angels 2, Dodgers 1	Bob Boone (Angels)	Geoff Zahn (Angels)
1983	Angels 2, Dodgers 1	Bill Russell (Dodgers)	Mike Witt (Angels)
1984	Dodgers 3, Angels 0	Mike Marshall (Dodgers)	Rick Honeycutt (Dodgers)
1985	Dodgers 2, Angels 1	Sid Bream (Dodgers)	Tommy John (Angels)
1986	Angels 2, Dodgers 1	Franklin Stubbs (Dodgers)	John Candelaria (Angels)
1987	Angels 3, Dodgers 0	Gary Pettis (Angels)	Willie Fraser (Angels)
1988	Dodgers 2, Angels 1	Kirk Gibson (Dodgers)	Kirk McCaskill (Angels)
1989	Angels 2, Dodgers 1	Mike Marshall (Dodgers)	Mike Witt (Angels)
1990	Dodgers 3, Angels 0	Rick Dempsey (Dodgers)	Mike Morgan (Dodgers)
1991	Dodgers 2, Angels 1	Darryl Strawberry (Dodgers)	Mark Langston (Angels) and Ramon Martinez (Dodgers)
1992	Angels 3, Dodgers 0	Gary DiSarcina (Angels)	Joe Grahe (Angels)
Totals:	Dodgers 33, Angels 35, 1 Tie		

LOS ANGELES DODGERS 1992 SPRING TRAINING STATISTICS

Batter	Avg.	G	AB	R	H	2B	3B	HR	RBI	SH	SF	HP	BB	IBB	SO	SB	CS	E
Anderson	.216	25	37	4	8	3	0	0	6	1	0	0	2	0	3	1	0	4
Ashley	.500	8	16	7	8	0	1	2	5	0	0	0	1	0	4	0	0	0
Baar	.143	6	7	0	1	0	0	0	1	0	0	0	0	0	3	0	0	0
Benzinger	.424	15	33	1	14	3	0	0	3	0	1	0	0	0	5	1	1	0
Bournigal	—	2	0	0	0	0	0	0	0	0	0	0	0	0	0	0	0	0
Brooks	.000	1	2	0	0	0	0	0	0	0	0	0	0	0	0	0	0	0
Butler	.308	25	65	10	20	3	0	1	4	3	0	0	12	0	6	4	0	0
Daniels	.164	20	55	9	9	0	0	1	7	0	1	0	5	0	8	0	1	3
Davis	.313	20	48	4	15	5	0	1	5	0	0	0	3	0	15	1	0	2
Goodwin	.333	13	12	2	4	0	0	0	0	0	0	0	1	0	1	0	0	0
Hamilton	.375	7	8	1	3	0	0	0	1	0	1	0	2	0	1	0	0	2
Hansen	.259	29	58	10	15	4	0	2	3	0	0	1	8	0	8	2	0	2
Harris	.239	26	71	14	17	4	0	1	5	0	0	0	3	0	6	4	1	7
Hernandez	.063	18	32	1	2	0	0	0	4	0	0	0	0	0	4	0	0	1
Huckaby	.000	1	1	0	0	0	0	0	0	0	0	0	0	0	0	0	0	0
Ingram	.000	1	1	1	0	0	0	0	0	0	0	0	0	0	0	0	0	0
Javier	.286	25	49	7	14	1	0	0	3	1	2	0	4	0	5	3	0	1
Karros	.370	28	54	9	20	2	1	2	11	0	0	0	3	0	6	1	0	3
Landrum	—	1	0	0	0	0	0	0	0	0	0	0	0	0	0	0	0	0
Mondesi	.214	25	42	4	9	2	2	1	4	0	1	0	4	0	13	1	0	1
Morrow	.000	1	1	0	0	0	0	0	0	0	0	0	0	0	0	0	0	0
Offerman	.269	27	67	11	18	1	1	1	6	0	0	0	11	0	12	3	2	7
Otanez	.500	1	2	1	1	0	0	0	0	0	0	0	0	0	0	0	0	0
Piazza	.385	21	26	6	10	1	0	3	11	0	1	0	0	0	5	0	0	0
Rodriguez	.143	13	14	0	2	0	0	0	0	0	0	0	2	0	4	0	0	1
Samuel	.175	25	63	4	11	1	1	0	10	0	2	1	4	0	11	1	2	2
Sciocchia	.255	22	55	4	14	2	0	2	13	0	1	1	6	0	2	1	0	2
Sharperson	.235	20	34	1	8	1	0	1	6	0	0	0	6	0	2	0	1	1
Smith	.231	11	13	0	3	0	0	0	0	0	0	0	0	0	4	1	0	1
Strawberry	.220	25	59	10	13	3	0	4	9	0	1	1	8	0	11	1	0	0
Wakamatsu	.400	5	5	1	2	0	0	0	0	0	0	0	0	0	0	0	1	0
Webster	.246	27	57	4	14	1	0	1	5	0	1	2	3	0	8	2	2	0
Young	.143	11	7	3	1	0	0	0	1	0	1	0	1	0	0	2	0	1
Dodgers	.254	30	1026	131	261	37	6	23	124	8	13	6	92	0	159	29	11	45
Opponents	.249	30	1030	139	256	47	6	17	124	7	8	7	98	0	171	30	14	38

Pitcher	W-L	ERA	G	GS	CG	SHO	SV	IP	H	R	ER	HR	BB	IBB	SO
Astacio	2-0	2.40	8	0	0	0	0	15.0	9	5	4	2	5	0	8
Berrios	0-0	3.86	4	0	0	0	0	7.0	8	3	3	0	3	0	5
Brosnan	0-0	0.00	2	0	0	0	0	2.1	0	0	0	0	1	0	1
Candelaria	0-0	1.69	12	0	0	0	1	10.2	5	2	2	0	5	0	4
Candiotti	2-2	3.47	5	5	0	0	0	23.1	28	12	9	0	6	0	22
Castro	0-0	0.00	1	0	0	0	0	1.0	0	0	0	0	0	0	0
Crews	0-1	4.40	11	0	0	0	0	14.1	12	8	7	4	3	0	11
Galvez	0-1	81.00	1	0	0	0	0	0.1	3	4	3	0	1	0	0
Gorecki	0-0	54.00	1	0	0	0	0	0.1	3	5	2	0	1	0	1
Gott	0-0	4.30	12	0	0	0	1	14.2	12	7	7	0	6	0	11
Gross, Kevin	4-2	2.86	7	7	0	0	0	34.2	36	15	11	1	10	0	19
Gross, Kip	1-0	1.96	8	0	0	0	0	18.1	14	5	4	0	5	0	7
Hansell	0-0	9.00	1	0	0	0	0	1.0	2	1	1	1	0	0	0
Hershiser	1-4	5.23	7	7	0	0	0	31.0	34	19	18	3	12	0	16
Howell	0-1	4.50	2	0	0	0	0	2.0	2	1	1	0	0	0	1
James	0-1	0.00	3	0	0	0	0	3.0	2	1	0	0	3	0	1
Martinez, P	0-1	1.29	3	1	0	0	0	7.0	9	7	1	0	1	0	9
Martinez, R	2-2	3.99	7	7	0	0	0	29.1	29	22	13	3	20	0	12
McAndrew	0-0	0.00	2	0	0	0	0	4.0	3	0	0	0	1	0	1
McDowell	0-1	3.71	12	0	0	0	2	17.0	17	8	7	0	5	0	16
Mimbs, Mark	0-0	3.00	3	0	0	0	0	3.0	3	1	1	1	0	0	2
Neidlinger	0-1	27.00	1	0	0	0	0	1.1	3	5	4	0	2	0	0
Ojeda	0-1	4.20	3	3	0	0	0	15.0	17	8	7	2	6	0	15
Wilson	0-0	0.00	9	0	0	0	2	11.1	5	0	0	0	2	0	9
Dodgers	12-18	3.54	30	30	0	1	6	267.0	256	139	105	17	98	0	171
Opponents	18-12	3.65	30	30	0	4	11	269.0	261	131	109	23	92	0	159




1993 SPRING TRAINING SCHEDULE

Date	Day	Opponent	Location	Time	Score
March 5	Fri.	N.Y. Yankees	Vero Beach	1:05 p.m.	_____
March 6	Sat.	Houston Astros	Kissimmee	1:05 p.m.	_____
March 7	Sun.	Houston Astros	Vero Beach	3:05 p.m.	_____
March 8	Mon.	Florida Marlins	Cocoa	1:05 p.m.	_____
March 9	Tue.	Florida Marlins	Vero Beach	1:05 p.m.	_____
March 10	Wed.	K.C. Royals	Vero Beach	1:05 p.m.	_____
March 11	Thurs.	Allanta Braves	Vero Beach	1:05 p.m.	_____
March 12	Fri.	Montreal Expos	West Palm Beach	7:05 p.m.	_____
March 13	Sat.	N.Y. Yankees	Ft. Lauderdale	1:05 p.m.	_____
March 14	Sun.	N.Y. Mets	Vero Beach	1:05 p.m.	_____
March 15	Mon.	Houston Astros	Kissimmee	1:05 p.m.	_____
March 16	Tue.	Montreal Expos	West Palm Beach	1:05 p.m.	_____
March 17	Wed.	Philadelphia Phillies	Vero Beach	1:05 p.m.	_____
March 18	Thurs.	N.Y. Mets	Port St. Lucie	1:10 p.m.	_____
March 19	Fri.	Toronto Blue Jays	Toronto, Canada	7:35 p.m.	_____
		N.Y. Yankees (SS)	Ft. Lauderdale	1:05 p.m.	_____
March 20	Sat.	Toronto Blue Jays	Toronto, Canada	1:05 p.m.	_____
		Montreal Expos (SS)	Vero Beach	1:05 p.m.	_____
March 21	Sun.	Florida Marlins	Vero Beach	1:05 p.m.	_____
March 22	Mon.	N.Y. Yankees (SS)	Vero Beach	1:05 p.m.	_____
March 23	Tue.	K.C. Royals	Baseball City	1:05 p.m.	_____
March 24	Wed.	Allanta Braves	Vero Beach	1:05 p.m.	_____
March 25	Thurs.	Houston Astros	Vero Beach	1:05 p.m.	_____
March 26	Fri.	Atlanta Braves	West Palm Beach	1:05 p.m.	_____
March 27	Sat.	N.Y. Mets (SS)	Port St. Lucie	1:10 p.m.	_____
March 28	Sun.	Montreal Expos	Vero Beach	1:05 p.m.	_____
March 29	Mon.	Atlanta Braves	West Palm Beach	1:05 p.m.	_____
March 30	Tue.	N.Y. Mets	Port St. Lucie	7:40 p.m.	_____
March 31	Wed.	N.Y. Mets	Vero Beach	12:35 p.m.	_____
April 1	Thurs.	Atlanta Braves (SS)	West Palm Beach	1:05 p.m.	_____
April 2	Fri.	California Angels (SS)	Dodger Stadium	7:35 p.m.	_____
April 3	Sat.	California Angels (SS)	Anaheim Stadium	7:05 p.m.	_____
		Montreal Expos (SS)	Vero Beach	1:05 p.m.	_____
April 4	Sun.	Montreal Expos (SS)	West Palm Beach	1:05 p.m.	_____

All games local times. Ticket prices at Vero Beach: \$8.00 reserved, \$5.00 standing room.
 (SS) Denotes split-squad game.

1993 Schedule



Eric Karros, 1992





Dodger Stadium



Dodgertown, Vero Beach, FL



Campo Las Palmas – Guerro, D.N., Republica Dominicana

Dodger Home Fields

The Dodgers have played home games in seven different stadiums since they began. The seven stadiums:

Washington Park

Eastern Park (East New York Field)

Washington Park (across street from first Washington Park)

Ebbets Field

Roosevelt Stadium

Los Angeles Memorial Coliseum

Dodger Stadium

There's No Place Like Home...

Prior to settling in Vero Beach, the Dodgers trained in a variety of places throughout the south, and beyond. During part of World War II, the Dodgers trained at Bear Mountain, N.Y., a state park fifty miles north of New York City. Training sites since the turn of the century were as follows:

Spring Training Sites

1901	Charlotte, NC	1923-32	Clearwater, FL
1902-06	Columbia, SC	1933	Miami, FL
1907-09	Jacksonville, FL	1934-35	Orlando, FL
1910-12	Hot Springs, AR	1936-40	Clearwater, FL
1913-14	Augusta, GA	1941-42	Havana, Cuba
1915-16	Daytona Beach, FL	1943-45	Bear Mountain, NY
1917-18	Hot Springs, AR	1946	Daytona Beach, FL
1919-20	Jacksonville, FL	1947	Havana, Cuba
1921	New Orleans, LA	1948	Ciudad Trujillo, DR
1922	Jacksonville, FL	1949-Present	Vero Beach, FL

Campo Las Palmas

Guerra, D.N.—Republica Dominicana

Campo Las Palmas in the Dominican Republic opened in March, 1987 and is the home of the Los Angeles Dodgers baseball academy. The camp is dedicated to the youth of the Dominican Republic, in recognition of their love of baseball. Campo Las Palmas serves as a baseball training ground for these young Latin American athletes.

1993 DODGER GAME SCHEDULE AND SPECIAL EVENTS

APRIL

SUN	MON	TUE	WED	THU	FRI	SAT
					1 CAL. 7:35	2 CAL. 7:05
	4 TV FLA. 11:05	5 FLA. 4:35	6 FLA. 4:35	7 TV ATL. 4:40	8 ATL. 4:40	9 TV ATL. 4:10
10 TV ATL. 10:10		12 ST.L. 1:05	13 ST.L. 7:35	14 ST.L. 7:35	15 PITT. 7:35	16 PITT. 7:05
17 PITT. 5:05		18 MTL. 4:05	19 MTL. 4:35	20 MTL. 4:35	21 PHIL. 4:35	22 PHIL. 4:05
23 TV PHIL. 10:35	24 TV N.Y. 4:40	25 N.Y. 10:40	26 MTL. 7:35	27 MTL. 7:35	28 PHIL. 7:35	

MAY

SUN	MON	TUE	WED	THU	FRI	SAT
						1 PHIL. 7:05
2 PHIL. 1:05	3	4 N.Y. 7:35	5 N.Y. 7:35	6	7 TV S.F. 7:35	8 S.F. 1:05
9 TV S.F. 1:05	10 TV CHI. 6:05	11 CHI. 12:20	12 CHI. 12:20	13	14 TV HST. 5:05	15 HST. 10:05
16 TV HST. 11:35	17 CIN. 7:35	18 CIN. 7:35	19 CIN. 7:35	20	21 COL. 7:35	22 COL. 7:05
23 COL. 1:05	24 S.D. 7:35	25 S.D. 7:35	26 S.D. 7:35	27	28 TV PITT. 4:35	29 PITT. 4:05
30 TV PITT. 10:35	31 TV ST.L. 11:15					

JUNE

SUN	MON	TUE	WED	THU	FRI	SAT
		1 TV ST.L. 5:35	2 ST.L. 2:35	3	4 ATL. 7:35	5 ATL. 7:05
6 ATL. 1:05	7 FLA. 7:35	8 FLA. 7:35	9	10 S.D. 1:05	11 TV S.D. 7:05	12 S.D. 7:05
13 TV S.D. 1:05	14 TV COL. 9:05	15 TV COL. 9:05	16 COL. 9:05	17	18 TV CIN. 4:35	19 TV CIN. 4:05
20 TV CIN. 11:15	21 HST. 7:35	22 HST. 7:35	23 HST. 7:35	24 HST. 1:05	25 CHI. 7:35	26 CHI. 7:05
27 CHI. 7:05	28 S.F. 7:35	29 S.F. 7:35	30 S.F. 7:35			

JULY

SUN	MON	TUE	WED	THU	FRI	SAT
				1	2 TV MTL. 4:35	3 TV MTL. 4:35
4 TV MTL. 10:35	5 TV PHIL. 4:35	6 PHIL. 4:35	7 PHIL. 4:35	8 TV N.Y. 4:40	9 N.Y. 4:40	10 N.Y. 12:00
11 N.Y. 5:05	12	13 ALL-STAR GAME	14	15 MTL. 7:35	16 MTL. 7:35	17 MTL. 7:35
18 MTL. 1:05	19 PHIL. 7:35	20 PHIL. 7:35	21 PHIL. 7:35	22 N.Y. 7:35	23 N.Y. 7:35	24 N.Y. 12:00
25 N.Y. 1:05	26 S.F. 1:05	27 TV S.F. 7:35	28 S.F. 1:05	29	30 CHI. 12:20	31 CHI. 11:20

AUGUST

SUN	MON	TUE	WED	THU	FRI	SAT
1 TV CHI. 11:20	2	3 TV HST. 5:05	4 HST. 5:05	5 HST. 10:35	6 CIN. 7:35	7 CIN. 7:05
8 CIN. 1:05	9 COL. 7:35	10 COL. 7:35	11 COL. 7:35	12 COL. 1:05	13 S.D. 7:35	14 S.D. 7:35
15 S.D. 1:05	16	17 TV ATL. 4:40	18 ATL. 4:40	19 TV ATL. 4:40	20 ST.L. 6:35	21 ST.L. 5:05
22 TV ST.L. 11:15	23 PITT. 7:35	24 PITT. 7:35	25 PITT. 7:35	26	27 ST.L. 7:35	28 ST.L. 7:05
29 ST.L. 1:05	30	31 PITT. 6:35				

SEPTEMBER/OCTOBER

SUN	MON	TUE	WED	THU	FRI	SAT
			1 PITT. 4:35	2 TV PITT. 4:35	3 FLA. 4:35	4 TV FLA. 4:05
5 TV FLA. 10:35	6 ATL. 5:05	7 ATL. 7:35	8 ATL. 7:35	9 FLA. 7:35	10 FLA. 7:35	11 FLA. 7:05
12 FLA. 1:05	13 S.D. 7:35	14 S.D. 7:35	15 S.D. 7:35	16	17 COL. 6:05	18 TV COL. 6:05
19 COL. 12:05	20 CIN. 4:35	21 CIN. 4:35	22 CIN. 4:35	23 CIN. 9:35	24 HST. 7:35	25 HST. 1:05
26 HST. 1:05	27 CHI. 7:35	28 CHI. 7:35	29 CHI. 7:35	30 S.F. 7:35	31 S.F. 7:35	2 S.F. 1:05
3 S.F. 1:05	4	5	6	7	8	9

Calendar Night

April 2 vs. Angels, 7:35 p.m.

Opening Day

April 13 vs. Cardinals, 1:05 p.m.

Cap Night

April 15 vs. Cardinals, 7:35 p.m.

Baseball Card Night*

April 16 vs. Pirates, 7:35 p.m.

Pin Series

Pin #1-April 17 vs. Pirates, 7:05 p.m.

Pin #2-May 1 vs. Phillies, 7:05 p.m.

Pin #3-May 21 vs. Rockies, 7:35 p.m.

Pin #4-June 7 vs. Marlins, 7:35 p.m.

Pin #5-June 28 vs. Giants, 7:35 p.m.

Pin #6-July 16 vs. Expos, 7:35 p.m.

Bat/Batting Glove Night*

April 28 vs. Expos, 7:35 p.m.

Fireworks Night

April 30 vs. Phillies, 7:35 p.m.

Videotape Day*

May 2 vs. Phillies, 1:05 p.m.

Camera Day

May 23 vs. Rockies, 1:05 p.m.

Fielder's Glove Night*

May 26 vs. Padres, 7:35 p.m.

Think Blue Week

June 4-8 vs. Braves and Marlins

Baseball Radio Night*

June 8 vs. Marlins, 7:35 p.m.

Sports Bag Night

June 21 vs. Astros, 7:35 p.m.

Beach Towel Night

June 23 vs. Astros, 7:35 p.m.

Holiday Fireworks Night

June 30 vs. Giants, 7:35 p.m.

Dodger Heroes of Baseball

Oldtimers Night

July 17 vs. Expos, 7:35 p.m.

Jersey T-Shirt Night*

July 21 vs. Phillies, 7:35 p.m.

Helmet Day*

July 24 vs. Mets, Noon

Trading Card Day*

August 8 vs. Reds, 1:05 p.m.

Sports Sunglasses Night*

August 11 vs. Rockies, 7:35 p.m.

Hollywood Stars Night

August 14 vs. Padres, 7:35 p.m.

Ball Night*

August 24 vs. Pirates, 7:35 p.m.

Dodger Players' Family Game

August 25 vs. Pirates, 7:35 p.m.

Backpack Night*

September 9 vs. Marlins, 7:35 p.m.

Fan Appreciation Day

October 3 vs. Giants, 1:05 p.m.

*Item for youngsters 14 and under in attendance. Limit one promotional item per person in attendance, regardless of tickets held or purchased by that person.

Day Home Game Day Road Game TV - KTLA Channel 5
 Night Home Game Night Road Game
 Game times subject to change.



NOTHING BEATS A BUD®



This is the famous Budweiser beer. We know it so well that we know it costs so much to brew and age by any other brewer which produces a taste of exclusive Beechwood Aging produces a taste of and a drinkability you will find in no other beer in the world.

THE WORLD IS RENOWNED

Budweiser

KING OF BEERS

Brewed by our original
Choicest Hops, Rice and