

LOS ANGELES

*Dodgers*

1998  
Media Guide

1958 40<sup>th</sup> 1998

ANNIVERSARY



MONDESI ZEILE KARROS PIAZZA  
30 HOME RUN FOURSOME

**Fielder's choice.**



Actually, Pacific Bell is everybody's  
best telecommunications choice.

**PACIFIC  BELL®**

©1998 SBC Communications Inc.



More publications available at:

[www.retroseasons.com/library/](http://www.retroseasons.com/library/)

LOS ANGELES DODGERS 1998 SPRING NON-ROSTER INVITEES

No.	Pitchers (10)	B-T	Ht.	Wt.	Born	Birthplace	Residence	W-L	ERA	G	GS	CG	SV	IP	H	R	ER	BB	SO	MLS
65	Chung, Sujo	R-R	6-2	176	07/01/73	Seoul, South Korea	Seoul, South Korea	0-1	25.07	2	2	0	0	4.2	13	13	13	3	5	14,000
66	Gubacka, Mark	R-R	6-5	230	08/17/62	Philadelphia, PA	Bromridge, CA	6-4	3.90	62	3	0	3	94.2	103	45	41	38	87	0,000
67	Hubsch, Dan	R-R	6-5	203	01/23/71	Bellevue, WA	Portland, WA	8-2	3.64	42	0	0	8	58.1	51	25	24	26	55	0,000
70	Pressado, Mike	R-R	6-3	223	01/09/72	Oakland, CA	Castro Valley, CA	5-0	0.92	34	0	0	19	38.0	24	4	4	11	62	0,000
73	Kidderka, Jeff	R-L	6-1	151	08/24/74	Wenmer, TX	Schulenberg, TX	8-0	8.59	19	0	0	4	25.2	10	7	6	6	38	0,000
76	Lilly, Ted	L-L	6-1	177	01/04/76	Laneta, CA	Fresno, CA	7-2	2.85	23	0	0	2	134.2	11	59	42	32	139	0,000
79	Masacka, Oean	L-L	6-0	188	10/27/77	Hilo, HI	Hilo, HI	6-8	3.87	28	0	1	149.2	116	72	64	56	132	0,000	
68	Rath, Gary	L-L	6-2	186	01/10/73	Gulfport, MI	Long Beach, MS	7-1	6.05	24	0	0	13.1	173	107	69	45	100	5,100	
38	Scott, Tim	R-R	6-2	205	11/16/66	Hanford, CA	Hanford, CA	1-1	7.85	14	0	0	0	15.1	23	17	3	2	14	0,000
71	Weaver, Eric	R-R	6-5	230	08/04/73	Springfield, IL	Illinois, IL	0-0	10.13	3	0	0	3	14.2	7	3	3	3	18	0,000

No.	Catchers (3)	B-T	Ht.	Wt.	Born	Birthplace	Residence	G	AB	R	H	2B	3B	HR	BB	SO	SB	MLS	
80	Dandrige, Brad	R-R	6-0	200	11/29/71	Clark A.F.B., Philippines	Santa Maria, CA	112	388	45	101	21	1	8	65	33	42	4	0,000
78	Cooney, Kyle	R-R	6-2	200	03/31/73	Meriden, CT	Meriden, CT	290	72	252	39	73	16	2	8	49	7	4	0,000
70	Slead, David	R-R	6-1	215	02/25/73	Villa Rica, GA	Starkville, MS	213	25	47	8	10	4	1	4	19	4	0,000	

No.	Infielders (1)	B-T	Ht.	Wt.	Born	Birthplace	Residence	1997 Gm(s)	AB	R	H	2B	3B	HR	BB	SO	SB	MLS		
74	Gora, Alex	L-R	6-0	160	10/18/75	Carquas, PR	Miami, FL	127	448	52	105	20	4	3	48	25	60	12	0,000	
29	Anthony, Eric	L-L	6-2	210+	11/08/67	San Diego, CA	Houston, TX	243	47	74	8	18	3	2	7	18	2	2	6,170	
12	Devereaux, Mike	R-R	6-0	195	04/10/63	Casper, WY	Alpharetta, GA	343	27	105	18	36	6	1	7	11	28	2	0,000	
22	Howard, Thomas	S-R	6-2	205	12/11/64	Middletown, OH	Alpharetta, GA	444	9	36	3	16	2	0	2	9	7	0	8,166	
81	Roberge, J.P.	R-R	6-0	177	09/12/72	Los Angeles, CA	Arcadia, CA	208	29	72	8	15	3	0	0	7	10	1	7,014	
247	HOUSTON						San Antonio	322	107	255	24	63	16	1	3	22	26	48	1	0,000

DODGERS 1998 GAME SCHEDULE & PROMOTIONAL HIGHLIGHTS

M A R C H / A P R I L						
SUN	MON	TUE	WED	THU	FRI	SAT
29	30	31	1	2	3	4
	STL 1:10			STL 10:40	CIN 8:02	CIN 10:15
CIN 5:05	6	AZ 7:05	AZ 7:35	AZ 7:05	HST 7:05	HST 7:05
12	13	14	15	16	17	18
HST 5:05	HST 5:05	COL 5:05	COL 5:05	CHI 12:20	CHI 11:20	18
19	20	21	22	23	24	25
CHI 11:20	MIL 7:05	MIL 7:05	MIL 11:05	CHI 7:05	CHI 7:05	25
26	27	28	29	30		
CHI 1:05	MIL 7:05	MIL 7:05	PGH 8:05			
M A Y						
SUN	MON	TUE	WED	THU	FRI	SAT
1	2	3	4	5	6	7
PGH 10:35	ATL 4:05	ATL 4:05	ATL 10:10	FLA 4:05	FLA 4:05	FLA 4:05
10	11	12	13	14	15	16
FLA 10:05	PHI 7:05	PHI 7:05	PHI 7:35	MTL 7:05	MTL 7:05	16
17	18	19	20	21	22	23
MTL 1:05	CHI 1:05	CHI 11:20	CHI 11:20	AZ 7:05	AZ 7:05	23
24	25	26	27	28	29	30
AZ 7:05	HST 2:05	HST 7:05	HST 7:05	CIN 7:05	CIN 7:05	30
31						
CIN 1:05						
J U N E						
SUN	MON	TUE	WED	THU	FRI	SAT
1	2	3	4	5	6	7
SEA 1:35	OAK 7:05	OAK 7:05	OAK 7:35	STL 4:35	SLA 7:05	SEA 1:05
8	9	10	11	12	13	14
COL 1:05	15	S.D. 7:05	S.D. 7:05	COL 7:05	COL 7:05	COL 7:05
21	22	23	24	25	26	27
COL 12:05	ANA 7:05	ANA 7:05	ANA 7:35	ANA 7:05	PGH 7:05	PGH 7:05
28	29	30				
PGH 5:05	TEX 7:05					
J U L Y						
SUN	MON	TUE	WED	THU	FRI	SAT
1	2	3	4	5	6	7
S.F. 1:05	All-Star Game	7	8	S.D. 1:05	S.D. 7:05	S.F. 1:05
12	13	14	15	16	17	18
S.D. 5:05	S.F. 7:05	S.F. 7:05	S.F. 5:05	STL 5:05	STL 7:05	STL 1:05
19	20	21	22	23	24	25
STL 11:10	CIN 7:05	CIN 7:05	HST 7:35	HST 7:05	AZ 7:05	AZ 7:05
26	27	28	29	30	31	
AZ 5:05	PHI 7:05	PHI 7:05	PHI 7:05	N.Y. 7:05		
A U G U S T						
SUN	MON	TUE	WED	THU	FRI	SAT
1	2	3	4	5	6	7
N.Y. 10:40	N.Y. 7:05	MTL 7:05	MTL 7:05	MTL 10:35	PGH 7:05	PGH 7:35
8	9	10	11	12	13	14
PGH 5:05	FLA 1:05	FLA 7:05	FLA 7:05	FLA 7:05	ATL 7:05	ATL 1:05
15	16	17	18	19	20	21
ATL 5:05	PGH 5:05	PGH 7:05	FLA 7:05	FLA 7:05	ATL 1:05	22
23	24	25	26	27	28	29
ATL 10:10	ATL 10:10	MTL 7:05	MTL 7:35	MTL 7:05	N.Y. 7:05	N.Y. 1:05
30	31					
N.Y. 5:05	N.Y. 7:05					
S E P T E M B E R						
SUN	MON	TUE	WED	THU	FRI	SAT
1	2	3	4	5	6	7
S.F. 5:05	AZ 7:05	AZ 7:05	AZ 7:05	S.D. 2:05	S.D. 2:05	S.D. 2:05
8	9	10	11	12	13	14
S.F. 1:05	COL 7:05	COL 7:05	COL 7:05	COL 7:35	S.F. 1:05	S.F. 1:05
15	16	17	18	19	20	21
S.F. 1:05	S.D. 7:05	S.D. 7:05	MIL 7:05	MIL 7:05	MIL 7:05	21
22	23	24	25	26	27	28
MIL 1:05	28	29	30			

- Opening Day**  
April 7, 1:05 p.m. vs. Diamondbacks
- Inaugural Pin Night**  
April 8, 7:35 p.m. vs. Diamondbacks
- Bat and Batting Glove Night\***  
April 9, 7:05 p.m. vs. Diamondbacks
- Magnet Schedule Night**  
April 10, 7:05 p.m. vs. Astros
- 40th Anniversary Fireworks Night**  
April 11, 7:05 p.m. vs. Astros
- Player Cap Night**  
April 13, 5:05 p.m. vs. Astros
- LAPD/DARE Baseball Cards Night**  
April 24, 7:05 p.m. vs. Cubs
- Lunch Bag Day\***  
April 26, 1:05 p.m. vs. Cubs
- Inaugural Pin Night**  
April 27, 7:05 p.m. vs. Brewers
- Sports Bag Night**  
May 12, 7:05 p.m. vs. Phillies
- Sports Radio Night\***  
May 15, 7:05 p.m. vs. Expos
- Camera Day**  
May 17, 1:05 p.m. vs. Expos
- Ball and Glove Night\***  
May 28, 7:05 p.m. vs. Reds
- L.A. Dodger Cap Day**  
June 4, 4:35 p.m. vs. Cardinals
- Beach Towel Night**  
June 9, 7:05 p.m. vs. Athletics
- Think Blue Week**  
June 24-28 vs. Angels and Pirates
- Rally Towel Night**  
June 24, 7:35 p.m. vs. Angels
- Holiday Fireworks Night**  
June 26, 7:05 p.m. vs. Pirates
- Rock Around the Park #1**  
June 28, 5:05 p.m. vs. Pirates
- Dodgers Bean Pal Night\***  
July 10, 7:05 p.m. vs. Padres
- Helmet Night\***  
July 12, 5:05 p.m. vs. Padres
- Cooler Bag Night**  
July 20, 7:05 p.m. vs. Reds
- T-Shirt Night\***  
July 23, 7:05 p.m. vs. Astros
- Hollywood Stars Night**  
August 8, 7:35 p.m. vs. Marlins
- Kids Beach Towel Night\***  
August 12, 7:35 p.m. vs. Marlins
- Back to School Set Night\***  
August 26, 7:35 p.m. vs. Expos
- All-Star Player Magnets**  
August 28, 7:05 p.m. vs. Mets
- Rock Around the Park #2**  
August 30, 5:05 p.m. vs. Mets
- Sports Watch Night\***  
September 1, 7:05 p.m. vs. Phillies
- Team Photo Poster Night**  
September 25, 7:05 p.m. vs. Brewers
- Fan Appreciation Day**  
September 27, 1:05 p.m. vs. Brewers

\*Items for youngsters ages 14 and under. Limit one item per person in attendance, regardless of the tickets held or purchased by that person. Promotional dates are subject to change.

DODGERS 1998 SPRING TRAINING SCHEDULE

Day	Date	Opponent	Site	Time	Score
Friday	Feb. 27	Houston	Vero Beach	1:05 p.m.	
Saturday	Feb. 28	Baltimore	Ft. Lauderdale	1:05 p.m.	
Sunday	March 1	Atlanta	Vero Beach	1:05 p.m.	
Monday	March 2	St. Louis	Jupiter	1:05 p.m.	
Tuesday	March 3	St. Louis	Vero Beach	1:05 p.m.	
Wednesday	March 4	New York Mets	Port St. Lucie	1:10 p.m.	
Thursday	March 5	Florida	Vero Beach	1:05 p.m.	
Friday	March 6	Baltimore	Vero Beach	1:05 p.m.	
Saturday	March 7	New York Mets	Port St. Lucie	2:10 p.m.	
Sunday	March 8	Montreal	Vero Beach	1:05 p.m.	
Monday	March 9	Kansas City (SS)	Baseball City	1:05 p.m.	
		New York Mets	Vero Beach	1:05 p.m.	
Tuesday	March 10	Florida	Vero Beach	1:05 p.m.	
Wednesday	March 11	Montreal	Jupiter	1:05 p.m.	
Thursday	March 12	Houston	Kissimmee	1:05 p.m.	
Friday	March 13	Baltimore	Vero Beach	1:05 p.m.	
Saturday	March 14	Florida	Viera	1:05 p.m.	
Sunday	March 15	St. Louis	Vero Beach	1:05 p.m.	
Monday	March 16	St. Louis	Jupiter	1:05 p.m.	
Tuesday	March 17	Kansas City	Vero Beach	1:05 p.m.	
Wednesday	March 18	Off Day			
Thursday	March 19	St. Louis	Vero Beach	1:05 p.m.	
Friday	March 20	Baltimore	Ft. Lauderdale	1:05 p.m.	
Saturday	March 21	Montreal	Jupiter	1:05 p.m.	
Sunday	March 22	New York Mets	Vero Beach	1:05 p.m.	
Monday	March 23	Atlanta	Orlando	1:05 p.m.	
Tuesday	March 24	Montreal	Jupiter	1:05 p.m.	
Wednesday	March 25	Montreal	Vero Beach	12:35 p.m.	
Thursday	March 26	Off Day			
Friday	March 27	Anaheim	Anaheim	7:05 p.m.	
Saturday	March 28	Anaheim	Dodger Stadium	7:05 p.m.	
Sunday	March 29	Anaheim	Dodger Stadium	1:05 p.m.	

All games local time. (SS) Denotes split squad game.



Dodgettown, Vero Beach, Florida.

Day Home Game    Day Road Game  
Night Home Game    Night Road Game  
All times are Pacific. Game times and dates subject to change.

## LOS ANGELES DODGERS 1998 SPRING ROSTER

No.	Pitchers (16)	B-T	Ht.	Wt.	Born	Birthplace	Residence	1997 Club(s)	W-L	ERA	G	GS	CG	SV	IP	H	R	ER	BB	SO	MLS
67	Brunson, Will	L-L	6-6	185	03/20/70	Irving, TX	Bulverde, TX	Albuquerque San Antonio	1-1 5-5	6.49 3.47	27 17	0 11	0 2	0 0	26.1 72.2	39 68	19 30	19 28	10 13	25 71	0.000
46	Bruske, Jim	R-R	6-1	185	10/07/64	East St. Louis, IL	Tempe, AZ	SAN DIEGO Las Vegas	4-1 5-4	3.63 4.90	28 17	0 9	0 0	0 0	44.2 68.0	37 73	22 41	18 37	25 37	32 22	1.025
50	Deschenes, Marc	R-R	6-0	175	01/06/73	Lowell, MA	Dracut, MA	Columbus Kinston	2-2 2-0	1.90 0.81	40 20	0 0	0 10	10 10	42.2 22.1	31 9	11 2	9 2	21 4	69 39	0.000
37	Dreifort, Darren	R-R	6-2	211	05/03/72	Wichita, KS	Wichita, KS	LOS ANGELES	5-2	2.86	48	0	0	4	63.0	45	21	20	34	63	3.023
44	Guthrie, Mark	R-L	6-4	211	09/22/65	Buffalo, NY	Bradenton, FL	LOS ANGELES	1-4	5.32	62	0	0	1	69.1	71	44	41	30	42	8.032
52	Hall, Darren	R-R	6-3	207	07/14/64	Marysville, OH	Irving, TX	LOS ANGELES	3-2	2.30	63	0	0	2	54.2	58	15	14	26	39	3.164
55	Flores, Ignacio	R-R	6-2	180	05/08/75	Baja California Sur, MX	Baja California Sur, MX	San Antonio	10-7	3.25	27	18	0	1	133.0	125	59	48	39	102	0.000
60	Judd, Mike	R-R	6-1	217	06/30/75	San Diego, CA	La Mesa, CA	Vero Beach San Antonio	6-5 4-2	3.53 2.73	14 12	14 12	0 0	0 0	86.2 79.0	67 69	37 27	34 24	39 33	104 65	0.010
49	Lankford, Frank	R-R	6-2	190	03/26/71	Atlanta, GA	Atlanta, GA	LOS ANGELES Norwich	0-0 4-2	0.00 2.90	1 11	0 11	0 2	0 0	2.2 68.1	4 58	0 28	0 22	0 15	4 39	0.000
48	Martinez, Ramon	S-R	6-4	184	03/22/68	Santo Domingo, DR	Santo Domingo, DR	Columbus	7-4	2.69	15	13	1	0	93.2	84	33	28	22	40	0.000
16	Nomo, Hideo	R-R	6-2	220	08/31/68	Osaka, Japan	Kobe, Japan	LOS ANGELES	10-5	3.64	22	22	1	0	133.2	123	64	54	68	120	8.133
13	Osuna, Antonio	R-R	5-11	206	04/12/73	Sinaloa, Mexico	Sinaloa, Mexico	LOS ANGELES	14-12	4.25	33	33	1	0	207.1	193	104	98	92	233	2.154
61	Park, Chan Ho	R-R	6-2	204	06/30/73	Kong Ju City, Korea	Los Angeles, CA	LOS ANGELES	3-4	2.19	48	0	0	0	61.2	46	15	15	19	68	2.110
36	Radinsky, Scott	L-L	6-3	221	03/03/68	Glendale, CA	Simi Valley, CA	LOS ANGELES	14-8	3.38	32	29	2	0	192.0	149	80	72	70	166	2.045
57	Reyes, Dennis	R-L	6-3	246	04/19/77	Higuera de Zaragoza, Mexico	Higuera de Zaragoza, Mexico	LOS ANGELES	5-1	2.89	75	0	0	3	62.1	54	22	20	21	44	8.000
								San Antonio	8-1	3.02	12	12	0	0	80.1	79	33	27	28	66	0.047
								Albuquerque	6-3	5.65	10	10	0	0	57.1	70	40	36	33	45	0.047
								LOS ANGELES	2-3	3.83	14	5	0	0	47.0	51	21	20	18	36	0.047
								LOS ANGELES	10-11	2.65	30	30	0	0	196.2	171	68	58	47	140	2.116

No.	Catchers (5)	B-T	Ht.	Wt.	Born	Birthplace	Residence	1997 Club(s)	Avg.	G	AB	R	H	2B	3B	HR	RBI	BB	SO	SB	MLS
54	Blanco, Henry	R-R	5-11	220	08/29/71	Caracas, Venezuela	Guarenes Ed Miranda, Venezuela	Albuquerque LOS ANGELES	.313 .400	91 3	294 5	38 1	92 2	0 0	1	6 0	47 1	37 0	63 1	7 0	0.031
64	LoDuca, Paul	R-R	5-10	185	04/12/72	Brooklyn, NY	Phoenix, AZ	San Antonio	.327	105	385	63	126	28	2	7	69	46	27	16	0.000
63	Pena, Angel	R-R	5-10	228	02/16/75	San Pedro de Macoris, DR	San Pedro de Macoris, DR	San Bernardino	.276	86	322	53	89	22	4	16	64	32	84	3	0.000
31	Piazza, Mike	R-R	6-3	223	09/04/68	Norristown, PA	Valley Forge, PA	LOS ANGELES	.362	152	556	104	201	32	1	40	124	69	77	5	5.034
15	Prince, Tom	R-R	5-11	206	08/13/64	Kankakee, IL	Bradenton, FL	LOS ANGELES	.220	47	100	17	22	5	0	3	14	5	15	0	5.082

No.	Infielders (11)	B-T	Ht.	Wt.	Born	Birthplace	Residence	1997 Club(s)	Avg.	G	AB	R	H	2B	3B	HR	RBI	BB	SO	SB	MLS
60	Castro, Juan	R-R	5-10	187	06/20/72	Los Mochis, Mexico	Los Mochis, Mexico	LOS ANGELES	.147	40	75	3	11	3	1	0	4	7	20	0	2.012
41	Cromer, Tripp	R-R	6-2	166	11/21/67	Lake City, SC	Columbia, SC	Albuquerque LOS ANGELES	.307 .291	27 28	101 86	11 8	31 25	5 3	2 0	2 4	11 20	4 6	20 16	1 0	2.004
30	Guerrero, Wilton	R-R	5-11	175	10/24/74	Don Gregorio, DR	Nizao, DR	Albuquerque LOS ANGELES	.400 .291	10 111	45 357	9 39	18 104	0 10	1 9	0 4	5 32	2 8	3 52	3 6	1.029
23	Karros, Eric	R-R	6-4	226	11/04/67	Hackensack, NJ	Manhattan Beach, CA	LOS ANGELES	.266	162	628	86	167	28	0	31	104	61	116	15	6.036
66	Konerko, Paul	R-R	6-3	211	03/05/76	Providence, RI	Paradise Valley, AZ	Albuquerque LOS ANGELES	.323 .143	130 6	483 7	97 0	156 1	31 0	1 0	37 0	127 0	64 1	61 2	2 0	0.027
62	Metcalfe, Mike	R-R	5-10	175	01/02/73	Quantivo, VA	Orlando, FL	San Bernardino	.283	132	519	83	147	28	7	3	47	55	79	67	0.000
65	Richardson, Brian	R-R	6-2	202	08/31/75	Los Angeles, CA	Diamond Bar, CA	San Antonio	.298	133	484	73	144	23	13	13	90	42	97	3	0.000
51	Riggs, Adam	R-R	6-0	190	10/04/72	Steubenville, OH	Andover, NJ	Albuquerque LOS ANGELES	.304 .200	57 9	227 20	59 3	69 4	8 1	3 0	13 0	28 0	29 4	39 3	12 1	0.047
10	Vizcaino, Jose	S-R	6-1	180	02/26/68	San Cristobal, DR	El Cajon, CA	SAN FRANCISCO	.266	151	568	77	151	19	7	5	50	48	87	8	7.115
26	Young, Eric	R-R	5-9	170	05/18/67	New Brunswick, NJ	Chattanooga, TN	COLORADO LOS ANGELES	.282 .273	118 37	468 154	78 28	132 42	29 4	6 2	6 2	45 16	57 14	37 17	32 13	5.067
27	Zeile, Todd	R-R	6-1	204	09/09/65	Van Nuys, CA	Westlake Village, CA	LOS ANGELES	.268	160	575	89	154	17	0	31	90	85	112	8	8.036

No.	Outfielders (8)	B-T	Ht.	Wt.	Born	Birthplace	Residence	1997 Club(s)	Avg.	G	AB	R	H	2B	3B	HR	RBI	BB	SO	SB	MLS
21	Ashley, Billy	R-R	6-7	242	07/11/70	Taylor, MI	Thousand Oaks, CA	LOS ANGELES	.244	71	131	12	32	7	0	6	19	8	46	0	3.072
45	Cedeño, Roger	S-R	6-1	205	08/16/74	Valencia, Venezuela	Valencia, Venezuela	Albuquerque LOS ANGELES	.354 .273	29 80	113 194	21 31	40 53	4 10	4 2	2 3	9 17	22 25	16 44	5 9	2.004
75	Gibbs, Kevin	S-R	6-2	185	04/03/74	Washington, D.C.	Davidsonville, MD	San Antonio	.335	101	358	89	120	21	6	2	34	72	48	49	0.000
28	Hollandsworth, Todd	L-L	6-2	215	04/20/73	Dayton, OH	San Ramon, CA	LOS ANGELES	.247	106	296	39	73	20	2	4	31	17	60	5	3.000
47	Hubbard, Trinidad	R-R	5-9	185	05/11/66	Chicago, IL	Houston, TX	Albuquerque CLEVELAND	.429 .250	13 7	56 12	13 3	24 3	4 3	3 1	14 0	4 0	4 1	4 3	2 2	0.099
56	Ingram, Garey	R-R	5-11	195	07/25/70	Columbus, GA	Columbus, GA	San Antonio LOS ANGELES	.299 .444	92 12	348 9	68 2	104 4	28 0	7 0	12 0	52 1	37 1	50 3	16 1	1.010
40	Luke, Matt	L-L	6-5	220	02/26/71	Long Beach, CA	Huntington Beach, CA	Columbus	.228	87	337	42	77	19	3	8	45	29	64	0	0.005
43	Mondesi, Raul	R-R	5-11	215	03/12/71	San Cristobal, DR	San Cristobal, DR	LOS ANGELES	.310	159	616	95	191	42	5	30	87	44	105	32	4.055

### ALPHABETICAL ROSTER

8	Amalfitano, Joe
21	Ashley, Billy
54	Blanco, Henry
67	Brunson, Will
46	Bruske, Jim
25	Castro, Juan
45	Cedeño, Roger
58	Cresse, Mark
41	Cromer, Tripp
50	Deschenes, Marc
37	Dreifort, Darren
55	Flores, Ignacio
75	Gibbs, Kevin
33	Gregson, Glenn
30	Guerrero, Wilton
44	Guthrie, Mark
52	Hall, Darren
28	Hollandsworth, Todd
47	Hubbard, Trinidad
56	Ingram, Garey
60	Judd, Mike
23	Karros, Eric
66	Konerko, Paul
49	Lankford, Frank
64	LoDuca, Paul
40	Luke, Matt
48	Martinez, Ramon
62	Metcalfe, Mike
43	Mondesi, Raul
11	Mota, Manny
16	Nomo, Hideo
13	Osuna, Antonio
61	Park, Chan Ho
63	Pena, Angel
31	Piazza, Mike
15	Prince, Tom
65	Richardson, Brian
18	Russell, Bill
36	Radinsky, Scott
57	Reyes, Dennis
51	Riggs, Adam
14	Scioscia, Mike
9	Smith, Reggie
59	Valdes, Ismael
10	Vizcaino, Jose
26	Young, Eric
27	Zeile, Todd

### NUMERICAL ROSTER

8	Amalfitano, Joe
9	Smith, Reggie
10	Vizcaino, Jose
11	Mota, Manny
13	Osuna, Antonio
14	Scioscia, Mike
15	Prince, Tom
16	Nomo, Hideo
18	Russell, Bill
21	Ashley, Billy
23	Karros, Eric
25	Castro, Juan
26	Young, Eric
27	Zeile, Todd
28	Hollandsworth, Todd
30	Guerrero, Wilton
31	Piazza, Mike
33	Gregson, Glenn
36	Radinsky, Scott
37	Dreifort, Darren
40	Luke, Matt
41	Cromer, Tripp
43	Mondesi, Raul
44	Guthrie, Mark
45	Cedeño, Roger
46	Bruske, Jim
47	Hubbard, Trinidad
48	Martinez, Ramon
49	Lankford, Frank
50	Deschenes, Marc
51	Riggs, Adam
52	Hall, Darren
54	Blanco, Henry
55	Flores, Ignacio
56	Ingram, Garey
57	Reyes, Dennis
58	Cresse, Mark
59	Valdes, Ismael
60	Judd, Mike
61	Park, Chan Ho
62	Metcalfe, Mike
63	Pena, Angel
64	LoDuca, Paul
65	Richardson, Brian
66	Konerko, Paul
67	Brunson, Will
75	Gibbs, Kevin

### 40-MAN PHONETIC SPELLINGS

Jim Bruske	(Brew-SKI)
Juan Castro	(KASS-iro)
Roger Cedeño	(said-DANE-yo)
Marc Deschenes	(DEE-shanes)
Darren Dreifort	(DREY-ort)
Eric Karros	(CARE-ose)
Paul LoDuca	(Low-DUKE-ah)
Raul Mondesi	(MON-de-see)
Hideo Nomo	(he-DAY-oh NO-MO)
Antonio Osuna	(OH-soo-na)
Chan Ho Park	(CHON-HO)
Angel Pena	(PAIN-yah)
Mike Piazza	(PEE-ah-za)
Dennis Reyes	(RAY-es)
Ismael Valdes	(ISH-mah-el val-DEZ)
Jose Vizcaino	(Viz-KI-ane-yo)
Todd Zeile	(ZeeI)

## LOS ANGELES DODGERS 1998 MEDIA GUIDE INDEX

<b>DODGER DIRECTORY</b>		Hitting Streaks—Los Angeles	369
Dodger Organization	2-4	Pinch-Hitting Leaders	370
<b>EXECUTIVE BIOGRAPHS</b>		100 RBI Club	368-369
O'Malley, Claire and Graziano	5-13	Top RBI Months	369
Dodger Vice Presidents	13-17	200 Hit Club	369
<b>STADIUM INFORMATION</b>		Fielding Marks—Lifetime	362
Attendance Records	24-29	Game Leaders By Position	363
Parking and Seating	23	Hall of Fame—Dodgers	388
Rainouts	21	Home Runs	
Rules of Interest	30	Grand Slams	364-365
Stadium History	20-21	Inside-The-Park	366
Tickets and Diamond Vision	22	Lifetime by Parks	364
<b>MEDIA INFORMATION</b>		Team Totals (1958-1997)	363
BBWAA	38	30 or More Club	366
Credential Requests	32	Yearly Leaders at Dodger Stadium	364
Dodger Broadcasters	33-36	<b>Dodger Batting and Pitching</b>	
Dodger Radio Network	36	Yearly Leaders (1958-1997)	356-362
Media Directory	37-38	Longest Games	372-373
Publicity	32	National League	
Regular Season Schedule	Inside foldout	Dodger Champions	375-376
<b>OPPONENTS</b>		Gold Gloves	378
N.L. Directory, Hotels, 1998 Series Facts and Club Statistics	40-58	Openers (L.A.)	370-371
Hitters by Park	60-62	Opening Day Lineups	371-372
Last Trade with Each Club	41	Pitching Records	
M.L. Baseball Directory	59	No-Hitters	367
American League Directory	59	Opponent No-Hitters	367
Pitchers by Park	62-63	L.A. One-Hitters	368
Hitters/Pitchers at A.L. Parks	64	L.A. Recent Two-Hitters	368
<b>1997 SEASON IN REVIEW</b>		Saves	367
Day-by-Day Record	66-68	20-Game Winners	366
Final Dodger Statistics		Postseason Play	
Batting	73	Championship Series	373
Pitching	73	Division Series	373
Club	74	World Series	374-375
Fielding	75	Retired Uniforms	389
Final Standings	80	Rookie Records	340
Highlights	69-72	Single Season Records	
Highs and Lows	76	Club	340-342
Home Runs		Consecutive	342-343
By Park	85	Game	343-345
vs. Dodgers	86-87	Individual	337-339
Last Time It Happened	88	Team Totals (1958-1997)	354-356
National League		Top 10 Batting and Pitching Career	
Club Statistics	81-82	Brooklyn and Los Angeles	345-347
Departmental Leaders	82-85	Los Angeles	347-348
Transactions	77-79	Top 10 Batting and Pitching Season	
<b>SPRING TRAINING</b>		Brooklyn and Los Angeles	348-350
Dodgertown	90-91	Los Angeles	351-353
Freeway Series	94	Won-Lost Breakdown (1958-1997)	353-354
Holman Stadium Crowds	94	Year-by-Year Record	336-337
Results	93		
Spring Schedule—1998	Inside foldout		
Statistics—1997	92-93		
<b>MANAGER AND COACHES</b>			
Biographies	96-109		
Trainers and Physical Therapist	109		
How the 1998 Dodgers were Constructed	110		
<b>PLAYERS</b>			
40-Man Biographies	112-260		
Milestones	261		
Non-Roster Invitees	262-276		
Rosters	Inside foldout		
<b>PLAYER DEVELOPMENT</b>			
First Round Picks and Awards	288		
Free Agent Draft	287-288		
Minor League Players	289-333		
Minor League & Scouting Directory	278		
Review and Won-Lost Records	279		
Team Notes and 1998 Schedules	280-286		
<b>HISTORY AND RECORDS</b>			
All-Star Selections	377-378		
All-Time Dodger Roster	380-387		
Award Winning Dodgers	375		
Sporting News Awards	378-379		
M.L. Baseball Awards	379-380		
Batting Records			
Hitting For The Cycle	370		
Hitting Streaks—All-Time	369		

## Index to Selected Fillers

100 Best Companies to Work For	208
All-Time Rookie Strikeout Leaders	72
Best Records Since 1988	80
Campo Las Palmas	17
Catchers With 30 or More Homers	225
Dodgers' 50 hits in a Month Club	260
Dodgers' 3,000th Game	160
Dodgers on the Internet	87
Dodgers' Record Over Last 40 Years	263
Dodgers' Record Under the O'Malleys	205
Dodgers on Sports Illustrated Covers	137
First, First Pitches	65
Football at Dodgertown	233
Game Times	21
Greatest L.A. Sports Moments	334
Home Fields	181
In Memory Of	334
Little League Around the World	284
Loge Level Home Runs	74
Martinez's No-Hitter	189
Medical Terms	390
Nomo's No-Hitter	205
Piazza and Stargell Clear Pavilion	85
Rookie Rule	134
Saves Rule	121
Scully in Sportscasters Hall of Fame	65
Seniority Rules	18
Southern California Athletes of Year	223
Stealing Bases	163
Sutton Elected into Hall of Fame	388
Talent From Around the World	148
Topps' Organization of the Year	47
Topps' Rookie All-Stars	143
Venezuela Academy	91
Youngest Dodger Starting Pitchers	187



## THE LOS ANGELES DODGERS ORGANIZATION

### BOARD OF DIRECTORS

Chairman .....	Peter O'Malley Roland Seidler, Mrs. Roland (Terry) Seidler
----------------	---

### OFFICERS

President .....	Peter O'Malley
Vice President, Treasurer .....	Roland Seidler
Corporate Secretary .....	Mrs. Roland (Terry) Seidler
Executive Vice President .....	Fred Claire
Executive Vice President .....	Bob Graziano
Vice President .....	Tommy Lasorda
Vice President, Campo Las Palmas .....	Ralph Avila
Vice President, Communications .....	Tommy Hawkins
Vice President, Marketing .....	Barry Stockhamer
Vice President, Minor League Operations .....	Charlie Blaney
Vice President, Finance and Administration .....	Bill Foltz
Assistant Secretary and General Counsel .....	Sam Fernandez

### BASEBALL OPERATIONS

Executive Vice President .....	Fred Claire
Director, Scouting .....	Terry Reynolds
Assistant to the President .....	Acey Kohrogi
Traveling Secretary .....	Bill DeLury
Administrator, Baseball Operations .....	Robert Schweppe
Coordinator of Professional Scouting .....	Gary Sutherland
Advance Scout .....	John Van Ornum
Special Assignment Scout .....	Eddie Bane
Special Assignment Scout .....	Timmy Thompson
Special Assignment Scout .....	Marty Maier
Administrator, Minor League Operations .....	Luchy Guerra
Data Entry Operator .....	John Heskett
Secretary to Executive Vice President .....	Rosalyn Gutierrez
Secretary, Scouting .....	Dianne Mesa
Secretary, Minor League .....	Tana Bertaux

### ACCOUNTING AND FINANCE

Director, Special Projects .....	Bob Wymbis
Manager, Accounting .....	Bobby Crisostomo
Accounts Payable .....	Rebecca Aguilar
Manager, Payroll .....	Jesus Dominguez
Jr. Accountant .....	Angelica Carl
Accounting Assistant .....	Adriana Naranjo
Assistant Payroll Clerk .....	Liana Henriquez

### ADMINISTRATION

Manager, Administrative Services .....	Linda Cohen
Administrative Services Assistant .....	George Barajas
Administrative Assistant to the President .....	Tasha Noriega
Media Relations and Special Projects Coordinator .....	Ruth Ruiz
Secretary, Communications and Legal .....	Irma Duenas
Receptionists .....	Willie Saunders, Lucy Valdez
Administrative Staff .....	John Canning

### ADVERTISING AND SPECIAL EVENTS

Director, Advertising and Special Events .....	Paul Kalil
Corporate Account Executive .....	Kevin Gelbard
Corporate Account Executive .....	Reed Nettles
Manager, Corporate Account Services .....	Kristen Kinsella

Corporate Account Service Representative .....	Tracey Harris
Advertising Coordinator .....	Brian Reisner
Advertising and Special Events Assistant .....	Laura A. Martin
Manager, Diamond Vision .....	Mark Tamar
Diamond Vision Associate Producer .....	Chris Gutierrez
Supervisor, Special Events .....	Melissa Akioka

### **BROADCASTING AND PUBLICATIONS**

Director, Broadcasting and Publications .....	Brent Shyer
Supervisor, Broadcasting and Publications .....	Paul Gomez
Broadcasting and Publications Assistant .....	Mark Langill
Broadcasting and Publications Assistant .....	Donna Carter

### **COMMUNITY AFFAIRS**

Director, Community Relations .....	Don Newcombe
Director, Community Affairs .....	Monique Brandon
Manager, Community Affairs .....	Lisa Sarno
Administrator, Community Affairs .....	Laura Pierson
Community Affairs .....	Lou Johnson
Coordinator, Community Affairs .....	Matthew Bennett
Administrative Assistant, Community Affairs .....	Joyce Thomas

### **GROUP SALES**

Manager, Group Sales and Events .....	Steve Everett
Manager, Ticket Marketing .....	Jerry Stipo
Sales Representative .....	Jerry Maldonado
Administrative Assistant .....	Elaine Olivas

### **HUMAN RESOURCES**

Manager, Human Resources .....	Gina Galasso
Human Resources Assistant .....	Silvia Camacho
Human Resources Assistant .....	Lionor R. Romero
Secretary, Human Resources .....	Juanita Landry
Administrative Staff .....	Manny Rodriguez

### **MANAGEMENT INFORMATION SYSTEMS**

Director, Management Information Systems .....	Mike Mularky
Senior Programmer Analyst .....	Lisa Wu
Method and Procedure Analyst .....	Debbie Lawrence
Administrative Assistant .....	Pat Reyes
Senior Computer Specialist/Programmer .....	Dan Pedroso
Computer Operator .....	Tom Cook
Programmer/Analyst .....	Angela Wu

### **MARKETING**

Manager, Marketing Services .....	Monique La Veau-Brennan
Account Coordinator .....	Kevin Scully
Account Coordinator .....	Laura Brandt
Administrative Assistant .....	Tanya Alvarez
Dodger Web Site .....	Ben Platt

### **MERCHANDISING**

Director of Merchandise .....	Michael Nygren
Product Managers .....	John Hirabayashi, Todd Erickson
Creative Services Manager .....	Dan Simon
Accounting Manager .....	Shari Keifer
Retail Service/Mail Order Manager .....	Rosie Cochran
Special Projects Manager .....	Kevin Bright
Office Manager .....	Alisha Douglas
Distribution Center Manager .....	Martin Marin

### **PUBLICITY**

Director, Publicity .....	Derrick Hall
Assistant Director, Publicity .....	Shaun Rachau
Manager, Publicity .....	John Olguin
Assistant, Baseball Information .....	Dave Tuttle
Office Coordinator .....	Barbara Conway
Assistant, Media/International Relations .....	Grace Morino

**STADIUM OPERATIONS**

Director, Stadium Operations .....	Doug Duennes
Assistant Director, Stadium Operations .....	Chris Figuera
Manager Stadium Operations .....	David Born
Administrative Assistant .....	Thembi McWhite
Turf and Grounds Superintendent .....	Eric Hansen
Manager, Ushers and Ticket Takers .....	April Thompson
Maintenance Manager .....	Charles Taylor
Dodger Clubhouse Manager .....	Dave Wright
Visiting Clubhouse Manager .....	Jerry Turner
Grounds Crew .....	Al Meyers, Frank Torres, Ben Velasquez
Security Guards .....	Arnold Douglass, Oscar Garcia, Gilardo Garciccano, Leonardo Velasquez, Juan Prada, Rico Rivera, Pete Reynoso, Joe Saldana
Gardeners .....	Ignacio Carrillo, Juan Lopez, Jorge Ochoa, Ruben Perez, Petronilo Serna, Jose Luis Toscano, Juan Bernal
Painters .....	Julio Alveno, Hector Mino
Utility .....	Kevin Waters
Maintenance .....	Rosa Saenz, Adelina Solano, Ranson Wade, Baltazar Ibarra
Mechanic .....	Bill Hyatt

**TICKETING**

Director, Ticket Operations .....	Debra Kay Duncan
Assistant Director, Ticket Operations .....	Billy Hunter
Manager, Ticket Operations .....	Gary Barbee
Supervisor, Ticket Operations .....	Christopher Frumento
Supervisor, Ticket Operations .....	Mike Rodriguez
Administrative Supervisor .....	Roxanne Adams
Ticket Coordinator .....	Seth Bluman
Ticketing Staff .....	Aaron Diaz, Claudia Crowe, Louis Smolensky
Group Coordinator .....	Jean Nuttall
Supervisor, Customer Service .....	Suzanne Harms
Assistant Supervisor, Customer Service .....	Gail Marie Keys
Customer Service Leads .....	Juan Martinez, Christina Raitano

**DODGERTOWN**

Managing Director .....	Craig Callan
Food and Beverage Director .....	Bruce Callahan
Controller .....	Joe Beinhower
Grounds Supervisor .....	Keith Smith
General Manager/Conference Center .....	Richard Nalbandian

**MEDICAL STAFF**

Club Physicians .....	Dr. Frank W. Jobe, Dr. Michael F. Mellman
Trainers .....	Charlie Strasser, Stan Johnston
Physical Therapist .....	Pat Screnar

**GAME DAY PERSONNEL**

Press Box Staff .....	Robert Allen, Alan Namay
N.L. Game Day Personnel Official Scorers .....	Don Hartack, Larry Kahn, Irv Kaze
Organist .....	Nancy Bea Hefley
Public Address Announcer .....	Mike Carlucci

**PHOTOGRAPHERS**

Team Photographers .....	Jon SooHoo, Juan Ocampo, Jill Wesleder
--------------------------	--

**LOS ANGELES DODGERS**

Dodger Stadium 1000 Elysian Park Ave., Los Angeles, CA 90012-1199 (213) 224-1500

The 1998 Dodgers Media Guide is published by the Los Angeles Dodgers, Inc., 1000 Elysian Park Avenue, Los Angeles, CA 90012-1199. Copyright © 1998 by the Los Angeles Dodgers, Inc. All rights reserved. Permission to reprint or reproduce any of the enclosed material must be granted in writing by the Los Angeles Dodgers, Inc.

The 1998 Dodgers Media Guide was written and compiled by the publicity and publications departments. It is based on information available through Feb. 2, 1998.

**Editors:** Derrick Hall and Shaun Rachau. **Associate Editors:** Dave Tuttle and Paul Gomez. **Contributors:** Brent Shyer, John Olguin, Mark Langill, Robert Schweppe, Luchy Guerra, Barbara Conway and Grace Morino. **Special Thanks:** Major League Baseball, Elias Sports Bureau and Stats, Inc., Larry Goren Photography. **Photography:** Jon SooHoo Photography. **Design & Typography:** RLR, Pasadena, CA. **Cover Design:** Brian Reisner and Dan Simon. **Printing:** ColorGraphics, Los Angeles, CA.



**Peter O'Malley**  
President

Peter O'Malley, who begins his 29th season as president of the Los Angeles Dodgers, is the longest active president in Major League Baseball after being appointed on March 17, 1970. O'Malley's tenure as president is also the longest in club history. He succeeded his father, the late Walter O'Malley, who held the post from 1950-70.

The O'Malley family holds the longest ownership in Major League Baseball since purchasing the club in 1950. The family announced on Jan. 6, 1997 the Dodgers would be sold. The Dodgers received permission from the Major League Baseball Ownership Committee on July 30, 1997 to

continue discussions with FOX, and reached an agreement in principle with FOX on Sept. 4, 1997.

O'Malley studied at LaSalle Military Academy in Oakdale, NY. He majored in Business Law at the Wharton School of Business and Finance at the University of Pennsylvania and graduated with a Bachelor of Science degree in Economics in 1960.

O'Malley has actively worked in the Dodgers organization for 37 years since he was named director of Dodgertown, the club's spring training camp in Vero Beach, FL, in 1962. He served as president and general manager of the Dodgers' Triple-A farm team in Spokane, WA, from 1965-66 before moving to Los Angeles in 1967 when he was named vice president of stadium operations. Two years later, he was appointed executive vice president.

The Dodgers were the only sports franchise chosen in 1997 by *Fortune* magazine as one of the 100 Best Companies to Work for in America. It was the third time the Dodgers received such prestigious recognition after being named in the book, *The 100 Best Companies to Work for in America*, published in 1984 and 1993. The Dodgers also won their fifth Organization of the Year award from Topps, Co. in 1997 and are the only team to have won the award in every decade that it has been presented (1967, 1970, 1981, 1990, 1997).

O'Malley has enthusiastically supported international baseball at both the amateur and professional levels. Under his presidency, the Dodgers have helped lift the game of baseball internationally by assisting the Olympic baseball movement, hosting foreign coaches and teams at Dodgertown, playing exhibition games in other countries, helping to establish playing fields in other countries, sending instructors and sports medical experts to share baseball knowledge abroad, developing and signing foreign players, and expanding working agreements with teams outside of the United States.

For their international efforts, both O'Malley and his late father were honored as recipients of the Pacific Pioneer Award by the Japanese American Cultural & Community Center (JACCC) at its annual awards dinner in 1996, honoring Japanese and American persons contributing to increased understanding between the United States and Japan.

The Dodgers worldwide promotion of baseball includes:

- Exchanging coaches and instructors with countries on every continent in an effort to develop baseball and spread goodwill.
- The Dodgers built a baseball field with a grand stand in Tianjin, China in 1986, a Little League field in Managua, Nicaragua in 1992 and are currently building a Little League baseball field and an adult field in Dublin, Ireland.
- Creating Campo Las Palmas, a state-of-the-art baseball academy opened in 1987 that develops major league prospects in the Dominican Republic. More than 12,000 players have gone through the academy and 22 of the 187 players (12 percent) that have signed contracts are currently on a major league roster.

**O'MALLEY** (Continued)

- Inviting professional baseball teams from Asia to train at Dodgertown, including Japan's Tokyo Giants (1961, '67, '71, '75 and '81), Japan's Chunichi Dragons (1988) and Korea's Samsung Lions (1985, '92, '93, '95 and '97). Japan's Waseda University was the first amateur team invited to Dodgertown in 1994. Hanyang University was the first Korean university to train in the United States when it visited Dodgertown in 1996.
- The Sinon Bulls became the first professional team from Taiwan to train in Latin America when they trained at Campo Las Palmas in February 1997 and 1998.
- Mexican-born lefty Fernando Valenzuela became the first player to capture Rookie of the Year and Cy Young honors in the same season after starting the All-Star Game for the National League and leading the Dodgers to the 1981 World Championship.
- Hosting the first-ever Olympic baseball exhibition tournament at Dodger Stadium during the 1984 Olympic Games in Los Angeles. Baseball was a demonstration sport at the 1984 Olympics but became an official Olympic event at the 1992 Barcelona Games.
- Shortstop Craig Shipley, who signed with the Dodgers on May 28, 1994, became only the second native-born Australian to play in the major leagues in 1986.
- Hosting the International World All-Star Game at Dodger Stadium in 1991, in which 44 players from 28 countries participated.
- Playing five exhibition games in Taipei, Taiwan and Fukuoka, Japan as part of the 1993 Friendship Series. The Dodgers have also played exhibition games in Puerto Rico, the Bahamas, the Dominican Republic and Mexico.
- Pitcher Chan Ho Park, who signed with the Dodgers on Jan. 14, 1994, became the first Korean-born player to play in the major leagues in 1994.
- Pitcher Hideo Nomo, who signed with the Dodgers on Feb. 13, 1995, won the 1995 N.L. Rookie of the Year award after becoming the second Japanese-born player to appear in the major leagues. He is also the first to play in the major leagues after playing professionally in Japan's Central or Pacific Leagues.

O'Malley has been a longtime community leader in the Los Angeles area, serving as director of the Los Angeles World Affairs Council, the Board of Directors of the Los Angeles Guangzhou (People's Republic of China) Sister City Association, the Board of Governors of the Music Center of Los Angeles, the Board of Directors of *The Tidings* newspaper, the Board of Directors of the Amateur Athletic Foundation and the Board of Directors of the Police Memorial Foundation. He also became the first president of a non-Korean privately-held L.A. company to join the Korean American Chamber of Commerce of Los Angeles in 1993. O'Malley's civic leadership is not restricted to the Los Angeles community. He is also president of the Little League Baseball Foundation and a director of the Jackie Robinson Foundation in New York.

O'Malley, upon request of city officials in the summer of 1995, explored the possibility of building a football stadium next to Dodger Stadium and owning an expansion National Football League franchise. However, on Sept. 9, 1996 city officials asked the Dodgers to put a hold on those plans and support the effort to build a new stadium at the site of the Coliseum.

For his community involvement, O'Malley was named the United States Baseball Federation's Corporate Executive of the Year in 1991, recipient of the International Congress of Little League Baseball's first distinguished Little League Ambassador award in 1992, now named in O'Malley's honor, and the American Baseball Coaches Association's Uncommon Service to Baseball award in 1994.

Walter and Peter O'Malley's leadership of the Dodgers began in November 1944 when Walter became Secretary of the Board of Directors after having served as the general counsel for two years. Here are some Dodger highlights from the O'Malley tenure:

#### DODGER PRESIDENTS

1890-1897	Charles H. Byrne
1898-1924	Charles H. Ebbets
1925	Edward J. McKeever
1925-1929	Wilbert Robinson
1930-1932	Frank B. York
1933-1938	Stephen W. McKeever
1938-1942	Leland S. "Larry" MacPhail
1942-1950	Branch Rickey
1950-1970	Walter O'Malley
1970-Present	Peter O'Malley

- The Dodgers have finished the season in first or second place 36 times in 54 years. The team has won nine Western Division titles, 15 National League Pennants and six world titles.
- There have only been four managers since 1950 under the presidency of Walter and Peter O'Malley: Charley Dressen from 1950-53, Walter Alston managed 23 seasons from 1954-76, Tommy Lasorda managed 20 seasons from 1976-96, and Bill Russell from 1996-present.
- Nine uniforms of Dodger greats have been retired: Pee Wee Reese (1), Tommy Lasorda (2), Duke Snider (4), Jim Gilliam (19), Walt Alston (24), Sandy Koufax (32), Roy Campanella (39), Jackie Robinson (42) and Don Drysdale (53).
- Sixteen Rookies of the Year: Todd Hollandsworth (1996), Hideo Nomo (1995), Raul Mondesi (1994), Mike Piazza (1993), Eric Karros (1992), Steve Sax (1982), Fernando Valenzuela (1981), Steve Howe (1980), Rick Sutcliff (1979), Ted Sizemore (1969), Jim Lefebvre (1965), Frank Howard (1960), Jim Gilliam (1953), Joe Black (1952), Don Newcombe (1949) and Jackie Robinson (1947).
- Eight Cy Young Awards: Don Newcombe (1956), Don Drysdale (1962), Sandy Koufax (1963, 1965, and 1966), Mike Marshall (1974), Fernando Valenzuela (1981) and Orel Hershiser (1988).
- Eight N.L. Most Valuable Players: Roy Campanella (1951, 1953, and 1955), Don Newcombe (1956), Maury Wills (1962), Sandy Koufax (1963), Steve Garvey (1974) and Kirk Gibson (1988)
- Five All-Star Game Most Valuable Players; Maury Wills (1962, Game One), Steve Garvey (1974), Don Sutton (1977), Steve Garvey (1978) and Mike Piazza (1996).
- The Dodgers were the only sports franchise chosen in 1997 by *Fortune* magazine as one of the 100 Best Companies to Work for in America. It was the third time the Dodgers received such prestigious recognition after being named in the book, *The 100 Best Companies to Work for in America*, published in 1984 and 1993.
- The Dodgers won five Organization of the Year awards from Topps, Co. (1967, 1970, 1981 and 1990).
- The Dodgers were the first team to host more than three million fans in a season in 1978. It has been followed by 10 more seasons with more than three million people in attendance at Dodger Stadium in 1980, 1983, 1984, 1985, 1986, 1990, 1991, 1993, 1996 and 1997.
- Fifteen no-hitters have been thrown by Dodger pitchers since 1944.
- Dodger Stadium has been the backdrop to numerous concerts and events, including a mass by Pope John Paul II in 1987, the Beatles in 1965, Elton John in 1976 and 1992, Encore! The Three Tenors in 1994 and The Rolling Stones in 1997.
- Dodger Stadium played host to the first-ever baseball exhibition eight-team tournament in the Olympics during the 1984 Los Angeles Games.
- The Dodgers founded Campo Las Palmas on March 21, 1987, as a state-of-the-art facility for developing major league prospects in the Dominican Republic.
- The Dodgers also have a baseball camp in Caracas, Venezuela for developing major league prospects.
- Dodger Stadium played host to the International Baseball World All-Star Game in 1991, in which 44 players from 28 countries participated in the event.

**O'MALLEY** (Continued)

- The Dodgers traveled to Asia to play exhibition games in 1956, 1966 and 1993.
- The Dodgers have also played exhibition games in the Bahamas, Canada, Cuba, the Dominican Republic, Mexico and Puerto Rico.
- Dodgertown has played host to professional baseball teams from Asia on 11 different occasions: Japan's Yomiuri Giants (1961, 1967, 1971, 1975 and 1981), Korea's Samsung Lions (1985, 1992, 1993, 1995 and 1997) and Japan's Chunichi Dragons (1988).
- Japan's Waseda University was the first amateur team invited to Dodgertown to train in 1994. Hanyang University was the first Korean university to train in the United States when it visited Dodgertown in 1996.
- The Sinon Bulls became the first professional team from Taiwan to train in Latin America when they trained at Campo Las Palmas in February 1997 and 1998.
- Coaches from all over the world have studied the training techniques of the Dodgers' staffs, including Australia, China, Holland, Ireland, Italy, Japan, Korea, Nicaragua, Nigeria, Mexico, Russia and Taiwan.
- The Dodgers built a baseball field in Tianjin, China in 1986, a Little League field in Managua, Nicaragua in 1992, and are currently building a Little League baseball field and an adult field in Dublin, Ireland.
- The Dodgers have working agreements with many winter league teams in different countries, including Adelaide Clipsal Giants in Australia, La Romana in the Dominican Republic, Mexicali in Mexico and Caracas in Venezuela.

**Fred Claire***Executive Vice President*

Fred Claire, the dean of all major league general managers with the longest continuous service time, begins his 30th season with the Dodgers and his 12th in charge of player personnel decisions.

Appointed to the general manager position in April 1987, Claire has helped revive the Dodgers' player development system. Under his tenure, five of the the past six N.L. Rookies of the Year – Eric Karros, Mike Piazza, Raul Mondesi, Hideo Nomo and Todd Hollandsworth – have advanced through the Dodger minor league system as part of an impressive core of 27 homegrown players now listed on the Dodgers' 40-man roster.

Since the beginning of the 1994 season, the Dodgers have the best record in the N.L. West, rank second in the N.L. behind Atlanta and place fifth in the major leagues with a 314-268 (.540) mark.

In Claire's second season as head of player personnel, the Dodgers won the 1988 World Championship with several key players he acquired, including Kirk Gibson, Mickey Hatcher, Rick Dempsey, Jay Howell, Alfredo Griffin, John Shelby and Tim Belcher. Claire was named *The Sporting News* Executive of the Year in 1988, becoming the fifth Dodger executive in history to win the honor. Others include Larry MacPhail (1939), Branch Rickey (1947), Walter O'Malley (1955) and Buzzie Bavasi (1959). The Dodgers earned the *The Sporting News*' Organization of the Year award in 1995 after Claire's player personnel moves led L.A. to the N.L. West title. The Dodgers also earned a Wild Card berth in 1996.

Claire joined the Dodgers in 1969 as the director of publicity and was later appointed vice president, public relations and promotions in February 1975. Under Claire's leadership, the public relations and marketing departments received the Diogenes Award for ethics in marketing by the Sales and Marketing Executives Association of Los Angeles and the Dodgers were saluted for achievements in marketing by Major League Baseball and the Advertising Club of Los Angeles. Claire received the Robert O. Fishel Award in 1986, an award presented annually to a Major League Baseball executive for public relations excellence. He was appointed

to executive vice president in October 1982, becoming the Dodgers' first executive vice president since Peter O'Malley served in the same capacity during the 1969-70 seasons.

Prior to joining the Dodgers, Claire spent 12 years in the newspaper field as a sports editor, columnist and baseball writer with the *Long Beach Press-Telegram*, the *Pomona Progress Bulletin* and the *Whittier News*. Claire graduated with a Bachelor of Arts degree in Journalism from San Jose State University in 1957. He also holds an Associate of Arts degree from Mt. San Antonio College and has been honored by the college as an outstanding alumnus. Claire also attended El Camino College and in January 1989 was named the college's first alumnus of the year. He received the Award of Honor from the American Baseball Coaches Association in 1990 and has served as a member of the Board of Directors for MLB Properties, as a member of the Broadcast Advisory Group, and as a member of the Baseball Operations Committee.

#### LONGEST CONSECUTIVE ACTIVE SERVICE TIME, MAJOR LEAGUE GENERAL MANAGERS

Name	Team	Starting Date
1. Fred Claire	Los Angeles Dodgers	April 1987
2. Woody Woodward	Seattle Mariners	July 1988
3. Herk Robinson	Kansas City Royals	October 1990
4. John Schuerholz	Atlanta Braves	October 1990
5. Ron Schueler	Chicago White Sox	November 1990
6. David Dombroski	Florida Marlins	September 1991
7. John Hart	Cleveland Indians	September 1991
8. Bob Gebhard	Colorado Rockies	September 1991
9. Sal Bando	Milwaukee Brewers	October 1991

#### CLAIRE AS GENERAL MANAGER

**April 10, 1987:** Signed Mickey Hatcher as a free agent.

**April 13, 1987:** Signed pitcher Pete Ladd as a free agent.

**May 6, 1987:** Acquired catcher Orlando Mercado from Detroit in exchange for right-handed pitcher Balvino Galvez.

**May 22, 1987:** Acquired outfielder John Shelby and left-handed pitcher Brad Havens from the Baltimore Orioles in exchange for right-handed pitcher Tom Niedenfuer.

**June 12, 1987:** Signed outfielder Danny Heep as a free agent. Heep was a re-entry free agent who signed after the June Free Agent Draft and compensation was not required.

**June 19, 1987:** Acquired infielder Phil Garner from the Houston Astros in exchange for left-handed pitcher Jeff Edwards.

**June 23, 1987:** Acquired left-handed pitcher Bill Krueger from the Oakland A's in exchange for right-handed pitcher Tim Meeks.

**July 10, 1987:** Signed outfielder Tito Landrum as a free agent.

**Aug. 13, 1987:** Signed right-handed pitcher Ron Davis as a free agent.

**Aug. 17, 1987:** Acquired infielder Glenn Hoffman from the Boston Red Sox for a player to be named later.

Right-handed pitcher Bill Bartels was assigned to Boston.

**Aug. 29, 1987:** Acquired right-handed pitcher Tim Belcher from the Oakland A's in exchange for left-handed pitcher Rick Honeycutt.

**Sept. 21, 1987:** Acquired infielder Mike Sharperson from the Toronto Blue Jays in exchange for right-handed pitcher Juan Guzman.

**Dec. 11, 1987:** Acquired infielder Alfredo Griffin, right-handed pitcher Jay Howell, and left-hand pitcher Jesse Orosco in a three-team deal with the Oakland A's and the New York Mets for right-handed pitcher Bob Welch, right-handed pitcher Jack Savage, and left-handed pitcher Matt Young.

**Dec. 16, 1987:** Signed outfielder Mike Davis as a type "B" free agent. The Oakland A's selected catcher Wynn Beck in the second round of the 1988 June Free Agent Draft as amateur compensation.

**Jan. 5, 1988:** Signed right-handed pitcher Don Sutton as a free agent.

**Jan. 29, 1988:** Signed outfielder Kirk Gibson as an uncompensated free agent.

**April 1, 1987:** Acquired catcher John Gibbons from the New York Mets in exchange for infielder Craig Shipley.

## CLAIRE (Continued)

- April 5, 1988:** Signed left-handed pitcher Ray Searage as a free agent.
- July 1, 1988:** Signed right-handed pitcher Mario Soto as a free agent.
- Aug. 16, 1988:** Acquired left-handed pitcher John Tudor from the St. Louis Cardinals in exchange for outfielder Pedro Guerrero.
- Aug. 31, 1988:** Acquired left-handed pitcher Ricky Horton from the Chicago White Sox in exchange for right-handed pitcher Shawn Hillegas.
- Oct. 3, 1988:** Acquired right-handed pitcher Jim Neidlinger from the Pittsburgh Pirates in exchange for left-handed pitcher Bill Krueger.
- Dec. 4, 1988:** Acquired first baseman Eddie Murray from the Baltimore Orioles in exchange for infielder Juan Bell, right-handed pitchers Brian Holton and Ken Howell.
- Dec. 5, 1988:** Acquired right-handed pitcher Christopher Jones from the Syracuse (Toronto) club and right-handed pitcher Jeff Fischer from the Indianapolis (Montreal) club for \$50,000 in the major league winter draft.
- Dec. 10, 1988:** Signed infielder Willie Randolph as an uncompensated free agent.
- March 11, 1989:** Acquired right-handed pitcher Mike Morgan from the Baltimore Orioles in exchange for outfielder Mike Devereaux.
- July 18, 1989:** Acquired outfielder Kal Daniels and infielder Lenny Harris from the Cincinnati Reds in exchange for Mariano Duncan and Tim Leary.
- July 18, 1989:** Acquired outfielder Billy Bean from the Detroit Tigers in exchange for first baseman Domingo Michel and outfielder Steve Green.
- Nov. 9, 1989:** Acquired right-handed pitcher Jeff Bittiger in exchange for infielder Tracy Woodson.
- Dec. 7, 1989:** Signed free agent right-handed pitcher Jim Gott.
- Dec. 20, 1989:** Acquired infielder Juan Samuel from the New York Mets for outfielder Mike Marshall and pitcher Alejandro Peña.
- Dec. 21, 1989:** Signed outfielder Hubie Brooks as a free agent.
- Dec. 21, 1989:** Signed right-handed pitcher Mike Maddux as a free agent.
- Jan. 26, 1990:** Signed left-handed pitcher Pat Perry as a free agent.
- April 1, 1990:** Acquired left-handed pitcher Terry Wells from the Houston Astros in exchange for Franklin Stubbs.
- May 13, 1990:** Acquired outfielder Stan Javier from the Oakland A's in exchange for second baseman Willie Randolph.
- Sept. 13, 1990:** Acquired left-handed pitcher Dennis Cook in exchange for catcher Darrin Fletcher.
- Sept. 21, 1990:** Signed catcher Barry Lyons as a free agent.
- Oct. 1, 1990:** Acquired right-handed pitcher Mike Wilkins from Detroit in exchange for left-handed pitcher Mike Munoz.
- Nov. 8, 1990:** Signed outfielder Darryl Strawberry as a free agent.
- Dec. 3, 1990:** Signed right-handed pitcher Kevin Gross as a free agent.
- Dec. 14, 1990:** Acquired infielder Greg Smith from the Chicago Cubs in exchange for infielder Jose Vizcaino.
- Dec. 15, 1990:** Signed outfielder Brett Butler as a free agent.
- Dec. 15, 1990:** Acquired left-handed pitcher Bob Ojeda and right-handed pitcher Greg Hansell from the New York Mets in exchange for outfielder Hubie Brooks.
- Dec. 20, 1990:** Acquired catcher Bert Heffernan from the Milwaukee Brewers in exchange for right-handed pitcher Darren Holmes.
- Dec. 29, 1990:** Acquired left-handed pitcher David Lynch and right-handed pitcher Steve Allen from the Texas Rangers in exchange for left-handed pitcher Jim Poole.
- March 25, 1991:** Signed left-handed pitcher John Candelaria as a free agent.
- March 26, 1991:** Signed catcher Gary Carter as a free agent.
- July 3, 1991:** Acquired outfielder Mitch Webster from Pittsburgh in exchange for outfielder Jose Gonzalez.
- July 31, 1991:** Acquired right-handed pitcher Roger McDowell from Philadelphia for pitcher Mike Hartley and outfielder Braulio Castillo.
- Sept. 6, 1991:** Acquired left-handed pitcher Steve Wilson from the Chicago Cubs on waivers and sent pitcher Jeff Hartsock to the Cubs as compensation.
- Nov. 27, 1991:** Acquired outfielder Eric Davis and right-handed pitcher Kip Gross from Cincinnati for pitchers Tim Lincecum and John Wetteland.
- Dec. 3, 1991:** Signed right-handed pitcher Tom Candiotti as a free agent.
- Dec. 11, 1991:** Acquired right-handed pitcher Rudy Seanez from Cleveland for pitchers Dennis Cook and Mike Christopher.
- Dec. 11, 1991:** Acquired infielder Todd Benzinger from Kansas City for outfielder Chris Gwynn and infielder Domingo Mota.
- June 27, 1992:** Acquired left-handed minor league pitcher Mike Sodders

- from the Chicago Cubs in exchange for outfielder Kal Daniels.
- July 2, 1992:** Acquired right-handed pitcher Steve Searcy and minor league outfielder Julio Peguero from the Philadelphia Phillies in exchange for outfielder Stan Javier.
- Nov. 17, 1992:** Acquired infielder Jody Reed from the Colorado Rockies in exchange for right-handed pitcher Rudy Seañez.
- Dec. 5, 1992:** Signed free agent infielder/outfielder Cory Snyder.
- Dec. 9, 1992:** Signed free agent right-handed pitcher Todd Worrell.
- Dec. 24, 1992:** Acquired infielder Tim Wallach from the Montreal Expos in exchange for minor league infielder Tim Barker.
- March 16, 1993:** Acquired right-handed pitcher Ricky Trlicek on waivers from the Toronto Blue Jays.
- June 2, 1993:** Claimed right-handed pitcher Jonathan Hurst on waivers from the Montreal Expos.
- Aug. 9, 1993:** Acquired right-handed pitcher Bob Ayrault on waivers from Seattle Mariners and was optioned to Albuquerque.
- Sept. 7, 1993:** Acquired right-handed pitcher John DeSilva from the Detroit Tigers as the player to be named later in the trade on Aug. 31 for Eric Davis.
- Nov. 17, 1993:** Acquired second baseman Delino DeShields from the Montreal Expos for pitcher Pedro Martinez.
- Dec. 27, 1993:** Acquired third baseman Ron Coomer from the Chicago White Sox for pitcher Isidro Marquez.
- Jan. 14, 1994:** Signed free agent pitcher Chan Ho Park.
- March 28, 1994:** Acquired pitcher Al Osuna from Houston for pitcher James Daspit.
- April 10, 1994:** Signed free agent outfielder Chris Gwynn.
- May 12, 1994:** Claimed pitcher Jeff Williams on waivers from the Seattle Mariners.
- June 16, 1994:** Acquired pitcher Brian Barnes from the Cleveland Indians for infielder Eddie Lantigua.
- Dec. 5, 1994:** Selected pitcher Ed Vosberg in the Rule V Draft.
- Feb. 13, 1995:** Signed pitcher Hideo Nomo as a free agent.
- April 10, 1995:** Signed pitcher Rob Murphy to a minor league contract.
- May 23, 1995:** Acquired pitcher Joey Eischen and outfielder Roberto Kelly from the Montreal Expos for Henry Rodriguez and Jeff Treadway
- May 25, 1995:** Claimed pitcher John Cummings on waivers from the Seattle Mariners.
- May 31, 1995:** Claimed infielder Chad Fonville on waivers from the Montreal Expos.
- June 9, 1995:** Acquired pitcher Kris Foster from Montreal for Rafael Bournigal.
- June 19, 1995:** Acquired pitcher Willie Banks from the Chicago Cubs for pitcher Dax Winslett.
- July 31, 1995:** Acquired pitchers Mark Guthrie and Kevin Tapani from the Minnesota Twins for pitchers Greg Hansell and Jose Parra and infielder Ron Coomer.
- Aug. 18, 1995:** Acquired outfielder Brett Butler from the New York Mets for outfielders Scott Hunter and Dwight Maness.
- Nov. 1, 1995:** Signed free agent pitcher Darren Hall.
- Nov. 29, 1995:** Acquired third baseman Mike Blowers from Seattle for infielders Miguel Cairo and Willie Otanez.
- Nov. 30, 1995:** Signed free agent shortstop Greg Gagne.
- Dec. 15, 1995:** Acquired pitcher Rick Clelland from the Montreal Expos for Omar Daal.
- Jan. 10, 1996:** Signed pitcher Narciso Elvira to a minor league contract.
- Jan. 16, 1996:** Signed pitcher Scott Radinsky to a minor league contract.
- Feb. 16, 1996:** Signed pitcher Mike Harkey to a minor league contract.
- June 24, 1996:** Acquired outfielder Wayne Kirby on waivers from the Cleveland Indians.
- July 25, 1996:** Signed infielder Tim Wallach and assigned him to San Bernardino.
- July 31, 1996:** Acquired center fielder Chad Curtis from the Detroit Tigers for pitchers Joey Eischen and John Cummings.
- Aug. 31, 1996:** Acquired outfielder Dave Clark from the Pittsburgh Pirates for Carl South.
- Oct. 1, 1996:** Claimed infielder Howard Battle off waivers from the Philadelphia Phillies.
- Oct. 15, 1996:** Claimed infielder/catcher John Wehner off waivers from the Pittsburgh Pirates.
- Nov. 20, 1996:** Claimed infielder Nelson Liriano off waivers from the Pittsburgh Pirates.
- Dec. 8, 1996:** Signed free agent third baseman Todd Zeile.
- Dec. 9, 1996:** Acquired infielder Jeff Berblinger from Detroit (which had acquired him in the Rule V draft from St. Louis) for Deivi Cruz (acquired from San Francisco in the Rule V Draft on Dec. 9) and Juan Hernaiz.

## CLAIRE (Continued)

- Feb. 18, 1997:** Signed pitcher Mike Harkey to a minor league contract.
- April 28, 1997:** Signed outfielder Eric Anthony to a minor league contract.
- Aug. 9, 1997:** Acquired minor league pitcher Hal Garrett from Pittsburgh for infielder Eddie Williams.
- Aug. 12, 1997:** Acquired outfielder Otis Nixon from Toronto for minor leaguer Bobby Cripps.
- Aug. 18, 1997:** Acquired infielder Eric Young from Colorado for right-handed pitcher Pedro Astacio.
- Aug. 20, 1997:** Signs Eddie Murray to a minor league contract.
- Aug. 27, 1997:** Acquired outfielder Darren Lewis from the Chicago White Sox for a player to be named later (Chad Fonville).
- Sept. 25, 1997:** Claimed outfielder Matt Luke off waivers from the New York Yankees.
- Oct. 6, 1997:** Claimed right-handed pitcher Jim Bruske off waivers from the San Diego Padres.
- Dec. 3, 1997:** Signed outfielder Trinidad Hubbard to a minor league contract.
- Dec. 8, 1997:** Signed infielder Jose Vizcaino to a three-year contract.
- Dec. 15, 1997:** Acquired Marc Deschenes and Frank Lankford in the major league Rule V Draft.
- Dec. 17, 1997:** Signed pitcher Tim Scott and outfielder Ricky Otero to minor league contracts.
- Jan. 7, 1998:** Signed outfielder Thomas Howard to a minor league contract.
- Jan. 12, 1998:** Signed pitcher Mark Gubicza to a minor league contract.
- Jan. 15, 1998:** Signed infielder Eric Young to a four-year contract through 2001.
- Jan. 16, 1998:** Signed outfielder Mike Devereaux to a three-year contract.



**Bob Graziano**  
*Executive Vice President*

Bob Graziano enters his 13th season with the Los Angeles Dodgers and his second season as the club's Executive Vice President. He was promoted to his current position on Feb. 13, 1997.

Graziano is responsible for the overall day-to-day functioning of the business side of the organization. A key member of the negotiations on the sale of the ballclub from the O'Malley family to Fox in 1997, he has regularly attended Major League Baseball ownership meetings since 1993. He worked extensively on the industry revenue sharing and collective bargaining issues in 1994 and 1995. The Miralste High School graduate is actively involved with the Dodgers' Labor

Management Committee, which is a partnership among the front office, all collective bargaining units within the stadium, and union leadership. This partnership has actively focused on enhancing customer satisfaction in the stadium and has measured its progress through the J.D. Powers surveys.

In 1996, Graziano coordinated a \$1.5 million feasibility study to evaluate building an NFL football stadium on Dodger Stadium property. He also oversaw all aspects of the study, including the public relations and governmental relations. In 1991, Graziano worked on a major capital improvement at Dodger Stadium involving the food and beverage facilities. He continues to work on evaluating the opportunities to improve Dodger Stadium and maintain it as a world-class facility.

The Los Angeles native originally joined the Dodgers on Jan. 1, 1986 as the club's Director of Financial Projects. During his two-year stint in that position, he oversaw many accounting and finance projects, including the automation of financial and other systems throughout the organization. He was promoted to Vice President, Finance on Oct. 28, 1987. In that role he oversaw the Accounting, Human Resources, Stadium Operations, Ticketing and Management Information Systems departments.

After earning summa cum laude honors and a Business Administration degree from the University of Southern California in 1980, Graziano joined Ernst & Young as Supervising Senior Accountant. During his four-years with the accounting firm, he serviced audit clients and consulted the Dodgers on their transition to an in-house computerized ticketing system.

In 1984, he took a leave of absence from Ernst & Young to become Ticket Manager and Accounting Supervisor for the Los Angeles Olympic Organizing Committee. After the Olympics concluded, Graziano was responsible for general accounting functions as Manager of Financial Services for WTC Air Freight, an international air freight forwarder.

Graziano is a certified public accountant and a member of the Financial Executive Institute, USC Associates, USC South Bay Alumni, Town Hall and is a board member of the Los Angeles Sports and Entertainment Commission. He is also active in fundraising efforts for American Martyrs Church in Manhattan Beach.

Graziano and his wife, Debbie, were married in 1985 and reside in Manhattan Beach with their two sons, Matt (8) and Brian (4).



**Ralph Avila**  
Vice President,  
Campo Las Palmas

Ralph Avila begins his 28th season with the Dodger organization and seventh as Vice President, Campo Las Palmas. He was regional coordinator and director of Campo Las Palmas from 1987-91 prior to being named Vice President on Dec. 12, 1991. Avila joined the organization as a part-time scout on Dec. 1, 1970 and was promoted to full-time scout in 1972 before serving as the Dodgers' scouting supervisor in Latin America from 1975-86.

Avila runs the year-round training facilities at Campo Las Palmas and oversees the Dodgers operations in the Dominican Republic, which include two teams in the Dominican Summer League and one team in the Dominican Winter League.

Avila identified the Campo Las Palmas site in 1986 and supervised the construction of the camp, which opened on March 21, 1987. The camp celebrated its 10th anniversary last year by unveiling a new two-story dorm that accommodates 60 players.

Avila, who was the first Cuban inducted into the Dominican Republic Sports Hall of Fame in 1996, has been instrumental in signing many players currently on the Dodgers' 40-man roster, most notably Raul Mondesi and Ramon Martinez.

Under Avila's leadership, the staff at Campo Las Palmas has assisted the Dominican Federation of Amateur Baseball by hosting teams at all levels while providing equipment and sponsoring local teams in tournaments. Through his association with international baseball, he has led the Dominican Republic Amateur Baseball Foundation to a silver medal in the Pan-American Games in Puerto Rico in 1979, a gold medal in the Central American Games in Panama in 1980, a bronze medal in the Intercontinental Cup in Edmonton in 1981, a fourth place finish in the world tournament in Seoul, Korea in 1982, a gold medal at the Central America Games in Havana, Cuba in 1982, a fourth place finish in the Pan-American Games in Caracas in 1983, a qualification for the Olympic Games in Los Angeles in 1984 and a qualification for Cuba in 1991 for the Barcelona Olympic Games.

Avila was also instrumental in the success of Futuro Vivo, a school in Santo Domingo that was adopted and supported by the Dodgers and run by the Carmelite sisters. The school offers education, nutrition and medical assistance to over 500 under-privileged children.



**Charlie Blaney**  
Vice President,  
Minor League Operations

Charlie Blaney begins his 32nd season in the Dodger organization and third as Vice President, Minor League Operations. Blaney was the Dodgers' farm director from 1987-95 before being promoted to his current position in December 1995.

The Los Angeles native was hired in 1966 as the business manager for the Albuquerque Dodgers, and within the next eight years he would serve as general manager for the Single-A Daytona Beach Dodgers, the Double-A Albuquerque Dodgers and the Triple-A Albuquerque Dukes. He was named the Double-A Executive of the Year in 1969 and the Pacific Coast

**BLANEY** (Continued)

League Executive of the Year in 1972. Blaney also spent 13 years in Vero Beach, Florida as the managing director of Dodgertown before coming to Los Angeles in 1987 as the minor league director.

Under Blaney's direction, the Dodger farm system has produced five of the last six N.L. Rookies of the Year while also being rated as the Best Farm System by *Baseball America* in 1996. The Dodgers were also named Organization of the Year by *The Sporting News* in 1995 and by *Topps* in 1991 and '97. Also, six of the Dodgers' 10 minor league clubs qualified for postseason play in 1997, with La Romana and San Antonio winning league championships. In fact, 18 of the Dodgers' 66 minor league championships (27 percent) in club history have come under Blaney's direction over the last 10 years.

Blaney graduated with a degree in philosophy from St. John's Seminary College in Camarillo, California in 1960. He also served three-plus years as an officer in the U.S. Marine Corps, attaining the rank of captain. He has been married to his wife, Dawn, for 31 years and they have six children; Elizabeth (29), Jennifer (28), John (27), Paul (26), Christina (20) and Matt (18). He and his wife reside in Glendale and are active members of St. Bede's Parish in La Canada, California.



**Santiago Fernandez**  
Assistant Secretary and  
General Counsel

Sam Fernandez begins his 15th season with the Dodgers after joining the organization on June 1, 1984 as General Counsel. Fernandez was later assigned the additional responsibilities of Assistant Secretary in 1987.

Fernandez was an associate with the law firm of Latham & Watkins from 1980-84, serving as the Dodgers' resident counsel from Feb. 1, 1983 until formally joining the organization in 1984.

Fernandez graduated magna cum laude from UCLA in 1976 with a B.A. degree in sociology and political science. He received his Juris Doctor in 1980 from Hastings College of Law at the University of California and was elected to the Order of the Coif. He was admitted to the practice of law in 1980 and is an active member of the California State Bar and the American Bar Association.

Fernandez currently serves on the Board of Directors of Major League Baseball Properties and has also served on the Board of the Pediatrics and Family Medical Foundation in Los Angeles and on the Board of the Southern California Chapter of the American Corporate Counsel Association.



**Bill Foltz**  
Vice President, Finance  
and Administration

Bill Foltz begins his eighth season with the Dodgers and first as Vice President, Finance and Administration. He was named to his current position on Jan. 15, 1998.

In his new role, Foltz will oversee the Accounting, Management Information Systems, Human Resources and Administration departments. He served as Director of Accounting and Finance since joining the Dodgers in June 1990.

Foltz was the Vice President of Finance for a Southern California real estate developer from 1988-90 and an audit manager for Ernst & Young from 1984-88.

Foltz graduated from the University of Southern California with a Bachelor of Science degree in Accounting and Finance in 1984. He also attended the Sports Management Institute, a unique program that focuses on the business of collegiate and professional sports. Foltz is a member of the American Institute of Certified Public Accountants and the American Management Association. He also served on the Board of Governors of the General Alumni Association of USC and is an active Big Brother with Catholic Big Brothers.

He and his wife, Robbie, reside in Redondo Beach, California with their sons, Alex (3) and Daniel (1).



**Tommy Hawkins**  
Vice President,  
Communications

Tommy Hawkins begins his 11th year as Vice President, Communications after joining the Dodgers on Oct. 28, 1987. Hawkins oversees the Publicity and Broadcasting and Publications departments while also making more than 80 speaking engagements throughout the year on the Dodgers' behalf.

Hawkins spent 19 years as a television and radio broadcaster in Los Angeles after completing a 10-year career in the National Basketball Association in 1969. He co-hosted *Mid-Morning Los Angeles* on KHJ-TV from 1972-76 and 1985-87 and also hosted *Daybreak L.A.* on KABC-TV from 1977-78. Hawkins was also a sports anchor from 1969-73 on KNBC-TV, where he earned a Golden Mike award in 1971, and was a network basketball analyst with Curt Gowdy and Jim Simpson on NBC from 1970-75. Hawkins also spent 15 years at KABC (790 AM) from 1973-87, where he created *Baseball Spotlight*, *Dodger Forecast*, *Dodger Confidential* while also hosting *Sports Talk* and *Dodger Talk*. He was the station's sports director from 1978-87. He was a partner in the Beverly Hills public relations and advertising firm Bishop, Hawkins and Associates from 1967-69 and taught Mass Media and the History of the Black Athlete at Cal State Long Beach from 1972-73.

The Chicago native was a two-time basketball All-America and captain at Notre Dame prior to joining the NBA, where he played for the Los Angeles Lakers from 1959-61 and 1966-69 and the Cincinnati Royals from 1961-65. He served as the Lakers' player representative from 1967-69 and was a member of the NBA players' labor negotiation team.

A leader in the community, Hawkins is on the Board of Directors for the Barlow Hospital Foundation, Los Angeles Sports Council and Friends for Los Angeles. He also was president of the community service project Athletes for a Better America, chairman of the Youth Activities Division of the Greater Los Angeles Urban Coalition, an advisory board member of Goodwill Industries, an executive member of the Los Angeles Recreation and Parks Department's advisory board and was a field representative for the President's Council on Physical Fitness and Sports.

Hawkins has won numerous awards and honors throughout his career, including being inducted into the California Black Sports Hall of Fame in 1996, named a Treasure of Los Angeles by the Central City Association in 1996, inducted into the Los Angeles Athletic Club's Hall of Fame in 1993, Franciscan Communications' Communicator of the Year in 1993, recipient of the Vincent T. Lombardi Award from the Boy Scouts of America's L.A. Council in 1993, inducted into the Chicago Sports Hall of Fame in 1990, honored with a star on the Sports Walk of Fame in San Pedro, California in 1985, inducted into the Illinois Basketball Hall of Fame as a charter member in 1973 and was listed in *Who's Who in America* from 1972-75.



**Tommy Lasorda**  
Vice President

Regarded by many as baseball's most popular ambassador, Tommy Lasorda begins his 49th season in the Dodger organization and third as Vice President. He was named Vice President on July 29, 1996 after retiring as manager, a position he held for the previous 20 seasons.

In his current front-office capacity, Lasorda spends much of his time scouting, evaluating and teaching minor league players as well as spreading baseball goodwill to thousands as he makes more than 100 speeches and appearances to various charities, private groups and military personnel each year.

In 1997, Lasorda was elected to the National Baseball Hall of Fame by the Veterans Committee in his first year of eligibility. He was the 14th manager and 15th Dodger inducted into the Hall of Fame. Lasorda's uniform number (2) was retired by the Dodgers on Aug. 15, 1997 and the main street that leads to the entrance of Dodgertown in Vero Beach, Florida was renamed Tommy Lasorda Lane on March 5, 1997. Lasorda also threw out the first pitch in Game 7 of the 1997 World Series.

**LASORDA** (Continued)

Lasorda compiled a 1,599-1,439 record and won two World Championships, four N.L. pennants and eight division titles in an extraordinary 20-year career as the Dodgers manager. He ranks 13th with 1,599 wins and 12th with 3,038 games managed in major league history. Lasorda's 16 wins in 30 N.L. Championship Series games managed were the most of any manager at the time of his retirement in 1996. Atlanta's Bobby Cox now holds the record with 20 wins in 37 games managed. His 61 post-season games managed rank third all-time behind Cox and Casey Stengel. Lasorda posted a 3-1 record as the N.L. manager in four All-Star Games. He joined St. Louis' Gabby Street (1930-31) as the only other manager in N.L. history to win league titles in his first two seasons when he led the Dodgers to titles in 1977-78. Lasorda also managed nine of the Dodgers' 16 Rookies of the Year, more than any other big league skipper in history. He also managed six current major league managers during their playing days; Los Angeles' Bill Russell, Texas' Johnny Oates, Toronto's Tim Johnson, San Francisco's Dusty Baker, Milwaukee's Phil Garner and the New York Mets' Bobby Valentine.

Prior to replacing Hall of Famer Walter Alston as manager on Sept. 29, 1976, Lasorda spent four seasons in Los Angeles on Alston's coaching staff from 1973-76. He spent eight seasons as a manager in the Dodgers' minor league system at Pocatello (1965), Ogden (1966-68), Spokane (1969-71) and Albuquerque (1972). Lasorda also spent four years as a Dodgers scout after retiring as a player following the 1960 season. An astounding 75 players Lasorda managed in the minor leagues went on to play in the majors.

As a player, Lasorda compiled an 0-4 record and 6.52 ERA as a left-handed pitcher in parts of three major league seasons with the Brooklyn Dodgers (1954-55) and Kansas City Athletics (1956). In all, he spent 16 seasons in the minor leagues from 1945-60, including a two-year stint in the military from 1946-47.

Lasorda has won numerous awards throughout his career, including being named Minor League Manager of the Year by *The Sporting News* in 1970, Manager of the Year by UPI and AP in 1977, Manager of the Year by AP in 1981 and N.L. Manager of the Year by *Baseball America* and Co-Manager of the Year by *The Sporting News* in 1988. He was the recipient of the Association of Professional Baseball Players of America's inaugural Milton Richman Memorial Award with Sparky Anderson in 1987, the BBWAA Philadelphia Chapter's Humanitarian Award in 1993, Los Angeles Junior Chamber of Commerce's Award of Merit in 1997, Touchdown Club of Columbus' Baseball Ambassador of the Year in 1997, Arete's Courage in Sports Award in 1997 and was honored by the President of the Dominican Republic in 1997 for his dedication to the game of baseball throughout his career.

Lasorda is a spokesperson for the American Heart Association and has received honorary doctorate degrees from Pepperdine University, St. Thomas University and the University of Phoenix.

Lasorda and his wife Jo, whom he has been married to for 47 years, reside in Fullerton, California. The couple renamed a gymnasium and youth center in memory of their son Tom Jr. in Yorba Linda, California on Sept. 7, 1997. They are also the proud grandparents of Emily Tess, who is the two-year-old child of their daughter Laura and son-in-law Bill Goldberg.



**Barry Stockhamer**  
Vice President,  
Marketing

Barry Stockhamer begins his 30th season with the Dodger organization and his ninth as Vice President, Marketing. Stockhamer oversees the Advertising, Community Affairs, Group Sales, Special Events, Internet and Merchandising departments to supervise marketing efforts and promotional activities for the Dodgers. He also served as business manager for Single-A Spokane in 1972 and as assistant director of operations at Dodgertown in Vero Beach in 1973.

As Director of Ticket Marketing, Stockhamer managed the operation of the left field Diamond Vision board, becoming the first full-color video display screen in existence when it made its debut at

the All-Star Game on July 8, 1980. He received the Major League Baseball Marketing Excellence Awards for Group Sales in 1983, 1984 and 1985. The Dodgers' 100th Anniversary Celebration was honored by Major League Baseball as the Most Outstanding Marketing Program for 1990.

Under Stockhamer's direction, the Dodgers launched their own web site on the internet ([www.dodgers.com](http://www.dodgers.com)) in 1996. The internet site received the John C. Dvorak Award for telecommunications in 1996 and was the top-ranked baseball site by *Baseball Weekly* in 1997.

Stockhamer graduated from the University of California, Irvine and serves on the Boards of Directors for the Boy Scouts of America and Verdugo Hills Council. He and his wife, Sherry, reside in La Crescenta, California with their two sons, David (17) and Scott (12).

### CAMPO LAS PALMAS



Campo Las Palmas is the Dodgers' state-of-the-art facility for developing major league prospects in the Dominican Republic. Its graduates include numerous major leaguers, most notably Ramon and Pedro Martinez, Raul Mondesi, Jose Vizcaino, Roger Cedeño, Wilton Guerrero, Pedro Astacio, Henry Rodriguez, Jose Offerman and Felix Rodriguez.

Campo Las Palmas, which celebrated its 10th Anniversary in 1997, is dedicated to the youth of the Dominican Republic in recognition of their love of baseball. The Sinon Bulls became the first Asian team to train in Latin America when they did so in February 1997.

## SENIORITY RULES

Player	Service Time	Player	Birthdate
Ramon Martinez	8.133	Darren Hall	July 14, 1964
Todd Zeile	8.036	Tom Prince	Aug. 13, 1964
Mark Guthrie	8.032	Jim Bruske	Oct. 7, 1964
Scott Radinsky	8.000	Todd Zeile	Sept. 9, 1965
Jose Vizcaino	7.115	Mark Guthrie	Sept. 22, 1965
Eric Karros	6.036	Trenidad Hubbard	May 11, 1966
Tom Prince	5.082	Eric Young	May 18, 1967
Eric Young	5.067	Eric Karros	Nov. 4, 1967
Mike Piazza	5.034	Tripp Cromer	Nov. 21, 1967
Raul Mondesi	4.055	Jose Vizcaino	Feb. 26, 1968
Darren Hall	3.164	Scott Radinsky	March 3, 1968
Ismael Valdes	3.116	Ramon Martinez	March 22, 1968
Billy Ashley	3.072	Hideo Nomo	Aug. 31, 1968
Darren Dreifort	3.023	Mike Piazza	Sept. 4, 1968
Todd Hollandsworth	3.000	Will Brunson	March 20, 1970
Hideo Nomo	2.154	Billy Ashley	July 7, 1970
Antonio Osuna	2.110	Garey Ingram	July 25, 1970
Chan Ho Park	2.045	Matt Luke	Feb. 26, 1971
Juan Castro	2.012	Raul Mondesi	March 12, 1971
Roger Cedeno	2.004	Frank Lankford	March 26, 1971
Tripp Cromer	2.004	Henry Blanco	Aug. 29, 1971
Trenidad Hubbard	1.099	Paul LoDuca	April 12, 1972
Wilton Guerrero	1.029	Darren Dreifort	May 3, 1972
Jim Bruske	1.025	Juan Castro	June 20, 1972
Garey Ingram	1.010	Adam Riggs	Oct. 4, 1972
Dennis Reyes	0.047	Mike Metcalfe	Jan. 2, 1973
Adam Riggs	0.047	Marc Deschenes	Jan. 6, 1973
Henry Blanco	0.031	Antonio Osuna	April 12, 1973
Paul Konerko	0.027	Todd Hollandsworth	April 20, 1973
Mike Judd	0.010	Chan Ho Park	June 30, 1973
Matt Luke	0.005	Ismael Valdes	Aug. 21, 1973
Will Brunson	0.000	Kevin Gibbs	April 3, 1974
Marc Deschenes	0.000	Roger Cedeno	Aug. 16, 1974
Ignacio Flores	0.000	Wilton Guerrero	Oct. 24, 1974
Kevin Gibbs	0.000	Angel Pena	Feb. 16, 1975
Frank Lankford	0.000	Ignacio Flores	May 8, 1975
Paul LoDuca	0.000	Mike Judd	June 30, 1975
Mike Metcalfe	0.000	Brian Richardson	Aug. 31, 1975
Angel Pena	0.000	Paul Konerko	March 5, 1976
Brian Richardson	0.000	Dennis Reyes	April 19, 1977

## Non-Roster Invitees

Mark Gubicza	14.000
Mike Devereaux	8.166
Thomas Howard	7.014
Eric Anthony	6.170
Tim Scott	5.100
Sug Chung	0.000
Kyle Cooney	0.000
Alex Cora	0.000
Brad Dandridge	0.000
Dan Hubbs	0.000
Mike Iglesias	0.000
Jeff Kubenka	0.000
Ted Lilly	0.000
Onan Masaoka	0.000
Gary Rath	0.000
J.P. Roberge	0.000
David Steed	0.000
Eric Weaver	0.000

## Non-Roster Invitees

Mark Gubicza	Aug. 14, 1962
Mike Devereaux	April 10, 1963
Thomas Howard	Dec. 11, 1964
Tim Scott	Nov. 16, 1966
Eric Anthony	Nov. 8, 1967
Dan Hubbs	Jan. 23, 1971
Brad Dandridge	Nov. 29, 1971
J.P. Roberge	Sept. 12, 1972
Mike Iglesias	Nov. 9, 1972
Gary Rath	Jan. 10, 1973
David Steed	Feb. 25, 1973
Kyle Cooney	March 31, 1973
Sug Chung	July 1, 1973
Eric Weaver	Aug. 4, 1973
Jeff Kubenka	Aug. 24, 1974
Alex Cora	Oct. 18, 1975
Ted Lilly	Jan. 4, 1976
Onan Masaoka	Oct. 27, 1977



*(From top) Roy Campanella tribute on May 9, 1959 at Los Angeles Coliseum; 1984 Olympic Games at Dodger Stadium; Walter O'Malley breaks ground for Dodger Stadium in 1959; Pope John Paul II celebrates mass at Dodger Stadium on Sept. 16, 1987; Dodger Stadium (1962-present).*



# Stadium Information

## DODGER STADIUM HISTORY

The 1998 season will mark the Los Angeles Dodgers' 37th season at Dodger Stadium.

For more than three decades, the beauty of Dodger Stadium has awed spectators with a breath-taking view of downtown Los Angeles to the south; green, tree-lined Elysian hills to the north and east; and the purple San Gabriel Mountains beyond.

The 56,000-seat Dodger Stadium has parking for 16,000 automobiles on 21 terraced lots adjacent to the same elevations as the five different seating levels. More than 3,400 trees cover the 300 acres of beautiful landscape, which is maintained by a full-time staff of seven gardeners. Dodger Stadium is one of the better maintained stadiums throughout the country since it is kept in immaculate condition by a full-time grounds crew and maintenance staff.

The Dodgers installed a brand new state-of-the-art grass field after the conclusion of the 1995 season for the first time since the stadium opened in 1962. Prescription Athletic Turf (PAT), created and installed by the Cincinnati-based Motz Group, used the latest agronomic and engineering technology to manage field moisture through controlled drainage and irrigation. The 100,000 square-feet of bermuda grass is grown on pure sand, beneath which a vacuum chamber is laid over a water-tight plastic barrier that forcibly extracts water during heavy rains. New moisture gauges monitor the field's water level in coordination with a microprocessor that controls drainage functions. A newly installed computer controller has the ability to reverse the scenario and subirrigate when the sand's moisture reading drops below the optimal level.

More than 96 million fans have watched Dodger games at Dodger Stadium over 36 years, an average of more than 2.68 million fans per season. Dodger fans have witnessed 2,852 regular season games at Dodger Stadium, including a 1,641-1,211 (.575) record posted by the Dodgers. In 1978, Dodger Stadium became the first ballpark to host more than three million fans in a season when the Dodgers drew 3,347,845 in attendance.

Following another three-million attendance mark in 1980, the Dodgers set the all-time major league season attendance record in 1982 after drawing 3,608,881 fans. Toronto, Colorado and Atlanta have since topped that mark, but the Dodgers can also boast seasons of more than three million in attendance in 1983, '84, '85, '86, '90, '91, '93, '96 and '97. Four of the top 10 N.L. single-season attendance records have been recorded at Dodger Stadium.

Dodger Stadium is the only privately-financed stadium built since the construction of Yankee Stadium in 1923. The late Walter O'Malley and architect Emil Praeger set the stage for baseball's most popular and beautiful showplace when they began designing the Dodgers' new home after moving to Los Angeles in 1959. The stadium opened its doors on April 10, 1962, and the Dodgers won their first game the next day on April 11 when they defeated the Cincinnati Reds, 6-2. The Dodgers drew 2,755,184 fans at Dodger Stadium in 1962.

Since then, Dodger Stadium has hosted eight World Series and the Dodgers have won four World Championships (1963, '65, '81 and '88), eight N.L. pennants (1963, '65, '66, '74, '77, '78, '81 and '88), eight N.L. Western Division crowns (1974, '77, '78, '81, '83, '85, '88 and '95) and one N.L. Wild Card berth (1996).

Although baseball is the only sport played at Dodger Stadium, the stadium hosted the Major League Baseball All-Star Game in 1980 and the Olympic Games baseball competition in 1984. The eight-team competition during the 1984 Olympic Games marked baseball's greatest involvement in the Olympics at that time.

The Olympic spirit returned to Los Angeles again in 1991, as Dodger Stadium hosted the Opening Ceremonies for the United States Olympic Festival. Later that summer, the stadium showcased the top amateur baseball players from around the world in the second annual International Baseball Association World All-Star Game.

Pope John Paul II celebrated mass at Dodger Stadium on Sept. 16, 1987. Entertainers such as The Rolling Stones, The Beatles, The Bee Gees, Elton John, Simon and Garfunkel, Michael Jackson, David Bowie, Genesis, Eric Clapton and U2 have also performed at the stadium. Dodger Stadium also staged one of the world's greatest entertainment events in 1994 when internationally renowned tenors Jose Carreras, Placido Domingo and Luciano Pavarotti reunited for a spectacular concert performance "Encore - The Three Tenors" with conductor Zubin Mehta.

## DODGER STADIUM RAINOUTS

The Los Angeles Dodgers have been rained out on 15 occasions at Dodger Stadium since 1962. The Dodgers have not been rained out at home since the 1988 season when rain cancelled three consecutive games against the San Diego Padres from April 19-21 for the first time since moving to Dodger Stadium. Prior to 1976, the Dodgers were washed out only once — against the St. Louis Cardinals on April 21, 1967. The 1967 rainout ended a streak of 737 consecutive games at Dodger Stadium without a postponement. The second rainout on April 12, 1976, stopped a string of 724 straight games. The Dodgers begin the 1998 season with a streak of 769 games without a rainout at Dodger Stadium.

### RAINOUTS BY MONTH

Month:	April	May	June	July	Aug.	Sept.	Oct.
Number of Rainouts:	7	2	0	0	2	4	0
Avg. Monthly Rain in L.A.:	1.17"	0.23"	0.03"	**	0.12"	0.27"	0.21"

\*\*The average monthly rainfall in L.A. during July is an infinite number too small to calculate.

### The 15 Rainouts:

- |                                    |                                    |
|------------------------------------|------------------------------------|
| 1. April 21, 1967 vs. St. Louis    | 9. Sept. 5, 1978 vs. San Francisco |
| 2. April 12, 1976 vs. San Diego    | 10. April 11, 1982 vs. San Diego   |
| 3. Sept. 10, 1976 vs. Atlanta      | 11. Aug. 18, 1983 vs. New York     |
| 4. Sept. 11, 1976 vs. Atlanta      | 12. Sept. 24, 1986 vs. San Diego   |
| 5. May 8, 1977 vs. Philadelphia    | 13. April 19, 1988 vs. San Diego   |
| 6. May 9, 1977 vs. Philadelphia    | 14. April 20, 1988 vs. San Diego   |
| 7. Aug. 17, 1977 vs. San Francisco | 15. April 21, 1988 vs. San Diego   |
| 8. April 15, 1978 vs. Atlanta      |                                    |

### GAME TIMES AT DODGER STADIUM

Game Time	Noon	1:05 p.m.	5:05 p.m.	7:05 p.m.	7:35 p.m.
Auto Gates Open	10:00 a.m.	11:05 a.m.	3:05 p.m.	5:05 p.m.	5:35 p.m.
Stadium Gates Open	10:30 a.m.	11:35 p.m.	3:35 p.m.	5:35 p.m.	6:05 p.m.
Dodger Batting	9:45 a.m.-	10:15 a.m.-	2:15 p.m.-	4:15 p.m.-	4:45 p.m.-
Practice	10:45 a.m.	11:40 a.m.	3:40 p.m.	5:40 p.m.	6:10 p.m.
Visiting Batting	10:46 a.m.-	11:41 a.m. -	3:41 p.m.-	5:41 p.m.-	6:11 p.m.-
Practice	11:25 a.m.	12:20 p.m.	4:20 p.m.	6:20 p.m.	6:50 p.m.
Dodger Infield	11:26 a.m.-	12:21 p.m. -	4:21 p.m. -	6:21 p.m.-	6:51 p.m.-
	11:35 a.m.	12:30 p.m.	4:30 p.m.	6:30 p.m.	7:00 p.m.
Visiting Infield	11:36 a.m.-	12:31 p.m. -	4:31 p.m.-	6:31 p.m.-	7:01 p.m.-
	11:45 a.m.	12:40 p.m.	4:40 p.m.	6:40 p.m.	7:10 p.m.
First Pitch	Noon	1:05 p.m.	5:05 p.m.	7:05 p.m.	7:35 p.m.



## WHERE AND HOW TO PURCHASE LOS ANGELES DODGERS TICKETS

### At Dodger Stadium:

#### Ticket Office

Order Line: (213) 224-1 HIT

Fax: (213) 224-2609

General Information: (213) 224-1400

1000 Elysian Park Avenue

Advance ticket office open

January – October

Dodger Stadium Parking Lot #2

Open Monday through Saturday

8:30 a.m. to 5:30 p.m.

### By Mail:

#### Individual orders – Group orders

#### (30 or more)

Send checks or money orders, payable to –  
Los Angeles Dodgers

File #51100

Los Angeles, California 90074-1100

(Please add \$5 for handling and  
mailing of each order)

### Dodger Dollars (Gift Certificates):

Redeemable for Dodger tickets,

souvenirs and food concessions

Available in denominations of \$5 and \$10

Dodger Ticket Office

File #51100

Los Angeles, California 90074-1100

### Dodger Ticket Vouchers:

Can be redeemed for an \$8 Reserve seat or  
may be applied to any 1998 ticket purchase

### Dodgers' Single Game Ticket Prices – 1998:

Seat Location	Season	Single Game Price
Preferred Field	\$21.00	N/A
Middle Field	\$18.00	N/A
Field	\$12.00	\$14.00
Preferred Loge	\$20.00	N/A
Middle Loge	\$15.00	N/A
Loge Seats	\$11.00	\$12.00
Preferred Reserve	\$11.00	\$12.00
Reserve	\$ 8.00	\$ 8.00
Top Deck/Pavilion	\$ 6.00	\$ 6.00

Top Deck and Pavilion  
for children 12 years of age  
and under: \$3.00

(when purchased at the stadium  
90 minutes before game time)

### DIAMOND VISION

The Dodgers installed a new state-of-the-art 875 square-foot (25' by 35') video display system in 1991 that utilizes a higher resolution screen and advanced graphics to show replays, statistics and highlights of game action. The Dodgers' Mitsubishi Diamond Vision Mark III is virtually the same size and shape as the previous model, which was the first of its kind in existence when it debuted at Dodger Stadium on July 8, 1980, when the Dodgers hosted the 51st All-Star Game. The updated version, however, provides greater efficiency and improved picture quality.

The control room, located in the press box area, has also been remodeled to feature the most modern broadcast equipment in existence. The production and editing facility utilizes three cameras, five video tape machines and high-tech special effects equipment. A team of 11 people is required to operate the system throughout each game.

Specially produced entertainment segments and news about the Dodgers, other major league teams and events throughout the world are also featured on the new screen.

Mitsubishi has been an innovator of video board systems for stadiums throughout the world, and the Dodgers have taken advantage of its technology to improve the popular Dodger Stadium landmark, re-creating larger-than-life action above left field.

The scoreboard above right field and the auxiliary scoreboards behind first and third bases have also been replaced with models manufactured by Fair-Tron. Although electronically modernized, they are exact replicas.

### DODGER STADIUM FENCES

#### Height of Fence:

8 feet (2.45 meters)

#### Left Field:

330 feet (101 meters)

#### Left Center Field:

385 feet (117 meters)

#### Center Field:

395 feet (120 meters)

#### Right Center Field:

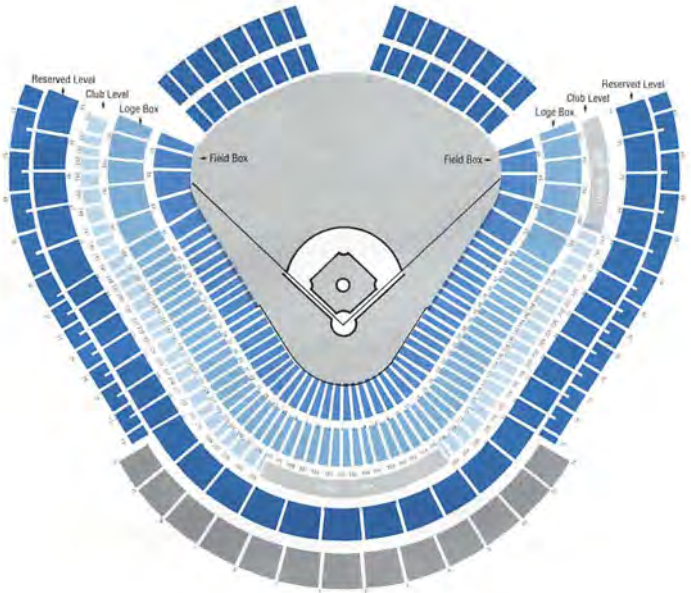
385 feet (117 meters)

#### Right Field:

330 feet (101 meters)

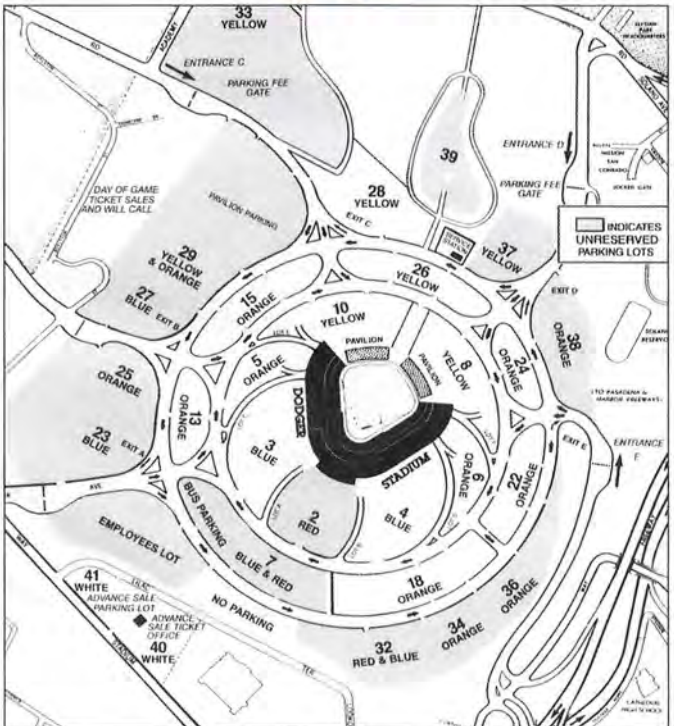
**DODGER STADIUM SEATING DIAGRAM**

Left and Right Field Pavilion



Top Deck

**PARKING LOT MAP**



## LOS ANGELES DODGERS 1997 HOME ATTENDANCE

No. Games	Date	Day	Opponent	W/L	Attendance	Season	Series
1	4/1	Tue.	Philadelphia	Loss	53,079*	53,079	
2	4/2	Wed.	Philadelphia	Win	37,195	90,274	
3	4/3	Thur.	Philadelphia	Win	26,579	116,853	116,853
4	4/4	Fri.	Pittsburgh	Win	37,284	154,137	
5	4/5	Sat.	Pittsburgh	Loss	41,099	195,236	
6	4/6	Sun.	Pittsburgh	Win	37,493	232,729	115,876
7	4/7	Mon.	New York	Win	27,547	260,276	
8	4/8	Tue.	New York	Loss	27,318	287,594	
9	4/9	Wed.	New York	Win	28,056	315,650	82,921
10	4/18	Fri.	Houston	Win	38,937	354,587	
11	4/19	Sat.	Houston	Loss	46,244	400,831	
12	4/20	Sun.	Houston	Loss	33,250	434,081	118,431
13	4/22	Tue.	St. Louis	Loss	27,074	461,155	
14	4/23	Wed.	St. Louis	Win	30,434	491,589	57,508
15	5/2	Fri.	Chicago	Win	41,313	532,902	
16	5/3	Sat.	Chicago	Loss	44,519	577,421	
17	5/4	Sun.	Chicago	Win	41,772	619,193	127,604
18	5/5	Mon.	Cincinnati	Win	26,955	646,148	
19	5/6	Tue.	Cincinnati	Loss	38,241	684,389	
20	5/7	Wed.	Cincinnati	Win	28,303	712,692	93,499
21	5/9	Fri.	Montreal	Win	41,234	753,926	
22	5/10	Sat.	Montreal	Win	47,597	801,523	
23	5/11	Sun.	Montreal	Loss	34,809	836,332	123,640
24	5/23	Fri.	Atlanta	Loss	38,735	875,067	
25	5/24	Sat.	Atlanta	Win	49,076	924,143	
26	5/25	Sun.	Atlanta	Win	40,417	964,560	128,228
27	5/26	Mon.	Florida	Win	48,921	1,013,481	
28	5/27	Tue.	Florida	Loss	31,185	1,044,666	80,106
29	6/4	Wed.	San Francisco	Win	30,357	1,075,023	
30	6/5	Thur.	San Francisco	Loss	30,487	1,105,510	60,844
31	6/6	Fri.	St. Louis	Loss	41,231	1,146,741	
32	6/7	Sat.	St. Louis	Win	43,174	1,189,915	
33	6/8	Sun.	St. Louis	Loss	42,762	1,232,677	127,167
34	6/9	Mon.	Houston	Win	24,585	1,257,262	
35	6/10	Tue.	Houston	Loss	26,491	1,283,753	
36	6/11	Wed.	Houston	Win	52,873	1,336,626	103,949
37	6/17	Tue.	Anaheim	Win	41,428	1,378,054	
38	6/18	Wed.	Anaheim	Win	45,953	1,424,007	87,381
39	6/23	Mon.	Colorado	Win	31,076	1,455,083	
40	6/24	Tue.	Colorado	Loss	45,194	1,500,277	
41	6/25	Wed.	Colorado	Win	30,963	1,531,240	107,233
42	6/26	Thur.	San Diego	Loss	32,400	1,563,640	
43	6/27	Fri.	San Diego	Loss	39,011	1,602,651	
44	6/28	Sat.	San Diego	Loss	43,740	1,646,391	
45	6/29	Sun.	San Diego	Win	37,681	1,684,072	152,832
46	6/30	Mon.	Texas	Loss	31,721	1,721,793	
47	7/1	Tue.	Texas	Win	54,179*	1,775,972	85,900
48	7/10	Thur.	San Francisco	Win	42,942	1,818,914	
49	7/11	Fri.	San Francisco	Win	46,869	1,859,783	
50	7/12	Sat.	San Francisco	Loss	53,792*	1,913,575	
51	7/13	Sun.	San Francisco	Win	51,730	1,965,305	195,333
52	7/22	Tue.	New York	Win	33,358	1,998,663	
53	7/23	Wed.	New York	Loss	39,610	2,038,273	
54	7/24	Thur.	New York	Loss	53,655*	2,091,928	126,623
55	7/25	Fri.	Philadelphia	Win	42,198	2,134,126	
56	7/26	Sat.	Philadelphia	Win	43,603	2,177,729	
57	7/27	Sun.	Philadelphia	Win	36,481	2,214,210	122,282
58	7/28	Mon.	Pittsburgh	Win	53,503*	2,267,713	
59	7/29	Tue.	Pittsburgh	Win	43,791	2,311,504	97,294

## LOS ANGELES DODGERS 1997 HOME ATTENDANCE (Continued)

No. Games	Date	Day	Opponent	W/L	Attendance	Season	Series
60	8/11	Mon.	Chicago	Win	45,955	2,357,459	
61	8/12	Tue.	Chicago	Loss	50,731	2,408,190	96,686
62	8/13	Wed.	Montreal	Win	33,818	2,442,008	
63	8/14	Thur.	Montreal	Win	38,745	2,480,753	72,563
64	8/15	Fri.	Cincinnati	Loss	46,711	2,527,464	
65	8/16	Sat.	Cincinnati	Win	53,464*	2,580,928	
66	8/17	Sun.	Cincinnati	Loss	51,257	2,632,185	151,432
67	8/28	Thur.	Oakland	Win	51,392	2,683,577	
68	8/29	Fri.	Oakland	Win	43,630	2,727,207	95,022
69	8/30	Sat.	Seattle	Win	53,638*	2,780,845	
70	8/31	Sun.	Seattle	Loss	54,213*	2,835,058	107,851
71	9/5	Fri.	Florida	Win	39,242	2,874,300	
72	9/6	Sat.	Florida	Win	45,814	2,920,114	
73	9/7	Sun.	Florida	Win	36,757	2,956,871	
74	9/8	Mon.	Florida	Loss	45,195	3,002,066	167,008
75	9/9	Tue.	Atlanta	Loss	37,270	3,039,336	
76	9/10	Wed.	Atlanta	Loss	41,564	3,080,900	78,834
77	9/19	Fri.	Colorado	Loss	53,408*	3,134,308	
78	9/20	Sat.	Colorado	Loss	45,780	3,180,088	
79	9/21	Sun.	Colorado	Loss	53,903*	3,233,991	153,091
80	9/23	Tue.	San Diego	Win	45,711	3,279,702	
81	9/24	Wed.	San Diego	Loss	39,184	3,318,886	84,895

\*Indicates a sellout game

## LOS ANGELES DODGERS HOME AND ROAD ATTENDANCE TOTALS

Year	Home	Road	Totals
1958	1,845,556	1,160,807	3,006,363
1959	2,071,045	1,294,229	3,365,274
1960	2,253,887	1,380,121	3,634,008
1961	1,804,250	1,249,762	3,054,012
1962	2,755,184	1,593,665	4,348,849
1963	2,538,602	1,834,842	4,373,444
1964	2,228,751	1,562,734	3,791,485
1965	2,553,577	1,918,669	4,472,246
1966	2,617,029	2,141,212	4,758,241
1967	1,664,362	1,363,072	3,027,434
1968	1,581,093	2,221,463	3,802,556
1969	1,784,527	1,452,790	3,237,317
1970	1,697,142	1,337,513	3,034,655
1971	2,064,594	1,612,453	3,677,047
1972	1,860,858	1,440,746	3,301,604
1973	2,136,192	1,533,268	3,669,460
1974	2,632,474	1,856,296	4,488,770
1975	2,539,349	1,702,150	4,241,499
1976	2,386,301	1,524,059	3,910,360
1977	2,955,087	1,974,298	4,929,385
1978	3,347,845	2,146,359	5,494,204
1979	2,860,954	2,081,745	4,942,699
1980	*3,249,287	2,062,369	*5,311,656
1981	2,381,292	1,210,884	3,592,176
1982	<b>3,608,881</b>	2,250,191	5,859,072
1983	3,510,313	2,237,213	5,747,526
1984	3,134,824	1,934,559	5,069,383
1985	3,264,593	1,941,348	5,205,941
1986	3,023,208	2,076,746	5,099,954
1987	2,797,409	2,120,811	4,921,220
1988	2,980,262	2,155,348	5,135,610
1989	2,944,653	2,169,018	5,113,671
1990	3,002,396	2,116,857	5,119,253
1991	3,348,170	2,487,408	5,835,578
1992	2,473,266	2,193,909	4,667,175

**LOS ANGELES DODGERS HOME AND ROAD ATTENDANCE TOTALS** (Continued)

Year	Home	Road	Totals
1993	3,170,393	<b>2,663,857</b>	5,834,250
1994	2,279,355	2,068,070	5,347,425
1995	2,766,251	1,917,189	4,683,440
1996	3,188,454	2,371,007	5,559,461
1997	3,319,504	2,579,741	<b>5,899,245</b>
Coliseum	7,974,738	5,084,919	13,059,657
Dodger Stadium	96,646,432	69,853,859	166,500,291
<b>Totals</b>	<b>104,621,170</b>	<b>74,938,778</b>	<b>179,559,948</b>

\*1980 attendance includes one-game playoff. Bold indicates all-time Dodger high.

Note: 1974, 1977, 1978, 1981, 1983, 1985, 1988 1995 & 1996 attendance does not include Championship Series. 1994 season cut short on Aug. 12 by strike. 1995 season began late due to 1994-95 strike.

**RECORD CROWDS AT DODGER STADIUM**  
**TOP 10 REGULAR SEASON GAMES**

	Crowd	Date	Club	Score	Day-Time
1.	55,185	July 28, 1973	San Francisco	0-5	Sat-D
2.	55,110	June 26, 1970	San Diego	4-1	Fri-N
3.	54,993	Sept. 7, 1966	San Francisco	2-3 <sup>(19)</sup>	Wed-N
4.	54,978	Aug. 29, 1963	San Francisco	11-1	Thurs-N
5.	54,859	July 4, 1994	Montreal	1-5	Mon-N
6.	54,858	Aug. 31, 1963	San Francisco	3-4 <sup>(19)</sup>	Sat-N
7.	54,849	Aug. 30, 1963	San Francisco	3-1	Fri-N
8.	54,769	Sept. 5, 1966	San Francisco	4-1	Mon-D
9.	54,709	May 25, 1994	Chicago	7-6	Wed-N
10.	54,667	June 30, 1993	San Francisco	5-3	Wed-N

On May 7, 1959, the Dodgers and Yankees played before an exhibition crowd of 93,103 at the Los Angeles Coliseum in honor of Roy Campanella, the largest ever in attendance of a major league game.

**TOP 10 POSTSEASON GAMES**

	Crowd	Date	Club	Score	Day-Time
1.	56,242	Oct. 24, 1981	New York Yankees	8-7	Sat-D
2.	56,236	Oct. 23, 1981	New York Yankees	5-4	Fri-D
3.	56,115	Oct. 25, 1981	New York Yankees	2-1	Sun-D
4.	56,051	Oct. 16, 1988	Oakland Athletics	6-0	Sun-D
5.	55,997	Oct. 10, 1978	New York Yankees	11-5	Tue-D
6.	55,995	Oct. 15, 1977	New York Yankees	2-4	Sat-D
7.	55,992	Oct. 14, 1977	New York Yankees	3-5	Fri-D
8.	55,989	Oct. 13, 1974	Oakland Athletics	3-2	Sun-D
9.	55,985	Oct. 17, 1978	New York Yankees	2-7	Tues-D
10.	55,983	Oct. 10, 1981	Houston Astros*	2-1	Sat-D
	55,983	Oct. 15, 1988	Oakland Athletics	5-4	Sat-N

\*Division Series

**DODGER STADIUM ATTENDANCE HIGHS**

	<b>Day</b>	<b>Night</b>	<b>Doubleheader</b>
<b>Monday:</b>	<b>54,769</b> San Francisco Sept. 5, 1966	<b>54,859</b> Montreal July 4, 1994	<b>50,997</b> Cincinnati May 31, 1965
<b>Tuesday:</b>	<b>53,529</b> St. Louis April 13, 1993	<b>54,365</b> Philadelphia July 26, 1966	<b>47,966</b> Philadelphia July 26, 1977
<b>Wednesday:</b>	<b>45,693</b> San Francisco Oct. 3, 1962*	<b>54,993</b> San Francisco Sept. 7, 1966	<b>47,271</b> San Diego June 30, 1982
<b>Thursday:</b>	<b>51,022</b> San Francisco April 7, 1977	<b>54,978</b> San Francisco Aug. 29, 1963	<b>24,397</b> San Diego Sept. 25, 1986
<b>Friday:</b>	<b>46,910</b> San Francisco April 12, 1985	<b>55,110</b> San Diego June 26, 1970	<b>40,740</b> St. Louis Aug. 25, 1967
<b>Saturday:</b>	<b>52,636</b> Cincinnati May 28, 1977	<b>55,185</b> San Francisco July 28, 1973	<b>52,831</b> Cincinnati June 23, 1973
<b>Sunday:</b>	<b>54,340</b> San Francisco Oct. 3, 1993	<b>47,533</b> San Francisco Sept. 29, 1991	<b>53,856</b> Cincinnati July 7, 1963

\*Playoff

**DODGER STADIUM SERIES HIGHS****Two-Game Series**

1.	107,851	Seattle Mariners	Aug. 30-31, 1997
2.	106,419	San Francisco Giants	June 10-11, 1963
3.	106,121	Cincinnati Reds	May 17-18, 1976
4.	104,922	San Diego Padres	April 13-14, 1976
5.	102,427	Cincinnati Reds	Sept. 14-15, 1977

**Three-Game Series**

1.	162,122	San Francisco Giants	Sept. 5-6-7, 1966
2.	159,541	San Diego Padres	Sept. 27-28-29, 1996
3.	158,580	Cincinnati Reds	May 27-28-29, 1977
4.	158,410	San Francisco Giants	June 17-18-19, 1966
5.	157,615	San Francisco Giants	July 27-28-29, 1962

**Four-Game Series**

1.	218,948	San Francisco Giants	Aug. 29-30-31, Sept. 1, 1963
2.	214,643	San Francisco Giants	Sept. 3-4-5-6, 1962
3.	207,618	Cincinnati Reds	Aug. 8-9-10-11, 1977
4.	207,570	San Francisco Giants	Aug. 10-11-12-13, 1978
5.	202,997	Atlanta Braves	Aug. 5-6-7-8, 1983

**Big Weekends**

1.	164,685	San Francisco Giants	Aug. 30-31, Sept. 1, 1963
2.	159,541	San Diego Padres	Sept. 27-28-29, 1996
3.	158,580	Cincinnati Reds	May 27-28-29, 1977
4.	158,410	San Francisco Giants	June 17-18-19, 1966
5.	157,985	San Francisco Giants	July 4-5-6, 1975

---

**CLUB-BY-CLUB ATTENDANCE RECORDS**

<b>Team</b>	<b>2-Game Series</b>	<b>3-Game Series</b>	<b>4-Game Series</b>
<b>Anaheim Angels</b>	<b>87,381</b> June 17-18, 1997	<b>NA</b>	<b>NA</b>
<b>Atlanta Braves</b>	<b>95,783</b> Sept. 29-30, 1982	<b>148,223</b> Sept. 20-22, 1991	<b>202,997</b> Aug. 5-8, 1982
<b>Chicago Cubs</b>	<b>96,686</b> Aug. 11-12, 1997	<b>150,016</b> Aug. 27-29, 1982	<b>185,249</b> July 15-18, 1965
<b>Cincinnati Reds</b>	<b>106,121</b> May 17-18, 1976	<b>158,580</b> May 27-29, 1977	<b>207,618</b> Aug. 8-11, 1977
<b>Colorado Rockies</b>	<b>61,414</b> April 30-May 1, 1996	<b>153,091</b> Sept. 19-21, 1997	<b>171,917</b> June 29-July 2, 1995
<b>Florida Marlins</b>	<b>81,097</b> June 7-8, 1993	<b>127,495</b> Apr. 5-7, 1994	<b>172,153</b> April 11-14, 1996
<b>Houston Astros</b>	<b>94,446</b> July 10-11, 1980	<b>152,936</b> April 9, 11-12, 1981	<b>199,193</b> Oct. 3-6, 1980
<b>Montreal Expos</b>	<b>77,048</b> June 18-19, 1980	<b>146,225</b> April 30-May 2, 1982	<b>135,130</b> Aug. 29-31, (2) 1980
<b>New York Mets</b>	<b>72,160</b> July 24-25, 1977	<b>151,606</b> May 15-17, 1981	<b>188,758</b> June 2-5, 1983
<b>Oakland Athletics</b>	<b>95,022</b> Aug. 28-29, 1997	<b>NA</b>	<b>NA</b>
<b>Philadelphia Phillies</b>	<b>90,278</b> May 6-7, 1977	<b>149,845</b> July 19-21, 1974	<b>188,871</b> Aug. 24-27, 1978
<b>Pittsburgh Pirates</b>	<b>82,290</b> Aug. 1-2, 1962	<b>147,878</b> May 16-18, 1980	<b>183,390</b> June 20-23, 1991
<b>St. Louis Cardinals</b>	<b>83,139</b> June 10-11, 1996	<b>152,816</b> Aug. 20-22, 1963	<b>185,368</b> July 18-21, 1985
<b>San Diego Padres</b>	<b>104,922</b> April 13-14, 1976	<b>159,541</b> Sept. 27-29, 1996	<b>189,233</b> April 19-22, 1984
<b>San Francisco Giants</b>	<b>106,429</b> June 10-11, 1963	<b>162,122</b> Sept. 5-7, 1966	<b>218,948</b> Aug. 29-31, Sept. 1, 1963
<b>Seattle Mariners</b>	<b>107,851</b> Aug. 30-31, 1997	<b>NA</b>	<b>NA</b>
<b>Texas Rangers</b>	<b>85,900</b> June 30-July 1, 1997	<b>NA</b>	<b>NA</b>

## THE TOP 50 NATIONAL LEAGUE ATTENDANCE MARKS

The 1997 season marked the 25th consecutive season the Dodgers drew more than two million fans at Dodger Stadium (1973-97) and the 33rd time overall – the most by any major league team.

The Dodgers established a N.L. record when they drew 3,608,881 fans in 1992 and also the third-largest total at the time with 3,348,170 fans in 1991. The N.L. implemented a new attendance counting new system in 1993 and the Rockies recorded the largest single season total in major league history with 4,483,350 fans in their first major league season. Through the 1992 season, attendance figures in the N.L. were counted by the number of fans in attendance and the A.L. counted total tickets sold. Both leagues currently count total tickets sold.

The Dodgers hold the major league record for drawing more than three million on 12 occasions. The Dodgers became the first team to play before five million fans in a season – combining home and road totals – in 1978 when the total reached 5,494,204. The Dodgers have since played in front of more than five million 14 more times, including a franchise-best 5,899,245 in 1997.

The Dodgers have averaged more than 2.5 million fans a season since coming to Los Angeles in 1958. The Dodgers hit the million mark in 22 dates in 1981, the two million mark in 46 dates in 1982 and the three million mark in 67 dates in 1982 – all three established then major league records. The top 50 N.L. home attendance marks:

1. Colorado	4,483,350	1993	26. Los Angeles	3,002,396	1990
2. Colorado	3,891,014	1996	27. Los Angeles	2,980,262	1988
3. Colorado	3,888,453	1997	28. Los Angeles	2,955,087	1977
4. Atlanta	3,884,720	1993	29. Los Angeles	2,944,653	1989
5. Los Angeles	3,608,881	1982	30. N.Y. Mets	2,918,710	1989
6. Los Angeles	3,510,313	1983	31. Atlanta	2,901,242	1996
7. Atlanta	3,464,488	1997	32. St. Louis	2,892,799	1988
8. Colorado	3,390,037	1995	33. Los Angeles	2,860,954	1979
9. Los Angeles	3,348,170	1991	34. St. Louis	2,844,977	1993
10. Los Angeles	3,347,845	1978	35. Los Angeles	2,797,409	1987
11. Los Angeles	3,319,504	1997	36. Philadelphia	2,775,011	1979
12. Colorado	3,281,511	1994	37. Los Angeles	2,766,251	1995
13. Los Angeles	3,264,593	1985	38. N.Y. Mets	2,762,417	1986
14. Los Angeles	3,249,287	1980	39. Los Angeles	2,755,184	1962
15. Los Angeles	3,188,454	1996	40. N.Y. Mets	2,751,437	1985
16. Los Angeles	3,170,393	1993	41. Philadelphia	2,700,070	1977
17. Philadelphia	3,137,674	1993	42. N.Y. Mets	2,697,479	1970
18. Los Angeles	3,134,824	1984	43. St. Louis	2,662,875	1985
19. St. Louis	3,082,000	1989	44. St. Louis	2,659,239	1996
20. Atlanta	3,077,400	1992	45. Chicago	2,653,763	1993
21. St. Louis	3,072,122	1987	46. Philadelphia	2,651,650	1980
22. Florida	3,064,847	1993	47. St. Louis	2,634,014	1997
23. N.Y. Mets	3,055,445	1988	48. Los Angeles	2,632,474	1974
24. N.Y. Mets	3,034,124	1987	49. Cincinnati	2,629,708	1976
25. Los Angeles	3,023,208	1986	50. Los Angeles	2,617,029	1966

## RULES OF INTEREST

**Player Limits:** 40 until opening day, when the number must be reduced to 25 until Sept. 1, when it increases again to 40.

**Determining Batting Average:** Divide the number of at-bats into the number of hits. Highest batting average and 502 or more at-bats qualifies for the batting championship.

**Determining an Earned Run Average:** Multiply the number of earned runs by nine; take that number and divide it by the number of innings pitched. Lowest ERA and 162 or more innings pitched qualifies for the ERA title.

**Determining Slugging Percentage:** Divide the total bases of all safe hits by the total times at bat (at-bats do not include walks, sacrifices, hit by pitcher, or times awarded first base because of interference or obstruction).

**Determining Fielding Average:** Divide the total putouts and assists by the total number of putouts, assists and errors.

**Determining On Base Percentage:** Add the total number of hits, walks and hit by pitches and divide by the total of at-bats, walks, hit by pitches and sacrifice flies.

**Determining Percentage of Games Won and Lost:** Divide the number of games won by the total games won and lost.

**Consecutive Hitting Streaks:** A consecutive hitting streak shall not be terminated if the plate appearance results in a base on balls, hit batsman, defensive interference or a sacrifice bunt. A sacrifice fly shall terminate the streak.

**Consecutive-Game Hitting Streaks:** A consecutive-game hitting streak shall not be terminated if all the player's plate appearances (one or more) result in a base on balls, hit batsman, defensive interference or a sacrifice bunt. The streak shall terminate if the player has a sacrifice fly and no hit.

**Consecutive-Game Playing Streak:** A consecutive-game playing streak shall be extended if the player plays one half-inning on defense, or if he completes a time at bat by reaching base or being put out. A pinch-running appearance shall not extend the streak. If a player is ejected from a game by an umpire before he can comply with the requirements of this rule, his streak shall continue.

**Trading Regulations:** Players are available on waivers in reverse order of standings, at the time waivers expire, if more than 30 days after the start of the season; otherwise in reverse order of standings at close of the preceding season.


**Trading Deadline:** The trading deadline is July 31. Waivers are required for any inter- or intra- major league assignment during the period beginning Aug. 1 and ending at 5 p.m. (East Coast time) the day after the end of the season. During the other 10 months of the year, no waivers are needed. The waiver periods are: Nov. 11 to 30th day of season; 31st day of season to July 31; and Aug. 1 to Nov. 10.

**Determining the Magic Number:** Determine the number of games yet to be played, add one, then subtract the number of games ahead in the loss column of the standings from the closest opponent.

**Determining a "Major League Year":** 172 days constitute a full year in the major leagues.

**Night Game:** Any game that is scheduled for a 5:00 p.m. (local) start or later.

# Media Information



*(From top) Red Barber and Vin Scully; Jerry Doggett; Ross Porter; manager Bill Russell addresses the media; Don Drysdale; Rick Monday (English), Richard Choi (Korean), Jacques Doucet (French), Steven Cheng (Chinese) and Jaime Jarrin (Spanish) announce the first major league game in five different languages on July 5, 1994 at Dodger Stadium.*



## LOS ANGELES DODGERS MEDIA INFORMATION

## LOS ANGELES DODGERS PUBLICITY

1000 Elysian Park Avenue • Los Angeles, CA 90012-1199

**Office:** (213) 224-1301**Fax:** (213) 224-1459**Derrick Hall, Director, Publicity****Shaun Rachau,***Assistant Director, Publicity*

(213) 224-1303

**John Olguin, Publicity Manager/***Archivist*

(213) 224-1313

**Barbara Conway,***Office Coordinator*

(213) 224-1302

**Grace Morino, Assistant,***Media/International Relations*

(213) 224-1326

**Dave Tuttle,***Assistant, Baseball Information*

(213) 224-1307

**Clubhouse:** Both the Dodgers' and visiting team clubhouses are located on Level One (dugout level). The Dodger dugout is located on the third base side. Only credentialed media with clubhouse access will be admitted. The training room is closed to all media, and is only open to players and Dodger officials. The clubhouse is opened to credentialed media 3 1/2 hours prior to the game and closed 45 minutes before game time. The clubhouse is opened 10 minutes after the last out to credentialed media.

**Credentials:** Credentials will be issued only to accredited media. Season credentials will be issued only to those news agencies that cover the Dodgers on a daily basis. Requests for all regular season Dodger home games should be made in writing on company letterhead from the sports editor/producer to Derrick Hall, Publicity Director. *All requests must be made 24 hours in advance to allow for verification and processing. Credential requests for weekend games must be made by 5 p.m. on that Friday.* Please make certain all credential requests are confirmed by the publicity office prior to arrival at the stadium. Credentials can be picked up four hours prior to game time at the Press Gate, the parking entrance at the intersection of Elysian Park Avenue and Stadium Way. Proper identification is

required. Credentials must be displayed at all times. *There are absolutely no autographs permitted on the field or in the clubhouse.*

**Elevators:** Located directly behind home plate. Escalators are available from the Club Level (main press box). If you take the escalators, go down two levels to the field level and make a left turn. First exit door on your left will lead you to one flight of stairs down to the Dodger clubhouse.

**Field:** Only credentialed media with field access will be allowed on the field. All media must clear the field 45 minutes prior to game time.

**Game Notes:** Game notes and statistics will be available in the main press box prior to game time. Quotes, statistics, post-game notes, box scores and play-by-play sheets will be available after the game.

**Photographers:** Photographers are not allowed on the field during the game at any time. Photo wells are located at each end of the home and visiting dugouts. Special arrangements for use of the press box level positions can be made through the publicity office. There is no still photography in either clubhouse unless authorized by the Publicity Director of each club.

**Press Box:** The main press box is located on level 5 (club level) directly behind home plate. Media may enter through parking lots A, B, 4 and 5. The media dining area, located in the main press box, is open two hours prior to game time. Beverages and snacks are available during and after the game.

**Telephones:** Six charge-a-call phones are located in the main press box.

**Tickets:** Complimentary media tickets, subject to availability, must be requested 24 hours in advance for all games, and by 2 p.m. on Friday for weekend games. Tickets, limited to four per series, can be picked up at the will call window in parking lot 5. Proper identification is required. The will call window opens 90 minutes prior to the game.



## Vin Scully

Vin Scully, one of the most recognizable personalities in sports broadcasting, enters his 49th season as the "voice of the Dodgers" on AM 1150 Sports Radio L.A., KTLA-TV Channel 5 and Fox Sports West 2. His 49 years of consecutive service with the Dodgers is the longest of any current major league broadcaster with one team.

Scully, whose vivid yet simplistic description of a baseball game has thrilled baseball fans over the years, joined Hall of Fame announcer Red Barber and Connie Desmond as part of the Brooklyn Dodgers' broadcast team in 1950, just a year after graduating from Fordham University. Scully, who played

outfield for two seasons on Fordham's baseball team, called baseball, basketball and football games for the university's radio station.

In addition to his Dodger broadcasts, the talented broadcaster called play-by-play for National Football League games and PGA Tour events on CBS-TV from 1975-82 and play-by-play for Major League Baseball's Game of the Week, three World Series and four All-Star Games on NBC-TV from 1983-89. Scully also called play-by-play for the World Series on CBS Radio from 1990-97. In all, he has called 25 World Series and 12 All-Star Games. Some of his other broadcasting highlights include:

- Calling three perfect games (Don Larsen in 1956, Sandy Koufax in 1965 and Dennis Martinez in 1991) and 18 no-hitters.
- Calling Johnny Podres' shutout of the Yankees in Game 7 of the 1955 World Series to give the Dodgers their first World Championship.
- Calling the Dodgers' first game in Los Angeles at the Los Angeles Coliseum on April 18, 1958.
- Calling the Yankee-Dodger exhibition game on May 9, 1959 that honored Roy Campanella before a major league record 93,103 fans at the Los Angeles Coliseum.
- Calling the Dodgers' playoff win over the Milwaukee Braves and World Series victory over the Chicago White Sox to give them their first World Championship in Los Angeles in 1959 and other World Championship seasons in Los Angeles in 1963, 1965, 1981 and 1988.
- Calling games during Don Drysdale's 58.0 scoreless innings streak in 1968 and Orel Hershiser's 59.0 scoreless innings streak in 1988.
- Calling Hank Aaron's 715th career home run that broke Babe Ruth's major league record at Atlanta's Fulton County Stadium in 1974.
- Calling Kirk Gibson's dramatic game-winning home run off Oakland's Dennis Eckersley in Game 1 of the 1988 World Series.
- Calling games during the rookie seasons of Fernando Valenzuela in 1981 and Hideo Nomo in 1995.

Scully, a master of the English language, has won numerous awards throughout his career, highlighted by being inducted into the National Baseball Hall of Fame as the Ford C. Frick Award recipient in 1982 and being named the Most Memorable Personality in L.A. Dodger history by Dodger fans in 1976. Other awards include:

- Named the country's Outstanding Sportscaster four times and California Sportscaster of the Year 21 times by the National Sportscasters and Sportswriters Association.
- Recipient of the Lifetime Achievement Sports Emmy Award from the National Academy of Television Arts and Sciences in 1996 for his "distinguished and outstanding" work.
- Inducted into the American Sportscasters Hall of Fame in 1992.
- Inducted into the Southern California Sports Broadcasters Association Hall of Fame in February 1997.
- Won the Los Angeles area Governors Emmy Award from the Academy of Television Arts and Sciences' Board of Governors in 1992 for his special contribution to television in Los Angeles.
- Named the Southern California Sportscasters Association's Sportscaster of the Year in 1991, '92 and '94, Broadcaster of the Year in 1984, Radio Play-by-Play award in 1991 and Baseball Play-by-Play award in 1993.

## SCULLY (Continued)

- Named the American Sportscasters Association's Sportscaster of the Year in 1985.
- Won the Voice of Vision award in 1992 for his "incredible gift of painting vivid word pictures so those without sight can also see Dodger baseball."
- Recipient of the United States Sports Academy's Ronald Reagan Media Award in 1987.
- Had his star placed on the Hollywood Walk of Fame in 1982.
- In 1995, had a baseball field named after him in Bogota, NJ, where he resided while working with the Brooklyn Dodgers.
- Received the inaugural Arthur Daley Memorial Award in 1995, which is presented to a Fordham alumnus who has distinguished himself in the field of athletic journalism.
- Had a tribute in his honor from the Academy of Television Arts and Sciences in November 1997.

**Ross Porter**

Ross Porter begins his 22nd season as a member of the Dodgers' broadcast team on AM 1150 Sports Radio L.A., KTLA-TV Channel 5 and Fox Sports West 2. In addition to his play-by-play duties, he also hosts "Dodgertalk" (the Dodgers' pre- and post-game shows) and "Dodger Offseason Report" on 1150 AM.

Porter won the Southern California Sportscasters Association's Tom Harmon Award for Radio Sports Anchor in 1991 and Radio Talk Show Host award in 1992 and 1993.

Porter holds the major league record for the longest consecutive play-by-play by one announcer when he called the action himself in a 22-inning game between the Dodgers and Expos on Aug. 23, 1989 that lasted six hours and 14 minutes. For that broadcast, Porter was honored with a Special Achievement Award by the Southern California Sports Broadcasters Association in 1990.

A play-by-play announcer since he was 14, the University of Oklahoma graduate won an Emmy during his 10-year stint as a sportscaster for KNBC-TV before joining the Dodgers in 1977. Porter also called National Football League games for NBC-TV from 1970-76 and provided play-by-play for the 1977 and 1978 World Series and 1984 N.L. Championship Series on CBS Radio and the 1988 World Series for the Dodgers flagship station KABC (790 AM). He is the only announcer to have broadcast games for a World Series champion (Dodgers, 1981 and 1988) and an NCAA basketball champion (UNLV, 1990). Porter is also one of 24 voters for the Jim Thorpe Award, given annually to the top defensive back in college football.

An avid golfer, Porter recently shot his second career hole-in-one, achieving it on a par three at Sunrise Country Club in the desert.

**Rick Monday**

Rick Monday begins his fifth full season as a Dodger broadcaster after joining the team in July 1993. In addition to his play-by-play duties, Monday serves as weekend host of Dodgertalk on AM 1150 Sports Radio L.A.

Monday began his broadcasting career as a sports anchor on KTTV-TV in Los Angeles in 1985 while also calling play-by-play and hosting the pre-game show for Dodger games on Dodger Vision and Z Channel.

He was nominated for an Emmy as host of the Dodgers pre-game show on KTTV, "Dodger Central," in 1988. Monday also was a color commentator for CBS-TV at the College World Series championship game in 1988. In 1989, he moved to San Diego and called play-by-play for the Padres on radio and television for four seasons.

A college star at Arizona State, Monday led the Sun Devils to the 1965 College World Series Championship and earned All-America and College Player of the Year honors before the Kansas City Athletics chose him as the first player ever in the initial major league Free Agent Draft in 1965. He made his major league debut in 1966 and spent six seasons with the

Athletics and five seasons with the Chicago Cubs before joining the Dodgers in 1977. Monday played eight seasons for the Dodgers and helped lead them to a World Championship and three N.L. pennants. Overall, he compiled a .264 career batting average with 241 home runs and appeared in five League Championship Series and two All-Star Games. He is best remembered for saving the American flag from being burned by two protestors in left field at Dodger Stadium on April 25, 1976 and hitting the game-winning home run in Game 5 of the N.L. Championship Series to send the Dodgers to the 1981 World Series.

In 1995, Monday received the William A. Shea Distinguished Little League Graduate Award, which is given to a Major League Baseball player or individual who best exemplifies the spirit of the Little League Baseball program.

Jaime Jarrin, one of the most recognizable voices in Hispanic broadcasting, begins his 40th season as the "Spanish voice of the Dodgers" on KWKW 1330 AM. He is also Vice President, News and Sports for the Lotus Broadcasting Corp., whose station KWKW is the flagship of the Dodgers' Spanish radio network.

Jarrin, who has been the Dodgers' No. 1 broadcaster in the Spanish booth since 1973, will be inducted into the Hall of Fame on July 26, 1998 in Cooperstown, NY as this year's recipient of the Ford C. Frick Award. He is the first Spanish-language broadcaster to be inducted into the Hall of Fame. Jarrin was also the recipient of the Southern California Broadcasters Association's President's Award in February 1998. His other honors include being awarded the La Gran Cruz al Merito en El Grado de Comendado (the highest medal of honor to non-military personnel) in his native Ecuador in January 1992, named as one of the Top 100 Influential Hispanics in the United States by *Hispanic Business Magazine* in 1990 and the first Latin American to win The Golden Mike Award in 1970 and 1971.

Jarrin was in charge of all Spanish radio coverage and production of the Olympic Games in Los Angeles in 1984. He has called more than 30 world championship boxing title bouts throughout the world for radio and television stations in Latin America and broadcasts the All-Star Game, League Championship Series and World Series on the Latina Broadcasting Network that reaches more than 300 stations.

Jarrin studied philosophy, letters, journalism and broadcasting at Central University of Ecuador in Quito. His son, Jorge - "The Captain" - covers traffic for English and Spanish radio stations in Los Angeles.

Rene Cardenas begins his 21st season in his second tour of duty in the Dodgers' Spanish broadcast booth. Known as a pioneer because he was in the booth when the Dodgers were the first team to air Spanish language broadcasts in 1958, Cardenas rejoined the Dodgers in 1982 and was reunited with Jaime Jarrin, with whom he had worked with in his previous stint with the club.

After four seasons in Los Angeles, Cardenas left the team following the 1961 season to become director of the Spanish network and all broadcast operations for the Houston Astros. After 15 years with the Astros, Cardenas returned to his native Managua, Nicaragua, where he was sports editor of *La Prensa*, the country's largest newspaper, and called play-by-play for numerous baseball games and championship boxing matches throughout the world. Because of political unrest in Nicaragua, Cardenas and his wife, Jilma, were forced to flee the country in 1979 and returned to Houston.

In 1981, Cardenas directed Spanish broadcasts for the Texas Rangers and served as program manager for a Spanish radio station in Houston, a position he held until he rejoined the Dodgers.

Some of Cardenas' broadcasting highlights include calling the Dodgers' playoff win over the Milwaukee Braves and World Series victory



**Jaime Jarrin**



**Rene Cardenas**

**CARDENAS** (Continued)

over the Chicago White Sox to give them their first World Championship in Los Angeles in 1959 and broadcasting his first All-Star Game for the Gillette Cavalcade of Sports in 1960.

In 1992, Cardenas was honored with a prestigious award by the Nicaraguan government for his part in the development of baseball in Nicaragua and throughout the world. His grandfather, Adan Cardenas, served as President of Nicaragua from 1884-87 and helped sponsor the beginning of baseball in his country in 1891.



**Pepe Yñiguez**

Pepe Yñiguez begins his first season with the Dodgers' Spanish broadcast team on KWKW 1330 AM. He covers special broadcasting assignments for the Dodgers and assists the club in their community and publicity efforts in the Spanish-speaking community. Yñiguez has worked for KWKW since 1982 and hosted the Dodgers' pre- and post-game show, "Hablando Con Los Dodgers," since 1993. He also served as an occasional play-by-play replacement on Dodger Spanish broadcasts in 1997. Yñiguez, who currently is a reporter for KWKW, was a color commentator for the Los Angeles Raiders' Spanish broadcasts from 1993-95 and did play-by-play for Fox Sports Americas at selected Major League Baseball games, the All-Star Game and A.L. Championship Series in 1997.

**RADIO BROADCASTS:** All Dodger games may be heard over the Dodger radio network. Vin Scully, Ross Porter and Rick Monday call all the action over KXTA (1150 AM). Jaime Jarrin and Rene Cardenas handle the play-by-play for all games in Spanish on KWKW (1330 AM).

**ENGLISH BROADCASTERS**

Year	Broadcasters
1939-41	Red Barber, Al Helfer
1942	Red Barber, Alan Hale
1943-47	Red Barber, Connie Desmond
1948-49	Red Barber, Connie Desmond, Ernie Harwell
1950-53	Red Barber, Connie Desmond, Vin Scully
1954-55	Vin Scully, Connie Desmond, Andre Baruch
1956	Vin Scully, Connie Desmond, Al Helfer, Jerry Doggett
1957	Vin Scully, Al Helfer, Jerry Doggett
1958-76	Vin Scully, Jerry Doggett
1977-87	Vin Scully, Jerry Doggett, Ross Porter
1988-93	Vin Scully, Don Drysdale, Ross Porter
1993-present	Vin Scully, Ross Porter, Rick Monday

**SPANISH BROADCASTERS**

Year	Broadcasters
1958	Rene Cardenas, Miguel Alonzo, Milt Nava
1959-61	Rene Cardenas, Jaime Jarrin, Miguel Alonzo
1962-72	Jose Garcia, Jaime Jarrin
1973-81	Jaime Jarrin, Rudy Hoyos
1982-89	Jaime Jarrin, Rene Cardenas
1990	Jaime Jarrin, Rene Cardenas, Tito Rondon
1991-97	Jaime Jarrin, Rene Cardenas
1998	Jaime Jarrin, Rene Cardenas, Pepe Yñiguez

**LOS ANGELES DODGERS RADIO NETWORK**

Station	On Dial	City	Station	On Dial	City
KXTA	1150	Los Angeles	KAVL	610	Lancaster
KWKW	1330	* Los Angeles	KDWN	720	Las Vegas, NV
KNZR	1560	Bakersfield	KDOL	1280	* Las Vegas/Henderson, NV
KMET	1490	Banning	KGAM	1450	Palm Springs
KBOV	1230	Bishop	KVEC	920	San Luis Obispo
KROP	1300	Brawley	KIST	1340	Santa Barbara
KICO	1490	* Calexico/El Centro	KSMA	1240	Santa Maria
KCBL	1340	Fresno	KVEN	1450	Ventura
KYVA	1230	+Gallup, NM	WSTA	1340	+St. Thomas, VI
KUAU	1570	+Haiku, Maui, HI	WAXE	1370	+Vero Beach, FL
KGU	760	+Honolulu, HI			

\*Spanish +Selected Games \*\*All stations are on AM radio dial. Selected games will be broadcast locally in Korean on KBLA (1540) and in Chinese on KAZN (1300).

## SOUTHERN CALIFORNIA MEDIA

### Newspapers

#### Antelope Valley Press

Sports: Dan Dinsmore  
Phone: (805) 273-2700  
FAX: (805) 947-4870

#### Daily Breeze

Sports: Robert Whitley  
Phone: (310) 540-5511  
FAX: (310) 540-3067

#### Inland Valley Daily Bulletin

Sports: Keith St. Clair  
Phone: (909) 483-9374  
FAX: (909) 948-9038

#### La Opinion (Spanish)

Sports: Ricardo Jimenez  
Phone: (213) 896-2333  
FAX: (213) 896-2177

#### La Voz Libre (Spanish)

Sports: Angel Prada  
Phone: (213) 388-4639  
FAX: (213) 388-2053

#### Long Beach-Press Telegram

Sports: Jim McCormack  
Phone: (562) 499-1338 x0  
FAX: (562) 437-8914

#### Los Angeles Daily News

Sports: Michael Anastasi  
Phone: (818) 713-3601  
FAX: (818) 713-3436

#### Los Angeles Sentinel

Sports: Ron Dungee  
Phone: (213) 299-3800  
FAX: (213) 299-3896

#### Los Angeles Times

Sports: Bill Dwyre  
Phone: (213) 237-7145  
FAX: (213) 237-7876

#### Orange County Register

Sports: Mark Tomaszewski  
Phone: (714) 953-7804  
FAX: (714) 565-3684

#### Riverside Press Enterprise

Sports: John Garrett  
Phone: (909) 782-7595  
FAX: (909) 782-6009

#### San Bernardino Sun

Sports: Paul Oberjuerge  
Phone: (909) 386-3869  
FAX: (909) 384-0327

#### San Gabriel Valley Newspapers

Sports: Steve Hunt  
Phone: (626) 962-8811  
FAX: (626) 856-2758

#### The Tidings

Sports: Rich Goul  
Phone: (213) 251-3360  
FAX: (213) 386-8667

#### 20 De Mayo (Spanish)

Sports: Angel Torres  
Phone: (213) 483-4890  
FAX: (213) 483-6474

#### USA Today

Sports: David Leon Moore  
Phone: (310) 443-8900  
FAX: (310) 443-8923

#### Korea Central Daily

Sports: Jonathan Heo  
Phone: (213) 368-2641  
FAX: (213) 389-8384

#### Korea Times

Sports: Danny Kim  
Phone: (213) 692-2024  
FAX: (213) 692-2062

#### Sports Chosun

Sports: Michael Min  
Phone: (909) 396-0364  
FAX: (909) 396-0394

#### Rafu Shimpo (Japanese)

Sports: David Inana  
Phone: (213) 629-2231  
FAX: (213) 687-0737

### Wire Services

#### Associated Press

Sports: John Nadel,  
Ken Peters, Joe Resnick  
Phone: (213) 626-1200  
FAX: (213) 346-0200

### Radio Stations

#### KWKW-AM (Spanish)

Sports: Louis Alberto Bravo  
Phone: (213) 466-8111  
FAX: (213) 461-7347

#### ARROW 93 FM

News: Lon Landis  
Phone: (213) 460-3293  
FAX: (213) 463-9270

#### KFI/KOST

Sports: Rich Marotta  
Phone: (213) 385-0101  
FAX: (213) 251-3170

#### KBLA-AM (Korean)

Sports: Richard Choi  
Phone: (213) 487-1300  
FAX: (213) 487-7455

#### KFWB

Sports: Rod Van Hook  
Phone: (213) 462-5392  
FAX: (213) 871-4670

#### KIEV

Sports: Irv Kazé  
Phone: (818) 244-8483  
FAX: (213) 245-5438

#### KIIS FM

Sports: Vic Jacobs  
Phone: (818) 845-1027  
FAX: (818) 556-5447

#### KLAX (Spanish)

Sports: Rafael Navarro  
Phone: (213) 466-3001  
FAX: (213) 856-0979

#### KLOS

News: Lori Howell  
Phone: (310) 840-4800  
FAX: (310) 840-4846

#### KNX-AM

Sports: Fred Gallagher,  
Steve Grad  
Phone: (213) 460-3343  
FAX: (213) 460-3275

#### KPWR

Sports: Dave Morales  
Phone: (818) 953-4200  
FAX: (818) 848-0961

#### KRLA/KLSX

News: Ruth Collander  
Phone: (213) 383-4222  
FAX: (213) 386-3649

#### KROQ

Sports: Jimmy Kimmel  
Phone: (818) 567-1067  
FAX: (818) 520-1329

#### KRTH AM/FM

Sports: Joni Caryl  
Phone: (213) 937-5230  
FAX: (213) 936-3427

**KTNQ/KLVE (Spanish)**

Sports: Rolando Gonzales  
 Phone: (213) 468-5366  
 FAX: (213) 465-3856

**KXTA**

Sports: Joe McDonnell  
 Phone: (818) 295-6459  
 FAX: (818) 845-0005

Sports: Tom Bowman  
 Phone: (818) 295-6423

**XTRA**

Sports: Joe Tutino, Lee Hamilton  
 Phone: (619) 291-6397  
 FAX: (619) 291-5622

**Television****KABC TV (7)**

Sports: Todd Donoho,  
 Rick Lozano, Rob Fukuzaki  
 Phone: (310) 557-3285  
 FAX: (310) 557-4509

**KCBS TV (2)**

Sports: Jim Hill,  
 Rory Markas, Dan Noel,  
 Phone: (213) 460-3252  
 FAX: (213) 460-3337

**KCAL TV (9)**

Sports: Tom Murray, John Ireland, Scott Johnson  
 Phone: (213) 960-3848  
 FAX: (213) 469-4979

**KCOP TV (13)**

Sports: Tony Hernandez,  
 Newy Scruggs,  
 Scott Verona  
 Phone: (213) 850-2222  
 FAX: (213) 850-1265

**KMEX TV (34) (Spanish)**

Sports: Bernardo Osuna  
 Phone: (310) 216-3434  
 FAX: (310) 348-3493

**KNBC TV (4)**

Sports: Fred Roggin,  
 Carlos del Valle  
 Phone: (818) 840-4237  
 FAX: (818) 840-3535

**KTLA TV (5)**

Sports: Stu Nahan,  
 Ed Arnold, Chris Lee  
 Phone: (213) 460-3826  
 FAX: (213) 460-5333

**KTTV TV (11)**

Sports: Rick Garcia,  
 Randy Kerdoon,  
 Phone: (310) 584-2030  
 FAX: (310) 584-2135

**KVEA TV (52) (Spanish)**

Sports: Mario Solis  
 Phone: (818) 502-5734  
 FAX: (818) 543-0293

**CNN - Cable**

Sports: Kelly Carter  
 Phone: (213) 993-5038  
 FAX: (213) 993-5081

**ESPN - Cable**

Sports: Steve Peresman  
 Phone: (310) 659-8557  
 FAX: (310) 659-8923

**FOX Sports News - Cable**

Assgn. Editor: Jonathan Davis  
 Phone: (310) 369-9160  
 FAX: (310) 969-6048

**BASEBALL WRITERS ASSOCIATION OF AMERICA (BBWAA)  
 Los Angeles-Anaheim Chapter**

**1998 Officers**

**Chapter Chairman:** Jorge Valencia (Riverside Press-Enterprise).

**Vice-Chairman:** TBA

**Secretary-Treasurer:** Dave Daniel (Ellis & Associates).

**1998 Membership**

**Antelope Valley News:** Brian Golden.

**Associated Press:** John Nadel, Ken Peters.

**Christian Science Monitor:** Phil Elderkin.

**Inland Valley Daily Bulletin:** Mike Rappoport, Billy Rhodes, Geoff Smith, Paul Helms.

**La Opinion:** Manolo Hernandez Douen, Carlos Alvarado.

**La Voz Libre:** Angel Prada.

**Long Beach Press-Telegram:** Gordon Verrell, Doug Krikorian, Bob Keisser, Jim Buzinski.

**Los Angeles Daily News:** Michael Anastasi, Eric Noland, Kevin Modesti.

**Los Angeles Times:** Chris Baker, Mike DiGiovanna, Mike Downey, Allan Drooz, Bill Dwyre,  
 Chris Foster, Randy Harvey, Dave Moylan, Jim Murray, Ross Newhan, Mike Penner, Bob  
 Rohwer, Bill Shaikin, Mike Terry, Keith Thursby, Elliott Teafor, John Weyler, Rick Jaffe.

**Orange County Register:** Kevin Acee, Steve Bisheff, Mark Whicker, Randy Youngman,  
 Art Thompson III, Greg Gibson, Earl Bloom, Chris Long.

**Palm Springs Desert Sun:** Bill Plunkett.



**Riverside Press-Enterprise:** Jim Alexander, John Garrett, Lew Price, Cindy Martinez,  
 Lisa Nehus Saxon, Lyle Spencer, Jorge Valencia, Joe Christensen, Maureen Delany.

**San Bernardino Sun:** Mike Davis, Steve Dilbeck, Gregg Patton, Paul Oberjuerge.

**San Gabriel Valley Tribune:** Joe Haakenson, Keith Lair, Doug Spoon.

**South Bay Daily Breeze:** Mitch Chortkoff, Bill Cizek, Bob Cox, Terry Johnson,  
 Mike Waldner, Robert Whitley, Phil Collin, Gregory Gausa, Todd Harmonson.

# Opponents



*(From top) Seattle outfielder Ken Griffey, Jr.; Cincinnati shortstop Barry Larkin; Houston first baseman Jeff Bagwell; San Francisco outfielder Barry Bonds; Atlanta third baseman Chipper Jones; and San Diego outfielder Tony Gwynn.*



**ATLANTA BRAVES** *Eastern Division*

Turner Field ■ 755 Hank Aaron Drive ■ Atlanta, GA 30315 ■ (404) 522-7630

**Turner Field Facts****Opened:** April 4, 1997**Capacity:** 49,831**Dimensions:** 335-401-330**Series Facts****All-Time Series Record:**

Dodgers lead, 1066-872

**At Turner Field:** 3-3**At Dodger Stadium:** 181-120**Last Dodger Three-Game Sweep, Home:**

Sept. 15-17, 1989

**Last Dodger Four-Game Sweep, Home:**

July 26-29, 1990

**Last Dodger Three-Game Sweep, Road:**

June 22-24, 1984

**Last Dodger Four-Game Sweep, Road:**

April 7-10, 1988

**Public Relations Director:** Jim Schultz**Office Phone Number:** (404) 614-1301**Fax Number:** (404) 614-1391**Home Phone Number:** (770) 461-0738**Media Relations Manager:** Glen Serra**Office Phone Number:** (404) 614-1305**Traveling Secretary:** Bill Acree**Hotel in Los Angeles:** Marriott Downtown**Hotel Phone Number:** (213) 617-1133**Hotel Fax Number:** (213) 613-0291**Dodgers' Hotel in Atlanta:** Westin Peachtree**Hotel Phone Number:** (404) 659-1400**Hotel Fax Number:** (404) 589-7424**1997 RECORD: Braves won series, 6-5**

Home Dates	W	L	Score	Winning Pitcher	Losing Pitcher	Attendance
May 23		L	2-4	Smoltz	Astacio	38,735
May 24	W		10-3	MARTINEZ	Glavine	49,076
May 25	W		2-0	Valdes	Neagle	40,417
Sept. 9		L	3-4	Smoltz	Valdes	37,270
Sept. 10		L	0-7	GLAVINE	Martinez	41,564

Road Dates	W	L	Score	Winning Pitcher	Losing Pitcher	Attendance
April 28		L	0-14	Glavine	Martinez	29,357
April 29	W		6-2	Park	Wade	35,442
July 18		L	1-4	Neagle	Reyes	39,463
July 19	W		4-1	Astacio	Millwood	49,758
July 20	W		8-3	Park	Smoltz	48,414
July 21		L	4-5 <sup>(16)</sup>	Embree	Dreifort	49,318

**DODGERS vs. BRAVES (1958-1997)**

Year	Home	Road	Totals	Year	Home	Road	Totals	Year	Home	Road	Totals
1958	8-3	6-5	14-8	1972	2-4	6-3	8-7	1986	5-4	3-6	8-10
1959	6-6	8-4	14-10	1973	9-0	6-2	15-2	1987	6-3	6-3	12-6
1960	5-6	7-4	12-10	1974	5-4	5-4	10-8	1988	7-2	7-2	14-4
1961	7-4	5-6	12-10	1975	7-2	3-6	10-8	1989	5-4	5-2	10-6
1962	6-3	4-5	10-8	1976	6-3	4-5	10-8	1990	7-2	5-4	12-6
1963	4-5	4-5	8-10	1977	6-3	7-2	13-5	1991	5-4	6-3	11-7
1964	3-6	5-4	8-10	1978	6-3	7-2	13-5	1992	5-4	1-8	6-12
1965	5-4	5-4	10-8	1979	3-6	3-6	6-12	1993	3-3	2-5	5-8
1966	7-2	4-5	11-7	1980	3-6	4-5	7-11	1994	0-3	0-3	0-6
1967	8-1	2-7	10-8	1981	5-4	2-3	7-7	1995	3-2	1-3	4-5
1968	6-3	3-6	9-9	1982	5-4	6-3	11-7	1996	3-3	4-2	7-5
1969	6-3	3-6	9-9	1983	6-3	5-4	11-7	1997	2-3	3-3	5-6
1970	5-4	7-2	12-6	1984	5-4	7-2	12-6				
1971	5-4	4-5	9-9	1985	7-2	6-3	13-5				

**DODGERS STAT CORNER (1958-1997)****Most Runs in a Game vs. Braves:** 16, April 24, 1977 at Atlanta**Widest Dodger Margin of Victory:** 11, 15-4 on June 24, 1964 at Los Angeles**Last Opponent Three-Game Sweep:** July 4-6, 1995 at Atlanta**Last Opponent Four-Game Sweep:** Never Accomplished**Longest Dodger Consecutive Winning Streaks vs. Atlanta:** 10 Games – 1971-72

Seasons; 9 Games – 1985 Season; 8 Games – 1982 Season

**ARIZONA DIAMONDBACKS** *Western Division*

Bank One Ballpark ■ 401 E. Jefferson ■ Phoenix, AZ 85004 ■ (602) 514-8500

**Bank One Ballpark Facts****Opened:** March 31, 1998**Capacity:** 48,500**Dimensions:** 330-407-334**Media Relations Director:** Mike Swanson**Office Phone Number:** (602) 514-8500**Fax Number:** (602) 514-8592**Media Relations Manager:** Bob Crawford**Office Phone Number:** (602) 514-8500**Traveling Secretary:** Roger Riley**Hotel in Los Angeles:** Marriott Downtown**Hotel Phone Number:** (213) 617-1133**Hotel Fax Number:** (213) 613-0291**Dodgers' Hotel in Phoenix:** Ritz Carlton**Hotel Phone Number:** (602) 468-0700**Hotel Fax Number:** (602) 468-0793**LAST TRADE WITH EACH MAJOR LEAGUE CLUB****NATIONAL LEAGUE**

Team	Received	Traded	Date
Arizona	—	—	—
Atlanta	Dusty Baker, Ed Goodson	Jimmy Wynn, Jerry Royster, Tom Paciorek, Lee Lacy	12/17/75
Chicago	Willie Banks	Dax Winslett	6/19/95
Cincinnati	Eric Davis, Kip Gross	Tim Belcher, John Wetteland	11/27/91
Colorado	Eric Young	Pedro Astacio	8/18/97
Florida	—	—	—
Houston	Al Osuna	James Daspit	4/28/94
Milwaukee	Bert Heffernan	Darren Holmes	12/12/90
Montreal	Rick Clelland	Omar Daal	12/15/95
New York	Brett Butler	Scott Hunter, Dwight Gooden	8/18/95
Philadelphia	Steve Searcy, Julio Peguero	Stan Javier	7/2/92
Pittsburgh	Dave Clark	Carl South	8/31/96
St. Louis	John Tudor	Pedro Guerrero	8/16/88
San Diego	Alvin McBean	Tommy Dean, Leon Everett	4/17/69
San Francisco	Alex Trevino	Candy Maldonado	12/11/85

**AMERICAN LEAGUE**

Baltimore	Mike Morgan	Mike Devereaux	3/13/89
Boston	Glenn Hoffman	Bill Bartels	8/17/87
California	Ellie Rodriguez	Orlando Alvarez	3/21/76
Chicago	Darren Lewis	Player to be named (Chad Fonville)	8/27/97
Cleveland	Brian Barnes	Eduardo Lantigua	6/16/94
Detroit	Chad Curtis	Joey Eischen, John Cummings	7/31/96
Kansas City	Billy Brewer	Jose Offerman	12/17/95
Minnesota	Kevin Tapani, Mark Guthrie	Greg Hansell, Jose Parra, Ron Coomer	7/31/95
New York	Mike Judd	Billy Brewer	6/22/96
Oakland	Stan Javier	Willie Randolph	5/13/90
Seattle	Mike Blowers	Miguel Cairo, Willie Otañez	11/29/95
Texas	Steve Allen, David Lynch	Jim Poole	12/29/90
Tampa Bay	—	—	—
Toronto	Otis Nixon	Bobby Cripps	8/12/97

*Note: Trade involves major league roster.*

**CHICAGO CUBS** *Central Division*

Wrigley Field ■ 1060 West Addison Street ■ Chicago, IL 60613 ■ (773) 404-2827

**Wrigley Field Facts****Opened:** April 12, 1914**Capacity:** 38,902**Dimensions:** 355-400-353**Series Facts****All-Time Series Record:**

Cubs lead, 910-898

**At Wrigley Field:** 364-376**At Dodger Stadium:** 129-102**Last Dodger Three-Game Sweep, Home:**

Aug. 30 – Sept. 1, 1991

**Last Dodger Four-Game Sweep, Home:**

July 6-8, 1971

**Last Dodger Three-Game Sweep, Road:**

May 29-31, 1992

**Last Dodger Four-Game Sweep, Road:**

Never Accomplished

**Last Dodger Five-Game Sweep, Road:**

July 14-17, 1988

**Media Relations Director:** Sharon Pannozzo**Office Phone Number:** (773) 404-4021**Fax Number:** (773) 404-4129**Home Phone Number:** (773) 348-7881**Media Info. Coord.:** Chuck Wasserstrom**Office Phone Number:** (773) 404-4022**Traveling Secretary:** Jimmy Bank**Hotel in Los Angeles:** Marriott Downtown**Hotel Phone Number:** (213) 617-1133**Hotel Fax Number:** (213) 613-0291**Dodgers' Hotel in Chicago:** Hyatt Regency**Hotel Phone Number:** (312) 565-1234**Hotel Fax Number:** (312) 565-2966**1997 RECORD: Dodgers won series, 6-5**

Home Dates	W	L	Score	Winning Pitcher	Losing Pitcher	Attendance
May 2	W		8-7 <sup>(10)</sup>	Candiotti	Patterson	41,313
May 3		L	1-2	Mulholland	Valdes	44,519
May 4	W		5-2	Park	Trachsel	41,772
Aug. 11	W		2-1	PARK	Batista	45,955
Aug. 12		L	2-4	Clark	Nomo	50,731

Road Dates	W	L	Score	Winning Pitcher	Losing Pitcher	Attendance
May 13		L	1-2	Wendell	ASTACIO	21,908
May 14	W		6-4	Osuna	Rojas	24,441
July 31	W		4-1	Park	Mulholland	39,145
Aug. 1	W		13-4	Nomo	Gonzalez	32,257
Aug. 2		L	3-4	Tapani	Candiotti	39,953
Aug. 3		L	3-4	Tatis	Worrell	31,280

**DODGERS vs. CUBS (1958-1997)**

Year	Home	Road	Totals	Year	Home	Road	Totals	Year	Home	Road	Totals
1958	4-7	7-4	11-11	1972	3-3	1-5	4-8	1986	4-2	2-4	6-6
1959	5-6	6-5	11-11	1973	4-2	3-3	7-5	1987	3-3	3-3	6-6
1960	6-5	7-4	13-9	1974	5-1	5-1	10-2	1988	2-4	6-0	8-4
1961	7-4	8-3	15-7	1975	4-2	3-3	7-5	1989	2-4	3-3	5-7
1962	7-2	7-2	14-4	1976	5-1	4-2	9-3	1990	4-2	5-1	9-3
1963	4-5	7-2	11-7	1977	4-2	2-4	6-6	1991	6-0	4-2	10-2
1964	5-4	3-6	8-10	1978	4-2	4-2	8-4	1992	2-4	4-2	6-6
1965	7-2	3-6	10-8	1979	4-2	3-3	7-5	1993	3-3	2-4	5-7
1966	6-3	4-5	10-8	1980	4-2	3-3	7-5	1994	1-2	2-1	3-3
1967	4-5	5-4	9-9	1981	2-2	2-4	4-6	1995	2-4	3-3	5-7
1968	3-6	3-6	6-12	1982	4-2	3-3	7-5	1996	2-4	3-4	5-8
1969	3-3	3-3	6-6	1983	3-3	3-3	6-6	1997	3-2	3-3	6-5
1970	3-3	3-3	6-6	1984	3-3	2-4	5-7				
1971	1-5	3-3	4-8	1985	3-3	4-2	7-5				

**DODGERS STAT CORNER (1958-1997)****Most Runs in a Game vs. Cubs:** 18, April 20, 1974 at Chicago**Widest Dodger Margin of Victory:** 12, 12-0 on July 12, 1987 at Chicago**Last Opponent Three-Game Sweep:** May 19-21, 1995 at Los Angeles**Last Opponent Four-Game Sweep:** July 5-8, 1971 at Los Angeles**Longest Dodger Consecutive Winning Streaks vs. Cubs:** 8 Games – 1974 Season;

7 Games – 1976 Season; 7 Games – 1961 Season

**CINCINNATI REDS** *Central Division*

Cinergy Field ■ 100 Cinergy Field ■ Cincinnati, OH 45202 ■ (513) 421-4510

**Cinergy Field Facts****Opened:** June 30, 1970**Capacity:** 52,953**Dimensions:** 330-404-330**Series Facts****All-Time Series Record:**

Dodgers lead, 989-962

**At Cinergy Field:** 114-112**At Dodger Stadium:** 160-140**Last Dodger Three-Game Sweep, Home:**

Sept. 9-11, 1996

**Last Dodger Four-Game Sweep, Home:**

April 14-17, 1975

**Last Dodger Three-Game Sweep, Road:**

Aug. 10-12, 1996

**Last Dodger Four-Game Sweep, Road:**

Never Accomplished

**Media Relations Director:** Rob Butcher**Office Phone Number:** (513) 421-4510**Home Phone Number:** (606) 291-1963**Fax Number:** (513) 421-7342**P.R. & Publications Director:**

Mike Ringering

**Office Phone Number:** (513) 421-4510**Traveling Secretary:** Gary Wahoff**Hotel in Los Angeles:** Marriott Downtown**Hotel Phone Number:** (213) 617-1133**Hotel Fax Number:** (213) 613-0291**Dodgers' Hotel in Cincinnati:** Hyatt Regency**Hotel Phone Number:** (513) 579-1234**Hotel Fax Number:** (513) 579-0107**1997 RECORD: Reds won series, 6-5**

Home Dates	W	L	Score	Winning Pitcher	Losing Pitcher	Attendance
May 5	W		3-1	Nomo	Carrasco	26,955
May 6		L	2-3 <sup>(M)</sup>	Brantley	Guthrie	38,241
May 7	W		4-2	Martinez	Schourek	28,303
Aug. 15		L	3-5	Remlinger	Astacio	46,711
Aug. 16	W		5-3	Park	Mercker	53,464
Aug. 17		L	0-5	Tomko	Nomo	51,257

Road Dates	W	L	Score	Winning Pitcher	Losing Pitcher	Attendance
May 15	W		2-1	Valdes	Smiley	16,986
May 16		L	2-4	Morgan	Park	24,556
Aug. 8	W		10-5	Candiotti	Morgan	26,837
Aug. 9		L	2-3	White	Valdes	30,809
Aug. 10		L	1-8	REMLINGER	Astacio	24,742

**DODGERS vs. REDS (1958-1997)**

Year	Home	Road	Totals	Year	Home	Road	Totals	Year	Home	Road	Totals
1958	6-5	5-6	11-11	1972	2-4	3-5	5-9	1986	6-3	2-7	8-10
1959	6-5	3-8	9-13	1973	4-5	3-6	7-11	1987	5-4	3-6	8-10
1960	6-5	4-7	10-12	1974	5-4	7-2	12-6	1988	5-4	6-3	11-7
1961	4-7	6-5	10-12	1975	7-2	3-6	10-8	1989	6-3	4-5	10-8
1962	5-4	4-5	9-9	1976	3-6	2-7	5-13	1990	4-5	5-4	9-9
1963	6-3	4-5	10-8	1977	3-6	5-4	8-10	1991	6-3	6-3	12-6
1964	2-7	2-7	4-14	1978	4-5	5-4	9-9	1992	3-6	4-5	7-11
1965	7-2	5-4	12-6	1979	3-6	4-5	7-11	1993	4-2	4-3	8-5
1966	7-2	5-4	12-6	1980	3-6	6-3	9-9	1994	2-1	4-2	6-3
1967	6-3	4-5	10-8	1981	4-5	4-3	8-8	1995	2-1	1-3	3-4
1968	4-5	5-4	9-9	1982	4-5	7-2	11-7	1996	5-1	3-3	8-4
1969	4-5	4-5	8-10	1983	6-3	5-4	11-7	1997	3-3	2-3	5-6
1970	2-7	3-6	5-13	1984	5-4	6-3	11-7				
1971	7-2	4-5	11-7	1985	6-3	5-4	11-7				

**DODGERS STAT CORNER (1958-1997)****Most Runs in a Game vs. Reds:** 17, May 25, 1979 at Los Angeles**Widest Dodger Margin of Victory:** 13, 14-1, on April 17, 1974 at Cincinnati**Last Opponent Three-Game Sweep:** June 12-14, 1992 at Cincinnati**Last Opponent Four-Game Sweep:** Aug. 5-8, 1976 at Los Angeles**Longest Dodger Consecutive Winning Streak vs. Reds:** 9 Games – 1958 Season;

8 Games – 1973-74 Seasons; 7 Games – 1984-85 Seasons

**COLORADO ROCKIES** *Western Division*

Coors Field ■ 2001 Blake Street ■ Denver, CO 80205 ■ (303) 292-0200

**Coors Field Facts**

Opened: March 31, 1995

Capacity: 50,200

Dimensions: 347-415-350

**Series Facts****All-Time Series Record:**

Dodgers lead, 35-26

**At Denver:** 21-11**At Dodger Stadium:** 14-15**Last Dodger Three-Game Sweep, Home:**

May 21-23, 1993

**Last Dodger Four-Game Sweep, Home:**

Never Accomplished

**Last Dodger Three-Game Sweep, Road:**

May 5-7, 1995

**Last Dodger Four-Game Sweep, Road:**

Never Accomplished

**Public Relations Director:** Jay Alves**Office Phone Number:** (303) 312-2325**Fax Number:** (303) 312-2319**Home Phone Number:** (303) 932-1275**Asst. to the Director:** Brandy Lay**Director of Team Travel:** John Howell**Hotel in Los Angeles:** Hotel Inter-Continental**Hotel Phone Number:** (213) 617-3300**Hotel Fax Number:** (213) 617-3399**Dodgers' Hotel in Denver:** Embassy Suites**Hotel Phone Number:** (303) 297-8888**Hotel Fax Number:** (303) 298-1103**1997 RECORD: Dodgers won series, 7-5**

Home Dates	W	L	Score	Winning Pitcher	Losing Pitcher	Attendance
June 23	W		5-3	Nomo	Ritz	31,076
June 24		L	2-6	Holmes	Astacio	45,194
June 25	W		2-0	Valdes	Burke	30,963
Sept. 19		L	4-6	Astacio	Nomo	53,408
Sept. 20		L	1-2	Wright	Osuna	45,780
Sept. 21		L	5-10	Castillo	Martinez	53,903

Road Dates	W	L	Score	Winning Pitcher	Losing Pitcher	Attendance
July 14	W		14-12 <sup>(10)</sup>	Radinsky	Reed	48,360
July 15	W		6-5	Park	Bailey	48,621
Sept. 25	W		9-5	Nomo	Astacio	48,020
Sept. 26	W		10-4	Valdes	Wright	48,016
Sept. 27	W		6-1	Martinez	Castillo	48,125
Sept. 28		L	9-13	DeJean	Reyes	48,197

**DODGERS vs. ROCKIES (1993-1997)**

Year	Home	Road	Totals	Year	Home	Road	Totals	Year	Home	Road	Totals
1993	3-4	3-3	6-7	1995	4-3	5-1	9-4	1997	2-4	5-1	7-5
1994	1-2	5-2	6-4	1996	4-2	3-4	7-6				

**DODGERS STAT CORNER (1993-1997)****Most Runs in a Game vs. Rockies:** 17, May 6, 1995 at Colorado**Widest Dodger Margin of Victory:** 9, 9-0 on Sept. 18, 1993 and

Sept. 17, 1996 at Colorado

**Last Opponent Three-Game Sweep:** Sept. 19-21, 1997 at Los Angeles**Last Opponent Four-Game Sweep:** Aug. 9-12, 1993 at Los Angeles**Longest Dodger Consecutive Winning Streaks vs. Rockies:** 5 Games – 1993 season

**FLORIDA MARLINS** *Eastern Division*

Pro Player Stadium ■ 2267 N.W. 199th Street ■ Miami, FL 33056 ■ (954) 626-7400

**Pro Player Stadium Facts**

Opened: August 16, 1987

Capacity:

Dimensions: 330-434-345

**Series Facts**

All-Time Series Record:

Dodgers lead, 28-24

At Pro Player Stadium: 12-14

At Dodger Stadium: 16-10

Last Dodger Three-Game Sweep, Home:

Never Accomplished

Last Dodger Four-Game Sweep, Home:

Never Accomplished

Last Dodger Three-Game Sweep, Road:

Never Accomplished

Last Dodger Four-Game Sweep, Road:

Never Accomplished

Publicity Director: Ron Colangelo

Office Phone Number: (954) 626-7286

Fax Number: (954) 626-7302

Home Phone Number: (954) 476-0247

Asst. Publicity Director: Julio C. Sarmiento

Office Phone Number: (305) 626-7474

Traveling Secretary: Bill Beck

Hotel in Los Angeles: Red Lion Inn

Hotel Phone Number: (818) 956-5466

Hotel Fax Number: (818) 956-5490

Dodgers' Hotel in Florida:

Ft. Lauderdale Marriott

Hotel Phone Number: (954) 463-4000

Hotel Fax Number: (954) 527-6705

**1997 RECORD: Marlins won series, 7-4**

Home Dates	W	L	Score	Winning Pitcher	Losing Pitcher	Attendance
May 26	W		5-3	Park	Helling	48,291
May 27		L	5-8	Leiter	Nomo	31,185
Sept. 5	W		7-4	Martinez	Fernandez	39,242
Sept. 6	W		9-5	Hall	Miller	45,814
Sept. 7	W		9-5	Candiotti	Saunders	36,757
Sept. 8		L	4-8	Brown	Nomo	45,195

Road Dates	W	L	Score	Winning Pitcher	Losing Pitcher	Attendance
April 25		L	2-4	Leiter	Nomo	40,151
April 26		L	3-8	Fernandez	Valdes	41,452
April 27		L	3-4	Hutton	Hall	25,556
July 16		L	1-5	BROWN	Nomo	30,225
July 17		L	7-8	Leiter	Candiotti	27,406

**DODGERS vs. MARLINS (1993-1997)**

Year	Home	Road	Totals	Year	Home	Road	Totals	Year	Home	Road	Totals
1993	3-3	4-2	7-5	1995	2-2	5-1	7-3	1997	4-2	0-5	4-7
1994	2-1	1-2	3-3	1996	5-2	2-4	7-6				

**DODGERS STAT CORNER (1993-1997)**

Most Runs in a Game vs. Marlins: 10, June 6, 1994 at Florida &amp; July 22, 1995 at Florida

Widest Dodger Margin of Victory: 7, 7-0 on July 14, 1995 at Los Angeles

Last Opponent Three-Game Sweep: April 25-27, 1997 at Florida

Last Opponent Four-Game Sweep: Never Accomplished

Longest Dodger Consecutive Winning Streaks vs. Marlins: 3 games – 1993, 1996 and 1997 Seasons

**HOUSTON ASTROS** *Central Division*

The Astrodome ■ 8400 Kirby Drive, Gate 5 ■ Houston, TX 77054 ■ (713) 799-9500

**Astrodome Facts****Opened:** April 9, 1965**Capacity:** 54,370**Dimensions:** 325-400-325**Series Facts****All-Time Series Record:**

Dodgers lead, 332-271

**At Astrodome:** 130-141**At Dodger Stadium:** 184-121**Last Dodger Three-Game Sweep, Home:**

July 29-31, 1994

**Last Dodger Four-Game Sweep, Home:**

May 13-15, 1974

**Last Dodger Three-Game Sweep, Road:**

June 14-16, 1985

**Last Dodger Four-Game Sweep, Road:**

Never Accomplished

**Media Relations Director:** Rob Matwick**Office Phone Number:** (713) 799-9596**Fax Number:** (713) 799-9881**Asst. Media Relations Director:**

Darrell Simon

**Office Phone Number:** (713) 799-9597**Traveling Secretary:** Barry Waters**Hotel in Los Angeles:** Marriott Downtown**Hotel Phone Number:** (213) 617-1133**Hotel Fax Number:** (213) 613-0291**Dodgers' Hotel in Houston:** Westin Galleria**Hotel Phone Number:** (713) 960-8100**Hotel Fax Number:** (713) 960-6553**1997 RECORD: Astros won series, 7-4**

Home Dates	W	L	Score	Winning Pitcher	Losing Pitcher	Attendance
April 18	W		5-3	Martinez	Hampton	38,937
April 19		L	1-2	Kile	Nomo	46,244
April 20		L	1-3	Holt	Candiotti	33,250
June 9	W		8-3	Martinez	Holt	24,585
June 10		L	3-6	Magnante	Osuna	26,491
June 11	W		10-5	Park	Hampton	52,873

Road Dates	W	L	Score	Winning Pitcher	Losing Pitcher	Attendance
June 2		L	0-2	Wall	Nomo	16,227
June 3		L	3-4 <sup>(10)</sup>	Magnante	Radinsky	17,268
Sept. 12		L	3-10	Reynolds	Park	36,817
Sept. 13		L	1-5	Kile	Candiotti	33,130
Sept. 14	W		4-3 <sup>(10)</sup>	Radinsky	Wagner	32,666

**DODGERS vs. ASTROS (1962-1997)**

Year	Home	Road	Totals	Year	Home	Road	Totals	Year	Home	Road	Totals
1962	5-4	7-2	12-6	1974	7-2	6-3	13-5	1986	6-3	2-7	8-10
1963	8-1	5-4	13-5	1975	8-1	4-5	12-6	1987	4-5	2-7	6-12
1964	5-4	6-3	11-7	1976	7-2	6-3	13-5	1988	4-5	5-4	9-9
1965	7-2	6-3	13-5	1977	5-4	4-5	9-9	1989	5-4	3-6	8-10
1966	5-4	6-3	11-7	1978	6-3	5-4	11-7	1990	5-4	4-5	9-9
1967	4-5	4-5	8-10	1979	4-5	4-5	8-10	1991	6-3	4-5	10-8
1968	4-5	3-6	7-11	1980	7-3	3-6	10-9	1992	4-5	1-8	5-13
1969	7-2	5-4	12-6	1981	5-1	3-3	8-4	1993	2-5	2-4	4-9
1970	4-5	6-3	10-8	1982	5-4	6-3	11-7	1994	6-0	2-1	8-1
1971	5-4	5-4	10-8	1983	7-2	5-4	12-6	1995	1-2	1-1	2-3
1972	5-4	6-3	11-7	1984	5-4	4-5	9-9	1996	4-2	2-4	6-6
1973	4-5	3-6	7-11	1985	5-4	7-2	12-6	1997	3-3	1-4	4-7

**DODGERS STAT CORNER (1962-1997)****Most Runs in a Game vs. Astros:** 16, April 5, 1983 at Houston**Widest Dodger Margin of Victory:** 12, 13-1 on Sept. 14, 1973 at Houston**Last Opponent Three-Game Sweep:** May 14-16, 1993 at Houston**Last Opponent Four-Game Sweep:** June 14-17, 1984 at Houston**Longest Dodger Consecutive Winning Streaks vs. Astros:** 8 Games – 1974 Season;  
7 Games – 1985 Season; 7 Games – 1983 Season

**MILWAUKEE BREWERS** *Central Division*

County Stadium ■ 201 S. 46th St. ■ Milwaukee, WI 53201 ■ (414) 933-4114

**County Stadium Facts**

Opened: April 6, 1953

Capacity: 53,192

Dimensions: 315-402-315

**Media Relations Director:** Jon Greenberg**Office Phone Number:** (414) 933-6975**Fax Number:** (414) 933-3251**Asst. Media Relations Director:** Liz Krueger**Office Phone Number:** (414) 933-6975**Traveling Secretary:** Dan Larrea**Hotel in Los Angeles:** Marriott Downtown**Hotel Phone Number:** (213) 617-1133**Hotel Fax Number:** (213) 613-0291**Dodgers' Hotel in Milwaukee:** Hyatt**Hotel Phone Number:** (414) 276-1234**Hotel Fax Number:** (414) 276-6338**DODGERS NAMED ORGANIZATION OF YEAR BY TOPPS, CO.**

The Dodgers won their fifth Organization of the Year award from the Topps Co. in 1997 and are the only organization to win the award in each of the decades it has been presented (1967, 1970, 1981, 1990 and 1997).

**MONTREAL EXPOS** *Eastern Division*

Olympic Stadium ■ P.O. Box 500, Station M ■ Montreal, Quebec H1V 3P2  
(514) 253-3434

**Olympic Stadium Facts**

Opened: April 15, 1977

Capacity: 46,500

Dimensions: 325-404-325

**Series Facts**

All-Time Series Record:

Dodgers lead, 197-145

At Olympic Stadium: 56-68

At Dodger Stadium: 110-60

Last Dodger Three-Game Sweep, Home:

June 5-7, 1995

Last Dodger Four-Game Sweep, Home:

Aug. 29-31, 1980

Last Dodger Three-Game Sweep, Road:

May 24-26, 1996

Last Dodger Four-Game Sweep, Road:

May 6-9, 1982

Media Relations Director: P.J. Loyello

Office Phone Number: (514) 251-3519

Fax Number: (514) 253-8282

Home Phone Number: (514) 484-5514

Media Services Director: Monique Giroux

Home Phone Number: (514) 761-0907

Team Travel Coordinator: Sean Cunningham

Hotel in Los Angeles: Red Lion Hotel

Hotel Phone Number: (818) 956-5486

Hotel Fax Number: (818) 956-5490

Dodgers' Hotel in Montreal:

Le Centre Sheraton

Hotel Phone Number: (514) 878-2000

Hotel Fax Number: (514) 878-4659

**1997 RECORD: Dodgers won series, 7-4**

Home Dates	W	L	Score	Winning Pitcher	Losing Pitcher	Attendance
May 9	W		5-1	Radinsky	Urbina	41,234
May 10	W		2-1	Radinsky	Veres	47,597
May 11		L	3-6 <sup>(10)</sup>	Daal	Candiotti	34,809
Aug. 13	W		3-1	Candiotti	Perez	33,818
Aug. 14	W		1-0	Valdes	P.Martinez	38,745

Road Dates	W	L	Score	Winning Pitcher	Losing Pitcher	Attendance
May 17	W		8-3	Nomo	Perez	28,871
May 18		L	4-7	P.Martinez	Astacio	31,949
May 19		L	1-2	Juden	R.Martinez	24,569
Aug. 5	W		5-4 <sup>(10)</sup>	Worrell	Urbina	16,769
Aug. 6		L	3-7	Hermanson	Park	16,063
Aug. 7	W		9-4	Nomo	Bullinger	14,214

**DODGERS vs. EXPOS (1969-1997)**

Year	Home	Road	Totals	Year	Home	Road	Totals	Year	Home	Road	Totals
1969	4-2	6-0	10-2	1979	5-1	1-5	6-6	1989	4-2	4-2	8-4
1970	4-2	4-2	8-4	1980	6-0	5-1	11-1	1990	5-1	1-5	6-6
1971	3-3	5-1	8-4	1981	3-0	2-2	5-2	1991	5-1	0-6	5-7
1972	3-3	3-3	6-6	1982	3-3	5-1	8-4	1992	3-3	1-5	4-8
1973	4-2	3-3	7-5	1983	4-2	3-3	7-5	1993	4-2	2-4	6-6
1974	4-2	4-2	8-4	1984	3-3	3-3	6-6	1994	2-4	1-5	3-9
1975	2-4	3-3	5-7	1985	5-1	2-4	7-5	1995	4-2	3-3	7-5
1976	6-0	4-2	10-2	1986	4-2	1-5	5-7	1996	4-2	5-1	9-3
1977	2-4	5-1	7-5	1987	1-5	2-4	3-9	1997	4-1	3-3	7-4
1978	5-1	3-3	8-4	1988	4-2	4-2	8-4				

**DODGERS STAT CORNER (1969-1997)**

Most Runs in a Game vs. Expos: 15, May 3, 1970 at Los Angeles

Widest Dodger Margin of Victory: 14, 15-1, on May 3, 1970 at Los Angeles

Last Opponent Three-Game Sweep: May 26-28, 1995 at Montreal

Last Opponent Four-Game Sweep: July 11-14, 1991 at Montreal

Longest Dodger Consecutive Winning Streaks vs. Expos: 11 Games – 1980 Season;  
8 Games – 1976-77 Seasons; 7 Games – 1988 and 1996 Seasons

**NEW YORK METS** *Eastern Division*

Shea Stadium ■ 123-01 Roosevelt Avenue ■ Flushing, NY 11368 ■ (718) 507-METS

**Shea Stadium Facts****Opened:** April 17, 1964**Capacity:** 55,777**Dimensions:** 338-410-338**Series Facts****All-Time Series Record:**

Dodgers lead, 263-203

**At Shea Stadium:** 102-113**At Dodger Stadium:** 145-88**Last Dodger Three-Game Sweep, Home:**

Aug. 23-25, 1996

**Last Dodger Four-Game Sweep, Home:**

May 7-10, 1979

**Last Dodger Three-Game Sweep, Road:**

May 23-25, 1995

**Last Dodger Four-Game Sweep, Road:**

Aug. 16-18, 1963

**Media Relations Director:** Jay Horwitz**Office Phone Number:** (718) 565-4330**Fax Number:** (718) 565-4382**Traveling Secretary:**

Charlie Samuels/Jay Horwitz

**Hotel in Los Angeles:** Marriott Downtown**Hotel Phone Number:** (213) 617-1133**Hotel Fax Number:** (213) 613-0291**Dodgers Hotel in New York:** Grand Hyatt**Hotel Phone Number:** (212) 883-1234**Hotel Fax Number:** (212) 697-3772**1997 RECORD: Dodgers won series, 6-5**

Home Dates	W	L	Score	Winning Pitcher	Losing Pitcher	Attendance
April 7	W		3-2 <sup>(15)</sup>	Astacio	Crawford	27,547
April 8		L	3-5	Jones	Valdes	27,318
April 9	W		3-2 <sup>(14)</sup>	Candiotti	Bohannon	28,056
July 22	W		8-3	Candiotti	Clark	33,358
July 23		L	1-2	Bohanon	Reyes	39,610
July 24		L	1-3	Reed	Guthrie	53,655

Road Dates	W	L	Score	Winning Pitcher	Losing Pitcher	Attendance
April 15		L	0-5	Reynoso	Valdes	34,596
April 16	W		5-2	Astacio	Reed	13,759
Aug. 19	W		4-2	Valdes	Bohanon	25,971
Aug. 21 <sup>(1)</sup>		L	1-3	Crawford	Candiotti	
Aug. 21 <sup>(2)</sup>	W		4-3	Park	Reed	43,924

**DODGERS vs. METS (1962-1997)**

Year	Home	Road	Totals	Year	Home	Road	Totals	Year	Home	Road	Totals
1962	8-1	8-1	16-2	1974	3-3	2-4	5-7	1986	2-4	1-5	3-9
1963	8-1	8-1	16-2	1975	2-4	4-2	6-6	1987	3-3	3-3	6-6
1964	8-1	7-2	15-3	1976	4-2	3-3	7-5	1988	0-6	1-4	1-10
1965	6-3	6-3	12-6	1977	5-1	3-3	8-4	1989	2-4	3-3	5-7
1966	7-2	5-4	12-6	1978	4-2	3-3	7-5	1990	3-3	2-4	5-7
1967	7-2	5-4	12-6	1979	6-0	3-3	9-3	1991	4-2	3-3	7-5
1968	3-6	4-5	7-11	1980	5-1	2-4	7-5	1992	4-2	1-5	5-7
1969	4-2	0-6	4-8	1981	3-0	2-1	5-1	1993	4-2	4-2	8-4
1970	4-2	3-3	7-5	1982	3-3	3-3	6-6	1994	4-2	2-4	6-6
1971	3-3	2-4	5-7	1983	3-2	4-3	7-5	1995	3-3	3-3	6-6
1972	4-2	3-3	7-5	1984	2-4	1-5	3-9	1996	4-2	4-2	8-4
1973	4-2	3-3	7-5	1985	3-3	4-2	7-5	1997	3-3	3-2	6-5

**DODGERS STAT CORNER (1962-1997)****Most Runs in a Game vs. Mets:** 17, July 14, 1962 at New York and

May 25, 1962 at Los Angeles

**Widest Dodger Margin of Victory:** 14, 17-3 on July 14, 1962 at New York**Last Opponent Three-Game Sweep:** Aug. 18-20, 1995 at New York**Last Opponent Four-Game Sweep:** Never Accomplished**Longest Dodger Consecutive Winning Streaks vs. Mets:** 8 Games – 1964 Season;

8 Games – 1963 Season; 7 Games – 1965 Season

**PHILADELPHIA PHILLIES** *Eastern Division*

Veterans Stadium ■ 3501 S. Broad St. ■ Philadelphia, PA 19148 ■ (215) 463-6000

**Veterans Stadium Facts**

Opened: April 10, 1971

Capacity: 62,409

Dimensions: 330-408-330

**Series Facts**

All-Time Series Record:

Dodgers lead, 1017-786

At Veterans Stadium: 74-85

At Dodger Stadium: 128-107

Last Dodger Three-Game Sweep, Home:

July 25-27, 1997

Last Dodger Four-Game Sweep, Home:

July 2-4, 1962

Last Dodger Three-Game Sweep, Road:

Aug. 22-24 1997

Last Dodger Four-Game Sweep, Road:

Never Accomplished

**Vice President, Public Relations:**

Larry Shenk

Office Phone Number: (215) 952-8215

Fax Number: (215) 389-3050

Home Phone Number: (302) 478-5154

Publicity Manager: Leigh Tobin

Office Phone Number: (215) 952-8245

Media Relations Manager: Gene Dias

Office Phone Number: (215) 952-8216

Traveling Secretary: Eddie Ferenz

Hotel in Los Angeles: Inter-Continental

Hotel Phone Number: (213) 617-3300

Hotel Fax Number: (213) 617-3399

Dodgers' Hotel in Philadelphia:

Sheraton Society Hill

Hotel Phone Number: (215) 238-6000

Hotel Fax Number: (215) 922-2709

**1997 RECORD: Dodgers won series, 10-1**

Home Dates	W	L	Score	Winning Pitcher	Losing Pitcher	Attendance
April 1		L	0-3	Schilling	Martinez	53,079
April 2	W		5-1	Nomo	Maduro	37,195
April 3	W		2-1	Valdes	Leiter	26,579
July 25	W		8-1	Park	Stephenson	42,198
July 26	W		4-1	Dreifort	Schilling	43,603
July 27	W		7-1	Candiotti	Beech	36,481

Road Dates	W	L	Score	Winning Pitcher	Losing Pitcher	Attendance
April 30	W		7-5	Nomo	Lieter	15,872
May 1	W		5-0	ASTACIO	Schilling	16,546
Aug. 22	W		5-3	Osuna	Bottalico	21,060
Aug. 23	W		4-3	Nomo	Green	31,159
Aug. 24	W		5-1	Valdes	Beech	23,363

**DODGERS vs. PHILLIES (1958-1997)**

Year	Home	Road	Totals	Year	Home	Road	Totals	Year	Home	Road	Totals
1958	6-5	4-7	10-12	1972	3-3	4-2	7-5	1986	3-3	2-4	5-7
1959	11-0	6-5	17-5	1973	4-2	5-1	9-3	1987	1-5	1-5	2-10
1960	8-3	8-3	16-6	1974	4-2	2-4	6-6	1988	5-1	6-0	11-1
1961	7-4	10-1	17-5	1975	3-3	4-2	7-5	1989	4-2	2-4	6-6
1962	9-0	5-4	14-4	1976	1-5	4-2	5-7	1990	4-2	4-2	8-4
1963	2-7	5-4	7-11	1977	4-2	2-4	6-6	1991	5-1	2-4	7-5
1964	4-5	4-5	8-10	1978	4-2	3-3	7-5	1992	3-3	2-4	5-7
1965	4-5	5-4	9-9	1979	3-3	0-6	3-9	1993	1-5	1-5	2-10
1966	7-2	4-5	11-7	1980	3-3	3-3	6-6	1994	5-1	2-4	7-5
1967	2-7	4-5	6-12	1981	1-2	2-1	3-3	1995	2-4	2-5	4-9
1968	6-3	4-5	10-8	1982	3-3	1-5	4-8	1996	4-3	3-3	7-6
1969	4-2	4-2	8-4	1983	6-0	5-1	11-1	1997	5-1	5-0	10-1
1970	2-4	4-1	6-5	1984	1-5	2-4	3-9				
1971	5-1	2-4	7-5	1985	1-5	3-3	4-8				

**DODGERS STAT CORNER (1958-1997)**

Most Runs in a Game vs. Phillies: 16, July 4, 1962 at Los Angeles and July 25, 1979 at Los Angeles

Widest Dodger Margin of Victory: 15, 16-1, on July 4, 1962 at Los Angeles

Last Opponent Three-Game Sweep: June 9-11, 1995 at Los Angeles

Last Opponent Four-Game Sweep: Aug. 29 - Sept. 1, 1985 at Los Angeles

Longest Dodger Consecutive Winning Streaks vs. Phillies: 10 Games - 1961 Season and 1997 Season

**PITTSBURGH PIRATES** *Central Division*

Three Rivers Stadium ■ 600 Stadium Circle ■ Pittsburgh, PA 15212 ■ (412) 323-5000

**Three Rivers Stadium Facts**

Opened: July 16, 1970

Capacity: 47,972

Dimensions: 335-400-335

**Series Facts****All-Time Series Record:**

Dodgers lead, 938-868

**At Three Rivers Stadium:** 80-78**At Dodger Stadium:** 137-94**Last Dodger Three-Game Sweep, Home:**

Aug. 11-13, 1995

**Last Dodger Four-Game Sweep, Home:**

June 3-6, 1988

**Last Dodger Three-Game Sweep, Road:**

Sept. 8-10, 1995

**Last Dodger Four-Game Sweep, Road:**

Never Accomplished

**Media Relations Director:** Jim Trdinich**Office Phone Number:** (412) 323-5031**Fax Number:** (412) 323-5009**Home Phone Number:** (412) 635-0744**Asst. Media Relations Director:** Ben Bouma**Office Phone Number:** (412) 323-5030**Traveling Secretary:** Greg Johnson**Hotel in Los Angeles:** Marriott Downtown**Hotel Phone Number:** (213) 617-1133**Hotel Fax Number:** (213) 613-0291**Dodgers' Hotel in Pittsburgh:**

Doubletree Hotel

**Hotel Phone Number:** (412) 281-3700**Hotel Fax Number:** (412) 227-4500**1997 RECORD: Dodgers won series, 9-2**

Home Dates	W	L	Score	Winning Pitcher	Losing Pitcher	Attendance
April 4	W		5-3	Candiotti	Wainhouse	37,284
April 5		L	1-3	Cordova	Park	41,099
April 6	W		6-3	Dreifort	Rincon	37,493
July 28	W		4-2	Valdes	Leiber	53,503
July 29	W		3-1	Astacio	Cooke	43,791

Road Dates	W	L	Score	Winning Pitcher	Losing Pitcher	Attendance
April 11	W		7-1	Martinez	Cordova	43,126
April 13	W		14-5	Nomo	Schmidt	14,885
Aug. 25 <sup>(1)</sup>	W		8-2	Martinez	Schmidt	
Aug. 25 <sup>(2)</sup>		L	3-4	Wilkins	Worrell	14,018
Aug. 26	W		6-4	Dreifort	Rincon	13,689
Aug. 27	W		9-5	Reyes	Cooke	12,972

**DODGERS vs. PIRATES (1958-1997)**

Year	Home	Road	Totals	Year	Home	Road	Totals	Year	Home	Road	Totals
1958	4-7	4-7	8-14	1972	3-3	4-2	7-5	1986	4-2	4-2	8-4
1959	7-4	4-7	11-11	1973	5-1	5-1	10-2	1987	4-2	2-4	6-6
1960	4-7	7-4	11-11	1974	4-2	0-6	4-8	1988	3-3	3-3	6-6
1961	6-5	7-4	13-9	1975	2-4	3-3	5-7	1989	4-2	3-3	7-5
1962	5-4	5-4	10-8	1976	5-1	4-2	9-3	1990	3-3	1-5	4-8
1963	7-2	6-3	13-5	1977	6-0	3-3	9-3	1991	3-3	4-2	7-5
1964	4-5	6-3	10-8	1978	5-1	2-4	7-5	1992	3-3	2-4	5-7
1965	4-5	5-4	9-9	1979	1-5	3-3	4-8	1993	5-1	3-3	8-4
1966	5-4	4-5	9-9	1980	5-1	1-5	6-6	1994	2-1	1-2	3-3
1967	4-5	3-6	7-11	1981	2-1	3-0	5-1	1995	4-3	5-1	9-4
1968	7-2	3-6	10-8	1982	3-3	2-4	5-7	1996	3-3	3-3	6-6
1969	5-1	3-3	8-4	1983	3-3	3-3	6-6	1997	4-1	5-1	9-2
1970	3-3	3-3	6-6	1984	2-4	2-4	4-8				
1971	1-5	3-3	4-8	1985	4-2	4-2	8-4				

**DODGERS STAT CORNER (1958-1997)****Most Runs in a Game vs. Pirates:** 19, April 17, 1994 at Pittsburgh**Widest Dodger Margin of Victory:** 17, 19-2 on April 17, 1994 at Pittsburgh**Last Opponent Three-Game Sweep:** May 28-30, 1990 at Pittsburgh**Last Opponent Four-Game Sweep:** Never Accomplished**Longest Dodger Consecutive Winning Streaks vs. Pirates:** 7 Games – 1973 Season;  
6 Games – 1995 and 1972 seasons

**ST. LOUIS CARDINALS** *Central Division*

Busch Stadium ■ 250 Stadium Plaza ■ St. Louis, MO 63102 ■ (314) 421-3060

**Busch Stadium Facts**

Opened: May 12, 1966

Capacity: 49,625

Dimensions: 330-402-330

**Series Facts****All-Time Series Record:**

Cardinals lead, 903-902

**At Busch Stadium:** 99-97**At Dodger Stadium:** 121-110**Last Dodger Three-Game Sweep, Home:**

July 4-6, 1988

**Last Dodger Four-Game Sweep, Home:**

April 29-May 2, 1976

**Last Dodger Three-Game Sweep, Road:**

August 20-22, 1994

**Last Dodger Four-Game Sweep, Road:**

Never Accomplished

**Public Relations Director:** Brian Bartow**Office Phone Number:** (314) 425-0623**Fax Number:** (314) 982-7399**Home Phone Number:** (314) 849-5725**Traveling Secretary:** C.J. Cherre**Hotel in Los Angeles:** Westin Century Plaza**Hotel Phone Number:** (310) 277-2000**Hotel Fax Number:** (310) 551-3355**Dodgers' Hotel in St. Louis:** Adams Mark**Hotel Phone Number:** (314) 241-7400**Hotel Fax Number:** (314) 241-6618**1997 RECORD: Cardinals won series, 6-5**

Home Dates	W	L	Score	Winning Pitcher	Losing Pitcher	Attendance
April 22		L	4-6	Frascatore	Worrell	27,074
April 23	W		2-1	Guthrie	Petkovsek	30,434
June 6		L	1-3	Al. Benes	Park	41,231
June 7	W		5-0	NOMO	Jackson	43,174
June 8		L	3-9	Morris	Astacio	42,762

Road Dates	W	L	Score	Winning Pitcher	Losing Pitcher	Attendance
May 29		L	2-4	Morris	Astacio	28,497
May 30		L	1-2	Mathews	Hall	36,069
May 31		L	3-6	Stottlemyre	Valdes	46,798
June 1	W		6-1	Park	Al. Benes	36,035
Sept. 15	W		7-6 <sup>(TM)</sup>	Harkey	Raggio	23,311
Sept. 16	W		7-6	Gorecki	Eckersley	27,157

**DODGERS vs. CARDINALS (1958-1997)**

Year	Home	Road	Totals	Year	Home	Road	Totals	Year	Home	Road	Totals
1958	7-4	4-7	11-11	1972	4-2	4-2	8-4	1986	4-2	4-2	8-4
1959	6-5	6-5	12-10	1973	5-1	3-3	8-4	1987	2-4	1-5	3-9
1960	7-4	3-8	10-12	1974	2-4	4-2	6-6	1988	4-2	3-3	7-5
1961	7-4	5-6	12-10	1975	2-4	3-3	5-7	1989	3-3	0-6	3-9
1962	2-7	5-4	7-11	1976	6-0	4-2	10-2	1990	2-4	5-1	7-5
1963	5-4	7-2	12-6	1977	5-1	1-5	6-6	1991	4-2	2-4	6-6
1964	6-3	4-5	10-8	1978	3-3	2-4	5-7	1992	2-4	2-4	4-8
1965	5-4	7-2	12-6	1979	3-3	3-3	6-6	1993	1-5	5-1	6-6
1966	4-5	6-3	10-8	1980	5-1	2-4	7-5	1994	1-2	1-2	2-4
1967	4-5	2-7	6-12	1981	2-2	3-3	5-5	1995	3-3	4-2	7-5
1968	4-5	5-4	9-9	1982	3-3	4-2	7-5	1996	4-2	4-2	8-4
1969	2-4	1-5	3-9	1983	5-1	4-2	9-3	1997	2-3	3-3	5-6
1970	2-4	5-1	7-5	1984	3-3	3-3	6-6				
1971	3-3	3-3	6-6	1985	4-2	3-3	7-5				

**DODGERS STAT CORNER (1958-1997)****Most Runs in a Game vs. Cardinals:** 17, April 26, 1959 at St. Louis**Widest Dodger Margin of Victory:** 10, 10-0 on July 19, 1984 at St. Louis**Last Opponent Three-Game Sweep:** April 13-15, 1993 at Los Angeles**Last Opponent Four-Game Sweep:** July 7-8, 1987 at St. Louis**Longest Dodger Consecutive Winning Streaks vs. Cardinals:** 8 Games – 1976 Season;

6 Games – 1985 Season

**SAN DIEGO PADRES** *Western Division*

8880 Rio San Diego Dr., Ste. 400 ■ San Diego, CA 92108 ■ (619) 881-6500

**Qualcomm Stadium Facts****Opened:** April 5, 1968**Capacity:** 46,510**Dimensions:** 327-405-327**Series Facts****All-Time Series Record:**

Dodgers lead, 259-227

**At Qualcomm Stadium:** 122-119**At Dodger Stadium:** 137-108**Last Dodger Three-Game Sweep, Home:**

May 13-15, 1994

**Last Dodger Four-Game Sweep, Home:**

Never Accomplished

**Last Dodger Three-Game Sweep, Road:**

July 4-6, 1997

**Last Dodger Four-Game Sweep, Road:**

April 25-28, 1977

**Media Relations Director:** Glenn Geffner**Office Phone Number:** (619) 881-6509**Fax Number:** (619) 497-5454**Home Phone Number:** (619) 578-7952**Media Relations Assistant:** John Dever**Office Phone Number:** (619) 881-6510**Traveling Secretary:** Brian Prilaman**Hotel in Los Angeles:** Marriott Downtown**Hotel Phone Number:** (213) 617-1133**Hotel Fax Number:** (213) 613-0291**Hotel in San Diego:** Marriott Mission Valley**Hotel Phone Number:** (619) 692-3800**Hotel Fax Number:** (619) 696-1555**Hotel in San Diego (2nd Trip):** Doubletree**Hotel Phone Number:** (619) 297-5466**Hotel Fax Number:** (619) 297-5499**1997 RECORD: Padres won series, 5-7**

Home Dates	W	L	Score	Winning Pitcher	Losing Pitcher	Attendance
June 26		L	7-9	Bergman	Guthrie	32,400
June 27		L	5-7	Hamilton	Park	39,011
June 28		L	3-9	Smith	Nomo	43,740
June 29	W		10-4	Astacio	Jackson	37,681
Sept. 23	W		6-2	PARK	Menhart	45,711
Sept. 24		L	1-4	Hamilton	Candiotti	39,184

Road Dates	W	L	Score	Winning Pitcher	Losing Pitcher	Attendance
May 20		L	3-7	Hitchcock	Valdes	29,650
May 21		L	4-5 (11)	Hoffman	Osuna	25,386
May 22		L	1-4	Hamilton	Nomo	32,749
July 4	W		5-2	Astacio	Jackson	47,518
July 5	W		7-3	Valdes	Ashby	45,066
July 6	W		5-2	Candiotti	Bergman	35,862

**DODGERS vs. PADRES (1969-1997)**

Year	Home	Road	Totals	Year	Home	Road	Totals	Year	Home	Road	Totals
1969	8-1	4-5	12-6	1979	6-3	3-6	9-9	1989	3-6	3-6	6-12
1970	6-3	5-4	11-7	1980	7-2	2-7	9-9	1990	6-3	3-6	9-9
1971	4-5	9-0	13-5	1981	3-3	3-2	6-5	1991	5-4	5-4	10-8
1972	6-3	7-2	13-5	1982	6-3	3-6	9-9	1992	4-5	5-4	9-9
1973	2-7	7-2	9-9	1983	2-7	4-5	6-12	1993	5-1	4-3	9-4
1974	8-1	8-1	16-2	1984	5-4	5-4	10-8	1994	5-2	1-2	6-4
1975	6-3	5-4	11-7	1985	4-5	4-5	8-10	1995	4-3	3-3	7-6
1976	3-6	3-6	6-12	1986	3-6	3-6	6-12	1996	1-5	4-3	5-8
1977	5-4	7-2	12-6	1987	6-3	5-4	11-7	1997	2-4	3-3	5-7
1978	7-2	2-7	9-9	1988	5-4	2-7	7-11				

**DODGERS STAT CORNER (1969-1997)****Most Runs in a Game vs. Padres:** 19, June 28, 1969 at San Diego**Widest Dodger Margin of Victory:** 19, 19-0 on June 28, 1969 at San Diego**Last Opponent Three-Game Sweep:** May 20-22, 1997 at San Diego**Last Opponent Four-Game Sweep:** June 20-23, 1983 at Los Angeles**Longest Dodger Consecutive Winning Streaks vs. Padres:** 15 Games – 1973-74

Seasons; 8 Games – 1971 Season; 5 Games – 1987 Season

**SAN FRANCISCO GIANTS** *Western Division*

3Com Park at Candlestick Point ■ San Francisco, CA 94124 ■ (415) 468-3700

**3Com Park Facts****Opened:** April 12, 1960**Capacity:** 63,000**Dimensions:** 335-400-328**Series Facts****All-Time Series Record:**

Giants lead, 992-968

**At 3Com Park:** 168-186**At Dodger Stadium:** 173-134**Last Dodger Three-Game Sweep, Home:**

Sept. 25-27, 1989

**Last Dodger Four-Game Sweep, Home:**

June 22-25, 1995

**Last Dodger Three-Game Sweep, Road:**

April 13-15, 1981

**Last Dodger Four-Game Sweep, Road:**

July 1-4, 1977

**V.P., Communications:** Bob Rose**Office Phone Number:** (415) 330-2445**Fax Number:** (415) 467-0485**Home Phone Number:** (415) 327-4401**Media Relations Manager:** Jim Moorehead**Office Phone Number:** (415) 330-2449**Director of Travel:** Reggie Younger, Jr.**Hotel in Los Angeles:** Hyatt Regency**Hotel Phone Number:** (213) 683-1234**Hotel Fax Number:** (213) 629-3230**Dodgers' Hotel in San Francisco:** Hilton**Hotel Phone Number:** (415) 771-1400**Hotel Fax Number:** (415) 771-6807**Dodgers' Hotel in SF (2nd Trip):** Hotel Nikko**Hotel Phone Number:** (415) 394-1111**Hotel Fax Number:** (415) 394-1106**1997 RECORD: Series tied, 6-6**

Home Dates	W	L	Score	Winning Pitcher	Losing Pitcher	Attendance
June 4	W		5-1	Martinez	Foulke	30,357
June 5		L	4-5	VanLandingham	Valdes	30,487
July 10	W		11-0	Park	Rueter	42,942
July 11	W		6-2	Nomo	Foulke	46,869
July 12		L	5-8	Tavarez	Worrell	53,792
July 13	W		9-3	Reyes	Estes	51,730

Road Dates	W	L	Score	Winning Pitcher	Losing Pitcher	Attendance
June 19		L	2-5	Estes	Astacio	18,112
June 20	W		11-7 <sup>(10)</sup>	Worrell	Henry	33,976
June 21	W		11-0	Candiotti	VanLandingham	46,937
June 22		L	2-4	Rueter	Park	36,749
Sept. 17		L	1-2	Rueter	Park	50,921
Sept. 18		L	5-6 <sup>(9)</sup>	Beck	Guthrie	52,140

**DODGERS vs. GIANTS (1958-1997)**

Year	Home	Road	Totals	Year	Home	Road	Totals	Year	Home	Road	Totals
1958	4-7	2-9	6-16	1972	6-3	3-6	9-9	1986	5-4	3-6	8-10
1959	5-6	9-2	14-8	1973	5-4	4-5	9-9	1987	5-4	5-4	10-8
1960	6-5	4-7	10-12	1974	5-4	7-2	12-6	1988	6-3	6-3	12-6
1961	7-4	3-8	10-12	1975	6-3	4-5	10-8	1989	7-2	3-6	10-8
1962	7-4	3-7	10-11	1976	3-6	5-4	8-10	1990	4-5	4-5	8-10
1963	6-3	3-6	9-9	1977	6-3	8-1	14-4	1991	5-4	3-6	8-10
1964	4-5	2-7	6-12	1978	6-3	5-4	11-7	1992	3-6	4-5	7-11
1965	5-4	5-4	10-8	1979	8-1	6-3	14-4	1993	3-4	4-2	7-6
1966	5-4	4-5	9-9	1980	7-2	6-3	13-5	1994	2-1	3-4	5-5
1967	3-6	2-7	5-13	1981	3-3	4-2	7-5	1995	5-1	3-4	8-5
1968	4-5	5-4	9-9	1982	4-5	5-4	9-9	1996	4-3	3-3	7-6
1969	3-6	2-7	5-13	1983	3-6	2-7	5-13	1997	4-2	2-4	6-6
1970	4-5	5-4	9-9	1984	6-3	4-5	10-8				
1971	5-4	7-2	12-6	1985	6-3	5-4	11-7				

**DODGERS STAT CORNER (1958-1997)****Most Runs in a Game vs. Giants:** 19, May 26, 1970 at San Francisco**Widest Dodger Margin of Victory:** 16, 19-3 on May 26, 1970 at San Francisco**Last Opponent Three-Game Sweep:** Aug. 14-16, 1992 at Los Angeles**Last Opponent Four-Game Sweep:** June 26-29, 1975 at San Francisco**Longest Dodger Consecutive Winning Streaks vs. Giants:** 8 Games – 1979 Season; and 1974 Season

**ANAHEIM ANGELS** *Western Division (American League)*

Edison International Field ■ 2000 Gene Autry Way ■ Anaheim, CA 92806 ■ (714) 940-2000

**Edison International Field Facts****Opened:** April 19, 1966**Capacity:** 45,050**Dimensions:** 330-406-330**Series Facts****All-Time Series Record:**

Dodgers lead, 4-0

**At Edison Field:** 2-0**At Dodger Stadium:** 2-0**Last Dodger Two-Game Sweep, Home:**

June 17-18, 1997

**Last Dodger Two-Game Sweep, Road:**

July 2-3, 1997

**Media Services Manager:** Larry Babcock**Office Phone Number:** (714) 940-2015**Fax Number:** (714) 940-2205**Director of Travel:** Tom Taylor**1997 RECORD: Dodgers won series, 4-0**

Home Dates	W	L	Score	Winning Pitcher	Losing Pitcher	Attendance
June 17	W		4-3	Hall	Percival	41,428
June 18	W		7-5	Dreifort	Holtz	45,953

Road Dates	W	L	Score	Winning Pitcher	Losing Pitcher	Attendance
July 2	W		5-4	Radinsky	Percival	34,507
July 3	W		8-2	Nomo	Watson	35,295

**DODGERS vs. Angels (1997)**

Year	Home	Road	Totals	Year	Home	Road	Totals	Year	Home	Road	Totals
1997	2-0	2-0	4-0								

**DODGERS STAT CORNER (1997)****Most Runs in a Game vs. Angels :** 8, July 3, 1997 at Anaheim**Widest Dodger Margin of Victory:** 6, 80-2 on July 3, 1997 at Anaheim**Last Opponent Two-Game Sweep:** Never Accomplished**Longest Dodger Consecutive Winning Streaks vs. Angels:** 4 Games – 1997 Season

**OAKLAND ATHLETICS** *Western Division (American League)*

Oakland-Alameda County Coliseum ■ 7677 Oakport St., Ste 200 ■ Oakland, CA 94621  
 (510) 638-4900

**Oakland-Alameda Coliseum Facts**

**Opened:** April 17, 1968

**Capacity:** 39,875

**Dimensions:** 330-400-330

**Series Facts**

**All-Time Series Record:**

Dodgers lead, 3-1

**At Oakland-Alameda Coliseum:** 1-1

**At Dodger Stadium:** 2-0

**Last Dodger Two-Game Sweep, Home:**

August 28-29, 1997

**Last Dodger Two-Game Sweep, Road:**

Never Accomplished

**Manager, Public Relations:** Eric Carrington

**Office Phone Number:** (510) 563-2380

**Fax Number:** (510) 562-1633

**Home Phone Number:** (510) 749-8362

**Manager, Baseball Information:**

Mike Selleck

**Office Phone Number:** (510) 563-2233

**Director of Travel:** Mickey Morabito

**Hotel in Los Angeles:** Marriott Downtown

**Hotel Phone Number:** (213) 617-1133

**Hotel Fax Number:** (213) 613-0291

**Dodgers' Hotel in Oakland:** Oakland Hilton

**Hotel Phone Number:** (510) 635-5000

**Hotel Fax Number:** (510) 729-0491

**1997 RECORD: Dodgers won series, 3-1**

Home Dates	W	L	Score	Winning Pitcher	Losing Pitcher	Attendance
Aug. 28	W		7-1	Nomo	Ludwick	51,392
Aug. 29	W		5-4 <sup>(10)</sup>	Osuna	Mathews	43,630

Road Dates	W	L	Score	Winning Pitcher	Losing Pitcher	Attendance
June 12		L	4-5	Telgheder	Nomo	28,201
June 13	W		6-4	Hall	Small	28,235

**DODGERS vs. Athletics (1997)**

Year	Home	Road	Totals	Year	Home	Road	Totals	Year	Home	Road	Totals
1997	2-0	1-1	3-1								

**DODGERS STAT CORNER (1997)**

**Most Runs in a Game vs. Athletics:** 7, Aug. 28, 1997 at Los Angeles

**Widest Dodger Margin of Victory:** 6, 7-1 on Aug. 28, 1997 at Los Angeles

**Last Opponent Two-Game Sweep:** Never Accomplished

**Longest Dodger Consecutive Winning Streaks vs. Athletics:** 3 Games – 1997 Season

**SEATTLE MARINERS** *Western Division (American League)*

The Seattle Kingdome ■ 201 S. King Street ■ Seattle, WA 98104 ■ (206) 346-4639

**Kingdome Facts**

Opened: April 9, 1976

Capacity: 59,084

Dimensions: 331-405-312

**Series Facts**

All-Time Series Record:

Mariners lead: 3-1

At Kingdome 0-2

At Dodger Stadium: 1-1

Last Dodger Two-Game Sweep, Home:

Never Accomplished

Last Dodger Two-Game Sweep, Road:

Never Accomplished

Director, Public Relations: Dave Aust

Office Phone Number: (206) 346-4401

Fax Number: (206) 346-4400

Home Phone Number: (206) 284-3940

Asst. Director, Public Relations: Tim Hevly

Office Phone Number: (206) 346-4402

Director of Travel: Ron Spellecky

Hotel in Los Angeles: NA

Hotel Phone Number: NA

Hotel Fax Number: NA

Dodgers' Hotel in Seattle: Seattle Sheraton

Hotel Phone Number: (206) 621-9000

Hotel Fax Number: (206) 621-8441

**1997 RECORD: Mariners won series, 3-1**

Home Dates	W	L	Score	Winning Pitcher	Losing Pitcher	Attendance
Aug. 30	W		11-2	Martinez	Wolcott	53,638
Aug. 31		L	1-3 <sup>(16)</sup>	Timlin	Worrell	54,213

Road Dates	W	L	Score	Winning Pitcher	Losing Pitcher	Attendance
June 14		L	8-9	Ayala	Osuna	57,345
June 15		L	2-8	Moyer	Valdes	57,114

**DODGERS vs. Mariners (1997)**

Year	Home	Road	Totals	Year	Home	Road	Totals	Year	Home	Road	Totals
1997	1-1	0-2	1-3								

**DODGERS STAT CORNER (1997)**

Most Runs in a Game vs. Mariners: 11, Aug. 30, 1997 at Los Angeles

Widest Dodger Margin of Victory: 9, 11-2 on Aug. 30, 1997 at Los Angeles

Last Opponent Two-Game Sweep: June 14-15, 1997 at Seattle

Longest Dodger Consecutive Winning Streaks vs. Mariners: 1 Game – 1997 Season

**TEXAS RANGERS** *Western Division (American League)*

The Ballpark in Arlington ■ 1000 Ballpark Way ■ Arlington, TX 76011 ■ (817) 273-5222

**The Ballpark in Arlington Facts**

Opened: April 1, 1994

Capacity: 49,166

Dimensions: 332-400-325

**Series Facts**

All-Time Series Record:

Rangers lead, 3-1

At The Ballpark in Arlington: 0-2

At Dodger Stadium: 1-1

Last Dodger Two-Game Sweep, Home:

Never Accomplished

Last Dodger Two-Game Sweep, Road:

Never Accomplished

V.P., Public Relations: John Blake

Office Phone Number: (817) 273-5208

Fax Number: (817) 273-5206

Home Phone Number: (972) 570-0739

Asst. Director, Public Relations:

Charley Green

Office Phone Number: (817) 273-5204

Traveling Secretary: Dan Schimek

Hotel in Los Angeles: NA

Hotel Phone Number: NA

Hotel Fax Number: NA

Dodgers' Hotel in Texas Texas Marriott

Hotel Phone Number: (817) 261-8200

Hotel Fax Number: (817) 548-2873

**1997 RECORD: Rangers won series, 3-1**

Home Dates	W	L	Score	Winning Pitcher	Losing Pitcher	Attendance
June 30		L	2-3	Witt	Valdes	31,721
July 1	W		6-3	Dreifort	Santana	54,179

Road Dates	W	L	Score	Winning Pitcher	Losing Pitcher	Attendance
Sept. 2		L	12-13	Heredia	Worrell	31,506
Sept. 3		L	2-5	Patterson	Dreifort	33,116

**DODGERS vs. Rangers (1997)**

Year	Home	Road	Totals	Year	Home	Road	Totals	Year	Home	Road	Totals
1997	1-1	0-2	1-3								

**DODGERS STAT CORNER (1997)**

Most Runs in a Game vs. Rangers: 12, Sept. 2, 1997 at Texas

Widest Dodger Margin of Victory: 3, 6-3 on July 1, 1997

Last Opponent Two-Game Sweep: Never Accomplished

Longest Dodger Consecutive Winning Streaks vs. Rangers: 1 Game, 1997 season



**1998 BASEBALL DIRECTORY – MAJOR LEAGUE BASEBALL  
OFFICE OF THE COMMISSIONER**

350 Park Avenue • New York, NY 10022 • (212) 339-7800  
Public Relations, Rich Levin • Office (212) 339-7860

**AMERICAN LEAGUE**

350 Park Avenue  
New York, NY 10022  
**Phone:** (212) 339-7618  
**FAX:** (212) 593-7138

Phyllis Merhige,  
*Vice President, Administration  
and Media Affairs*

**NATIONAL LEAGUE**

350 Park Avenue  
New York, NY 10022  
**Phone:** (212) 339-7719  
**FAX:** (212) 935-5069

Ricky Clemons,  
*Executive Director,  
Public Relations*

**AMERICAN LEAGUE DIRECTORY**

**BALTIMORE ORIOLES**

**Oriole Park at Camden  
Yards**  
333 West Camden Street  
Baltimore, MD 21201  
(410) 685-9800  
John Maroon  
Public Relations Director  
Private: (410) 547-6160

**BOSTON RED SOX**

**Fenway Park**  
4 Yawkey Way  
Boston, MA 02215  
(617) 267-9400  
Kevin Shea  
Director, Communications &  
Baseball Information  
Private: (617) 236-6613

**CHICAGO WHITE SOX**

**Comiskey Park**  
333 West 35th  
Chicago, IL 60616  
(312) 674-1000  
Eric Webb  
Director of Communications  
Private: (312) 451-5301

**CLEVELAND INDIANS**

**Jacobs Field**  
2401 Ontario Street  
Cleveland, OH 44115  
(216) 420-4200  
Bart Swain  
Media Relations Manager  
Private: (216) 420-4386

**DETROIT TIGERS**

**Tiger Stadium**  
2121 Trumbull Ave.  
Detroit, MI 48216  
(313) 962-4000  
Tyler Barnes  
Public Relations Director  
Private: (313) 965-2113

**KANSAS CITY ROYALS**

**Kauffman Stadium**  
P. O. Box 419969  
Kansas City, MO 64141  
(816) 921-2200  
Steve Fink  
Media Relations Director  
Private: (816) 921-8154

**MINNESOTA TWINS**

**Hubert H. Humphry  
Metrodome**  
34 Kirby Puckett Place  
Minneapolis, MN 55415  
(612) 375-1366  
Sean Harlin  
Media Relations Manager  
Private: (612) 375-7470

**NEW YORK YANKEES**

**Yankee Stadium**  
Bronx, NY 10451  
(718) 293-4300  
Rick Cerrone  
Media Relations Director  
Private: (718) 579-4456

**TAMPA BAY DEVIL RAYS**

**Tropicana Field**  
One Tropicana Drive  
St. Petersburg, FL 33705  
(813) 825-3137  
Rick Vaughn  
VP, Public Relations  
Private: (813) 825-3160

**TORONTO BLUE JAYS**

**SkyDome**  
1 Blue Jays Way  
Suite 3200  
Toronto, Ontario M5V1J1  
(416) 341-1000  
Howard Starkman  
Public Relations Director  
Private: (416) 341-1255

**HITTERS BY PARK – NL (Career)**

**Atlanta – Turner Field**

Player	Avg.	AB	H	HR	RBI
Ashley	.100	10	1	0	0
Castro	.000	3	0	0	0
Cedeño	.250	4	1	0	0
Cromer	.000	7	0	0	0
Guerrero	.261	23	6	0	2
Hollandsworth	.267	15	4	0	0
Howard	.429	7	3	0	0
Karros	.217	23	5	1	1
Mondesi	.391	23	9	3	7
Otero	.417	12	5	0	0
Piazza	.353	17	6	1	3
Prince	.125	8	1	0	0
Vizcaino	.300	20	6	0	1
Young	.222	9	2	0	0
Zeile	.222	18	4	0	3

**Chicago – Wrigley Field**

Player	Avg.	AB	H	HR	RBI
Ashley	.182	22	4	2	3
Castro	.231	13	3	0	1
Cedeño	.281	32	9	1	6
Cromer	.240	25	6	0	0
Devereaux	.400	5	2	0	0
Guerrero	.318	22	7	1	1
Hollandsworth	.150	40	6	0	3
Howard	.265	68	18	2	3
Hubbard	.200	10	2	1	1
Ingram	.273	11	3	0	0
Karros	.254	138	35	6	15
Mondesi	.354	96	34	7	15
Otero	.375	24	9	1	4
Piazza	.252	107	27	1	11
Prince	.250	24	6	1	5
Vizcaino	.296	537	159	2	44
Young	.250	84	21	3	6
Zeile	.247	279	69	11	33

**Cincinnati – Cinergy Field**

Player	Avg.	AB	H	HR	RBI
Ashley	.259	27	7	0	2
Castro	.286	7	2	0	0
Cedeño	.294	17	5	0	0
Cromer	.222	18	4	0	1
Devereaux	.105	19	2	0	0
Guerrero	.500	10	5	0	1
Hollandsworth	.219	32	7	2	5
Howard	.284	500	142	9	54
Ingram	.500	2	1	0	0
Karros	.229	144	33	5	22
Mondesi	.188	85	16	0	7
Otero	.059	17	1	0	0
Piazza	.253	91	23	7	19
Prince	.273	22	6	0	1
Riggs	.000	4	0	0	0
Vizcaino	.321	109	35	2	16
Young	.260	96	25	0	4
Zeile	.227	154	35	4	19

**Colorado – Coors Field**

Player	Avg.	AB	H	HR	RBI
Ashley	.364	11	4	1	2
Bianco	.333	3	1	1	1
Castro	.000	4	0	0	0
Cedeno	.158	19	3	0	1
Cromer	.280	25	7	0	3
Devereaux	.333	6	2	0	0
Guerrero	.333	12	4	0	3
Hollandsworth	.345	58	20	4	15
Howard	.290	31	9	1	5
Hubbard	.313	67	21	3	16
Ingram	.286	7	2	0	1
Karros	.358	81	29	9	21
Konerko	.000	4	0	0	0
Mondesi	.353	85	30	7	24
Otero	.276	29	8	1	4
Piazza	.471	87	41	11	34
Prince	.333	3	1	0	0
Riggs	.250	4	1	0	0
Vizcaino	.297	68	19	1	8
Young	.368	710	261	15	102
Zeile	.317	63	20	7	14

**Florida – Pro Player Stadium**

Player	Avg.	AB	H	HR	RBI
Ashley	.167	18	3	0	0
Castro	.250	4	1	0	0
Cedeño	.400	5	2	0	1
Cromer	.154	13	2	2	3
Devereaux	.333	9	3	0	0
Guerrero	.500	8	4	0	0
Hollandsworth	.233	43	10	1	6
Howard	.256	43	11	0	4
Hubbard	.000	6	0	0	0
Ingram	.273	11	3	1	2
Karros	.313	99	31	5	27
Mondesi	.301	83	25	4	8
Otero	.400	20	8	0	1
Piazza	.338	80	27	5	15
Prince	.158	19	3	0	2
Vizcaino	.270	89	24	0	5
Young	.214	84	18	0	1
Zeile	.189	90	17	5	20

**Houston – Astrodome**

Player	Avg.	AB	H	HR	RBI
Ashley	.143	21	3	2	4
Castro	.100	10	1	0	1
Cedeño	.000	8	0	0	0
Cromer	.267	15	4	0	0
Devereaux	.000	1	0	0	0
Guerrero	.000	1	0	0	0
Hollandsworth	.162	37	6	0	5
Howard	.209	163	34	0	12
Hubbard	.000	2	0	0	0
Ingram	.000	1	0	0	0
Karros	.261	115	30	2	11
Konerko	.000	1	0	0	0
Mondesi	.232	69	16	1	2
Otero	.321	28	9	0	1
Piazza	.425	87	37	4	12
Prince	.158	19	3	0	4
Vizcaino	.276	76	21	1	9
Young	.294	102	30	0	8
Zeile	.274	157	43	2	16

## HITTERS BY PARK – NL (Career)

## Los Angeles – Dodger Stadium

Player	Avg.	AB	H	HR	RBI
Ashley	.268	314	84	17	53
Blanco	.500	2	1	0	0
Castro	.205	78	16	0	4
Cedeño	.242	215	52	3	16
Cromer	.226	53	12	2	8
Devereaux	.224	49	11	0	4
Guerrero	.271	177	48	2	13
Hollandsworth	.285	414	118	6	39
Howard	.281	64	18	2	8
Hubbard	.300	10	3	0	1
Ingram	.270	74	20	1	7
Karros	.264	1597	422	72	257
Konerko	.500	2	1	0	0
Mondesi	.300	1112	334	52	154
Otero	.167	6	1	0	0
Piazza	.316	1254	396	80	249
Prince	.231	65	15	2	12
Riggs	.375	8	3	0	1
Vizcaino	.220	168	37	1	10
Young	.242	194	47	1	23
Zelle	.265	438	116	18	60

## Milwaukee – County Stadium

Player	Avg.	AB	H	HR	RBI
Howard	.167	24	4	0	0
Vizcaino	.083	12	1	0	0

## Montreal – Olympic Stadium

Player	Avg.	AB	H	HR	RBI
Ashley	.231	26	6	0	4
Castro	.200	10	2	0	0
Cedeño	.238	21	5	0	2
Cromer	.214	14	3	0	1
Guerrero	.391	23	9	0	2
Hollandsworth	.280	25	7	0	2
Howard	.186	43	8	0	3
Hubbard	.000	3	0	0	0
Ingram	.000	1	0	0	0
Karros	.267	135	36	5	17
Mondesi	.260	96	25	2	15
Otero	.156	32	5	0	0
Piazza	.398	93	37	10	21
Prince	.172	29	5	0	2
Riggs	.000	4	0	0	0
Vizcaino	.243	111	27	0	8
Young	.243	70	17	0	5
Zelle	.240	183	44	9	31

## New York – Shea Stadium

Player	Avg.	AB	H	HR	RBI
Ashley	.154	13	2	0	0
Castro	.105	19	2	0	0
Cedeño	.400	15	6	0	1
Cromer	.200	20	4	0	0
Devereaux	.200	5	1	0	0
Guerrero	.444	9	4	1	2
Hollandsworth	.321	28	9	1	6
Howard	.250	76	19	1	3
Hubbard	.444	9	4	0	0
Ingram	.000	0	0	0	0
Karros	.200	130	26	8	18
Mondesi	.286	84	24	3	10
Otero	.218	55	12	0	6
Piazza	.346	78	27	6	13
Prince	.269	52	14	2	7
Vizcaino	.265	703	186	6	68
Young	.278	79	22	0	4
Zelle	.288	170	49	4	20

## Philadelphia – Veterans Stadium

Player	Avg.	AB	H	HR	RBI
Ashley	.167	12	2	1	4
Castro	.188	16	3	0	1
Cedeño	.235	17	4	0	1
Cromer	.154	13	2	0	2
Devereaux	.000	3	0	0	0
Guerrero	.500	8	4	0	2
Hollandsworth	.286	28	8	1	3
Howard	.224	67	15	1	6
Hubbard	.250	4	1	0	2
Ingram	.000	3	0	0	0
Karros	.215	144	31	4	19
Mondesi	.245	102	25	3	10
Otero	.265	309	82	0	14
Piazza	.400	90	36	8	28
Prince	.176	51	9	0	4
Vizcaino	.303	132	40	1	14
Young	.268	71	19	1	4
Zelle	.283	399	113	16	69

## Pittsburgh – Three Rivers Stadium

Player	Avg.	AB	H	HR	RBI
Ashley	.059	17	1	0	1
Castro	.111	9	1	0	0
Cedeño	.444	9	4	0	2
Cromer	.071	14	1	0	0
Devereaux	.000	2	0	0	0
Guerrero	.300	10	3	0	3
Hollandsworth	.280	25	7	1	4
Howard	.363	80	29	0	10
Hubbard	.333	3	1	0	0
Ingram	.600	5	3	0	1
Karros	.323	133	43	1	17
Mondesi	.325	77	25	7	24
Otero	.161	31	5	0	3
Piazza	.402	102	41	10	30
Prince	.183	175	32	2	23
Vizcaino	.258	124	32	1	13
Young	.227	119	27	1	9
Zelle	.238	210	50	4	23

## St. Louis – Busch Stadium

Player	Avg.	AB	H	HR	RBI
Ashley	.125	8	1	0	1
Castro	.000	6	0	0	0
Cedeño	.316	19	6	0	2
Cromer	.247	166	41	2	8
Devereaux	.000	3	0	0	0
Guerrero	.231	13	3	0	0
Hollandsworth	.231	39	9	3	7
Howard	.356	59	21	3	8
Hubbard	.125	8	1	0	1
Ingram	.000	0	0	0	0
Karros	.267	135	36	6	22
Mondesi	.337	83	28	2	10
Otero	.111	9	1	0	0
Piazza	.323	93	30	6	17
Prince	.195	41	8	0	4
Vizcaino	.271	129	35	0	7
Young	.221	104	23	0	8
Zelle	.278	1366	380	40	210

## HITTERS BY PARK – NL (Career)

San Diego – Qualcomm Stadium						San Francisco – 3Com Park					
Player	Avg.	AB	H	HR	RBI	Player	Avg.	AB	H	HR	RBI
Ashley	.216	37	8	1	1	Ashley	.185	27	5	1	2
Castro	.375	8	3	0	1	Castro	.200	10	2	0	1
Cedeño	.333	24	8	0	1	Cedeño	.200	15	3	0	0
Cromer	.261	23	6	0	3	Cromer	.241	29	7	2	5
Devereaux	.000	7	0	0	0	Devereaux	.125	16	2	0	0
Guerrero	.143	14	2	0	0	Guerrero	.133	15	2	0	2
Hollandsworth	.278	36	10	1	3	Hollandsworth	.333	36	12	1	5
Howard	.263	228	60	4	22	Howard	.293	41	12	2	8
Hubbard	.000	2	0	0	0	Hubbard	.192	26	5	1	3
Ingram	.125	8	1	0	0	Ingram	.167	6	1	0	0
Karros	.266	143	38	8	19	Karros	.264	159	42	11	29
Mondesi	.292	89	26	4	17	Konerko	.000	0	0	0	0
Otero	.375	16	6	0	2	Mondesi	.260	104	27	2	9
Piazza	.320	100	32	7	22	Otero	.000	1	0	0	0
Prince	.154	26	4	0	2	Piazza	.274	135	37	3	21
Vizcaino	.252	111	28	0	8	Prince	.190	21	4	1	5
Young	.194	93	18	1	8	Vizcaino	.259	371	96	2	29
Zelle	.243	148	36	4	20	Young	.296	98	29	1	7
						Zelle	.265	162	43	5	24

## PITCHERS BY PARK – NL (Career)

Atlanta – Turner Field								Colorado – Coors Field							
Player	ERA	W-L	S	G	IP	ER	SO	Player	ERA	W-L	S	G	IP	ER	SO
Dreifort	13.50	0-1	0	3	2.0	3	3	Bruske	0.00	0-0	0	2	3.2	0	3
Guthrie	0.00	0-0	0	5	6.2	0	5	Dreifort	4.15	0-0	0	3	4.1	2	1
Hall	0.00	0-0	0	1	1.0	0	0	Guthrie	16.20	0-0	0	5	3.1	6	2
Martínez	14.40	0-1	0	1	5.0	8	3	Hall	0.00	0-0	0	2	1.2	0	0
Nomo	4.50	0-0	0	1	6.0	3	6	Judd	0.00	0-0	0	1	2.2	0	4
Park	3.18	2-0	0	2	11.1	4	14	Martínez	5.47	2-2	0	4	24.2	15	23
Radinsky	4.91	0-0	1	4	3.2	2	4	Nomo	5.26	2-0	0	4	25.2	15	30
Reyes	5.40	0-1	0	1	6.2	4	3	Osuna	6.79	0-0	0	9	10.1	8	7
								Park	8.31	1-0	0	4	8.2	8	4
								Radinsky	10.13	1-0	0	6	5.1	6	3
								Reyes	13.50	0-1	0	1	2.2	4	4
								Scott	1.17	0-1	0	8	7.2	1	5
								Valdes	3.94	4-0	1	6	29.2	13	16
Chicago – Wrigley Field								Florida – Pro Player Stadium							
Player	ERA	W-L	S	G	IP	ER	SO	Player	ERA	W-L	S	G	IP	ER	SO
Bruske	18.00	0-0	0	2	1.0	2	1	Bruske	10.80	0-0	0	2	1.2	2	1
Dreifort	3.00	0-0	0	3	3.0	1	3	Dreifort	6.75	0-0	0	4	4.0	3	3
Guthrie	2.70	0-1	0	7	10.0	3	6	Guthrie	9.00	0-0	0	3	4.0	4	2
Hall	9.82	0-0	0	5	3.2	4	3	Hall	20.77	0-3	0	5	4.1	10	2
Martínez	3.04	5-1	0	11	68.0	23	38	Martínez	3.00	3-0	0	4	24.0	8	21
Nomo	4.91	2-0	0	2	14.2	8	18	Nomo	4.80	0-4	0	5	30.0	16	32
Osuna	1.69	1-1	0	8	10.2	2	14	Osuna	7.94	0-0	0	4	5.2	5	6
Park	3.12	3-0	0	5	17.1	6	20	Park	4.50	0-0	0	2	2.0	1	0
Radinsky	2.45	0-0	0	5	3.2	1	5	Radinsky	0.00	0-0	0	4	3.0	0	3
Scott	6.94	0-0	0	11	11.2	9	8	Scott	7.56	1-1	0	7	8.1	7	6
Valdes	4.02	1-2	0	5	31.1	14	34	Valdes	1.42	2-1	0	5	25.1	4	18
Cincinnati – Cinergy Field								Houston – Astrodome							
Player	ERA	W-L	S	G	IP	ER	SO	Player	ERA	W-L	S	G	IP	ER	SO
Bruske	0.00	0-0	0	3	3.2	0	4	Bruske	0.00	0-0	0	1	0.2	0	1
Dreifort	4.5	0-0	1	3	6.0	3	6	Dreifort	2.70	0-0	0	3	3.1	1	6
Guthrie	2.84	0-0	0	5	6.1	2	6	Guthrie	16.88	0-1	0	4	2.2	5	2
Hall	0.00	0-0	0	2	1.0	0	1	Hall	2.08	0-0	0	3	4.1	1	6
Martínez	3.18	8-3	0	11	73.2	26	55	Martínez	4.57	2-1	0	7	43.1	22	30
Nomo	6.35	1-0	0	1	5.2	4	5	Nomo	4.71	0-3	0	4	21.0	11	19
Osuna	4.26	1-0	0	5	6.1	3	9	Osuna	1.50	1-0	0	4	6.0	1	5
Park	4.85	0-2	0	3	13.0	7	16	Park	8.74	0-1	0	4	11.1	11	11
Radinsky	0.00	0-0	0	2	1.2	0	3	Radinsky	2.45	1-1	0	3	3.2	1	3
Scott	6.35	1-1	0	16	17.0	12	20	Reyes	0.00	0-0	0	1	1.0	0	1
Valdes	7.33	2-3	0	5	23.1	19	17	Scott	3.72	0-0	0	10	9.2	4	8
								Valdes	2.70	0-0	0	2	13.1	4	5

## PITCHERS BY PARK - NL (Career)

## Los Angeles - Dodger Stadium

Player	ERA	W-L	S	G	IP	ER	SO
Bruske	3.75	0-0	0	9	12.0	5	10
Dreifort	3.36	4-3	4	42	56.1	21	52
Guthrie	2.82	2-6	1	70	73.1	23	60
Hall	0.26	2-0	2	34	34.0	1	27
Martinez	3.45	61-41	0	133	881.2	338	691
Nomo	2.73	23-15	0	49	343.0	104	376
Osuna	2.78	4-7	3	76	90.2	28	95
Park	2.73	10-6	0	36	161.1	49	147
Radlinsky	0.99	6-1	1	64	54.1	6	43
Reyes	2.84	1-1	0	7	19.0	6	16
Scott	5.56	2-0	0	11	11.1	7	11
Valdes	2.42	20-13	0	58	334.1	90	261

## Pittsburgh - Three Rivers Stadium

Player	ERA	W-L	S	G	IP	ER	SO
Bruske	15.75	0-0	0	3	4.0	7	5
Dreifort	1.80	1-1	0	4	5.0	1	2
Guthrie	1.29	0-0	1	4	7.0	1	5
Hall	3.86	0-0	0	3	2.1	1	1
Martinez	2.89	5-3	0	9	56.0	18	44
Nomo	4.50	3-0	0	3	20.0	10	28
Osuna	0.00	0-0	0	4	5.1	0	5
Park	3.75	1-0	0	3	12.0	5	10
Radlinsky	2.08	0-0	1	5	4.1	1	2
Reyes	5.40	1-0	0	1	6.2	4	4
Scott	4.26	1-0	0	14	12.2	6	8
Valdes	3.86	1-1	0	2	14.0	6	14

## Milwaukee - County Stadium

Player	ERA	W-L	S	G	IP	ER	SO
Gubicza	4.01	3-7	0	14	85.1	38	40
Guthrie	1.32	3-0	0	12	27.1	4	21
Hall	0.00	0-0	0	2	2.0	0	1
Radlinsky	3.21	4-0	2	12	14.0	5	11

## St. Louis - Busch Stadium

Player	ERA	W-L	S	G	IP	ER	SO
Bruske	1.23	1-0	0	5	7.1	1	4
Dreifort	0.00	0-0	1	3	4.2	0	3
Guthrie	10.38	0-0	0	8	4.1	5	1
Hall	3.00	0-1	0	4	3.0	1	3
Martinez	1.38	4-1	0	7	52.1	8	39
Nomo	2.95	2-1	0	3	21.1	7	24
Osuna	7.36	0-1	0	6	3.2	3	4
Park	4.63	1-0	0	3	11.2	6	9
Radlinsky	0.00	0-0	1	6	6.2	0	9
Reyes	0.00	0-0	0	1	3.0	0	2
Scott	8.44	0-0	0	12	10.2	10	6
Valdes	3.34	2-2	0	5	35.0	13	32

## Montreal - Olympic Stadium

Player	ERA	W-L	S	G	IP	ER	SO
Bruske	0.00	0-0	0	2	2.1	0	2
Dreifort	7.71	0-0	0	4	4.2	4	5
Guthrie	1.08	0-0	0	6	8.1	1	8
Hall	3.00	0-0	0	3	3.0	1	2
Martinez	3.33	5-5	0	11	70.1	26	47
Nomo	3.29	3-1	0	4	27.1	10	35
Osuna	0.00	1-0	0	5	9.2	0	11
Park	9.45	0-2	0	3	6.2	7	7
Radlinsky	7.71	0-0	0	4	2.1	2	3
Scott	3.00	7-5	5	91	105.0	35	83
Valdes	1.20	1-1	0	3	15.0	2	12

## New York - Shea Stadium

Player	ERA	W-L	S	G	IP	ER	SO
Dreifort	3.60	0-1	1	6	5.0	2	4
Guthrie	1.13	0-0	0	8	8.0	1	3
Hall	0.00	0-0	0	2	1.0	0	0
Martinez	4.82	2-3	0	9	52.1	28	33
Nomo	5.54	0-1	0	2	13.0	8	20
Osuna	9.00	0-0	0	3	3.0	3	2
Park	2.31	1-0	0	4	11.2	3	13
Radlinsky	9.00	1-0	0	5	3.0	3	1
Scott	5.14	2-1	0	10	14.0	8	8
Valdes	1.29	2-1	0	4	21.0	3	15

## Philadelphia - Veterans Stadium

Player	ERA	W-L	S	G	IP	ER	SO
Bruske	7.71	0-1	0	4	4.2	4	1
Dreifort	0.00	1-0	1	3	6.0	0	5
Guthrie	9.82	1-0	0	4	3.2	4	0
Hall	0.00	0-0	0	1	0.1	0	1
Martinez	4.77	4-4	0	11	66.0	35	42
Nomo	4.61	2-1	0	5	27.1	14	32
Osuna	0.00	1-0	1	7	8.0	0	7
Park	3.00	0-0	0	3	3.0	1	3
Radlinsky	1.69	0-0	0	6	5.1	1	4
Reyes	2.57	0-0	0	1	7.0	2	6
Scott	2.03	2-1	0	11	13.1	3	15
Valdes	5.74	2-2	0	6	26.2	17	14

## San Diego - Qualcomm Stadium

Player	ERA	W-L	S	G	IP	ER	SO
Bruske	3.68	2-0	1	10	14.2	6	9
Dreifort	2.70	0-1	0	3	3.1	1	5
Guthrie	2.84	0-0	0	6	6.1	2	2
Hall	6.00	0-0	0	2	3.0	2	2
Martinez	1.99	5-2	0	12	77.0	17	62
Nomo	3.60	1-2	0	3	20.0	8	21
Osuna	7.11	0-3	0	7	6.1	5	7
Park	3.18	0-0	0	5	11.1	4	13
Radlinsky	6.75	0-0	0	6	6.2	5	2
Scott	3.32	5-1	0	45	59.2	22	45
Valdel	3.25	2-1	0	6	27.2	10	23

## San Francisco - 3Com Park

Player	ERA	W-L	S	G	IP	ER	SO
Bruske	0.00	1-0	0	2	5.2	0	3
Dreifort	3.18	0-1	2	5	5.2	2	7
Guthrie	3.86	0-1	0	10	9.1	4	9
Hall	27.00	0-0	0	1	0.1	1	1
Martinez	4.50	4-4	0	10	66.0	33	46
Nomo	1.23	2-0	0	3	22.0	3	26
Osuna	2.30	4-1	0	12	15.2	4	18
Park	3.78	0-2	0	4	16.2	7	23
Radlinsky	2.84	0-0	0	6	6.1	2	4
Reyes	0.00	0-0	0	1	1.0	0	0
Scott	6.61	2-1	0	17	16.1	12	10
Valdes	4.85	0-1	0	3	13.0	7	8

**HITTERS BY PARK – AL (Career)****Anaheim – Edison International Field**

Player	Avg.	AB	H	HR	RBI
Ashley	.000	1	0	0	0
Cedeño	.333	3	1	0	2
Cromer	.375	8	3	0	2
Devereaux	.297	145	43	5	18
Hollandsworth	.167	6	1	0	0
Howard	.273	22	6	0	5
Karros	.400	10	4	1	1
Mondesi	.300	10	3	0	0
Piazza	.444	9	4	0	3
Prince	.500	6	3	0	1
Vizcaino	.222	18	4	0	1
Zeile, T	.350	20	7	3	3

**Seattle – The Kingdome**

Player	Avg.	AB	H	HR	RBI
Ashley	.250	4	1	0	0
Cedeño	.250	4	1	0	0
Devereaux	.245	155	38	3	23
Guerrero	.143	7	1	0	0
Howard	.050	20	1	0	2
Karros	.444	9	4	3	4
Mondesi	.125	8	1	0	0
Piazza	.625	8	5	1	2
Prince	.000	2	0	0	0
Vizcaino	.438	16	7	0	1
Young	.444	9	4	1	2
Zeile, T	.263	19	5	0	0

**Oakland – Oakland Coliseum**

Player	Avg.	AB	H	HR	RBI
Ashley	.000	1	0	0	0
Cedeño	.000	0	0	0	0
Devereaux	.279	140	39	5	20
Guerrero	.286	7	2	0	1
Hollandsworth	.000	4	0	0	0
Howard	.333	30	10	0	4
Karros	.286	7	2	1	3
Mondesi	.625	8	5	0	1
Piazza	.556	9	5	0	1
Prince	.286	7	2	0	0
Vizcaino	.300	20	6	0	0
Young	.000	5	0	0	0
Zeile, T	.125	8	1	0	0

**Texas – The Ballpark in Arlington**

Player	Avg.	AB	H	HR	RBI
Devereaux	.213	75	16	1	11
Karros	.000	9	0	0	1
Mondesi	.444	9	4	0	3
Piazza	.556	9	5	0	2
Prince	.250	8	2	1	2
Vizcaino	.381	21	8	0	1
Young	.294	17	5	0	0
Zeile, T	.250	8	2	0	2

**PITCHERS BY PARK – AL (Career)****Anaheim – Edison International Field**

Player	ERA	W-L	S	G	IP	ER	SO
Gubicza	3.96	8-5	0	15	100.0	44	65
Guthrie	2.79	1-0	0	10	9.2	3	4
Hall	0.00	0-0	0	2	1.2	0	1
Nomo	0.00	1-0	0	1	6.0	0	6
Osuna	13.50	0-0	0	1	0.2	1	0
Park	1.59	0-0	0	1	5.2	1	4
Radinsky	4.91	1-2	2	16	11.0	6	2

**Seattle – The Kingdome**

Player	ERA	W-L	S	G	IP	ER	SO
Bruske	4.91	0-0	0	2	3.2	2	3
Gubicza	3.80	6-3	0	11	73.1	31	58
Guthrie	5.86	1-3	0	13	27.2	18	21
Hall	3.38	0-0	2	3	2.2	1	3
Martinez	11.25	0-0	0	1	4.0	5	5
Osuna	6.75	0-1	0	2	1.1	1	3
Radinsky	4.76	1-1	2	13	11.1	6	5
Valdes	9.00	0-1	0	1	5.0	5	5

**Oakland – Oakland Coliseum**


Player	ERA	W-L	S	G	IP	ER	SO
Bruske	7.71	0-0	0	1	2.1	2	2
Gubicza	3.04	9-7	0	19	115.1	39	95
Guthrie	10.03	0-2	0	8	11.2	13	8
Hall	0.00	0-0	0	1	0.2	0	0
Nomo	8.44	0-1	0	1	5.1	5	8
Osuna	0.00	0-0	0	1	1.1	0	1
Radinsky	1.17	1-0	1	9	7.2	1	5

**Texas – The Ballpark in Arlington**

Player	ERA	W-L	S	G	IP	ER	SO
Dreifort	40.50	0-1	0	2	0.2	3	0
Gubicza	9.56	0-3	0	3	16.0	17	8
Guthrie	15.43	0-0	0	5	2.1	4	0
Hall	2.70	0-0	2	3	3.1	1	3
Nomo	8.44	0-0	0	1	5.1	5	1
Osuna	0.00	0-0	0	2	1.1	0	0
Radinsky	10.80	0-0	0	5	3.1	4	2
Scott	40.50	0-0	0	1	0.2	3	1
Valdes	2.57	0-0	0	1	7.0	2	5



*(From top) Right-handed pitcher Ramon Martinez wins 10 or more games for the fifth straight season, outfielder Brett Butler retires after 17 major league seasons, right-handed pitcher Todd Worrell becomes the Dodgers' all-time career leader with 127 saves, outfielder Raul Mondesi becomes the Dodgers' first 30-30 man, right-handed pitcher Chan Ho Park ties for the team lead with 14 wins, and third baseman Todd Zeile is one of four Dodgers to hit 30 or more homers.*



## 1997 Season in Review

## LOS ANGELES DODGERS 1997 DAY-BY-DAY RESULTS

Date D/N	Opponent	Score	Rec.	Pos.	GB	Winning Pitcher	Losing Pitcher	Att.
4/1	D Philadelphia	L,0-3	0-1	T2	1.0	Schilling (1-0)	Martinez (0-1)	53,079*
4/2	N Philadelphia	W,5-1	1-1	2	1.0	Nomo (1-0)	Maduro (0-1)	37,195
4/3	N Philadelphia	W,2-1	2-1	T1	--	Valdes (1-0)	Leiter (0-1)	26,579
4/4	N Pittsburgh	W,5-3	3-1	T1	--	Candiotti (1-0)	Wainhouse (0-1)	37,284
4/5	N Pittsburgh	L,1-3	3-2	T3	1.0	Cordova (1-0)	Park (0-1)	41,099
4/6	D Pittsburgh	W,6-3	4-2	T1	--	Dreifort (1-0)	Rincon (0-1)	37,493
4/7	N New York	W,3-2 (15)	5-2	T1	--	Astacio (1-0)	Crawford (0-1)	27,547
4/8	N New York	L,3-5	5-3	T2	0.5	Jones (2-0)	Valdes (1-1)	27,318
4/9	N New York	W,3-2 (14)	6-3	2	0.5	Candiotti (2-0)	Bohannon (1-1)	28,056
4/10	<b>Off Day</b>			2	0.5			
4/11	N at Pittsburgh	W,7-1	7-3	T1	--	Martinez (1-1)	Cordova (1-1)	43,126
4/12	at Pittsburgh			2	0.5	RAINED OUT (double header Aug. 25)		
4/13	D at Pittsburgh	W,14-5	8-3	1	+0.5	Nomo (2-0)	Schmidt (0-1)	14,885
4/14	<b>Off Day</b>			T1	--			
4/15	N at New York	L,0-5	8-4	3	1.0	Reynoso (1-0)	Valdes (1-2)	34,596
4/16	D at New York	W,5-2	9-4	3	1.0	Astacio (2-0)	Reed (0-1)	13,759
4/17	<b>Off Day</b>			3	1.0			
4/18	N Houston	W,5-3	10-4	T2	1.0	Martinez (2-1)	Hampton (1-3)	38,937
4/19	N Houston	L,1-2	10-5	T2	2.0	Kile (1-1)	Nomo (2-1)	46,244
4/20	D Houston	L,1-3	10-6	3	3.0	Holt (2-1)	Candiotti (2-1)	33,250
4/21	<b>Off Day</b>			3	3.0			
4/22	N St. Louis	L,4-6	10-7	3	3.0	Frascatore (1-1)	Worrell (0-1)	27,074
4/23	N St. Louis	W,2-1	11-7	3	3.0	Guthrie (1-0)	Petkovsek (2-3)	30,434
4/24	<b>Off Day</b>			3	3.0			
4/25	N at Florida	L,2-4	11-8	3	3.0	Leiter (3-1)	Nomo (2-2)	40,151
4/26	N at Florida	L,3-8	11-9	3	4.0	Fernandez (3-2)	Valdes (1-3)	41,452
4/27	N at Florida	L,3-4	11-10	3	5.0	Hutton (2-1)	Hall (0-1)	25,556
4/28	N at Atlanta	L,0-14	11-11	3	5.0	Glavine (4-0)	Martinez (2-2)	29,357
4/29	N at Atlanta	W,6-2	12-11	3	4.0	Park (1-1)	Wade (0-1)	35,442
4/30	N at Philadelphia	W,7-5	13-11	3	4.0	Nomo (3-2)	Leiter (3-2)	15,872
5/1	D at Philadelphia	W,5-0	14-11	3	4.0	ASTACIO (3-0)	Schilling (3-3)	16,546
5/2	N Chicago	W,8-7 (10)	15-11	3	3.0	Candiotti (3-1)	Patterson (1-2)	41,313
5/3	N Chicago	L,1-2	15-12	3	4.0	Mulholland (2-3)	Valdes (1-4)	44,519
5/4	D Chicago	W,5-2	16-12	3	4.0	Park (2-1)	Trachsel (1-4)	41,772
5/5	N Cincinnati	W,3-1	17-12	3	3.0	Nomo (4-2)	Carrasco (1-1)	26,955
5/6	N Cincinnati	L,2-3 (11)	17-13	3	4.0	Brantley (1-1)	Guthrie (1-1)	38,241
5/7	N Cincinnati	W,4-2	18-13	3	3.0	Martinez (3-2)	Schourek (2-3)	28,303
5/8	<b>Off Day</b>			3	2.5			
5/9	N Montreal	W,5-1	19-13	T2	1.5	Radinsky (1-0)	Urbina (1-2)	41,234
5/10	N Montreal	W,2-1	20-13	T2	0.5	Radinsky (2-0)	Veres (1-1)	47,597
5/11	D Montreal	L,3-6 (10)	20-14	3	1.0	Daal (1-0)	Candiotti (3-2)	34,809
5/12	<b>Off Day</b>			3	1.0			
5/13	N at Chicago	L,1-2	20-15	3	2.0	Wendell (1-2)	Astacio (3-1)	21,908
5/14	D at Chicago	W,6-4	21-15	3	2.0	Osuna (1-0)	Rojas (0-2)	24,441
5/15	N at Cincinnati	W,2-1	22-15	2	1.0	Valdes (2-4)	Smiley (3-6)	16,986
5/16	N at Cincinnati	L,2-4	22-16	3	1.0	Morgan (1-4)	Park (3-2)	24,556
5/17	N at Montreal	W,8-3	23-16	2	1.0	Nomo (5-2)	Perez (4-3)	28,871
5/18	N at Montreal	L,4-7	23-17	2	1.0	Martinez (7-0)	Astacio (3-2)	31,949
5/19	D at Montreal	L,1-2	23-18	2	1.0	Juden (4-0)	Martinez (3-3)	24,569
5/20	N at San Diego	L,3-7	23-19	2	2.0	Hitchcock (4-4)	Valdes (2-5)	29,650
5/21	N at San Diego	L,4-5 (11)	23-20	3	2.0	Hoffman (2-3)	Osuna (1-1)	25,386
5/22	D at San Diego	L,1-4	23-21	3	3.0	Hamilton (3-1)	Nomo (5-3)	32,749
5/23	N Atlanta	L,2-4	23-22	3	4.0	Smoltz (6-3)	Astacio (3-3)	38,735
5/24	N Atlanta	W,10-3	24-22	3	3.0	MARTINEZ (4-3)	Glavine (5-3)	49,076
5/25	D Atlanta	W,2-0	25-22	3	2.0	Valdes (3-5)	Neagle (7-1)	40,417
5/26	N Florida	W,5-3	26-22	3	2.0	Park (3-2)	Helling (1-3)	48,921
5/27	N Florida	L,5-8	26-23	3	3.0	Leiter (4-3)	Nomo (5-4)	31,185
5/28	<b>Off Day</b>			3	3.0			
5/29	N at St. Louis	L,2-4	26-24	3	4.0	Morris (2-3)	Astacio (3-4)	28,497
5/30	N at St. Louis	L,1-2	26-25	3	4.0	Mathews (2-2)	Hall (0-2)	36,069
5/31	D at St. Louis	L,3-6	26-26	3	5.0	Stottlemire (4-3)	Valdes (3-6)	46,798

All caps denote Complete Games \* denote Sell-outs

## LOS ANGELES DODGERS 1997 DAY-BY-DAY RESULTS (Continued)

Date D/N	Opponent	Score	Rec.	Pos.	GB	Winning Pitcher	Losing Pitcher	Att.
6/1	D at St. Louis	W,6-1	27-26	3	4.0	Park (4-2)	Al. Benes (4-5)	36,035
6/2	N at Houston	L,0-2	27-27	3	4.0	Wall (2-2)	Nomo (5-5)	16,227
6/3	D at Houston	L,3-4 (10)	27-28	3	5.0	Magnante (1-0)	Radinsky (2-1)	17,268
6/4	N San Francisco	W,5-1	28-28	3	4.0	Martinez (5-3)	Foulke (0-1)	30,357
6/5	N San Francisco	L,4-5	28-29	3	5.0	VanL'ham (3-3)	Valdes (3-7)	30,487
6/6	N St. Louis	L,1-3	28-30	3	5.0	Al. Benes (5-5)	Park (4-3)	41,231
6/7	N St. Louis	W,5-0	29-30	3	4.0	NOMO (6-5)	Jackson 1-2)	43,174
6/8	D St. Louis	L,3-9	29-31	3	5.0	Morris (4-3)	Astacio (3-5)	42,762
6/9	N Houston	W,8-3	30-31	3	5.0	Martinez (6-3)	Holt (6-5)	24,585
6/10	N Houston	L,3-6	30-32	3	5.0	Magnante (2-0)	Osuna (1-2)	26,491
6/11	N Houston	W,10-5	31-32	3	4.0	Park (5-3)	Hampton (2-5)	52,873
6/12	N at Oakland	L,4-5	31-33	3	5.0	Telgheder (2-3)	Nomo (6-6)	28,201
6/13	N at Oakland	W,6-4	32-33	3	4.0	Hall (1-2)	Small (5-3)	28,235
6/14	D at Seattle	L,8-9	32-34	3	5.0	Ayala (4-2)	Osuna (1-3)	57,345
6/15	D at Seattle	L,2-8	32-35	3	6.0	Moyer (6-2)	Valdes (3-8)	57,114
6/16	<b>Off Day</b>			3	6.0			
6/17	N Anaheim	W,4-3	33-35	3	6.0	Hall (2-2)	Percival (2-3)	41,428
6/18	N Anaheim	W,7-5	34-35	3	6.0	Dreifort (2-0)	Holtz (2-1)	45,953
6/19	N at San Fran.	L,2-5	34-36	3	7.0	Estes (9-2)	Astacio (3-6)	18,112
6/20	N at San Fran.	W,11-7 (10)	35-36	3	6.0	Worrell (1-1)	Henry (2-3)	33,976
6/21	D at San Fran.	W,11-0	36-36	3	5.0	Candiotti (4-2)	VanL'ham (4-5)	46,937
6/22	N at San Fran.	L,2-4	36-37	3	6.0	Rueter (4-2)	Park (5-4)	36,749
6/23	N Colorado	W,5-3	37-37	3	5.0	Nomo (7-6)	Ritz (5-7)	31,076
6/24	N Colorado	L,2-6	37-38	3	6.0	Holmes (3-1)	Astacio (3-7)	45,194
6/25	N Colorado	W,2-0	38-38	3	6.0	Valdes (4-8)	Burke (2-2)	30,963
6/26	N San Diego	L,7-9	38-39	3	6.0	Bergman (2-2)	Guthrie (1-2)	32,400
6/27	N San Diego	L,5-7	38-40	3	7.0	Hamilton (5-3)	Park (5-5)	39,011
6/28	D San Diego	L,3-9	38-41	3	7.0	Smith (2-1)	Nomo (7-7)	43,740
6/29	D San Diego	W,10-4	39-41	3	7.0	Astacio (4-7)	Jackson (1-6)	37,681
6/30	N Texas	L,2-3	39-42	3	8.0	Witt (9-4)	Valdes (4-9)	31,721
7/1	N Texas	W,6-3	40-42	3	7.0	Dreifort (3-0)	Santana (3-4)	54,179*
7/2	N at Anaheim	W,5-4	41-42	3	6.0	Radinsky (3-1)	Percival (2-4)	34,507
7/3	N at Anaheim	W,8-2	42-42	3	6.0	Nomo (8-7)	Watson (7-5)	35,295
7/4	N at San Diego	W,5-2	43-42	2	6.0	Astacio (5-7)	Jackson (1-7)	47,518
7/5	D at San Diego	W,7-3	44-42	2	6.0	Valdes (5-9)	Ashby (4-5)	45,066
7/6	D at San Diego	W,5-2	45-42	2	6.0	Candiotti (5-2)	Bergman (2-3)	35,862
<b>ALL-STAR BREAK</b>								
7/10	N San Francisco	W,11-0	46-42	2	5.0	Park (6-5)	Rueter (5-4)	42,942
7/11	N San Francisco	W,6-2	47-42	2	4.0	Nomo (9-7)	Foulke (1-3)	46,869
7/12	N San Francisco	L,5-8	47-43	2	5.0	Tavarez (3-2)	Worrell (1-2)	53,792*
7/13	D San Francisco	W,9-3	48-43	2	4.0	Reyes (1-0)	Estes (12-3)	51,730
7/14	N at Colorado	W,14-12	49-43	2	3.0	Radinsky (4-1)	Reed (1-4)	48,360
7/15	D at Colorado	W,6-5	50-43	2	3.0	Park (7-5)	Bailey (8-7)	48,621
7/16	N at Florida	L,1-5	50-44	2	3.0	Brown (9-6)	Nomo (9-8)	30,225
7/17	N at Florida	L,7-8	50-45	2	4.0	Leiter (8-6)	Candiotti (5-3)	27,406
7/18	N at Atlanta	L,1-4	50-46	2	4.0	Neagle (13-2)	Reyes (1-1)	48,721
7/19	D at Atlanta	W,4-1	51-46	2	3.0	Astacio (6-7)	Millwood (1-1)	49,758
7/20	D at Atlanta	W,8-3	52-46	2	3.0	Park (8-5)	Smoltz (8-9)	48,414
7/21	D at Atlanta	L,4-5	52-47	2	3.0	Embree (2-1)	Dreifort (3-1)	49,318
7/22	N New York	W,8-3	53-47	2	3.0	Candiotti (6-3)	Clark (7-7)	33,358
7/23	N New York	L,1-2	53-48	2	4.0	Bohanon (2-1)	Reyes (1-2)	39,610
7/24	N New York	L,1-3	53-49	2	4.0	Reed (8-4)	Guthrie (1-3)	53,655*
7/25	N Philadelphia	W,8-1	54-49	2	3.0	Park (9-5)	Stephenson (4-5)	42,198
7/26	N Philadelphia	W,4-1	55-49	2	2.0	Dreifort (4-1)	Schilling (11-10)	43,603
7/27	D Philadelphia	W,7-1	56-49	2	1.5	Candiotti (7-3)	Beech (0-6)	36,481
7/28	N Pittsburgh	W,4-2	57-49	2	1.0	Valdes (6-9)	Leiber (6-11)	53,503*
7/29	D Pittsburgh	W,3-1	58-49	2	1.0	Astacio (7-7)	Cooke (8-10)	43,791
7/30	<b>Off Day</b>			2	0.5			
7/31	N at Chicago	W,4-1	59-49	T1	--	Park (10-5)	Mulholland (6-11)	39,145
8/1	D at Chicago	W,13-9	60-49	T1	--	Nomo (10-8)	Gonzalez (7-5)	32,257
8/2	D at Chicago	L,1-5	60-50	T1	--	Tapani (2-1)	Candiotti (7-4)	39,953

All caps denote Complete Games \* denote Sell-outs

## LOS ANGELES DODGERS 1997 DAY-BY-DAY RESULTS (Continued)

Date D/N	Opponent	Score	Rec.	Pos.	GB	Winning Pitcher	Losing Pitcher	All.
8/3	N at Chicago	L,3-4	60-51	2	1.0	Tatis (1-1)	Worrell (1-3)	31,280
8/4	<b>Off Day</b>			2	1.5			
8/5	N at Montreal	W,5-4 (10)	61-51	2	1.5	Worrell (2-3)	Urbina (3-8)	16,769
8/6	N at Montreal	L,3-7	61-52	2	2.5	Hermanson (6-5)	Park (10-6)	16,063
8/7	N at Montreal	W,9-4	62-52	2	1.5	Nomo (11-8)	Bullinger (6-12)	14,214
8/8	N at Cincinnati	W,10-5	63-52	2	1.5	Candiotti (8-4)	Morgan (3-10)	26,837
8/9	N at Cincinnati	L,2-3	63-53	2	1.5	White (1-0)	Valdes (6-10)	30,809
8/10	D at Cincinnati	L,1-8	63-54	2	2.5	Remlinger (5-4)	Astacio (7-8)	24,742
8/11	N Chicago	W,2-1	64-54	2	1.5	Park (11-6)	Batista (0-1)	45,955
8/12	N Chicago	L,2-4	64-55	2	2.5	Clark (9-7)	Nomo (11-9)	50,731
8/13	N Montreal	W,3-1	65-55	2	1.5	Candiotti (9-4)	Perez (11-8)	33,818
8/14	D Montreal	W,1-0	66-55	2	1.5	Valdes (7-10)	P.Martinez (13-6)	38,745
8/15	N Cincinnati	L,3-5	66-56	2	2.5	Remlinger (6-4)	Astacio (7-9)	46,711
8/16	N Cincinnati	W,5-3	67-56	2	1.5	Park (12-6)	Mercker (8-9)	53,464*
8/17	N Cincinnati	L,0-5	67-57	2	2.5	Tomko (8-4)	Nomo (11-10)	51,257
8/18	<b>Off Day</b>			2	2.0			
8/19	N at New York	W,4-2	68-57	2	2.0	Valdes (8-10)	Bohanon (3-2)	25,971
8/20	N at New York			2	2.0	RAINED OUT (double header Aug. 21)		
8/21	N at New York	L,1-3	68-58	2		Crawford (2-1)	Candiotti (9-5)	
8/21	N at New York	W,4-3	69-58	2	2.0	Park (13-6)	Reed (10-7)	43,924
8/22	N at Philadelphia	W,5-3	70-58	2	1.0	Osuna (2-3)	Bottalico (2-5)	21,060
8/23	N at Philadelphia	W,4-3	71-58	T1	--	Nomo (12-10)	Green (3-2)	31,159
8/24	D at Philadelphia	W,5-1	72-58	1	+1.0	Valdes (9-10)	Beech (2-8)	23,363
8/25	N at Pittsburgh	W,8-2	73-58	1		Martinez (7-3)	Schmidt (8-7)	
	at Pittsburgh	L,3-4	73-59	1	+0.5	Wilkins (8-3)	Worrell (2-4)	14,018
8/26	N at Pittsburgh	W,6-4	74-59	1	+0.5	Dreifort (5-1)	Rincon (4-7)	13,689
8/27	D at Pittsburgh	W,9-5	75-59	1	+1.5	Reyes (2-3)	Cooke (9-13)	12,972
8/28	N Oakland	W,7-1	76-59	1	+2.5	Nomo (13-10)	Ludwick (0-1)	51,392
8/29	N Oakland	W,5-4(10)	77-59	1	+2.5	Osuna (3-3)	Mathews (4-2)	43,630
8/30	D Seattle	W,11-2	78-59	1	+2.5	Martinez (8-3)	Wolcott (5-6)	53,638*
8/31	D Seattle	L,1-3 (10)	78-60	1	+2.5	Timlin (4-3)	Worrell (2-5)	54,213*
9/1	<b>Off Day</b>			1	+2.0			
9/2	N at Texas	L,12-13	78-61	1	+1.5	Heredia (1-0)	Worrell (2-6)	31,506
9/3	N at Texas	L,2-5	78-62	1	+1.5	Patterson (9-5)	Dreifort (5-2)	33,116
9/4	<b>Off Day</b>			1	+2.0			
9/5	N Florida	W,7-4	79-62	1	+2.0	Martinez (9-3)	Fernandez (17-10)	39,242
9/6	D Florida	W,9-5	80-62	1	+2.0	Hall (3-2)	Miller (0-1)	45,814
9/7	D Florida	W,9-5	81-62	1	+2.0	Candiotti (10-5)	Saunders (3-6)	36,757
9/8	N Florida	L,4-8	81-63	1	+1.5	Brown (13-8)	Nomo (13-11)	45,195
9/9	N Atlanta	L,3-4	81-64	1	+1.5	Smoltz (14-11)	Valdes (9-11)	37,270
9/10	N Atlanta	L,0-7	81-65	1	+0.5	Glavine (13-7)	Martinez (9-4)	41,564
9/11	<b>Off Day</b>			T1	--			
9/12	N at Houston	L,3-10	81-66	2	1.0	Reynolds (7-10)	Park (13-7)	36,817
9/13	N at Houston	L,1-5	81-67	2	1.0	Kile (18-6)	Candiotti (10-6)	33,130
9/14	D at Houston	W,4-3	82-67	T1	--	Radinsky (5-1)	Wagner (7-8)	32,666
9/15	N at St. Louis	W,7-6 (15)	83-67	1	+1.0	Harkey (1-0)	Raggio (1-2)	23,311
9/16	N at St. Louis	W,7-6	84-67	1	+2.0	Gorecki (1-0)	Eckersley (1-5)	27,157
9/17	N at San Fran.	L,1-2	84-68	1	+1.0	Reuter (13-6)	Park (13-8)	50,921
9/18	D at San Fran.	L,5-6 (12)	84-69	T1	--	Beck (6-4)	Guthrie (1-4)	52,140
9/19	N Colorado	L,4-6	84-70	2	1.0	Astacio (12-9)	Nomo (13-12)	53,408*
9/20	D Colorado	L,1-2	84-71	2	1.0	Wright (8-11)	Osuna (3-4)	45,780
9/21	N Colorado	L,5-10	84-72	2	2.0	Castillo (12-11)	Martinez (9-5)	53,903*
9/22	<b>Off Day</b>			2	2.5			
9/23	N San Diego	W,6-2	85-72	2	1.5	PARK (14-8)	Menhart (2-3)	45,711
9/24	N San Diego	L,1-4	85-73	2	2.5	Hamilton (11-7)	Candiotti (10-7)	39,184
9/25	N at Colorado	W,9-5	86-73	2	2.0	Nomo (14-12)	Astacio (12-10)	48,020
9/26	N at Colorado	W,10-4	87-73	2	2.0	Valdes (10-11)	Wright (8-12)	48,016
9/27	D at Colorado	W,6-1	88-73	2	2.0	Martinez (10-5)	Castillo (12-12)	48,125
9/28	D at Colorado	L,9-13	88-74	2	2.0	DeJean (5-0)	Reyes (2-3)	48,197

### 1997 FINAL DODGER NOTES

**FEARSOME FOURSOME:** The foursome of Mike Piazza (40), Todd Zeile (31), Eric Karros (31) and Raul Mondesi (30) became the second quartet in club history to hit 30 or more home runs in the same season...Steve Garvey (33), Reggie Smith (32), Ron Cey (30) and Dusty Baker (30) became the first foursome in major league history to accomplish the feat in 1977...the Colorado Rockies were the only other team to have four players hit 30 or more homers in major league history when they did so for three consecutive seasons from 1995-97.

**PACKING 'EM IN:** The Dodgers' attendance total of 3,318,886 in 1997 is the fifth best total in club history behind 1978's mark of 3,347,845 and the most since 3,348,170 in 1991...it's the 33rd time in club history the Dodgers have attracted more than two million and a major league record 12th time with more than three million.

**DODGERS RETIRE NO. 2:** The Dodgers retired Tommy Lasorda's No. 2 jersey during a pregame ceremony on Aug. 15 against Cincinnati...he became the ninth Dodger to have his jersey retired, joining Pee Wee Reese (No. 1), Duke Snider (No. 4), Jim Gilliam (No. 19), Walter Alston (No. 24), Sandy Koufax (No. 32), Roy Campanella (No. 39), Jackie Robinson (No. 42) and Don Drysdale (No. 53).

**IN THE HALL:** Tommy Lasorda became the 14th manager inducted into the National Baseball Hall of Fame on Aug. 3...he was the 15th Dodger to be inducted in the Hall, joining Roy Campanella, Leo Durocher, Burleigh Grimes, Larry MacPhail, Pee Wee Reese, Branch Rickey, Jackie Robinson, Wilbert Robinson, Duke Snider, Dazzy Vance, Zack Wheat, Walter Alston, Don Drysdale and Sandy Koufax...he was the 52nd Hall of Famer to be associated with the Dodgers as a player, manager, coach, scout, executive or broadcaster.

**SPEED DEMONS:** The Dodgers stole a season high seven bases on Aug. 28 against Oakland, one shy of their club record set twice before in 1948 and 1974.

**ON THE WESTERN FRONT:** The Dodgers have the best record in the N.L. Western Division since realignment prior to the 1994 season...over the last four seasons, L.A. was in first place ahead of San Francisco when the season was canceled due to the player's strike in 1994, beat out Colorado for the division title in 1995, was the Wild Card winner in 1996 after finishing second to San Diego and finished second again in 1997 behind San Francisco.

Team	Record	Percentage
Los Angeles	314-268	.540
Colorado	296-289	.506
San Diego	284-301	.485
San Francisco	280-303	.480

**HONORING JACKIE:** Fifty years to the day after Jackie Robinson broke Major League Baseball's color barrier, President Clinton spoke on race relations during a mid-game ceremony at the Dodgers and Mets game on April 15 at Shea Stadium...the speech helped launch a season-long celebration of Robinson's legacy and his jersey No. 42 was retired in perpetuity by MLB.

**ROOKIE REUNION:** With the addition of future Hall of Famer Eddie Murray, the Dodgers had a major league record seven former Rookie of the Year award winners in 1997...Murray was the A.L. winner with Baltimore in 1977, followed by Todd Worrell

in the N.L. in 1986 with St. Louis and the run of five consecutive Dodger winners; Eric Karros (1992), Mike Piazza (1993), Raul Mondesi (1994), Hideo Nomo (1995) and Todd Hollandsworth (1996).

**INTERLEAGUE ATTENDANCE:** The Dodgers averaged 47,019 in attendance for their eight interleague games at Dodger Stadium, second best in the National League behind Colorado's average of 48,277...three of the eight games against the A.L. were sellouts.

**MILE HIGH FIREWORKS:** The Dodgers fell one short of their club record when they slugged six home runs at Coors Field in a 10-4 win over the Rockies on Sept. 26...it was the most homers L.A. has hit in a game since hitting six homers on June 29 and 30, 1996 also at Colorado...L.A. hit a team record seven homers on May 5, 1976 at Chicago and May 25, 1979 vs. Cincinnati.

**CREAM OF THE CROP:** The Dodgers have the fifth-best record in the major leagues since 1994 and second-best mark behind Atlanta in the National League.

Team	Record	Percentage
Atlanta	355-227	.610
Cleveland	348-228	.604
New York Yankees	337-244	.580
Baltimore	320-260	.552
Los Angeles	314-268	.540

**SLUGGING MARK TIED:** Dodger batters finished the season with a .418 slugging percentage, tying the L.A. team mark set in 1977.

**STRIKE THREE:** Los Angeles pitchers racked up a franchise-record 1,232 strikeouts in 1997, also good for first in the majors...the previous club mark was 1,213 strikeouts, established in 1996...Hideo Nomo led the team with 233 strikeouts and finished third in the league with 10.1 K's per 9.0 innings.

**ACROSS THE BOARD:** Six of the Dodgers' 10 minor league affiliates — San Antonio, San Bernardino, Vero Beach, Great Falls, La Romana and Santo Domingo — qualified for the playoffs in each of their respective leagues this season...San Antonio won the Double-A Texas League and La Romana won the Rookie level Dominican Summer League.

**TOP PEN:** The Los Angeles bullpen was the best in the National League with a 3.40 ERA (168 ER/445.0 IP)...the pen started the season without allowing an earned run in 32.1 innings until the Mets scored on Todd Worrell in the ninth inning on April 9.

**20 WINS IN JULY:** The Dodgers' 20 wins in July marked only the 12th time in Los Angeles history the team won 20 or more games in a month...the L.A. record for most wins in a month is 22 in September 1991...the Dodgers' 19 wins in August gave them 39 wins in consecutive months, one win short of the Los Angeles record of 40 wins in May and June 1973.

**CATCHING PRAISE:** Mike Piazza's .362 batting average is the highest average by a catcher in the major leagues since Bill Dickey also hit .362 for the New York Yankees in 1936...his career-best 201 hits in 1997 were the most in major league history for a player whose normal position is catcher, passing Ted Simmons (1975) and Joe Torre (1964) who both had 193 hits.

**MONTHLY HONORS FOR MIKE:** Mike Piazza was the only National League player to win Player of the Month honors twice in 1997...he won his first award in July after hitting .431 (47-for-

109) with nine home runs and 25 RBI...Piazza finished the month with a .752 slugging percentage and .475 on-base percentage while his 47 hits led the majors...he went on another torrid hitting streak in August, capturing Player of the Month honors for a second time...he hit .320 with 10 home runs and 27 RBI during the month with a .660 slugging percentage and .431 on-base percentage...his 10 homers set a new career high for home runs in a month and his 27 RBI fell just one shy of his career best in June 1994...the awards mark the third and fourth time in his career he was named the league's Player of the Month after winning in May 1994 and August 1995.

**2ND HALF N.L. LEADERS:** Mike Piazza led all National Leaguers in batting, home runs and runs batted in after the All-Star Break.

Player	AVG	Player	HR	Player	RBI
Piazza	.367	Piazza	24	Piazza	73
Gwynn	.344	Walker	24	Walker	62
Caminiti	.331	McGwire	21	Bagwell	57
Castilla	.329	Caminiti	20	Sosa	57
Walker	.328	Bonds	20	Galarraga	56

**PIAZZA TOPS N.L. VOTING:** Mike Piazza was the National League's top vote-getter for the second consecutive year in fan balloting results for the 68th All-Star Game played on July 8 at Cleveland's Jacobs Field...Piazza, the Most Valuable Player at the 1996 All-Star Game in Philadelphia, has been selected to five consecutive All-Star games and has started behind the plate in four straight...with his 2,626,213 votes in 1997, Piazza exceeded 1996's total of 2,272,115 by 354,098 votes.

**EXTRA, EXTRA:** Raul Mondesi's 77 extra-base hits surpassed his own Los Angeles Dodger record of 71 set in 1996.

**HOMERING AT HOME:** 17 of Todd Zeile's 31 home runs in 1997 came at Dodger Stadium, placing him second on the club's all-time list for most homers at home by a Dodger third baseman...Ron Cey holds the club mark with 18 homers in 1975.

**30-30 PIONEER:** Raul Mondesi became the first player in Dodger history (both Brooklyn and Los Angeles) to hit 30 or more home runs and steal 30 or more bases in a season...Larry Walker (49 HR, 33 SB), Jeff Bagwell (43 HR, 31 SB) and Barry Bonds (40 HR, 37 SB) were the only other members of baseball's 30-30 club in 1997...Mondesi also becomes just the sixth member of the Dodgers' 20-20 club and joins Pedro Guerrero as the only player to accomplish the feat twice after collecting 26 homers and 27 stolen bases in 1995...the Dodgers' 20-20 club includes Babe Herman (21 HR, 21 SB in 1929), Willie Davis (21 HR, 32 SB in 1962), Davey Lopes (28 HR, 44 SB in 1979), Pedro Guerrero (32 HR, 22 SB in '82; 32 HR, 23 SB in '83) and Kirk Gibson (25 HR, 31 SB in 1988)...Mondesi was one of 12 players in the major league 20-20 club in 1997.

**MONDESI WINS GOLD GLOVE:** Raul Mondesi won his second Rawlings Gold Glove after committing just four errors in 352 total chances for a .989 fielding percentage...the four errors were the second lowest total of his career after committing only three miscues in 61 total chances in 1993...tied four other players for seventh place in the N.L. with 10 outfield assists...also won a Gold Glove in 1995, becoming the Dodgers' first two-time winner since Steve Garvey won four straight from 1974-77...also joins Wally Moon (1960), Willie Davis (1971-73) and Dusty Baker (1981) as the fourth Dodger outfielder to win the award...is the only Dominican Republic outfielder to win a Gold Glove in the last 20 years since Cincinnati's Cesar Geronimo earned the honor in 1977.

**BUTLER CALLS IT A CAREER:** Brett Butler retired at the end of the season and finished his 17-year major league career with a .290 career batting average...Butler's 558 steals rank 22nd on the all-time list while his 131 triples rank 77th and 2,375 hits rank 93rd.

**WORRELL TOPS DODGERS LIST:** Todd Worrell became the Dodgers' all-time saves leader on Sept. 5 when he recorded his 126th save in a Los Angeles uniform after retiring three of four Florida batters in the ninth inning for his 34th save of the season...Jim Brewer, who pitched for the Dodgers from 1964-75, was the previous leader with 125 career saves.

**RUSSELL NOTCHES 100TH WIN:** Bill Russell won his 100th game as manager on July 19 at Atlanta's Turner Field when the Dodgers defeated the Braves 4-1.

**INTERNATIONAL HISTORY:** Hideo Nomo and Shigetoshi Hasegawa became the first two Japanese-born players to play in the same major league game when they both pitched in the Dodgers 7-5 win vs. the Angels on June 18.

**REYES SNAPS RIGHTY STREAK:** Lefthander Dennis Reyes earned the win in his major league debut on July 13 vs. San Francisco and broke the Dodgers' major league record streak of 681 consecutive starts by a right-handed pitcher...Bob Ojeda was the last Dodger lefthander to start a game on Sept. 24, 1992...between Reyes' and Ojeda's starts, the Dodgers started righthanders Kevin Gross, Tom Candiotti, Orel Hershiser, Willie Banks, Kevin Tapani, Pedro Martinez, Ramon Martinez, Pedro Astacio, Hideo Nomo, Ismael Valdes and Chan Ho Park...the previous mark for consecutive games started by righthanders was 453, also set by the Dodgers in 1902-06...the 11 starting pitchers the Dodgers used during their righty streak is the fewest among all major league teams for that period...Atlanta was second with 13, followed by Houston (15), Chicago Cubs (21) and Milwaukee (22)...the most starting pitchers used during that span was 36 by Seattle.

**FASTEST TO 500:** Hideo Nomo became the fastest pitcher in major league history to record 500 strikeouts when he accomplished the feat in 444.2 innings by fanning Luis Castillo on April 25 at Florida...Nomo broke Dwight Gooden's mark of 500 K's in 445.1 innings.

**3 STRAIGHT 200 K SEASONS:** Hideo Nomo's nine strikeouts on Aug. 28th gave him 201 for the season, marking the third consecutive season he fanned 200 or more...the only other pitcher to fan 200 or more in his first three major league seasons in the modern era was Dwight Gooden with the Mets from 1984-86.

#### ALL-TIME ROOKIE STRIKEOUT LEADERS

Year	Player	Team	Strikeouts
1984	Dwight Gooden	Mets	276
1955	Herb Score	Indians	245
<b>1995</b>	<b>Hideo Nomo</b>	<b>Dodgers</b>	<b>236</b>
1911	Grover Cleveland Alexander	Phillies	227
1901	Long Tom Hughes	Cubs	225
1901	Christy Mathewson	Giants	221
1975	John Montefusco	Giants	215
1910	Russ Ford	Yankees	209
<b>1966</b>	<b>Don Sutton</b>	<b>Dodgers</b>	<b>209</b>
1967	Gary Nolan	Reds	206
1970	Bob Johnson	Royals	206

## LOS ANGELES DODGERS 1997 FINAL BATTING STATISTICS

Player	Avg.	G	AB	R	H	2B	3B	HR	RBI	SH	SF	HP	BB	IBB	SO	SB	CS	E
Anthony, E.	.243	47	74	8	18	3	2	2	5	0	0	0	12	1	18	2	0	1
Ashley, B.	.244	71	131	12	32	7	0	6	19	0	0	1	8	0	46	0	0	4
Blanco, H.	.400	3	5	1	2	0	0	1	1	0	0	0	0	0	1	0	0	0
Butler, B.	.283	105	343	52	97	8	3	0	18	15	0	1	42	0	40	15	10	0
Castro, J.	.147	40	75	3	11	3	1	0	4	2	0	0	7	1	20	0	0	1
Cedeño, R.	.273	80	194	31	53	10	2	3	17	3	2	3	25	2	44	9	1	2
right	.286	-	84	-	24	7	0	2	6	1	1	2	8	1	22	-	-	-
left	.264	-	110	-	29	3	2	1	11	2	1	1	17	1	22	-	-	-
Cromer, T.	.291	28	86	8	25	3	0	4	20	2	1	0	6	3	16	0	1	3
Gagne, G.	.251	144	514	49	129	20	3	9	57	3	1	4	31	4	120	2	5	16
Garcia, K.	.128	15	39	5	5	0	0	1	8	0	1	0	6	1	14	0	0	0
Guerrero, W.	.291	111	357	39	104	10	9	4	32	13	2	0	8	1	52	6	5	4
right	.222	-	90	-	20	1	1	3	8	5	1	0	2	0	11	-	-	-
left	.315	-	267	-	84	9	8	1	24	8	1	0	6	1	41	-	-	-
Hollandsworth	.247	106	296	39	73	20	2	4	31	2	2	0	17	2	60	5	5	3
Ingram, G.	.444	12	9	2	4	0	0	0	1	0	0	0	1	0	3	1	0	0
Karros, E.	.266	162	628	86	167	28	0	31	104	0	9	2	61	2	116	15	7	11
Kirby, W.	.169	46	65	6	11	2	0	0	4	0	0	0	10	0	12	0	0	0
Konerko, P.	.143	6	7	0	1	0	0	0	0	0	0	0	1	0	2	0	0	0
Lewis, D.	.299	26	77	7	23	3	1	1	10	2	0	0	6	0	17	3	2	1
Liriano, N.	.227	76	88	10	20	6	0	1	11	2	1	0	6	1	12	0	0	2
right	.167	-	12	-	2	1	0	0	0	0	0	0	1	0	4	-	-	-
left	.237	-	76	-	18	5	0	1	11	2	1	0	5	1	8	-	-	-
Mondesi, R.	.310	159	616	95	191	42	5	30	87	1	3	6	44	7	105	32	15	4
Murray, E.	.286	9	7	0	2	0	0	0	3	0	0	0	2	0	2	0	0	0
right	1.000	-	1	-	1	0	0	0	1	0	0	0	0	0	0	-	-	-
left	.167	-	6	-	1	0	0	0	2	0	0	0	2	0	2	-	-	-
Nixon, O.	.274	42	175	30	48	6	2	1	18	2	1	0	13	0	24	1	2	1
right	.320	-	50	-	16	3	1	1	4	0	0	0	3	0	4	-	-	-
left	.256	-	125	-	32	3	1	0	14	2	1	0	10	0	20	-	-	-
Piazza, M.	.362	152	556	104	201	32	1	40	124	0	5	3	69	11	77	5	1	16
Prince, T.	.220	47	100	17	22	5	0	3	14	4	1	3	5	0	15	0	0	1
Riggs, A.	.200	9	20	3	4	1	0	0	1	0	0	0	4	1	3	1	0	0
Young, E.	.280	155	622	106	174	33	8	8	61	10	6	9	71	1	54	45	14	18
LA	.273	37	154	28	42	4	2	2	16	2	1	4	14	1	17	13	2	3
Zeile, T.	.268	160	575	89	154	17	0	31	90	0	6	6	85	7	112	8	7	26
<b>Los Angeles</b>	<b>.268</b>	<b>162</b>	<b>5544</b>	<b>742</b>	<b>1488</b>	<b>242</b>	<b>33</b>	<b>174</b>	<b>706</b>	<b>105</b>	<b>36</b>	<b>33</b>	<b>498</b>	<b>46</b>	<b>1079</b>	<b>131</b>	<b>64</b>	<b>116</b>
<b>Opponents</b>	<b>.241</b>	<b>162</b>	<b>5493</b>	<b>645</b>	<b>1325</b>	<b>257</b>	<b>32</b>	<b>163</b>	<b>612</b>	<b>74</b>	<b>32</b>	<b>45</b>	<b>546</b>	<b>36</b>	<b>1232</b>	<b>118</b>	<b>58</b>	<b>139</b>

## LOS ANGELES DODGERS 1997 FINAL PITCHING STATISTICS

Player	W	L	ERA	G	GS	CG	GF	SHO	SV	IP	H	R	ER	HR	HB	BB	IBB	SO	WP	BK
Candiotti, T.	10	7	3.60	41	18	0	6	0	0	135.0	128	60	54	21	11	40	4	89	4	0
Dreifort, D.	5	2	2.86	48	0	0	15	0	4	63.0	45	21	20	3	1	34	2	63	3	1
Gorecki, R.	1	0	15.00	4	1	0	2	0	0	6.0	9	10	10	3	0	6	1	6	0	0
Guthrie, M.	1	4	5.32	62	0	0	18	0	1	69.1	71	44	41	12	0	30	4	42	2	1
Hall, D.	3	2	2.30	63	0	0	20	0	2	54.2	58	15	14	3	0	26	7	39	0	0
Harkey, M.	1	0	4.30	10	0	0	5	0	0	14.2	12	8	7	3	0	5	0	6	0	0
Judd, M.	0	0	0.00	1	0	0	0	0	0	2.2	4	0	0	0	0	0	0	4	0	0
Martinez, R.	10	5	3.64	22	22	1	0	0	0	133.2	123	64	54	14	6	68	1	120	1	1
Nomo, H.	14	12	4.25	33	33	1	0	0	0	207.1	193	104	98	23	9	92	2	233	10	4
Osuna, A.	3	4	2.19	48	0	0	18	0	0	61.2	46	15	15	6	1	19	2	68	2	0
Park, C.	14	8	3.38	32	29	2	1	0	0	192.0	149	80	72	24	8	70	1	166	4	1
Radinsky, S.	5	1	2.89	75	0	0	14	0	3	62.1	54	22	20	4	1	21	5	44	0	0
Reyes, D.	2	3	3.83	14	5	0	0	0	0	47.0	51	21	20	4	1	18	3	36	2	1
Valdes, I.	10	11	2.65	30	30	0	0	0	0	196.2	171	68	58	16	3	47	1	140	3	2
Worrell, T.	2	6	5.28	65	0	0	55	0	35	59.2	60	38	35	12	0	23	1	61	1	0
<b>Los Angeles</b>	<b>88</b>	<b>74</b>	<b>3.62</b>	<b>162</b>	<b>162</b>	<b>6</b>	<b>156</b>	<b>6</b>	<b>45</b>	<b>1459.1</b>	<b>1325</b>	<b>645</b>	<b>587</b>	<b>163</b>	<b>45</b>	<b>546</b>	<b>36</b>	<b>1232</b>	<b>36</b>	<b>14</b>
<b>Opponents</b>	<b>74</b>	<b>88</b>	<b>4.17</b>	<b>162</b>	<b>162</b>	<b>3</b>	<b>159</b>	<b>5</b>	<b>45</b>	<b>1451.1</b>	<b>1488</b>	<b>742</b>	<b>673</b>	<b>174</b>	<b>33</b>	<b>498</b>	<b>46</b>	<b>1079</b>	<b>34</b>	<b>7</b>

## LOS ANGELES DODGERS 1997 CLUB STATISTICS

	Home	Road	Totals
	W-L	W-L	W-L
vs. Atlanta	2-3	3-3	5-6
vs. Florida	4-2	0-5	4-7
vs. Montreal	4-1	3-3	7-4
vs. New York	3-3	3-2	6-5
vs. Philadelphia	5-1	5-0	10-1
<b>vs. East</b>	<b>18-10</b>	<b>14-13</b>	<b>32-23</b>
vs. Chicago	3-2	3-3	6-5
vs. Cincinnati	3-3	2-3	5-6
vs. Houston	3-3	1-4	4-7
vs. Pittsburgh	4-1	5-1	9-2
vs. St. Louis	2-3	3-3	5-6
<b>vs. Central</b>	<b>15-12</b>	<b>14-14</b>	<b>29-26</b>
vs. Colorado	2-4	5-1	7-5
vs. San Diego	2-4	3-3	5-7
vs. San Francisco	4-2	2-4	6-6
<b>vs. West</b>	<b>8-10</b>	<b>10-8</b>	<b>18-18</b>
<b>Totals vs. N.L.</b>	<b>41-32</b>	<b>38-35</b>	<b>79-67</b>
vs. Anaheim	2-0	2-0	4-0
vs. Oakland	2-0	1-1	3-1
vs. Seattle	1-1	0-2	1-3
vs. Texas	1-1	0-2	1-3
<b>vs. A.L. West</b>	<b>6-2</b>	<b>3-5</b>	<b>8-7</b>
<b>Overall Totals</b>	<b>47-34</b>	<b>41-40</b>	<b>88-74</b>

	Won	Lost	
Starters	63	52	
Relievers	25	22	
Streaks	8	6	
	Home	Road	Total
	W-L	W-L	W-L
Shutouts	4-3	2-3	6-6
Shutouts—Individual	0-1	1-0	1-1
Extra Innings	4-3	5-5	9-8
1-Run Decisions	10-8	9-16	19-24
2-Run Decisions	13-13	7-6	20-19
vs. LH Starters	16-8	10-17	26-25
vs. RH Starters	31-26	31-23	62-49
Grass Fields	47-34	25-27	72-61
Artificial Fields	0-0	16-13	16-13
Day Games	11-7	16-12	27-19
Night Games	36-27	25-28	61-55
Doubleheaders	0-0-0	0-0-2	0-0-2
	L.A.	Opp.	
Double Plays	104	138	
Triple Plays	0	0	
Left On Base	1120	1168	
Grand Slam Home Runs	1	1	
Home Runs—Home	85	76	
Home Runs—Road	89	87	

## LOGE LEVEL HOME RUNS AT DODGER STADIUM

Only five players have hit a home run on the Loge Level (the second level) at Dodger Stadium. **Frank Howard** was the first to do it for the Dodgers in the 1963 World Series. Howard hit it eight rows up in the fourth game on Oct. 6 and it was estimated at 420 feet down the left field line. The second player was the Mets' **Dave Kingman** on June 4, 1976. Kingman hit three home runs in the game and drove in eight runs, becoming the first player to hit three home runs in a game against the Dodgers since Willie Stargell did it on June 24, 1965. He later duplicated the feat on May 14, 1978. The third player to reach the Loge Level was Cincinnati's **Dave Parker**, slugging a homer down the right field line on June 6, 1984. **Nick Esasky** became the fourth player to reach the Loge Level with a solo shot six rows back down the left field line in the first game of a doubleheader on Sept. 17, 1987. **Raul Mondesi** became the fifth player to accomplish the feat when he belted a 415-foot home run on April 12, 1996 against the Florida Marlins.

## LOS ANGELES DODGERS 1997 FINAL FIELDING STATISTICS

First Basemen	Pct.	G	PO	A	E	TC	DP	
Blanco, H.	1.000	1	5	0	0	5	0	
Karros, E.	.992	162	1318	121	11	1450	89	
Konerko, P.	1.000	1	3	0	0	3	1	
Liriano, N.	1.000	2	5	1	0	6	0	
Second Basemen	Pct.	G	PO	A	E	TC	DP	
Castro, J.	.977	14	15	28	1	44	4	
Cromer, T.	.968	17	24	36	2	62	7	
Fonville, C.	.833	3	0	5	1	6	0	
Guerrero, W.	.989	90	140	221	4	365	24	
Liriano, N.	.949	17	14	23	2	39	6	
Riggs, A.	1.000	8	6	19	0	25	3	
Young, E.	.978	154	318	494	18	830	111	
Third Basemen	Pct.	G	PO	A	E	TC	DP	
Blanco, H.	.000	1	0	0	0	0	0	
Castro, J.	1.000	3	2	3	0	5	0	
Cromer, T.	.000	1	0	0	0	0	0	
Hale, C.	1.000	2	1	0	0	1	0	
Konerko, P.	.000	1	0	0	0	0	0	
Liriano, N.	.000	1	0	0	0	0	0	
Zeile, T.	.931	160	105	248	26	379	27	
Shortstops	Pct.	G	PO	A	E	TC	DP	
Castro, J.	1.000	22	19	34	0	53	6	
Cromer, T.	.980	10	23	25	1	49	4	
Gagne, G.	.971	143	174	358	16	548	54	
Guerrero, W.	1.000	5	8	10	0	18	2	
Liriano, N.	.000	1	0	0	0	0	0	
Outfielders	Pct.	G	PO	A	E	TC	DP	
Anthony, E.	.966	21	26	2	1	29	1	
Ashley, B.	.911	35	39	2	4	45	0	
Butler, B.	1.000	91	163	4	0	167	2	
Cedeño, R.	.987	71	148	1	2	151	0	
Garcia, K.	1.000	12	13	0	0	13	0	
Hollandsworth, T.	.984	99	185	2	3	190	0	
Ingram, G.	1.000	7	4	0	0	4	0	
Kirby, W.	1.000	26	36	1	0	37	0	
Lewis, D.	.980	25	49	1	1	51	0	
Mondesi, R.	.989	159	338	10	4	352	0	
Nixon, O.	.990	42	97	1	1	99	0	
Catchers	Pct.	G	PO	A	E	TC	DP	PB
Piazza, M.	.986	139	1045	74	16	1135	10	10
Prince, T.	.996	45	221	25	1	247	5	1
Pitchers	Pct.	G	PO	A	E	TC	DP	
Astacio, P.	.983	33	20	38	1	59	3	
Candiotti, T.	.969	41	7	24	1	32	2	
Dreifort, D.	.957	48	4	18	1	23	0	
Gorecki, R.	.000	4	1	0	0	0	0	
Guthrie, M.	.938	62	2	13	1	16	0	
Hall, D.	.944	63	3	14	1	18	2	
Harkey, M.	1.000	10	0	1	0	1	0	
Judd, M.	.000	1	0	0	0	0	0	
Martinez, R.	.968	22	10	20	1	31	1	
Nomo, H.	.923	33	16	8	2	26	2	
Osuna, A.	.889	48	3	13	2	18	1	
Park, C.	.946	32	7	28	2	37	1	
Radinsky, S.	1.000	75	3	8	0	11	2	
Reyes, D.	.944	14	1	16	1	18	0	
Valdes, J.	.938	30	17	28	3	48	3	
Worrell, T.	.933	65	4	10	1	15	2	

## LOS ANGELES DODGERS 1997 HIGHS AND LOWS

TEAM BATTING	DODGERS	OPPONENTS
Most runs, game	14 (twice, last: July 14 at Colorado)	14 by Atlanta, April 28
Most runs, inning	9 at Pittsburgh, April 13 (3rd inning)	7 by San Fran., July 12 (9th inn.)
Most hits, game	22 at Colorado, July 14 (10 innings)	20 by Texas, Sept. 2
Most hits, inning	7 at Pittsburgh, April 13 (3rd inning)	6 (twice, last: at Tex., Sept. 2 in 9th)
Most doubles, game	5 (4 times, last: Aug. 8 at Cincinnati)	6 (twice, last: at Seattle, June 14)
Most triples, game	2 (twice, last: Sept. 6 vs. Florida)	2 (twice, last: at Montreal, Aug. 5)
Most homers, game	6 at Colorado, Sept. 26	5 by Chicago, Aug. 1
Most steals, game	7 vs. Oakland, Aug. 28	4 (twice, last: June 10 vs. Hou.)
Most LOB, game	16 vs. New York, April 7 (15 innings)	14 (twice, last: Sept. 18 at SF)
Fewest hits, game	1 at Florida, July 16	1 at New York, April 16
Most walks, game	10 vs. New York, April 7 (15 innings)	11 at Seattle, June 15
Most K's, game	13 (3 times, last: Sept. 18 at SF)	15 (twice, last: Sept. 14 at Hou.)
Most errors, game	4 (3 times, last: Sept. 26 at Colorado)	5 at Texas, Sept. 2

## INDIVIDUAL BATTING

Most hits, game	5	Butler at New York, April 16; Nixon at Pitts., Aug. 27
Most runs, game	3	(16 times by 8 players, last: Nixon at Texas, Sept. 2)
Most doubles, game	2	(13 times by 7 players, last: Karros vs. Flor., Sept. 7)
Most triples, game	2	Anthony at Montreal, May 18
Most homers, game	2	(15 times by 5 players, last: Piazza at Col., Sept. 28)
Most total bases, game	10	Zeile at Colorado, July 14 (10 innings)
Most extra bases, game	3	Piazza at Seattle, June 14
Most RBI, game	6	Piazza at Pittsburgh, Aug. 27
Most steals, game	3	Nixon vs. Oakland, Aug. 28
Most walks, game	3	Piazza at Philadelphia, Aug. 24
Longest hitting streak	15	Gagne (June 26-July 15)
Longest RBI streak	5	Piazza (June 23-27 and Sept. 5-9); Karros (July 4-11)
Longest run streak	10	Cedeño (June 29-July 15)

## INDIVIDUAL PITCHING

Most innings pitched, starter	9.0	(5 times by 4 players, last: Park vs. San Diego, Sept. 23)
Most innings pitched, reliever	4.1	Dreifort vs. Philadelphia, July 26
Fewest hits, complete game	3	Martinez vs. Atlanta, May 24
Most strikeouts, starter	11	(4 times by 2 players, last: Nomo at Hou., Sept. 14)
Most strikeouts, reliever	6	Dreifort at Cincinnati, Aug. 8
Most consecutive scoreless innings, starter	17.0	Astacio (July 19-29)
Most consecutive scoreless innings, reliever	14.1	Osuna (Aug. 1-29)
Longest winning streak	6 games	Marlínz (May 24-Sept. 5)
Longest losing streak	7 games	Astacio (May 13-June 24)

## MISCELLANEOUS TEAM

Longest winning streak	8 games	July 1-11
Longest losing streak	6 games	May 18-23
Longest game, innings	15	vs. New York, April 7; at St. Louis, Sept. 15
Longest game, time	3:43	vs. San Diego, June 27
Longest game, time (extra innings)	5:00	vs. New York, April 7 (15 innings)
Shortest game, time	2:14	at Philadelphia, May 1
Largest crowd, home	54,213	vs. Seattle, Aug. 31
Largest crowd, road	57,345	at Seattle, June 14
Smallest crowd, home	24,585	vs. Houston, June 9
Smallest crowd, road	13,759	at New York, April 16
Largest winning margin	11	at San Francisco, June 21; vs. SF, July 10
Largest losing margin	14	at Atlanta, April 28

## LOS ANGELES DODGERS 1997 PLAYER TRANSACTIONS

**Opening Day Roster: Pitchers (11)** Pedro Astacio, Tom Candiotti, Darren Dreifort, Mark Guthrie, Darren Hall, Ramon Martinez, Hideo Nomo, Chan Ho Park, Scott Radinsky, Ismael Valdes and Todd Worrell. **Catchers (2)** Mike Piazza and Tom Prince. **Infielders (7)** Juan Castro, Chad Fonville, Wilton Guerrero, Greg Gagne, Chip Hale, Eric Karros and Todd Zeile. **Outfielders (5)** Billy Ashley, Brett Butler, Todd Hollandsworth, Wayne Kirby and Raul Mondesi.

Date	Player	Transaction
March 27	<b>Darren Dreifort</b>	Placed on 15-day DL list (right elbow)
	<b>Rick Gorecki</b>	Placed on 15-day DL list (right shoulder)
Jan. 8	Eric Karros	Agrees to four-year contract through 2000 season
Jan. 9	Darren Hall	Agrees to one-year contract through 1997 season
Jan. 17	Pedro Astacio	Agrees to one-year contract through 1997 season
Jan. 21	Mike Piazza	Agrees to two-year contract through 1998 season
Feb. 10	Ken Huckaby	Agrees to one-year contract through 1997 season
	Jesus Martinez	Agrees to one-year contract through 1997 season
Feb. 15	Chad Fonville	Agrees to one-year contract through 1997 season
Feb. 18	Mike Harkey	Agrees to minor league contract and is invited to spring training camp as a non-roster invitee
Feb. 20	Juan Castro	Agrees to one-year contract through 1997 season
Feb. 22	Antonio Osuna	Agrees to one-year contract through 1997 season
Feb. 25	Chan Ho Park	Agrees to one-year contract through 1997 season
Feb. 26	Ismael Valdes	Agrees to two-year contract through 1998 season
	Wilton Guerrero	Agrees to one-year contract through 1997 season
March 4	Billy Ashley	Agrees to one-year contract through 1997 season
	Todd Hollandsworth	Agrees to one-year contract through 1997 season
March 12	Rick Parker	Assigned to Albuquerque
	Garey Ingram	Assigned to San Antonio
	Ken Huckaby	Assigned to Albuquerque
	Jesus Martinez	Assigned to Albuquerque
March 17	John Wehner	Given his unconditional release
March 24	<b>Nelson Liriano</b>	Placed on 15-day DL (right shoulder tendinitis)
March 25	<b>Roger Cedeño</b>	Placed on 15-day DL (strained left hip flexor)
March 28	Karim Garcia	Optioned to Albuquerque
March 30	Narciso Elvira	Assigned to Albuquerque
	Antonio Osuna	Optioned to Albuquerque
April 13	Nelson Liriano	Reinstated from 15-day DL
	Chad Fonville	Optioned to Albuquerque
April 17	Roger Cedeño	Reinstated from 15-day DL and optioned to Albuquerque
April 28	Eric Anthony	Agrees to minor league contract
May 6	Chip Hale	Optioned to Albuquerque
	Eddie Williams	Contract purchased from Albuquerque
May 7	<b>Brett Butler</b>	Placed on 15-day DL (superior labral tear in left shoulder)
	Eric Anthony	Contract purchased from Albuquerque
May 14	<b>Darren Dreifort</b>	Placed on 15-day DL (right elbow tendinitis)
	Antonio Osuna	Recalled from Albuquerque
May 21	Roger Cedeño	Recalled from Albuquerque
	Wayne Kirby	Designated for assignment
June 2	Wilton Guerrero	Suspended eight games and fined an undisclosed amount by the National League for using an illegal bat
	Wayne Kirby	Cleared waivers and accepted outright assignment to Albuquerque
June 3	Brett Butler	Reinstated from 15-day DL
	Eddie Williams	Optioned to Albuquerque
June 5	<b>Juan Castro</b>	Placed on 15-day DL (right knee sprain)
	Chad Fonville	Recalled from Albuquerque
June 13	Todd Hollandsworth	Optioned to Albuquerque
	Karim Garcia	Recalled from Albuquerque
June 17	Darren Dreifort	Reinstated from 15-day DL
	Tripp Cromer	Contract purchased from Albuquerque
	Chad Fonville	Optioned to Albuquerque
	Eric Anthony	Designated for assignment

## LOS ANGELES DODGERS 1997 PLAYER TRANSACTIONS (Continued)

Date	Player	Transaction
June 23	<b>Ramon Martinez</b>	Placed on 15-day DL (partial tear in his right rotator cuff)
	Mike Harkey	Contract purchased from Albuquerque
	Ken Huckaby	Designated for assignment from Albuquerque
June 30	Karim Garcia	Optioned to Albuquerque
	Todd Hollandsworth	Recalled from Albuquerque
July 10	<b>Ismael Valdes</b>	Placed on 15-day disabled list (left hamstring strain)
	Eric Anthony	Contract purchased from Albuquerque
	David Spykstra	Designated from Albuquerque
July 13	Dennis Reyes	Contract purchased from Albuquerque
	Mike Harkey	Optioned to Albuquerque
	Ted Warrecker	Designated for assignment from San Bernardino
July 25	Dennis Reyes	Optioned to Albuquerque
	Henry Blanco	Recalled from Albuquerque
July 28	Ismael Valdes	Reinstated from 15-day DL
	Henry Blanco	Optioned to Albuquerque
July 31	<b>Tripp Cromer</b>	Placed on 15-day DL (left elbow strain)
	Adam Riggs	Recalled from Albuquerque
Aug. 1	Juan Castro	Reinstated from 15-day DL and optioned to Albuquerque
Aug. 2	<b>Todd Hollandsworth</b>	Placed on 15-day DL (fractured right elbow)
	Wayne Kirby	Contract purchased from Albuquerque
Aug. 9	Eddie Williams	Traded to Pittsburgh for minor league pitcher Hal Garrett
Aug. 12	Otis Nixon	Acquired in a trade with Toronto for minor league catcher Bobby Cripps
	Eric Anthony	Designated for assignment
Aug. 16	Wayne Kirby	Optioned to Albuquerque
	Todd Hollandsworth	Reinstated from 15-day DL
Aug. 18	Eric Young	Acquired in a trade with Colorado for pitcher Pedro Astacio
Aug. 19	<b>Todd Hollandsworth</b>	Placed on 15-day DL (fractured right elbow)
	Juan Castro	Recalled from Albuquerque
Aug. 20	Eddie Murray	Agrees to a minor league contract
Aug. 22	Wilton Guerrero	Optioned to Albuquerque
	Dennis Reyes	Recalled from Albuquerque
Aug. 26	<b>Roger Cedeño</b>	Placed on 15-day DL (fractured metatarsal in his left foot)
	Garey Ingram	Recalled from San Antonio
Aug. 27	Darren Lewis	Acquired in a trade from the Chicago White Sox for a player to be named
	Dennis Reyes	Optioned to Albuquerque
Sept. 2	Chip Hale	Designated for assignment
	Eric Anthony	Contract purchased from Albuquerque
	Henry Blanco	Recalled from Albuquerque
	Wilton Guerrero	Recalled from Albuquerque
	Mike Harkey	Recalled from Albuquerque
	Wayne Kirby	Recalled from Albuquerque
	Paul Konerko	Contract purchased from Albuquerque
	Eddie Murray	Contract purchased from Albuquerque
	Dennis Reyes	Recalled from Albuquerque
	Adam Riggs	Recalled from Albuquerque
Chad Fonville	Named the "player to be named" in a trade with the Chicago White Sox on Aug. 27 that sent Darren Lewis to the Dodgers	
Sept. 3	<b>Tripp Cromer</b>	Placed on 60-day DL
Sept. 3	Chip Hale	Given his unconditional release
Sept. 6	Todd Hollandsworth	Reinstated from DL
Sept. 9	Rick Gorecki	Recalled from San Antonio
Sept. 19	Mike Judd	Contract purchased from San Antonio
Sept. 25	<b>Karim Garcia</b>	Placed on 60-day DL
	<b>Roger Cedeño</b>	Placed on 60-day DL
Oct. 3	Matt Luke	Claimed on waivers from the New York Yankees
	Eric Anthony	Elects free agency instead of outright assignment
	Wayne Kirby	Elects free agency instead of outright assignment
	Nelson Liriano	Elects free agency instead of outright assignment

## LOS ANGELES DODGERS 1997 PLAYER TRANSACTIONS (Continued)

Date	Player	Transaction
Oct. 6	Mike Harkey	Elects free agency instead of outright assignment
	Jim Bruske	Claimed on waivers from the San Diego Padres
Oct. 9	Greg Gagne	Elects free agency after the Dodgers decline to pick up the option year in his contract for 1998
Oct. 27	Darrin Lewis	Elects free agency
	Otis Nixon	Elects free agency
Oct. 28	Tom Candiotti	Elects free agency
	Todd Worrell	Elects free agency
Nov. 20	Kevin Gibbs	Contract purchased from San Antonio
	Mike Metcalfe	Contract purchased from San Bernardino
	Brian Richardson	Contract purchased from San Antonio
	Will Brunson	Contract purchased from Albuquerque
	Ignacio Flores	Contract purchased from San Antonio
	Paul LoDuca	Contract purchased from San Antonio
	Angel Pena	Contract purchased from San Bernardino
Nov. 24	Tom Prince	Agrees to one-year contract through 1998 season
Dec. 3	Trenidad Hubbard	Agrees to one-year contract through 1998 season
Dec. 4	Todd Worrell	Announces his retirement
Dec. 8	Jose Vizcaino	Agrees to three-year contract through 2000 season
Dec. 15	Frank Lankford	Selected in the Rule 5 Draft
	Marc Deschenes	Selected in the Rule 5 Draft
Dec. 17	Tim Scott	Agrees to a minor league contract and is invited to spring training as a non-roster invitee
	Ricky Otero	Agrees to a minor league contract and is invited to spring training as a non-roster invitee
Dec. 22	Eric Anthony	Agrees to a minor league contract and is invited to spring training as a non-roster invitee
Jan. 7	Thomas Howard	Agrees to a minor league contract and is invited to spring training as a non-roster invitee.
Jan. 12	Mark Gubicza	Agrees to a minor league contract and is invited to spring training as a non-roster invitee
	Sug Chung	Agrees to a minor league contract and is invited to spring training as a non-roster invitee
Jan. 14	Darren Dreifort	Agrees to a one-year contract through 1998 season
Jan. 15	Eric Young	Agrees to a four-year contract through 2001 season
	Darren Hall	Agrees to a two-year contract through 1999 season
	Billy Ashley	Agrees to a one-year contract through 1998 season
Jan. 16	Mike Devereaux	Agrees to a minor league contract and is invited to spring training as a non-roster invitee
Jan. 23	Raul Mondesi	Agrees to a four-year contract through 2001 season with a club option for 2002 and 2003

Note: **Bold** indicates player on the disabled list.

## 1997 FINAL STANDINGS

## National League West

Club	W-L	Pct.	GB	Home	Road	East	Central	West	A.L.
San Francisco	90-72	.556	—	48-33	42-39	31-24	27-28	22-14	10-6
<b>Los Angeles</b>	<b>88-74</b>	<b>.543</b>	<b>2.0</b>	<b>47-34</b>	<b>41-40</b>	<b>32-23</b>	<b>29-26</b>	<b>18-18</b>	<b>9-7</b>
Colorado	83-79	.512	7.0	47-34	36-45	30-25	31-24	13-23	9-7
San Francisco	76-86	.469	14.0	39-42	37-44	22-33	27-28	19-17	8-8

## National League Central

Club	W-L	Pct.	GB	Home	Road	East	Central	West	A.L.
Houston	84-78	.519	—	46-35	38-43	27-28	31-17	22-22	4-11
Pittsburgh	79-83	.488	5.0	43-38	36-45	26-29	24-24	22-22	7-8
Cincinnati	76-86	.469	8.0	40-41	36-45	23-32	24-24	20-24	9-6
St. Louis	73-89	.451	11.0	41-40	32-49	21-34	20-28	24-20	8-7
Chicago	68-94	.420	16.0	42-39	26-55	20-35	21-27	18-26	9-6

## National League East

Club	W-L	Pct.	GB	Home	Road	East	Central	West	A.L.
Atlanta	101-61	.623	—	50-31	51-30	29-19	38-17	26-18	8-7
Florida	92-70	.568	9.0	52-29	40-41	25-23	34-21	21-23	12-3
New York	88-74	.543	13.0	50-31	38-43	29-19	34-21	18-26	7-8
Montreal	78-84	.481	23.0	45-36	33-48	18-30	26-29	22-22	12-3
Philadelphia	68-94	.420	33.0	38-43	30-51	19-29	26-29	18-26	5-10

## American League West

Club	W-L	Pct.	GB	Home	Road	East	Central	West	N.L.
Seattle	90-72	.556	—	45-36	45-36	30-25	32-23	21-15	7-9
Anaheim	84-78	.519	6.0	46-36	38-42	25-30	30-25	25-11	4-12
Texas	77-85	.475	13.0	39-42	38-43	21-34	31-24	15-21	10-6
Oakland	65-97	.401	25.0	35-46	30-51	22-33	25-30	11-25	7-9

## American League Central

Club	W-L	Pct.	GB	Home	Road	East	Central	West	N.L.
Cleveland	86-75	.534	—	44-37	42-38	27-28	31-16	19-25	9-6
Chicago	80-81	.497	6.0	45-36	35-45	25-30	26-21	21-23	8-7
Milwaukee	78-83	.484	8.0	47-33	31-50	27-28	22-25	21-23	8-7
Minnesota	68-94	.420	18.5	35-46	33-48	17-38	22-26	22-22	7-8
Kansas City	67-94	.416	19.0	33-47	34-47	25-30	17-30	19-25	6-9

## American League East

Club	W-L	Pct.	GB	Home	Road	East	Central	West	N.L.
Baltimore	98-64	.605	—	46-35	52-29	25-23	33-22	32-12	8-7
New York	96-66	.593	2.0	47-33	49-33	29-19	38-17	24-20	5-10
Detroit	79-83	.488	19.0	42-39	37-44	21-27	26-29	24-20	8-7
Boston	78-84	.481	20.0	39-42	39-42	22-26	28-27	22-22	6-9
Toronto	76-86	.469	22.0	42-39	34-47	23-25	29-26	20-24	4-11

## BEST RECORDS SINCE 1988

The Dodgers rank second in the National League and third in the majors with an 808-743 record (.521) since the beginning of the 1988 season.

Team	Record	Pct.
Atlanta Braves	833-717	.537
Oakland Athletics	815-739	.524
<b>Los Angeles Dodgers</b>	<b>808-743</b>	<b>.521</b>
Montreal Expos	805-748	.518
Toronto Blue Jays	805-750	.518

## 1997 NATIONAL LEAGUE CLUB BATTING

Club	Avg.	G	AB	R	H	TB	2B	3B	HR	RBI	SH	SF	HP	BB	IBB	SO	SB
COL.	.288	162	5603	923	1611	2677	269	40	239	869	73	35	63	562	35	1060	137
S.D.	.271	162	5609	795	1519	2282	275	16	152	761	63	58	35	604	38	1129	140
ATL.	.270	162	5528	791	1490	2354	268	37	174	755	83	52	52	597	45	1160	108
<b>L.A.</b>	<b>.268</b>	<b>162</b>	<b>5544</b>	<b>742</b>	<b>1488</b>	<b>2318</b>	<b>242</b>	<b>33</b>	<b>174</b>	<b>706</b>	<b>105</b>	<b>36</b>	<b>33</b>	<b>498</b>	<b>46</b>	<b>1079</b>	<b>131</b>
CHI.	.263	162	5489	687	1444	2172	269	39	127	642	83	38	34	451	40	1003	116
N.Y.	.262	162	5524	777	1448	2237	274	28	153	741	58	59	57	550	45	1029	97
PGH.	.262	162	5503	725	1440	2222	291	52	129	686	77	47	92	481	27	1161	160
HOU.	.259	162	5502	777	1427	2220	314	40	133	720	74	53	100	633	63	1085	171
FLA.	.259	162	5439	740	1410	2146	272	28	136	703	71	42	61	686	55	1074	115
S.F.	.258	162	5485	784	1415	2271	266	37	172	746	64	59	46	642	72	1120	121
MON.	.258	162	5526	691	1423	2346	339	34	172	659	72	40	73	420	39	1084	75
PHI.	.255	162	5443	668	1390	2098	290	35	116	622	74	50	40	519	32	1032	92
ST.L.	.255	162	5524	689	1409	2188	269	39	144	654	58	44	42	543	54	1191	164
CIN.	.253	162	5484	651	1386	2135	269	27	142	612	75	30	45	518	35	1113	190
Totals	.263		77203		20300		3907		2163		1030		773		626		1817
		1134		10440		31666		485		9876		643		7704		15320	

## 1997 NATIONAL LEAGUE CLUB PITCHING

Club	W-L	ERA	G	CG	SHO	SV	IP	H	R	ER	HR	HB	BB	IBB	SO	WP
ATL.	101-61	3.18	162	21	17	37	1465.2	1319	581	518	111	31	450	56	1196	38
<b>L.A.</b>	<b>88-74</b>	<b>3.62</b>	<b>162</b>	<b>6</b>	<b>6</b>	<b>45</b>	<b>1459.1</b>	<b>1325</b>	<b>645</b>	<b>587</b>	<b>163</b>	<b>45</b>	<b>546</b>	<b>36</b>	<b>1232</b>	<b>36</b>
HOU.	84-78	3.66	162	16	12	37	1459.0	1379	660	594	134	52	511	25	1138	46
FLA.	92-70	3.83	162	12	10	39	1446.2	1353	669	615	131	63	639	39	1188	41
ST.L.	73-89	3.88	162	5	3	39	1455.2	1422	708	627	124	59	536	34	1130	48
N.Y.	88-74	3.95	162	7	8	49	1459.1	1452	709	640	160	47	504	43	982	47
MON.	78-84	4.14	162	27	14	37	1447.0	1365	740	665	149	63	557	45	1138	52
PGH.	79-83	4.28	162	6	8	41	1436.0	1503	760	683	143	64	560	71	1080	61
S.F.	90-72	4.39	162	5	9	45	1446.0	1494	793	706	160	39	578	57	1044	48
CIN.	76-86	4.41	162	5	8	49	1449.0	1408	764	710	173	77	558	62	1159	64
CHI.	68-94	4.44	162	6	4	37	1429.0	1451	759	705	185	43	590	51	1072	35
PGH.	68-94	4.85	162	13	7	35	1420.1	1441	840	765	171	58	616	42	1209	73
S.D.	76-86	4.98	162	5	2	43	1450.0	1581	891	803	172	61	596	37	1059	58
COL.	83-79	5.25	162	9	5	38	1432.2	1697	908	836	196	67	566	23	870	50
Totals		4.20		143		571		20190		9454		769		621		697
	1114-1124		1134		113		20255.2		10427		2172		7807		15497	

## 1997 NATIONAL LEAGUE CLUB FIELDING

Club	Pct.	G	PO	A	E	TC	DP	TP	PB
Colorado	.983	162	4298	1945	111	6354	202	0	5
Cincinnati	.982	162	4347	1576	106	6029	129	0	13
Philadelphia	.982	162	4261	1547	108	5916	134	0	16
Atlanta	.982	162	4397	1669	114	6180	136	0	11
Chicago	.981	162	4287	1605	112	6004	117	1	16
New York	.981	162	4378	1881	120	6379	165	0	10
Florida	.981	162	4340	1647	116	6103	167	0	7
<b>Los Angeles</b>	<b>.981</b>	<b>162</b>	<b>4378</b>	<b>1561</b>	<b>116</b>	<b>6055</b>	<b>104</b>	<b>0</b>	<b>11</b>
St. Louis	.980	162	4367	1739	123	6229	156	0	18
San Francisco	.980	162	4338	1799	125	6262	157	0	9
Houston	.979	162	4377	1874	131	6382	169	0	6
Pittsburgh	.979	162	4308	1833	131	6272	149	0	11
San Diego	.979	162	4350	1819	132	6301	132	1	8
Montreal	.979	162	4341	1697	132	6170	150	0	13
Totals	.981	1134	60767	24192	1677	86636	2067	2	154

1997 NATIONAL LEAGUE CLUB MISCELLANEOUS

Club	Doubleheaders								
	vs. LHS	vs. RHS	Grass	Artif.	Day	Night	1-Run	X-Inn.	W-L-S
Atlanta	27-14	74-47	78-53	23-8	27-21	74-40	33-20	10-10	0-0-1
Chicago	18-20	50-74	56-76	12-18	45-47	23-47	24-26	3-8	1-0-2
Cincinnati	14-18	62-68	21-34	55-52	21-39	55-47	18-17	8-8	1-0-1
Colorado	20-19	63-60	72-60	11-19	42-36	41-43	19-17	4-5	0-1-0
Florida	18-15	74-55	75-57	17-13	26-28	66-42	32-22	9-5	0-0-1
Houston	14-27	70-51	26-32	58-46	27-23	57-55	19-25	8-11	0-0-0
<b>Los Angeles</b>	<b>26-25</b>	<b>62-49</b>	<b>72-61</b>	<b>16-13</b>	<b>27-19</b>	<b>61-55</b>	<b>19-24</b>	<b>9-8</b>	<b>0-0-2</b>
Montreal	24-18	54-66	23-33	55-51	26-26	52-58	28-25	4-12	1-0-0
New York	31-18	57-56	75-60	13-14	37-26	51-48	21-27	11-7	0-1-3
Philadelphia	12-28	56-66	20-39	48-55	19-32	49-62	23-20	5-6	1-2-3
Pittsburgh	21-14	58-69	26-28	53-55	22-21	53-55	22-21	6-6	0-0-2
St. Louis	21-17	52-72	60-69	13-20	25-31	48-58	20-33	6-11	1-0-0
San Diego	17-20	59-66	62-66	14-20	28-28	48-58	21-16	11-6	0-2-0
San Francisco	21-20	69-52	74-60	16-12	41-33	49-39	23-17	11-3	1-0-1

1997 NATIONAL LEAGUE BATTING DEPARTMENTAL LEADERS

Batting Average

.372	Gwynn, T.	San Diego
.366	Walker, L.	Colorado
<b>.362</b>	<b>Piazza, M.</b>	<b>Los Angeles</b>
.333	Lofton, K.	Atlanta
.327	Joyner, W.	San Diego
.319	Grace, M.	Chicago
.318	Galarraga, A.	Colorado
.315	Alfonzo, E.	New York
<b>.310</b>	<b>Mondesi, R.</b>	<b>Los Angeles</b>
.309	Biggio, C.	Houston

Walks

145	Bonds, B.	San Francisco
127	Bagwell, J.	Houston
121	Sheffield, G.	Florida
96	Snow, J.	San Francisco
95	Lankford, R.	St. Louis
88	Grace, M.	Chicago
85	Olerud, J.	New York
<b>85</b>	<b>Zeile, T.</b>	<b>Los Angeles</b>
84	Biggio, C.	Houston
83	Hundley, T.	New York

Runs

146	Biggio, C.	Houston
143	Walker, L.	Colorado
123	Bonds, B.	San Francisco
120	Galarraga, A.	Colorado
109	Bagwell, J.	Houston
<b>106</b>	<b>Young, E.</b>	<b>Los Angeles</b>
<b>104</b>	<b>Piazza, M.</b>	<b>Los Angeles</b>
101	Finley, S.	San Diego
100	Jones, C.	Atlanta
97	Gwynn, T.	San Diego

Home Runs

49	Walker, L.	Colorado
43	Bagwell, J.	Houston
41	Galarraga, A.	Colorado
<b>40</b>	<b>Piazza, M.</b>	<b>Los Angeles</b>
40	Castilla, V.	Colorado
40	Bonds, B.	San Francisco
36	Sosa, S.	Chicago
32	Burks, E.	Colorado
31	3 Players Tied	

Doubles

54	Grudzielanek, M.	Montreal
49	Gwynn, T.	San Diego
46	Walker, L.	Colorado
45	Lansing, M.	Montreal
<b>42</b>	<b>Mondesi, R.</b>	<b>Los Angeles</b>
41	Jones, C.	Atlanta
40	Bagwell, J.	Houston
40	Morandini, M.	Philadelphia
39	Clayton, R.	St. Louis
39	Bonilla, B.	Florida

Hits

220	Gwynn, T.	San Diego
208	Walker, L.	Colorado
<b>201</b>	<b>Piazza, M.</b>	<b>Los Angeles</b>
<b>191</b>	<b>Mondesi, R.</b>	<b>Los Angeles</b>
191	Biggio, C.	Houston
191	Galarraga, A.	Colorado
186	Castilla, V.	Colorado
178	Womack, T.	Pittsburgh
177	Grace, M.	Chicago
177	Grudzielanek, M.	Montreal

## 1997 NATIONAL LEAGUE BATTING DEPARTMENTAL LEADERS (Continued)

## Triples

14	DeShields, D.	St. Louis
10	Perez, N.	Colorado
<b>9</b>	<b>Guerrero, W.</b>	<b>Los Angeles</b>
9	Womack, T.	Pittsburgh
9	Randa, J.	Pittsburgh
<b>8</b>	<b>Young, E.</b>	<b>Los Angeles</b>
8	Biggio, C.	Houston
8	Johnson, L.	Chicago
8	Daulton, D.	Florida
7	5 Players Tied	

## On-Base Percentage

.452	Walker, L.	Colorado
.446	Bonds, B.	San Francisco
<b>.431</b>	<b>Piazza, M.</b>	<b>Los Angeles</b>
.425	Bagwell, J.	Houston
.424	Sheffield, G.	Florida
.415	Biggio, C.	Houston
.411	Lankford, R.	St. Louis
.409	Lofton, K.	Atlanta
.409	Gwynn, T.	San Diego
.409	Grace, M.	Chicago

## Runs Batted In

140	Galarraga, A.	Colorado
135	Bagwell, J.	Houston
130	Walker, L.	Colorado
<b>124</b>	<b>Piazza, M.</b>	<b>Los Angeles</b>
121	Kent, J.	San Francisco
119	Sosa, S.	Chicago
119	Gwynn, T.	San Diego
118	Bichette, D.	Colorado
115	Alou, M.	Florida
113	Castilla, V.	Colorado

## Total Bases

409	Walker, L.	Colorado
<b>355</b>	<b>Piazza, M.</b>	<b>Los Angeles</b>
351	Galarraga, A.	Colorado
335	Bagwell, J.	Houston
335	Castilla, V.	Colorado
<b>333</b>	<b>Mondesi, R.</b>	<b>Los Angeles</b>
324	Gwynn, T.	San Diego
311	Bonds, B.	San Francisco
310	Biggio, C.	Houston
308	Sosa, S.	Chicago

## Stolen Bases

60	Womack, T.	Pittsburgh
56	Sanders, D.	Cincinnati
55	DeShields, D.	St. Louis
47	Biggio, C.	Houston
<b>45</b>	<b>Young, E.</b>	<b>Los Angeles</b>
37	Bonds, B.	San Francisco
33	Walker, L.	Colorado
33	Veras, Q.	San Diego
32	3 Players Tied	

## Slugging Percentage

.720	Walker, L.	Colorado
<b>.638</b>	<b>Piazza, M.</b>	<b>Los Angeles</b>
.592	Bagwell, J.	Houston
.585	Galarraga, A.	Colorado
.585	Lankford, R.	St. Louis
.585	Bonds, B.	San Francisco
.549	Hundley, T.	New York
.547	Castilla, V.	Colorado
.547	Gwynn, T.	San Diego
<b>.541</b>	<b>Mondesi, R.</b>	<b>Los Angeles</b>

## Multi-Hit Games

67	Gwynn, T.	San Diego
65	Walker, L.	Colorado
<b>62</b>	<b>Piazza, M.</b>	<b>Los Angeles</b>
57	Biggio, C.	Houston
<b>54</b>	<b>Young, E.</b>	<b>Los Angeles</b>
54	Jones, C.	Atlanta
<b>53</b>	<b>Mondesi, R.</b>	<b>Los Angeles</b>
51	Galarraga, A.	Colorado
51	Womack, T.	Pittsburgh
50	3 Players Tied	

## Grand Slams

3	Kent, J.	San Francisco
3	Bonilla, B.	Florida
3	Jones, C.	Atlanta
2	8 Players Tied	

## Hitting Streaks

23	Gonzalez, L.	Houston (May 26 - June 20)
22	Castilla, V.	Colorado (Aug. 9 - Sept. 1)
20	4 Players Tied	

## Extra-Base Hits

99	Walker, L.	Colorado
85	Bagwell, J.	Houston
<b>77</b>	<b>Mondesi, R.</b>	<b>Los Angeles</b>
75	Galarraga, A.	Colorado
<b>73</b>	<b>Piazza, M.</b>	<b>Los Angeles</b>
71	Sosa, S.	Chicago
71	Bonds, B.	San Francisco
70	Lankford, R.	St. Louis
69	Kent, J.	San Francisco
68	Gwynn, T.	San Diego

## Outfield Assists

17	Gilkey, B.	New York
16	Sosa, S.	Chicago
14	Sheffield, G.	Florida
14	Jones, A.	Atlanta
12	Walker, L.	Colorado
12	Glanville, D.	Chicago
10	5 Players Tied	

## 1997 NATIONAL LEAGUE PITCHING DEPARTMENTAL LEADERS

## Earned Run Average

1.90	Martinez, P.	Montreal
2.20	Maddux, G.	Atlanta
2.57	Kile, D.	Houston
<b>2.65</b>	<b>Valdes, I.</b>	<b>Los Angeles</b>
2.69	Brown, K.	Florida
2.89	Reed, R.	New York
2.96	Glavine, T.	Atlanta
2.97	Neagle, D.	Atlanta
2.97	Schilling, C.	Philadelphia
3.02	Smoltz, J.	Atlanta

## Saves

42	Shaw, J.	Cincinnati
37	Hoffman, T.	San Diego
37	Beck, R.	San Francisco
36	Franco, J.	New York
36	Eckersley, D.	St. Louis
35	Nen, R.	Florida
<b>35</b>	<b>Worrell, T.</b>	<b>Los Angeles</b>
34	Bottalico, R.	Philadelphia
33	Wohlers, M.	Atlanta
29	Loiselle, R.	Pittsburgh

## Games

89	Tavarez, J.	San Francisco
84	Belinda, S.	Cincinnati
78	Shaw, J.	Cincinnati
77	Rojas, M.	New York
76	Patterson, B.	Chicago
76	Spradlin, J.	Philadelphia
<b>75</b>	<b>Radinsky, S.</b>	<b>Los Angeles</b>
75	Henry, D.	San Francisco
74	3 Players Tied	

## Winning Percentage

.826	Maddux, G.	Atlanta
	(19-4)	
.800	Neagle, D.	Atlanta
	(20-5)	
.792	Estes, S.	San Francisco
	(19-5)	
.731	Kile, D.	Houston
	(19-7)	
.688	Juden, J.	Montreal
	(11-5)	
.684	Rueter, K.	San Francisco
	(13-6)	
.680	Martinez, P.	Montreal
	(17-8)	
<b>.667</b>	<b>Martinez, R.</b>	<b>Los Angeles</b>
	<b>(10-5)</b>	
.667	Glavine, T.	Atlanta
	(14-7)	
.667	Brown, K.	Florida
	(16-8)	

## Wins

20	Neagle, D.	Atlanta
19	Kile, D.	Houston
19	Maddux, G.	Atlanta
19	Estes, S.	San Francisco
17	Martinez, P.	Montreal
17	Fernandez, A.	Florida
17	Schilling, C.	Philadelphia
16	Brown, K.	Florida
15	3 Players Tied	

## Games Started

35	Schilling, C.	Philadelphia
35	Smoltz, J.	Atlanta
34	Neagle, D.	Atlanta
34	Kile, D.	Houston
34	Trachsel, S.	Chicago
34	Hampton, M.	Houston
33	6 Players Tied	

## Innings Pitched

256.0	Smoltz, J.	Atlanta
255.2	Kile, D.	Houston
254.1	Schilling, C.	Philadelphia
241.1	Martinez, P.	Montreal
240.0	Glavine, T.	Atlanta
237.1	Brown, K.	Florida
233.1	Neagle, D.	Atlanta
232.2	Maddux, G.	Atlanta
223.0	Hampton, M.	Houston
220.2	Fernandez, A.	Florida

## Shutouts

5	Perez, C.	Montreal
4	Martinez, P.	Montreal
4	Neagle, D.	Atlanta
4	Kile, D.	Houston
2	10 Players Tied	

## Winning Streaks

10	Kile, D.	Houston
	(June 20 - Aug. 22)	
10	Maddux, G.	Atlanta
	(June 17 - Aug. 22)	
9	Hernandez, L.	Florida
	(June 28 - Aug. 31)	
8	3 Players Tied	

## Complete Games

13	Martinez, P.	Montreal
8	Perez, C.	Montreal
7	Schilling, C.	Philadelphia
7	Smoltz, J.	Atlanta
7	Hampton, M.	Houston
6	Kile, D.	Houston
6	Brown, K.	Florida
5	4 Players Tied	

## 1997 NATIONAL LEAGUE PITCHING DEPARTMENTAL LEADERS (Continued)

## Strikeouts

319	Schilling, C.	Philadelphia
305	Martinez, P.	Montreal
241	Smoltz, J.	Atlanta
<b>233</b>	<b>Nomo, H.</b>	<b>Los Angeles</b>
205	Kile, D.	Houston
205	Brown, K.	Florida
183	Fernandez, A.	Florida
181	Estes, S.	San Francisco
177	Maddux, G.	Atlanta
175	Benes, A.	St. Louis

## Opponents Batting Average Against

.184	Martinez, P.	Montreal
<b>.213</b>	<b>Park, C.</b>	<b>Los Angeles</b>
.223	Estes, S.	San Francisco
.224	Schilling, C.	Philadelphia
.225	Kile, D.	Houston
.226	Glavine, T.	Atlanta
.230	Benes, A.	St. Louis
.231	Stottlemire, T.	St. Louis
.233	Neagle, D.	Atlanta
<b>.234</b>	<b>Valdes, I.</b>	<b>Los Angeles</b>

## LOS ANGELES DODGERS 1997 HOME RUNS BY PARKS

	ATL	CHI	CIN	COL	FLA	HST	MTL	NY	PHI	PGH	STL	SD	SF	ANA	SEA	TEX	OAK
	H-R	H-R	H-R	H-R	H-R	H-R	H-R	H-R	H-R	H-R	H-R	H-R	H-R	H-R	H-R	H-R	H-R
Anthony	1-0	0-0	0-0	0-0	0-0	0-0	0-0	0-0	0-0	0-0	0-1	0-0	0-0	0-0	0-0	0-0	0-0
Ashley	1-0	0-0	1-0	0-0	0-0	0-0	0-0	1-0	0-0	0-0	0-0	0-1	0-1	1-0	0-0	0-0	0-0
Blanco	0-0	0-0	0-0	0-1	0-0	0-0	0-0	0-0	0-0	0-0	0-0	0-0	0-0	0-0	0-0	0-0	0-0
Butler	0-0	0-0	0-0	0-0	0-0	0-0	0-0	0-0	0-0	0-0	0-0	0-0	0-0	0-0	0-0	0-0	0-0
Castro	0-0	0-0	0-0	0-0	0-0	0-0	0-0	0-0	0-0	0-0	0-0	0-0	0-0	0-0	0-0	0-0	0-0
Cedeño	0-0	0-0	1-0	0-0	0-0	0-0	0-0	0-0	1-0	0-0	0-0	0-0	1-0	0-0	0-0	0-0	0-0
Cromer	0-0	0-0	0-0	0-0	0-2	0-0	0-0	0-0	1-0	0-0	0-0	0-0	1-0	0-0	0-0	0-0	0-0
Gagne	0-1	0-1	0-0	1-0	0-1	0-0	1-0	0-0	0-0	0-1	0-0	0-0	1-2	0-0	0-0	0-0	0-0
Garcia	0-0	0-0	0-0	0-0	0-0	0-0	0-0	0-0	0-0	0-0	0-0	0-0	0-1	0-0	0-0	0-0	0-0
Guerrero	0-0	0-1	0-0	0-0	0-0	0-0	0-0	1-1	0-0	0-0	0-0	0-0	0-0	1-0	0-0	0-0	0-0
Hollandsworth	0-0	0-0	0-0	0-1	0-0	0-0	0-0	0-0	0-0	0-1	0-1	0-0	1-0	0-0	0-0	0-0	0-0
Ingram	0-0	0-0	0-0	0-0	0-0	0-0	0-0	0-0	0-0	0-0	0-0	0-0	0-0	0-0	0-0	0-0	0-0
Karros	1-1	0-0	0-0	1-3	1-2	1-0	1-1	0-2	1-0	0-0	0-1	2-2	0-1	0-1	2-3	2-0	1-1
Kirby	0-0	0-0	0-0	0-0	0-0	0-0	0-0	0-0	0-0	0-0	0-0	0-0	0-0	0-0	0-0	0-0	0-0
Konerko	0-0	0-0	0-0	0-0	0-0	0-0	0-0	0-0	0-0	0-0	0-0	0-0	0-0	0-0	0-0	0-0	0-0
Lewis	0-0	0-0	0-0	0-1	0-0	0-0	0-0	0-0	0-0	0-0	0-0	0-0	0-0	0-0	0-0	0-0	0-0
Liriano	0-0	0-1	0-0	0-0	0-0	0-0	0-0	0-0	0-0	0-0	0-0	0-0	0-0	0-0	0-0	0-0	0-0
Mondesi	1-3	0-4	1-0	2-2	1-1	3-0	0-0	2-0	1-0	1-2	0-0	0-1	1-1	1-0	0-0	2-0	0-0
Murray	0-0	0-0	0-0	0-0	0-0	0-0	0-0	0-0	0-0	0-0	0-0	0-0	0-0	0-0	0-0	0-0	0-0
Nixon	0-0	0-0	0-0	0-0	0-0	0-0	0-0	0-0	0-0	0-0	0-0	0-0	0-1	0-0	0-0	0-0	0-0
Piazza	1-1	2-0	1-1	2-4	1-1	2-1	1-3	0-1	4-1	0-2	1-2	2-0	3-0	0-0	1-1	1-0	0-0
Prince	0-0	0-0	0-0	0-0	0-0	0-0	0-0	2-0	0-0	0-0	0-0	0-0	0-0	0-0	0-0	0-1	0-0
Riggs	0-0	0-0	0-0	0-0	0-0	0-0	0-0	0-0	0-0	0-0	0-0	0-0	0-0	0-0	0-0	0-0	0-0
Young	0-0	0-0	0-0	0-1	0-0	0-0	0-0	0-0	0-1	0-0	0-0	0-0	0-0	0-0	0-0	0-0	0-0
Zeile	0-0	0-2	0-0	0-5	4-0	2-1	1-2	1-0	1-2	1-0	0-1	3-1	1-0	3-0	0-0	0-0	0-0
<b>Totals</b>	<b>5-6</b>	<b>2-9</b>	<b>4-1</b>	<b>5-19</b>	<b>7-7</b>	<b>8-2</b>	<b>3-7</b>	<b>7-4</b>	<b>9-4</b>	<b>3-5</b>	<b>1-6</b>	<b>7-5</b>	<b>9-7</b>	<b>6-1</b>	<b>3-4</b>	<b>5-1</b>	<b>1-1</b>

## PIAZZA JOINS STARGELL AS ONLY PLAYERS TO HIT BALL OUT OF DODGER STADIUM

Mike Piazza joined Willie Stargell as the only players to hit a ball out of Dodger Stadium. Piazza hit a 478-foot blast off Colorado's Frank Castillo in the third inning on Sept. 21, 1997 that hit the left field pavilion roof. Hall of Famer Willie Stargell is the only other player to accomplish the feat — and he did it twice. Stargell hit the first ball on Aug. 5, 1969 off Alan Foster that cleared the right field pavilion landing 506 feet, 6 inches away. The second blast on May 8, 1973 off Andy Messersmith hit the right field pavilion roof and landed 470 feet from home plate.

## 1997 HOME RUNS vs. LOS ANGELES DODGERS

Atlanta (11)	in L.A.	at ATL
Blauser	1	1
Graffanino	0	1
A. Jones	0	1
Klesko	3	0
Lopez	0	2
McGriff	0	2
<b>Totals:</b>	<b>4</b>	<b>7</b>

Chicago (14)	in L.A.	at CHI
Glanville	0	1
Grace	0	1
Hansen	1	0
Hernandez	1	0
McRae	0	2
Orie	0	1
Sandberg	0	3
Sosa	1	3
<b>Totals:</b>	<b>3</b>	<b>11</b>

Cincinnati (9)	in L.A.	at CIN
Oliver	0	1
Perez	2	1
D. Sanders	1	0
R. Sanders	1	2
Stynes	0	1
<b>Totals:</b>	<b>4</b>	<b>5</b>

Colorado (14)	in L.A.	at COL
Bichette	0	2
Castilla	1	0
Walker	1	1
Reed	2	3
Galarraga	1	1
Burks	2	0
<b>Totals:</b>	<b>7</b>	<b>7</b>

Florida (14)	in L.A.	at FLA
Abbott	1	0
Alou	1	1
Bonilla	1	0
Conine	1	1
Daulton	1	0
Floyd	3	0
Johnson	0	1
Renteria	1	0
Sheffield	1	0
White	1	0
<b>Totals:</b>	<b>11</b>	<b>3</b>

Houston (8)	in L.A.	at HST
Bagwell	0	2
Bell	0	1
Biggio	3	0
Gonzalez	0	1
Howard	1	0
<b>Totals:</b>	<b>4</b>	<b>4</b>

Montreal (7)	in L.A.	at MTL
Fletcher	0	2
Lansing	1	1
Rodriguez	0	1
Segui	0	1
Strange	1	0
<b>Totals:</b>	<b>2</b>	<b>5</b>

New York (6)	in L.A.	at N.Y.
Alfonzo	1	0
Baerga	1	1
Hundley	2	0
Huskey	1	0
<b>Totals:</b>	<b>5</b>	<b>1</b>

Philadelphia (6)	in L.A.	at PHI
Barron	0	1
Cummings	0	1
Jefferies	1	0
Lieberthal	1	1
Rolen	0	1
<b>Totals:</b>	<b>2</b>	<b>4</b>

Pittsburgh (6)	in L.A.	at PGH
Allensworth	1	0
Guillen	1	0
Martin	0	1
Randa	0	1
Smith	0	1
Ward	0	1
<b>Totals:</b>	<b>2</b>	<b>4</b>

St. Louis (13)	in L.A.	at STL
Clayton	1	0
DeShields	1	0
Gaetti	0	2
Gant	1	0
Lampkin	1	0
Lankford	3	2
Mabry	0	1
McGwire	0	1
<b>Totals:</b>	<b>7</b>	<b>6</b>

San Diego (15)	in L.A.	at S.D.
Caminiti	1	0
Finley	4	0
Flaherty	1	0
Gwynn	2*	
0		
Hamilton	1	1
Henderson	0	1
Jones	0	2
Joyner	0	1
Veras	0	1
<b>Totals:</b>	<b>9</b>	<b>6</b>

## 1997 HOME RUNS vs. LOS ANGELES DODGERS (Continued)

San Francisco (18)	in L.A.	at S.F.	Seattle (10)	in L.A.	at SEA
Wilkins	2	0	Buhner	1	0
Javier	0	1	Cruz	0	1
Mueller	0	1	Davis	0	1
Bonds	1	6	Griffey	1	1
Snow	0	2	E. Martinez	0	1
Lewis	1	1	Sheets	1	0
Kent	2	0	Sorrento	0	2
Johnson	0	1	Wilson	0	1
<b>Totals:</b>	<b>6</b>	<b>12</b>	<b>Totals:</b>	<b>3</b>	<b>7</b>

Anaheim (3)	in L.A.	at ANA	Texas (7)	in L.A.	at OAK
Erstad	0	1	Witt	1	0
Phillips	0	1	Gonzalez	1	1
Salmon	1	0	Palmer	1	0
<b>Totals:</b>	<b>1</b>	<b>2</b>	Rodriguez	1	1
			Stevens	0	1

Oakland (3)	in L.A.	at OAK	<b>Totals:</b>	<b>4</b>	<b>3</b>
Mayne	1	0			
Stairs	0	1			
Tejeda	1	0			
<b>Totals:</b>	<b>2</b>	<b>1</b>			

\*Hit a grand slam against Los Angeles pitching in 1997

## DODGERS ON THE INTERNET

Dodgers Online, the organization's official website on the internet's World Wide Web, is Major League Baseball's most state-of-the-art site with more than one gigabyte of information to explore. Fans can now explore more than 30 areas of Dodger information at [www.dodgers.com](http://www.dodgers.com).

The site, which went on-line on April 24, 1996, was designed by the Dodgers and has been accessed by more than eight million fans around the world. The Dodgers have won numerous internet awards, including the John C. Dvorak award for telecommunications excellence in August 1996, named the top-ranked Major League Baseball internet site by *Baseball Weekly* in its March 19, 1997 issue, and named the "internet pennant winner" by *Yahoo Internet Life* magazine in its August 1997 issue.

The Dodgers were also the first major league team to broadcast their games in five languages over the internet on Aug. 15, 1997. All Dodger broadcasts are available over the internet in English and Spanish and selected games in Korean, Japanese and Mandarin Chinese.

The site also has sections devoted to Japanese pitcher Hideo Nomo and Korean pitcher Chan Ho Park, live game updates, an in-depth cyber media guide, video and audio clips from all Dodger players, a section devoted to kids with baseball instructional tips from Dodger players and coaches, a 3-D tour of Dodger Stadium, and a guestbook for fans to leave messages and suggestions.

Dodgers Online can be accessed 24 hours a day from anywhere in the world and parts are available in five languages (English, Spanish, Japanese, Korean and Mandarin Chinese).

### THE LAST TIME IT HAPPENED

**Inside-the-park home run:**

Mitch Webster, 6/21/94 at San Diego

**Opponent inside-the-park home run:**

Tony Gwynn (San Diego), 6/26/97 at Dodger Stadium (grand slam)

**Back-to-back home runs:**

Roger Cedeno and Mike Piazza, 8/16/97 vs. Cincinnati

**Back-to-back-to-back home runs:**

Mike Piazza, Eric Karros and Todd Zeile, 6/1/97 at St. Louis

**Pinch-hit home run:**

Billy Ashley, 7/22/97 vs. New York

**Back-to-back pinch-hit home runs:**

Willie Crawford and Lee Lacy, 6/23/75 vs. St. Louis (9th inning)

**Postseason pinch-hit home run:**

Kirk Gibson, 10/15/88 vs. Oakland

**Grand slam:**

Todd Zeile, 9/7/97 vs. Florida

**Two grand slams in a game:**

Pedro Guerrero and Mariano Duncan 8/23/85 at Montreal

**Pinch-hit grand slam:**

Dave Hansen, 6/28/93 vs. San Francisco

**Three home run game:**

Mike Piazza, 6/29/96 at Colorado (one was a grand slam)

**Three home run game, opponent:**

Jeff Bagwell, 6/24/94 at Houston

**Home runs from both sides:**

Eddie Murray, 6/9/90 at San Diego

**Hit for the cycle:**

Wes Parker, 5/7/70 at New York

**Dodger pitcher home run:**

Kevin Gross, 5/23/94 vs. Chicago

**Opponent pitcher home run:**

Bobby Witt, 6/30/97 vs. Texas

**Dodger no-hitter:**

Hideo Nomo, 9/17/96 at Colorado, won 9-0

**Dodger perfect game:**

Sandy Koufax, 9/9/65 vs. Chicago

**Dodger pitcher faced the minimum:**

Tim Lincecum, 7/21/90, at Pittsburgh (one-hitter)

**Dodger no-hitter at Dodger Stadium:**

Ramon Martinez, 7/14/95 vs. Florida, won 7-0

**Dodger one-hitter:**

Hideo Nomo, 8/5/95 at San Francisco (Royce Clayton-7th inning)

**Opponent no-hitter:**

Kent Mercker, 4/8/94 vs. Atlanta (6-0)

**Opponent perfect game:**

Dennis Martinez, 7/28/91, Montreal (2-0) at Los Angeles

**Steal of home:**

Brett Butler, 9/8/92 at Atlanta

**Stolen base by pitcher:**

Ismael Valdes, 8/24/97 at Philadelphia

**Triple play for Dodgers:**

Juan Castro, Delino DeShields and Eric Karros, 6/15/96 at Atlanta (1st in Los Angeles Dodger History)

**Triple play for opponent:**

Mike Simms, Ken Caminiti and Andujar Cedeño, 8/4/91 at Houston (Griffin in the 5th inning)

**Five-hit game:**

Otis Nixon, 8/27/97 at Pittsburgh

**Six-hit game:**

Willie Davis, 5/24/73, vs. New York (19 innings)

**Five-RBI game:**

Mike Piazza, 8/27/97 at Pittsburgh (6)

**Six-RBI game:**

Mike Piazza, 8/27/97 at Pittsburgh

**Seven-RBI game:**

Mike Piazza, 8/27/95 at Philadelphia

**Rainout at Dodger Stadium:**

April 21, 1988 vs. San Diego

# Spring Training



(From top) Mike Piazza and Roy Campanella; Tommy Lasorda hangs his sign on Tommy Lasorda Lane; Jim Gott runs agility drills at Dodgertown; Chan Ho Park instructs a coach from Hanyang University; Walter O'Malley (left) and Bud Holman dedicate Holman Stadium during opening ceremonies on March 11, 1953.





**THE DODGERS' SPRING HOME**

**DODGERTOWN**

P. O. Box 2887  
4001 26th Street  
Vero Beach, FL 32961-2887  
Phone (561) 569-4900

The 1998 spring training season marks the Dodgers' 50th anniversary at Dodgertown in Vero Beach, FL, including 45 seasons at Holman Stadium.

The Dodgers first set up camp in Vero Beach in 1948 at the invitation of local businessman Bud Holman after the city needed a tenant to occupy the former World War II naval air station. For his efforts, the Dodgers named their spring training stadium after Holman. The 6,500-seat Holman Stadium opened on March 11, 1953 against the Philadelphia A's. The stadium also includes a row of outdoor batting cages and six practice fields.

Dodgertown, as it came to be known after 600 players spent the first spring training there 50 years ago, has undergone many changes through the years. A modern 90-unit housing facility replaced the old military barracks. A 23,000 square-foot administration building was constructed in 1974 on the site of the former headquarters building. The structure includes a major league clubhouse, minor league clubhouse, medical department, dining room, kitchen, main lobby, canteen, broadcasting studio, photo dark room, interview room, stadium club lounge, media workroom, two training rooms, two equipment rooms and a commercial laundry room.

In 1990, Dodgertown unveiled a new 15,000 square-foot multi-purpose building that houses four indoor batting tunnels, an exercise room containing the latest in training equipment, a video room to be used by Dodger instructors as a teaching area and baseball administrative offices for Dodger executives during spring training. The offices are also used as meeting rooms for conferences throughout the year.

The Dodgers also completed a \$1 million renovation to Dodgertown over the last two years. The renovation included an addition to the complex that houses the major league clubhouse, a new clubhouse and golf cart storage facility at Dodgertown Golf Club, the addition of a new umpires room and minor league equipment storage facility and additional office space to the conference center.

In addition to the four projects, Dodgertown upgraded the indoor batting cages and playing fields and created a new private pitching mound next to the pitching strings area. Underground wiring was installed to eliminate all overhead wiring and a new media room was constructed adjacent to the lounge for all working media.

Even the recreation facilities at Dodgertown have undergone radical change since the initial spring camp. Two golf courses – an 18-hole course called Dodger Pines Country Club and a nine-hole layout called Dodgertown Golf Club – outline the complex. The Pines' clubhouse is complete with locker rooms, dining room, lounge and pro shop.

Dodger personnel also have the use of a swimming pool, four all-weather tennis courts, game room and movie theater.

Dodgertown, the only privately owned training camp in the country, also includes 60 acres of citrus groves, 45 residences on the golf course perimeter and a conference center. Since 1965, the Dodgers have purchased 450 acres from the city of Vero Beach.

Dodgertown also remains open throughout the year as a conference center managed by Harrison Conference Centers. The conference center is designed to provide the proper environment for business meetings and the most intensive learning objectives. There are 20 specially-designed meeting rooms, featuring the latest in audio-visual equipment. The recreation program includes golf, tennis, baseball, swimming, basketball, volleyball and jogging trails. Dodgertown has more than 250 employees and can accommodate up to 180 conferees.

International visits have become a tradition at Dodgertown. The Dodgers have hosted a professional team from Asia on 11 different occasions. The Samsung Lions professional baseball team from Taegu, Korea trained at Dodgertown in 1985, 1992, 1993, 1995 and 1997. In addition to the Lions' five visits, the Tokyo Giants trained in Vero Beach in 1961, 1967, 1971, 1975 and 1981. The Chunichi Dragons from Nagoya, Japan trained at Dodgertown in 1988.

In February 1996, the Los Angeles Dodgers also welcomed the baseball team from Hanyang University in Seoul, Korea, marking the first time a Korean university team trained in the United States and the second time overall an amateur college team trained at Dodgertown. Waseda University, one of Japan's leading universities, was the first university to join the Dodgers' players and staff at Vero Beach in 1995.

The Dodgers have also entertained representatives from all over the globe, including hosting the Nigerian National Youth Team in 1992.

Dodgertown has been utilized by numerous NFL teams, including the Philadelphia Eagles preparation for the playoffs in 1995. The Kansas City Chiefs, Buffalo Bills, New Orleans Saints, New England Patriots, Cleveland Browns and Green Bay Packers have also utilized the facilities for training. Dodgertown became the home to the University of Miami football team prior to its regular season opener after Hurricane Andrew devastated the Florida coast in 1993. The Ohio State Buckeyes trained at Dodgertown prior to the 1995 Citrus Bowl. The Dodgers also hold a rookie camp following the June Free Agent Draft each year.

Dodgertown also hosts annual adult fantasy baseball camps in November and February, featuring instruction by former Dodger greats and Hall of Famers. Many of the instructors are also involved with team physician Frank Jobe's fantasy camp for medical personnel in February.

The 1998 season will also mark the 19th year that Vero Beach has served as the summer home of the Dodgers' Single-A Florida State League affiliate. In one of the smallest towns in the country with a professional baseball club (population 17,350), the Vero Beach Dodgers set the club attendance record after drawing 95,300 fans over 63 home games in 1991. Holman Stadium was also the site of the 1991 Florida State League All-Star Game.

#### **DODGERS OPEN BASEBALL ACADEMY IN VENEZUELA**

The Dodgers opened a baseball academy in Venezuela in 1995. The Dodgers share a field with a local company in the city of San Joaquin. A mile from the field is a facility which houses and feeds the players who are part of the academy. They have daily workouts and play in a winter league where they face other teams run by major league clubs. The camp is directed by Dodger scout Camilo Pascual.

## LOS ANGELES DODGERS 1997 SPRING TRAINING STATISTICS

(Feb. 28-March 30)

Batters	Avg.	G	AB	R	H	2B	3B	HR	RBI	SH	SF	HP	BB	IBB	SO	SB	CS	E
Ashley	.170	22	53	6	9	2	0	3	7	0	0	0	7	0	20	0	0	0
Battle	.167	3	6	0	1	1	0	0	0	0	0	0	0	0	2	0	0	0
Beltre	—	1	0	1	0	0	0	0	0	0	0	0	0	0	0	0	0	0
Berblinger	.176	9	17	2	3	1	0	0	1	0	0	1	2	0	7	1	1	1
Bianco	.200	6	5	0	1	0	0	0	0	0	0	0	0	0	0	0	0	0
Butler	.286	17	49	10	14	0	1	0	5	1	0	0	8	0	6	1	1	0
Castro	.333	20	27	2	9	1	0	0	2	0	0	0	2	0	6	0	2	3
Cedeno	.207	16	29	2	6	0	1	0	3	0	0	0	3	0	7	1	0	1
Cora	.167	9	12	1	2	0	0	0	0	0	0	0	1	0	3	0	0	1
Cromer	.231	16	13	3	3	1	0	1	3	1	0	0	1	0	5	0	0	1
Faircloth	—	1	0	1	0	0	0	0	0	0	0	0	0	0	0	0	0	0
Fonville	.263	25	38	6	10	0	0	0	2	3	0	0	1	0	2	1	2	3
Gagne	.260	19	50	8	13	2	0	0	3	1	1	1	2	0	12	0	1	4
Garcia	.250	22	24	2	6	1	0	1	6	0	0	0	2	0	7	0	0	0
Guerrero	.342	24	76	11	26	3	3	1	11	2	0	0	1	0	13	2	1	0
Hale	.143	24	42	1	6	3	0	0	1	0	0	0	1	0	4	0	0	0
Hollandsworth	.293	22	75	12	22	8	3	1	7	0	0	0	3	0	11	2	1	2
Huckaby	.000	11	6	0	0	0	0	0	0	0	0	0	0	0	2	0	0	0
Ingram	.000	6	6	1	0	0	0	0	0	0	0	0	0	0	3	0	0	0
Jones	—	1	0	0	0	0	0	0	0	0	0	0	0	1	0	0	0	0
Karros	.239	23	67	8	16	3	0	3	12	0	0	0	5	0	13	1	0	1
Kirby	.320	20	25	2	8	1	1	0	7	0	0	0	4	0	3	1	1	0
Konerko	.333	3	3	0	1	0	0	0	0	0	0	0	0	0	2	0	0	0
Liriano	.375	8	8	1	3	0	0	0	0	0	0	0	1	0	1	0	0	0
LoDuca	.333	3	3	0	1	0	0	0	0	0	0	0	0	0	0	0	0	0
Marrero	.250	4	4	0	1	0	0	0	0	0	0	0	1	0	1	0	0	0
Mondesi	.342	26	79	14	27	13	0	0	12	0	0	2	3	0	14	3	2	0
Owen	—	1	0	0	0	0	0	0	0	0	0	0	0	0	0	0	0	0
Parker	.222	11	9	2	2	0	0	0	0	0	0	0	1	0	2	0	1	0
Pennyfeather	.133	20	15	2	2	0	0	0	1	1	0	0	1	0	4	0	0	0
Piazza	.388	22	67	11	26	3	0	5	16	0	0	0	4	0	11	0	0	1
Prince	.222	18	27	4	6	3	0	1	5	1	0	4	2	0	6	0	0	0
Riggs	.667	8	6	4	4	0	0	0	1	0	0	0	0	0	1	0	0	1
Rolls	—	1	0	0	0	0	0	0	0	0	0	0	0	0	0	0	0	0
Wehner	.083	13	24	1	2	0	0	0	1	0	0	0	1	0	5	1	0	4
Williams	.250	23	28	0	7	1	1	0	1	0	0	1	3	0	5	0	0	2
Zeile	.267	19	60	3	16	1	0	1	8	0	0	2	3	0	7	0	0	3
<b>Dodgers</b>	<b>.266</b>	<b>28</b>	<b>978</b>	<b>126</b>	<b>260</b>	<b>49</b>	<b>10</b>	<b>17</b>	<b>117</b>	<b>13</b>	<b>1</b>	<b>11</b>	<b>65</b>	<b>0</b>	<b>193</b>	<b>14</b>	<b>13</b>	<b>31</b>
Opponents	.278	28	984	144	274	48	5	36	132	9	9	6	98	0	180	17	17	36

Pitchers	W-L	ERA	G	GS	CG	SHO	SV	IP	H	R	ER	HR	BB	IBB	SO
Ahearne	0-0	0.00	1	0	0	0	0	2.0	1	0	0	0	1	0	1
Astacio	1-2	6.00	7	6	0	0	0	24.0	25	18	16	5	6	0	17
Brown	0-0	1.86	5	0	0	0	0	9.2	7	3	2	0	3	0	4
Brunson	0-0	4.50	2	0	0	0	0	2.0	3	2	1	1	1	0	1
Candiotti	0-2	7.54	6	5	0	0	0	22.2	30	21	19	2	18	0	15
Cruz	0-1	13.50	1	0	0	0	0	1.1	2	2	2	0	0	0	0
Dreifort	0-0	2.08	10	0	0	0	2	13.0	9	3	3	1	3	0	12
Dressendorfer	0-0	1.69	8	0	0	0	0	10.2	10	2	2	0	2	0	6
Elvira	1-0	0.00	10	0	0	0	0	14.1	8	0	0	0	3	0	4
Guthrie	1-0	2.38	10	0	0	0	0	11.1	8	4	3	1	5	0	8
Hall	0-0	1.69	10	0	0	0	2	10.2	11	3	2	1	3	0	11
Harkey	1-1	10.80	3	0	0	0	0	5.0	4	6	6	2	4	0	1
Herges	0-1	6.35	4	0	0	0	0	5.2	10	4	4	1	4	0	5
Hubbs	1-0	1.23	5	0	0	0	0	7.1	8	1	1	1	0	0	3
Lilly	0-0	0.00	1	0	0	0	0	1.0	1	0	0	0	0	0	0
J. Martinez	0-0	9.00	3	0	0	0	0	5.0	9	5	5	0	5	0	4
R. Martinez	1-1	3.00	5	5	0	0	0	18.0	14	6	6	2	9	0	18
Nomo	1-1	4.74	5	4	0	0	0	19.0	17	10	10	3	5	0	14
Osuna	0-1	12.38	8	0	0	0	0	8.0	16	12	11	3	8	0	8

## LOS ANGELES DODGERS 1997 SPRING TRAINING STATISTICS

(Feb. 28-March 30) *Continued*

Batters	Avg.	G	AB	R	H	2B	3B	HR	RBI	SH	SF	HP	BB	IBB	SO	SB	CS	E
Park	2-0	4.41	5	2	0	0	0	0	16.1	17	8	8	2	6	0	12		
Radinsky	1-0	0.00	8	0	0	0	0	0	7.2	4	0	0	0	1	0	4		
Rath	0-0	9.00	1	0	0	0	0	0	2.0	4	2	2	0	0	0	3		
Rodriguez	1-0	9.00	4	0	0	0	0	0	4.0	3	4	4	0	4	0	2		
Valdes	2-3	8.72	6	6	0	0	0	0	21.2	39	21	21	6	5	0	15		
Worrell	1-0	5.73	11	0	0	0	0	0	11.0	14	7	7	5	2	0	12		
<b>Dodgers</b>	<b>14-13</b>	<b>4.80</b>	<b>28</b>	<b>28</b>	<b>0</b>	<b>0</b>	<b>4</b>	<b>253.1</b>	<b>274</b>	<b>144</b>	<b>135</b>	<b>36</b>	<b>98</b>	<b>0</b>	<b>180</b>			
Opponents	13-14	4.14	28	28	0	1	5	252.0	260	126	116	17	65	0	193			

## LOS ANGELES DODGERS 1958-1997 SPRING TRAINING RESULTS

(vs. Major League Clubs)

Year	Won	Lost	Tie	Pct.	Home Attendance	Home Games
1958	15	16	0	.484	9,218	3
1959	12	10	0	.545	11,022	4
1960	12	10	0	.545	10,080	4
1961	13	15	0	.464	N/A	N/A
1962	18	12	0	.600	13,461	5
1963	12	15	0	.444	18,214	6
1964	9	16	0	.360	17,515	6
1965	17	11	0	.607	20,507	7
1966	10	16	0	.385	10,407	4
1967	11	16	0	.407	16,244	7
1968	14	13	0	.519	14,018	5
1969	12	13	0	.480	9,531	10
1970	17	8	0	.680	15,113	8
1971	13	9	0	.591	17,648	10
1972	10	7	0	.588	14,437	6
1973	15	12	0	.556	17,639	7
1974	17	7	0	.708	20,355	7
1975	19	9	0	.679	31,478	9
1976	10	3	0	.769	17,458	5
1977	17	7	0	.708	33,617	9
1978	10	14	0	.417	45,256	10
1979	13	10	0	.565	52,935	10
1980	10	7	1	.583	39,629	9
1981	12	14	0	.462	55,342	12
1982	12	12	0	.500	59,573	11
1983	11	17	0	.393	65,815	13
1984	13	13	0	.500	62,739	11
1985	16	11	0	.593	70,939	13
1986	12	16	1	.431	84,428	15
1987	12	15	0	.444	72,491	12
1988	21	11	0	.656	72,899	15
1989	16	16	0	.500	78,903	14
1990	8	4	0	.667	22,640	5
1991	15	18	0	.455	84,551	13
1992	12	18	0	.400	85,332	14
1993	13	16	1	.450	55,031	12
1994	15	15	0	.500	75,987	13
1995	*21/7	*8/5	0	.683	47,228	21
1996	17	9	0	.654	62,066	13
1997	13	11	1	.520	61,991	13
<b>Totals</b>	<b>535</b>	<b>476</b>	<b>4</b>	<b>.527</b>	<b>1,573,737</b>	<b>371</b>

Home attendance does not include spring games played at Dodger Stadium. N/A - Not available

\*March 2 - April 1 / April 13-24

## TOP 10 HOLMAN STADIUM SPRING CROWDS

Rank	Attendance			Rank	Attendance		
	Total	Date	Opponent		Total	Date	Opponent
1.	9,028	3-10-91	N.Y. Mets	6.	8,103	3-23-86	Cincinnati Reds
2.	8,908	4-03-91	N.Y. Mets	7.	8,051	3-20-84	Atlanta Braves
3.	8,418	3-15-92	N.Y. Mets	8.	7,988	3-28-89	N.Y. Yankees
4.	8,207	4-01-91	Cincinnati Reds	9.	7,987	3-23-86	N.Y. Mets
5.	8,200	3-17-79	N.Y. Yankees	10.	7,931	3-20-88	N.Y. Mets

**Spring training home opener high:** 7,903 vs. N.Y. Mets, March 5, 1989

**Largest season total:** 85,332 in 1992    **Largest season average:** 6,504 in 1991

**Jim and Dearie Mulvey Award Winners (Top Rookies at Dodgertown):**


Wilton Guerrero 1997, Todd Hollandsworth 1996, Jay Kirkpatrick 1995, Antonio Osuna 1995, Raul Mondesi 1994, Mike Piazza 1993, Mike Piazza 1992, Eric Karros 1991, Jim Neidlinger 1990, Chris Gwynn 1989, Craig Shipley 1988, Mike Ramsey 1987, Reggie Williams 1986, Sid Bream 1985, German Rivera 1984, Orel Hershiser 1983, Mike Marshall 1982, Fernando Valenzuela 1981, Rudy Law 1980, Pedro Guerrero 1979, Bob Welch 1978, Rick Sutcliffe 1977, Glenn Burke 1976, Rick Rhoden 1975, Jerry Royster 1974, Eddie Solomon 1973, Steve Yeager 1972, Bob Darwin 1971, Bill Buckner 1970, Ted Sizemore 1969.

## FREEWAY SERIES RESULTS

Year	Series Result	Fresco Thompson Memorial (Series MVP)	Lefty Phillips Memorial Trophy Winners (Outstanding Pitcher)
1962	Angels 1, <b>Dodgers 0</b>		
1963	Angels 2, <b>Dodgers 0</b>		
1964	Angels 2, <b>Dodgers 0</b>		
1965-68		Did not play	
1969	<b>Dodgers 1</b> , Angels 1	Andy Kosco (Dodgers)	
1970	<b>Dodgers 3</b> , Angels 0	Wes Parker (Dodgers)	
1971	Angels 2, <b>Dodgers 1</b>	Jim Spencer (Angels)	
1972		Did not play	
1973	Angels 2, <b>Dodgers 1</b>	Willie Crawford (Dodgers)	Al Downing (Dodgers)
1974	<b>Dodgers 2</b> , Angels 1	Bill Buckner (Dodgers)	Andy Messersmith (Dodgers)
1975	<b>Dodgers 2</b> , Angels 1	Steve Yeager (Dodgers)	Rick Rhoden (Dodgers)
1976	<b>Dodgers 1</b> , Angels 1	Bruce Bochte (Angels)	Tommy John (Dodgers)
1977	<b>Dodgers 3</b> , Angels 0	Steve Garvey (Dodgers)	Doug Rau (Dodgers)
1978	Angels 2, <b>Dodgers 0</b>	Rick Miller (Angels)	Nolan Ryan (Angels)
1979	Angels 2, <b>Dodgers 1</b>	Bobby Grich (Angels)	Burt Hooton (Dodgers)
1980		Did not play	
1981	<b>Dodgers 2</b> , Angels 1	Pedro Guerrero (Dodgers)	Burt Hooton (Dodgers)
1982	Angels 2, <b>Dodgers 1</b>	Bob Boone (Angels)	Geoff Zahn (Angels)
1983	Angels 2, <b>Dodgers 1</b>	Bill Russell (Dodgers)	Mike Witt (Angels)
1984	<b>Dodgers 3</b> , Angels 0	Mike Marshall (Dodgers)	Rick Honeycutt (Dodgers)
1985	<b>Dodgers 2</b> , Angels 1	Sid Bream (Dodgers)	Tommy John (Angels)
1986	Angels 2, <b>Dodgers 1</b>	Franklin Stubbs (Dodgers)	John Candelaria (Angels)
1987	Angels 3, <b>Dodgers 0</b>	Gary Pettis (Angels)	Willie Fraser (Angels)
1988	<b>Dodgers 2</b> , Angels 1	Kirk Gibson (Dodgers)	Kirk McCaskill (Angels)
1989	Angels 2, <b>Dodgers 1</b>	Mike Marshall (Dodgers)	Mike Witt (Angels)
1990	<b>Dodgers 3</b> , Angels 0	Rick Dempsey (Dodgers)	Mike Morgan (Dodgers)
1991	<b>Dodgers 2</b> , Angels 1	Darryl Strawberry (Dodgers)	Mark Langston (Angels) and Ramon Martinez (Dodgers)
1992	Angels 3, <b>Dodgers 0</b>	Gary DiSarcina (Angels)	Joe Grahe (Angels)
1993	<b>Dodgers 1</b> , Angels, 1	Eric Karros (Dodgers)	Tom Candiotti (Dodgers)
1994	Angels 3, <b>Dodgers 0</b>	Chad Curtis (Angels)	Mark Leiter, Phil Leftwich, and John Dopson (Angels)
1995	<b>Dodgers 1</b> , Angels 1	Chris Powell (Angels)	Tony Mack (Angels)
1996	Angels 2, <b>Dodgers 1</b>	Tim Salmon (Angels)	Hideo Nomo (Dodgers)
1997	Angels 2, <b>Dodgers 1</b>	Mike Piazza (Dodgers)	Allen Watson (Angels)
Totals:	<b>Dodgers 37</b> , Angels 44, 1 Tie		



(From top) Hall of Fame managers Tommy Lasorda and Walt Alston in 1976; manager Bill Russell; Hall of Fame manager Tommy Lasorda; Mike Piazza and third base coach Joe Amalfitano; 1997 Dodgers' coaching staff; (l-r) Dave Wallace, Reggie Smith, Amalfitano, Mike Scioscia, Mark Cresse, Manny Mota and Bill Russell.



# Manager & Coaches

18

**Bill  
Russell***Manager*

**Height:** 6-0      **Weight:** 187  
**Threw and Batted:** Right  
**Birth Date:** October 21, 1948  
**Birthplace:** Pittsburg, KS  
**Date Appointed:** July 29, 1996  
**Wife's Name and Wedding Date:**  
 Susan, January 25, 1997  
**Children:** Amy Lynn (5-26-70) and  
 Cynthia Ann (7-25-73)

**MANAGERIAL CAREER****1997:**

- The Dodgers posted their second consecutive winning season under Russell, going 88-74 and finishing second in the N.L. West behind the San Francisco Giants...it's the fifth straight season the Dodgers finished over the .500 mark and sixth time this decade Los Angeles finished in first or second place.
- Under Russell, the Dodgers had their shining moments in 1997 ...trailing by as many as eight games on June 30, the Dodgers battled back to tie the Giants for first place on July 31 and then took sole possession atop the division for 19 days from Aug. 24-Sept. 10...Los Angeles was also alone in first place from Sept. 15-17 until being swept in the two-game series in San Francisco Sept. 17-18...in all, the Dodgers spent 36 days either tied or alone in first place in the N.L. West.
- Led the Dodgers back into the race after winning 20 games in July, marking only the 12th time Los Angeles won 20 or more games in a month since moving from Brooklyn in 1958...the team's 19 wins in August gave them 39 victories in back-to-back months, falling one win shy of the club record set in May and June 1973.
- Led the team to a 49-32 record (.605) in the second-half after compiling a 39-42 (.481) mark in the first 81 games...the New York Yankees (48-29, .623) and Atlanta Braves (44-31, .587) were the only teams with a better record than L.A. (43-32, .573) after the All-Star Break.
- Used 102 different lineups as the Dodgers finished fourth in the N.L. in batting average (.268) and tied for second in home runs with Atlanta (174) behind Colorado's major league best 239 roundtrippers...his power-packed lineup enabled the '97 Dodgers to become the second team in club history and fifth team in major league history (also 1995-97 Rockies) to have four players hit 30 or more home runs in a season...the '77 Dodgers were the first major league team to accomplish the feat.
- Had the second-best pitching staff in the N.L. ...L.A.'s 3.62 ERA was bettered only by Atlanta's 3.18 mark...it's the third straight year the Dodgers finished first or second in the league in ERA and 26th time since moving from Brooklyn in 1958.
- Won his 100th game as manager on July 19 at Atlanta's Turner Field when the Dodgers defeated the Braves 4-1.
- Ranks first among current major league managers with a .552 win percentage (137-111) in his two seasons with the Dodgers.

**1996:**

- Led the Dodgers to a 35-21 record and N.L. Wild Card berth after being named manager for the remainder of the season when Tom Lasorda announced his retirement on July 29...Los Angeles was swept in three games in the N.L. Division Series by Atlanta, which lost to New York in the World Series.

- Compiled a 14-16 record as manager during Lasorda's leave of absence from June 25-July 28...the 30 games were credited to his managerial win-loss total after officially being named manager, giving him a 49-37 mark for the season.
- The Dodgers 90-72 record was the third best mark in the N.L. behind Atlanta (96-66) and San Diego (91-71).
- Finished fifth in voting for the Baseball Writers Association of America's (BBWAA) N.L. Manager of the Year award.

### COACHING CAREER

- Served as the Dodgers major league infield and bench coach from 1987-91 and 1994-96...managed at Triple-A Albuquerque from 1992-93.
- Went 1-1 as the Dodgers' interim manager from June 4-5, 1991 at St. Louis when Lasorda missed the games due to personal reasons.
- Was named to Lasorda's N.L. coaching staff at the 1989 All-Star Game at Anaheim.
- Had a 136-150 record at Albuquerque after managing 89 different players in his two seasons...helped develop Mike Piazza, Pedro Astacio, Pedro Martinez, Raul Mondesi and Billy Ashley at the Triple-A level.
- Managed the Mesa Saguaros in the Arizona Fall League in 1993.

### PLAYING CAREER

- Had a distinguished 18-year major league career that included one World Championship, four trips to the World Series and six division titles.
- Played in 2,181 games as a Dodger over 17 years and 106 days after joining the major league club in 1969...only Zack Wheat, who played in 2,322 games over 18 years from 1909-26, played longer for the Dodgers.
- Was named to the N.L. All-Star team at shortstop in 1973, '76 and '80 ...started the 1980 All-Star Game at Dodger Stadium.
- The Dodgers ended up in postseason play in one-third of his seasons with the club...batted .337 with 28 hits in 21 League Championship Series games...was the hero in Game 4 of the 1978 League Championship Series against Philadelphia after driving in the winning run in the 10th inning to put the Dodgers up 4-3...hit .263 in 23 World Series games.
- Ranks among the Los Angeles all-time leaders in at-bats (2nd, 7,318), triples (2nd, 57), hits (3rd, 1,926), doubles (3rd, 293), total bases (3rd, 2,471), extra base hits (4th, 396), RBI (4th, 627), runs (4th, 796), stolen bases (6th, 167) and walks (7th, 483).
- Played in 205 games in the outfield until being converted to shortstop in 1972...was the Dodgers' Opening Day shortstop 11 times over 12 years from 1973-84...Derrel Thomas started at shortstop in 1980 after Russell was scratched from the Opening Day lineup because of a bruise on the ball of his left foot.
- Was part of the Dodgers major league record-setting infield of Steve Garvey, Davey Lopes and Ron Cey that played together from the second game of a doubleheader on June 23, 1973 through the end of the 1981 season...Lopes was traded to Oakland prior to the 1982 season to make room for rookie second baseman Steve Sax.

### PERSONAL

- Nicknamed "Ropes."
- Was the Dodgers ninth-round selection in the June 1966 Free Agent Draft after graduating from Pittsburg (KS) H.S....also starred in basketball.
- Was inducted into the Kansas Baseball Hall of Fame on Jan. 17, 1997.
- Received the Los Angeles Hillel Council's Professional Achievement Award at a dinner in his honor on Jan. 15, 1998.
- Serves as an instructor at the Dodgers Adult Fantasy Camps in Vero Beach, FL.

## RUSSELL (Continued)

- Has been very active in the community with his wife, Susan...they visited ambulatory and bed-ridden children at the Los Angeles Children's Hospital and taped a public service announcement for the the hospital as part of an ongoing effort to encourage parents to immunize their children...they also spoke to youths at local area high schools...he is also involved with the Children's Hospital of Orange County, Cystic Fibrosis' 65 Roses Foundation and the Manny Mota Foundation...also took part in Face to Face: Careers 2000, a career development video conference series for high school students.
- Hobbies include hunting, fishing and collecting antiques.

**ACTIVE MAJOR LEAGUE MANAGER  
RANKINGS BY WIN PERCENTAGE**

Name	Team	Percentage (Record)
1. Bill Russell	Los Angeles Dodgers	.552 (137-111)
2. Bobby Cox	Atlanta Braves	.546 (1,312-1,089)
3. Felipe Alou	Montreal Expos	.541 (470-399)
Mike Hargrove	Cleveland Indians	.541 (535-453)
5. Gene Lamont	Pittsburgh Pirates	.535 (337-293)
6. Buck Showalter	Arizona Diamondbacks	.529 (313-268)
7. Terry Collins	Anaheim Angels	.528 (308-275)
8. Lou Piniella	Seattle Mariners	.525 (864-781)
Jimmy Williams	Boston Red Sox	.525 (359-325)
10. Tony LaRussa	St. Louis Cardinals	.524 (1,481-1,346)

**MANAGERIAL RECORD**

Year	Club	W	L	PCT.	FINISH
1992	Albuquerque (AAA)	65	78	.455	Eighth
1993	Albuquerque (AAA)	71	72	.497	Fifth
1996	LOS ANGELES	49	37	.570	Second
1997	LOS ANGELES	88	74	.543	Second
<b>ML Totals-2 years</b>		<b>137</b>	<b>111</b>	<b>.552</b>	

**PROFESSIONAL RECORD**

YEAR	CLUB	AVG.	G	AB	R	H	2B	3B	HR	RBI	BB	SO	SB
1966	Ogden	.356	39	87	19	31	5	1	3	21	7	19	4
1967	Dubuque	.221	67	263	29	58	11	1	5	21	18	58	6
1968	Bakersfield	.280	115	439	76	123	16	3	17	55	34	106	23
1969	LOS ANGELES	.226	98	212	35	48	6	2	5	15	22	45	4
1970	Spokane	.363	55	237	48	86	13	5	3	30	11	26	12
	LOS ANGELES	.259	81	278	30	72	11	9	0	28	16	28	9
1971	LOS ANGELES	.227	91	211	29	48	7	4	2	15	11	39	6
1972	LOS ANGELES	.272	129	434	47	118	19	5	4	34	34	64	14
1973	LOS ANGELES	.265	162	615	55	163	26	3	4	56	34	63	15
1974	LOS ANGELES	.269	160	553	61	149	18	6	5	65	53	53	14
1975	LOS ANGELES	.206	84	252	24	52	9	2	0	14	23	28	5
1976	LOS ANGELES	.274	149	554	53	152	17	3	5	65	21	46	15
1977	LOS ANGELES	.278	153	634	84	176	28	6	4	51	24	43	16
1978	LOS ANGELES	.286	155	625	72	179	32	4	3	46	30	34	10
1979	LOS ANGELES	.271	153	627	72	170	26	4	7	56	24	43	6
1980	LOS ANGELES	.264	130	466	38	123	23	2	3	34	18	44	13
1981	LOS ANGELES	.233	82	262	20	61	9	2	0	22	19	20	2
1982	LOS ANGELES	.274	153	497	64	136	20	2	3	46	63	30	10
1983	LOS ANGELES	.246	131	451	47	111	13	1	1	30	33	31	13
1984	LOS ANGELES	.267	89	262	25	70	12	1	0	19	25	24	4
1985	LOS ANGELES	.260	76	169	19	44	6	1	0	13	18	9	4
1986	LOS ANGELES	.250	105	216	21	54	11	0	0	18	15	23	7
<b>ML Totals-18 years</b>		<b>.263</b>	<b>2181</b>	<b>7318</b>	<b>796</b>	<b>1926</b>	<b>293</b>	<b>57</b>	<b>46</b>	<b>627</b>	<b>483</b>	<b>667</b>	<b>167</b>

**DIVISION SERIES RECORD**

YEAR	CLUB, OPP.	AVG.	G	AB	R	H	2B	3B	HR	RBI	BB	SO	SB
1981	L.A. vs. Hst.	.250	5	16	1	4	1	0	0	2	3	1	0

**LEAGUE CHAMPIONSHIP SERIES RECORD**

YEAR	CLUB, OPP.	AVG.	G	AB	R	H	2B	3B	HR	RBI	BB	SO	SB
1974	L.A. vs. Pgh.	.389	4	18	1	7	0	0	0	3	1	0	0
1977	L.A. vs. Phi.	.278	4	18	3	5	1	0	0	2	0	0	0
1978	L.A. vs. Phi.	.412	4	17	1	7	1	0	0	2	1	1	0
1981	L.A. vs. Mtl.	.313	5	16	2	5	0	1	0	1	1	1	0
1983	L.A. vs. Phi.	.286	4	14	1	4	0	0	0	0	2	4	1
<b>LCS Totals</b>		<b>.337</b>	<b>21</b>	<b>83</b>	<b>8</b>	<b>28</b>	<b>2</b>	<b>1</b>	<b>0</b>	<b>8</b>	<b>5</b>	<b>6</b>	<b>1</b>

**WORLD SERIES RECORD**

YEAR	CLUB, OPP.	AVG.	G	AB	R	H	2B	3B	HR	RBI	BB	SO	SB
1974	L.A. vs. Oak.	.222	5	18	0	4	0	1	0	2	0	2	0
1977	L.A. vs. N.Y.	.154	6	26	3	4	0	1	0	2	1	3	0
1978	L.A. vs. N.Y.	.423	6	26	1	11	2	0	0	2	2	2	1
1981	L.A. vs. N.Y.	.240	6	25	1	6	0	0	0	2	0	1	1
<b>WS Totals</b>		<b>.263</b>	<b>23</b>	<b>95</b>	<b>5</b>	<b>25</b>	<b>2</b>	<b>2</b>	<b>0</b>	<b>8</b>	<b>3</b>	<b>8</b>	<b>2</b>

**ALL-STAR GAME RECORD**

YEAR	CLUB, SITE	AVG.	G	AB	R	H	2B	3B	HR	RBI	BB	SO	SB
1973	N.L., K.C.	.000	1	2	0	0	0	0	0	0	0	0	0
1976	N.L., Phi.	.000	1	0	0	0	0	0	0	0	0	0	0
1980	N.L., L.A.	.000	1	2	0	0	0	0	0	0	0	0	0
<b>ASG Totals</b>		<b>.000</b>	<b>3</b>	<b>4</b>	<b>0</b>	<b>0</b>	<b>0</b>	<b>0</b>	<b>0</b>	<b>0</b>	<b>0</b>	<b>0</b>	<b>0</b>

# 8

## Joe Amalfitano

*Coach*

**Height:** 5-11    **Weight:** 173  
**Threw and Batted:** Right  
**Birth Date:** January 23, 1934  
**Birthplace:** San Pedro, CA  
**Date Appointed:** January 1, 1983  
**Wife's Name and Wedding Date:** Kay,  
 October 30, 1982



**COACHING/MANAGERIAL CAREER**

- Begins his 44th season in professional baseball and 30th as a major league coach...his 29 years of service as a coach is the longest tenure of any coach in the major leagues...has occupied the Dodgers' third base coaching box for the past 15 seasons since 1983.
- Besides coaching third base, his other duties include coaching the Dodgers' infield and coordinating the advance scouting reports for each individual series.
- Has coached for five N.L. clubs; Chicago (1967-71 and 1978-80), San Francisco (1972-75), San Diego (1976-77), Cincinnati (1982) and Los Angeles (1983-present).

**AMALFITANO** (Continued)

- Was named to the N.L. All-Star coaching staff in 1979, '82 and '89.
- Managed parts of three seasons for the Chicago Cubs from 1979-81 and compiled an overall record of 66-116...finished with a 2-5 record as the Cubs' interim manager at the end of the 1979 season after Herman Franks announced his resignation on Sept. 24...also managed the last half of the 1980 season in Chicago after taking over for Preston Gomez on July 25...posted a 38-65 mark as the manager for the entire strike-shortened 1981 season.
- Has appeared in two World Series – one as a player in 1954 with the New York Giants and the other in 1988 as a coach with the Dodgers.

**PLAYING CAREER**

- Compiled a .244 batting average during his 10-year major league career...was an infielder for the Giants in New York (1954-55) and in San Francisco (1960-61 and 1963)...also played for Houston (1962) and the Chicago Cubs (1964-67).
- Was the second to last out in Sandy Koufax's perfect game as a member of the Chicago Cubs on Sept. 9, 1965 at Dodger Stadium.

**PERSONAL**

- Helps support the Casa Youth Shelter in San Pedro, CA...also supports the Boys Club of America.
- Graduated from the University of Southern California with a degree in Business Administration.
- Enjoys sport fishing and golfing.
- Lists "As Good As It Gets" and "Titanic" as his favorite current movies.

**PROFESSIONAL RECORD**

YEAR	CLUB	AVG.	G	AB	R	H	2B	3B	HR	RBI	BB	SO	SB
1954	NEW YORK (NL)	.000	9	5	2	0	0	0	0	0	0	4	0
1955	NEW YORK (NL)	.227	36	22	8	5	1	1	0	1	2	2	0
1956	Minneapolis	.256	44	121	23	31	4	1	0	8	25	16	3
1956	Johriestown	.292	64	257	36	75	14	2	4	30	23	37	3
1957	Dallas	.292	98	359	40	105	14	6	3	27	23	33	2
1958	Phoenix	.285	114	372	62	106	28	4	9	51	25	46	2
1959	Toronto	.308	115	380	62	117	19	6	7	43	55	44	2
1960	SAN FRANCISCO	.277	106	328	47	91	15	3	1	27	26	31	2
1961	SAN FRANCISCO	.255	109	384	64	98	11	4	2	23	44	59	7
1962	HOUSTON	.237	117	380	44	90	12	5	1	27	45	43	4
1963	SAN FRANCISCO	.175	54	137	11	24	3	0	1	7	12	18	2
	Tacoma	.233	24	86	8	20	4	0	1	12	8	11	1
1964	CHICAGO (NL)	.241	100	324	51	78	19	6	4	27	40	42	2
1965	CHICAGO (NL)	.271	67	96	13	26	4	0	0	8	12	14	2
1966	CHICAGO (NL)	.158	41	38	8	6	2	0	0	3	4	10	0
	Tacoma	.242	17	66	9	16	4	0	1	4	5	11	0
1967	CHICAGO (NL)	.000	4	1	0	0	0	0	0	0	0	1	0
<b>ML Totals-10 years</b>		<b>.244</b>	<b>643</b>	<b>1715</b>	<b>248</b>	<b>418</b>	<b>67</b>	<b>19</b>	<b>9</b>	<b>123</b>	<b>185</b>	<b>224</b>	<b>19</b>

**MANAGERIAL RECORD**

Year	Club	W	L	PCT.	FINISH
1979	CHICAGO (NL)	2	5	.286	Fifth
1980	CHICAGO (NL)	26	46	.361	Sixth
1981	CHICAGO (NL)	38	65	.369	Sixth
<b>ML Totals-2 years</b>		<b>66</b>	<b>116</b>	<b>.363</b>	

58

# Mark Cresse

*Coach*

**Height:** 6-3      **Weight:** 220  
**Threw and Batted:** Right  
**Birth Date:** September 21, 1951  
**Birthplace:** St. Albans, NY  
**Date Appointed:** January 1, 1974  
**Wife's Name and Wedding Date:** Jean Ann, February 18, 1977  
**Children:** Bradley Garrett (7-31-78)



## COACHING CAREER

- Begins his 22nd season as the bullpen coach for the Los Angeles Dodgers.
- Has the longest tenure of any coach in Dodger history...only Dodger Hall of Fame managers Walt Alston (23 years) and Tommy Lasorda (24 years, 20 as manager and four as coach) have coached the Dodgers longer...has been on the coaching staffs of three different Dodger managers – Walter Alston, Tom Lasorda and Bill Russell.
- His duties include scheduling pregame practices as well as coordinating the pitchers in the bullpen and instructing the catchers.
- Was named to the N.L. All-Star coaching staff in 1975, '78, '79, '82 and '89.
- Has been a member of the Dodgers coaching staff in five World Series in 1974, '77, '78, '81 and '88.
- Was a member of the Dodgers coaching staff for the Friendship Series in Taipei, Taiwan and Fukuoka, Japan in 1993.

## PLAYING CAREER

- Was the St. Louis Cardinals' third pick in the January 1971 Free Agent Draft and played three seasons in the Cardinals' minor league system...roomed with WCW wrestler Randy "Macho Man" Savage when they both played in the Cardinals' farm system.

## PERSONAL

- Prepped at Marina H.S. in Huntington Beach, CA...also played baseball at Long Beach State and Golden West College.
- Runs two annual youth baseball instructional camps...for information about the Mark Cresse School of Baseball, call (310) 430-0319 or (714) 892-6145.
- Resides in Seal Beach, CA and is active during the offseason in the Dodgers' Speakers Bureau.
- Other interests include tennis, football, golf and woodworking.
- His son Brad, who was drafted by the Dodgers in the June 1996 Free Agent Draft, was a freshman catcher on Louisiana State's national championship baseball team in 1997.

33

# Glenn Gregson

*Coach*

**Height:** 6-3      **Weight:** 185  
**Threw:** Right    **Batted:** Both  
**Birth Date:** Feb. 10, 1950  
**Birthplace:** Hamlet, NC  
**Date Appointed:** Nov. 5, 1997  
**Wife's Name and Wedding Date:**  
 Jan, June 7, 1980  
**Children:** Rian (5-8-79), Tyler (7-6-81)  
 and McGraw (6-12-83)



## COACHING CAREER

- Was named pitching coach on Nov. 5, 1997, after serving as the Dodgers' minor league pitching instructor since 1988...will continue to serve as the organizational pitching coordinator...the 1998 baseball season marks his 25th year in professional baseball.
- Followed the same career path as his two predecessors, Dave Wallace and Ron Perranoski, when he was promoted from organizational pitching coordinator to major league pitching coach.
- Served as the Dodgers' pitching coordinator for all classifications throughout their minor league system from 1995-97.
- Served as pitching coach for the Triple-A Albuquerque Dukes from 1993-94...was pitching coach when Bill Russell was the Dukes' manager in 1993.
- Prior to his stint at Albuquerque, he was the pitching instructor at Single-A Bakersfield from 1990-92 and pitching coach at Rookie Great Falls from 1988-89.
- Began his coaching career in 1979 as the pitching coach at Rookie Helena in the Philadelphia organization.
- Served as a pitching instructor in the Chicago Cubs farm system from 1982-84.

## PLAYING CAREER

- Had a 22-18 record and 3.39 ERA mainly as a reliever over his seven-year minor league career from 1972-78...pitched in the Chicago White Sox organization from 1972-73 and in the Philadelphia organization from 1974-78.
- Retired after the 1978 season because of an injury to his right elbow.
- Posted an ERA under 3.00 on three occasions...compiled a 9-2 record and 2.34 ERA for Rocky Mount in 1975...went 7-3 and had a 3.15 ERA for Auburn in 1974.

## PERSONAL

- Nicknamed "Goose."
- Graduated from Appalachian State University with a bachelor's degree in Health and Physical Education...later earned his master's degree in Sport Science and Administration...pitched for the Mountaineers' baseball team and tossed a no-hitter against Virginia Military Institute in 1972.
- Played baseball, basketball, football, golf and ran track at Hamlet H.S. in Hamlet, North Carolina.

## PROFESSIONAL RECORD

YEAR	CLUB	W-L	ERA	G	GS	CG	SHO	SV	IP	H	R	ER	BB	SO
1972	Appleton	0-0	3.27	8	1	0	0	0	11.0	13	5	4	7	9
1973	Pulaski	1-3	3.46	8	6	1	0	0	39.0	38	24	15	16	30
1974	Auburn	7-3	3.15	23	0	0	0	0	40.0	29	18	14	20	28
	Spartanburg	2-1	1.97	22	0	0	0	0	32.0	27	9	7	16	22
1975	Rocky Mount	9-2	2.34	52	0	0	0	0	77.0	65	31	20	44	43
1976	Reading	0-6	2.69	43	1	1	0	0	67.0	62	27	20	35	30
1977	Reading	1-2	6.83	11	2	0	0	0	29.0	32	25	22	13	13
1978	Reading	2-1	6.21	12	1	0	0	0	29.0	39	24	20	16	9
<b>Totals-7 years</b>		<b>22-18</b>	<b>3.39</b>	<b>179</b>	<b>11</b>	<b>2</b>	<b>0</b>	<b>0</b>	<b>324.0</b>	<b>306</b>	<b>163</b>	<b>122</b>	<b>167</b>	<b>184</b>

## 11

Manny  
Mota

Coach

**Height:** 5-11    **Weight:** 168  
**Threw and Batted:** Right  
**Birth Date:** February 18, 1938  
**Birthplace:** Santo Domingo, DR  
**Date Appointed:** January 1, 1980  
**Wife's Name and Wedding Date:**  
 Margarita Matos, February 16, 1963  
**Children:** Cecilia Margarita (11-2-63),  
 Jose Manuel (3-16-65), Andres Albertos  
 (3-4-66), Domingo Rafael (8-4-69), Manuel  
 Rafael (10-6-70), Maria Deloudres (6-7-72),  
 Rafael Manuel (10-23-74) and Antonio Nicolas (10-31-77)

**COACHING CAREER**

- Begins his 41st season in professional baseball and 29th with the Dodgers, including 11 seasons as a player.
- His coaching duties include working with Dodger players before games and assisting with offensive and defensive charting in a non-uniform capacity during the game...also served as a bench coach for the remainder of the 1997 season when Reggie Smith had neck surgery on July 14.
- Began coaching for the Dodgers in 1980 when he was named first base coach and batting instructor...was the Dodgers bench coach for the remainder of the 1996 season after Tom Lasorda announced his retirement on July 29.
- Has appeared in five World Series with the Dodgers - three as a player in 1974, '77 and '78 and two as a coach in 1981 and '88.
- Has managed seven seasons in the Dominican Winter League and was selected Manager of the Year in 1984 while with Cambrioso.
- He managed Mexicali to the semifinals of the Mexican Pacific League in 1993.

**PLAYING CAREER**

- Batted .304 over his 20-year major league career with Los Angeles, San Francisco, Pittsburgh and Montreal.
- Is the all-time major league record holder with 150 pinch hits...had 15 pinch-hits and hit .357 in a pinch-hitting role in 1979 to surpass Smokey Burgess' record of 144 pinch hits...has the seventh-best pinch-hit mark with a .299 (150-for-501) average.
- Had a .319 (106-for-332) average as a pinch-hitter and an overall .315 (605-for-1923) average in his 11 seasons with the Dodgers.
- Retired as a player in 1980 but was activated on Aug. 29 of that same year when Reggie Smith went on the disabled list...had three hits in seven pinch at-bats after returning to the big leagues for his 19th major league season at the age of 42.
- Was the first player selected in the 1969 major league expansion draft by the Montreal Expos.
- Batted .600 in six League Championship Series games but went 0-for-3 in four World Series games.
- Was selected to the 1973 N.L. All-Star team at Kansas City...led the N.L. in batting at the All-Star break with a .351 average.

**PERSONAL**

- Five of his sons have played professional baseball...Tony currently plays in the Dodgers organization, Jose is in the Royals organization and Gary is in the Phillies organization...Andy and Domingo also played professionally and have since retired.



## 14

## Mike Scioscia

Coach

**Height:** 6-2      **Weight:** 220  
**Threw and Batted:** Right, Left  
**Birth Date:** November 27, 1958  
**Birthplace:** Upper Darby, PA  
**Date Appointed:** October 10, 1996  
**Wife's Name and Wedding Date:**  
 Anne, January 26, 1985  
**Children:** Matthew (9-20-88) and  
 Taylor (12-12-91)



## COACHING CAREER

- Begins his second season as the Dodgers bench coach...served as the Dodgers minor league catching coordinator from 1995-96.
- Spent plenty of time out of the dugout in 1997...he coached third base from May 16-June 3 when Joe Amalfitano missed 18 games because of personal reasons...he then coached first base for the remainder of the season after Reggie Smith had neck surgery on July 14.
- Has been instrumental in tutoring Mike Piazza behind the plate in his first season on the major league coaching staff...Piazza threw out 23 percent (33 of 145) of the runners attempting to steal in 1997, compared to just 17 percent (26 of 157) in 1996.
- Managed the Peoria Javelinas to the Arizona Fall League Championship after the 1997 season...his team set an AFL record with a .317 batting average and was also first in the league with a 4.15 ERA...team consisted of Dodger prospects Adam Riggs, Paul LoDuca, J.P. Roberge, Will Brunson and Jeff Kubenka...other prospects on the team were Florida's Mark Kotsay and Montreal's Brad Fullmer.

## PLAYING CAREER

- Spent 15 seasons as a catcher in the major leagues with Los Angeles, San Diego and Texas...however, he played all of his 1,441 games with the Dodgers after missing the final two seasons of his career because of an injury to his right shoulder.
- Retired on Aug. 2, 1994 while with the Texas Rangers after spending 15 months attempting a comeback from major shoulder surgery...had surgery on May 18, 1993 to repair a torn rotator cuff in his right shoulder after sustaining the injury during spring training in March 1993 with the San Diego Padres.
- Is the Dodgers' all-time record holder for games caught with 1,395...Scioscia set the record on June 8, 1991 at Chicago when he appeared in his 1,219th game, passing John Roseboro...caught 100-plus games 10 times in his career, including nine consecutive seasons from 1984-92.
- Ranks among the Los Angeles Dodgers' all-time leaders in walks (4th, 567), doubles (5th, 198), games (6th, 1,441), hits (9th, 1,131), and total bases (10th, 1,557)...finished his career with a .54 strikeout (307) to walk (567) ratio.
- Had a career fielding percentage of .988 after committing only 114 errors in 9,186 total chances...ranks 13th on the all-time catchers list in putouts (8,335) and is 14th in total chances...led N.L. catchers in putouts and total chances in 1987, '89, and '90, and in assists in 1989 and '92.
- Caught two Dodger no-hitters - Fernando Valenzuela's on June 29, 1990 against St. Louis and Kevin Gross' on Aug. 17, 1992 against San Francisco.
- Made his first start in an All-Star Game as an injury replacement for San Diego's Benito Santiago in 1990 at Chicago's Wrigley Field...became the first Dodger catcher to start an All-Star Game since Roy Campanella in 1954...was named to his first All-Star team in 1989 at Anaheim as a reserve.

**SCIOSCIA** (Continued)

- Batted .264 after collecting 14 hits over 18 games in three League Championship Series with the Dodgers...had a .364 average (8-for-22) in the 1988 League Championship Series against New York, including a two-run game-tying homer off Dwight Gooden in the ninth inning of Game 4...also homered in Game 1 of the 1981 League Championship Series against Montreal.
- Hit .222 in two World Series with the Dodgers in 1981 and '88.

**PERSONAL**

- Has been active in charitable causes in Southern California...was presented the Humanities Award by the Shriners Crippled Children's Hospital in Los Angeles in 1992 for his civic contributions.
- Played baseball, basketball and football at Springfield (PA) H.S....was Delaware County baseball player of the year in 1975 and 1976 and a two-time all-area selection in baseball and football.
- Was invited by the International Baseball Federation to conduct a clinic in Italy during the offseason.

**PROFESSIONAL RECORD**

YEAR	CLUB	AVG.	G	AB	R	H	2B	3B	HR	RBI	BB	SO	SB
1976	Bellingham	.278	46	151	25	42	6	0	7	26	36	22	2
1977	Clinton	.253	121	364	58	92	20	1	7	44	79	25	9
1978	San Antonio	.299	58	204	29	61	16	0	2	34	31	20	3
1979	Albuquerque	.336	143	461	80	155	34	0	3	68	73	33	5
1980	Albuquerque	.331	52	160	33	53	11	1	3	33	36	13	3
	LOS ANGELES	.254	54	134	8	34	5	1	1	8	12	9	1
1981	LOS ANGELES	.276	93	290	27	80	10	0	2	29	36	18	0
1982	LOS ANGELES	.219	129	365	31	80	11	1	5	38	44	31	2
1983	LOS ANGELES	.314	12	35	3	11	3	0	1	7	5	2	0
1984	LOS ANGELES	.273	114	341	29	93	18	0	5	38	52	26	2
1985	LOS ANGELES	.296	141	429	47	127	26	3	7	53	77	21	3
1986	LOS ANGELES	.251	122	374	36	94	18	1	5	26	62	23	3
1987	LOS ANGELES	.265	142	461	44	122	26	1	6	38	55	23	7
1988	LOS ANGELES	.257	130	408	29	105	18	0	3	35	38	31	0
1989	LOS ANGELES	.250	133	408	40	102	16	0	10	44	52	29	0
1990	LOS ANGELES	.264	135	435	46	115	25	0	12	66	55	31	4
1991	LOS ANGELES	.264	119	345	39	91	16	2	8	40	47	32	4
1992	LOS ANGELES	.221	117	348	19	77	6	3	3	24	32	31	3
1993	SAN DIEGO												
1994	TEXAS												
<b>ML Totals-13 years</b>		<b>.259</b>	<b>1441</b>	<b>4373</b>	<b>398</b>	<b>1131</b>	<b>198</b>	<b>12</b>	<b>68</b>	<b>446</b>	<b>567</b>	<b>307</b>	<b>29</b>

**DIVISION SERIES RECORD**

YEAR	CLUB, OPP.	AVG.	G	AB	R	H	2B	3B	HR	RBI	BB	SO	SB
1981	L.A. vs. HST.	.154	4	13	0	2	0	0	0	1	1	2	0

**LEAGUE CHAMPIONSHIP SERIES RECORD**

YEAR	CLUB, OPP.	AVG.	G	AB	R	H	2B	3B	HR	RBI	BB	SO	SB
1981	L.A. vs. MTL.	.133	5	15	1	2	0	0	1	1	2	1	0
1983	L.A. vs. PHI.												
1985	L.A. vs. STL.	.250	6	16	2	4	0	0	0	1	4	0	0
1988	L.A. vs. N.Y.	.364	7	22	3	8	1	0	1	2	1	2	0
<b>LCS Totals</b>		<b>.264</b>	<b>18</b>	<b>53</b>	<b>6</b>	<b>14</b>	<b>1</b>	<b>0</b>	<b>2</b>	<b>4</b>	<b>7</b>	<b>3</b>	<b>0</b>

**WORLD SERIES RECORD**

YEAR	CLUB, OPP.	AVG.	G	AB	R	H	2B	3B	HR	RBI	BB	SO	SB
1981	L.A. vs. N.Y.	.250	3	4	1	1	0	0	0	0	1	0	0
1988	L.A. vs. OAK.	.214	4	14	0	3	0	0	0	1	0	2	0
<b>WS Totals</b>		<b>.222</b>	<b>7</b>	<b>18</b>	<b>1</b>	<b>4</b>	<b>0</b>	<b>0</b>	<b>0</b>	<b>1</b>	<b>1</b>	<b>2</b>	<b>0</b>

**ALL-STAR GAME RECORD**

YEAR	CLUB, SITE	AVG.	G	AB	R	H	2B	3B	HR	RBI	BB	SO	SB
1989	L.A., CAL.	.000	1	1	0	0	0	0	0	0	0	0	0
1990	L.A., CHI. (NL)	.000	1	2	0	0	0	0	0	0	0	1	0
<b>ASG Totals</b>		<b>.000</b>	<b>2</b>	<b>3</b>	<b>0</b>	<b>0</b>	<b>0</b>	<b>0</b>	<b>0</b>	<b>0</b>	<b>0</b>	<b>1</b>	<b>0</b>

## 9

Reggie  
Smith

Coach

**Height:** 6-0      **Weight:** 202  
**Threw and Batted:** Right, Both  
**Birth Date:** April 2, 1945  
**Birthplace:** Shreveport, LA  
**Date Appointed:** October 16, 1993  
**Wife's Name and Wedding Date:**  
 Rose, November 30, 1988  
**Children:** Reggie Jr. (4-8-68), Nicole (2-4-72)

**COACHING CAREER**

- Missed the remainder of the 1997 season after having surgery on July 14 to remove a disc in his neck...the surgery was performed by Dr. Robert Watkins at Centinela Hospital Medical Center...Mike Scioscia took his place as first base coach.
- Besides his responsibilities as first base coach, he also serves as the Dodgers hitting instructor...he spends hours dissecting players' swings and viewing videotape to help players make proper adjustments.
- The Dodgers slugged 174 home runs in 1997, the most by any Dodger club since the '79 club led the N.L. with 183 homers...the 174 home runs also tied Atlanta for second in the N.L. behind Colorado's major league best 239 homers...overall, Dodger batters have hit 579 home runs in 582 games in Smith's four years as hitting instructor.
- The Dodgers finished fourth in the N.L. with a .268 batting average in 1997, their best mark since finishing the strike-shortened 1994 season with a .270 average.
- Served as the Dodgers minor league field coordinator from 1992-93 and minor league hitting instructor from 1989-1994...still serves as the organizational hitting coordinator.
- Was a member of the Dodgers coaching staff for the Friendship Series in Taipei, Taiwan and Fukuoka, Japan in 1993.

**PLAYING CAREER**

- Batted .287 with 314 homers and 1,092 RBI in 17 major league seasons with Boston, St. Louis, Los Angeles and San Francisco...he batted over .300 seven times in his major league career and hit 20 or more home runs eight times.
- His 314 home runs rank third among switch hitters on the all-time list behind Mickey Mantle (536) and Eddie Murray (506).
- Twice led the A.L. in doubles with 37 in 1968 and 33 in 1971.
- Won a Rawlings' Gold Glove in 1968 after leading the A.L. in putouts.
- Was voted the Dodgers' Most Valuable Player in 1977 when he set a then Los Angeles Dodger record with a .576 slugging percentage...the record has since been broken by Pedro Guerrero in 1985 (.577) and Mike Piazza in 1995 (.606) and 1997 (.638).
- Hit 32 home runs in 1977 to join Steve Garvey (33), Dusty Baker (30) and Ron Cey (30) as baseball's first foursome to hit 30 or more homers in a season...the '97 Dodgers were the second team in club history to do so when Mike Piazza (40), Eric Karros (31), Todd Zeile (31) and Raul Mondesi (30) all hit 30 or more home runs...the Rockies also accomplished the feat from 1995-97.
- Played in four World Series and had a .247 average with six home runs in 21 games...had a .212 average in three League Championship Series.
- Appeared in seven All-Star Games and batted .250 (3-for-12) with a home run.
- Played two seasons in Japan with the Tokyo Giants from 1983-84 after finishing his career in the United States...was managed by Japanese home run king Sadaharu Oh.

SMITH (Continued)

**PERSONAL**

- Was an All-State selection in football and baseball at Centennial H.S. in Compton, CA...had a three-year high school batting average of .406 and played quarterback and halfback on the football team.
- Created the Reggie Smith Baseball Academy, an all-encompassing camp for individuals to develop their baseball skills and receive instruction and training opportunities...the center addresses all aspects of the game of baseball and is for individuals from Little League to the majors...if interested, call (818) 788-3467 or toll-free at (888) 448-7722.
- Enjoys working with computers and is involved with youth programs...has also entertained campers at the Dodgers Adult Fantasy Camp by playing the drums.

**PROFESSIONAL RECORD**

YEAR	CLUB	AVG.	G	AB	R	H	2B	3B	HR	RBI	BB	SO	SB
1963	Wytheville	.257	66	253	59	65	8	3	8	37	44	69	14
1964	Reading	.128	17	47	6	6	1	0	0	4	5	12	1
	Waterloo	.318	87	308	63	98	18	5	15	60	49	68	18
1965	Pittsfield	.259	130	499	85	129	23	14	8	64	66	69	18
1966	Toronto	.320	143	506	86	162	30	9	18	80	39	73	13
	BOSTON	.154	6	26	1	4	1	0	0	0	0	5	0
1967	BOSTON	.246	158	565	78	139	24	6	15	61	57	95	16
1968	BOSTON	.265	155	558	78	148	37	5	15	69	64	77	22
1969	BOSTON	.309	143	543	87	168	29	7	25	93	54	67	7
1970	BOSTON	.303	147	580	109	176	32	7	22	74	51	60	10
1971	BOSTON	.283	159	618	85	175	33	2	30	96	63	82	11
1972	BOSTON	.270	131	467	75	126	25	4	21	74	68	63	15
1973	BOSTON	.303	115	423	79	128	23	2	21	69	68	49	3
1974	ST. LOUIS	.309	143	517	79	160	26	9	23	100	71	70	4
1975	ST. LOUIS	.302	135	477	67	144	26	3	19	76	63	59	9
1976	ST. LOUIS	.218	47	170	20	37	7	1	8	23	14	28	1
	LOS ANGELES	.280	65	225	35	63	8	4	10	26	18	42	2
1977	LOS ANGELES	.307	148	488	104	150	27	4	32	87	104	76	7
1978	LOS ANGELES	.295	128	447	82	132	27	2	29	93	70	90	12
1979	LOS ANGELES	.274	68	234	41	64	13	1	10	32	31	50	6
1980	LOS ANGELES	.322	92	311	47	100	13	0	15	55	41	63	5
1981	LOS ANGELES	.200	41	35	5	7	1	0	1	8	7	8	0
1982	SAN FRANCISCO	.284	106	349	51	99	11	0	18	56	46	46	7
AL Totals—8 years		.281	1014	3780	592	1064	204	33	149	536	425	498	84
NL Totals—9 years		.294	973	3253	531	956	159	24	165	556	465	532	53
ML Totals—17 years		.287	1987	7033	1123	2020	363	57	314	1092	890	1030	137

**DIVISION SERIES RECORD**

YEAR	CLUB, OPP.	AVG.	G	AB	R	H	2B	3B	HR	RBI	BB	SO	SB
1981	L.A. vs. Hst.	.000	2	1	0	0	0	0	0	1	0	1	0

**LEAGUE CHAMPIONSHIP SERIES RECORD**

YEAR	CLUB, OPP.	AVG.	G	AB	R	H	2B	3B	HR	RBI	BB	SO	SB
1977	L.A. vs. Phi.	.188	4	16	2	3	0	1	0	1	2	5	1
1978	L.A. vs. Phi.	.188	4	16	2	3	1	0	0	1	0	2	0
1981	L.A. vs. Mtl.	1.000	1	1	0	1	0	0	0	1	0	0	0
LCS Totals		.212	9	33	4	7	1	1	0	3	2	7	1

**WORLD SERIES RECORD**

YEAR	CLUB, OPP.	AVG.	G	AB	R	H	2B	3B	HR	RBI	BB	SO	SB
1967	Bos. vs. StL.	.250	7	24	3	6	1	0	2	3	2	2	0
1977	L.A. vs. N.Y.	.273	6	22	7	6	1	0	3	5	4	3	0
1978	L.A. vs. N.Y.	.200	6	25	3	5	0	0	1	5	2	6	0
1981	L.A. vs. N.Y.	.500	2	2	0	1	0	0	0	0	0	1	0
WS Totals		.247	21	73	13	18	2	0	6	13	8	12	0

## ALL-STAR GAME RECORD

YEAR	CLUB, SITE	AVG.	G	AB	R	H	2B	3B	HR	RBI	BB	SO	SB
1969	A.L., Wash.	.000	1	1	1	0	0	0	0	0	0	0	0
1972	A.L., Atl.	.000	1	1	0	0	0	0	0	0	0	1	0
1974	N.L., Pgh.	.500	1	2	1	1	0	0	1	1	0	0	0
1975	N.L., Mil.	.500	1	2	1	1	0	0	0	0	0	0	0
1977	N.L., N.Y.	1.000	1	1	0	1	0	0	0	0	0	0	0
1978	N.L., S.D.	.000	1	3	0	0	0	0	0	0	0	1	0
1980	N.L., L.A.	.000	1	2	0	0	0	0	0	0	0	0	0
<b>ASG Totals</b>		<b>.250</b>	<b>7</b>	<b>12</b>	<b>3</b>	<b>3</b>	<b>0</b>	<b>0</b>	<b>1</b>	<b>1</b>	<b>0</b>	<b>2</b>	<b>0</b>

## LOS ANGELES DODGERS TRAINING STAFF

**CHARLIE STRASSER** *Head Trainer*

- Charlie Strasser will begin his 21st season in the Dodger organization and third season as head trainer. Prior to being promoted to head trainer in October 1995, Strasser spent 11 years as assistant trainer and seven years as a trainer in the Dodgers' minor league system from 1972-74 and 1981-84. He also worked as a trainer for the Cleveland Cavaliers from 1974-80.



Strasser was on the N.L. training staff at the 1997 All-Star Game in Cleveland and was voted MLB Trainers of the Year with former head trainer Bill Buhler in 1989 by the Professional Baseball Athletic Trainers Society (PBATS). He also received the Good Guy Award from the local BBWAA chapter in February 1993.

Strasser serves as the chairman of the PBATS International Relations Committee, is PBATS' N.L. representative, serves as PBATS' consultant to MLB International and also serves on the NATA International Relations Committee. He also was part of a contingent that traveled to Japan and Korea in 1997 to lecture on current athletic training procedures. Strasser is also a member of the Dodgers' Speakers Bureau.

Strasser graduated from Indiana University in 1972 with a Bachelor of Science degree in Athletic Training and Physical Education. He has three children, Jeremy, Carie and Amy.

**PAT SCRENAR** *Physical Therapist*

- Pat Screnar begins his 18th season with the Dodgers after joining the club in February 1981. Screnar, who was instrumental rehabilitating Orel Hershiser after his "first-of-its-kind" right shoulder reconstruction for a major league pitcher in 1990, develops therapy programs for injured players and plans individual exercise programs. He has since co-authored *Shoulder and Arm Exercises for Athletes* with the Centinela Hospital Medical Center staff and *Operative Techniques in Upper Extremity Sports Injuries* in 1996.



Screnar received a Bachelor of Science degree in Physical Education from the University of Montana in 1975, and spent 18 months in graduate work at the Los Angeles Children's Hospital. He worked as a therapist for the Kerlan-Jobe Clinic from 1979-81 prior to joining the Dodgers. He and his wife Tina have two children, Kristin and Ryan.

**STAN JOHNSTON** *Assistant Trainer*

- Stan Johnston begins his third season as the Dodgers' assistant trainer after being promoted from Triple-A Albuquerque in October 1995, where he served as the Dukes' head trainer from 1989-95. He also served as the trainer for Sun Cities in the Arizona Fall League following the 1995 season. Johnston joined the Dodger organization in 1985 as a trainer at Rookie Great Falls before serving as head trainer at Single-A Bakersfield from 1986-88.



He earned his Bachelor of Science degree in Sports Medicine from Western Montana College in 1981 and Master of Science degree in Sports

## JOHNSTON (Continued)

Medicine from Montana State University in 1985 while competing as a bull rider on the Professional Rodeo Cowboys Association circuit from 1977-85. He and his wife Tawni have two children, Jesse and Jansyn.

## CLUBHOUSE PERSONNEL

Dave Wright, Dodger Clubhouse Manager  
Jerry Turner, Visiting Clubhouse Manager


## HOW THE 1998 DODGERS WERE CONSTRUCTED

## First Year in Dodgers

Organization	Amateur Draft (12)	Free Agent (19)	Trades/Waiver Claims (9)
1984		Ramon Martinez (1)	
1985			
1986			
1987			
1988	Billy Ashlev (2) Eric Karros (3) Mike Piazza (4)	Raul Mondesi (5)	
1989	Garey Ingram (6)	Henry Blanco (7)	
1990			
1991	Todd Hollandsworth (9)	Roger Cedeño (8) Antonio Osuna (10) Juan Castro (11) Ismael Valdes (12) Wilton Guerrero (13)	
1992	Brian Richardson (14)	Anael Pena (15)	
1993	Darren Dreifort (16) Paul LoDuca (17)	Dennis Reyes (18) Tom Prince (19)	
1994	Paul Konerko (21) Mike Metcalfe (22) Adam Riggs (23)	Chan Ho Park (20)	William Brunson (24)
1995	Kevin Gibbs (27)	Hideo Nomo (25) Ignacio Flores (26) Darren Hall (29)	Mark Guthrie (28)
1996		Scott Radinsky (30) Todd Zeile (33)	Mike Judd (31) Tripp Cromer (32)
1997		Trenidad Hubbard (37) Jose Vizcaino (38)	Eric Young (34) Matt Luke (35) Jim Bruske (36) Marc Deshenes (39) Frank Lankford (40)

- (1) **Martinez:** Signed as a free agent on Sept. 1, 1984.
- (2) **Ashley:** Dodgers' 2nd selection (3rd round) in the June 1988 Free Agent Draft.
- (3) **Karros:** Dodgers' 5th selection (6th round) in the June 1988 Free Agent Draft.
- (4) **Piazza:** Dodgers' 61st selection (62nd round) in the June 1988 Free Agent Draft.
- (5) **Mondesi:** Signed as a free agent on June 6, 1988.
- (6) **Ingram:** Dodgers' 47th selection (44th round) in the June 1989 Free Agent Draft.
- (7) **Blanco:** Signed as a free agent on Nov. 12, 1989.
- (8) **Cedeño:** Signed as a free agent on March 28, 1991.
- (9) **Hollandsworth:** Dodgers' 1st selection (3rd round) in the June 1991 Free Agent Draft.
- (10) **Osuna:** Signed as a free agent on June 12, 1991.
- (11) **Castro:** Signed as a free agent on June 13, 1991.
- (12) **Valdes:** Signed as a free agent on June 14, 1991.
- (13) **Guerrero:** Signed as a free agent on Oct. 8, 1991.
- (14) **Richardson:** Dodgers' 10th selection (7th round) in the June 1992 Free Agent Draft.
- (15) **Peña:** Signed as a free agent on July 24, 1992.
- (16) **Dreifort:** Dodgers' 1st selection (1st round) in the June 1993 Free Agent Draft.
- (17) **LoDuca:** Dodgers' 25th selection (25th round) in the June 1993 Free Agent Draft.
- (18) **Reyes:** Signed as a free agent on July 5, 1993.
- (19) **Prince:** Signed as a free agent on Nov. 12, 1993.
- (20) **Park:** Signed as a free agent on Jan. 14, 1994.
- (21) **Konerko:** Dodgers' 1st selection (1st round) in the June 1994 Free Agent Draft.
- (22) **Metcalfe:** Dodgers' 3rd selection (3rd round) in the June 1994 Free Agent Draft.
- (23) **Riggs:** Dodgers' 22nd selection (22nd round) in the June 1994 Free Agent Draft.
- (24) **Brunson:** Acquired in a trade with Cincinnati for Ben VanRyn on Dec. 16, 1994.
- (25) **Nomo:** Signed as a free agent on Feb. 13, 1995.
- (26) **Flores:** Signed as a free agent on April 6, 1995.
- (27) **Gibbs:** Dodgers' 6th selection (6th round) in the June 1995 Free Agent Draft.
- (28) **Guthrie:** Acquired in a trade along with Kevin Tapani from Minnesota for Ron Coomer, Greg Hansell and Jose Parra on July 31, 1995.
- (29) **Hall:** Signed as a free agent on Nov. 1, 1995.
- (30) **Radinsky:** Signed as a free agent on Jan. 17, 1996.
- (31) **Judd:** Acquired in a trade with the New York Yankees for Billy Brewer on June 21, 1996.
- (32) **Cromer:** Claimed on waivers from St. Louis on Nov. 27, 1996.
- (33) **Zeile:** Signed as a free agent on Dec. 8, 1996.
- (34) **Young:** Acquired in a trade with Colorado for pitcher Pedro Astacio on Aug. 18, 1997.
- (35) **Luke:** Claimed on waivers from the New York Yankees on Sept. 25, 1997.
- (36) **Bruske:** Claimed on waivers from San Diego on Oct. 6, 1997.
- (37) **Hubbard:** Signed as a free agent on Dec. 3, 1997.
- (38) **Vizcaino:** Signed as a free agent on Dec. 8, 1997.
- (39) **Deshenes:** Selected in the Rule V Draft from Cleveland on Dec. 15, 1997.
- (40) **Lankford:** Selected in the Rule V Draft from the New York Yankees on Dec. 15, 1997.

# Players



*(From top) First baseman Eric Karros; outfielder Todd Hollandsworth; right-handed pitcher Darren Dreifort; catcher Mike Piazza; right-handed pitchers Chan Ho Park and Hideo Nomo; and right-handed pitcher Ismael Valdes.*



21

**Billy  
Ashley***Outfielder*

**Height:** 6-5      **Weight:** 242  
**Bats:** Right      **Throws:** Right  
**Opening Day Age:** 27  
**Birth Date:** July 11, 1970  
**Birthplace:** Taylor, MI  
**M.L. Service:** 3 years and 82 days  
**How Obtained:** Dodgers' 3rd round  
pick (2nd selection) in the June 1988  
Free Agent Draft  
**Contract Status:** Signed through 1998

**1997 NOTES**

- Batted .244 with six home runs and 19 RBI over 71 games in his sixth major league season with the Dodgers.
- Added two pinch-hit home runs to give him seven for his career... the first came off Anaheim's Mike Holtz in the seventh inning on June 18 to give the Dodgers a 6-5 lead...the other roundtripper came off New York's Joe Crawford in the eighth inning on July 22 when the Dodgers won 8-3...the seven pinch homers rank him second in club history behind Lee Lacy's eight.
- Made 31 starts in left field and batted .289 (26-for-90) with four homers and 14 RBI in those games...went 2-for-3 and scored a run as a starter in the final game of the season on Sept. 28 at Colorado...it was his first start since Aug. 10.
- Began the season just 2-for-15 (.133) but collected 18 hits in his next 67 at bats for a .269 average...had five home runs and 15 RBI during that 29-game stretch.
- Batted .292 (14-for-48) when he and Eric Anthony platooned as starters in left field from May 2-June 1...during that span he hit three home runs and drove in 12 runs in 17 games.
- Hit safely in 10 straight starts from May 11-June 15 (13-for-34, .382)...went 2-for-3 with a home run and three RBI on May 24 against Atlanta.
- His game-winning two-run home run in the sixth inning off Hector Carrasco on May 5 against Cincinnati snapped a 1-1 tie and provided the Dodgers with the 3-1 victory...also had a RBI single in the fourth inning at Cincinnati on May 15 to give the Dodgers a 2-0 lead in a game they won 2-1...drove in the first run of the game when the Dodgers shutout Atlanta 2-0 on May 25.
- Had a .409 average in July after collecting nine hits in 22 at-bats ...started six games in left field.
- Utilized primarily as a pinch hitter down the stretch and finished the season with six hits in 34 at-bats (.176) with two home runs and five RBI.
- Hit .289 (26-for-90) against lefthanders and .146 (6-for-41) off righthanders...did better on the road (.266) than at Dodger Stadium (.224).

**MAJOR LEAGUE HIGHLIGHTS****1996:**

- Batted .200 with nine home runs and 25 RBI in 71 games.
- Slugged five pinch-hit home runs, tying Lee Lacy's single-season club record set in 1978...the franchise record and major league record is held by Johnny Frederick, who had six in 1932.
- Led all N.L. pinch-hitters in home runs, was second with a .862 slugging percentage and .500 on-base percentage, tied for third with 12 RBI and eighth with a .345 batting average (minimum 25 at-bats).

- His pinch-hit home runs came on June 29 at Colorado, on July 29 at Houston, on Aug. 2 vs. Atlanta, on Sept. 14 vs. St. Louis and on Sept. 25 vs. San Francisco.
- Was 10-for-29 (.345) with five home runs and 12 RBI as a pinch-hitter... finished the season 9-for-18 (.500) with five home runs and 11 RBI in his last 18 at-bats.
- Started 33 games in left field...batted .154 (12-for-78) with four home runs and 12 RBI in those starts.
- Hit his first major league triple in the first inning on May 25 at Montreal off Rheel Cormier.
- Registered his only outfield assist when he gunned down Greg Colbrunn at home plate on July 23 at Florida in the sixth inning.
- Was placed on the 15-day disabled list from April 20-May 12 with a strained right hamstring.

**1995:**

- Batted .237 with eight homers and 27 RBI in his first full season with the Dodgers.
- Drove in a career-high five RBI on April 28 vs. Atlanta.
- Hit two home runs on June 17 at Chicago for his first career multi-home run game.
- Had three five-game hitting streaks; May 12-16 (10-for-17, .588), June 5-10 (6-for-16, .375) and June 21-25 (8-for-16, .500).
- Made 57 starts in left field in the first half...batted .253 with eight home runs and 27 RBI at the All-Star break...made just six starts in the second half and just one after Aug. 10.
- Batted .299 (35-for-117) with six home runs and 22 RBI at Dodger Stadium and .163 (16-for-98) with two home runs and five RBI.

**1994:**

- Opened the season with the Dodgers but appeared in just two games before being optioned to Triple-A Albuquerque on April 14.
- Made two starts in left field for the Dodgers on April 8 and 10 vs. Atlanta.
- Was the *USA Today's* Minor League Player of the Year after batting .345 with 37 home runs and 105 RBI at Albuquerque...also was the Pacific Coast League's Player of the Year and named to *Baseball America's* All-Star team.
- His 37 home runs led the minors and were the most in the PCL since Danny Tartabull hit 43 in 1985...averaged one home run per 10.49 at-bats...added four more home runs in the playoffs to give him 41 for the season.
- Was the ninth Dodger minor leaguer to hit 37 or more home runs and first since Greg Brock slugged 44 in 1982 at Albuquerque.
- His .345 batting average was ninth best in the minor leagues, seventh best in the PCL, fifth among minor league outfielders and tops in the Dodger organization.
- His 272 bases ranked fifth in the minor leagues and his .701 slugging percentage led all minor league players.
- Named the second-best prospect in the PCL by *Baseball America*.
- Was placed on the 15-day disabled list from May 1-17 with a pulled quadricep muscle.
- Homered in three straight games from Aug. 12-14 and totaled 14 home runs in his last 23 games.
- Tied a PCL record when he, Ron Coomer, Mike Busch and Todd Hollandsworth homered in consecutive at-bat off Kevin Meier on Aug. 29 at Colorado Springs.

**1993:**

- Batted .243 in 14 games with the Dodgers after he was recalled when the rosters expanded on Sept. 6.
- Had a .297 batting average with 26 home runs and 100 RBI at Albuquerque...was named the Dodgers' Minor League Player of the Year after leading all farmhands in runs (88), home runs and RBI.
- Named to the PCL All-Star team and was named the Best Power Prospect in the PCL by *Baseball America*...also selected to Topps' Triple-A All-Star team.
- Tied for seventh in homers and fifth in RBI among Triple-A players...set an Albuquerque club record with 143 strikeouts.



## STATISTICAL BREAKDOWN

	1997							CAREER					
	AVG.	G	AB	R	H	HR	RBI	AVG.	AB	H	HR	RBI	
<b>Totals</b>	.244	71	131	12	32	6	19	.231	594	137	25	77	
Atlanta	.222	7	18	1	4	1	4	.282	71	20	4	16	
Chicago	.375	5	8	0	3	0	0	.229	48	11	3	4	
Cincinnati	.250	6	16	1	4	1	4	.208	48	10	1	5	
Colorado	.500	2	4	1	2	0	0	.296	27	8	1	5	
Florida	.364	4	11	0	4	0	2	.205	44	9	1	3	
Houston	.000	7	7	0	0	0	0	.135	52	7	2	4	
Milwaukee	-	-	-	-	-	-	-	-	-	-	-	-	
Montreal	.125	7	16	0	2	0	1	.241	54	13	0	8	
New York	.250	3	4	1	1	1	1	.150	20	3	1	1	
Philadelphia	.250	2	4	0	1	0	1	.226	31	7	1	5	
Pittsburgh	.200	5	5	0	1	0	1	.154	39	8	1	3	
St. Louis	.250	3	4	0	1	0	0	.313	32	10	2	7	
San Diego	.308	6	13	2	4	1	1	.190	58	11	2	3	
San Francisco	.273	7	11	3	3	1	2	.300	60	18	5	11	
Anaheim	.250	3	4	2	1	1	2	.250	4	1	1	2	
Oakland	.000	2	2	0	0	0	0	.000	2	0	0	0	
Seattle	.250	2	4	1	1	0	0	.250	4	1	0	0	
Texas	-	-	-	-	-	-	-	-	-	-	-	-	
American League	.200	7	10	3	2	1	2	.200	10	2	1	2	
Before ASG	.229	46	96	8	22	5	16	.228	356	81	17	53	
After ASG	.286	25	35	4	10	1	3	.235	238	56	8	24	
April	.133	9	15	0	2	0	1	.229	48	11	4	12	
May	.292	17	48	3	14	3	12	.265	147	39	6	21	
June	.138	18	29	3	4	2	3	.192	130	25	7	18	
July	.409	12	22	5	9	1	3	.224	67	15	2	8	
August	.091	11	11	0	1	0	0	.227	44	10	2	7	
Sept./Oct.	.333	4	6	1	2	0	0	.243	152	37	4	11	
Pinch Hitting	.176	-	34	-	6	2	5	.250	84	21	7	18	
Longest Streak			4 Games						5 Games				
Home	.224	39	67	6	15	4	16	.268	314	84	17	53	
Away	.266	32	64	6	17	2	3	.167	280	53	8	24	
vs. Righthanders	.146	33	41	2	6	1	2	.195	303	59	8	28	
vs. Lefthanders	.289	48	90	10	26	5	17	.276	283	78	17	49	

## MISCELLANEOUS STATISTICS

Year	Batting Totals							POS	PCT	Fielding Totals					
	IBB	HB	SF	SH	CS	TB	G			PO	A	E	TC	DP	
1992	0	0	0	0	0	32	OF	.857	27	34	2	6	42	0	
1993	0	0	0	0	0	9	OF	1.000	11	11	3	0	14	0	
1994	0	0	0	0	0	3	OF	1.000	2	3	0	0	3	0	
1995	4	2	2	0	0	80	OF	.972	69	102	2	3	107	0	
1996	1	1	1	0	0	53	OF	.952	38	38	2	2	42	1	
1997	0	1	0	0	0	57	OF	.911	35	39	2	4	45	0	
<b>ML Totals</b>	<b>5</b>	<b>4</b>	<b>3</b>	<b>0</b>	<b>0</b>	<b>243</b>		<b>.941</b>	<b>182</b>	<b>227</b>	<b>11</b>	<b>15</b>	<b>253</b>	<b>1</b>	

## ASHLEY'S CAREER TRANSACTIONS

- Selected by Los Angeles in the third round (2nd selection) of the June 1988 Free Agent Draft.

## DISABLED LIST

- April 20-May 11, 1996 (right hamstring strain)

## ASHLEY'S CAREER GAME HIGHS

<b>Most Hits:</b>	3 (4 times), last time June 24, 1995 vs. San Francisco
<b>Most RBI:</b>	5, April 28, 1995 vs. Atlanta
<b>Most HR:</b>	2, June 17, 1995 at Chicago
<b>Most Stolen Bases:</b>	None
<b>Longest Hitting Streak:</b>	5 games (4 times), last time June 21-25, 1995
<b>Career Grand Slams:</b>	None

# 54 Henry Blanco

Catcher

**Height:** 5-11      **Weight:** 220  
**Bats:** Right      **Throws:** Right  
**Opening Day Age:** 26  
**Birth Date:** August 29, 1971  
**Birthplace:** Caracas, VZ  
**M.L. Service:** 31 days  
**How Obtained:** Signed by  
 Los Angeles as a free agent on  
 November 12, 1989  
**Contract Status:** Signed through 1998



## 1997 NOTES

- Saw limited action for the Dodgers in two stints with the big club ...played in a total of three games for Los Angeles and batted .400 (2-for-5) with a home run and RBI.
- Was recalled from Albuquerque on July 25 and made his major league debut that night...had a pinch-hit single to left field off Philadelphia's Scott Ruffcorn in the eighth inning in his first major league at bat...remained in the game to play third base in the ninth inning.
- Optioned back to Albuquerque on July 28 and was recalled again on Sept. 2 when the rosters were expanded.
- Went to first base in the third inning on Sept. 28 at Colorado and hit his first career home run in the fourth inning off John Thomson.
- Was 1-for-2 as a pinch-hitter with the Dodgers.
- Batted .313 (92-for-294) with 20 doubles, one triple, six homers and 47 RBI in 91 games at Triple-A Albuquerque...started 83 games behind the plate for the Dukes.
- Played throughout the season with a labrum tear in his right shoulder...labrum was surgically repaired on Oct. 3 at Centinela Hospital Medical Center by Dr. Frank Jobe.

## MIJOR LEAGUE HIGHLIGHTS

### 1996:

- Converted from third base to catcher and batted .267 (82-for-307) with 14 doubles, one triple, five home runs and 40 RBI in 92 games for San Antonio.
- Hit .556 (5-for-9) with 15 RBI when the bases were loaded.
- Threw out 41 percent (38 of 92) of the runners attempting to steal.
- Played in two games for Albuquerque and went 1-for-6 (.167) with one run scored.

### 1995:

- Split the season between Albuquerque and San Antonio...batted .255 with 12 home runs and 48 RBI in 88 games for the Missions.
- Was named the Texas League Player of the Week from May 1-7 with San Antonio...hit five homers in six games from April 30-May 5.

### 1994:

- Hit .230 with six home runs and 38 RBI in 132 games at San Antonio.
- Chosen by *Baseball America* as the best defensive third baseman in the Texas League.

## PERSONAL

- Attended Antonio Jose de Sucre H.S. in Edo Miranda, Venezuela.

PROFESSIONAL RECORD

YEAR	CLUB	AVG.	G	AB	R	H	2B	3B	HR	RBI	BB	SO	SB
1990	Kissimmee	.219	60	178	23	39	8	0	1	19	26	43	7
1991	Great Falls	.255	62	216	35	55	7	1	5	28	27	39	3
	Vero Beach	.143	5	7	0	1	0	0	0	0	2	0	0
1992	Bakersfield	.234	124	401	42	94	21	2	5	52	51	91	10
1993	San Antonio	.195	117	374	33	73	19	1	10	42	29	80	3
1994	San Antonio	.230	132	405	36	93	23	2	6	38	53	67	6
1995	Albuquerque	.227	29	97	11	22	4	1	2	13	10	23	0
	San Antonio	.255	88	302	37	77	18	4	12	48	29	52	1
1996	San Antonio	.267	92	307	39	82	14	1	5	40	28	38	2
	Albuquerque	.167	2	6	1	1	0	0	0	0	0	3	0
1997	Albuquerque	.313	91	294	38	92	20	1	6	47	37	63	7
	LOS ANGELES	.400	3	5	1	2	0	0	1	1	0	1	0
<b>ML Totals-1 year</b>		<b>.400</b>	<b>3</b>	<b>5</b>	<b>1</b>	<b>2</b>	<b>0</b>	<b>0</b>	<b>1</b>	<b>1</b>	<b>0</b>	<b>1</b>	<b>0</b>

STATISTICAL BREAKDOWN

	1997							CAREER				
	AVG.	G	AB	R	H	HR	RBI	AVG.	AB	H	HR	RBI
<b>Totals</b>	.400	3	5	1	2	1	1	.400	5	2	1	1
Atlanta	.000	1	1	0	0	0	0	.000	1	0	0	0
Chicago	-	-	-	-	-	-	-	-	-	-	-	-
Cincinnati	-	-	-	-	-	-	-	-	-	-	-	-
Colorado	.333	1	3	1	1	1	1	.333	3	1	1	1
Florida	-	-	-	-	-	-	-	-	-	-	-	-
Houston	-	-	-	-	-	-	-	-	-	-	-	-
Milwaukee	-	-	-	-	-	-	-	-	-	-	-	-
Montreal	-	-	-	-	-	-	-	-	-	-	-	-
New York	-	-	-	-	-	-	-	-	-	-	-	-
Philadelphia	1.000	1	1	0	1	0	0	1.000	1	1	0	0
Pittsburgh	-	-	-	-	-	-	-	-	-	-	-	-
St. Louis	-	-	-	-	-	-	-	-	-	-	-	-
San Diego	-	-	-	-	-	-	-	-	-	-	-	-
San Francisco	-	-	-	-	-	-	-	-	-	-	-	-
Anaheim	-	-	-	-	-	-	-	-	-	-	-	-
Oakland	-	-	-	-	-	-	-	-	-	-	-	-
Seattle	-	-	-	-	-	-	-	-	-	-	-	-
Texas	-	-	-	-	-	-	-	-	-	-	-	-
American League	-	-	-	-	-	-	-	-	-	-	-	-
Before ASG	-	-	-	-	-	-	-	-	-	-	-	-
After ASG	.400	3	5	1	2	1	1	.400	5	2	1	1
April	-	-	-	-	-	-	-	-	-	-	-	-
May	-	-	-	-	-	-	-	-	-	-	-	-
June	-	-	-	-	-	-	-	-	-	-	-	-
July	1.000	1	1	0	1	0	0	1.000	1	1	0	0
August	-	-	-	-	-	-	-	-	-	-	-	-
Sept./Oct.	.250	2	4	1	1	1	1	.250	4	1	1	1
Pinch Hitting	.500	-	2	-	1	0	0	.500	2	1	0	0
Longest Streak				1 Game						1 Game		
Home	.500	2	2	0	1	0	0	.500	2	1	0	0
Away	.333	1	3	1	1	1	1	.333	3	1	1	1
vs. Righthanders	.500	2	4	1	2	1	1	.500	4	2	1	1
vs. Lefthanders	.000	1	1	0	0	0	0	.000	1	0	0	0

MISCELLANEOUS STATISTICS

Year	Batting Totals							Fielding Totals						
	IBB	HB	SF	SH	CS	TB	POS	PCT	G	PO	A	E	TC	DP
1997	0	0	0	0	0	5	1B, 3B	1.000	2	5	0	0	5	0
<b>ML Totals</b>	<b>0</b>	<b>0</b>	<b>0</b>	<b>0</b>	<b>0</b>	<b>5</b>		<b>1.000</b>	<b>2</b>	<b>5</b>	<b>0</b>	<b>0</b>	<b>5</b>	<b>0</b>

BLANCO'S CAREER TRANSACTIONS

- Signed with Los Angeles as a free agent on Nov. 12, 1989.

BLANCO (Continued)

## BLANCO'S CAREER GAME HIGHS

Most Hits:	1 (twice), last time September 28, 1997 at Colorado
Most RBI:	1, September 28, 1997 at Colorado
Most HR:	1, September 28, 1997 at Colorado
Most Stolen Bases:	None
Longest Hitting Streak:	None
Career Grand Slams:	None

67

## Will Brunson

*Left-Handed Pitcher*

**Height:** 6-6      **Weight:** 185  
**Bats:** Left      **Throws:** Left  
**Opening Day Age:** 28  
**Birth Date:** March 20, 1970  
**Birthplace:** Irving, TX  
**M.L. Service:** None  
**How Obtained:** Acquired in a trade from Cincinnati for Ben VanRyn on Dec. 16, 1994  
**Contract Status:** Signed through 1998



### 1997 NOTES

- Had a combined 6-6 record and 4.27 ERA in 38 games (11 starts) at Triple-A Albuquerque and Double-A San Antonio.
- Started the season with the Missions and went 5-5 with a 3.47 ERA in 17 games (11 starts) before being promoted to Albuquerque.
- Earned the win after allowing just one hit over 7.0 scoreless innings vs. Wichita on June 19...fanned seven and walked one.
- Went 1-1 with a 6.49 ERA in 27 relief appearances with the Dukes.
- Was 2-2 with three saves and a 4.30 ERA in 13 games for the Arizona Fall League Champion Peoria Javelinas managed by Mike Scioscia.

### MINOR LEAGUE HIGHLIGHTS

#### 1996:

- Went 6-5 with a 3.46 ERA in 20 games (14 starts) after splitting time at San Antonio and Albuquerque.
- Went 3-0 with a 2.77 ERA in nine games for Azucareros in the Dominican Winter League.

#### 1995:

- Was 14-5 with a 3.47 ERA in 27 starts at San Antonio and Single-A San Bernardino...was 10-0 with a 2.05 ERA at San Bernardino before being promoted to San Antonio.
- Named California League Pitcher of the Week from May 21-27.

### PERSONAL

- Attended Southwest Texas State after graduating from DeSoto (TX) H.S.

## CAREER RECORD

YEAR	CLUB	W-L	ERA	G	GS	CG	SHO	SV	IP	H	R	ER	BB	SO
1992	Princeton	5-5	3.59	13	13	0	0	0	72.2	68	34	29	28	48
1993	Charleston (WV)	5-6	3.93	37	15	0	0	0	123.2	119	68	54	50	103
1994	Winston-Salem	12-7	3.98	30	22	3	0	0	165.0	161	83	73	58	129
1995	San Bernardino	10-0	2.05	13	13	0	0	0	83.1	68	24	19	21	70
	San Antonio	4-5	4.95	14	14	0	0	0	80.0	105	46	44	22	44
1996	San Antonio	3-1	2.14	11	5	0	0	0	42.0	32	13	10	15	38
	Albuquerque	3-4	4.47	9	9	1	0	0	54.1	53	29	27	23	47
1997	Albuquerque	1-1	6.49	27	0	0	0	0	26.1	39	19	19	10	25
	San Antonio	5-5	3.47	17	11	2	0	0	72.2	68	30	28	13	71
<b>Totals-6 years</b>		<b>48-34</b>	<b>3.79</b>	<b>171</b>	<b>102</b>	<b>6</b>	<b>0</b>	<b>0</b>	<b>720.0</b>	<b>713</b>	<b>346</b>	<b>303</b>	<b>240</b>	<b>575</b>

## BRUNSON'S CAREER TRANSACTIONS

- Acquired in a trade from Cincinnati for Ben VanRyn on Dec. 16, 1994.
- Selected by Cincinnati in the 21st round of the June 1992 Free Agent Draft.

46

## Jim Bruske

*Right-Handed Pitcher*

**Height:** 6-1

**Weight:** 185

**Bats:** Right

**Throws:** Right

**Age:** 33

**Birth Date:** Oct. 7, 1964

**Birthplace:** East St. Louis, IL

**M.L. Service:** 1 year and 25 days

**How Obtained:** Claimed on waivers from the San Diego Padres on Oct. 6, 1997

**Contract Status:** Signed through 1998



## 1997 NOTES

- Compiled a 4-1 record and 3.63 ERA in 28 games for the Padres, emerging as one of San Diego's most reliable relievers after being purchased from Triple-A Las Vegas on June 23.
- Left-handed batters hit only .218 (18-for-84) against him, while righthanders managed only a .244 (19-for-78) average.
- Stranded 16 of 21 inherited runners (76 percent) and retired 19 of 28 first batters faced (68 percent).
- Hurlled a career-high 5.0 innings of three-hit shutout relief for his first major league win in his Padres' debut on June 23 at San Francisco...also notched his first big league hit with a third-inning double off Mark Gardner in his first major league at-bat.
- Recorded a season-high six strikeouts and walked none in 3.0 shutout innings on July 4 vs. Los Angeles.
- Worked 1.2 perfect innings to earn a 4-3 win at St. Louis on July 16.
- Went 3-1 with a 3.21 ERA in his final 24 outings...recorded a 1.50 ERA (1 ER/6.0 IP) over five outings in August.
- Was placed on the 15-day disabled list from Aug. 6-25 with right bicep tendinitis...went 1-1 with a 3.00 ERA in 11 games after returning from the disabled list...did not allow an earned run over 4.1 innings in his final four appearances and posted a 1.64 ERA (2 ER/11.0 IP) in his last eight times out.
- Was 5-4 with a 4.90 ERA in 16 games (nine starts) at Las Vegas.

BRUSKE (Continued)

**MAJOR LEAGUE HIGHLIGHTS****1996:**

- Shuttled between Los Angeles and Triple-A Albuquerque, enjoying three stints with the Dodgers...in all, made a career-high 47 relief appearances for the Dodgers.
- Began the season at Albuquerque but had his contract purchased by the Dodgers on April 25 after going 2-0 with a 1.17 ERA (2 ER/15.1 IP) in his first 10 appearances with the Dukes...was optioned back to Albuquerque on May 14...recalled again by Los Angeles on Aug. 1 and optioned back to Albuquerque on Aug. 13...was recalled for the remainder of the season when the rosters were expanded on Sept. 1.
- Posted a 1.35 ERA (1 ER/6.2 IP) at Dodger Stadium and a 10.50 ERA (7 ER/6.0 IP) on the road.
- Won his first four decisions through July 2 with the Dukes...did not allow an earned run his first seven times out, and was 3-0 with a 1.00 ERA (2 ER/18.0 IP) in his first 11 outings through May 16...did not walk more than two batters in any appearance.

**1995:**

- Saw his first major league action, appearing in nine games for the Dodgers.
- Allowed three earned runs in 0.1 inning in his major league debut on Aug. 25 at Philadelphia.
- Picked up his first big league save on Oct. 1 at San Diego.
- Ranked fifth in the Pacific Coast League with 99 strikeouts in 114.0 innings at Triple-A Albuquerque...threw six complete games...did not allow an earned run over a span of 14.0 inning in seven games from May 11-25.

**MINOR LEAGUE HIGHLIGHTS****1994:**

- Was limited to seven appearances at Triple-A Tucson in the Houston organization due to a sore right shoulder.

**1993:**

- Was 13-7 with a 2.91 ERA between Double-A Jackson and Tucson...was a Texas League mid-season All-Star at Jackson, finishing 9-5 with a 2.31 ERA in 15 starts.
- Allowed more than three earned runs only once in 12 starts...went at least 6.0 innings in 10 of the 12 starts...fanned 83 and walked only 22 in 97.1 innings to earn a July 9 promotion to Tucson.
- Earned a save and banded a RBI double in his Toros debut vs. Las Vegas...won his first four decisions for Tucson.
- Batted .462 (6-for-13) with two homers at Tucson and hit .359 (14-for-39) with four home runs and eight RBI overall.

**1992:**

- Opened the season with Cleveland's Triple-A Colorado Springs affiliate, but was released at mid-season and signed with the Astros.
- Posted four wins and a 2.63 ERA in 13 outings at Jackson...walked only 14 and surrendered just two home runs in 61.2 innings for the Generals.

**1991:**

- Finished with a combined 9-2 record and a 3.23 ERA between Double-A Canton-Akron and Triple-A Colorado Springs in his final full season with the Indians organization.

**1990:**

- In his first full season as a pitcher, he ranked third on the Canton-Akron staff with nine wins and 32 appearances...posted a 3.28 ERA, threw three complete games and recorded a pair of shutouts.
- Opened the season with 19 relief appearances before moving into the starting rotation on June 23...won his first four starts...was named Eastern League Pitcher of the Week after tossing a to-hit shutout in the first game of a July 2 doubleheader at Harrisburg.

**1989:**

- In his final season as a position player, he hit a combined .271 with six home runs, 43 RBI and 16 stolen bases between Single-A Kinston and Double-A Canton-Akron.
- Was 10th in the Carolina League with a .290 batting average when he was promoted to Double-A on June 16.
- Participated in the Indians' Instructional League as a pitcher after the season.

**1988:**

- Was third on the club in games played (135) and second in stolen bases (16) at Canton-Akron, where he had back-to-back six-RBI games.
- Named as having the Eastern League's best outfield arm in *Baseball America's* annual Best Tools survey of league managers.

**1987:**

- Established career highs with seven home runs and 17 stolen bases at Kinston.

**1986:**

- Made his pro debut at Batavia, batting .243 in 56 games...signed by Gary and Dale Sutherland (Indians).

**PERSONAL:**

- He and his wife, Amy, reside in Tempe, AZ with their son Cristopher (born Jan. 6, 1996).
- Attended Loyola Marymount (CA) University...graduated from Palmdale (CA) H.S. in 1983.

**CAREER RECORD**

YEAR	CLUB	W-L	ERA	G	GS	CG	SHO	SV	IP	H	R	ER	BB	SO
1986	Batavia	0-0	18.00	1	0	0	0	0	1.0	1	2	2	3	3
1989	Canton-Akron	0-0	13.50	2	0	0	0	0	2.0	3	3	3	2	1
1990	Canton-Akron	9-3	3.28	32	13	3	2	0	118.0	118	53	43	42	62
1991	Canton-Akron	5-2	3.47	17	11	0	0	1	80.1	73	36	31	27	35
	Colorado Springs	4-0	2.45	7	1	0	0	2	25.2	19	9	7	8	13
1992	Colorado Springs	2-0	4.58	7	0	0	0	10	17.2	24	11	9	6	8
	Jackson	4-3	2.63	13	9	1	0	0	61.2	54	23	18	14	48
1993	Jackson	9-5	2.31	15	15	1	0	0	97.1	86	34	25	22	83
	Tucson	4-2	3.78	12	9	0	0	1	66.2	77	36	28	18	42
1994	Tucson	3-1	4.15	7	7	0	0	0	39.0	47	22	18	8	25
1995	Albuquerque	7-5	4.11	4	3	6	0	4	114.0	128	54	52	41	99
	LOS ANGELES	0-0	4.50	9	0	0	0	1	10.0	12	7	5	4	5
1996	Albuquerque	5-2	4.06	36	0	0	0	4	62.0	63	34	28	21	51
	LOS ANGELES	0-0	5.68	11	0	0	0	0	12.2	17	8	8	3	12
1997	SAN DIEGO	4-1	3.63	28	0	0	0	0	44.2	37	22	18	25	32
	Las Vegas	5-4	4.90	16	9	0	0	0	68.0	73	41	37	22	67
<b>ML Totals-3 years</b>		<b>4-1</b>	<b>4.14</b>	<b>48</b>	<b>0</b>	<b>0</b>	<b>0</b>	<b>1</b>	<b>67.1</b>	<b>66</b>	<b>37</b>	<b>31</b>	<b>32</b>	<b>49</b>

**RELIEF PITCHERS' SAVE RULE**

A pitcher is credited with a save when he meets all three of the following conditions:

1. He is the finishing pitcher in a game won by his club, and
2. He is not the winning pitcher, and
3. He qualifies under one of the following conditions:
  - a. He enters the game with a lead of no more than three runs and pitches for at least 1.0 inning, or
  - b. He enters the game with a potential tying run either on base, at bat, or on deck (that is, the potential tying run is either on base or is one of the first two batsmen he faces), or
  - c. He pitches effectively for at least 3.0 innings.

BRUSKE (Continued)

	1997								CAREER				
	W-L	SV	ERA	G	IP	H	ER	W-L	SV	ERA	IP	ER	
<b>Totals</b>	4-1	0	3.63	28	44.2	37	18	4-1	1	4.14	67.1	31	
Atlanta	0-0	0	5.40	1	1.2	2	1	0-0	0	3.86	2.1	1	
Chicago	-	-	-	-	-	-	-	0-0	0	10.12	2.2	3	
Cincinnati	0-0	0	0.00	1	1.1	1	0	0-0	0	0.00	3.2	0	
Colorado	0-0	0	0.00	2	3.2	3	0	0-0	0	0.00	7.0	0	
Florida	1-0	0	6.75	3	2.2	2	2	1-0	0	6.75	2.2	2	
Houston	0-0	0	0.00	1	0.2	1	0	0-0	0	0.00	0.2	0	
Los Angeles	0-0	0	5.40	3	6.2	6	4	0-0	0	5.40	6.0	4	
Milwaukee	-	-	-	-	-	-	-	-	-	-	-	-	
Montreal	0-0	0	0.00	2	2.1	2	0	0-0	0	0.00	3.2	0	
New York	0-0	0	18.00	1	1.0	2	2	0-0	0	18.00	1.0	2	
Philadelphia	0-1	0	5.79	3	4.2	5	3	0-1	0	7.71	7.0	6	
Pittsburgh	1-0	0	0.00	1	0.2	1	0	1-0	0	13.50	4.2	7	
St. Louis	1-0	0	2.45	2	3.2	1	1	1-0	0	0.00	7.1	0	
San Diego	-	-	-	-	-	-	-	0-0	1	0.00	1.0	0	
San Francisco	1-0	0	0.93	5	9.2	7	1	1-0	0	0.84	10.2	1	
Anaheim	-	-	-	-	-	-	-	-	-	-	-	-	
Oakland	0-0	0	7.72	1	2.1	1	2	0-0	0	7.72	2.1	2	
Seattle	0-0	0	4.91	2	3.2	3	2	0-0	0	4.91	3.2	2	
Texas	-	-	-	-	-	-	-	-	-	-	-	-	
American League	0-0	0	6.00	3	6.0	4	4	0-0	0	6.00	6.0	4	
Before ASG	1-0	0	3.86	5	14.0	10	6	1-0	0	2.38	22.2	9	
After ASG	3-1	0	3.52	23	30.2	27	12	3-1	1	4.43	44.2	22	
April	-	-	-	-	-	-	-	0-0	0	5.40	1.2	1	
May	-	-	-	-	-	-	-	0-0	0	2.57	7.0	2	
June	1-0	0	4.15	3	8.2	8	4	1-0	0	4.15	8.2	4	
July	2-0	0	4.67	11	17.1	13	9	2-0	0	4.67	17.1	9	
August	0-1	0	1.50	5	6.0	6	1	0-1	0	7.14	11.1	9	
Sept./Oct.	1-0	0	2.84	9	12.2	10	4	1-0	1	4.07	24.1	11	
As Starter	-	-	-	-	-	-	-	-	-	-	-	-	
As Reliever	4-1	0	3.63	28	44.2	37	18	4-1	1	4.14	67.1	31	
Winning Streak				3 Games						3 Games			
Losing Streak				1 Game						1 Game			
Home	2-0	0	3.95	9	13.2	9	6	2-0	0	2.86	22.0	7	
Away	2-1	0	3.48	19	31.0	28	12	2-1	1	4.76	45.1	24	

## MISCELLANEOUS STATISTICS

Year	Pitching Totals					Hitting Totals							
	IBB	HB	WP	BK	HR	AVG	AB	R	H	2B	3B	HR	RBI
1995	0	1	1	0	0	-	-	-	-	-	-	-	-
1996	1	1	1	0	2	-	-	-	-	-	-	-	-
1997	1	1	4	0	4	.167	6	0	1	1	0	0	0
<b>ML Totals</b>	<b>2</b>	<b>3</b>	<b>6</b>	<b>0</b>	<b>6</b>	<b>.167</b>	<b>6</b>	<b>0</b>	<b>1</b>	<b>1</b>	<b>0</b>	<b>0</b>	<b>0</b>

## BRUSKE'S CAREER TRANSACTIONS

- Selected by Cleveland in the first round of the June 1986 Free Agent Draft.
- Signed by Houston as a minor league free agent on June 15, 1992.
- Signed by Los Angeles as a minor league free agent on Jan. 18, 1995.
- Signed by San Diego as a minor league free agent on Dec. 3, 1996.
- Claimed by Los Angeles on waivers from San Diego on Oct. 6, 1997.

## DISABLED LIST

- Aug. 6-25, 1997 (right bicep tendinitis)

## BRUSKE'S CAREER GAME HIGHS

<b>Most Innings Pitched – Starter:</b>	None
<b>Most Innings Pitched – Reliever:</b>	5.0, June 23, 1997 at San Francisco
<b>Most Strikeouts:</b>	6, July 4, 1997 vs. Los Angeles
<b>Most Walks:</b>	2 (8 times), last time, Sept. 19, 1997 vs. San Francisco
<b>Longest Winning Streak:</b>	3 games.
<b>Longest Losing Streak:</b>	1 game

25

## Juan Castro

*Infielder*

**Height:** 5-10      **Weight:** 187  
**Bats:** Right      **Throws:** Right  
**Opening Day Age:** 25  
**Birth Date:** June 20, 1972  
**Birthplace:** Los Mochis, Mexico  
**M.L. Service:** 2 years and 12 days  
**How Obtained:** Signed by Los Angeles  
as a free agent on June 13, 1991  
**Contract Status:** Signed through 1998



### 1997 NOTES

- Batted .147 in 40 games with the Dodgers...made 22 starts, 12 at shortstop, nine at second base and one at third base.
- Made nine starts (six at second base and three at shortstop) in May to spell Wilton Guerrero and Greg Gagne...collected five hits in 30 at bats (.167) during that span...also had a season best four-game hitting streak from May 15-24 in which he batted .250 (4-for-16) with two doubles.
- Was placed on the 15-day disabled list on June 5 after spraining his right knee...injured his knee after sliding into third base on a two-run triple on June 4 against San Francisco, a game the Dodgers won 5-1.
- Was reinstated from the disabled list on Aug. 1 and then optioned to Albuquerque...hit .307 (31-for-101) with five doubles, two triples, two home runs and 11 RBI in 27 games with the Dukes.
- Was recalled from Albuquerque on Aug. 19 and started the second game of the doubleheader at shortstop on Aug. 21 at New York.
- Went 2-for-3 on Sept. 20 against Colorado, tying his career best in hits for the sixth time.
- Went 0-for-1 as a pinch-hitter in 1997...struck out on April 7 vs. New York and collected a sacrifice bunt on May 14 at Chicago.
- Did not commit an error in his final 27 games of the season after making his only fielding error of the season in the first inning on May 11 against Montreal.

### MAJOR LEAGUE HIGHLIGHTS

#### 1996:

- Batted .197 (26-for-132) with 16 runs, five doubles, three triples, five RBI and one stolen base in 70 games for the Dodgers.
- Was recalled from Triple-A Albuquerque on April 21 and played in 11 games before being optioned back on May 13...was recalled again on May 22 and spent the rest of the season in Los Angeles.

**CASTRO** (Continued)

- Started a triple play in the first inning on June 15 at Atlanta...made an over-the-head catch on a ball hit by the Braves' Chipper Jones, threw to Delino DeShields to get Marquis Grissom at second base and DeShields threw to Eric Karros to get Mark Lemke at first...it was the Dodgers' first triple play since Eugene Hermanski, Jackie Robinson and Gil Hodges of the Brooklyn Dodgers turned one on April 26, 1949.
- Made 26 starts at shortstop, including 23 straight from May 26-June 19 when Greg Gagne was out with an ankle injury...also started four games at second base, played one game in left field and 22 games at third.
- Went 11 consecutive at-bats without a hit to start the season...snapped the streak on May 26 at Montreal off Kirk Rueter when he collected his second major league hit.
- Drove in Delino DeShields on May 28 at Philadelphia for his first big league RBI.
- Hit his first major league triple in the first game of a doubleheader on June 18 at Chicago...collected his second triple in the second game.
- Had his first multiple-hit game as a major leaguer on May 28 at Philadelphia, going 2-for-4 with a double and one RBI...had five multi-hit games in 1996.
- Played left field in the ninth inning for the first time in his career on June 23 vs. Houston and made two putouts.
- Batted .375 with one home run and eight RBI in 17 games at Albuquerque.

**1995:**

- Batted .250 (1-for-4) with a walk in 11 games for the Dodgers after being recalled from Albuquerque on Sept. 1.
- Made his major league debut on Sept. 2 vs. Montreal when he entered the game as a defensive replacement at third base in the ninth inning.
- Reached base on a fielder's choice in his first major league at-bat on Sept. 3 against Montreal.
- Made his first major league start on Oct. 1 at San Diego when he started at shortstop...collected his first major league hit when he slapped a fourth-inning single to left off Andy Ashby...finished the day 1-for-3 with a walk.
- Hit .267 (91-for-341) with 42 RBI in 104 games at Albuquerque ...finished with a .971 fielding percentage after committing just 14 errors in 92 games at shortstop...also saw action in 10 games at second base and was perfect in 21 chances...overall had a .973 fielding percentage.

**MINOR LEAGUE HIGHLIGHTS****1994:**

- Batted .288 with 25 doubles, four triples, four home runs and 44 RBI in 123 games for Double-A San Antonio...tied for the team lead with four triples and was second with 123 games played...played 122 games at shortstop and one game at second during the 1994 season.
- Was named to the Texas League All-Star team at shortstop and represented the National League in the Double-A All-Star Games.
- Named the Texas League Player of the Week for the Week of June 19 after hitting .476 (10-for-21) with three doubles and three RBI.

**1993:**

- Batted .276 with seven home runs and 41 RBI at San Antonio...tied for third in the Texas League with eight triples.

**1992:**

- Had career-highs in at-bats (446), runs scored (56), walks (37), sacrifice hits (20), and stolen bases (14) at Single-A Bakersfield.

**PERSONAL**

- He and his wife, Yadira, reside in Los Mochis, Sinaloa, Mexico during the offseason with their son, Juan Jr. (born May 17, 1995).
- Was recommended and signed by Mike Brito.

## PROFESSIONAL RECORD

YEAR	CLUB	AVG.	G	AB	R	H	2B	3B	HR	RBI	BB	SO	SB
1991	Great Falls	.276	60	217	36	60	4	2	1	27	33	31	7
1992	Bakersfield	.260	113	446	56	116	15	4	4	42	37	64	14
1993	San Antonio	.276	118	424	55	117	23	8	7	41	30	40	12
1994	San Antonio	.288	123	445	55	128	25	4	4	44	31	66	4
1995	Albuquerque	.267	104	341	51	91	18	4	3	42	20	42	4
	LOS ANGELES	.250	11	4	0	1	0	0	0	0	1	1	0
1996	Albuquerque	.375	17	56	12	21	4	2	1	8	6	7	1
	LOS ANGELES	.197	70	132	16	26	5	3	0	5	10	27	1
1997	LOS ANGELES	.147	40	75	3	11	3	1	0	4	7	20	0
	Albuquerque	.307	27	101	11	31	5	2	2	11	4	20	1
<b>ML Totals-3 years</b>		<b>.180</b>	<b>121</b>	<b>211</b>	<b>19</b>	<b>38</b>	<b>8</b>	<b>4</b>	<b>0</b>	<b>9</b>	<b>18</b>	<b>48</b>	<b>1</b>

## DIVISION SERIES RECORD

YEAR	CLUB VS. OPP.	AVG.	G	AB	R	H	2B	3B	HR	RBI	BB	SO	SB
1996	LA vs. All	.200	2	5	0	1	1	0	0	1	1	1	0
<b>Division Series Totals</b>		<b>.200</b>	<b>2</b>	<b>5</b>	<b>0</b>	<b>1</b>	<b>1</b>	<b>0</b>	<b>0</b>	<b>1</b>	<b>1</b>	<b>1</b>	<b>0</b>

## STATISTICAL BREAKDOWN

	1997								CAREER				
	AVG.	G	AB	R	H	HR	RBI	AVG.	AB	H	HR	RBI	
<b>Totals</b>	.147	40	75	3	11	0	4	.199	211	38	0	9	
Atlanta	.125	3	8	0	1	0	1	.161	31	5	0	1	
Chicago	.000	4	4	0	0	0	0	.188	16	3	0	1	
Cincinnati	.167	4	12	1	2	0	0	.208	24	5	0	0	
Colorado	.333	3	6	0	2	0	0	.200	10	2	0	0	
Florida	.200	2	5	1	1	0	0	.250	12	3	0	0	
Houston	.125	3	8	0	1	0	1	.071	14	1	0	1	
Milwaukee	-	-	-	-	-	-	-	-	-	-	-	-	
Montreal	.143	2	7	1	1	0	0	.111	18	2	0	1	
New York	.000	3	5	0	0	0	0	.100	20	2	0	0	
Philadelphia	.000	4	3	0	0	0	0	.188	16	3	0	1	
Pittsburgh	.143	3	7	0	1	0	0	.176	17	3	0	0	
St. Louis	.000	4	3	0	0	0	0	.250	12	3	0	0	
San Diego	.250	1	4	0	1	0	0	.333	9	3	0	1	
San Francisco	.333	2	3	0	1	0	2	.250	12	3	0	3	
Anaheim	-	-	-	-	-	-	-	-	-	-	-	-	
Oakland	.000	1	0	0	0	0	0	.000	0	0	0	0	
Seattle	.000	1	0	0	0	0	0	.000	0	0	0	0	
Texas	-	-	-	-	-	-	-	-	-	-	-	-	
American League	.000	2	0	0	0	0	0	.000	0	0	0	0	
Before ASG	.146	24	48	2	7	0	4	.188	138	26	0	7	
After ASG	.148	16	27	1	4	0	0	.164	73	12	0	2	
April	.000	7	6	0	0	0	0	.000	11	0	0	0	
May	.152	13	33	2	5	0	1	.167	60	10	0	2	
June	.222	4	9	0	2	0	3	.227	66	15	0	4	
July	-	-	-	-	-	-	-	.278	18	5	0	2	
August	.083	7	12	0	1	0	0	.121	33	4	0	1	
Sept./Oct.	.200	9	15	1	3	0	0	.174	23	4	0	0	
Pinch Hitting	.000	-	1	-	0	0	0	.000	12	0	0	1	
Longest Streak			3 Games						4 Games				
Home	.200	21	30	2	6	0	3	.205	78	16	0	4	
Away	.111	19	45	1	5	0	1	.165	133	22	0	5	
vs. Righthanders	.178	34	45	1	8	0	4	.199	141	28	0	9	
vs. Lefthanders	.100	16	30	2	3	0	0	.143	70	10	0	0	

## CASTRO (Continued)

## MISCELLANEOUS STATISTICS

Year	Batting Totals						POS	PCT	Fielding Totals					
	IBB	HB	SF	SH	CS	TB			G	PO	A	E	TC	DP
1995	0	0	0	0	0	1	3B, SS	1.000	11	3	7	0	10	2
1996	0	0	0	4	0	37	INF, OF	.979	60	54	84	3	141	22
1997	1	0	0	2	0	16	2B, SS, 3B	.990	39	36	65	1	102	4
<b>ML Total</b>	<b>1</b>	<b>0</b>	<b>0</b>	<b>6</b>	<b>0</b>	<b>54</b>		<b>.984</b>	<b>110</b>	<b>93</b>	<b>156</b>	<b>4</b>	<b>253</b>	<b>28</b>

## CASTRO'S CAREER TRANSACTIONS

- Signed by Los Angeles as a free agent on June 13, 1991.

## DISABLED LIST

- June 5 - Aug. 1, 1997 (right knee sprain)

## CASTRO'S CAREER GAME HIGHS

<b>Most Hits:</b>	2 (6 times), last time September 20, 1997 vs. Colorado
<b>Most RBI:</b>	2, June 4, 1997 vs. San Francisco
<b>Most HR:</b>	None
<b>Most Stolen Bases:</b>	1, July 25, 1996 at Florida
<b>Longest Hitting Streak:</b>	4 games, May 15-24, 1997
<b>Career Grand Slams:</b>	None

45

# Roger Cedeño

*Outfielder*

**Height:** 6-1      **Weight:** 205  
**Bats:** Both      **Throws:** Right  
**Opening Day Age:** 22  
**Birth Date:** August 16, 1974  
**Birthplace:** Valencia, Venezuela  
**M.L. Service:** 2 years and 4 days  
**How Obtained:** Signed by Los Angeles  
as a free agent on March 28, 1991  
**Contract Status:** Signed through 1998



## 1997 NOTES

- Established career bests with a .273 batting average, 31 runs, 53 hits, three home runs and nine stolen bases.
- Played in 80 games with the Dodgers before being placed on the 15-day disabled list on Aug. 26 after fracturing the big toe on his left foot in the second game of a doubleheader on Aug. 25 at Pittsburgh...the fracture occurred when he caught his toe on the artificial turf at Three Rivers Stadium while attempting to catch a foul ball in left field...missed the remaining 30 games of the season.
- Started the season with an injury after being placed on the 15-day disabled list on March 31 when he suffered a left hip flexor in spring training.
- Batted .354 with two homers and nine RBI in 29 games at Triple-A Albuquerque as part of a rehabilitation assignment before being recalled by the Dodgers on May 21.

- Went 2-for-5 with a double, run, RBI and stolen base as the starting center fielder in his first game back with the Dodgers on May 21 at San Diego, a 5-4 loss in 11 innings to the Padres...went on to start the next seven consecutive games in center with Brett Butler on the disabled list.
- Made only seven starts (six in center and one in left) in his next 24 games from May 29-June 25...batted .296 (8-for-27) in those seven starts.
- Started 15 of 16 games in center field from June 26-July 16...batted .356 (21-for-59) during that 16-game span with 17 runs scored and seven RBI...his batting average soared 81 points from .185 to .266.
- Hit in a career best 10 consecutive games from June 26-July 11 (15-for-38, .395) with 11 runs scored.
- Scored at least one run (14 total) in 10 straight games from July 3-14...the consecutive runs streak was a career best and the longest scoring streak by a Dodger in 1997.
- Hit .333 (22-for-66) with 18 runs, two home runs and six RBI in July.
- Paired with Mike Piazza to hit back-to-back home runs on Aug. 16 against Cincinnati's Richie Lewis in L.A.'s 5-3 win.
- The Dodgers were 27-20 in games he started.
- Hit safely in 27 of his last 34 starts (38-for-123, .309)...batted .277 (48-for-173) with 29 runs and 14 RBI in his 47 starts...reached base safely via hit or walk in 40 of his 47 starts.
- Hit .293 (29-for-99) on the road and .253 (24-for-95) at Dodger Stadium.
- One of the top players in the clutch for the Dodgers...batted .326 (14-for-43) with men in scoring position.
- Had a season-high three hits in a game three times; June 7 vs. St. Louis and July 11 and 13 vs. San Francisco.
- Finished with nine stolen bases in 10 attempts, including seven straight to end the season.

## MAJOR LEAGUE HIGHLIGHTS

### 1996:

- Played in 86 games for Los Angeles and batted .246 with 26 runs, 11 doubles, one triple, two home runs and 18 RBI.
- Started 45 games for the Dodgers (33 in center, nine in left and three in right)...all but one of his starts came after May 2 when Brett Butler was placed on the disabled list.
- Had his first major league five-hit game on May 31 at New York, going 5-for-5 with a double, RBI and run scored in the 10-3 win...was the first Dodger to collect five hits in a game since Brett Butler on April 20, 1994.
- Batted .284 (25-for-88) and made 21 starts in center field in May.
- His first major league home run was a three-run, seventh-inning blast off Tom Glavine to break a 3-3 tie in the Dodgers' 6-3 win on June 13 at Atlanta.
- Combined with Delino DeShields to hit back-to-back home runs in the sixth inning in the first game of a doubleheader on June 18 at Chicago and went 4-for-5 with two doubles and four RBI at the plate.
- Was optioned to Albuquerque on July 21 and batted .224 with 16 runs, two doubles, three triples, one home run, 10 RBI and six stolen bases in 33 games for the Dukes.
- Was recalled by the Dodgers on Sept. 7 and made six appearances as a pinch-runner.

### 1995:

- Batted .238 with two doubles and three RBI in 40 games with the Dodgers after splitting the season playing with Albuquerque and L.A.
- Recalled from Albuquerque on June 20 and made his major league debut that same night as a defensive replacement in left field in the eighth inning...made his first major league start in center field on June 23 vs. San Francisco and went 0-for-4.
- Collected his first major league RBI on June 28 vs. San Diego with a fifth inning sacrifice fly off Andy Ashby.

**CEDEÑO** (Continued)

- Went 0-for-9 in 15 games before being optioned back to Albuquerque on July 7...recalled again on Aug. 10.
- Collected his first major league hit on Aug. 13 vs. Pittsburgh when he singled to left field off Denny Neagle in the third inning...the hit snapped an 0-for-13 streak to begin his major league career...batted .345 (10-for-29) in his final 23 games of the season.
- Optioned back to Albuquerque one last time on Aug. 18 and was recalled on Sept. 1...made nine starts for the Dodgers, eight in center field and one in right field.
- Hit .375 (3-for-8) with three RBI when batting with runners in scoring position.
- Batted .305 in 99 games at Albuquerque and ranked fourth in the Pacific Coast League with 23 stolen bases...his .305 average led all Triple-A switch hitters.
- Went 5-for-5 with a triple on April 29 against Colorado Springs.
- Led Caracas into the Venezuelan Winter League playoffs after leading the league with a .340 average and 22 stolen bases.

**MINOR LEAGUE HIGHLIGHTS****1994:**

- Batted .321 with four home runs, 49 RBI and 30 stolen bases at Albuquerque...his .321 average was the fifth highest in the Dodger organization, second best among all switch-hitters in the PCL and fourth highest among all switch-hitters in the minor leagues...his 30 stolen bases led the Dukes.
- Was the youngest player in the Pacific Coast League at age 19...the three other youngest players in the PCL were also Dodgers; Rick Gorecki (20), Todd Hollandsworth (21) and Jose Parra (21).
- Committed just eight errors and had seven assists in 97 games for the Dukes in center field.
- Was placed on the disabled list on June 27 with a sore right hamstring.
- Was named the fifth-best prospect in the PCL by *Baseball America*.
- Batted .273 with a league-best eight triples for Caribbean World Series Champions Caracas in the Venezuelan Winter League.

**1993:**

- Tied for third in the Texas League with eight triples and was fifth with 28 stolen bases at age 18...his 28 stolen bases led all Dodger minor leaguers.
- Was named the sixth-best prospect in the Texas League by *Baseball America*...was also tabbed by the publication as the third-best Dodger prospect.
- Had a team-high 16-game hitting streak.
- Was the youngest player in the Texas League since Bobby Tolan in 1964 and the youngest ever named to the Texas League All-Star team.
- Was promoted to Albuquerque on Sept. 1.

**1992:**

- Was named to the Pioneer League All-Star team and tabbed the second-best prospect in the league by *Baseball America*.
- Led the league in stolen bases (40) and tied for third in walks (51) and singles (68).

**PERSONAL:**

- Signed by Camilo Pascual.
- Is a product of the Criollos, a youth baseball program in Venezuela that resembles Little League Baseball in the United States.

## PROFESSIONAL RECORD

YEAR	CLUB	AVG.	G	AB	R	H	2B	3B	HR	RBI	BB	SO	SB
1991	Santo Domingo	.239	58	209	25	50	1	1	0	7	0	0	26
1992	Great Falls	.316	69	256	60	81	6	5	2	27	51	53	40
1993	San Antonio	.288	122	465	70	134	13	8	4	30	45	90	28
	Albuquerque	.222	6	18	1	4	1	1	0	4	3	3	0
1994	Albuquerque	.321	104	383	84	123	18	5	4	49	51	57	30
1995	Albuquerque	.305	99	367	67	112	19	9	2	44	53	56	23
	LOS ANGELES	.238	40	42	4	10	2	0	0	3	3	10	1
1996	Albuquerque	.224	33	125	16	28	2	3	1	10	15	22	8
	LOS ANGELES	.246	86	211	26	52	11	1	2	18	24	47	5
1997	LOS ANGELES	.273	80	194	31	53	10	2	3	17	25	44	9
	Albuquerque	.354	29	113	21	40	4	4	2	9	22	16	5
<b>ML Totals—3 years</b>		<b>.257</b>	<b>206</b>	<b>447</b>	<b>51</b>	<b>115</b>	<b>23</b>	<b>3</b>	<b>5</b>	<b>38</b>	<b>52</b>	<b>101</b>	<b>15</b>

## STATISTICAL BREAKDOWN

	1997							CAREER					
	AVG.	G	AB	R	H	HR	RBI	AVG.	AB	H	HR	RBI	
<b>Totals</b>	.273	80	194	31	53	3	17	.257	447	115	5	38	
Atlanta	.067	6	15	2	1	0	0	.194	36	7	1	3	
Chicago	.313	5	16	1	5	0	2	.280	50	14	1	8	
Cincinnati	.167	6	18	2	3	1	2	.233	30	7	1	2	
Colorado	.300	5	10	3	3	0	1	.130	23	3	0	1	
Florida	.111	3	9	0	1	0	1	.267	15	4	0	2	
Houston	.000	4	9	0	0	0	0	.200	30	6	0	1	
Milwaukee	—	—	—	—	—	—	—	—	—	—	—	—	
Montreal	.400	4	10	2	4	0	0	.250	36	9	0	2	
New York	.286	6	7	0	2	0	0	.267	30	8	0	1	
Philadelphia	.400	5	10	1	4	1	1	.308	39	12	1	4	
Pittsburgh	.200	4	5	2	1	0	0	.290	31	9	0	3	
St. Louis	.455	7	11	2	5	0	3	.345	29	10	0	3	
San Diego	.343	9	35	7	12	0	3	.289	45	13	0	4	
San Francisco	.357	9	28	7	10	1	2	.262	42	11	1	2	
Anaheim	.143	3	7	2	1	0	2	.143	7	1	0	2	
Oakland	.000	1	0	0	0	0	0	.000	0	0	0	0	
Seattle	.250	2	4	0	1	0	0	.250	4	1	0	0	
Texas	.000	1	0	0	0	0	0	.000	0	0	0	0	
<b>American League</b>	<b>.182</b>	<b>7</b>	<b>11</b>	<b>2</b>	<b>2</b>	<b>0</b>	<b>2</b>	<b>.182</b>	<b>11</b>	<b>2</b>	<b>0</b>	<b>2</b>	
Before ASG	.232	40	95	13	22	0	9	.242	302	73	2	28	
After ASG	.313	40	99	18	31	3	8	.290	145	42	3	10	
April	—	—	—	—	—	—	—	.211	19	4	0	1	
May	.143	10	28	2	4	0	2	.250	116	29	0	9	
June	.245	25	53	6	13	0	6	.230	152	35	2	16	
July	.333	23	66	18	22	2	6	.288	80	23	2	6	
August	.298	22	47	5	14	1	4	.299	67	20	1	5	
Sept./Oct.	—	—	—	—	—	—	—	.308	13	4	0	1	
Pinch Hitting	.333	—	6	1	2	0	1	.148	27	4	0	1	
Longest Streak			10 Games						10 Games				
Home	.253	37	95	15	24	3	10	.242	215	52	3	16	
Away	.293	43	99	16	29	0	7	.272	232	63	2	22	
vs. Righthanders	.264	—	110	—	29	1	11	.251	275	69	1	26	
vs. Lefthanders	.286	—	84	—	24	2	6	.267	172	46	4	12	

## MISCELLANEOUS STATISTICS

Year	Batting Totals							Fielding Totals						
	IBB	HB	SF	SH	CS	TB	POS	PCT	G	PO	A	E	TC	DP
1995	0	0	1	0	0	12	OF	.977	36	43	0	1	44	0
1996	0	1	0	2	1	71	OF	.983	71	117	2	2	121	0
1997	2	3	2	3	1	76	OF	.987	71	148	1	2	151	0
<b>Totals:</b>	<b>2</b>	<b>4</b>	<b>3</b>	<b>5</b>	<b>2</b>	<b>159</b>	<b>OF</b>	<b>.984</b>	<b>178</b>	<b>308</b>	<b>3</b>	<b>5</b>	<b>316</b>	<b>0</b>

## CEDEÑO (Continued)

## CEDEÑO'S CAREER TRANSACTIONS

- Signed by Los Angeles as a free agent on March 28, 1991

## DISABLED LIST

- March 31-April 17, 1997 (strained left hip flexor)
- Aug. 26 - end of season, 1997 (fractured big toe on his left foot)

## CEDEÑO'S CAREER GAME HIGHS

<b>Most Hits:</b>	5, May 31, 1996 at New York
<b>Most RBI:</b>	4, June 18, 1996 at Chicago (game one)
<b>Most HR:</b>	1 (5 times), last time August 16, 1997 vs. Cincinnati
<b>Most Stolen Bases:</b>	2, May 30, 1996 at Philadelphia
<b>Longest Hitting Streak:</b>	10 games, June 26-July 11, 1997
<b>Career Grand Slams:</b>	None

41

## Tripp Cromer

*Infielder*

**Height:** 6-2      **Weight:** 165  
**Bats:** Right      **Throws:** Right  
**Opening Day Age:** 30  
**Birth Date:** November 21, 1967  
**Birthplace:** Lake City, SC  
**M.L. Service:** 2 years and 4 days  
**How Obtained:** Signed by Los Angeles  
as a free agent on November 27, 1996  
**Contract Status:** Signed through 1998



## 1997 NOTES

- Had the best season of his four-year major league career after establishing career bests with a .291 batting average and 20 RBI with the Dodgers...also slugged four home runs in only 28 games played...his 20 RBI in 1997 surpassed his total of 18 runs driven in through his previous three years in the big leagues.
- Was invited to spring training as a non-roster invitee after signing a free-agent contract on Nov. 27, 1996...assigned to Triple-A Albuquerque after spring training and batted .321 with five home runs and 24 RBI in 43 games with the Dukes.
- Had his contract purchased from Albuquerque on June 17 and struck out as a pinch-hitter in his Dodger debut that night against Anaheim.
- Made his first start at shortstop on June 21 at San Francisco and went 3-for-4 with a double and a career-high three RBI...it was the fifth time in his career he collected a career-best three hits and first time since Sept. 30, 1995.
- Had a season-high six-game hit streak from July 2-10...hit .500 (11-for-22) with eight RBI during that span...his season average peaked at .412 on July 10.
- Went 2-for-4 with a double and two RBI in the Dodgers' 5-2 win on July 4 at San Diego...went 2-for-2 with a RBI, walk and successful suicide squeeze bunt in the Dodgers' 7-3 win the following day against the Padres.
- Had his second three-hit game of the season and sixth of his career on July 10 vs. San Francisco...was 3-for-4 with a home run and three RBI.

- Had his first career multi-home run game on July 17 at Florida, going 2-for-4 with two home runs and three RBI in a 8-7 loss to the Marlins.
- Drove in a career-high three runs on four occasions in 1997; June 21 at San Francisco, July 10 vs. San Francisco, July 17 at Florida and July 22 vs. New York.
- Started 25 of the 39 games the Dodgers played while he was on the active roster from June 17-July 28...made 15 starts at second base, nine at shortstop and one at third base.
- Led all Dodger batters (with 10 or more at-bats) with a .583 (14-for-24) average with men in scoring position...collected 11 hits in 13 at-bats (.846) when batting with runners in scoring position and less than two outs.
- Was placed on the 15-day disabled list on Aug. 1 (retroactive to July 29) with a strained right elbow...was transferred to the 60-day disabled list on Sept. 2...had "Tommy John" surgery performed on Sept. 9 by Dr. Frank Jobe after an MRI on Aug. 18 revealed a partial tear to the medial collateral ligament in his right elbow.

### MAJOR LEAGUE HIGHLIGHTS

#### 1995:

- Appeared in 95 games at shortstop for St. Louis when a shoulder injury sidelined Ozzie Smith for most of the season...also made 11 appearances at second base...started a total of 95 games (86 at shortstop and nine at second base) but made only 14 starts after Smith returned from the disabled list on Aug. 8.
- Began regular play at shortstop in mid-May and was quickly dubbed "Homer Cromer" after belting four homers in the span of 10 games from May 20-31...finished the season with five homers, the most by a Cardinal shortstop since Ozzie Smith had six in 1985.
- Hit in nine straight games from June 3-13 to raise his batting average from .233 to .246.
- Tied for the team lead in sacrifice flies with five, but collected just 18 RBI for the year.

#### 1994:

- Led all American Association shortstops with a .978 fielding percentage, committing just 12 errors all season at Triple-A Louisville.
- Ranked fourth in the league with nine triples...collected a career-high 41 extra-base hits.

#### 1993:

- Batted .275 with 11 home runs and 33 RBI at Louisville before being recalled by St. Louis on Sept. 7...appeared in 10 games with the Cardinals and collected his first major league hit with an infield single on Sept. 30 at New York.
- Was named as a reserve to the Triple-A All-Star team...was also voted Best Defensive Shortstop in the American Association by league managers.
- Put together a 16-game hitting streak in April before going on the disabled list on April 28 with a fractured right thumb.

### MINOR LEAGUE HIGHLIGHTS

#### 1996:

- Batted .225 with four home runs and 25 RBI in 80 games at Triple-A Louisville.
- Led all American Association shortstops with a .986 fielding percentage, committing just five errors in 350 total chances.

#### 1992:

- Played most of the season with Double-A Arkansas before earning a late-season promotion to Louisville...led Texas League shortstops with a .962 fielding percentage.

### PERSONAL

- He and his wife, Michelle, reside in Columbia, South Carolina during the offseason with their two-year-old son, Banks.

## CROMER (Continued)

## PROFESSIONAL RECORD

YEAR	CLUB	AVG.	G	AB	R	H	2B	3B	HR	RBI	BB	SO	SB
1989	Hamilton	.263	35	137	18	36	6	3	0	6	17	30	4
1990	St. Petersburg	.216	121	408	53	88	12	5	5	38	46	78	7
1991	St. Petersburg	.204	43	137	11	28	3	1	0	10	9	17	0
	Arkansas	.229	73	227	28	52	12	1	1	18	15	37	0
1992	Arkansas	.239	110	339	30	81	16	6	7	29	22	82	4
	Louisville	.200	6	25	5	5	1	1	1	7	1	6	0
1993	Louisville	.275	85	309	39	85	8	4	11	33	15	60	1
	ST. LOUIS	.087	10	23	1	2	0	0	0	0	1	6	0
1994	Louisville	.274	124	419	53	115	23	9	9	50	33	85	5
	ST. LOUIS	.000	2	0	1	0	0	0	0	0	0	0	0
1995	ST. LOUIS	.226	105	345	36	78	19	0	5	18	14	66	0
1996	Louisville	.225	80	244	28	55	4	4	4	25	22	47	3
1997	LOS ANGELES	.291	28	86	8	25	3	0	4	20	6	16	0
	Albuquerque	.321	43	140	25	45	8	6	5	24	14	34	4
<b>ML Totals-4 years</b>		<b>.231</b>	<b>145</b>	<b>454</b>	<b>46</b>	<b>105</b>	<b>22</b>	<b>0</b>	<b>9</b>	<b>38</b>	<b>21</b>	<b>88</b>	<b>0</b>

## STATISTICAL BREAKDOWN

	1997							CAREER					
	AVG.	G	AB	R	H	HR	RBI	AVG.	AB	H	HR	RBI	
<b>Totals</b>	.291	28	86	8	25	4	20	.231	454	105	9	38	
Atlanta	.000	2	7	0	0	0	0	.154	26	4	1	2	
Chicago	-	-	-	-	-	-	-	.231	26	6	0	0	
Cincinnati	-	-	-	-	-	-	-	.303	33	10	1	3	
Colorado	.333	3	6	0	2	0	1	.244	45	11	1	4	
Florida	.333	2	6	2	2	2	3	.172	29	5	2	3	
Houston	-	-	-	-	-	-	-	.219	32	7	0	2	
Los Angeles	-	-	-	-	-	-	-	.231	26	6	0	0	
Milwaukee	-	-	-	-	-	-	-	-	-	-	-	-	
Montreal	-	-	-	-	-	-	-	.273	22	6	0	2	
New York	.200	3	10	0	2	0	3	.200	40	8	0	3	
Philadelphia	.222	2	9	2	2	1	1	.216	37	8	1	3	
Pittsburgh	.250	1	4	0	1	0	1	.226	31	7	0	1	
St. Louis	-	-	-	-	-	-	-	-	-	-	-	-	
San Diego	.333	5	15	1	5	0	3	.205	39	8	0	4	
San Francisco	.400	6	20	2	8	1	6	.271	59	16	3	9	
Anaheim	.333	3	9	1	3	0	2	.333	9	3	0	2	
Oakland	-	-	-	-	-	-	-	-	-	-	-	-	
Seattle	-	-	-	-	-	-	-	-	-	-	-	-	
Texas	.000	1	0	0	0	0	0	.000	0	0	0	0	
<b>American League</b>	<b>.333</b>	<b>4</b>	<b>9</b>	<b>1</b>	<b>3</b>	<b>0</b>	<b>2</b>	<b>.333</b>	<b>9</b>	<b>3</b>	<b>0</b>	<b>2</b>	
Before ASG	.367	12	30	2	11	0	8	.257	237	61	5	20	
After ASG	.250	16	56	6	14	4	12	.203	217	44	4	18	
April	-	-	-	-	-	-	-	.200	10	2	0	0	
May	-	-	-	-	-	-	-	.215	65	14	4	6	
June	.250	6	12	0	3	0	3	.268	112	30	1	8	
July	.297	22	74	8	22	4	17	.235	153	36	4	21	
August	-	-	-	-	-	-	-	.200	45	9	0	2	
Sept./Oct.	-	-	-	-	-	-	-	.200	65	13	0	1	
Pinch Hitting	.000	-	1	0	0	0	0	.000	4	0	0	0	
Longest Streak			6 Games						9 Games				
Home	.233	15	43	4	10	2	8	.244	209	51	4	16	
Away	.349	13	43	4	15	2	12	.220	245	54	5	22	
vs. Righthanders	.276	-	58	-	16	1	12	.236	331	78	4	24	
vs. Leftlanders	.321	-	28	-	9	3	8	.220	123	27	5	14	

## MISCELLANEOUS STATISTICS

Year	Batting Totals						POS	PCT	Fielding Totals					
	IBB	HB	SF	SH	CS	TB			G	PO	A	E	TC	DP
1993	0	0	0	0	0	2	SS	.912	9	13	18	3	34	3
1994	0	0	0	0	0	0	SS	.000	2	0	0	1	1	0
1995	2	4	5	1	0	112	SS	.962	106	126	292	17	435	61
1996	-	-	-	-	-	-	-	-	-	-	-	-	-	-
1997	3	0	1	2	1	40	2B,SS,3B	.974	28	47	61	3	111	11
<b>ML Totals</b>	<b>5</b>	<b>4</b>	<b>6</b>	<b>3</b>	<b>1</b>	<b>154</b>		<b>.960</b>	<b>145</b>	<b>186</b>	<b>371</b>	<b>24</b>	<b>581</b>	<b>75</b>

## CROMER'S CAREER TRANSACTIONS

- Selected by St. Louis in the third round of the June 1989 Free Agent Draft.
- Signed by Los Angeles as a free agent on Nov. 27, 1996.

## DISABLED LIST

- Aug. 1 - end of season, 1997 (strained right elbow)

## CROMER'S CAREER GAME HIGHS

<b>Most Hits:</b>	3 (6 times), last time July 10, 1997 vs. San Francisco
<b>Most Runs:</b>	3, May 29, 1995 vs. Colorado
<b>Most RBI:</b>	3 (4 times), last time July 22, 1997 vs. New York
<b>Most HR:</b>	2, July 17, 1997 at Florida
<b>Longest Hitting Streak:</b>	9 games, June 3-13, 1995
<b>Career Grand Slams:</b>	None

# 50 Mark Deschenes

*Right-Handed Pitcher*

**Height:** 6-0      **Weight:** 175  
**Bats:** Right      **Throws:** Right  
**Opening Day Age:** 25  
**Birth Date:** January 6, 1973  
**Birthplace:** Lowell, MA  
**M.L. Service:** None  
**How Obtained:** Acquired in the Major League Rule 5 Draft on Dec. 15, 1997  
**Contract Status:** Signed through 1998



## 1997 NOTES

- Won the Bob Feller Award as the Indians' Minor League Pitcher of the Year after combining for a 4-2 record with 29 saves and a 1.52 ERA at Single-A Columbus and Single-A Kinston...also recorded 108 strikeouts over 65.0 innings in 60 games.
- Led all Cleveland farmhands in saves and finished second in minor league baseball with an impressive 14.95 strikeouts per 9.0 innings...held minor league batters to a .173 (40-for-231) average.
- Allowed hit or less in 50 of his 60 outings.
- Started the season at Columbus and was named to the South Atlantic League All-Star team after posting a 2-2 record, 1.90 ERA and 19 saves in 40 appearances.
- Recorded six consecutive saves from May 2-12.
- Earned his 16th save on June 27 vs. Macon by striking out the side on nine pitches.

**DESCHENES** (Continued)

- Fanned 22 batters over 11.1 innings from June 21-July 1.
- Promoted to Kinston on Aug. 1 and went 2-0 with 10 saves and a 0.81 ERA in 20 games.
- The only two runs he allowed were on home runs surrendered on Aug. 2 and Aug. 19...posted a 0.75 ERA in his final 24.1 innings.

**MINOR LEAGUE HIGHLIGHTS**

**1996:**

- Went 5-2 with a 3.40 ERA in 16 starts at Columbus...was one of seven Redstixx pitchers to make 10 or more starts.
- Made the switch from shortstop to pitcher after Columbus pitching coach Fred Gladding made the recommendation during spring training...spent April and May in the Indians extended spring training program making the conversion.
- Held opposing batters to a .236 (70-for-297) average...went 4-1 with a 2.83 ERA on the road.
- Went 2-1 with a 2.30 ERA over six starts in August.

**1995:**

- Batted .208 with one home run and 14 RBI in 42 games as a shortstop in his first professional season at Single-A Watertown.
- Tied for the second on the club with six stolen bases.

**PERSONAL**

- Earned the nickname "Machine Gun" while at Columbus because of his velocity and fast tempo.
- Majored in Criminal Justice at the University of Massachusetts-Lowell...captained the baseball team...was named All-Northeast Region All-Star and All-Conference as both a shortstop and pitcher his senior year.

**CAREER RECORD**

YEAR	CLUB	AVG.	G	AB	R	H	2B	3B	HR	RBI	BB	SO	SB
1995	Watertown	.208	42	144	18	30	4	1	1	14	18	45	6

YEAR	CLUB	W-L	ERA	G	GS	CG	SHD	SV	IP	H	R	ER	BB	SO
1996	Columbus	5-2	3.40	16	16	0	0	0	76.2	70	38	29	41	67
1997	Columbus	2-2	1.90	40	0	0	0	19	42.2	31	11	9	21	69
	Kinston	2-0	0.81	20	0	0	0	10	22.1	9	2	2	4	39
<b>Totals-2 years</b>		<b>9-4</b>	<b>2.54</b>	<b>76</b>	<b>16</b>	<b>0</b>	<b>0</b>	<b>29</b>	<b>141.2</b>	<b>110</b>	<b>51</b>	<b>40</b>	<b>66</b>	<b>175</b>

**DESCHENES' CAREER TRANSACTIONS**

- Selected by the Cleveland Indians in the 20th round of the June 1995 Free Agent Draft.
- Selected by Los Angeles in the Rule 5 Draft from Cleveland on Dec. 15, 1997.

**ROOKIE RULE**

The Baseball Writers Association of America considers a player a rookie unless during the previous season he has (a) exceeded 130 at-bats or 50.0 innings pitched in the major leagues; or (b) accumulated more than 45 days on the active roster of a major league club (excluding military service) from Opening Day until Aug. 31.

37

# Darren Dreifort

*Right-Handed Pitcher*

**Height:** 6-2      **Weight:** 211  
**Bats:** Right      **Throws:** Right  
**Opening Day Age:** 25  
**Birth Date:** May 3, 1972  
**Birthplace:** Wichita, KS  
**M.L. Service:** 3 years and 23 days  
**How Obtained:** Dodgers' 1st round pick (1st selection) in the June 1993 Free Agent Draft  
**Contract Status:** Signed through 1998



## 1997 NOTES

- Spent his first full season with the Dodgers and went 5-2 with four saves and a 2.86 ERA in 48 games...established career highs in wins, innings pitched (63.0) and strikeouts (63).
- Retired 38 of the 42 first batters he faced (90 percent) and stranded 21 of the 27 runners he inherited (78 percent)...struck out the first batter he faced 13 times...held opposing batters to a team-low .202 average.
- Struck out at least one batter in 34 of his 48 outings and did not allow a hit in 23 appearances.
- Earned a save in his first appearance of the season on April 2 against Philadelphia after throwing 1.1 scoreless innings of relief...it was his first save since May 29, 1994 against Pittsburgh when he recorded six saves during his rookie season.
- Earned his first win on April 6 vs. Pittsburgh after striking out three over 3.0 scoreless innings in a 6-3 comeback victory.
- Allowed only six hits over 6.1 innings in his first six outings of the season...did not allow his first run of the season until his seventh appearance on April 25 at Florida.
- Missed 32 games after being placed on the 15-day disabled list on May 14 (retroactive to May 12) with tendinitis in his right elbow...made two rehab starts at Triple-A Albuquerque and went 0-0 with a 1.59 ERA...gave up one run in 5.2 innings.
- Was reinstated from the disabled list on June 17 and earned the win in his first appearance on June 18 after pitching 0.2 scoreless inning in the Dodgers' 7-5 comeback victory.
- Allowed just one earned run in his first 10.1 innings after returning from the disabled list.
- Ran his record to 3-0 with another relief win on July 1 vs. Texas when he pitched 3.0 scoreless innings and collected a single to left field in the seventh inning for his second career base hit.
- Suffered his first defeat of the season on July 21 at Atlanta after giving up a run with two outs in the 10th inning.
- Pitched a team-high and career-best 4.1 relief innings when he earned the win on July 26 vs. Philadelphia...gave up one unearned run after entering the game in the fourth inning when Hideo Nomo was hit with a line drive in the fourth inning on his right elbow.
- Recorded a career-high six strikeouts and earned his second save of the season on Aug. 8 at Cincinnati after allowing one hit in 4.0 scoreless innings in the Dodgers' 10-5 win.
- Picked up his fifth victory of the season on Aug. 26 as the Dodgers scored two runs in the top of the ninth inning for a 6-4 win...allowed no runs in 1.1 innings of relief, including stranding two inherited runners.
- Notched his third save and struck out five batters in 3.0 innings of relief in the Dodgers' 11-2 win on Aug. 30 vs. Seattle...earned his fourth save of the season with 0.2 scoreless inning of work in the Dodgers' 7-6, 15 inning win on Sept. 15 at St. Louis.

**DREIFORT** (Continued)

- Was 4-0 with a 2.38 ERA (9 ER/34.0 IP) in 23 games at Dodger Stadium and 1-2 with a 3.41 ERA (11 ER/29.0 IP) in 25 games on the road.
- Held the opposition to a .108 batting average (4 hits in 37 at bats) and had a 0.77 ERA and 1-0 record in seven appearances in games on artificial turf.

**MAJOR LEAGUE HIGHLIGHTS****1996:**

- Compiled a 1-4 record and 4.94 ERA in 19 games for the Dodgers after splitting the season with Los Angeles and Albuquerque.
- Was recalled from Albuquerque on July 25 and struck out nine batters over 8.1 innings in his first five outings...hurled a season-best 4.0 innings vs. Florida on Aug. 1 but suffered the loss.
- Earned his first major league win on Aug. 30 at Philadelphia on Aug. 30 after pitching 2.1 shutout innings...the win snapped a six-game losing streak to start his career.
- Fanned four over 2.0 shutout innings on Sept. 20 at San Diego...“That was electric. It’s been a long time when a righthander has made me look that bad. I took the first pitch, and then pow-pow, sit yourself down. You don’t see too many guys throwing 97-98, and the thing about it, his ball was moving,” Padres’ right fielder Tony Gwynn said.
- Pitched 0.2 scoreless innings in Game 3 of the Divisional Series at Atlanta.
- Was 5-6 with a 4.17 ERA in 18 starts at Albuquerque...pitched 86.1 innings and allowed 49 runs, 40 earned runs and just six home runs.

**1995:**

- Missed the entire season recovering from reconstructive surgery performed by Dr. Frank Jobe on March 14 to repair a torn medial collateral ligament in his right elbow.
- Took advantage of his recovery time and earned his undergraduate degree at Wichita State University.

**1994:**

- Finished 0-5 with a 6.21 ERA and six saves in nine opportunities for the Dodgers in 27 games.
- Pitched a perfect ninth inning in his major league debut on April 7 vs. Florida in the Dodgers’ 1-0 defeat.
- He and Chan Ho Park became the 17th and 18th players in major league history since the amateur draft began in 1965 to make their professional debuts in the major leagues...the last two players to make their debuts in the majors were California’s Jim Abbott and Toronto’s John Olerud in 1989...the last N.L. player to do so was Atlanta’s Bob Horner in 1978...the last Dodger to skip the minor leagues was Sandy Koufax in 1955.
- Was spectacular at Dodger Stadium, going 0-0 with a 0.79 ERA (1 ER/11.1 IP) in 10 games...struggled on the road with an 0-5 record and a 9.68 ERA (19 ER/17.2 IP) in 17 outings...first batters faced hit .280 (7-for-25) against him and were just 2-for-10 at Dodger Stadium (.200).
- Hit a game-winning pinch-hit single on May 27 at Dodger Stadium off the Pirates’ Jeff Ballard in his first major league at-bat...had a sacrifice bunt on April 22 vs. Montreal in his first plate appearance as a major leaguer.
- Was optioned to Double-A San Antonio and went 3-1 with a 2.80 ERA in eight starts...promoted to Albuquerque and won his only start (4 ER/6.1 IP)...all nine of his appearances in the minor leagues were as a starter.

**COLLEGE/AMATEUR HIGHLIGHTS**

- Won the Golden Spikes Award as baseball’s top amateur player in 1993 after earning All-America honors by leading Wichita State to the College World Series championship game against Louisiana State...went 11-1 with a 2.48 ERA and 120 strikeouts in 102 innings for

- Was named the Missouri Valley Conference Pitcher of the Year in 1993 while also earning first-team All-MVC honors as a relief pitcher and second-team all-conference honors as a designated hitter...was also named the Atlantic Region MVP.
- Was a first-team All-America selection for three consecutive seasons after compiling a 26-5 record with 17 saves, 2.24 ERA and 275 strikeouts in 261.0 innings pitched in three seasons at Wichita State...also batted .318 with 25 home runs and 89 RBI in 314 at-bats...the Shockers reached the College World Series in all three of his seasons at Wichita State and played in the championship game in 1991 and '93.
- Was the Dodgers' first-round selection and the second pick overall in the June 1993 Free Agent Draft...signed by Tom Thomas...tabbed by *Baseball America* as the "college player closest to the majors" in 1993...also listed as the Dodgers' top prospect.
- Made his debut with the Dodgers in the Arizona Instructional League but left early with tendinitis in his right shoulder.
- Was a member of the 1992 Olympic baseball team in Barcelona, Spain...went 2-0 with a 2.10 ERA in 34.1 innings on the tour...also a member of the 1991 USA National baseball team.

### PERSONAL

- His father, John, is chairman of the history department at Wichita State.
- Was named to the Athletic Director's Honor Roll in Fall 1990 and 1992 at Wichita State, as well as the academic All-Missouri Valley Conference team in 1991.
- Attended Heights H.S. in Wichita, KS and lettered four years in basketball and two in baseball.
- Credits his older brother Todd, who also earned college All-America honors, as being his biggest inspiration in baseball.

		CAREER RECORD												
YEAR	CLUB	W-L	ERA	G	GS	CG	SHO	SV	IP	H	R	ER	BB	SO
1994	LOS ANGELES	0-5	6.21	27	0	0	0	6	29.0	45	21	20	15	22
	San Antonio	3-1	2.80	8	8	0	0	0	35.1	36	14	11	13	32
	Albuquerque	1-0	5.68	1	1	0	0	0	6.1	8	4	4	3	3
1995	LOS ANGELES	Injured - Did Not Play												
1996	Albuquerque	5-6	4.17	18	18	0	0	0	86.1	88	49	40	52	75
	LOS ANGELES	1-4	4.94	19	0	0	0	0	23.2	23	13	13	12	24
1997	Albuquerque	0-0	1.59	2	2	0	0	0	5.2	2	1	1	1	3
	LOS ANGELES	5-2	2.86	48	0	0	0	4	63.0	45	21	20	34	63
<b>ML Totals-4 years</b>		<b>6-11</b>	<b>4.12</b>	<b>94</b>	<b>0</b>	<b>0</b>	<b>0</b>	<b>10</b>	<b>115.2</b>	<b>113</b>	<b>55</b>	<b>53</b>	<b>61</b>	<b>109</b>

		DIVISION SERIES RECORD												
YEAR	CLUB VS. OPP.	W-L	ERA	G	GS	CG	SHO	SV	IP	H	R	ER	BB	SO
1996	LA vs. Atl	0-0	0.00	1	0	0	0	0	0.2	0	0	0	0	0
<b>Division Series Totals</b>		<b>0-0</b>	<b>0.00</b>	<b>1</b>	<b>0</b>	<b>0</b>	<b>0</b>	<b>0</b>	<b>0.2</b>	<b>0</b>	<b>0</b>	<b>0</b>	<b>0</b>	<b>0</b>

### DODGERS ON SPORTS ILLUSTRATED COVERS

A Dodger has appeared on the cover of *Sports Illustrated* on 45 occasions since the publication was introduced in 1954. The most recent Dodgers to grace the cover include Jackie Robinson (May 5, 1997), Hideo Nomo (July 10, 1995), Mike Piazza (April 4, 1994 and July 5, 1993) and Ramon Martinez (Sept. 30, 1991).

## DREIFORT (Continued)

## STATISTICAL BREAKDOWN

	1997							CAREER				
	W-L	SV	ERA	G	IP	H	ER	W-L	SV	ERA	IP	ER
<b>Totals</b>	5-2	4	2.86	48	63.0	45	20	6-11	10	4.12	115.2	53
Atlanta	0-1	0	8.10	4	3.1	6	3	0-2	0	9.95	6.1	7
Chicago	0-0	0	6.23	4	4.1	5	3	0-0	0	5.79	4.2	3
Cincinnati	0-0	1	1.04	3	8.2	3	1	0-0	1	3.38	10.2	4
Colorado	0-0	0	12.46	5	4.1	8	6	0-1	0	10.86	8.1	10
Florida	0-0	0	1.50	4	6.0	3	1	0-1	0	3.00	12.0	4
Houston	0-0	0	3.86	3	2.1	1	1	0-0	0	2.45	3.2	1
Milwaukee	-	-	-	-	-	-	-	-	-	-	-	-
Montreal	0-0	0	0.00	2	2.0	0	0	0-0	0	3.72	9.2	4
New York	0-0	0	0.00	4	3.0	0	0	0-1	1	4.82	9.1	5
Philadelphia	1-0	1	0.00	3	8.1	3	0	2-0	2	0.63	14.1	1
Pittsburgh	2-0	0	0.00	3	5.0	3	0	2-2	1	3.60	10.0	4
St. Louis	0-0	1	0.00	1	0.2	0	0	0-0	1	0.00	4.2	0
San Diego	0-0	0	3.38	3	2.2	1	1	0-2	1	5.40	6.2	4
San Francisco	0-0	0	0.00	4	5.0	3	0	0-1	2	2.25	8.0	2
Anaheim	1-0	0	0.00	1	0.2	0	0	1-0	0	0.00	0.2	0
Oakland	-	-	-	-	-	-	-	-	-	-	-	-
Seattle	0-0	1	3.00	1	3.0	2	1	0-0	1	3.00	3.0	1
Texas	1-1	0	7.36	3	3.2	7	3	1-1	0	7.36	3.2	3
American League	2-1	1	4.91	5	7.1	9	4	2-1	1	4.91	7.1	4
Before ASG	3-0	1	2.35	20	23.0	12	6	3-5	7	4.50	52.0	26
After ASG	2-2	3	3.15	28	40.0	33	14	3-6	3	3.82	63.2	27
April	1-0	1	2.61	9	10.1	6	3	1-1	3	1.78	25.1	5
May	0-0	0	4.15	4	4.1	2	2	0-2	4	7.31	16.0	13
June	1-0	0	2.08	5	4.1	2	1	1-2	0	10.80	6.2	8
July	2-1	0	1.76	10	15.1	13	3	2-1	0	1.53	17.2	3
August	1-0	2	1.45	9	18.2	10	3	2-1	2	2.73	33.0	10
Sept./Oct.	0-1	1	7.20	11	10.0	12	8	0-4	1	9.53	17.0	18
As Starter	-	-	-	-	-	-	-	-	-	-	-	-
As Reliever	5-2	4	2.86	48	63.0	45	20	6-11	10	4.12	115.2	53
Winning Streak				3 Games						3 Games		
Losing Streak				1 Game						6 Games		
Home	4-0	2	2.38	23	34.0	19	9	4-3	4	3.36	56.1	21
Away	1-2	2	3.41	25	29.0	26	11	2-8	6	4.85	59.1	32

## MISCELLANEOUS STATISTICS

Year	Pitching Totals					Hitting Totals							
	IBB	HB	WP	BK	HR	AVG	AB	R	H	2B	3B	HR	RBI
1994	3	4	1	0	0	1.000	1	0	1	0	0	0	1
1995	-	-	-	-	-	-	-	-	-	-	-	-	-
1996	4	0	2	1	2	.000	3	0	0	0	0	0	0
1997	2	1	3	1	3	.143	7	0	1	0	0	0	0
<b>ML Totals</b>	<b>9</b>	<b>5</b>	<b>6</b>	<b>2</b>	<b>5</b>	<b>.182</b>	<b>11</b>	<b>0</b>	<b>2</b>	<b>0</b>	<b>0</b>	<b>0</b>	<b>1</b>

## DREIFORT'S CAREER TRANSACTIONS

- Selected by the New York Mets in the 10th round of the June 1990 Free Agent Draft.
- Selected by Los Angeles in the first round (first selection) in the June 1993 Free Agent Draft.

## DISABLED LIST

- 1995 season (torn medial collateral ligament in right elbow)
- May 14 - June 17, 1997 (right elbow tendinitis)

## DREIFORT'S CAREER GAME HIGHS

Most Innings Pitched - Starter:	None
Most Innings Pitched - Reliever:	4.1, July 26, 1997 vs. Philadelphia
Most Strikeouts:	6, Aug. 8, 1997 at Cincinnati
Most Walks:	3 (twice), last time Aug. 23, 1997 at Philadelphia
Longest Winning Streak:	3 games, April 6-July 1, 1997
Longest Losing Streak:	6 games, April 16, 1994-Aug. 1, 1996

55

# Ignacio Flores

*Right-Handed Pitcher*

**Height:** 6-2      **Weight:** 180  
**Bats:** Right      **Throws:** Right  
**Opening Day Age:** 22  
**Birth Date:** May 8, 1975  
**Birthplace:** Baja California Sur, Mexico  
**M.L. Service:** None  
**How Obtained:** Signed as a free agent  
on April 6, 1995  
**Contract Status:** Signed through 1998



## 1997 NOTES

- Went 10-7 with one save and a 3.25 ERA in 27 games (18 starts) at Double-A Texas League Champion San Antonio.
- Ranked fourth in the league with a 3.25 ERA...finished third with 2.29 walks allowed per 9.0 innings.
- Led the Texas League with a 1.53 ERA through June 11...went 4-1 with a 0.76 ERA in five starts from May 20-June 16.
- Earned a spot on the N.L. squad at the Double-A All-Star Game on July 7 in San Antonio after leading the league with a 2.28 ERA in the first half...pitched 1.0 perfect inning in the game.

## MINOR LEAGUE HIGHLIGHTS

### 1996:

- Pitched on loan in the Mexican League for Saltillo and Torreon...went a combined 6-11 with a 5.22 ERA in 44 games.
- Was used primarily as a starter with Saltillo and pitched exclusively out of the bullpen for Torreon.

### 1995:

- Went 6-4 with a 4.72 ERA in 16 games (12 starts) in his first professional season at Rookie Great Falls.
- Led the club in wins, starts and strikeouts (76).

## PERSONAL

- Recommended and signed by Mike Brito.

## CAREER RECORD

YEAR	CLUB	W-L	ERA	G	GS	CG	SHO	SV	IP	H	R	ER	BB	SO
1995	Great Falls	6-4	4.72	16	12	0	0	0	68.2	66	42	36	38	76
1996	Saltillo-MX	5-10	5.09	26	25	3	1	0	141.1	144	92	80	108	82
	Torreon-MX	1-1	5.83	18	0	0	0	0	29.1	24	19	19	27	21
1997	San Antonio	10-7	3.25	27	18	0	0	1	133.0	125	59	48	39	102
<b>Totals-3 years</b>		<b>22-22</b>	<b>4.42</b>	<b>87</b>	<b>55</b>	<b>3</b>	<b>1</b>	<b>1</b>	<b>372.1</b>	<b>359</b>	<b>212</b>	<b>183</b>	<b>212</b>	<b>281</b>

## FLORES' CAREER TRANSACTIONS

- Signed by Los Angeles as a free agent on April 6, 1995.

75

# Kevin Gibbs

*Outfielder*

**Height:** 6-2      **Weight:** 185  
**Bats:** Both      **Throws:** Right  
**Opening Day Age:** 23  
**Birth Date:** April 3, 1974  
**Birthplace:** Washington, D.C.  
**M.L. Service:** None  
**How Obtained:** Dodgers' 6th round pick in the June 1995 Free Agent Draft  
**Contract Status:** Signed through 1998



## 1997 NOTES

- Led all Dodger minor leaguers and ranked third in the Texas League with a .335 average in 101 games at Double-A San Antonio...ranked second in the Texas League with 49 stolen bases and a .451 on-base percentage...also had two homers, 34 RBI, 21 doubles and six triples ...led the Missions with 72 walks.
- Finished second in the Texas League in on-base percentage (.451), second in walks (72), second in stolen bases (49), and third in average (.335).
- Went a season-high 5-for-5 with three doubles at Wichita on April 12.
- Was placed on the disabled list in early April with a sore right shoulder after beginning the season at a .351 clip with six stolen bases...went on the disabled list again with a pulled rib cage muscle in July.
- Reached base safely by hit or walk in 21 straight games from May 2-24 ...batted .333 (26-for-78) with three doubles, one triple, six RBI and 10 stolen bases during that span.
- Swiped three bases and went 2-for-3 with two RBI in an 11-1 win vs. Midland on April 6.
- Batted .437 (31-for-71) with seven doubles, two triples, a home run, 10 RBI and 11 stolen bases over 19 games from June 3-23.
- Batted .389 (14-for-36) with three doubles, a home run and four RBI over 11 games from August 5-19.
- Selected to the Texas League's postseason All-Star Team.
- Named the 10th-best prospect in the Texas League by *Baseball America*.

## MINOR LEAGUE HIGHLIGHTS

### 1996:

- Compiled a .270 batting average and scored 69 runs in 118 games at Vero Beach.
- Led all Dodger minor leaguers with 60 stolen bases...also ranked second among all full-season minor leaguers and Single-A players...named the Fastest Baserunner in the Florida State League by *Baseball America*.
- Ranked fifth in Single-A with 11 triples.
- Underwent arthroscopic surgery on his left shoulder after the season.

### 1995:

- Batted .313 with one home run, 18 RBI and 38 stolen bases in 52 games at short-season Yakima in his first professional season before earning promotions to Single-A San Bernardino and Vero Beach...hit a combined .302 with 40 stolen bases in 64 games with all three clubs.
- Selected to the Northwest League All-Star Team.
- Led the Northwest League in stolen bases...ranked second with a .434 on-base percentage, third with four triples and fifth in batting average.
- Batted .446 (29-for-66) with three triples, nine RBI and 18 stolen bases in 17 games from June 18-July 8...hit safely in 13 consecutive games from June 18-July 4.

## PERSONAL

- Attended Old Dominion after graduating from St. John's College H.S.

## PROFESSIONAL RECORD

YEAR	CLUB	AVG.	G	AB	R	H	2B	3B	HR	RBI	BB	SO	SB
1995	Vero Beach	.250	7	20	1	5	1	0	0	2	0	0	1
	San Bernardino	.231	5	13	1	3	1	0	0	0	0	2	1
	Yakima	.313	52	182	36	57	6	4	1	18	36	46	38
1996	Vero Beach	.270	118	423	69	114	9	11	0	33	65	80	60
1997	San Antonio	.335	101	358	89	120	21	6	2	34	72	48	49
Totals-3 years		.300	283	996	196	299	38	21	3	87	173	304	149

## GIBBS' CAREER TRANSACTIONS

- Selected by Los Angeles in the sixth round of the June 1995 Free Agent Draft.

30

## Wilton Guerrero

*Infielder*

**Height:** 5-11

**Weight:** 175

**Bats:** Both

**Throws:** Right

**Opening Day Age:** 23

**Birth Date:** October 24, 1974

**Birthplace:** Don Gregorio, DR

**M.L. Service:** 1 year and 29 days

**How Obtained:** Signed by Los Angeles as a free agent on Oct. 8, 1991

**Contract Status:** Signed through 1998



## 1997 NOTES

- Batted .291 with 10 doubles, nine triples, four home runs and 32 RBI in 111 games during his rookie campaign with the Dodgers...made 84 starts at second base and three starts at shortstop...tied for third in the N.L. in triples.
- Ranked second among N.L. rookies in triples and third with 104 hits, fourth with 27 multi-hit games, sixth with 44 runs and 144 total bases, tied for sixth with six stolen bases and seventh with 32 RBI and 23 extra-base hits.
- Was optioned to Triple-A Albuquerque on Aug. 22 to get some playing time after the Dodgers traded for second baseman Eric Young on Aug. 18 ...recalled from Albuquerque on Sept. 2 when the rosters expanded.
- Batted .400 (18-for-45) with a triple and five RBI in 10 games for the Dukes.
- Was the Dodgers' Opening Day second baseman on April 1 vs. Philadelphia and collected an infield single in the first inning off Curt Schilling for his first major league hit...was the first rookie to start at second base for the Dodgers on Opening Day since Steve Sax in 1982.
- Slugged his first major league home run off the Mets' Rick Reed in the third inning on April 16 at New York...his two-run homer snapped a 1-1 tie and led the Dodgers to a 5-2 win.
- Homered four times for the Dodgers, besting his previous professional high of two in 1996 at Albuquerque.
- Collected a career-high three base hits on seven occasions...first had three hits on April 30 at Philadelphia when he went 3-for-4 with two doubles and a run scored...also had three three-hit games in August (Aug. 1, 8 and 12).
- Was suspended for eight games by the N.L. from June 2-9 after being ejected in the first inning on June 1 at St. Louis for using an illegal bat.

**GUERRERO** (Continued)

- Scored the tying run from second base on Troy Percival's wild pitch in the ninth inning against Anaheim on June 17 at Dodger Stadium...L.A. won the game on the next pitch when Todd Zeile slugged a game-winning homer to left field in the 4-3 win.
- Drove in a career-high three runs on June 29 vs. San Diego when he went 2-for-5 with a run.
- Had a career-best eight-game hitting streak from June 23-30...batted .353 (12-for-34) during that stretch.
- Had a pinch-hit single and scored the tying run in the seventh inning of the Dodgers' 9-5 comeback win vs. Florida on Sept. 6.
- Batted .309 (56-for-181) on the road and .273 (48-for-176) at Dodger Stadium...batted .373 (22-for-59) with eight RBI in 16 games on artificial turf.
- Had at least one hit in 64 of his 87 starts (74 percent)...hit .321 (26-for-81) with 24 RBI when batting with runners in scoring position.
- Batted .250 (3-for-12) with a walk when used as a pinch-hitter.
- Committed just four errors, with the last one coming on May 21 at San Diego...did not commit an error in his last 57 games played in the field.
- Played throughout the season with a labrum tear in his left shoulder...the labrum was surgically repaired on Oct. 3 at Centinela Hospital Medical Center by Dr. Frank Jobe.

**MAJOR LEAGUE HIGHLIGHTS****1996:**

- Recalled from Albuquerque on Sept. 1 and made his major league debut on Sept. 3 at New York as a pinch-runner and scored...was 0-for-2 in five games for the Dodgers.
- Batted .344 with 79 runs, 17 doubles, 12 triples, two home runs and 38 RBI in 98 games for Albuquerque.
- Finished third among Pacific Coast League batters in average, tied for second in triples and tied for fifth with 26 stolen bases...also finished second in triples among Triple-A hitters, tied for fourth in average, tied for fifth with 11 sacrifice hits and tied for 12th in hits and stolen bases...his .344 average was tops among Dodger farmhands.
- Went on the disabled list three times during the season; May 3 with a hamstring and quadriceps injury, June 26 with a pulled stomach muscle, and Aug. 13 with anemia.
- Had a 10-game hitting streak April 26-May 27 (20-for-51, .392), raising his average from .302 to .336.
- Had a seven-game hitting streak from June 3-10 (11-for-30, .367).
- Went 21-for-62 (.339) with two home runs and 18 RBI during a 14-game hit streak June 12-26.
- Was selected to play for the N.L. in the Triple-A All-Star Game.
- Went 31-for-77 (.403) during a 17-game hit streak July 23-Aug. 10, raising his average from .323 to .338.
- Reached base safely by hit or walk in 24 consecutive games from July 23-August 28 (39-for-99, .394).
- Batted .372 with 33 RBI with runners in scoring position for the Dukes.
- Hit .357 (40-for-112) against lefties and .339 (106-for-313) against righties.
- Was No. 61 on Baseball America's Top 100 Prospect list.
- Was the fastest runner in the entire organization after being timed at 4.51 seconds in the 40-yard dash.
- Won the Dominican Winter League batting title with a single in his last at-bat of the regular season, finishing with a .342 average.

**MINOR LEAGUE HIGHLIGHTS****1995:**

- Was the Texas League batting champion after hitting .348 at Double-A San Antonio...was the first full-season Dodger minor leaguer to win a batting title since Luis Lopez won the Pacific Coast League crown in 1990...his average led all Double-A hitters.

- Also hit .327 in 14 games at Albuquerque...hit .346 overall (149-for-431), sixth among all full season minor leaguers, best among shortstops and second among all Dodger minor leaguers...had 14 doubles, seven triples and 23 stolen bases.
- Named to the Texas League All-Star team and played in the Double-A All-Star Game...named the 10th-best prospect in the Texas League, fifth-best Dodger prospect and best defensive infielder by *Baseball America*.
- Put together a 23-game hitting streak, the longest in the Dodger organization...hit .398 (41-for-103) from May 27-June 27.
- Attended the Rookie Career Development Program in Landsdown, Virginia with Karim Garcia and Jesus Martinez.

**1994:**

- Hit .294 with 23 stolen bases at Single-A Vero Beach...his average ranked fifth in the Florida State League.

**1993:**

- Hit .297 at Rookie Great Falls...named the second-best prospect in the Pioneer League by *Baseball America*.

**1992:**

- Batted a team-best .387 for Dominican Summer League champion La Vega.

**PERSONAL**

- Younger brother Vladimir is an outfielder with the Montreal Expos.
- Attended Escuela Primaria Don Gregorio in the Dominican Republic.
- Signed by Pablo Peguero and Ralph Avila.

**PROFESSIONAL RECORD**

YEAR	CLUB	AVG.	G	AB	R	H	2B	3B	HR	RBI	BB	SO	SB
1992	La Vega	.387	61	225	52	87	7	4	0	38	34	21	15
1993	Great Falls	.297	66	256	44	76	5	1	0	21	24	33	20
	La Vega	.355	8	31	6	11	0	1	0	4	4	3	2
1994	Vero Beach	.294	110	402	55	118	11	4	2	32	29	71	23
1995	San Antonio	.348	95	382	53	133	13	6	0	26	26	63	21
	Albuquerque	.327	14	49	10	16	1	1	0	2	1	7	2
1996	Albuquerque	.344	98	425	79	146	17	12	2	38	26	48	15
	LOS ANGELES	.000	5	2	0	0	0	0	0	0	0	2	0
1997	LOS ANGELES	.291	111	357	39	104	10	9	4	32	8	52	6
	Albuquerque	.400	10	45	9	18	0	1	0	5	2	3	3
<b>ML Totals-2 years</b>		<b>.290</b>	<b>116</b>	<b>359</b>	<b>39</b>	<b>104</b>	<b>10</b>	<b>9</b>	<b>4</b>	<b>32</b>	<b>8</b>	<b>54</b>	<b>6</b>

**DODGERS SELECTED TO TOPPS' ROOKIE ALL-STAR TEAMS**

Wilton Guerrero was named to Topps' Rookie All-Star Team in 1997, joining 15 other Dodgers who were previously named to the team.

Ron Fairly (1959), Tommy Davis (1960), Frank Howard (1960), Ted Sizemore (1969), Bill Buckner (1971), Davey Lopes (1973), Fernando Valenzuela (1981), Steve Sax (1982), Greg Brock (1983), Tim Lincecum (1988), Eric Karros (1992), Mike Piazza (1993), Raul Mondesi (1994), Hideo Nomo (1995) and Todd Hollandsworth (1996).

## GUERRERO (Continued)

## STATISTICAL BREAKDOWN

	1997							CAREER				
	AVG.	G	AB	R	H	HR	RBI	AVG.	AB	H	HR	RBI
<b>Totals</b>	.291	111	357	39	104	4	32	.290	359	104	4	32
Atlanta	.243	10	37	3	9	0	2	.243	37	9	0	2
Chicago	.326	11	43	3	14	1	2	.326	43	14	1	2
Cincinnati	.353	8	17	2	6	0	1	.353	17	6	0	1
Colorado	.318	6	22	2	7	0	4	.318	22	7	0	4
Florida	.500	11	14	3	7	0	0	.500	14	7	0	0
Houston	.238	6	21	1	5	0	1	.238	21	6	0	1
Milwaukee	—	—	—	—	—	—	—	—	—	—	—	—
Montreal	.344	9	32	4	11	0	3	.344	32	11	0	3
New York	.300	9	30	3	9	2	4	.300	30	9	2	4
Philadelphia	.381	6	21	4	8	0	2	.381	21	8	0	2
Pittsburgh	.200	7	25	2	5	0	5	.200	25	5	0	5
St. Louis	.222	7	18	0	4	0	0	.222	18	4	0	0
San Diego	.303	7	33	6	10	0	4	.294	34	10	0	4
San Francisco	.133	6	15	1	2	0	2	.125	16	2	0	2
Anaheim	.429	2	7	4	3	1	1	.429	7	3	1	1
Oakland	.286	2	7	1	2	0	1	.286	7	2	0	1
Seattle	.143	2	7	0	1	0	0	.143	7	1	0	0
Texas	.125	2	8	0	1	0	0	.125	8	1	0	0
American League	.241	8	29	5	7	1	2	.241	29	7	1	2
Before ASG	.289	71	249	26	72	2	23	.289	249	72	2	23
After ASG	.296	40	108	13	32	2	9	.291	110	32	2	9
April	.275	23	80	6	22	1	7	.275	80	22	1	7
May	.307	26	88	8	27	0	6	.307	88	27	0	6
June	.299	21	77	12	23	1	10	.299	77	23	1	10
July	.286	17	56	6	16	1	7	.286	56	16	1	7
August	.283	15	46	4	13	1	2	.283	46	13	1	2
Sept./Oct.	.300	9	10	3	3	0	0	.250	12	3	0	0
Pinch Hitting	.250	—	12	—	3	0	0	.214	14	3	0	0
Longest Streak			8 games							8 games		
Home	.273	56	176	20	48	2	13	.271	177	48	2	13
Away	.309	55	181	19	56	2	19	.308	182	56	2	19
vs. Righthanders	.315	101	267	28	84	1	24	.313	268	84	1	24
vs. Lefthanders	.222	48	90	11	20	3	8	.220	91	20	3	8

## MISCELLANEOUS STATISTICS

Year	Batting Totals						POS	PCT	Fielding Totals					
	IBB	HB	SF	SH	CS	TB			G	PO	A	E	TC	DP
1996	0	0	0	0	0	0	—	—	—	—	—	—	—	—
1997	1	0	2	13	5	144	2B, SS	.990	95	148	231	4	383	26
<b>ML Totals</b>	<b>1</b>	<b>0</b>	<b>2</b>	<b>13</b>	<b>5</b>	<b>144</b>		<b>.990</b>	<b>95</b>	<b>148</b>	<b>231</b>	<b>4</b>	<b>383</b>	<b>26</b>

## GUERRERO'S CAREER TRANSACTIONS

- Signed by Los Angeles as a free agent on Oct. 8, 1991.

## GUERRERO'S CAREER GAME HIGHS

<b>Most Hits:</b>	3 (8 times), last time August 12, 1997 vs. Chicago
<b>Most Runs:</b>	2 (6 times), last time August 5, 1997 at Montreal
<b>Most RBI:</b>	3, June 29, 1997 vs. San Diego
<b>Most HR:</b>	1 (4 times), last time August 1, 1997 at Chicago
<b>Most Stolen Bases:</b>	2, April 29, 1997 at Atlanta
<b>Longest Hitting Streak:</b>	8 games, June 23-30, 1997
<b>Career Grand Slams:</b>	None

44

# Mark Guthrie

*Left-Handed Pitcher*

**Height:** 6-4      **Weight:** 211  
**Bats:** Right      **Throws:** Left  
**Opening Day Age:** 32  
**Birth Date:** September 22, 1965  
**Birthplace:** Buffalo, NY  
**M.L. Service:** 8 years and 42 days  
**How Obtained:** Traded to Los Angeles from Minnesota along with Kevin Tapani for Ron Coomer, Greg Hansell and Jose Parra on July 31, 1995  
**Contract Status:** Signed through 1998



## 1997 NOTES

- Completed his second season with the Dodgers and ninth in the big leagues with a 1-4 record, 5.32 ERA and one save in 62 outings... appeared in 60 or more games for the second consecutive season for Los Angeles.
- Started the season by not allowing an earned run in 11.1 innings over his first nine appearances...gave up just two hits, three walks and struck out six during that span...gave up his first runs of the season on April 25 at Florida when he allowed four runs on three hits in 1.0 inning.
- Earned his only win of the season on April 23 against St. Louis after pitching 1.1 perfect innings.
- Was 1-1 with a 2.12 ERA (7 ER/29.2 IP) in his first 28 relief appearances...the first batters he faced in an outing were 0-for-12 during that span.
- Was 0-0 with a 2.25 ERA in July after allowing four earned runs in 16.0 innings to drop his season earned run average from 4.62 to 4.04.
- Earned his only save of the season in the first game of the double header on Aug. 25 at Pittsburgh after throwing 4.0 perfect innings of relief...in that outing he fanned a season-high four batters in the Dodgers' 8-2 victory.
- Suffered the loss on Sept. 18 in his last outing of the season at San Francisco when he allowed a leadoff home run to Brian Johnson in the 12th inning as the Giants defeated the Dodgers 6-5...the win moved the Giants into a first place tie with the Dodgers with nine games to go.
- The 12 home runs he allowed this season were a career high, surpassing the 11 he allowed in 98.0 innings in 1991 with Minnesota.
- Stranded 23 of the 32 runners he inherited.
- His current four-game losing streak is the longest of his career, bettering his old mark of three games from July 28-Aug. 7, 1990 and July 26-Sept. 13, 1996.
- Was 1-3 with a 3.94 ERA (13 ER/29.2 IP) in 29 games at Dodger Stadium and 0-1 with a 6.35 ERA (28 ER/39.2 IP) in 33 games on the road...nine of the 12 home runs he surrendered came on the road.

## MAJOR LEAGUE HIGHLIGHTS

### 1996:

- Compiled a 2-3 record and 2.22 ERA after making a career-high 66 appearances in his first full season with the Dodgers.
- Earned his first N.L. and Dodger win on May 29 at Philadelphia after hurling 1.0 scoreless inning...won his second game on July 15 vs. San Diego after throwing 1.2 shutout innings and fanning three.
- Did not allow a run over a team-high 22.2 scoreless innings and 18 games from May 7-June 28.

**GUTHRIE** (Continued)

- Hurled 1.1 scoreless innings in his 300th career appearance on July 4 vs. Colorado.
- Suffered his first loss and blown save of the season on July 26 at Houston after allowing two runs on three hits in 1.0 inning.
- Recorded his only save of the season on Aug. 2 vs. Atlanta, fanning five in 2.0 innings...was his first save since Sept. 9, 1994 vs. Chicago while with Minnesota.
- Pitched 0.1 scoreless inning at Atlanta in Game 3 of the Division Series...walked one and struck out one.
- Allowed two or less hits in 62 of his 66 games...retired 54 of 66 first batters faced (82 percent)...Dodgers were 36-30 when he pitched.

**1995:**

- Went 0-2 with a 3.66 ERA in 24 appearances for the Dodgers after being acquired with pitcher Kevin Tapani from Minnesota on July 31 for infielder Ron Coomer and pitchers Greg Hansell and Jose Parra...went 5-3 with a 4.46 ERA in 36 appearances for the Twins before the trade.
- Pitched one or more innings in 33 of his 58 outings, including a season-high 6.0 innings on May 25 at Detroit.
- Made his Dodger debut on Aug. 3 at Colorado and allowed one run in 0.1 inning...he hit the first batter, the second reached on an error and retired the third batter on an infield pop-up.
- Suffered his first Dodger loss on Aug. 14 vs. Chicago after allowing one run on two hits in the 11th inning...lost his second game on Sept. 13 at Chicago after allowing two hits and the game-winning unearned run to score in the 13th inning.
- Did not allow a run over 6.1 innings in his last nine games pitched...did not allow a hit in 11 of his 24 outings with the Dodgers...lefthanders batted .207 (6-for-29) against him, while righthanders batted .260 (13-for-50).
- Pitched in all three Division Series games against Cincinnati...pitched 1.0 scoreless inning in Game 1 at Dodger Stadium...hurlled 0.1 inning in Game 2 at Dodger Stadium...gave up a grand slam to Mark Lewis in Game 3 at Cincinnati.

**1994:**

- Went 4-2 with a 6.14 ERA for Minnesota...ranked third in the A.L. and led the Twins with 50 appearances.
- Earned a no-decision on April 11 when he made his first start since June 26, 1991...lasted just 1.0 inning in his second and final start of the season on April 16 at Oakland.
- Had a career-high four-game winning streak from April 20-June 7.
- Walked only two batters over 15.2 innings in 16 straight appearances from May 27-June 29.
- Pitched 3.1 scoreless innings to earn a save on June 9 vs. Chicago, his first since Sept. 12, 1992.

**1993:**

- Compiled a 2-1 record and 4.71 ERA in 22 games before missing the rest of the season with a blood clot in his left shoulder.
- Went on the 15-day disabled list on May 30 with an impinged vein that caused a blood clot in his left shoulder...was placed on the 60-day disabled list on June 10...had surgery on Aug. 23 to remove a rib that was causing the clot.

**1992:**

- Was 2-3 with a 2.88 ERA and five saves in 54 games for Minnesota.
- Did not allow a run over 17.2 innings in 14 appearances from June 18-July 31...did not allow a run over 16.2 innings in 12 appearances in July...stranded 44 of 54 inherited runners (81 percent)...led the Twins by retiring 44 of his 53 first batters faced (83 percent)...held the opposition to just a .215 batting average.
- Won his second Charles O. Johnson Award for being the Most Improved Twin.

**1991:**

- Went 7-5 with two saves and a 4.32 ERA in 41 games (12 starts)...started 12 of his 14 games but did not make a start after June 26.

- Went 5-4 with a 5.73 ERA as a starter and 2-1 with a 2.51 ERA as a reliever.
- Recorded his first major league save on July 20 at Boston.
- Pitched 2.1 perfect innings of relief in Game 2 of the ALCS...earned the win in Game 3 of the ALCS at Toronto.
- Gave up a hit and a walk in 2.0 innings in Game 3 of the World Series at Atlanta.

**1990:**

- Was 7-9 with a 3.79 ERA in 24 games (21 starts) for the Twins...tied Kevin Tapani for the team lead with 101 strikeouts.
- Threw his first complete game on Aug. 29 vs. Chicago...recorded his first shutout on Sept. 3 at Milwaukee.
- Tied a career-high with eight strikeouts on Sept. 19 vs. Kansas City in a no-decision.
- Began the season with Minnesota before being optioned to Triple-A Portland on April 25...was recalled on May 19 and optioned on June 21 ...went 1-1 with a 2.16 ERA in 16.2 innings at Portland in July and was recalled again on July 16.
- Won the Charles O. Johnson award as the Most Improved Twin.

**1989:**

- Went 2-4 with a 4.55 ERA in 13 games (eight starts) during his rookie campaign with the Twins.
- Was recalled by Minnesota on July 25 and made his major league debut that night by striking out three over 1.2 scoreless relief innings.
- Earned a no-decision in his first major league start on July 29 at Detroit.
- Recorded his first major league win as a starter on Aug. 27 vs. Seattle.
- Started the season at Double-A Orlando and went 8-3 with a 1.97 ERA in 14 starts.
- Was named the Southern League's Player of the Week from April 15-21 ...also was the Twins' Minor League Player of the Week from June 12-18 ...was named the Twins' Minor League Pitcher of the Month in April after going 3-0 with a 1.82 ERA and 37 strikeouts in 35.0 innings.
- Was fourth among Southern League starters with 9.66 strikeouts per nine innings.
- Was selected to start in the Southern League All-Star Game but did not play due to his promotion to Portland...named to *Baseball America's* Double-A All-Star team.
- Went 3-4 with a 3.65 ERA at Portland before his call-up to the big leagues.

**MINOR LEAGUE HIGHLIGHTS****1988:**

- Went 12-9 with a 3.31 ERA in 25 starts at Single-A Visalia.
- Was the Twins' Minor League Player of the Week from April 18-24 after tossing a three-hitter on April 21 at San Bernardino...also won his first five decisions of the season and was named to the California League All-Star team.
- Led the league in assists (50) and total chances among pitchers (61), while ranking third in strikeouts (182).

**1987:**

- Was 2-1 with a 4.50 ERA in four games (one start) at Visalia during his first professional season...fanned nine and walked five in 12.0 innings for the Oaks.

**PERSONAL**

- He and his wife, Andrea, have two sons, Kevin born June 13, 1993 and Dalton born Dec. 23, 1995.
- His father, Jack, was once the president of the Buffalo Bisons of the International League.
- Graduated from Venice (FL) H.S. in 1983.
- Pitched for Team USA in Fall 1985.
- Attended Louisiana State University from 1984-87 and was an All-Southeastern Conference selection in 1986 and All-Academic selection in 1987...majored in journalism.

## GUTHRIE (Continued)

YEAR	CLUB	CAREER RECORD												
		W-L	ERA	G	GS	CG	SHO	SV	IP	H	R	ER	BB	SO
1987	Visalia	2-1	4.50	4	1	0	0	0	12.0	10	7	6	5	9
1988	Visalia	12-9	3.31	25	25	4	1	0	171.1	169	81	63	86	182
1989	Orlando	8-3	1.97	14	14	0	0	0	96.0	75	32	21	38	103
	Portland	3-4	3.65	7	7	1	0	0	44.1	45	21	18	16	35
	MINNESOTA	2-4	4.55	13	8	0	0	0	57.1	66	32	29	21	38
1990	Portland	1-3	2.98	9	8	1	0	0	42.1	47	19	14	12	39
	MINNESOTA	7-9	3.79	24	21	3	1	0	144.2	154	65	61	39	101
1991	MINNESOTA	7-5	4.32	41	12	0	0	2	98.0	116	52	47	41	72
1992	MINNESOTA	2-3	2.88	54	0	0	0	5	75.0	59	27	24	23	76
1993	MINNESOTA	2-1	4.71	22	0	0	0	0	21.0	20	11	11	16	15
1994	MINNESOTA	4-2	6.14	50	2	0	0	1	51.1	65	43	35	18	38
1995	MINNESOTA	5-3	4.46	36	0	0	0	0	42.1	47	22	21	16	48
	LOS ANGELES	0-2	3.66	24	0	0	0	0	19.2	19	11	8	9	19
1996	LOS ANGELES	2-3	2.22	66	0	0	0	1	73.0	65	21	18	22	56
1997	LOS ANGELES	1-4	5.32	62	0	0	0	1	69.1	71	44	41	30	42
NL Totals-3 years		3-9	3.72	152	0	0	0	2	162.0	155	76	67	61	117
AL Totals-7 years		29-31	4.19	240	43	3	1	8	489.2	527	252	228	174	388
ML Totals-9 years		32-36	4.07	392	43	3	1	10	651.2	682	328	295	235	505

## DIVISION SERIES RECORD

YEAR	CLUB VS. OPP.	W-L	ERA	G	GS	CG	SHO	SV	IP	H	R	ER	BB	SO
1995	LA vs. Cin.	0-0	6.75	3	0	0	0	0	1.1	2	1	1	1	1
1996	LA vs. Atl	0-0	0.00	1	0	0	0	0	0.1	0	0	0	1	1
Division Series Totals		0-0	5.40	4	0	0	0	0	1.2	2	1	1	2	2

## LEAGUE CHAMPIONSHIP SERIES RECORD

YEAR	CLUB VS. OPP.	W-L	ERA	G	GS	CG	SHO	SV	IP	H	R	ER	BB	SO
1991	Min. vs. Tor.	1-0	0.00	2	0	0	0	0	2.2	0	0	0	0	0
LCS Totals		1-0	0.00	2	0	0	0	0	2.2	0	0	0	0	0

## WORLD SERIES RECORD

YEAR	CLUB VS. OPP.	W-L	ERA	G	GS	CG	SHO	SV	IP	H	R	ER	BB	SO
1991	Min. vs. Atl	0-1	2.25	4	0	0	0	0	4.0	3	1	1	4	3
World Series Totals		0-1	2.25	4	0	0	0	0	4.0	3	1	1	4	3

## TALENT FROM AROUND THE WORLD

Players from 18 different countries are represented in the Dodger organization, including players from six countries on the 40-man roster (United States, Dominican Republic, Japan, Korea, Mexico and Venezuela). The following 18 countries are represented in the Dodger organization:

Australia	Bahamas	Canada
Cuba	Curaçao	Dominican Republic
Jamaica	Japan	Korea
Mexico	Nicaragua	Panama
Phillippine Islands	Puerto Rico	South Africa
United States	Virgin Islands	Venezuela

## STATISTICAL BREAKDOWN

	1997								CAREER				
	W-L	SV	ERA	G	IP	H	ER	W-L	SV	ERA	IP	ER	
<b>Totals</b>	1-4	1	5.32	62	69.1	71	41	32-36	10	4.07	651.2	295	
Atlanta	0-0	0	0.00	6	7.0	3	0	0-1	1	0.00	15.0	1	
Chicago	0-0	0	4.15	3	4.1	4	2	0-2	0	2.20	16.1	4	
Cincinnati	0-1	0	2.57	5	7.0	7	2	0-1	0	1.93	14.0	3	
Colorado	0-0	0	18.00	2	2.0	6	4	0-0	0	11.57	4.2	6	
Florida	0-0	0	13.50	5	4.2	6	7	0-0	0	6.30	10.0	7	
Houston	0-0	0	4.91	3	3.2	2	2	0-1	0	7.94	6.2	5	
Milwaukee	-	-	-	-	-	-	-	3-1	0	2.83	41.1	13	
Montreal	0-0	0	5.40	3	3.1	4	2	0-0	0	9.00	9.0	2	
New York	0-1	0	3.52	5	7.2	3	3	0-1	0	4.60	15.2	8	
Philadelphia	0-0	0	0.00	2	1.0	2	0	1-0	0	5.14	7.0	4	
Pittsburgh	0-0	1	0.00	3	6.0	0	0	0-0	1	0.64	14.0	1	
St. Louis	1-0	0	9.64	7	4.2	7	5	1-1	0	5.11	12.1	7	
San Diego	0-1	0	9.00	5	5.0	8	5	1-1	0	4.60	15.2	8	
San Francisco	0-1	0	4.76	7	5.2	7	3	0-1	0	2.60	17.1	5	
Anaheim	0-0	0	3.86	2	2.1	2	1	1-2	0	5.88	26.0	17	
Oakland	0-0	0	0.00	2	3.0	3	0	0-4	0	8.36	28.0	26	
Seattle	0-0	0	20.25	1	1.1	4	3	2-3	0	4.99	39.2	22	
Texas	0-0	0	27.00	1	0.2	3	2	0-2	0	5.87	15.1	10	
<b>American League</b>	0-0	0	7.36	6	7.1	12	6	29-27	8	4.24	497.0	234	
Before ASG	1-2	0	3.73	38	41.0	40	17	20-16	3	4.44	326.0	161	
After ASG	0-2	1	7.62	24	28.1	31	24	12-20	7	3.70	325.2	134	
April	1-0	0	2.35	12	15.1	6	4	4-4	0	5.63	78.1	49	
May	0-1	0	3.24	11	8.1	10	3	12-4	1	3.57	121.0	48	
June	0-1	0	5.14	13	14.0	20	8	3-7	1	5.32	93.0	55	
July	0-1	0	8.18	10	11.0	17	10	6-5	3	2.91	111.1	36	
August	0-0	1	2.25	8	16.0	9	4	3-7	3	3.98	122.0	54	
Sept./Oct.	0-1	0	23.14	8	4.2	9	12	4-9	2	3.79	126.0	53	
As Starter	-	-	-	-	-	-	-	13-18	-	4.95	241.2	133	
As Reliever	1-4	1	5.32	62	69.1	71	41	19-18	10	3.56	410.0	162	
Winning Streak				1 Games						4 Games			
Losing Streak				4 Games						4 Games			
Home	1-3	0	3.94	29	29.2	24	13	15-17	6	3.79	309.0	130	
Away	0-1	1	6.35	33	39.2	47	28	17-19	4	4.33	342.2	165	

## MISCELLANEOUS STATISTICS

Year	Pitching Totals						Hitting Totals						
	IBB	HB	WP	BK	HR	AVG	AB	R	H	2B	3B	HR	RBI
1989	1	1	1	0	7	-	-	-	-	-	-	-	-
1990	3	1	9	0	8	-	-	-	-	-	-	-	-
1991	2	1	7	0	11	-	-	-	-	-	-	-	-
1992	7	0	2	0	7	-	-	-	-	-	-	-	-
1993	2	0	1	3	2	-	-	-	-	-	-	-	-
1994	2	2	7	0	8	-	-	-	-	-	-	-	-
1995	5	2	5	1	6	.000	1	0	0	0	0	0	0
1996	2	1	1	0	3	.000	3	0	0	0	0	0	0
1997	6	0	2	1	12	.250	4	0	1	0	0	0	0
<b>ML Totals</b>	<b>30</b>	<b>8</b>	<b>35</b>	<b>5</b>	<b>64</b>	<b>.125</b>	<b>8</b>	<b>0</b>	<b>1</b>	<b>0</b>	<b>0</b>	<b>0</b>	<b>0</b>

## GUTHRIE'S CAREER TRANSACTIONS

- Selected by Minnesota in the seventh round of the June 1987 Free Agent Draft.
- Traded to Los Angeles from the Minnesota Twins along with Kevin Tapani for Ron Coomer, Greg Hansell and Jose Parra on July 31, 1995.

## DISABLED LIST

- May 30 – end of season, 1993 (blood clot in his left shoulder)

GUTHRIE (Continued)

## GUTHRIE'S CAREER GAME HIGHS

Low Hit Game:	4, Sept. 3, 1990 at Milwaukee
Most Innings Pitched – Starter:	9.0 (3 times), last time Sept. 19, 1990 vs. Kansas City
Most Innings Pitched – Reliever:	5.0, July 3, 1991 vs. Toronto
Most Strikeouts:	8 (2 times), last time Sept. 19, 1990 vs. Kansas City
Longest Winning Streak:	4 games, April 20-June 7, 1994
Longest Losing Streak:	4 games (twice), June 6, 1997-current

52

Darren  
Hall*Right-Handed Pitcher***Height:** 6-3**Weight:** 207**Bats:** Right**Throws:** Right**Age:** 33**Birth Date:** July 14, 1964**Birthplace:** Marysville, OH**M.L. Service:** 3 years and 164 days**How Obtained:** Signed by Los Angeles  
as a free agent on November 1, 1995**Contract Status:** Signed through 1999

## 1997 NOTES

- Was 3-2 with a 2.30 ERA and two saves after pitching in a career-high 63 games...also set career bests in wins, earned run average, innings pitched (54.2) and strikeouts (39).
- Allowed just one earned run over 8.0 innings for a 1.13 ERA in his first nine outings of the season.
- Suffered his first loss of the season on April 27 at Florida after he allowed one run with one out in the ninth inning to give the Marlins a 4-3 victory.
- Took the loss on May 30 at St. Louis after allowing one run on two hits in 0.2 inning...Mark Guthrie walked in a run with the bases loaded to give the Cardinals the 2-1 win.
- Earned his first win of the season on June 13 at Oakland when he pitched 1.0 scoreless inning prior to the Dodgers rallying for two runs in the eighth and two runs in the ninth inning for a 6-4 victory.
- Picked up his second win on June 17 vs. Anaheim when he pitched a perfect ninth inning and the Dodgers rallied for two runs in the bottom of the ninth for a 4-3 win.
- Notched his first save of the season and first as a Dodger on June 23 against Colorado when Todd Worrell was unavailable for three games because of the flu...pitched a scoreless ninth inning to preserve a 5-3 victory...was his first save since May 27, 1995 against Cleveland when he was with Toronto.
- Recorded his second save two days later on June 25 against the Rockies when he entered the game with two men on and two out in the ninth inning...struck out Ellis Burks to save a 2-0 win for Ismael Valdes.
- Won his third game of the season on Sept. 6 in the Dodgers comeback victory against Florida...pitched a perfect eighth inning and the Dodgers rallied for four runs in the bottom of the inning to win 9-5.
- Was 2-0 with a 0.87 ERA and two saves after giving up only one earned run through 9.0 innings in June...also allowed only one run in 9.0 innings for a 1.00 ERA in August.
- Stranded 34 of the 46 runners he inherited and held the first batters he faced to a .212 batting average (11-for-52)...registered 94 groundouts and 24 fly outs.

- Was 2-0 with a 0.33 ERA and two saves in 30 relief appearances at Dodger Stadium...he only allowed one run in 27.2 innings.

### MAJOR LEAGUE HIGHLIGHTS

#### 1996:

- Was 0-2 with a 6.00 ERA in nine games for the Dodgers before missing the rest of the season after suffering a torn muscle in his right elbow.
- Left the game on April 24 in the ninth inning with a strained right elbow after pitching 1.2 scoreless innings...was placed on the 15-day disabled list on April 24 and had surgery to repair the torn muscle in his right elbow on April 30 at Centinela Hospital Medical Center...was later placed on the 60-day disabled list on May 18 and reinstated on the major league roster on Sept. 9.
- Did not allow a run in four straight games (6.0 scoreless innings).
- Suffered his second loss on April 21 at Florida, allowing a three-run home run to Gary Sheffield in the seventh inning to give the Marlins a 5-4 lead...was also handed his first blown save of the season.
- Pitched more than one inning six times and two or more innings twice, including a season and career-high 2.2 innings on April 11 vs. Florida.
- Pitched in two rehabilitation assignments for Short Season-A Yakima...allowed one earned run on three hits in 3.0 innings with four strikeouts...started the playoff-clinching game for the Bears, who defeated Eugene for the Northwest League championship.
- Pitched in two simulated games at the Arizona Instructional League before rejoining the Dodgers for the final week of the regular season.
- Was 1-1 with a 2.70 ERA in 12 relief appearances for Azucareros in the Dominican Winter League in the offseason.

#### 1995:

- Posted an 0-2 record, three saves and a 4.41 ERA in 17 games for Toronto.
- Collected a save in his first appearance, giving him 11 consecutive saves dating back to 1994.
- Spent most of the season on the disabled list from June 19-July 4 and July 30 (retroactive to July 24) through the end of the season with a flexor pronator strain in his right elbow...underwent arthroscopic surgery on Aug. 23.
- Retired 11 of the 17 first batters he faced and stranded six of his eight inherited runners.
- Was 0-0 with a 3.60 ERA and three saves in 10 games at Toronto and 0-2 with a 5.68 ERA in seven games on the road.
- Held lefthanders to a .257 batting average (9-for-35) while righthanders batted .364 (12-for-33).

#### 1994:

- Led all major league rookies with 17 saves and had a 2-3 record and 3.41 ERA in 30 appearances for Toronto.
- Was recalled from Triple-A Syracuse on April 21 and made his major league debut on April 30 at Minnesota when he pitched a perfect ninth to end the game...was 1-0 with three saves and a 1.59 ERA at Syracuse.
- Collected his first major league save on May 8...earned four straight saves until suffering his first loss and blown save at Chicago on June 8.
- Tied a Toronto team record with three consecutive saves in three straight games from July 17-19.
- Set a team record with 10 consecutive appearances from July 15-Aug. 5, breaking the former record of eight straight set by Duane Ward and Tom Henke.

### MINOR LEAGUE HIGHLIGHTS

#### 1993:

- Led Syracuse with 13 saves and 60 appearances while compiling a 6-5 record...set career bests in wins and appearances.
- Opposing batters hit just .249.

#### 1992:

- Went 4-6 with five saves and a 4.30 ERA in his first full season at Syracuse.
- Had a 1-0 record and 2.20 ERA over 16.1 innings in August.

## HALL (Continued)

**1991:**

- Went 5-3 with two saves and a 2.60 ERA in 42 games at Double-A Knoxville...led the club with 42 appearances.
- Ranked fourth in the league with a 10.13 strikeouts per 9.0 innings average.

**1990:**

- Appeared in only 28 games at Knoxville before suffering an injury to his right rotator cuff...underwent arthroscopic surgery and was sidelined for the remainder of the season.

**1989:**

- Began the season with Dunedin, where he was 1-4 with a 3.53 ERA (51.0 IP/20 ER) in 16 games (14 starts).
- Promoted to Knoxville and went 0-2 with a 3.66 ERA (19.2 IP/8 ER) and a save in 13 relief appearances.

**1988:**

- Was 3-2 with a 2.23 ERA (40.1 IP/10 ER) and 17 saves in 37 games at Knoxville...ranked fourth in the Southern League in saves.
- Started the season at Dunedin and went 1-1 with a 1.93 ERA (9.1 IP/2 ER) in just four games.

**1987:**

- Recorded six saves in his first full season as a relief pitcher at Myrtle Beach...fanned 68 batters in 67.0 innings pitched.

**1986:**

- Went 5-7 with a 3.83 ERA at Rookie Medicine Hat in his first professional season.
- Tied for the Pioneer League lead with 16 starts and was second with 89.1 innings pitched.

**PERSONAL**

- He and his wife, Valory, reside in Flower Mound, Texas during the offseason.
- Graduated from Nimitz (TX) H.S. in 1982 where he played baseball and basketball.
- Attended Dallas Baptist University...was a member of their championship baseball team in 1985.

**CAREER RECORD**

YEAR	CLUB	W-L	ERA	G	GS	CG	SHO	SV	IP	H	R	ER	BB	SO
1986	Medicine Hat	5-7	3.83	17	16	1	1	0	89.1	91	64	38	47	60
1987	Myrtle Beach	5-5	3.51	41	0	0	0	6	66.2	57	31	26	28	68
1988	Dunedin	1-1	1.93	4	0	0	0	1	9.1	6	2	2	5	15
	Knoxville	3-2	2.23	37	0	0	0	17	40.1	28	11	10	17	33
1989	Dunedin	1-4	3.53	16	14	0	0	0	51.0	46	25	20	21	42
	Knoxville	0-2	3.66	13	0	0	0	1	19.2	21	12	8	10	10
1990	Knoxville	3-5	4.86	28	0	0	0	1	33.1	29	23	18	33	28
1991	Knoxville	5-3	2.60	42	0	0	0	2	69.1	56	23	20	27	78
1992	Syracuse	4-6	4.30	55	0	0	0	5	69.0	62	36	33	35	49
1993	Syracuse	6-7	5.33	60	0	0	0	13	79.1	75	51	47	31	68
1994	Syracuse	1-0	1.59	6	0	0	0	3	5.2	5	2	1	2	7
	TORONTO	2-3	3.41	30	0	0	0	17	31.2	26	12	12	14	28
1995	TORONTO	0-2	4.41	17	0	0	0	3	16.1	21	9	8	9	11
1996	Yakima	0-1	3.00	2	2	0	0	0	3.0	5	2	1	0	4
	LOS ANGELES	0-2	6.00	9	0	0	0	0	12.0	13	9	8	5	12
1997	LOS ANGELES	3-2	2.30	63	0	0	0	2	54.2	58	15	14	26	39
NL Totals-2 years		3-4	2.97	72	0	0	0	2	66.2	71	24	22	31	51
AL Totals-2 years		2-5	3.75	47	0	0	0	20	48.0	47	21	20	23	39
ML Totals-4 years		5-9	3.30	119	0	0	0	22	114.2	118	45	42	54	90

## STATISTICAL BREAKDOWN

	1997								CAREER				
	W-L	SV	ERA	G	IP	H	ER	W-L	SV	ERA	IP	ER	
<b>Totals</b>	3-2	2	2.30	63	54.2	58	14	5-9	22	3.30	114.2	42	
Atlanta	0-0	0	0.00	3	3.0	1	0	0-0	0	0.00	4.0	0	
Chicago	0-0	0	6.75	5	2.2	4	2	0-0	0	7.20	5.0	4	
Cincinnati	0-0	0	0.00	3	3.0	0	0	0-0	0	0.00	3.0	0	
Colorado	0-0	2	0.00	4	3.0	4	0	0-0	2	0.00	3.0	0	
Florida	1-1	0	7.20	6	5.0	9	4	1-3	0	9.00	10.0	10	
Houston	0-0	0	2.08	6	4.1	4	1	0-0	0	1.13	8.0	1	
Milwaukee	-	-	-	-	-	-	-	0-0	1	0.00	2.1	0	
Montreal	0-0	0	1.80	5	5.0	5	1	0-0	0	1.80	5.0	1	
New York	0-0	0	0.00	6	5.1	5	0	0-0	0	0.00	5.1	0	
Philadelphia	0-0	0	0.00	4	2.0	1	0	0-0	0	0.00	2.0	0	
Pittsburgh	0-0	0	2.45	4	3.2	4	1	0-0	0	2.45	3.2	1	
St. Louis	0-1	0	2.25	5	4.0	3	1	0-1	0	2.25	4.0	1	
San Diego	0-0	0	4.26	4	6.1	8	3	0-0	0	4.26	6.1	3	
San Francisco	0-0	0	4.50	2	2.0	5	1	0-0	0	4.50	2.0	1	
Anaheim	1-0	0	0.00	2	1.2	3	0	1-0	1	0.00	6.2	0	
Oakland	1-0	0	0.00	1	1.0	0	0	1-0	0	0.00	1.2	0	
Seattle	0-0	0	0.00	2	1.1	0	0	0-0	2	4.15	4.1	2	
Texas	0-0	0	0.00	1	1.1	2	0	0-0	3	5.06	5.1	3	
American League	2-0	0	0.00	6	5.1	5	0	4-5	20	3.38	53.1	20	
Before ASG	2-2	2	2.27	37	31.2	35	8	3-9	12	3.74	74.2	31	
After ASG	1-0	0	2.35	26	23.0	23	6	2-0	10	2.48	40.0	11	
April	0-1	0	2.08	11	8.2	9	2	0-3	1	3.97	22.2	10	
May	0-1	0	2.70	13	10.0	9	3	1-2	3	2.91	21.2	7	
June	2-0	2	0.87	11	10.1	10	1	2-3	6	4.22	21.1	10	
July	0-0	0	4.50	9	10.0	16	5	0-1	9	3.49	28.1	11	
August	0-0	0	1.00	11	9.0	6	1	1-0	3	1.29	14.0	2	
Sept./Oct.	1-0	0	2.70	8	6.2	8	2	1-0	0	6.2	6.2	2	
As Starter	-	-	-	-	-	-	-	-	-	-	-	-	
As Reliever	3-2	2	2.30	63	54.2	58	14	5-9	22	3.30	114.2	42	
Winning Streak				3 Games						3 Games			
Losing Streak				2 Games						2 Games			
Home	2-0	2	0.33	30	27.2	19	1	3-2	10	1.92	56.1	12	
Away	1-2	0	4.33	33	27.0	39	13	2-7	12	4.63	58.1	30	

## MISCELLANEOUS STATISTICS

Year	Pitching Totals					Hitting Totals							
	IBB	HB	WP	BK	HR	AVG	AB	R	H	2B	3B	HR	RBI
1994	1	1	1	0	3	-	-	-	-	-	-	-	-
1995	0	0	0	0	2	-	-	-	-	-	-	-	-
1996	0	0	0	0	2	-	-	-	-	-	-	-	-
1997	7	0	0	0	3	-	-	-	-	-	-	-	-
<b>ML Totals</b>	<b>8</b>	<b>1</b>	<b>1</b>	<b>0</b>	<b>10</b>	-	-	-	-	-	-	-	-

## HALL'S CAREER TRANSACTIONS

- Selected by the Toronto Blue Jays in the 28th round (606th overall selection) in the June 1986 Free Agent Draft.
- Signed by Los Angeles as a free agent on Nov. 1, 1995.

## DISABLED LIST

- June 19 – July 4, 1995 (right elbow strain)
- July 24 – end of season, 1995 (right elbow strain)
- April 25 – Sept. 8, 1996 (torn muscle in his right elbow)

## HALL'S CAREER GAME HIGHS

Most Innings Pitched – Starter:	None
Most Innings Pitched – Reliever:	2.2, April 11, 1996 vs. Florida
Most Strikeouts:	3 (4 times), last time August 15, 1997 vs. Cincinnati
Most Walks:	3 (twice), last time April 7, 1997 vs. New York
Longest Winning Streak:	3 games, June 13-present
Longest Losing Streak:	2 games, April 27-May 30, 1997

28

# Todd Hollandsworth

*Outfielder*

**Height:** 6-2      **Weight:** 215  
**Bats:** Left      **Throws:** Left  
**Opening Day Age:** 24  
**Birth Date:** April 20, 1973  
**Birthplace:** Dayton, OH  
**M.L. Service:** 3 years  
**How Obtained:** Dodgers' 3rd round pick  
 (1st selection) in the June 1991 Free  
 Agent Draft  
**Contract Status:** Signed through 1997



## 1997 NOTES

- Had an injury-plagued sophomore season in which he batted .247 with 20 doubles, two triples, four home runs and 31 RBI in 106 games for Los Angeles.
- Was the Dodgers' Opening Day left fielder...batted .286 (16-for-56) with one homer and seven RBI through his first 14 games.
- Tied a career high when he drove in four runs on April 13 at Pittsburgh ...went 2-for-5 and hit a three-run homer off left-handed pitcher Jeff Granger, his second career home run off a lefty.
- Left the game in the sixth inning on May 19 at Montreal after suffering a bruised right knee in an outfield collision with Eric Anthony...did not start again in the outfield until May 29.
- Batted just .212 (32-for-151) in a 45-game span prior to being optioned back to Triple-A Albuquerque on June 13...hit .429 (24-for-56) with four doubles, three triples, one homer and 14 RBI in 13 games for the Dukes.
- Was recalled on June 30 and batted .323 (21-for-65) in his next 29 games until injuring his right elbow in a play at the plate on Aug. 1 at Chicago.
- Was placed on the 15-day disabled list on Aug. 3 (retro to Aug. 2) with a fracture to his right elbow...played in two rehabilitation games at Single-A San Bernardino before being reinstated on Aug. 17...felt discomfort during batting practice that night in the elbow and was diagnosed with a severe bruise to his right elbow joint and placed back on the disabled list on Aug. 19.
- Returned to action on Sept. 6 and was used as a pinch-runner in the game that day against Florida...pinch-ran in the eighth inning, stole a base and scored a run in the Dodgers' four-run rally en route to a 9-5 victory.
- Made a total of 66 starts for the Dodgers...started 39 games in left, 25 in center and two in right.
- Had a season-high three hits in a game four times.
- Hit a three-run home run in the bottom of the ninth inning on July 12 vs. San Francisco in a 8-5 defeat.
- Made a game-saving diving catch in the bottom of the ninth to preserve a 6-5 win at Colorado on July 15 with two out and the tying run in scoring position.
- Started in right field in the final game of the season on Sept. 28 and went 1-for-4 with a home run and two RBI.
- Was one of the Dodgers toughest outs off the bench with a .429 (6-for-14) average and three RBI as a pinch-hitter.
- Hit .288 (44-for-153) with a home run and 14 RBI in games at Dodger Stadium...batted .348 (16-for-46) with a home run and seven RBI against left-handed pitchers.

**MAJOR LEAGUE HIGHLIGHTS****1996:**

- Named the N.L. Rookie of the Year after batting .291 with 12 home runs, 59 RBI, 64 runs, 26 doubles and four triples in 149 games with the Dodgers...became the major league record fifth-consecutive Dodger to win the award, joining teammates Hideo Nomo (1995), Raul Mondesi (1994), Mike Piazza (1993) and Eric Karros (1992)...also became the major league record 16th Dodger to win the award...the New York Yankees are second with eight award winners.
- Also named to the Topps' Rookie All-Star Team and Rookie of the Year by the Southern California Chapter of the Baseball Writers Association of America...won the Mulvey Award as the Dodgers' outstanding rookie in spring training.
- Led all National League rookies in hits, doubles, home runs, RBI, stolen bases and fewest errors committed.
- Started the season with a .234 average and six RBI in April before getting hot in May with a .319 average (22-for-69), five doubles, three home runs and nine RBI...was even better in July with a .329 (27-for-82) average, two home runs and 14 RBI...stayed consistent with a .289 average, three home runs and 12 RBI in August...hit .310 (31-for-100) with three home runs and eight RBI down the stretch drive in September.
- Hit two home runs on May 11 at St. Louis, his first multiple-hit game of the season and second of his career (July 22, 1995 at Florida).
- Collected a career-high five hits on July 1 at San Diego...went 5-for-5 with one run, triple, home run and three RBI...the triple was the first of his major league career.
- Stole 10 consecutive bases before being thrown out at Pittsburgh on Aug. 6...stole 21 bases during the season and had a 78 percent success rate.
- Batted leadoff for the first time on Aug. 9 at Cincinnati and went 2-for-5 with a double, home run and two RBI...led off 29 games in 1996 and batted .316 (42-for-133) with five home runs and 17 RBI.
- Became the permanent left fielder on Aug. 28 after platooning with Billy Ashley for most of the season...batted .303 (33-for-109) with three home runs and 10 RBI in his final 27 games to end the season.
- Came within a double of hitting for the cycle on July 1 at San Diego and was a triple shy of the cycle on Aug. 10 at Cincinnati.
- Homered in consecutive games twice; June 30 at Colorado and July 1 at San Diego and Aug. 9-10 at Cincinnati...collected multiple hits in four straight games from Sept. 13-16.
- Hit a game-winning two-run home run off Bruce Ruffin on Aug. 10 at Cincinnati...hit another game-winning two-run home run off Curt Leskanic on Sept. 16 at Colorado.
- Led the Dodgers with a .333 (4-for-12) average in the Division Series against Atlanta...had three doubles, one RBI and scored one run.
- Didn't commit an error over 74 straight games from May 20-Aug. 12.
- Drove in a season-high three runs on five occasions...batted .296 on the road with 39 runs, 10 home runs and 40 RBI.

**1995:**

- Batted .233 with two doubles, five home runs and 13 RBI in 41 games during an injury plagued first season with the Dodgers.
- Made his major league debut on April 25 at Florida as a defensive replacement in left field...grounded out in his first major league at-bat.
- His first major league start as a center fielder on July 14 vs. Florida was memorable...teammate Ramon Martinez pitched a no-hitter and he went 3-for-4 with a double, two RBI and two runs scored.
- Drove in a career-high four runs on July 22 at Florida when he went 3-for-3 with a home run, three runs and two walks.
- Hit his first major league home run in the second inning off Shane Reynolds on July 18 vs. Houston...hit another off Reynolds in the seventh inning and went 3-for-4 with two RBI.
- Batted .455 (10-for-22) with three home runs and six RBI from July 17-22.

**HOLLANDSWORTH** (Continued)

- Went on the 15-day disabled list on May 3 with a fractured hamate bone in his right hand and underwent surgery on May 9 at Centinela Hospital Medical Center...went back on the 15-day disabled list on Aug. 10 (retroactive to Aug. 9) with a fractured right thumb, which he suffered sliding into third base on Aug. 8.
- Batted .279 (12-for-43) with three homers and six RBI at Dodger Stadium...made 23 starts in center field and two in right field...batted leadoff on five occasions.
- Went to Albuquerque on June 27 for a rehabilitation assignment...hit home runs in consecutive games on July 2 at Las Vegas and July 4 vs. Edmonton.

**MINOR LEAGUE HIGHLIGHTS****1994:**

- Batted .285 with 19 home runs and 91 RBI in 132 games during his first full season at Albuquerque...led the Pacific Coast League Champion Dukes in games played, was second in at-bats (505) and hits (144), tied for second in doubles (31), third in RBI (91), tied for third in stolen bases (15), fourth in runs (80) and fifth in home runs (19)...his 91 RBI ranked third among Dodger minor leaguers.
- Rated as the seventh-best prospect in the PCL by *Baseball America*.
- Had five assists and committed 13 errors in 127 games in right field for a .949 fielding percentage.
- At age 21, was the fourth youngest player in the league behind teammates Roger Cedeno (19), Rick Gorecki (20) and Jose Parra (21).
- Batted .320 with two home runs and 20 RBI for La Romana in the Dominican Winter League...led the team to its first ever Dominican League Championship and a trip to the 1995 Caribbean Series in Puerto Rico...tabbed by Dominican Republic journalists as the best American player to play in the Dominican Winter League over the last 10 years...also named to the Dominican Winter League All-Star team.

**1993:**

- Batted .251 with 17 home runs and 63 RBI in 126 games at Double-A San Antonio...Finished second in the Texas League in triples (9), tied for third in extra base hits (50), tied for fifth in home runs (17) and 10th in slugging percentage (.447).
- Named Texas League Player of the Week and organizational Player of the Week from May 31-June 6 when he batted .500 (15-for-30) with four home runs and nine RBI.
- Named the ninth-best prospect in the Texas League and the second best prospect in the Dodger organization by *Baseball America*.

**1992:**

- Batted .258 at Single-A Bakersfield...his 13 home runs ranked eighth in the California League.
- Led the club in homers, doubles (23), triples (5), RBI (58) and stolen bases (27).

**1991:**

- In his first professional season at short-season Yakima, batted .236 with eight home runs and 33 RBI in 56 games to lead the Bears to the Northwest League playoffs...tied for eighth in the league in home runs.

**PERSONAL**

- Attended Newport H.S. in Bellevue, Washington.
- Signed by Hank Jones.
- Is a big fan of alternative music and grunge rock after growing up outside of Seattle.

## PROFESSIONAL RECORD

YEAR	CLUB	AVG.	G	AB	R	H	2B	3B	HR	RBI	BB	SO	SB
1991	Yakima	.236	56	203	34	48	5	1	8	33	27	57	11
1992	Bakersfield	.258	119	430	70	111	23	5	13	58	50	113	27
1993	San Antonio	.251	126	474	57	119	24	9	17	63	29	101	23
1994	Albuquerque	.285	132	505	80	144	31	5	19	91	46	96	15
1995	San Bernardino	.500	1	2	0	1	0	0	0	0	0	1	0
	Albuquerque	.237	10	38	9	9	2	0	2	4	6	8	1
	LOS ANGELES	.233	41	103	16	24	2	0	5	13	10	29	2
1996	LOS ANGELES	.291	149	478	64	139	26	4	12	59	41	93	21
1997	LOS ANGELES	.247	106	296	39	73	20	2	4	31	17	60	5
	Albuquerque	.429	13	56	13	24	4	3	1	14	4	4	2
<b>ML Totals-3 years</b>		<b>.269</b>	<b>296</b>	<b>877</b>	<b>119</b>	<b>236</b>	<b>48</b>	<b>6</b>	<b>21</b>	<b>103</b>	<b>68</b>	<b>182</b>	<b>28</b>

## DIVISION SERIES RECORD

YEAR	CLUB VS. OPP.	AVG.	G	AB	R	H	2B	3B	HR	RBI	BB	SO	SB
1995	LA vs. Cin.	.000	2	2	0	0	0	0	0	0	0	0	0
1996	LA vs. Atl	.333	3	12	1	4	3	0	0	1	0	3	0
<b>Division Series Totals</b>		<b>.286</b>	<b>5</b>	<b>14</b>	<b>1</b>	<b>4</b>	<b>3</b>	<b>0</b>	<b>0</b>	<b>1</b>	<b>0</b>	<b>3</b>	<b>0</b>

## STATISTICAL BREAKDOWN

	1997								CAREER				
	AVG.	G	AB	R	H	HR	RBI	AVG.	AB	H	HR	RBI	
<b>Totals</b>	.247	106	296	39	73	4	31	.269	877	236	21	103	
Atlanta	.294	9	17	2	5	0	0	.256	39	10	1	1	
Chicago	.185	7	27	2	5	0	4	.197	66	13	0	6	
Cincinnati	.318	5	22	2	7	0	3	.301	73	22	3	10	
Colorado	.278	9	18	3	5	1	3	.342	79	27	4	16	
Florida	.071	10	14	2	1	0	0	.230	74	17	1	10	
Houston	.241	10	29	3	7	0	3	.256	78	20	2	9	
Milwaukee	-	-	-	-	-	-	-	-	-	-	-	-	
Montreal	.273	6	22	5	6	0	2	.333	51	17	0	5	
New York	.231	8	26	1	6	0	1	.246	69	17	2	9	
Philadelphia	.269	8	26	4	7	0	1	.297	64	19	1	7	
Pittsburgh	.200	7	25	4	5	1	5	.169	59	10	1	5	
St. Louis	.194	11	31	3	6	1	4	.286	77	22	3	8	
San Diego	.000	3	2	1	0	0	0	.263	57	15	1	4	
San Francisco	.526	8	19	4	10	1	5	.329	73	24	2	13	
Anaheim	.167	2	6	2	1	0	0	.167	6	1	0	0	
Oakland	.000	1	4	0	0	0	0	.000	4	0	0	0	
Seattle	-	-	-	-	-	-	-	-	-	-	-	-	
Texas	.250	2	8	1	2	0	0	.250	8	2	0	0	
American League	.167	5	18	3	3	0	0	.167	18	3	0	0	
Before ASG	.229	67	223	26	51	2	18	.254	453	115	7	47	
After ASG	.301	39	73	13	22	2	13	.285	424	121	14	56	
April	.250	24	88	7	22	1	7	.237	139	33	1	13	
May	.205	24	83	9	17	1	8	.257	152	39	4	17	
June	.225	13	40	6	9	0	3	.246	126	31	1	13	
July	.321	27	56	10	18	1	6	.303	201	61	7	30	
August	.600	1	5	2	3	0	3	.290	124	36	4	18	
Sept./Oct.	.167	17	24	5	4	1	4	.267	135	36	4	12	
Pinch Hitting	.429	-	14	-	6	0	3	.375	32	12	0	6	
Longest Streak			7 Games						8 Games				
Home	.288	56	153	19	44	1	14	.285	414	118	6	39	
Away	.203	50	143	20	29	3	17	.255	463	118	15	64	
vs. Righthanders	.228	101	250	32	57	3	24	.265	771	204	19	94	
vs. Lefthanders	.348	29	46	7	16	1	7	.302	106	32	2	9	

## HOLLANDSWORTH (Continued)

## MISCELLANEOUS STATISTICS

Year	Batting Totals						POS	PCT	Fielding Totals					
	IBB	HB	SF	SH	CS	TB			G	PO	A	E	TC	DP
1995	2	1	1	0	1	41	OF	.938	37	60	1	4	65	0
1996	1	2	2	3	6	209	OF	.978	142	217	7	5	229	1
1997	2	0	2	2	5	109	OF	.984	99	185	2	3	190	0
<b>Totals</b>	<b>5</b>	<b>3</b>	<b>5</b>	<b>5</b>	<b>12</b>	<b>359</b>	<b>OF</b>	<b>.976</b>	<b>278</b>	<b>462</b>	<b>10</b>	<b>12</b>	<b>484</b>	<b>1</b>

## HOLLANDSWORTH'S CAREER TRANSACTIONS

- Selected by Los Angeles in the third round (1st selection) in the June 1991 Free Agent Draft.

## DISABLED LIST

- May 3-July 7, 1995 (fractured hamate bone in his right hand)
- Aug. 9-Sept. 12, 1995 (fractured right thumb)
- Aug. 3-17, 1997 (fractured right elbow)
- Aug. 19-Sept. 6, 1997 (right elbow joint contusion)

## HOLLANDSWORTH'S CAREER GAME HIGHS

<b>Most Hits:</b>	5, July 1, 1996 at San Diego
<b>Most RBI:</b>	4 (twice), last time April 13, 1997 at Pittsburgh
<b>Most HR:</b>	2 (2 times), last time May 11, 1996 at St. Louis
<b>Most Stolen Bases:</b>	2 (3 times), last time June 4, 1997 vs. San Francisco
<b>Longest Hitting Streak:</b>	8 games, June 23-July 1, 1996
<b>Career Grand Slams:</b>	None

47

Trenidad  
Hubbard

Outfielder

**Height:** 5-9      **Weight:** 185  
**Bats:** Right      **Throws:** Right  
**Opening Day Age:** 31  
**Birth Date:** May 11, 1966  
**Birthplace:** Chicago, IL  
**M.L. Service:** 1 year and 99 days  
**How Obtained:** Signed as a free agent  
on Dec. 3, 1997  
**Contract Status:** Signed through 1998



## 1997 NOTES

- Batted .250 in just seven games with Cleveland, his fewest games at the major league level...also had a .312 average with 16 home runs, 60 RBI and 26 stolen bases in 103 games at Triple-A Buffalo, helping lead the Bisons to the American Association title...his 16 homers were the most of his professional career.
- Led the American Association with a .401 on-base percentage and was third in batting.
- Started the season at Buffalo after being optioned from Cleveland on March 31...batted .400 (40-for-100) with five home runs and 23 RBI during a 21-game hitting streak from May 2-June 1...drove in at least one run in eight consecutive games from May 2-9.
- Had a .316 average at Buffalo when he was recalled by the Indians on June 17...was optioned back to Buffalo on June 20.
- Made only one error in 89 games in the outfield at Buffalo.

**MAJOR LEAGUE HIGHLIGHTS****1996:**

- Split most of the season with Colorado and Triple-A Colorado Springs before being claimed off outright waivers by San Francisco on Aug. 21 ...spent the remainder of the season with the Giants after the waiver claim...overall, batted .213 (19-for-89) with five doubles, two triples, two home runs and 14 RBI in a career-high 55 games.
- Opened the season with the Rockies and delivered a two-run, pinch-hit double in a 5-3 win at Philadelphia on Opening Night.
- Was optioned to Colorado Springs on May 12...appeared in 24, made three starts in center field and hit .192 (5-for-26) with four RBI in his first stint with the Rockies.
- Was recalled by Colorado on June 7...homed off the Braves' John Smoltz in his first game back on June 9 vs. Atlanta as a defensive replacement...started four of his first eight games after being recalled and went 8-for-34 (.235) with a homer and eight RBI.
- Was optioned back to Colorado Springs on July 14 and was with the Sky Sox until being claimed off waivers by San Francisco on Aug. 21...batted .217 with one home run and 12 RBI in 45 games with the Rockies.
- Entered the game as a defensive replacement for Barry Bonds on Aug. 21 vs. New York in his Giants debut...went 0-for-9 in his first three games for the Giants...started six consecutive games in left field due to Bonds' sore left hamstring in late August.
- Missed the remainder of the season after fracturing the hamate bone in his left hand on Sept. 1 at New York attempting to check his swing ...was 3-for-5 in the game...was placed on the 15-day disabled list on Sept. 2 and had surgery to remove the bone on Sept. 3...was transferred to the 60-day disabled list on Sept. 13.

**1995:**

- Had his contract purchased by Colorado on Aug. 23 and batted .310 with three home runs and nine RBI in 24 games with the Rockies...hit .458 (11-for-24) during a career-high seven-game hitting streak from July 5-Aug. 7.
- Led the Pacific Coast League with a .340 average, 102 runs, 163 hits, 37 stolen bases and a .416 on-base percentage at the time of the call-up...was named the Sky Sox's MVP despite not finishing the season at Colorado Springs.

**1994:**

- Made his major league debut with Colorado on July 6 after spending eight-plus seasons in the minor leagues...hit .280 (7-for-25) in 18 games for the Rockies, including .417 (5-for-12) in a pinch-hitting role.
- Collected his first major league hit on July 15 vs. St. Louis with an infield single off Rich Rodriguez...connected for his first major league home run on July 20 vs. Chicago off Willie Banks.
- Opened the season at Colorado Springs and hit .363 in 79 games...was named to the Triple-A All-Star Team, but did not appear in the game at Nashville because of his promotion to the big leagues.

**MINOR LEAGUE HIGHLIGHTS****1993:**

- Went to spring training as an invitee in his first Rockies' camp and wound up at Colorado Springs...batted .314 with seven home runs and 56 RBI in 117 games for the Sky Sox.

**1992:**

- Ended the season as the starting second baseman with a .310 average at Triple-A Tucson with the Houston organization...stole 34 bases in 44 attempts (77 percent).

**1991:**

- Spent most of the season at Double-A Jackson before a late-season call-up to Tucson...ranked third among Astros' farmhands with 39 steals and was fourth with 135 hits.
- Led Texas League second baseman with 81 double plays, 296 assists and 653 total chances.

**HUBBARD** (Continued)**1986-88:**

- Named team MVP in each of his first three seasons in professional baseball.

**PERSONAL**

- He and his wife, Angela, reside in Houston, TX with their son, Jaylen (born July 24, 1996).
- Graduated from South Shore H.S. in Chicago, IL.
- Majored in Business Management at Southern University...played baseball and turned a ninth-inning, conference-clinching triple play against rival Grambling University.
- Cousin of former Buffalo Bills All-Pro running back Joe Cribbs.

**PROFESSIONAL RECORD**

YEAR	CLUB	AVG.	G	AB	R	H	2B	3B	HR	RBI	BB	SO	SB
1986	Auburn	.310	70	242	42	75	12	1	1	32	28	42	35
1987	Asheville	.236	101	284	39	67	8	1	1	35	28	42	28
1988	Osceola	.260	130	446	68	116	15	11	3	65	61	72	44
1989	Columbus	.264	104	348	55	92	7	8	3	37	43	53	28
	Tucson	.220	21	50	3	11	2	0	0	2	1	10	3
1990	Columbus	.251	95	335	39	84	14	4	4	35	32	51	17
	Tucson	.222	12	27	5	6	2	2	0	2	3	6	1
1991	Jackson	.297	126	455	78	135	21	3	2	41	65	81	39
	Tucson	.000	2	4	0	0	0	0	0	0	0	0	0
1992	Tucson	.310	115	420	69	130	16	4	2	33	45	68	34
1993	Colorado Springs	.314	117	439	83	138	24	8	7	56	47	57	33
1994	Colorado Springs	.363	79	320	78	116	22	5	8	38	44	40	28
	COLORADO	.280	18	25	3	7	1	1	1	3	3	4	0
1995	Colorado Springs	.340	123	480	102	163	29	7	12	66	61	59	37
	COLORADO	.310	24	58	13	18	4	0	3	9	8	6	2
1996	Colorado Springs	.314	50	188	41	159	15	5	6	16	28	14	6
	COLORADO	.217	45	60	12	13	5	1	1	12	9	22	2
	SAN FRANCISCO	.207	10	29	3	6	0	1	1	2	2	5	0
1997	CLEVELAND	.250	7	12	3	3	1	0	0	0	1	3	2
	Buffalo	.312	103	375	71	117	22	1	16	60	57	52	26
N.L. Totals-3 years		.256	97	172	31	44	10	3	6	26	22	37	4
A.L. Totals-1 year		.250	7	12	3	3	1	0	0	0	1	3	2
ML Totals-4 years		.255	104	184	34	47	11	3	6	26	23	40	6

**DODGERS PLAY 3,000th HOME GAME**

The Dodgers' 1996 home opener vs. Atlanta was their 3,000th regular season home game played in Los Angeles.

1st game in Los Angeles	April 18, 1958 vs. San Francisco
1,000th home game in Los Angeles	July 1, 1970 vs. Houston
2,000th home game in Los Angeles	May 26, 1983 vs. San Francisco
3,000th home game in Los Angeles	April 8, 1996 vs. Atlanta

- Homered in his first major league at-bat off Mike Munoz as a pinch-hitter in the eighth inning on May 19 at Colorado...became the sixth Dodger, 38th National Leaguer and 67th major league batter to homer in his first at-bat.
- All of his 21 starts were at second base.

### MINOR LEAGUE HIGHLIGHTS

#### 1996:

- Appeared in just six games at Triple-A Albuquerque after missing most of the season because of shoulder surgery.

#### 1993:

- Batted .269 with six home runs and 33 RBI in 84 games at San Antonio after converting from outfield to second base.

#### 1992:

- Had a .288 average in only 65 games at San Antonio due to injuries.

#### 1991:

- Led Single-A Bakersfield to the California League playoffs with a .297 average, nine home runs and 61 RBI...tied for the team lead with 75 runs and finished second with 132 hits and 30 stolen bases.

#### 1990:

- Led Rookie League Champion Great Falls with a .343 average during his first professional season.

### PERSONAL

- He and his wife, Kuwonna, were married on Feb. 10, 1996.
- Was a two-time All-City selection in baseball and football at Columbia (SC) H.S.
- Played baseball at Middle Georgia College...was named to the all-tournament team when his team finished second in the National Junior College World Series in 1990.

### PROFESSIONAL RECORD

YEAR	CLUB	AVG.	G	AB	R	H	2B	3B	HR	RBI	BB	SO	SB
1990	Great Falls	.343	56	198	43	68	12	8	2	21	22	37	10
1991	Bakersfield	.297	118	445	75	132	16	4	9	61	52	70	30
	San Antonio	.000	1	1	0	0	0	0	0	1	0	1	0
1992	San Antonio	.288	65	198	34	57	9	5	2	17	28	43	11
1993	San Antonio	.269	84	305	43	82	14	5	6	33	31	50	19
1994	San Antonio	.258	99	345	68	89	24	3	8	28	43	61	19
	Albuquerque	.250	2	8	2	2	0	0	0	0	0	1	1
	LOS ANGELES	.282	26	78	10	22	1	0	3	8	7	22	0
1995	Albuquerque	.246	63	232	28	57	11	4	1	30	21	40	10
	LOS ANGELES	.200	44	55	5	11	2	0	0	3	9	8	3
1996	Albuquerque	.100	6	10	1	1	0	0	0	0	1	2	0
1997	San Antonio	.299	92	348	68	104	28	7	12	52	37	50	16
	LOS ANGELES	.444	12	9	2	4	0	0	0	1	1	3	1
ML Totals-3 years		.261	82	142	17	37	3	0	3	12	17	33	4

### STEALING SECOND, THIRD AND HOME

Only three Dodgers have ever stolen second base, third base and home in a single game. Jimmy Johnston was the first to do it for the Dodgers on Sept. 22, 1916. Harvey Hendrick was next on June 12, 1928 and the last Dodger to do it was Jackie Robinson on April 23, 1954.

## INGRAM (Continued)

## STATISTICAL BREAKDOWN

	1997							CAREER					
	AVG.	G	AB	R	H	HR	RBI	AVG.	AB	H	HR	RBI	
<b>Totals</b>	.444	12	9	2	4	0	1	.261	142	37	3	12	
Atlanta	—	—	—	—	—	—	—	.263	19	5	0	1	
Chicago	—	—	—	—	—	—	—	.211	19	4	0	0	
Cincinnati	—	—	—	—	—	—	—	.250	12	3	1	2	
Colorado	.000	4	2	0	0	0	0	.308	13	4	1	1	
Florida	—	—	—	—	—	—	—	.300	10	3	1	2	
Houston	—	—	—	—	—	—	—	—	—	—	—	—	
Milwaukee	—	—	—	—	—	—	—	—	—	—	—	—	
Montreal	—	—	—	—	—	—	—	.000	2	0	0	0	
New York	—	—	—	—	—	—	—	.000	0	0	0	0	
Philadelphia	—	—	—	—	—	—	—	.000	3	0	0	0	
Pittsburgh	.750	1	4	1	3	0	1	.286	21	6	0	2	
St. Louis	.000	2	0	1	0	0	0	.368	19	7	0	3	
San Diego	—	—	—	—	—	—	—	.125	8	1	0	0	
San Francisco	.000	1	0	0	0	0	0	.333	6	2	0	0	
Anaheim	—	—	—	—	—	—	—	—	—	—	—	—	
Oakland	—	—	—	—	—	—	—	—	—	—	—	—	
Seattle	—	—	—	—	—	—	—	—	—	—	—	—	
Texas	—	—	—	—	—	—	—	—	—	—	—	—	
<b>American League</b>	—	—	—	—	—	—	—	—	—	—	—	—	
Before ASG	—	—	—	—	—	—	—	.272	118	32	3	11	
After ASG	.444	12	9	2	4	0	1	.208	24	5	0	1	
April	—	—	—	—	—	—	—	.375	8	3	0	1	
May	—	—	—	—	—	—	—	.245	53	13	1	4	
June	—	—	—	—	—	—	—	.281	57	16	2	6	
July	—	—	—	—	—	—	—	—	—	—	—	—	
August	.600	3	5	1	3	0	1	.308	13	4	0	1	
Sept./Oct.	.250	9	4	1	1	0	0	.125	8	1	0	0	
Pinch Hitting	.000	—	1	—	0	0	0	.200	5	1	1	1	
Longest Streak				1 Game						3 Games			
Home	.500	5	2	0	1	0	0	.270	74	20	1	7	
Away	.429	7	7	2	3	0	1	.250	68	17	2	5	
vs. Righthanders	.333	10	3	1	1	0	0	.245	53	13	1	3	
vs. Lefthanders	.500	4	6	1	3	0	1	.270	89	24	2	9	

## MISCELLANEOUS STATISTICS

Year	Batting Totals							POS	PCT	Fielding Totals					
	IBB	HB	SF	SH	CS	TB	G			PO	A	E	TC	DP	
1994	3	0	0	1	0	32	2B	.982	23	44	68	2	114	14	
1995	0	0	0	2	0	13	OF, 3B, 2B	.864	23	17	26	8	51	3	
1996	—	—	—	—	—	—	—	—	—	—	—	—	—	—	
1997	0	0	0	0	0	4	OF	1.000	7	4	0	0	4	0	
<b>ML Totals</b>	<b>3</b>	<b>0</b>	<b>0</b>	<b>3</b>	<b>0</b>	<b>49</b>		<b>.944</b>	<b>53</b>	<b>65</b>	<b>94</b>	<b>10</b>	<b>169</b>	<b>17</b>	

## INGRAM'S CAREER TRANSACTIONS

- Selected by Los Angeles in the 44th round (47th selection) in the June 1989 Free Agent Draft.

## INGRAM'S CAREER GAME HIGHS

<b>Most Hits:</b>	3 (3 times), last time, Aug. 27, 1997 at Pittsburgh
<b>Most RBI:</b>	2 (twice), last time June 14, 1994 vs. Cincinnati
<b>Most HR:</b>	1 (8 times), last time June 14, 1994 vs. Cincinnati
<b>Most Stolen Bases:</b>	1 (4 times), last time Sept. 20, 1997 vs. Colorado
<b>Longest Hitting Streak:</b>	3 games, May 28-30, 1994
<b>Career Grand Slams:</b>	None

## STATISTICAL BREAKDOWN

	1997							CAREER					
	AVG.	G	AB	R	H	HR	RBI	AVG.	AB	H	HR	RBI	
<b>Totals</b>	.250	7	12	3	3	0	0	.255	184	47	6	26	
Atlanta	-	-	-	-	-	-	-	.167	18	3	1	3	
Chicago	-	-	-	-	-	-	-	.235	17	4	2	3	
Cincinnati	.200	2	5	1	1	0	0	.333	12	4	0	1	
Colorado	-	-	-	-	-	-	-	-	-	-	-	-	
Florida	-	-	-	-	-	-	-	.000	12	0	0	0	
Houston	-	-	-	-	-	-	-	.333	6	2	0	2	
Los Angeles	-	-	-	-	-	-	-	.250	12	3	0	0	
Milwaukee	-	-	-	-	-	-	-	-	-	-	-	-	
Montreal	-	-	-	-	-	-	-	.125	24	3	1	3	
New York	-	-	-	-	-	-	-	.444	9	4	0	0	
Philadelphia	-	-	-	-	-	-	-	.167	24	4	0	4	
Pittsburgh	-	-	-	-	-	-	-	.400	10	4	0	1	
St. Louis	-	-	-	-	-	-	-	.450	20	9	2	5	
San Diego	-	-	-	-	-	-	-	.167	6	1	0	1	
San Francisco	-	-	-	-	-	-	-	.571	7	4	0	1	
Anaheim	-	-	-	-	-	-	-	-	-	-	-	-	
Oakland	-	-	-	-	-	-	-	-	-	-	-	-	
Seattle	-	-	-	-	-	-	-	-	-	-	-	-	
Texas	-	-	-	-	-	-	-	-	-	-	-	-	
American League	.250	7	12	3	3	0	0	.250	12	3	0	0	
Before ASG	.250	7	12	3	3	0	0	.219	73	16	1	12	
After ASG	-	-	-	-	-	-	-	.279	111	31	5	14	
April	-	-	-	-	-	-	-	.235	17	4	0	4	
May	.500	2	2	0	1	0	0	.182	11	2	0	0	
June	.200	5	10	3	2	0	0	.206	34	7	1	7	
July	-	-	-	-	-	-	-	.310	29	9	1	4	
August	-	-	-	-	-	-	-	.280	50	14	3	7	
Sept./Oct.	-	-	-	-	-	-	-	.256	43	11	1	4	
Pinch Hitting	.000	1	1	0	0	0	0	.255	47	12	0	6	
Longest Streak			1 Game						7 Games				
Home	.200	2	5	1	1	0	0	.268	112	30	5	20	
Away	.286	5	7	2	2	0	0	.236	72	17	1	6	
vs. Righthanders	.250	3	8	1	2	0	0	.218	78	17	1	8	
vs. Lefthanders	.125	4	4	2	1	0	0	.283	106	30	5	17	

## MISCELLANEOUS STATISTICS

Year	Batting Totals							Fielding Totals						
	IBB	HB	SF	SH	CS	TB	POS	PCT	G	PO	A	E	TC	DP
1994	0	0	0	0	0	13	OF	1.000	5	4	0	0	4	0
1995	0	0	0	1	1	31	OF	1.000	16	16	1	0	17	0
1996	0	1	0	0	0	34	OF	1.000	28	51	1	0	52	0
1997	0	0	0	0	0	4	OF	1.000	6	3	0	0	3	0
<b>Totals</b>	<b>0</b>	<b>1</b>	<b>0</b>	<b>1</b>	<b>1</b>	<b>82</b>		<b>1.000</b>	<b>55</b>	<b>74</b>	<b>2</b>	<b>0</b>	<b>76</b>	<b>0</b>

## HUBBARD'S CAREER TRANSACTIONS

- Selected by Houston in the 12th round in the June 1986 Free Agent Draft.
- Signed by Colorado as a minor league free agent on Nov. 10, 1992.
- Claimed on waivers by San Francisco from Colorado on Aug. 21, 1996.
- Acquired by Cleveland on Nov. 13, 1996 from San Francisco as the player to be named later in a trade that sent Jose Vizcaino, Jeff Kent, Julian Tavarez and Joe Roa to the Giants in exchange for Matt Williams.
- Signed by Los Angeles as a free agent on Dec. 3, 1997.

## HUBBARD'S CAREER GAME HIGHS

<b>Most Hits:</b>	3 (twice), last time Sept. 1, 1996 at New York Mets
<b>Most RBI:</b>	2 (6 times), last time Aug. 25, 1996 vs. Montreal
<b>Most HR:</b>	1 (6 times), last time Aug. 25, 1996 vs. Montreal
<b>Most Stolen Bases:</b>	1 (6 times), last time June 29, 1997 at New York Yankees
<b>Longest Hitting Streak:</b>	7 games, Aug. 23-Sept. 2, 1995
<b>Career Grand Slams:</b>	None

56

# Garey Ingram

*Outfielder*

**Height:** 5-11      **Weight:** 195  
**Bats:** Right      **Throws:** Right  
**Opening Day Age:** 27  
**Birth Date:** July 25, 1970  
**Birthplace:** Columbus, GA  
**M.L. Service:** 1 year and 10 days  
**How Obtained:** Dodgers' 44th round pick (47th selection) in the June 1989 Free Agent Draft  
**Contract Status:** Signed through 1998



## 1997 NOTES

- Batted a solid .444 (4-for-9) in 12 games with the Dodgers after having his contract purchased from Double-A San Antonio on Aug. 26.
- Hit .299 with 28 doubles, seven triples, 12 home runs and 52 RBI in 92 games for San Antonio...saw action at second base, third base and in the outfield.
- Started in left field in his first game with the Dodgers on Aug. 27 at Pittsburgh and tied a career high with three hits and a run, walk and RBI in L.A.'s 9-5 win.
- Had four hits in his first six at-bats (.667) with Los Angeles and reached base safely in five of his first seven plate appearances (.714).
- Used primarily as a pinch-hitter (0-for-1), pinch-runner and defensive replacement in the outfield down the stretch.
- Pinch-ran in the 15th inning on Sept. 15 at St. Louis and scored a run in the Dodgers' three-run rally...remained in the game to play left field and the Dodgers surrendered two runs in the bottom of the inning but held on for a 7-6 win.
- Homered in both games of a doubleheader vs. Wichita on April 26 at Albuquerque.
- Went 1-for-5 with two runs and two RBI with the Dodgers in the Hall of Fame game on Aug. 4 in Cooperstown, N.Y.

## MAJOR LEAGUE HIGHLIGHTS

### 1995:

- Batted .200 in 44 games for the Dodgers after splitting the season between Los Angeles and Albuquerque...batted .246 in 63 games for the Dukes.
- Started the season on the Dodgers' Opening Day roster and made eight starts (six at third base and two at second base)...was optioned to Albuquerque on May 31 and played second base and outfield for the Dukes.
- Was recalled from Albuquerque on Aug. 11 and went 1-for-8 (.125) in 10 games for the Dodgers...optioned to San Antonio on Aug. 29 as a paperwork move in preparation for the playoffs and was recalled to Los Angeles on Sept. 1 when the rosters were expanded.
- Injured his knee sliding into second base on Oct. 1 at San Diego and underwent surgery to repair torn cartilage in his right knee on Oct. 4 at Centinela Hospital Medical Center.

### 1994:

- Was recalled from San Antonio on May 14 and made his major league debut as a defensive replacement on May 15 vs. San Diego.

60

**Mike Judd***Right-Handed Pitcher*

**Height:** 6-1      **Weight:** 217  
**Bats:** Right      **Throws:** Right  
**Opening Day Age:** 22  
**Birth Date:** June 30, 1975  
**Birthplace:** San Diego, CA  
**M.L. Service:** 10 days  
**How Obtained:** Acquired in a trade  
from the New York Yankees for Billy  
Brewer on June 21, 1996  
**Contract Status:** Signed through 1998

**1997 NOTES**

- Struck out four and allowed four hits over 2.2 innings of relief in his first major league appearance during the last game of the season on Sept. 28 at Colorado.
- Had his contract purchased by the Dodgers from Double-A San Antonio on Sept. 19...went 4-2 with a 2.73 ERA in 12 starts to help lead the Missions to the Texas League Championship...struck out 65 in 79.0 innings.
- Started the season at Single-A Vero Beach, where he went 6-5 with a 3.53 ERA in 14 starts...averaged 10.8 strikeouts per 9.0 innings after fanning 104 batters in just 86.2 innings...had a league-leading 40 strikeouts through April.
- Fanned the first five batters he faced in his start on April 25 vs. Brevard County...won the game 6-2 after striking out 12 and allowing just three hits over 7.0 innings.
- Increased his minor league-best strikeout total to 55 on May 6 vs. Charlotte...increased his total to 81 and still led the minors on May 27.
- Fanned 12 batters but was stuck with a no-decision on June 7 at Dunedin.
- Promoted to San Antonio after leading all minor league pitchers with 109 strikeouts through June 18.
- Was 1-0 and allowed two runs or less in three consecutive starts from June 27-July 8...struck out 18 and walked eight over 20.0 innings during that span.
- Pitched 2.0 scoreless innings and struck out three against San Diego in the Hall of Fame game on Aug. 4 in Cooperstown, NY.
- Pitched 7.0 scoreless innings on Aug. 26 at El Paso but did not earn the win after closer Jeff Kubenka blew the save and recorded the win.

**MINOR LEAGUE HIGHLIGHTS****1996:**

- Compiled a 4-2 record, 2.44 ERA and three saves in 15 games (eight starts) at Single-A Savannah after being acquired in a trade from the New York Yankees on June 21...averaged 10.08 strikeouts per 9.0 innings for the Sand Gnats with 62 strikeouts in 55.1 innings.
- Went 2-2 with a 3.81 ERA and 10 saves in 29 games at Single-A Greensboro in the New York Yankees organization.

**1995:**

- Began his professional career at Rookie Tampa, where he went 1-1 with a 1.11 ERA in 21 relief appearances.
- Promoted to Single-A Greensboro and pitched 2.2 scoreless innings in one appearance.
- Was the Yankees' ninth-round selection in the June Free Agent Draft.

**PERSONAL**

- Resides in La Mesa, CA.
- Attended Grossmount Junior College in San Diego.

# Los Angeles Dodgers 1998 Media Guide

166

**JUDD** (Continued)

YEAR	CLUB	CAREER RECORD												
		W-L	ERA	G	GS	CG	SHO	SV	IP	H	R	ER	BB	SO
1995	Tampa	1-1	1.11	21	0	0	0	0	32.1	18	5	4	6	30
	Greensboro	0-0	0.00	1	0	0	0	0	2.2	2	0	0	0	1
1996	Greensboro	2-2	3.81	29	0	0	0	10	28.1	22	14	12	8	36
	Savannah	4-2	2.44	15	8	1	0	3	55.1	40	21	15	15	62
1997	Vero Beach	6-5	3.53	14	14	0	0	0	86.2	67	37	34	39	104
	San Antonio	4-2	2.73	12	12	0	0	0	79.0	69	27	24	33	65
	LOS ANGELES	0-0	0.00	1	0	0	0	0	2.2	4	0	0	0	4
<b>ML Totals-1 year</b>		<b>0-0</b>	<b>0.00</b>	<b>1</b>	<b>0</b>	<b>0</b>	<b>0</b>	<b>0</b>	<b>2.2</b>	<b>4</b>	<b>0</b>	<b>0</b>	<b>0</b>	<b>4</b>

	STATISTICAL BREAKDOWN												
	1997								CAREER				
	W-L	SV	ERA	G	IP	H	ER	W-L	SV	ERA	IP	ER	
<b>Totals</b>	0-0	0	0.00	1	2.2	4	0	0-0	0	0.00	2.2	0	
Atlanta	-	-	-	-	-	-	-	-	-	-	-	-	
Chicago	-	-	-	-	-	-	-	-	-	-	-	-	
Cincinnati	-	-	-	-	-	-	-	-	-	-	-	-	
Colorado	0-0	0	0.00	1	2.2	4	0	0-0	0	0.00	2.2	0	
Florida	-	-	-	-	-	-	-	-	-	-	-	-	
Houston	-	-	-	-	-	-	-	-	-	-	-	-	
Milwaukee	-	-	-	-	-	-	-	-	-	-	-	-	
Montreal	-	-	-	-	-	-	-	-	-	-	-	-	
New York	-	-	-	-	-	-	-	-	-	-	-	-	
Philadelphia	-	-	-	-	-	-	-	-	-	-	-	-	
Pittsburgh	-	-	-	-	-	-	-	-	-	-	-	-	
St. Louis	-	-	-	-	-	-	-	-	-	-	-	-	
San Diego	-	-	-	-	-	-	-	-	-	-	-	-	
San Francisco	-	-	-	-	-	-	-	-	-	-	-	-	
Anaheim	-	-	-	-	-	-	-	-	-	-	-	-	
Oakland	-	-	-	-	-	-	-	-	-	-	-	-	
Seattle	-	-	-	-	-	-	-	-	-	-	-	-	
Texas	-	-	-	-	-	-	-	-	-	-	-	-	
American League	-	-	-	-	-	-	-	-	-	-	-	-	
Before ASG	-	-	-	-	-	-	-	-	-	-	-	-	
After ASG	0-0	0	0.00	1	2.2	4	0	0-0	0	0.00	2.2	0	
April	-	-	-	-	-	-	-	-	-	-	-	-	
May	-	-	-	-	-	-	-	-	-	-	-	-	
June	-	-	-	-	-	-	-	-	-	-	-	-	
July	-	-	-	-	-	-	-	-	-	-	-	-	
August	-	-	-	-	-	-	-	-	-	-	-	-	
Sept./Oct.	0-0	0	0.00	1	2.2	4	0	0-0	0	0.00	2.2	0	
As Starter	-	-	-	-	-	-	-	-	-	-	-	-	
As Reliever	0-0	0	0.00	1	2.2	4	0	0-0	0	0.00	2.2	0	
Winning Streak				None						None			
Losing Streak				None						None			
Home	-	-	-	-	-	-	-	-	-	-	-	-	
Away	0-0	0	0.00	1	2.2	4	0	0-0	0	0.00	2.2	0	

Year	Pitching Totals						Hitting Totals						
	IBB	HB	WP	BK	HR	AVG	AB	R	H	2B	3B	HR	RBI
1997	0	0	0	0	0	-	-	-	-	-	-	-	-
<b>ML Totals</b>	<b>0</b>	<b>0</b>	<b>0</b>	<b>0</b>	<b>0</b>	<b>-</b>	<b>-</b>	<b>-</b>	<b>-</b>	<b>-</b>	<b>-</b>	<b>-</b>	<b>-</b>

### JUDD'S CAREER TRANSACTIONS

- Selected by the New York Yankees in the ninth round of the June 1995 Free Agent Draft.
- Acquired by Los Angeles in a trade with the New York Yankees for Billy Brewer on June 21, 1996.

## JUDD'S CAREER GAME HIGHS

Most Innings Pitched – Starter:	None
Most Innings Pitched – Reliever:	2.2, Sept. 28, 1997 at Colorado
Most Strikeouts:	4, Sept. 28, 1997 at Colorado
Most Walks:	None
Longest Winning Streak:	None
Longest Losing Streak:	None

23

Eric  
Karros*Infielder*

**Height:** 6-4      **Weight:** 226  
**Bats:** Right      **Throws:** Right  
**Opening Day Age:** 30  
**Birth Date:** November 4, 1967  
**Birthplace:** Hackensack, NJ  
**M.L. Service:** 6 years and 36 days  
**How Obtained:** Dodgers' 6th round pick  
(5th selection) in the June 1988 Free  
Agent Draft  
**Contract Status:** Signed through 2000



## 1997 NOTES

- Batted .266 with 28 doubles, 31 home runs and 104 RBI, marking the third consecutive season he hit 30 or more homers and drove in 100 or more runs for the Dodgers...is the first Dodger to club 30 homers and 100 RBI in three straight campaigns since Gil Hodges did so in five consecutive seasons from 1950-54.
- Played in all 162 games to run his consecutive games started streak to 267, dating back to June 4, 1996...played in all but 11 innings in 1997 to lead the club.
- Joined Mike Piazza (40), Todd Zeile (31) and Raul Mondesi (30) to become the second foursome in club history and fifth in major league history to hit 30 or more home runs in a single season...the Dodger quartet of Steve Garvey (33), Reggie Smith (32), Ron Cey (30) and Dusty Baker (30) were the first to accomplish the feat in 1977...the Colorado Rockies were the only other team in major league history to have four players hit 30 or more homers when they did so from 1995-97.
- Is tied with Willie Davis for fifth place on the Los Angeles Dodgers list with 154 home runs and ranks eighth with 535 RBI.
- Led the majors with 10 interleague home runs...tied Texas' Juan Gonzalez for third in the majors with 16 interleague RBI.

Player	Team	Home Runs
Eric Karros	Los Angeles	10
J.T. Snow	San Francisco	9
Three players tied		7
Player	Team	RBI
J.T. Snow	San Francisco	20
Jeff King	Kansas City	19
Eric Karros	Los Angeles	16
Juan Gonzalez	Texas	16

- Found his power stroke in the clutch, as 16 of his 31 home runs tied the game or gave the Dodgers the lead.
- Showed consistency by reaching base via hit or walk in 137 of the 162 games (85 percent) he played in...also had similar numbers at Dodger Stadium (79-for-276, .267) and on the road (88-for-332, .265).

**KARROS** (Continued)

- Set a career high with 15 stolen bases...snapped his streak of 14 consecutive stolen bases on May 30 at St. Louis when Cardinals' catcher Mike DiFelice threw him out attempting to steal second base...the streak dated back to Sept. 5, 1995 at San Diego...was also a perfect 8-for-8 on the base paths in 1996.
- Homered in three consecutive games twice...hit four homers in three consecutive games from June 13-15 and slugged three over three games from Aug. 29-31.
- Hit two home runs in a game on June 14 at Seattle and July 1 against Texas...has now slugged a career best two homers in a game on eight occasions during his career.
- The Dodgers were 6-1 in 1997 when he and Mike Piazza homered in the same game...during their careers, the Dodgers are 27-2 when they both homer.
- Batted .342 (13-for-38) during his season-best 10-game hit streak from June 7-17...also was 15-for-36 (.417) during a nine-game hit streak from June 25-July 3.
- Tied a career high for the sixth time in his career when he went 4-for-4 on April 13 at Pittsburgh...also had two doubles and drove in three runs...was his first four-hit game since April 2, 1996 at Houston.
- Drove in all three of the Dodgers' runs in a 8-3 loss at Florida on April 26...hit a two-run home run in the fourth inning and then hit what appeared to be a two-run homer over the left field scoreboard fence in the sixth inning...however, second base umpire Ed Rapuano ruled it a RBI-double.
- Teamed with Mike Piazza and Todd Zeile to hit back-to-back-to-back home runs off Alan Benes in the fourth inning on June 1 at St. Louis ...also joined Mike Piazza and Raul Mondesi as the last threesome to hit three consecutive homers on June 30, 1996 at Colorado.
- Hit a two-run home run in the eighth inning on June 13 at Oakland to tie the game at 4-4 and then walked with the bases loaded in the ninth inning to provide the Dodgers with their final run in a 6-4 win.
- Joined Raul Mondesi to hit back-to-back home runs in the first inning on June 23 against Colorado in a 5-3 win.
- Was stellar in June when he batted .318 (35-for-110) with nine home runs and 25 RBI in 29 games.
- His solo home run with one out in the ninth inning off Anaheim's Troy Percival gave the Dodgers a 5-4 lead on July 2 at Anaheim.
- Slugged a two-run home run in the top of the 10th inning on July 14 at Colorado to give the Dodgers a two-run lead in their 14-12 victory over the Rockies.
- His season batting average peaked at .276 on July 18 at Atlanta when he went 2-for-4.
- Drove in his 500th run of his career with a first-inning sacrifice fly on July 25 against Philadelphia...also had a three-run homer in the fifth inning to match a season-high with four RBI.
- Also drove in four runs in a 10-3 win on June 29 against San Diego with a two-run homer and two-run double...the win snapped a 10-game losing streak to the Padres.
- Hit a game-winning solo home run in the eighth inning on Aug. 19 at New York to snap a 2-2 tie in the Dodgers' 4-2 win.
- Broke up Jamie Moyer's no-hit bid in the seventh inning on Aug. 31 vs. Seattle with an infield single and then hit a solo home run with two outs in the ninth inning to send the game into extra innings...however, the Mariners came back to win the game 3-1 in 10 innings.
- Batted .318 (56-for-176) with 12 home runs and 35 RBI in 46 day games and hit .375 (3-for-8) with 10 RBI when batting with the bases loaded.
- Was the Dodgers' Opening Day first baseman for the fifth consecutive year (1993-97)...only Steve Garvey, who made eight consecutive starts from 1975-82, has more in Los Angeles history.

**MAJOR LEAGUE HIGHLIGHTS****1996:**

- Batted .260 and set career highs with 34 home runs and 111 RBI to become the first Dodger first baseman to collect 30-plus home runs and 100-plus RBI in consecutive seasons since Gil Hodges in 1953-54.
- Passed Steve Garvey, who had 33 home runs in 1977, for the L.A. record for most home runs by a first basemen in a single season.
- Was a perfect 8-for-8 on the base paths.
- Collected a season-high four hits on April 2 at Houston.
- Began the season with a 14-game errorless streak...also went 33 straight games from April 22-June 5 without committing an error.
- Hit just five home runs in his first 36 games but rebounded by belting 14 in his next 38.
- Sat out seven consecutive games from April 23-29 with a sore muscle near his left thigh...it was the first time he missed consecutive games since May 18-19, 1992.
- Pulled off the hidden ball trick with pitcher Pedro Astacio in the fourth inning on May 30 at Philadelphia, picking off Phillies' outfielder Glenn Murray at first.
- Slugged his 100th career home run off Dave Burba on June 9 vs. Cincinnati.
- Homered in a career-high four straight games from June 28-July 1.
- Batted .370 (20-for-54) with seven home runs and 11 RBI during his season-high 13-game hitting streak from June 26 to July 11.
- Scored 14 runs in nine consecutive games from June 28-July 6.
- Hit two home runs on June 30 at Colorado, his first multi-homer game since Aug. 2, 1995 at Colorado, and the sixth of his career.
- Batted .300 in June with a monthly-high nine home runs and 20 RBI...drove in 27 runs in 27 games in August.
- Collected a career-high four walks on Aug. 27 at Montreal.
- Combined with Mike Piazza to hit back-to-back home runs off Pedro Martinez on Aug. 29 at Montreal...the two solo homers tied and won the game, marking the fifth time in 1996 the duo hit home runs in the same game.
- Joined teammates Mike Piazza and Raul Mondesi to hit back-to-back-to-back home runs off Mark Thompson on June 30 at Colorado, becoming the first Dodger trio to do so since Ron Cey, Rick Monday and Joe Ferguson on Aug. 31, 1980.
- Had 29 doubles, giving him 20 or more in each of his first five seasons.
- Batted .343 (34-for-99) with men in scoring position and less than two outs...hit .300 (3-for-10) with the bases loaded.
- Batted .327 (33-for-101) with six home runs and 24 RBI vs. lefties and hit .247 (125-for-507) with 28 home runs and 87 RBI vs. righties.
- Was 79-for-287 (.275) with 16 home runs and 55 RBI at Dodger Stadium last season...batted .246 (79-for-321) with 18 home runs and 56 RBI on the road.
- Had 44 multi-hit games, including 12 three-hit performances...had 30 multi-RBI games, including a season-high three RBI in six different games.

**1995:**

- Batted a career-best .298 with 32 home runs and 105 RBI, becoming the first Dodger first baseman to collect 30 home runs and 100 RBI in a season since Steve Garvey in 1977 with 33 homers and 115 RBI...had the most RBI by a Dodger first baseman since Garvey had 106 RBI in 1980.
- Led the team with 46 multi-hit games and 29 multi-RBI games.
- Collected 63 extra base hits, tying him for fourth on the all-time Dodger list with Tommy Davis (1962) and Reggie Smith (1977)...Steve Garvey (1978) and Pedro Guerrero (1983) set the franchise record with 66.
- Started the season by batting an astounding .579 in April.
- Had a career-high 17-game hitting streak from May 15-June 2, going 19-for-66 (.288) with seven home runs and 11 RBI...started the season with 12-game hitting streak and batted .481 with one home run and 15 RBI during that span.
- Stroked 18 game-winning hits, including eight home runs.

**KARROS** (Continued)

- Hit game-winning home runs on two consecutive nights, Aug. 7-8...hit a game-winning two-run homer off Jose Bautista in the 12th inning on Aug. 7 at San Francisco and another the following night off St. Louis' Jeff Parrett to leadoff the eighth inning.
- His first game-winning homer of the season came off Ricky Bottalico in the 10th inning on May 31 at Philadelphia...also had a game-winning homers off Bret Saberhagen in the sixth inning on June 2 at New York, off Dave Burba in the eighth inning on June 22 vs. San Francisco, off Denny Neagle in the sixth inning on Aug. 13 vs. Pittsburgh and off Bill Swift in the sixth inning on Sept. 25 vs. Colorado.
- Had multi-homer games on June 22 vs. San Francisco and Aug. 2 at Colorado...homered in consecutive games on five occasions...hit a home run in three consecutive games from Aug. 7-9.
- Hit 19 home runs at Dodger Stadium, the most since Mike Piazza had 21 in 1993...hit 28 homers off righthanders...16 home runs were solo shots, 12 came with one man on and three were with two on.
- Won N.L. Player of the Week honors on two occasions...first won with a .417 average, two home runs and six RBI from July 24-30...won again from Aug. 7-13 with .385 average, four homers and 12 RBI.
- The Dodgers were 49-15 when he registered at least one RBI and were 25-5 in the games he homered.
- Started every game at first base except on July 6 at Atlanta when Tim Wallach did so.
- Went 30 consecutive games without committing an error from May 13-June 14 and another 49 straight June 28-Aug. 21...finished the season committing just one error in his last 35 games played.
- Matched a career-high with four hits on July 24 at Houston...went 4-for-5 with three runs scored.
- Collected a season-high four RBI three different times; April 26 at Florida, Aug. 8 at Colorado and on Aug. 12 vs. Pittsburgh.
- Was ejected on Aug. 10 vs. St. Louis by home plate umpire Jim Quick...the game eventually was a forfeit due to promotional balls being thrown on the playing field...it was his second career ejection, the first was on July 9, 1994 vs. New York by home plate umpire Bill Hohn.
- Batted .345 (50-for-145) with runners in scoring position, including .343 (24-for-70) with men in scoring position and two outs.

**1994:**

- Batted .266 with 21 doubles, 14 home runs and 46 RBI in 111 games during the strike-shortened season...his team-best 11 sacrifice flies ranked second in the N.L. behind Montreal's Darrin Fletcher with 12.
- Had a season-high and team-best 14-game hitting streak from May 27-June 11...hit .442 (25-for-52) with four doubles, three home runs and 10 RBI during that stretch, raising his average from .247 to .303.
- Collected a season-high four RBI on July 25 at San Francisco when he went 4-for-5 with three runs, a double, and two home runs.
- Combined with Mitch Webster to hit back-to-back home runs off Kirk Rueter in the fourth inning on July 24 at Montreal...also combined with Henry Rodriguez to hit back-to-back homers off Greg Harris in the eighth inning on Aug. 7 at Colorado.
- Was homerless in 146 at-bats from June 5-July 24...had 29 multi-hit games and six multi-RBI games...was 2-for-2 in stolen base attempts.

**1993:**

- Batted .247 with 23 home runs and 80 RBI in 158 games during his sophomore season with the Dodgers, becoming the first in franchise history to hit 20 or more home runs in his first two major league seasons...finished second on the team in doubles (27), home runs and RBI.
- His 27 doubles gave him 57 in his first two seasons, the most doubles in consecutive seasons by a Dodger since Steve Sax collected 65 in 1986-87.
- Led all first basemen in baseball with 147 assists...ranked fourth in the N.L. with 619 at-bats and tied Jose Offerman for seventh with 158 games.
- Snapped a string of 160 consecutive starts when he sat out on May 17 vs. Cincinnati.

- Homered twice off Greg Harris for his first multi-homer game of his career on May 24 vs. San Diego...slugged two three-run homers for a career-high six RBI and nine total bases in his second multi-homer game on Aug. 24 vs. Pittsburgh.
- Was ejected from his first major league game by home plate umpire Bill Hohn on July 9 vs. New York.
- He and Mike Piazza slugged home runs in the same game on seven occasions, with the Dodgers winning each contest.
- Homered off Doug Drabeck in the third inning on Aug. 5 vs. Houston...hit a game-winning two-run home run off Rob Dibble the next night against Cincinnati...was the second time in his career he homered in consecutive games, the first time being July 28-29, 1992 at San Francisco.
- Hit 13 of his 23 home runs at Dodger Stadium...14 came with no one on base, four with one on and five with two on.

**1992:**

- Named N.L. Rookie of the Year after batting .257 with 20 home runs and 88 RBI in 149 games during his first season with the Dodgers ...received 22 of the 24 first place votes cast by the BBWAA.
- Became the 12th Dodger to win the award and first since Steve Sax in 1982.
- Also named N.L. Rookie of the Year by *Baseball America*...was named the Dodgers' MVP and Rookie of the Year by the Southern California chapter of the BBWAA.
- His 20 home runs led the club and tied for 12th in the N.L....also tied Greg Brock (1983) for fourth place on the all-time Dodger rookie home run list.
- Began the season in a platoon role at first base with Kal Daniels and Todd Benzinger for 38 games...won the starting job on May 24 and started the final 124 games.
- Made his season debut when he started at first base on April 9 at San Diego...became the first Dodger rookie to start at first base in April since Greg Brock replaced Steve Garvey in 1983...also hit his first career home run off Craig Lefferts in the first inning.
- Hit a bases-loaded triple on July 2 vs. Philadelphia for his first major league triple.
- Named N.L. Player of the Week for the first time in his career after batting .320 with two home runs and 10 RBI from July 27-Aug. 2.
- Finished the season with 30 doubles, the most by a Dodger first baseman since Steve Garvey had 35 in 1982.
- Had a team-high 21 multi-RBI games, including six three-RBI games.
- Ranked second in the N.L. with a .625 average (10-for-16) and 19 RBI with the bases loaded.
- Ranked fifth among N.L. first basemen with only nine errors in 1,345 total chances for a .993 fielding percentage in 143 games at first.
- Led the N.L. with 55 RBI after the All-Star break.

**1991:**

- Made his major league debut on Sept. 1 after being called up from Triple-A Albuquerque.
- Hit a game-tying pinch-hit RBI-double in the 12th inning on Sept. 16. against Cincinnati for his first major league hit.

**MINOR LEAGUE HIGHLIGHTS****1991:**

- Named the Dodgers' Minor League Player of the Year after batting .315 with 22 home runs and 101 RBI in 132 games at Albuquerque...led all Dodger minor leaguers in RBI, doubles (33), runs (88), total bases (269), triples (8) and slugging percentage (.551).
- Led the Dukes in home runs and was second among all Dodger minor leaguers behind Single-A Bakersfield's Mike Piazza with 29.
- Finished second in RBI and extra base hits and third in slugging percentage among all Triple-A players.
- Was the Dukes' Most Valuable Player and tied a club record with seven RBI vs. Tucson on June 23.

**KARROS** (Continued)

- Named to *The Sporting News*' Top 20 minor league prospects list and to *Baseball America*'s Triple-A All-Star Team.

**1990:**

- Helped lead Double-A San Antonio to the Texas League finals against Shreveport after leading the league with a .352 average...his batting average was the second highest by a minor league player who played a full season...also led all minor leaguers in hits and doubles.
- Led the Missions with 509 at-bats, 91 runs, 179 hits, 282 total bases, 45 doubles, 57 walks and a .554 slugging percentage.
- Named the third-best prospect in the Texas League by *Baseball America*.
- Posted a .976 fielding percentage after committing eight errors in 337 total chances.

**1989:**

- Stole a career-high 18 bases while batting .303 at Single-A Bakersfield.

**1988:**

- Batted .366 with 12 home runs and 55 RBI during his first professional season at Rookie Great Falls.
- Was the Dodgers' sixth-round pick and fifth selection in the June Free Agent Draft.

**COLLEGE/AMATEUR HIGHLIGHTS**

- Earned a spot on the Bruins' roster in 1986 as a walk-on and put together a .365 average, 26 home runs and 123 RBI during his three-year career at UCLA from 1986-88...was a third-team All-America selection for *Baseball America* in 1988, an All-Pac-10 selection in 1987 and '88 and team co-captain in 1988...was teammates with Todd Zeile in 1986 when the Bruins won the Pac-10 title with a 21-9 mark.
- Put together an incredible second half in 1988...won the Six-Pac batting title with a .415 average and broke UCLA's single-season hits record with 100 (has been broken three times since)...led the Bruins in home runs (17), RBI (54) and total bases (169)...also led the 1987 club with 269 at-bats, 84 hits, 23 doubles and three triples.
- Ranks second on the Bruins' career batting average list with a .365 mark...is third on the Bruins' single-season list with a .415 average in 1988, fourth with 100 hits in 1988 and sixth with 269 at-bats in 1987.
- Was an All-Tournament selection at the NCAA West II Regional in 1987 and at the Busch Challenge II in 1988.

**PERSONAL**

- Graduated from UCLA with a degree in Economics.
- Played baseball, basketball and football at Patrick Henry H.S. in San Diego.
- Signed by Gjb Bodet and Bob Bishop.
- Is an honorary member of the Board of Directors for the St. Francis Medical Center in Lynwood, CA...contributed \$10,850 to the medical center in 1997 after pledging \$350 for every home run he hit.
- Donated \$250 for every home run he hit in 1993 to cancer research in the name of Aaron Lessa, an 11-year-old boy from Eagle Rock, CA who died from cancer in 1991.
- Is the chairman of the Dodgers' 65 Roses Club that raises money for Cystic Fibrosis research...modeled at the Dodgers' annual fashion show at the House of Blues to raise money for the non-profit organization.
- Was named the Big Brother of the Year by Big Brothers of Greater Los Angeles in 1995.
- Appeared as himself in an episode of *Arli\$\$* on HBO in 1997.
- Played first base in MTV's annual Rock n' Jock celebrity softball game from 1995-97...named the game's MVP and won the home run hitting contest against J.T. Snow in 1995.
- Was a member of the Major League Baseball All-Star team that toured Japan in Fall 1992.

## PROFESSIONAL RECORD

YEAR	CLUB	AVG.	G	AB	R	H	2B	3B	HR	RBI	BB	SO	SB
1988	Great Falls	.366	66	268	68	98	12	1	12	55	32	35	8
1989	Bakersfield	.303	142	545	86	165	40	1	15	86	63	99	18
1990	San Antonio	.352	131	509	91	179	45	2	18	78	57	79	8
1991	Albuquerque	.316	132	488	88	154	33	8	22	101	58	80	3
	LOS ANGELES	.071	14	14	0	1	1	0	0	1	1	6	0
1992	LOS ANGELES	.257	149	545	63	140	30	1	20	88	37	103	2
1993	LOS ANGELES	.247	158	619	74	153	27	2	23	80	34	82	0
1994	LOS ANGELES	.266	111	406	51	108	21	1	14	46	29	53	2
1995	LOS ANGELES	.298	143	551	83	164	29	3	32	105	61	115	4
1996	LOS ANGELES	.260	154	608	84	158	29	1	34	111	53	121	8
1997	LOS ANGELES	.266	162	628	86	167	28	0	31	104	61	116	15
<b>ML Totals—7 years</b>		<b>.264</b>	<b>891</b>	<b>3371</b>	<b>441</b>	<b>891</b>	<b>165</b>	<b>8</b>	<b>154</b>	<b>535</b>	<b>276</b>	<b>596</b>	<b>31</b>

## DIVISION SERIES RECORD

YEAR	CLUB VS. OPP.	AVG.	G	AB	R	H	2B	3B	HR	RBI	BB	SO	SB
1995	LA vs. Cin.	.500	3	12	3	6	1	0	2	4	1	0	0
1996	LA vs. Atl	.000	3	9	0	0	0	0	0	0	2	3	0
<b>Division Series Totals</b>		<b>.286</b>	<b>6</b>	<b>21</b>	<b>3</b>	<b>6</b>	<b>1</b>	<b>0</b>	<b>2</b>	<b>4</b>	<b>3</b>	<b>3</b>	<b>0</b>

## STATISTICAL BREAKDOWN

	1997							CAREER				
	AVG.	G	AB	R	H	HR	RBI	AVG.	AB	H	HR	RBI
<b>Totals</b>	.266	162	628	86	167	31	104	.264	3371	891	154	535
Atlanta	.225	11	40	6	9	2	5	.247	247	61	7	41
Chicago	.256	11	43	6	11	0	3	.247	231	57	9	23
Cincinnati	.282	11	39	4	11	0	5	.261	253	66	10	41
Colorado	.250	12	48	6	12	4	10	.293	242	71	20	45
Florida	.349	11	43	5	15	3	9	.276	196	54	7	44
Houston	.190	11	42	4	8	1	5	.246	240	59	7	32
Milwaukee	—	—	—	—	—	—	—	—	—	—	—	—
Montreal	.273	11	44	4	12	2	4	.387	271	105	10	32
New York	.209	11	43	3	9	2	4	.222	256	57	14	37
Philadelphia	.184	11	38	6	7	1	5	.201	274	55	10	40
Pittsburgh	.304	11	46	7	14	0	8	.320	253	81	9	50
St. Louis	.233	11	43	6	10	1	4	.270	252	68	11	38
San Diego	.319	12	47	6	15	4	17	.294	293	86	14	46
San Francisco	.304	12	46	10	14	1	9	.279	298	83	16	50
Anaheim	.333	4	18	2	6	1	1	.333	18	6	1	1
Oakland	.214	4	14	2	3	2	5	.214	14	3	2	5
Seattle	.471	4	17	6	8	5	6	.471	17	8	5	6
Texas	.176	4	17	3	3	2	4	.176	17	3	2	4
American League	.303	16	66	13	20	10	15	.303	66	20	10	15
Before ASG	.270	87	330	49	89	20	56	.271	1815	492	81	256
After ASG	.262	75	298	37	78	11	48	.256	1556	399	73	279
April	.228	24	92	8	21	2	12	.261	394	103	11	59
May	.245	28	102	15	25	5	10	.269	579	156	29	74
June	.318	29	110	21	35	9	25	.289	620	179	33	93
July	.262	27	103	16	27	8	27	.273	616	168	28	103
August	.276	30	123	14	34	4	17	.243	600	146	31	114
Sept./Oct.	.255	24	98	12	25	3	13	.265	562	149	22	92
Pinch Hitting	—	—	—	—	—	—	—	.357	14	5	1	6
Longest Streak		10 Games					17 Games					
Home	.267	81	296	38	79	13	48	.264	1597	422	72	257
Away	.255	81	332	48	88	18	56	.264	1774	469	82	278
vs. Righthanders	.278	155	475	65	132	25	78	.259	2498	645	121	395
vs. Lefthanders	.229	63	153	21	35	6	26	.282	873	246	33	140

KARROS (Continued)

## MISCELLANEOUS STATISTICS

Year	Batting Totals						POS	PCT	Fielding Totals					
	IBB	HB	SF	SH	CS	TB			G	PO	A	E	TC	DP
1991	0	0	0	0	0	2	1B	1.000	10	33	2	0	35	5
1992	3	2	5	0	4	232	1B	.993	143	1211	126	9	1346	98
1993	1	2	3	0	1	253	1B	.992	157	1335	147	12	1494	118
1994	1	2	11	0	0	173	1B	.991	109	896	118	9	1023	83
1995	4	4	4	0	4	295	1B	.995	143	1234	109	7	1350	101
1996	2	1	8	0	0	291	1B	.990	154	1314	121	15	1450	133
1997	2	2	9	0	7	288	1B	.992	162	1318	121	11	1450	89
<b>ML Totals</b>	<b>13</b>	<b>13</b>	<b>40</b>	<b>0</b>	<b>16</b>	<b>1534</b>		<b>.992</b>	<b>878</b>	<b>7341</b>	<b>744</b>	<b>63</b>	<b>8148</b>	<b>627</b>

## KARROS' CAREER TRANSACTIONS

- Selected by Los Angeles in the sixth round of the June 1988 Free Agent Draft.

## KARROS' CAREER GAME HIGHS

<b>Most Hits:</b>	4 (6 times), last time April 13, 1997 at Pittsburgh
<b>Most RBI:</b>	6, Aug. 24, 1993 vs. Pittsburgh
<b>Most HR:</b>	2 (8 times), last time July 1, 1997 vs. Texas
<b>Most Stolen Bases:</b>	1 (31 times), last time September 17, 1997 vs. Florida
<b>Longest Hitting Streak:</b>	17 games, May 15-June 11, 1995
<b>Career Grand Slams:</b>	None

66

Paul  
Konerko

Infielder

**Height:** 6-3**Weight:** 211**Bats:** Right**Throws:** Right**Opening Day Age:** 22**Birth Date:** March 5, 1976**Birthplace:** Providence, RI**M.L. Service:** 27 days**How Obtained:** Dodgers' 1st round pick (1st selection) in the June 1994 Free Agent Draft**Contract Status:** Signed through 1998

## 1997 NOTES

- Named the Minor League Player of the Year by *Baseball America*, *Baseball Weekly* and *Howe Sportsdata* after batting .323 (156-for-483) with 37 home runs and 127 RBI in 130 games at Triple-A Albuquerque...also won the J.G. Taylor Spink Award as the top player in minor league baseball by Topps Co. and the National Association of Professional Baseball Leagues.
- Joined Mike Marshall (1981) as the only Dodgers to win *Baseball America's* Minor League Player of the Year award.
- Also won Pacific Coast League Most Valuable Player honors after leading the league in home runs and RBI, but fell short of the league Triple Crown by hitting "only" .323...also led the league with a .621 slugging percentage, was second with 97 runs scored and 64 extra-base hits and fourth with 156 hits and 64 walks...started 105 games at third base, 29 games at first base and one at second base.
- Was named the Dodgers' Minor League Player of the Year for the second consecutive season.
- His 37 home runs were the most by a Dodger minor leaguer since Billy Ashley also slugged 37 at Albuquerque in 1994...it's only the 10th time a Dodger minor leaguer slugged 37 or more home runs in a season.
- Batted .529 (9-for-17) with three home runs and six RBI in his first five games.

- Batted .401 in his first 53 games with the Dukes through May 28.
- Won back-to-back PCL Player of the Week awards from May 18-June 4 when he batted .458 (27-for-59) with eight doubles, a triple, six homers and 22 RBI.
- Homered in four straight games from June 15-18...batted .533 8-for-15) with five home runs and 12 RBI during that span.
- Slugged two homers, including a grand slam, and drove in six runs on June 18 against Colorado Springs.
- Batted .300 in June with 11 home runs and led all minor league players with 34 RBI...was second in the minors with 37 RBI in May.
- Batted .333 with 25 homers and 84 RBI in the first half of the season.
- Had a career-high eight RBI on July 17 at Colorado Springs...hit a grand slam and a three-run double to go along with a RBI single.
- Was the first player in professional baseball (including the major leagues) to reach the 100 RBI mark with his two RBI on July 21 vs. Vancouver...drove in six more runs with a single, double and home run the following night.
- Joined Wayne Kirby and Eddie Williams to hit back-to-back-to-back home runs in the sixth inning on July 27 at Edmonton.
- Had his contract purchased from Albuquerque on Sept. 2 when the rosters expanded...batted .143 (1-for-7) in six games.
- Made his major league debut on Sept. 8 against Florida and singled to right field as a pinch-hitter in the eighth inning off lefthander Dennis Cook for his first big league hit.
- Made his big league debut in the field when he went to first base in the eighth inning on Sept. 10 against Atlanta...went 0-for-1 in the game.
- Started his first game in the Dodgers' final contest of the season at third base on Sept. 28 at Colorado...went 0-for-3 with a walk.
- Combined for a .300 average, 92 home runs and 350 RBI in his four minor league seasons after the Dodgers selected him in the first round of the June 1994 Free Agent Draft.
- Leads all Dodger farmhands with 67 home runs over the past two seasons.
- Was No. 11 on Baseball America's Top 100 Prospects list before the season.
- Batted .254 with five doubles, five home runs and 22 RBI in 36 games for Azucareros in the Dominican Winter League.

## MINOR LEAGUE HIGHLIGHTS

### 1996:

- Voted the Dodgers' Minor League Player of the Year after batting .300 with 29 home runs and 86 RBI in 133 games at Double-A San Antonio...ranked fourth among Double-A first basemen in batting average despite being the youngest hitter at the Double-A level at age 20.
- Had a .429 average (6-for-14) with one homer and two RBI in four games after being promoted to Albuquerque.
- Led all Dodger minor leaguers with 30 home runs...tied for ninth among Double-A batters with 255 total bases and was 10th with a .543 slugging percentage.
- Averaged a home run every 16.21 at-bats, which ranked second-best in the Texas League...his 12 homers in June tied for the minor league lead.
- Was the first player to hit a ball over the 36-foot-high batter's eye behind the center field fence, which is 402 feet from home plate and consistently protected by fierce wind blowing in, at San Antonio's Nelson Wolff Municipal Stadium.
- Named the Texas League Player of the Week after batting .474 (9-for-19) with four homers and nine RBI from June 3-9...won again July 29-Aug. 4.
- Went 3-for-4 with a home run and three RBI for the West in a 9-2 win against the East in the Texas League All-Star Game on June 9.
- Slugged three homers in a 16-11 loss at Wichita on June 20.
- Batted .212 with three home runs and 22 RBI for Sun Cities in the Arizona Fall League.
- Named Best Power Prospect in the Texas League by *Baseball America*...was No. 42 on Baseball America's Top 100 Prospects list...named to the *Baseball America* Double-A All-Star Team.

**KONERKO** (Continued)

**1995:**

- Had a .277 average with 19 home runs and 77 RBI at Single-A San Bernardino.
- Hit safely in six straight games from May 3-9 (.500, 8-for-19).

**1994:**

- Named to the Northwest League All-Star Team after batting .288 with six home runs and 58 RBI in 67 games at Short Season-A Yakima during his first professional season.
- Voted the No. 2 prospect in the Northwest League by league managers after leading the league with 58 RBI.
- Won Player of the Week honors from July 31-Aug. 6.

**PERSONAL**

- Was the *Arizona Republic/Phoenix Gazette* Player of the Year after leading Scottsdale (AZ) Chaparral H.S. to the Class 5-A baseball championship in 1994.

**PROFESSIONAL RECORD**

YEAR	CLUB	AVG.	G	AB	R	H	2B	3B	HR	RBI	BB	SO	SB
1994	Yakima	.288	67	257	25	74	15	2	6	58	36	52	1
1995	San Bernardino	.277	118	448	77	124	21	1	19	77	59	88	3
1996	San Antonio	.300	133	470	78	141	23	2	29	86	72	85	1
	Albuquerque	.429	4	14	2	6	0	0	1	2	1	2	0
1997	Albuquerque	.323	130	483	97	156	31	1	37	127	64	61	2
	LOS ANGELES	.143	6	7	0	1	0	0	0	0	1	2	0
<b>ML Totals-1 year</b>		<b>.143</b>	<b>6</b>	<b>7</b>	<b>0</b>	<b>1</b>	<b>0</b>	<b>0</b>	<b>0</b>	<b>0</b>	<b>1</b>	<b>2</b>	<b>0</b>

**STATISTICAL BREAKDOWN**

	1997								CAREER				
	AVG.	G	AB	R	H	HR	RBI	AVG.	AB	H	HR	RBI	
<b>Totals</b>	.143	6	7	0	1	0	0	.143	7	1	0	0	
Atlanta	.000	1	1	0	0	0	0	.000	1	0	0	0	
Chicago	-	-	-	-	-	-	-	-	-	-	-	-	
Cincinnati	-	-	-	-	-	-	-	-	-	-	-	-	
Colorado	.000	2	4	0	0	0	0	.000	4	0	0	0	
Florida	1.000	1	1	0	1	0	0	1.000	1	1	0	0	
Houston	.000	1	1	0	0	0	0	.000	1	0	0	0	
Milwaukee	-	-	-	-	-	-	-	-	-	-	-	-	
Montreal	-	-	-	-	-	-	-	-	-	-	-	-	
New York	-	-	-	-	-	-	-	-	-	-	-	-	
Philadelphia	-	-	-	-	-	-	-	-	-	-	-	-	
Pittsburgh	-	-	-	-	-	-	-	-	-	-	-	-	
St. Louis	-	-	-	-	-	-	-	-	-	-	-	-	
San Diego	-	-	-	-	-	-	-	-	-	-	-	-	
San Francisco	.000	1	0	0	0	0	0	.000	0	0	0	0	
Anaheim	-	-	-	-	-	-	-	-	-	-	-	-	
Oakland	-	-	-	-	-	-	-	-	-	-	-	-	
Seattle	-	-	-	-	-	-	-	-	-	-	-	-	
Texas	-	-	-	-	-	-	-	-	-	-	-	-	
American League	-	-	-	-	-	-	-	-	-	-	-	-	
Before ASG	-	-	-	-	-	-	-	-	-	-	-	-	
After ASG	.143	6	7	0	1	0	0	.143	7	1	0	0	
April	-	-	-	-	-	-	-	-	-	-	-	-	
May	-	-	-	-	-	-	-	-	-	-	-	-	
June	-	-	-	-	-	-	-	-	-	-	-	-	
July	-	-	-	-	-	-	-	-	-	-	-	-	
August	-	-	-	-	-	-	-	-	-	-	-	-	
Sept./Oct.	.143	6	7	0	1	0	0	.143	7	1	0	0	
Pinch Hitting	.333	-	3	-	1	0	0	.333	3	1	0	0	
Longest Streak	-	-	-	-	-	-	-	-	-	-	-	-	
			1 game							1 game			
Home	.500	2	2	0	1	0	0	.500	2	1	0	0	
Away	.000	4	5	0	0	0	0	.000	5	0	0	0	
vs. Righthanders	.000	2	3	0	0	0	0	.000	3	0	0	0	
vs. Lefthanders	.250	4	4	0	1	0	0	.250	4	0	0	0	

## MISCELLANEOUS STATISTICS

Year	Batting Totals							POS	PCT	Fielding Totals					
	IBB	HB	SF	SH	CS	TB	G			PO	A	E	TC	DP	
1997	0	0	0	0	0	1	3B	.000	1	0	0	0	0	0	
<b>ML Totals</b>	<b>0</b>	<b>0</b>	<b>0</b>	<b>0</b>	<b>0</b>	<b>1</b>		<b>.000</b>	<b>1</b>	<b>0</b>	<b>0</b>	<b>0</b>	<b>0</b>	<b>0</b>	

## KONERKO'S CAREER TRANSACTIONS

- Selected by Los Angeles in the first round (first selection) of the June 1994 Free Agent Draft.

## KONERKO'S CAREER GAME HIGHS

Most Hits:	1, Sept. 8, 1997 vs. Florida
Most RBI:	None
Most HR:	None
Most Stolen Bases:	None
Longest Hitting Streak:	None
Career Grand Slams:	None

49

## Frank Lankford

*Right-Handed Pitcher*

**Height:** 6-2      **Weight:** 190  
**Bats:** Right      **Throws:** Right  
**Opening Day Age:** 27  
**Birth Date:** March 26, 1971  
**Birthplace:** Atlanta, GA  
**M.L. Service:** None  
**How Obtained:** Acquired in the Major League Rule 5 Draft on Dec. 15, 1997  
**Contract Status:** Signed through 1998



## 1997 NOTES

- Had a combined 11-6 record and 2.78 ERA in 26 games (24 starts) for Double-A Norwich and Triple-A Columbus in the New York Yankees' organization...went 10-6 with a 2.87 ERA in 24 starts and 1-0 with a 0.00 ERA in two relief appearances.
- In the Yankees' minor league system, ranked second with a combined 2.78 ERA, tied for fourth with 11 wins and was seventh with 162.0 innings.
- Started the season at Norwich and went 3-0 in his final four starts from May 24-June 8 until being promoted to Columbus on June 12.
- Won four of his last five starts, including a complete game shutout vs. Syracuse on Aug. 23.
- Gave up only two runs in his last 24.1 innings pitched at Columbus.
- Led all Columbus starters in ERA...also led all Norwich pitchers with at least 10 starts in ERA.
- Allowed just two walks in his first 29.0 innings and one in his last 31.1 innings...gave up only five home runs during the season, one every 32.0 innings.

## MINOR LEAGUE HIGHLIGHTS

## 1996:

- Was 7-8 with four saves and a 2.66 ERA in 61 appearances for Norwich.
- Led the club and was second among Yankee farmhands in appearances.

**LANKFORD** (Continued)**1995:**

- Went 4-6 with 15 saves and a 2.59 ERA in 55 relief appearances at Single-A Tampa.
- Was second on the club in saves and appearances...ranked sixth in saves and third in appearances among Yankee minor leaguers.

**1994:**

- Was 7-6 with seven saves and a 2.95 ERA in 54 games at Single-A Greensboro...ranked third in games and tied for sixth in saves among Yankee minor leaguers.

**1993:**

- Went 4-5 with a 3.34 ERA in 16 games for Single-A Oneonta in his first professional season...had a three to one strikeout to walk ratio.

**PERSONAL**

- Attended the University of Virginia after graduating from Westminister (GA) H.S., where he played baseball, basketball and football.

**PROFESSIONAL RECORD**

YEAR	CLUB	W-L	ERA	G	GS	CG	SHO	SV	IP	H	R	ER	BB	SO
1993	Oneonta	4-5	3.34	16	7	0	0	0	64.2	60	41	24	22	61
1994	Greensboro	7-6	2.95	54	0	0	0	7	82.1	79	37	27	18	74
1995	Tampa	4-6	2.59	55	0	0	0	15	73.0	64	29	21	22	58
1996	Norwich	7-8	2.66	61	0	0	0	4	88.0	82	42	26	40	61
1997	Norwich	4-2	2.90	11	11	2	0	0	68.1	58	28	22	15	39
	Columbus	7-4	2.69	15	13	1	1	0	93.2	84	33	28	22	40
<b>Totals-5 years</b>		<b>33-34</b>	<b>2.83</b>	<b>212</b>	<b>31</b>	<b>3</b>	<b>1</b>	<b>26</b>	<b>470.0</b>	<b>427</b>	<b>210</b>	<b>148</b>	<b>139</b>	<b>333</b>

**LANKFORD'S CAREER TRANSACTIONS**

- Selected by the New York Yankees in the 17th round of the June 1993 Free Agent Draft.
- Acquired by Los Angeles in the Rule 5 Draft from the New York Yankees on Dec. 15, 1997.

**64****Paul  
LoDuca***Catcher***Height:** 5-10**Weight:** 185**Bats:** Right**Throws:** Right**Opening Day Age:** 25**Birth Date:** April 12, 1972**Birthplace:** Brooklyn, NY**M.L. Service:** None**How Obtained:** Dodgers' 25th round pick (24th selection) in the June 1993 Free Agent Draft**Contract Status:** Signed through 1998**1997 NOTES**

- Batted .327 with seven home runs and 69 RBI in 105 games for Double-A Texas League Champion San Antonio...has batted over .300 in four of his five professional seasons.
- Finished fifth in the Texas League with a .399 on-base percentage and eighth in batting average.
- Was the hardest batter to strike out in the Texas League...struck out once every 16.4 at-bats.
- Hit safely in 19 straight games from May 24-June 10...batted .423 (30-for-71) with two homer and 16 RBI during that span to raise his average from .319 to .358.

- Hit safely in 12 straight from Aug. 14-26...batted .432 (19-for-44) with four doubles, one homer and seven RBI during that span to raise his average from .310 to .324.
- Went 0-for-4 with one RBI in the Hall of Fame game against San Diego on Aug. 4 in Cooperstown, NY.
- Batted .363 with 35 runs scored, 14 doubles, 15 RBI and two stolen bases for the Arizona Fall League Champion Peoria managed by Mike Scioscia...had a .364 average with two RBI in the playoffs...was named the league's top catching prospect by coaches and managers.

#### MINOR LEAGUE HIGHLIGHTS

##### 1996:

- Batted .305 with three home runs and 66 RBI at Single-A Vero Beach ...was named to the Florida State League All-Star Team after leading the league with a .400 on-base percentage.
- His .305 average was third-best among Single-A catchers and fourth-best among full-season minor league catchers.
- Named Best Defensive Catcher in the Florida State League by *Baseball America*.
- Earned second-team honors after batting .320 with one home run and 13 RBI for Sun Cities in the Arizona Fall League...was 15-for-37 (.405) over the last two weeks of the AFL season.

##### 1995:

- Had a .246 average with one home run and eight RBI in only 61 games at San Antonio.

##### 1994:

- Batted .310 with six home runs, 68 RBI and 32 doubles in 123 games at Single-A Bakersfield.

##### 1993:

- Batted .313 with six doubles and 13 RBI in 39 games for Vero Beach in his first professional season.

#### COLLEGE/AMATEUR HIGHLIGHTS

- Was a First-Team All-America and All-Pac-10 selection at Arizona State in 1993 after batting .446 with 14 home runs and 88 RBI to lead the Sun Devils to the College World Series.

#### PERSONAL

- Graduated from Apollo H.S. in Phoenix, AZ.

#### PROFESSIONAL RECORD

YEAR	CLUB	AVG.	G	AB	R	H	2B	3B	HR	RBI	BB	SO	SB
1993	Vero Beach	.313	39	134	17	42	6	0	0	13	13	22	0
1994	Bakersfield	.310	123	455	65	141	32	1	6	68	52	49	16
1995	San Antonio	.246	61	199	27	49	8	0	1	8	26	25	5
1996	Vero Beach	.305	124	439	54	134	22	0	3	66	70	38	8
1997	San Antonio	.327	105	385	63	126	28	2	7	69	46	27	16
Totals-5 years		.305	452	1612	226	492	96	3	17	224	207	161	45

#### LoDUCA'S CAREER TRANSACTIONS

- Selected by Los Angeles in the 25th round (24th selection) of the June 1993 Free Agent Draft.

# 40 Matt Luke

*Outfielder*

**Height:** 6-5      **Weight:** 220  
**Bats:** Left      **Throws:** Left  
**Opening Day Age:** 27  
**Birth Date:** Feb. 26, 1971  
**Birthplace:** Long Beach, CA  
**M.L. Service:** 5 days  
**How Obtained:** Claimed on waivers  
 from the New York Yankees on Sept.  
 25, 1997  
**Contract Status:** Signed through 1998



## 1997 NOTES

- Batted .228 with eight home runs and 45 RBI in 87 games at Triple-A Columbus in the New York Yankees' organization.
- Had three five-game hitting streaks; June 3-7, June 17-30 and July 28-Aug. 1.
- Slugged a three-run home run with two outs in the bottom of the ninth inning to win the game 5-3 vs. Pawtucket on June 19.
- Had two errors in 63 games in the outfield and two errors in 18 games at first base...led the club with eight outfield assists.

## MAJOR LEAGUE HIGHLIGHTS

### 1996:

- Started the season with the Yankees and made his major league debut as a pinch runner on April 3 at Cleveland...was in the lineup on April 4 at Cleveland but the game was snowed out and he was sent back to Triple-A Columbus.
- Suffered a rib cage injury in batting practice on Opening Day with Columbus that sidelined him until June 5.
- Batted .280 with 19 home runs and 70 RBI in 74 games at Columbus...tied for fifth among Yankee farmhands in home runs, RBI and batting average.
- Slugged two grand slams during the season; on July 16 and Aug. 30.

## MINOR LEAGUE HIGHLIGHTS

### 1995:

- Hit a combined .267 with 11 home runs and 65 RBI with Double-A Norwich and Columbus.
- Among Yankee minor leaguers, ranked sixth in RBI, eighth in hits (118), tied for 10th in homers and 12th in games (118).
- Promoted to Columbus on Aug. 6 and went 4-for-4 in the first game of a doubleheader that night.

### 1994:

- Hit a combined .295 with 24 home runs and 82 RBI at Double-A Albany and Single-A Tampa.
- Stole 10 bases in 15 attempts.
- Among Yankee minor leaguers, ranked fourth in batting average and fifth in home runs, RBI, runs (86) and hits (135).
- Named Florida State League Player of the Week from June 6-12.
- Committed eight errors in 116 games in the outfield and 26 games at first base.
- Batted .228 with two home runs, 17 RBI and seven stolen bases for Chandler in the Arizona Fall League following the season.

**1993:**

- Named to the South Atlantic League All-Star team after hitting .286 with 26 home runs, 91 RBI and 11 stolen bases at Single-A Greensboro.
- Led the league with 157 hits, 63 extra-base hits, 549 at-bats and 267 total bases...ranked second in the league with 37 doubles, was tied for second in homers, was third with a .486 slugging percentage and fifth in RBI...also led league outfielders with a .987 fielding percentage.
- Led Yankee minor leaguers in hits, doubles and at-bats and tied for the organization lead in RBI.
- Collected five hits and hit for the cycle on May 22 vs. Asheville...also had five hits on July 23 vs. Capital City.
- Named Topps' Single-A Player of the Month in July.

**1992:**

- Hit .247 with two home runs, 34 RBI and four stolen bases in his first professional season at Single-A Oneonta.
- Led the New York-Penn League and ranked fifth in the Yankees' minor league system with seven triples.
- Played 43 games in the outfield and 22 at first base.

**PERSONAL**

- He and his wife, Tara, reside in Huntington Beach, CA.
- Graduated from El Dorado (CA) H.S., where he played baseball, basketball and football.
- Was a two-time All-Pac-10 selection at the University of California ...had a three-homer game for the Bears in the 1992 regional tournament.

**PROFESSIONAL RECORD**

YEAR	CLUB	AVG.	G	AB	R	H	2B	3B	HR	RBI	BB	SO	SB
1992	Oneonta	.247	69	271	30	67	12	7	2	34	19	32	4
1993	Greensboro	.286	135	549	83	157	37	5	21	91	47	79	11
1994	Tampa	.306	57	222	62	68	11	2	16	42	28	27	4
	Albany	.284	63	236	34	67	11	2	8	40	28	50	6
1995	Columbus	.299	23	77	11	23	4	1	3	12	2	12	1
	Norwich	.260	93	365	48	95	17	5	8	53	20	68	5
1996	Tampa	.286	2	7	1	2	0	0	0	1	1	1	0
	Columbus	.280	74	264	46	74	14	2	19	70	17	52	1
	NEW YORK (AL)	.000	1	0	1	0	0	0	0	0	0	0	0
1997	Columbus	.228	87	337	42	77	19	3	8	45	29	64	0
ML Totals-1 year		.000	1	0	1	0	0	0	0	0	0	0	0

**DODGER HOME FIELDS**

The Dodgers have called seven different stadiums home since 1890:

Washington Park	1890
Eastern Park	1891-1897
Washington Park (across from first Washington Park)	1898-1912
Ebbets Field	1913-1957
Roosevelt Stadium	1956-1957
Los Angeles Memorial Coliseum	1958-1961
Dodger Stadium	1962-present

LUKE (Continued)

	STATISTICAL BREAKDOWN							CAREER					
	1997												
	AVG.	G	AB	R	H	HR	RBI	AVG.	AB	H	HR	RBI	
<b>Totals</b>	—	—	—	—	—	—	—	.000	1	0	0	0	
Atlanta	—	—	—	—	—	—	—	—	—	—	—	—	
Chicago	—	—	—	—	—	—	—	—	—	—	—	—	
Cincinnati	—	—	—	—	—	—	—	—	—	—	—	—	
Colorado	—	—	—	—	—	—	—	—	—	—	—	—	
Florida	—	—	—	—	—	—	—	—	—	—	—	—	
Houston	—	—	—	—	—	—	—	—	—	—	—	—	
Milwaukee	—	—	—	—	—	—	—	—	—	—	—	—	
Montreal	—	—	—	—	—	—	—	—	—	—	—	—	
New York	—	—	—	—	—	—	—	—	—	—	—	—	
Philadelphia	—	—	—	—	—	—	—	—	—	—	—	—	
Pittsburgh	—	—	—	—	—	—	—	—	—	—	—	—	
St. Louis	—	—	—	—	—	—	—	—	—	—	—	—	
San Diego	—	—	—	—	—	—	—	—	—	—	—	—	
San Francisco	—	—	—	—	—	—	—	—	—	—	—	—	
Anaheim	—	—	—	—	—	—	—	—	—	—	—	—	
Oakland	—	—	—	—	—	—	—	—	—	—	—	—	
Seattle	—	—	—	—	—	—	—	—	—	—	—	—	
Texas	—	—	—	—	—	—	—	—	—	—	—	—	
American League	—	—	—	—	—	—	—	.000	1	0	0	0	
Before ASG	—	—	—	—	—	—	—	.000	1	0	0	0	
After ASG	—	—	—	—	—	—	—	—	—	—	—	—	
April	—	—	—	—	—	—	—	.000	1	0	0	0	
May	—	—	—	—	—	—	—	—	—	—	—	—	
June	—	—	—	—	—	—	—	—	—	—	—	—	
July	—	—	—	—	—	—	—	—	—	—	—	—	
August	—	—	—	—	—	—	—	—	—	—	—	—	
Sept./Oct.	—	—	—	—	—	—	—	—	—	—	—	—	
Pinch Hitting	—	—	—	—	—	—	—	—	—	—	—	—	
Longest Streak	—	—	None					—	None				
Home	—	—	—	—	—	—	—	—	—	—	—	—	
Away	—	—	—	—	—	—	—	.000	1	0	0	0	
vs. Righthanders	—	—	—	—	—	—	—	.000	1	0	0	0	
vs. Lefthanders	—	—	—	—	—	—	—	—	—	—	—	—	

MISCELLANEOUS STATISTICS

Year	Batting Totals							Fielding Totals						
	IBB	HB	SF	SH	CS	TB	POS	PCT	G	PO	A	E	TC	DP
1996	0	0	0	0	0	0	—	—	—	—	—	—	—	—
<b>ML Totals</b>	<b>0</b>	<b>0</b>	<b>0</b>	<b>0</b>	<b>0</b>	<b>0</b>	—	—	—	—	—	—	—	—

LUKE'S CAREER TRANSACTIONS

- Selected by the New York Yankees in the eighth round of the June 1992 Free Agent Draft.
- Claimed on waivers by Los Angeles from the New York Yankees on Sept. 25, 1997.

LUKE'S CAREER AND GAME HIGHS

Most Hits:	None
Most RBI:	None
Most HR:	None
Most Stolen Bases:	None
Longest Hitting Streak:	None
Career Grand Slams:	None

48

# Ramon Martinez

*Right-Handed Pitcher*

**Height:** 6-4      **Weight:** 184  
**Bats:** Both      **Throws:** Right  
**Opening Day Age:** 30  
**Birth Date:** March 22, 1968  
**Birthplace:** Santo Domingo, DR  
**M.L. Service:** 8 years and 133 days  
**How Obtained:** Signed by Los Angeles  
as a free agent on September 1, 1984  
**Contract Status:** Signed through 1998



## 1997 NOTES

- Was 10-5 with a 3.64 ERA in 22 starts for the Dodgers...gave up 54 earned runs on 123 hits over 133.2 innings while walking 68 and striking out 120.
- Has won 10 or more games in five consecutive seasons (1993-97) and in seven of his 10 big league seasons.
- His 133.2 innings pitched were the fewest of his career since splitting the 1988 and '89 seasons between Triple-A Albuquerque and Los Angeles.
- Missed 10 starts and 51 games after being placed on the disabled list on June 23 (retroactive to June 15) with a partial tear in his right rotator cuff...was 0-1 with a 1.15 ERA when he allowed two earned runs in 15.2 innings in four rehabilitation starts at San Bernardino before being reinstated on Aug. 20.
- Won a team-best six-consecutive decisions over eight starts from May 24-Sept. 5...posted a 3.06 ERA during that span after allowing 17 earned runs in 50.0 innings.
- Earned his 116th career win on Sept. 27 at Colorado, passing Bob Welch for seventh place on the L.A. Dodger career wins list...needs 18 more victories to tie Orel Hershiser for sixth place with 134 wins.
- Struck out Delino DeShields in the first inning on May 30 at St. Louis to pass Claude Osteen for seventh place on the L.A. Dodgers all-time strikeouts list...finished the season with 1,223 career strikeouts...needs 69 more strikeouts to tie Bob Welch for sixth on the list with 1,292 strikeouts.
- Also ranks ninth in Los Angeles history with 247 career starts and 1,630.0 innings pitched.
- Held the opposition to two earned runs or less in 14 of his 22 starts and one run or less in nine starts...has allowed two earned runs or less in 134 of his 247 career starts (54 percent).
- The Dodgers were 15-7 in his 22 starts, including winning 13 of his first 18 starts.
- Made his fourth Opening Day start for the Dodgers on April 1 against Philadelphia...suffered the loss in the 3-0 defeat after allowing two runs in 5.0 innings...is now 2-2 with a 4.58 ERA (10 ER/19.2 IP) in his four Opening Day starts (1992, '95-97).
- Won his first game of the season after pitching 7.0 shutout innings on April 11 in the Dodgers' 7-1 win at Pittsburgh.
- Pitched his only complete game of the season and 36th of his career when he held the Braves to two earned runs on three hits on May 24 in the Dodgers' 10-3 win at Dodger Stadium.
- Went 6-3 with a 3.42 ERA (36 ER/94.2 IP) in 15 games before being placed on the disabled list on June 23...was 4-2 with a 4.15 ERA (18 ER/39.0 IP) in seven starts after being reinstated.

**MARTINEZ** (Continued)

- Allowed first inning runs just six times and had a 2.86 ERA (21 ER/66.0 IP) in his first three innings, a 5.34 ERA (33 ER/55.2 IP) in the middle three frames and did not allow a run in 12.0 innings pitched after the seventh inning.
- Struck out a season high nine batters three times; April 23 vs. St. Louis, June 4 vs. San Francisco and June 9 vs. Houston...has now fanned nine or more batters in a game 25 times in his career.
- Has failed to fan a batter in just four of his 245 starts, the last time being July 16, 1995 vs. Philadelphia.

**MAJOR LEAGUE HIGHLIGHTS****1996:**

- Went 15-6 with a 3.42 ERA and finished the season with a seven-game winning streak after Aug. 12...didn't suffer a loss in his last 10 starts after losing on Aug. 7 at Pittsburgh.
- Started the season with a career-high 10-game winning streak dating back to Aug. 3, 1995...the win streak ended on May 31.
- Allowed one run on three hits in a no-decision Game One of the N.L. Division Series against Atlanta.
- Went 9-1 with a 2.81 ERA (80.0 IP/25 ER) in 13 games following a Dodger loss.
- Went on the 15-day disabled list from April 6-May 14 after suffering a strained groin attempting to field a ground ball on April 6 at Chicago...earned the win in his first start back on May 14 vs. Montreal...also missed a start on June 6 vs. Pittsburgh because of the flu.
- Struck out Scott Servais in the fourth inning on June 18 at Chicago for his 1,000th career strikeout.
- Pitched his first complete game shutout of the season and the 36th of his career on June 22 vs. Houston, his first since Aug. 23, 1995 at Montreal...pitched his second complete game shutout on Sept. 19 at San Diego.
- Notched his 50th career win at home on July 31 vs. Florida, after allowing just four hits and shutting out the Marlins in 7.0-plus innings.
- Suffered the loss after pitching 4.0 innings of relief in an 18-inning game vs. Atlanta on Aug. 3...it was his first relief appearance since Oct. 2, 1988 vs. San Francisco and the fourth relief appearance of his career.
- Earned his 100th career victory on Aug. 12 at Cincinnati, allowing just four hits and two runs in 7.1 innings.
- Faced brother Pedro Martínez on Aug. 29 at Montreal for the first time...earned the win after allowing just one run on three hits in 8.0 innings and fanned seven...Pedro allowed two runs and struck out a then career-high 12 batters...they became the sixth brother combination in major league history to face one another, and the first since Philadelphia's Mike Maddux and Atlanta's Greg Maddux on July 31, 1988...others are Joe and Phil Niekro on nine occasions, Jessie and Virgil Barnes on five occasions, the Greg and Mike Maddux twice, Gaylord and Jim Perry once, and Pat and Tom Underwood once.
- Fanned a season-high 12 batters on Sept. 19 at San Diego.
- Surrendered a season-low two hits vs. San Francisco on Sept. 24...allowed seven hits or less in 23 of his 27 games...had three games with three or fewer hits allowed...has seven career three-hitters and 16 four-hitters.
- The opposition batted just .248 against him.
- Was 8-3 with a 3.09 ERA (29 ER/84.1 IP) at Dodger Stadium...won 13 of his last 15 home decisions.

**1995:**

- Went 17-7 with a 3.66 ERA in 30 starts and led the staff with 206.1 innings pitched...ranked third in the N.L. in innings pitched and wins, was fourth with a .708 winning percentage, sixth with a .231 opponents batting average and fifth with four complete games.
- Pitched his first career no-hitter and the only one in the major leagues in 1995 against Florida on July 14...had a perfect game until he walked Tommy Gregg on 3-2 pitch in the eighth inning...was the sixth no-hitter in Los Angeles history and 19th in franchise history...was the first Dodger to throw a no-hitter since Kevin Gross on Aug. 17, 1992 vs. San Francisco.

- Was named the N.L. Player of the Week from July 10-16 after throwing the no-hitter.
- Struck out a season-high 11 batters on May 5 at Colorado.
- Was 4-0 with a 1.62 ERA (39.0 IP/7 ER) from July 8-29.
- Finished the season with a six-game winning streak after Aug. 13 ...posted a 2.74 ERA (65.2 IP/20 ER) in nine starts during that stretch.
- Suffered the loss after giving up seven runs on 10 hits in 4.1 innings in Game One of the Division Series against Cincinnati at Dodger Stadium.
- Batted .172, second on the Dodgers' pitching staff behind Kevin Tapani with a .176 average...led Dodger pitchers in with 11 hits, 35 total bases, four doubles, 13 sacrifice hits and four RBI.
- Went 9-1 with a 2.66 ERA (111.2 IP/33 ER) after the All-Star break.
- Went 8-5 with a 3.57 ERA (47 ER/118.1 IP) in 17 games at Dodger Stadium and 9-2 with a 3.78 ERA (37 ER/88.0 IP) in 13 starts on the road.
- Posted a 13-3 record and 3.17 ERA (145.0 IP/51 ER) at night and a 4-4 record and 4.84 ERA (61.1 IP/33 ER) during the day.
- Held righthanders to a .215 average and .264 on-base percentage.
- Fanned five or more in 16 of his 30 starts...allowed two runs or less in 18 of 30 starts...the Dodgers won 19 of his 30 starts, including five straight from July 8-29.

**1994:**

- Went 12-7 with a 3.97 ERA, four complete games and three shutouts in 24 starts during the strike-shortened season.
- Led the N.L. with three shutouts, ranked fourth in complete games and sixth in wins and innings pitched (170.0).
- Threw a total of 2,626 pitches (sixth in the N.L.) for an average of 109.4 pitches per start (third highest in the N.L.).
- Selected as the Dodgers' Pitcher of the Year by the local BBWAA chapter.
- The Dodgers were 15-9 in his 24 starts, including nine straight wins from April 30-June 13.
- Struck out a season-high 10 batters in his first game of the season against Florida at Dodger Stadium.
- Won a team-high six straight decisions from May 5-June 13...had a 2.80 ERA (20 ER/64.1 IP) during that span.
- Pitched shutouts on June 1 vs. St. Louis, June 7 at Florida and in his final start of the season on Aug. 11 at Cincinnati.
- Led the pitching staff with a .273 batting average (18-for-66), three doubles and three RBI...had a five-game hitting streak from May 21-June 13...collected at least one hit in 13 of his 24 starts.

**1993:**

- Compiled a 10-12 record with a 3.44 ERA in 32 games...fell one start shy of matching his career-best total in 1990 and '91.
- Pitched four complete games and three shutouts...ranked second in the N.L. in shutouts.
- Allowed two earned runs or less in 17 of 32 starts (53 percent).
- Hurlled his second career two-hitter and 12th career shutout when he defeated Houston on June 21 at Dodger Stadium.
- Won a season-high three straight games from May 23-June 4 and again from June 21-July 15.
- Handled all 59 fielding chances flawlessly for a 1.000 fielding percentage.
- Participated in the Dodgers' Friendship Series in Taipei, Taiwan and Fukuoka, Japan from Oct. 28-Nov. 4.

**1992:**

- Posted an 8-11 record with a career-high 4.00 ERA in 25 games including one complete game and one shutout...his season was cut short after missing all of September with tenderness in his right elbow.
- Suffered the loss on April 6 vs. San Francisco in his first Opening Day assignment.
- Missed his start on June 20 at Houston with a sore left hip...earned the win to snap a three-game losing streak on June 25 against Houston but had to leave after pitching 6.0 innings.
- Collected two hits on April 28 vs. the Cardinals...batted .120 for the season with two RBI.

**MARTINEZ** (Continued)**1991:**

- Went 12-3 with a 2.54 ERA in 17 starts after earning his second straight All-Star appearance...did not play for the N.L. in the All-Star Game at Toronto after suffering a strained left hip on July 7.
- Ranked fourth in the N.L. with 17 wins, ranked fourth in shutouts, tied for fifth in complete games with six and tied for ninth with 150 strikeouts.
- Had a career-high seven-game win streak from April 21-May 24.
- Had to leave the game on Aug. 20 vs. San Diego after he was hit in the right bicep by a line drive after 5.0 innings pitched...went 2-5 with a 4.50 ERA after the injury.
- Hit his first major league homer off Atlanta's Tom Glavine on Sept. 22.

**1990:**

- Posted a 20-6 record and 2.92 ERA over 33 starts in his first full major league season...finished second with 70 points behind Pittsburgh's Doug Drabek in N.L. Cy Young Award balloting.
- At age 22, became the youngest Dodger to win 20 games since Ralph Branca won 21 games for the Brooklyn Dodgers in 1947 at age 21 ...became just the fifth Dodger to win 20 or more games in one of his first two big league seasons...Brickyard Kennedy won 26 in 1893, Joseph McGinnity won 29 in 1900, Henry Schmidt won 21 in 1903 and Jeff Pfeffer won 23 in 1914.
- Led the majors with 12 complete games and led the N.L. with 3,802 pitches thrown...also was second in the N.L. with a .769 winning percentage, tied for second in strikeouts (223), wins (20) and shutouts (3), third in innings pitched (234.1), opponents batting average (.221) and strikeouts per 9.0 innings (8.6)...ranked seventh in ERA...his strikeout total tied Dwight Gooden for the third best total in the majors behind Nolan Ryan (232) and David Cone (233).
- Tied a club record after striking out 18 in a three-hit shutout against Atlanta on June 4...struck out 11 of the first 13 batters he faced...holds the record with Sandy Koufax, who fanned 18 on two occasions; on Aug. 31, 1959 vs. San Francisco and on April 24, 1962 at Chicago.
- Was named N.L. Player of the Month after going 4-0 with a 1.76 ERA in June.
- Was named to the N.L. All-Star team for the first time...pitched 1.0 inning in the mid-summer classic at Wrigley Field.
- Recorded his 20th win after going the distance in his final start of the season on Oct. 1 against San Diego.
- The Dodgers averaged 5.4 runs in each of his starts, sixth best in the N.L.
- Was a member of the major league All-Star team that toured Japan in November and December.

**1989:**

- Went 6-4 with a 3.19 ERA and two complete game shutouts in 15 starts for the Dodgers after splitting the season between Los Angeles and Albuquerque...was 10-2 with a 2.79 ERA in 18 starts for the Dukes.
- Hurlled his first career shutout in a complete game in his season debut on June 5 at Atlanta...was optioned back to Triple-A Albuquerque the following day.
- Collected his first major league hit off the Pirates' Don Robinson in the third inning on July 22 at Pittsburgh.
- Started and earned the win for the N.L. in the Triple-A All-Star Game on June 12 at Columbus, Ohio...allowed one run in 3.0 innings pitched.
- Named one of the Top 10 Prospects in the Pacific Coast League by *Baseball America*.
- Compiled a 48-22 record over 112 games in five minor league seasons.

**1988:**

- Went 1-3 with a 3.78 ERA in nine games (six starts) for the Dodgers after splitting the season with Los Angeles, Albuquerque and Double-A San Antonio...was 5-2 with a 2.76 ERA in 10 starts with the Dukes and 8-4 with a 2.46 ERA in 14 starts with the Missions.
- Was recalled from Albuquerque on Aug. 12 and made his major league debut the following day against San Francisco...allowed four hits and struck out five over 7.2 innings in a no-decision.

- Recorded his first major league win after pitching 7.0 innings on Aug. 29 at Montreal.
- Started the season at San Antonio and was voted the top prospect in the Texas League by league managers.
- Named the second-best prospect in the minor leagues by *Baseball America* behind San Diego's Sandy Alomar, Jr.

### MINOR LEAGUE HIGHLIGHTS

#### 1987:

- Went 16-5 with a 2.17 ERA in 25 starts at Single-A Vero Beach...was voted the No. 1 major league prospect by Florida State League managers.

### PERSONAL

- He and his wife, Doris, were married on Jan. 16, 1993 and reside in the Dominican Republic with their two daughters, Doranni (born Aug. 7, 1994) and Kisha (born June 20, 1996).
- His brother Pedro won the 1997 N.L. Cy Young Award and now pitches for Boston...his other brother Jesus pitches for Florida...all three were signed and developed in the Dodgers' minor league system.
- Was a member of the Dominican Republic national baseball team that participated in the 1984 Olympic Games at Dodger Stadium.
- Attended Liceo Secundaria Las Americas High School.
- Was signed by Ralph Avila and Eleodoro Arias.

### CAREER RECORD

YEAR	CLUB	W-L	ERA	G	GS	CG	SHO	SV	IP	H	R	ER	BB	SO
1985	Bradenton	4-1	2.59	23	6	0	0	1	59.0	57	30	17	23	42
1986	Bakersfield	4-8	4.75	20	20	2	1	0	106.0	119	73	56	63	78
1987	Vero Beach	16-5	2.17	25	25	6	1	0	170.1	128	45	41	78	148
1988	San Antonio	8-4	2.46	14	14	2	1	0	95.0	79	29	26	34	89
	Albuquerque	5-2	2.76	10	10	1	1	0	58.2	43	24	18	32	49
1989	LOS ANGELES	1-3	3.78	9	6	0	0	0	35.2	27	17	15	22	23
	Albuquerque	10-2	2.79	18	18	2	1	0	113.0	92	40	35	50	127
1990	LOS ANGELES	6-4	3.19	15	15	2	2	0	98.2	79	39	35	41	89
	LOS ANGELES	20-6	2.92	33	33	12	3	0	234.1	191	89	76	67	223
1991	LOS ANGELES	17-13	3.27	33	33	6	4	0	220.1	190	89	80	69	150
1992	LOS ANGELES	8-11	4.00	25	25	1	1	0	150.2	141	82	67	69	101
1993	LOS ANGELES	10-12	3.44	32	32	4	3	0	211.2	202	88	81	104	127
1994	LOS ANGELES	12-7	3.97	24	24	4	3	0	170.0	160	83	75	56	119
1995	LOS ANGELES	17-7	3.66	30	30	4	2	0	206.1	176	95	84	81	138
1996	LOS ANGELES	15-6	3.42	28	27	2	2	0	168.2	153	76	64	86	133
	San Antonio	0-0	0.00	1	1	0	0	0	2.2	0	0	0	3	1
	Vero Beach	1-0	0.00	1	1	0	0	0	7.0	5	1	0	0	10
1997	LOS ANGELES	10-5	3.64	22	22	1	0	0	133.2	123	64	54	68	120
	San Bernardino	0-1	1.15	4	4	0	0	0	15.2	10	2	2	4	16
<b>ML Totals-9 years</b>		<b>116-74</b>	<b>3.48</b>	<b>251</b>	<b>247</b>	<b>36</b>	<b>20</b>	<b>0</b>	<b>1630.0</b>	<b>1442</b>	<b>722</b>	<b>631</b>	<b>663</b>	<b>1223</b>

### YOUNGEST DODGER STARTING PITCHERS

Dennis Reyes and Ramon Martínez rank among the six youngest starting pitchers in Los Angeles Dodgers history:

Player	Year	Age
Joe Moeller	1962	19 years, 2 months
Dick Calmus	1963	19 years, 7 months
Mike Kekich	1965	20 years, 2 months
<b>Dennis Reyes</b>	<b>1997</b>	<b>20 years, 85 days</b>
Rick Sutcliffe	1976	20 years, 101 days
<b>Ramon Martínez</b>	<b>1988</b>	<b>20 years, 4 months</b>

# Los Angeles Dodgers 1998 Media Guide

188

## MARTINEZ (Continued)

### DIVISION SERIES RECORD

YEAR	CLUB VS. OPP.	W-L	ERA	G	GS	CG	SHO	SV	IP	H	R	ER	BB	SO
1995	LA vs. Cin.	0-1	14.54	1	1	0	0	0	4.1	10	7	7	2	3
1996	LA vs. Atl	0-0	1.13	1	1	0	0	0	8.0	3	1	1	3	6
<b>Division Series Totals</b>		<b>0-1</b>	<b>5.84</b>	<b>2</b>	<b>2</b>	<b>0</b>	<b>0</b>	<b>0</b>	<b>12.1</b>	<b>13</b>	<b>8</b>	<b>8</b>	<b>5</b>	<b>9</b>

### ALL-STAR GAME RECORD

Year	Club, Site	W-L	ERA	G	GS	CG	SHO	SV	IP	H	R	ER	BB	SO
1990	L.A., Chi. (NL)	0-0	0.00	1	0	0	0	0	1.0	0	0	0	2	1
1991	L.A., Tor.	(selected but did not play)												
<b>ASG Totals</b>		<b>0-0</b>	<b>0.00</b>	<b>1</b>	<b>0</b>	<b>0</b>	<b>0</b>	<b>0</b>	<b>1.0</b>	<b>0</b>	<b>0</b>	<b>0</b>	<b>2</b>	<b>1</b>

### STATISTICAL BREAKDOWN

	1997								CAREER				
	W-L	SV	ERA	G	IP	H	ER	W-L	SV	ERA	IP	ER	
<b>Totals</b>	10-5	0	3.64	22	133.2	123	54	116-74	0	3.48	1630.0	631	
Atlanta	1-2	0	6.27	3	18.2	20	13	11-10	0	3.23	145.0	52	
Chicago	0-0	0	4.76	2	11.1	13	6	7-2	0	4.00	108.0	48	
Cincinnati	1-0	0	2.25	1	8.0	6	2	13-5	0	3.71	140.2	58	
Colorado	1-1	0	4.97	2	12.2	11	7	6-6	0	5.27	83.2	49	
Florida	1-0	0	7.20	1	5.0	5	4	6-1	0	2.21	53.0	13	
Houston	2-0	0	2.03	2	13.1	17	3	11-3	0	3.11	142.0	49	
Milwaukee	-	-	-	-	-	-	-	-	-	-	-	-	
Montreal	0-1	0	3.00	1	6.0	5	2	11-8	0	3.30	144.2	53	
New York	-	-	-	-	-	-	-	7-7	0	4.25	133.1	63	
Philadelphia	0-1	0	3.60	1	5.0	5	2	6-9	0	4.08	125.2	57	
Pittsburgh	2-0	0	2.12	3	17.0	17	4	8-5	0	3.48	111.1	43	
St. Louis	0-0	0	1.83	3	19.2	10	4	7-4	0	2.16	120.2	29	
San Diego	-	-	-	-	-	-	-	9-6	0	3.06	129.1	44	
San Francisco	1-0	0	1.29	1	7.0	5	1	13-8	0	3.35	182.2	68	
Anaheim	-	-	-	-	-	-	-	-	-	-	-	-	
Oakland	-	-	-	-	-	-	-	-	-	-	-	-	
Seattle	1-0	0	5.40	2	10.0	9	6	1-0	0	5.40	10.0	6	
Texas	-	-	-	-	-	-	-	-	-	-	-	-	
American League	1-0	0	5.40	2	10.0	9	6	1-0	0	5.40	10.0	6	
Before ASG	6-3	0	3.42	15	94.2	89	36	62-34	0	3.52	847.1	331	
After ASG	4-2	0	4.15	7	39.0	34	18	54-40	0	3.45	782.2	300	
April	2-2	0	3.82	6	35.1	38	15	11-10	0	3.45	203.2	78	
May	2-1	0	2.83	6	41.1	31	13	25-7	0	3.36	291.2	109	
June	2-0	0	4.00	3	18.0	20	8	20-12	0	3.45	271.0	104	
July	-	-	-	-	-	-	-	22-14	0	3.23	292.1	105	
August	2-0	0	1.64	2	11.0	8	2	18-19	0	3.49	309.1	120	
Sept./Oct.	2-2	0	5.14	5	28.0	26	16	20-12	0	3.95	262.0	115	
As Starter	10-5	0	3.64	22	133.2	123	54	116-74	0	3.50	1624.0	631	
As Reliever	-	-	-	-	-	-	-	0-0	0	0.00	6.0	0	
Winning Streak	6 Games								10 Games				
Losing Streak	2 Games								4 Games				
Home	7-3	0	3.70	13	80.1	74	33	61-41	0	3.45	881.2	338	
Away	3-2	0	3.54	9	53.1	49	21	55-33	0	3.52	748.1	293	

## MISCELLANEOUS STATISTICS

Year	Pitching Totals					Hitting Totals							
	IBB	HB	WP	BK	HR	AVG	AB	R	H	2B	3B	HR	RBI
1988	1	0	1	0	0	.000	7	0	0	0	0	0	0
1989	1	5	1	0	11	.162	37	4	6	1	0	0	3
1990	5	4	3	3	22	.125	80	2	10	0	0	0	6
1991	4	7	6	0	18	.117	77	6	9	1	0	1	9
1992	4	5	9	0	11	.120	50	1	6	0	0	0	2
1993	9	4	2	2	15	.129	70	2	9	1	0	0	2
1994	2	6	2	0	18	.273	66	4	18	3	0	0	3
1995	5	5	3	0	19	.172	64	2	11	4	0	0	13
1996	5	8	3	1	12	.119	59	3	7	0	0	0	2
1997	1	6	1	1	14	.190	42	5	8	1	0	0	1
<b>ML Totals</b>	<b>36</b>	<b>50</b>	<b>31</b>	<b>7</b>	<b>140</b>	<b>.153</b>	<b>550</b>	<b>29</b>	<b>84</b>	<b>15</b>	<b>0</b>	<b>1</b>	<b>41</b>

## DISABLED LIST

- April 6- May 14, 1996 (right groin strain)
- June 23-Aug. 20, 1997 (partial tear of the right rotator cuff)

## MARTINEZ'S CAREER TRANSACTIONS

- Signed by Los Angeles as a free agent on Sept. 1, 1984.

## MARTINEZ'S CAREER GAME HIGHS

<b>Low Hit Game:</b>	0, July 14, 1995 vs. Florida
<b>Most Innings Pitched – Starter:</b>	9.0 (35 times), last time May 24, 1997 vs. Atlanta
<b>Most Innings Pitched – Reliever:</b>	4.0, Aug. 3, 1996 vs. Atlanta
<b>Most Strikeouts:</b>	18, June 4, 1990 vs. Atlanta
<b>Most Walks:</b>	7, May 31, 1995 at Philadelphia
<b>Longest Winning Streak:</b>	10 games, Aug. 13, 1995-May 31, 1996
<b>Longest Losing Streak:</b>	4 games, July 20-Aug. 19, 1993

## HITTING

<b>Most Hits:</b>	2 (6 times), last time Aug. 30, 1997 vs. Seattle
<b>Most RBI:</b>	2 (3 times), last time Sept. 8, 1995 at Pittsburgh
<b>Most HR:</b>	1, Sept. 22, 1991 vs. Atlanta (off Tom Glavine)

## MARTINEZ'S NO-HITTER

July 14, 1995 vs. Florida Marlins, 7-0

IP: 9.0 H: 0 R: 0 ER: 0 BB: 1 SO: 8

Opposing Starter: John Burkett (suffered the loss)

**The Dodger Defense:** 1st base – Eric Karros, 2nd base – Delino DeShields, Shortstop – Jose Offerman, 3rd base – Tim Wallach, Catcher – Mike Piazza, Left Field – Roberto Kelly, Center Field – Todd Hollandsworth, Right Field – Raul Mondesi

**1st Inning:** Quilvio Veras grounds out to DeShields; Chuck Carr strikes out; Jeff Conine grounds out to Offerman.

**2nd Inning:** Terry Pendleton fouls out to Piazza; Greg Colbrunn grounds out to Karros; Tommy Gregg pops up to Karros.

**3rd Inning:** Kurt Abbott grounds out to DeShields; Charles Johnson strikes out looking; John Burkett strikes out.

**4th Inning:** Veras flies out to Hollandsworth; Carr grounds out to DeShields; Conine grounds out to Martinez.

**5th Inning:** Pendleton strikes out; Colbrunn flies out to Mondesi; Gregg flies out to Hollandsworth.

**6th Inning:** Abbott grounds out to DeShields; Johnson grounds out to Wallach; Mario Diaz strikes out.

**7th Inning:** Veras grounds out to DeShields; Carr pops up to DeShields; Conine strikes out.

**8th Inning:** Pendleton flies out to Hollandsworth; Colbrunn flies out to Hollandsworth; Gregg walks on a 3-2 pitch; Abbott strikes out looking.

**9th Inning:** Johnson strikes out; Jerry Browne strikes out to DeShields; Veras flies out to Kelly.

62

# Mike Metcalfe

*Infielder*

**Height:** 5-10      **Weight:** 175  
**Bats:** Right      **Throws:** Right  
**Opening Day Age:** 25  
**Birth Date:** January 2, 1973  
**Birthplace:** Quantico, VA  
**M.L. Service:** None  
**How Obtained:** Dodgers' 3rd round pick in the June 1994 Free Agent Draft  
**Contract Status:** Signed through 1998



## 1997 NOTES

- Was named to the California League Postseason All-Star team after batting .283 with 67 stolen bases, three home runs and 47 RBI in 132 games at Single-A San Bernardino.
- His 67 stolen bases ranked second in the California League...and tops among Dodger minor leaguers.
- Hit safely in eight straight games from April 5-15...batted .419 (13-for-31) with three RBI and eight stolen bases during that span to raise his batting average from .125 to .359.
- Swiped at least one base in four straight games from May 1-4, including three on May 3 and two on May 1.
- Was second in the league with 20 steals through May 6.
- Hit a game-winning three-run homer that snapped a 3-3 tie in the bottom of the ninth inning on June 11 vs. Visalia.

## MINOR LEAGUE HIGHLIGHTS

### 1996:

- Appeared in just two games at Single-A Vero Beach before undergoing right elbow surgery.

### 1995:

- Batted .301 with three home runs, 35 RBI and 60 stolen bases in 120 games at Vero Beach before being promoted to Double-A San Antonio...had a .244 average in 10 games for the Missions.
- Led all Florida State League players with 60 stolen bases and led all shortstops with 120 games played.
- Named Florida State League Player of the Week from Aug. 7-13.

### 1994:

- Batted .284 in 69 games at Single-A Bakersfield in his first professional season.
- Finished third among all Dodger minor leaguers with 41 steals.

## PERSONAL

- Had a .330 average and 46 steals at the University of Miami in 1994 before being selected by the Dodgers in the third round of the June Free Agent Draft.

## PROFESSIONAL RECORD

YEAR	CLUB	AVG.	G	AB	R	H	2B	3B	HR	RBI	BB	SO	SB
1994	Bakersfield	.284	69	275	44	78	10	0	0	18	28	34	41
1995	San Antonio	.244	10	41	10	10	1	0	0	2	7	2	1
	Vero Beach	.301	120	435	86	131	13	3	3	35	60	37	60
1996	Vero Beach	.000	2	5	0	0	0	0	0	0	0	0	0
1997	San Bernardino	.283	132	519	83	147	28	7	3	47	55	79	67
Totals-4 years		.287	333	1275	223	366	52	10	6	102	150	152	169

## METCALFE'S CAREER TRANSACTIONS

- Selected by Los Angeles in the third round of the June 1994 Free Agent Draft.

43

# Raul Mondesi

*Outfielder*

**Height:** 5-11     **Weight:** 215  
**Bats:** Right     **Throws:** Right  
**Opening Day Age:** 27  
**Birth Date:** March 12, 1971  
**Birthplace:** San Cristobal, DR  
**M.L. Service:** 4 years and 55 days  
**How Obtained:** Signed by Los Angeles  
as a free agent on June 6, 1988  
**Contract Status:** Signed through 2001



## 1997 NOTES

- Had the best season of his five-year major league career after setting career bests with a .310 batting average, 30 home runs, 42 doubles, 32 stolen bases, 191 hits and 159 games...also fell one RBI short of tying his career-best total of 88 set in 1995 and '96.
- Became the first Dodger player in both Brooklyn and Los Angeles history to hit 30 home runs and steal 30 bases in a season...joined Colorado's Larry Walker (49 HR/33 SB), San Francisco' Barry Bonds (40 HR/37 SB) and Houston's Jeff Bagwell (43 HR/31 SB) as the only players in the major league 30-30 club in 1997...only 20 players have hit 30 homers and stole 30 bases in major league history.
- Won his second Rawlings Gold Glove after committing just four errors in 352 total chances for a .989 fielding percentage...the four errors were the second lowest total of his career after committing only three miscues in 61 total chances in 1993...tied four other players for seventh in the N.L. with 10 outfield assists...also won a Gold Glove in 1995, becoming the Dodgers' first two-time winner since Steve Garvey won four straight from 1974-77...also joins Wally Moon (1960), Willie Davis (1971-73) and Dusty Baker (1981) as the only Dodger outfielders to win the award...is the only Dominican Republic outfielder to win a Gold Glove in the last 20 years since Cincinnati's Cesar Geronimo won in 1977.
- Also joined Pedro Guerrero as the only two-time member of the Dodgers' 20-20 club...first made the club when he hit 26 homers and stole 27 base in 1995...Mondesi, Guerrero (1982-83), Kirk Gibson (1988), Davey Lopes (1979), Willie Davis (1962) and Babe Herman (1929) are the only players to hit 20 or more homers and steal 20 or more bases in Brooklyn and Los Angeles history.
- Joined Mike Piazza (40), Todd Zeile (31) and Eric Karros (31) to become the second foursome in club history and fifth in major league history to hit 30 or more home runs in a single season...the Dodger quartet of Steve Garvey (33), Reggie Smith (32), Ron Cey (30) and Dusty Baker (30) were the first to accomplish the feat in 1977...the Colorado Rockies were the only other team in major league history to have four players hit 30 or more homers when they did so from 1995-97.
- His second home run of the game off righthander Jeff McCurry in the eighth inning on Sept. 26 at Colorado made him the Dodgers' first 30-30 man and the fourth L.A. player this season to hit 30 or more homers.
- Ranked among N.L. leaders in several offensive categories...was third with 77 extra-base hits, tied for fourth with 191 hits, fifth with 42 doubles, sixth with 333 total bases, seventh with 53 multi-hit games, ninth with a .310 batting average, tied for ninth with 32 stolen bases, 10th with a .541 slugging percentage, and tied for 12th with 30 home runs.
- Broke his own club record with 77 extra-base hits (42 doubles, 5 triples and 30 homers)...his previous club record was 71 extra-base hits in 1996.
- Tied with Steve Yeager for 10th place on the Los Angeles all-time list with 100 homers...his .511 career slugging average is third on the all-time L.A. list behind Pedro Guerrero (.512) and Mike Piazza (.576).

**MONDESI** (Continued)

- Was extremely consistent throughout the season...didn't go more than two consecutive starts without at least one base hit...also reached base safely via hit or walk in 130 of his 158 starts (82 percent).
- Had a 14-game hit streak and two 11-game hit streaks in 1997...fell one game shy of his career best hitting streak after collecting a hit in 14 consecutive games from July 12-25...batted .288 (17-for-59) during that span...went 0-for-3 on July 26 against Philadelphia's Curt Schilling to snap the streak...then hit in the next 11 games from July 27-Aug. 8 to give him a .346 average (37-for-107) after collecting a hit in 25 of 26 games...also had an 11-game hit streak from April 18-30 when he batted at a .375 clip (15-for-40).
- Made his fourth consecutive Opening Day start (1994-97) on April 1 in the 3-0 defeat against Philadelphia...put the Dodgers in the win column the next day after going 3-for-4 with a homer and four RBI in the 5-1 victory.
- Led off the ninth inning on May 6 with a solo home run off Cincinnati's Jeff Brantley to tie the game 2-2...the Reds came back to win 3-1 in 11 innings.
- His two-run double in the eighth inning snapped a 1-1 tie to lead the Dodgers to a 5-1 win on May 9 against Montreal.
- Left the game on June 2 at Houston after spraining his left shoulder and left pinky finger when he slid head-first to re-tag third base on Todd Zeile's fielders choice in the seventh inning...missed his first start of the season when he didn't play in the June 3 game at Houston...left after the seventh inning on June 28 when he felt some soreness in his left shoulder...wore a brace on his left hand the rest of the season.
- Slugged two home runs and drove in a season-best five RBI in the Dodgers' 10-5 win against Houston on June 11...hit a career-high two home runs in a game three times in 1997 to give him six two-homer games for his career...also hit two home runs in a game on Aug. 3 at Chicago in a 12-inning 4-3 loss and on Sept. 26 in a 10-4 win at Colorado.
- Teamed with Eric Karros to hit back-to-back home runs in the first inning on June 23 in a 5-2 win against Colorado.
- Went 3-for-4 with a double, stolen base and run scored in L.A.'s 2-1 win vs. Chicago on Aug. 11.
- Stole 15 straight bases from June 12-Aug. 12...swiped two bases before snapping the streak when he was thrown out by Chicago's Scott Servais attempting to steal third base in the fourth inning on Aug. 12 at Dodger Stadium...stole 25 bases in 31 attempts (81 percent) before Aug. 13 and only seven bases in 15 attempts (47 percent) after.
- Swiped a career-best two bases in a game twice (Aug. 12 and Sept. 2) to give him nine career multi-steal games.
- Went 3-for-4 with a double and three RBI in a 6-4 victory at Pittsburgh on Aug. 26.
- Had 53 multi-hit games, including a season-best three hits on 15 occasions.
- Hit .348 (16-for-46) with runners on third base, .333 (151-for-454) in night games and .325 (165-for-507) in games on grass.
- Had an awesome second half...batted .326 (95-for-291) with 13 home runs and 39 RBI in 74 games after the All-Star break...batted at a .344 clip (76-for-221) after collecting a hit in 45 of his last 57 games to end the season.
- Tied the game or gave the Dodgers the lead with 11 of his 30 home runs.
- Averaged a homer every 29.4 at bats after slugging only eight home runs in 235 at-bats over his last 61 games of the season...averaged a home run every 17.3 at bats in 381 at bats over his first 98 games.

**MAJOR LEAGUE HIGHLIGHTS****1996:**

- Batted .297 with 24 home runs and 88 RBI in 157 games with the Dodgers.
- Set an L.A. single-season record (which he broke in 1997) with 71 extra-base hits, surpassing Steve Garvey (66 in 1978) and Pedro Guerrero (66 in 1983)...tied the mark with a double off St. Louis' Alan Benes on Sept. 15 at Dodger Stadium...set the record with a second-inning double off Bill Swift on Sept. 17 at Colorado.

- Tied for fifth in the N.L. with 11 outfield assists, tied for sixth in with 40 doubles, tied for eighth with seven triples and 10th with 188 hits.
  - Joined Frank Howard, Dave Kingman, Dave Parker, and Nick Esasky as the only players to hit a home run that reached the Loge Level at Dodger Stadium when he slugged a 415-foot home run off the Marlins' John Burkett down the third base line at Dodger Stadium on April 12 ...Frank Howard was the last Dodger to hit the Loge Level on Oct. 6, 1963 in the World Series against New York.
  - Broke-up William VanLandingham's no-hitter with a single to left in the eighth inning on July 14 vs. San Francisco.
  - Was a home run shy of the cycle after going 4-for-6 with two singles, a double and a triple in an 18-inning loss vs. Atlanta on Aug. 3.
  - Hit a game-winning three-run home run off Doug Henry in the ninth inning to put the Dodgers up 7-6 on Sept. 3 at New York...slugged another three-run homer in the eighth inning off David Wainhouse vs. Pittsburgh on Sept. 7.
  - Joined teammates Mike Piazza and Eric Karros to hit back-to-back-to-back home runs off Mark Thompson on June 30 at Colorado, becoming the first Dodger trio to do so since Ron Cey, Rick Monday and Joe Ferguson on Aug. 31, 1980.
  - Had a career day on June 30 at Colorado on June 30...went 4-for-6 with two home runs, six RBI, three runs scored and a triple...the four hits, two home runs and six RBI all matched career-highs...had two homers in a game twice before, last on Aug. 1, 1995 at Colorado...had collected six RBI once before on Aug. 1, 1995.
  - Had 53 multiple-hit games and a season-high four hits on six occasions...had 20 multiple-RBI games.
  - Put together a season-high 12-game hitting streak from July 11-23 ...batted .404 (19-for-47) with 11 runs, five doubles, one home run and two RBI during that stretch...also had a nine-game streak from June 10-19 (.333, 12-for-36).
  - Hit safely in seven consecutive at-bats on two occasions from June 5-6 and Sept. 9-10...the L.A. record is nine hits in nine straight at-bats by Ron Cey in 1977.
  - Started the first 73 straight games before having to miss four consecutive games from June 21-25 because of a contusion on his left heel.
  - Drew a season-high two walks in a game just three times; on April 17 at San Francisco, on Aug. 14 at St. Louis and on Sept. 25 vs. San Francisco.
  - Hit a home run in consecutive games twice from April 12-13 vs. Florida and May 3-4 at Pittsburgh.
  - Drove in five runs when he 3-for-5 with two runs on April 29 vs. Chicago.
  - Batted .340 (36-for-106) with 17 runs, 10 doubles, one home run and eight RBI in July.
  - Hit .294 (45-for-153) with six home runs and 48 RBI when batting with runners in scoring position...was 6-for-15 (.400) with the bases loaded.
  - Named as having the best outfield arm in the majors in *Baseball America's* annual Best Tools survey of league managers.
- 1995:**
- Finished the season with a .285 average, 26 home runs, 88 RBI, 23 doubles and six triples.
  - Became the first Dodger since Kirk Gibson in 1988 to hit 20 or more home runs and 20 or more stolen bases in a season when he hit his 20th homer of the season off Carlos Perez on Aug. 22 at Montreal.
  - Was selected to his first All-Star Game at Texas with Dodger teammates Mike Piazza, Jose Offerman, Todd Worrell and Hideo Nomo...played right field in the ninth inning but did not have an at-bat.
  - Batted .373 (19-for-51) with four home runs, 11 RBI, 15 runs, three doubles and a triple while recording a 12-game hitting streak to start the season.
  - Named N.L. Player of the Week after batting .361 (13-for-36) with four homers, 10 RBI and seven runs from May 12-19.

**MONDESI** (Continued)

- Went 3-for-4 with two home runs, four RBI and two runs scored on Opening Day on April 25...it was his first career multi-homer game and tied a career-high with four RBI (which he later broke on Aug. 1 at Colorado when he drove in six runs).
- Hit a game-winning, two-run homer off Doug Bochtler on Sept. 30 at San Diego on Sept. 30 to clinch the N.L. Western Division title for the Dodgers.
- Stole 17 consecutive bases to start the season until being thrown out by Florida's Charles Johnson on July 16...also stole 18 straight bases in 1994.
- Put together a then career-high 15-game hitting streak from June 13-27...batted .439 (25-for-57) with three homers, nine RBI, 12 runs, three doubles and a triple during that span...also had an eight-game hitting streak from May 12-19 (.361, 13-for-36).
- Hit a three-run home run in the first inning on May 15 at Pittsburgh to give him three homers in a four-game stretch.
- Drove in 12 runs in four games from July 29-Aug. 2 and nine RBI in four games from May 12-15.
- Missed the game on July 26 vs. Atlanta when he joined his wife Ada for the birth of their second child, Raul, Jr. II.
- Batted .526 with three home runs, seven runs, 19 runs and three doubles in April...batted .356 with four homers, 13 RBI, five doubles and two triples in June.
- Went 4-for-5 with two home runs and four RBI on Sept. 2 vs. Montreal...the four hits tied a career-high, which he first achieved on April 17, 1994 at Pittsburgh.
- Recorded his second multi-homer game of his career and drove in a career-high six runs on Aug. 1 at Colorado.
- Slugged his only grand slam off Chicago's Steve Trachsel to tie the game, which the Dodgers won 7-5 on Aug. 15 at Dodger Stadium...went 2-for-3 with five RBI in the game.
- Was ejected from a game for the first time on Aug. 10 vs. St. Louis for arguing a called strike...the game was eventually called a Dodger forfeit due to promotional baseballs being thrown on the playing field.
- Led the majors for the second straight season with 16 outfield assists, matching his 1994 mark...tied Willie Davis (1963-64) for the most outfield assists in a season since Frank Howard had 19 in 1962.
- Left the game with a sprained right knee on Sept. 29 at San Diego...injured his knee while rounding the first base on a single.
- Went 3-for-5 with a solo home run and two runs scored in his only regular season game for Escogido in the Dominican Winter League after rehabilitating his knee...joined Escogido for the playoffs.

**1994:**

- Batted .306 with 16 home runs, 56 RBI, 63 runs, 27 doubles and eight triples in 112 games during the strike-shortened season with L.A. to become the third straight Dodger to win the N.L. Rookie of the Year Award...he led the Dodgers in hits (133), at-bats (434) and doubles.
- Was the 11th overall, seventh in the N.L. and second consecutive unanimous selection in the 45-year history of the N.L. Rookie of the Year (starting 1950)...received all 28 first place votes (140 points total)...was the first player from the Dominican Republic to win the N.L. award.
- Was also named N.L. Rookie of the Year by *Baseball Weekly* and the major league and N.L. Rookie of the Year by *Baseball America*...also named to the Topps Rookie All-Star team and *Baseball Digest* Rookie Team...named the Dodgers' Rookie of the Year by the Southern California BBWAA chapter.
- Led the majors with 16 outfield assists...Minnesota's Kirby Puckett and the Cleveland's Kenny Lofton were second with 13 each.
- Never went more than two straight games without collecting a hit after starting the season hitless in his first four games.
- Had a career-high four hits and four runs scored on April 17 at Pittsburgh...had 36 multi-hit games.

- Put together the first of his two 14-game hitting streaks when he hit .434 (23-for-53) with three home runs and 12 RBI from May 8-22 ...batted .368 (21-for-57) with three homers, seven RBI and 10 runs from May 25-June 10...overall, he hit in 28 of 30 games from May 8-June 10 and batted .379 (44-for-116).
- Batted .512 (21-for-41) with five double, four triples and six RBI against Colorado...went 16-for-29 (.727) in seven games at Mile High Stadium.
- Tied a career high for the second time when he stole two bases on May 7 at San Francisco...last time was on Sept. 4, 1993 at Florida.
- Hit a game-winning home run off Houston's Shane Reynolds in a 1-0 win at Dodger Stadium on May 11, capping the Dodgers' first three-game sweep against Houston at Dodger Stadium since June 18-20, 1990.
- Had another game-winning shot in the 10th inning off Montreal's John Wetteland on July 5 the Dodgers' 2-1 win in Los Angeles.
- Legged out two triples on Aug. 5 at Colorado...his eight triples tied for third in the N.L.
- Collected a season-high four RBI vs. New York on July 9...collected three RBI in a game on three occasions; on April 17 at Pittsburgh, on April 21 vs. New York and on June 22 at San Diego...had nine multi-RBI games.
- Played in 109 games (106 starts) in right field and 15 games (six starts) in center field...made one error in center and seven in right...15 of his 16 assists were thrown from right field.
- Led the N.L. by swinging at the first pitch in 48 percent of his at-bats ...ranked eighth in the league in at-bats (434), ninth in games played (112), ninth in average with runners in scoring position (.363) and 10th in extra-base hits (51).
- Batted .317 with seven home runs and 14 RBI in 31 games for Escogido in the Dominican Winter League...doubled and homered in front of a standing ovation in his first two at-bats.

#### 1993:

- Compiled a .291 average with four home runs and 10 RBI in 42 games in two stints with the Dodgers.
- Was recalled from Triple-A Albuquerque on July 18 and made his major league debut on July 19 vs. Philadelphia...entered the game as a pinch-hitter in the seventh inning and singled to center field off Philadelphia's David West...remained in the game in right field and went 1-for-2.
- Made his first major league start in right field the next day on July 20 vs. Philadelphia and went 0-for-3...had his first multi-hit game on July 23 vs. New York after going 2-for-4 with two runs and his first stolen base in the major leagues...stole four of five bases during the season.
- Slugged his first major league homer off the Cubs' Bob Scanlan on July 31 at Chicago, capping a five-run 13th inning in the Dodgers' 7-2 win.
- Hit his first home run at Dodger Stadium on Sept. 25 off Houston's Greg Swindell in the seventh inning.
- Made his first start in center field and batted lead-off for the first time on Sept. 2 at Pittsburgh...went 2-for-5 with a triple and two RBI.
- Started 20 games for the Dodgers (nine in right, eight in left and three in center).
- Threw out two runners on Sept. 15 at San Diego...finished the season with three assists...had a .951 fielding percentage with three errors in 61 total chances.
- Traveled with the team to Taipei, Taiwan and Fukuoka, Japan as part of the Dodgers' Friendship Series from Oct. 28-Nov. 4.
- Spent most of the season at Albuquerque and batted .280 with 12 homers, 65 RBI, 22 doubles and seven triples in 110 games with the Dukes...tied for the team lead in triples and finished second with 13 stolen bases in 23 attempts.

#### MINOR LEAGUE HIGHLIGHTS

##### 1992:

- Split the season between Albuquerque and Double-A San Antonio...started the season with the Dukes and batted .312 with four homers and 15 RBI in 35 games before being sent to San Antonio.
- Was sent to San Antonio in late May and batted .265 with two home runs and 14 RBI in 18 games before being sidelined with a wrist injury.

**MONDESI** (Continued)

- Had surgery performed by Dr. Norm Zemel on his fractured left wrist on July 1 at Centinela Hospital Medical Center.
- Missed the month of July and played just seven games in August due to a knee injury.
- Had surgery performed by Dr. Ralph Gambardella to repair a medial meniscus tear in his left knee on Aug. 25 at Centinela Hospital Medical Center.
- Had a combined 14 outfield assists and eight errors in 142 total chances (.944) at Albuquerque and San Antonio.
- Was named the top prospect in the Texas League by *Baseball America*...also tabbed the 21st-best prospect and seventh-best outfielder in the minor leagues by *Baseball America*.
- Batted .265 with two home runs, 14 RBI and seven stolen bases for Escogido in Dominican Winter League.

**1991:**

- Batted a combined .277 with eight home runs and 39 RBI in 83 games at three different levels.
- Named as the outfielder with the best arm in the California League and the fifth-best prospect in the league by *Baseball America*.
- Selected as one of the Top 50 minor league players by *The Sporting News*.
- Was on the disabled list for nearly two months with a knee injury.
- Batted .220 with three home runs and 15 RBI in 42 games for Escogido in the Dominican Winter League.

**1990:**

- Selected to the Pioneer League All-Star Team and batted .303 with eight homers and 31 RBI to lead Rookie Great Falls to the league championship...stole a team-high 30 stolen bases.

**1989:**

- Led the Dominican Summer League Championship Santo Domingo Dodgers with 15 doubles and was third with 32 runs scored.

**PERSONAL**

- Resides in San Cristobal, Dominican Republic during the offseason with his wife Ada and their two sons, Raul Jr. (born Aug. 23, 1992) and Raul Adalberto (born July 27, 1995), and daughter Kisha Rauleiny (born Dec. 15, 1997).
- Played baseball and basketball at Liceo Manual Maria Valencia H.S. in the Dominican Republic.
- Lists former major leaguer George Bell as his boyhood idol...favorite music is salsa...his favorite sport, other than baseball, is basketball.
- Supplies uniforms and baseball equipment for the Raul Mondesi League in the Dominican Republic for approximately 500 children from the ages of 6 to 14...also sponsors softball and basketball leagues.
- Donated \$7,500 to purchase tickets to Dodger games for the Los Angeles Boys and Girls Club and Nike's P.L.A.Y. Program.
- Signed by Ralph Avila.

**PROFESSIONAL RECORD**

YEAR	CLUB	AVG.	G	AB	R	H	2B	3B	HR	RBI	BB	SO	SB
1988	Santo Domingo	.222	36	117	21	26	10	1	2	44	23	36	4
1989	Santo Domingo	.276	46	156	32	43	15	3	2	27	16	26	8
1990	Great Falls	.303	44	175	35	53	10	4	8	31	11	30	30
1991	Bakersfield	.283	28	106	23	30	7	2	3	13	5	21	9
	San Antonio	.272	53	213	32	58	10	5	5	26	8	47	7
	Albuquerque	.333	2	9	3	3	0	1	0	0	0	1	1
1992	Albuquerque	.312	35	138	23	43	4	7	4	15	9	35	2
	San Antonio	.265	18	68	8	18	2	2	2	14	1	24	3
1993	Albuquerque	.280	110	425	65	119	22	7	12	65	18	85	13
	LOS ANGELES	.291	42	86	13	25	3	1	4	10	4	16	4
1994	LOS ANGELES	.306	112	434	63	133	27	8	16	56	16	78	11
1995	LOS ANGELES	.285	139	536	91	153	23	6	26	88	33	96	27
1996	LOS ANGELES	.297	157	634	98	188	40	7	24	88	32	122	14
1997	LOS ANGELES	.310	159	616	95	191	42	5	30	87	44	105	32
<b>ML Totals-5 years</b>		<b>.299</b>	<b>609</b>	<b>2306</b>	<b>360</b>	<b>690</b>	<b>135</b>	<b>27</b>	<b>100</b>	<b>329</b>	<b>129</b>	<b>417</b>	<b>88</b>

## DIVISION SERIES RECORD

YEAR	CLUB VS. OPP.	AVG.	G	AB	R	H	2B	3B	HR	RBI	BB	SO	SB
1995	LA vs. Cin.	.222	3	9	0	2	0	0	0	1	0	2	0
1996	LA vs. Atl	.182	3	11	0	2	2	0	0	1	0	4	0
<b>Division Series Totals</b>		<b>.200</b>	<b>6</b>	<b>20</b>	<b>0</b>	<b>4</b>	<b>2</b>	<b>0</b>	<b>0</b>	<b>2</b>	<b>0</b>	<b>6</b>	<b>0</b>

## ALL-STAR GAME RECORD

YEAR	CLUB VS. OPP.	AVG.	G	AB	R	H	2B	3B	HR	RBI	BB	SO	SB
1995	L.A., Tex.	.000	1	0	0	0	0	0	0	0	0	0	0

## STATISTICAL BREAKDOWN

	1997							CAREER				
	AVG.	G	AB	R	H	HR	RBI	AVG.	AB	H	HR	RBI
<b>Totals</b>	.310	159	616	95	191	30	87	.299	2306	690	100	329
Atlanta	.390	11	41	9	16	4	9	.333	147	49	8	21
Chicago	.444	11	45	9	20	4	10	.320	172	55	10	30
Cincinnati	.211	11	38	5	8	1	3	.252	155	39	2	17
Colorado	.347	11	49	8	17	4	6	.380	205	78	10	39
Florida	.225	11	40	6	9	2	2	.272	158	43	7	15
Houston	.410	10	39	6	16	3	8	.271	140	38	7	14
Milwaukee	-	-	-	-	-	-	-	-	-	-	-	-
Montreal	.239	11	46	4	11	0	6	.303	185	56	8	31
New York	.200	11	45	6	9	2	3	.264	193	51	9	25
Philadelphia	.256	11	43	5	11	1	4	.247	198	49	8	26
Pittsburgh	.410	11	39	9	16	3	11	.338	160	54	12	38
St. Louis	.308	11	39	5	12	0	5	.342	158	54	4	23
San Diego	.244	11	45	5	11	1	3	.260	181	47	6	24
San Francisco	.279	12	43	9	12	2	6	.284	190	54	6	15
Anaheim	.294	4	17	2	5	1	2	.294	17	5	1	2
Oakland	.600	4	15	2	9	0	4	.600	15	9	0	4
Seattle	.067	4	15	1	1	0	0	.067	15	1	0	0
Texas	.471	4	17	4	8	2	5	.471	17	8	2	5
American League	.359	12	64	9	23	3	11	.359	64	23	3	11
Before ASG	.295	85	325	52	96	17	48	.298	1275	380	61	187
After ASG	.326	74	291	43	95	13	39	.301	1031	310	39	142
April	.283	24	92	15	26	6	15	.273	308	84	15	51
May	.257	28	109	16	28	5	16	.282	450	127	24	70
June	.327	27	98	18	32	5	16	.329	395	130	19	52
July	.345	27	110	17	38	7	13	.301	429	129	13	42
August	.328	30	116	16	38	3	16	.284	380	108	14	59
Sept./Oct.	.319	23	91	13	29	4	11	.326	344	112	15	55
Pinch Hitting	1.000	-	1	-	1	0	0	.444	9	4	0	0
Longest Streak		14 Games					15 Games					
Home	.316	80	304	38	96	16	40	.300	1112	334	52	154
Away	.304	79	312	57	95	14	47	.298	1194	356	48	175
vs. Righthanders	.318	153	468	68	149	23	64	.307	1757	540	78	253
vs. Leftlanders	.284	64	148	27	42	7	23	.273	549	150	22	76

## MISCELLANEOUS STATISTICS

Year	Batting Totals						POS	PCT	Fielding Totals					
	IBB	HB	SF	SH	CS	TB			G	PO	A	E	TC	DP
1993	0	0	0	1	1	42	OF	.951	40	55	3	3	61	1
1994	5	2	2	0	8	224	OF	.965	112	206	16	8	230	1
1995	4	4	7	0	4	266	OF	.980	138	282	16	6	304	3
1996	9	5	2	0	7	314	OF	.967	157	337	11	12	360	4
1997	7	6	3	1	15	333	OF	.989	159	338	10	4	352	0
<b>ML Totals</b>	<b>25</b>	<b>17</b>	<b>14</b>	<b>2</b>	<b>35</b>	<b>1179</b>		<b>.975</b>	<b>606</b>	<b>1218</b>	<b>56</b>	<b>33</b>	<b>1307</b>	<b>9</b>

## MONDESI'S CAREER TRANSACTIONS

■ Signed by Los Angeles as a free agent on June 6, 1988.

## MONDESI'S CAREER GAME HIGHS

<b>Most Hits:</b>	4 (8 times), last time Sept. 21, 1996 at San Diego
<b>Most Runs:</b>	4, April 17, 1994 at Pittsburgh
<b>Most RBI:</b>	6 (2 times), last time June 29, 1996 at Colorado
<b>Most HR:</b>	2 (5 times), last time Sept. 26, 1997 at Colorado
<b>Most Stolen Bases:</b>	2 (9 times), last time Sept. 2, 1997 at Texas
<b>Longest Hitting Streak:</b>	15 games, June 13-27, 1995
<b>Career Grand Slams:</b>	1, Aug. 15, 1995 vs. Chicago

## MAJOR LEAGUE BASEBALL'S ALL-TIME 30/30 CLUB

Player	Year(s)
Hank Aaron	1963
Jeff Bagwell	1997
Dante Bichette	1996
Barry Bonds	1990, '92, '95, '96, '97
Bobby Bonds	1969, '73, '75, '77, '78
Ellis Burks	1996
Jose Canseco	1988
Joe Carter	1987
Eric Davis	1987
Ron Gant	1990, '91
Tommy Harper	1970
Howard Johnson	1987, '89
Barry Larkin	1996
Willie Mays	1956, '57
<b>Raul Mondesi</b>	<b>1997</b>
Dale Murphy	1983
Sammy Sosa	1993, '95
Darryl Strawberry	1987
Larry Walker	1997
Kenny Williams	1922

16

Hideo  
Nomo*Right-Handed Pitcher*

**Height:** 6-2      **Weight:** 220  
**Bats:** Right      **Throws:** Right  
**Opening Day Age:** 29  
**Birth Date:** August 31, 1968  
**Birthplace:** Osaka, Japan  
**M.L. Service:** 2 years and 154 days  
**How Obtained:** Signed by Los Angeles  
as a free agent on February 13, 1995  
**Contract Status:** Signed through 1998



## 1997 NOTES

- Posted a 14-12 record and a 4.25 ERA in a team-best 33 starts...also led all Dodgers pitchers with 233 strikeouts, 207.1 innings pitched and tied Chan Ho Park for the team lead in wins.
- Finished fourth among N.L. pitchers with 233 strikeouts and third with a 10.1 strikeout per nine innings average.
- Put the Dodgers in the win column on April 2 after allowing just one run on four hits over 7.0 innings in the 5-1 victory against the Phillies.

- Became the fastest pitcher in major league history to record 500 strikeouts when he accomplished the feat in 444.2 innings after fanning Luis Castillo on April 25 at Florida...broke Dwight Gooden's previous mark of 500 K's in 445.1 innings...however, it took Nomo 66 games to reach the mark and Gooden only 61 games...Herb Score was the third quickest in 68 games.
- Has averaged 1.12 strikeouts an inning (703 K's/627.0 IP) over 94 games in his major league career...Seattle's Randy Johnson (1.15 average, 2000 K's/1734.0 IP) is the only active major leaguer with a better average...Nolan Ryan, who holds the major league record for most strikeouts, averaged 1.07 strikeouts an inning throughout his career.
- Went 5-2 with a 2.88 ERA (19 ER/59.1 IP) in his first nine starts...walked 20 and fanned 66 during that stretch while also putting together a season-best three-game winning streak from April 30-May 17.
- Evened his record at 5-5 over his next three starts by losing a career-high three consecutive decisions from May 22-June 2...gave up 11 earned runs in 17.0 innings during that span for a 5.82 ERA.
- Threw his only complete game of the season on June 7 vs. St. Louis when he gave up two runs and fanned 10 in a 5-2 win.
- Made major league history in his start on June 18 against Anaheim when he and Angels' reliever Shigetoshi Hasagawa became the first Japanese-born players to appear in the same game...took a no-decision in L.A.'s 7-5 win after allowing three earned runs on six hits through 6.1 innings.
- Reached the All-Star break with an 8-7 record and a 3.81 ERA (49 ER/115.2 IP) in 18 starts...went 6-5 with a 4.81 ERA (49 ER/ 91.2 IP) in 15 second-half starts.
- Left the game with two outs in the third inning on July 26 against Philadelphia when he was hit above the right elbow by a line drive off the bat of Phillies' third baseman Scott Rolen...it was the only hit he allowed in the game...Darren Dreifort went on to pitch 4.1 innings of relief for the win.
- Earned the win in his next start on Aug. 1 at Chicago but gave up a season high 11 hits, seven earned runs and three home runs over 6.2 innings in the Dodgers' 3-2 victory...also allowed three home runs on Sept. 8 vs. Florida.
- Was 4-4 with a 4.01 ERA after allowing 30 earned runs on 75 hits over 67.1 innings in his last 11 starts of the season after being hit above his right elbow by Rolen on July 26.
- His nine strikeouts on Aug. 28 against Oakland gave him 201 for the season, marking the third consecutive season he fanned 200 or more...the only other pitcher to fan 200 or more in his first three major league seasons in the modern era was Dwight Gooden with the New York Mets from 1984-86.
- Pitched exclusively from the stretch in his last three starts beginning on Sept. 14 at Houston...overall, went 1-1 with a 3.86 ERA (9 ER/21.0 IP), five walks and 26 strikeouts.
- Recorded a season-high 11 strikeouts in 8.1 innings on May 17 in an 8-3 win at Montreal...also fanned 11 batters on two other occasions; June 18 vs. Anaheim and Sept. 14 at Houston...had three 10-strikeout performances; June 7 vs. St. Louis, Aug. 1 at Chicago and Aug. 17 vs. Cincinnati...has now struck out 10 or more batters 20 times in his three-year career.
- Fanned more batters (233) than innings pitched (207.1) for the third straight season with the Dodgers...has accomplished the feat in all eight of his professional seasons, including five years in Japan.
- Underwent arthroscopic surgery on Oct. 7 to remove calcium deposits near his right elbow...the surgery was performed by Dr. Frank Jobe at Centinela Hospital Medical Center.

## MAJOR LEAGUE HIGHLIGHTS

### 1996:

- Went 16-11 with a 3.19 ERA in 33 starts and finished fourth in N.L. Cy Young Award voting behind Atlanta's John Smoltz, Florida's Kevin Brown and St. Louis' Andy Benes.

**NOMO** (Continued)

- Finished second among N.L. pitchers in opponents batting average (.216), strikeouts (234), shutouts (2), and was eighth with a 3.19 ERA.
  - Pitched the 20th no-hitter in franchise history and the seventh in Los Angeles history on Sept. 17 at Colorado...became the first major league pitcher to toss a no-hitter at hitter-friendly Coors Field...was forced to pitch from a stretch from the third inning on after a two-hour rain delay made the mound slippery...walked four and struck out eight...was the third no-hitter of the season, following Florida's Al Leiter vs. Colorado on May 11 and the New York Yankees' Dwight Gooden on May 14 vs. Seattle...was the first Dodger no-hitter since Ramon Martinez on July 14, 1995 vs. Florida...was the 219th player in major league history to throw a no-no, but only the 193rd since 1900.
  - Became the first Dodger pitcher to record 200 or more strikeouts in each of his first two major league seasons and the first since Don Sutton in 1972-73 to record 200 or more strikeouts in consecutive seasons.
  - Allowed just three hits in a 1-0 complete game victory in the Dodgers' home opener against Atlanta on April 8...was the first Dodger to throw a complete game shutout in a home opener since Fernando Valenzuela on April 9, 1981 vs. Houston.
  - Struck out a career-high 17 against Florida on April 13, becoming the 25th pitcher in major league history to fan 17 or more in a game...was the most by a Dodger since Ramon Martinez fanned 18 vs. Atlanta on June 4, 1990...his previous career-high was 16 on June 14, 1995 at Pittsburgh.
  - Pitched back-to-back complete games on April 8 vs. Atlanta and April 13 vs. Florida, allowing just one run and six hits over 18.0 innings during that span...threw back-to-back complete games one other time on June 24, 1995 vs. San Francisco and June 29, 1995 vs. Colorado.
  - Was named the N.L. Player of the Week after going 2-0 with one earned run from April 8-14...was also named the N.L. Co-Player of the Week with Pittsburgh's Jay Bell from Sept. 16-22 after pitching the no-hitter at Colorado on Sept. 17.
  - Allowed more than four earned runs just once on June 30 at Colorado when he allowed five runs on nine hits in 5.0 innings.
  - Fanned 75 batters over 57.1 innings in eight starts from June 9-July 18.
  - Walked a career-high seven batters on Aug. 10 at Cincinnati...also walked seven on May 12, 1995 vs. St. Louis and on May 29, 1995 at Montreal.
  - Won six of his last nine starts and went 7-3 with a 2.86 ERA (100.2 IP/32 ER) in his final 13 starts.
  - Named the N.L. Pitcher of the Month when he went 3-1 with a 2.03 ERA and a no-hitter in September.
  - Allowed five runs on five hits while walking five and striking out three in just 3.2 innings in Game Two of the N.L. Division Series vs. Atlanta.
  - The Dodgers were 18-15 in his 33 starts.
  - Struck out 10 or more batters on three occasions; 17 on April 13 vs. Florida, 10 on July 13 vs. San Francisco and 10 on August 15 at St. Louis...struck out seven or more in 17 of his 33 starts and six or more in 25.
  - Walked two or less batters in 17 of his 33 starts and in 11 straight starts from April 30-June 25...didn't issue a walk in starts on June 25 vs. Chicago and Aug. 15 at St. Louis.
  - Reached the sixth inning in 27 of his last 29 starts and in 29 of his 33.
  - 25 of his 33 starts were decided by three runs or less and 16 were decided by two runs or less.
  - Went 0-0 with a 5.14 ERA over 7.0 innings in two starts for the Major League Baseball All-Star team that toured Japan in the offseason.
- 1995:**
- Went 13-6 with a 2.54 ERA in 28 starts during his rookie campaign...led the majors with a .182 opponent's batting average and was first in the N.L. with 236 strikeouts and three shutouts...was second in ERA.
  - Won the N.L. Rookie of the Year Award, narrowly defeating Atlanta's Chipper Jones by 14 votes (118-104)...was the 15th Dodger to win the award and fourth consecutive, joining previous winners Eric Karros (1992), Mike Piazza (1993) and Raul Mondesi (1994)...also named the right-handed pitcher for Topps' All-Rookie team.

- Allowed just 124 hits over 191.1 innings for an average of 5.83 per 9.0 innings, ranking second all time behind Sandy Koufax with a 5.59 average in 1965.
- Signed by the Dodgers as a free agent on Feb. 13, 1995, after retiring from Japanese professional baseball following the 1994 season... became the first Japanese-born player to join a major league team after playing professionally in Japan's Central or Pacific Leagues...was a five-time All-Star for the Kintetsu Buffaloes and led the league in strikeouts and wins in four of the five seasons.
- Earned a no-decision after allowing no runs over 5.0 innings in his major league debut on May 2 at San Francisco, which the Giants won 4-3 in 15 innings...collected no-decisions in his next four starts, tying him with the New York Mets' Bob Moorehead in 1962 and Oakland's Dave Otto in 1988 for most consecutive no-decisions when starting a career.
- Earned his first major league win after allowing one run on two hits against New York on June 2 at Dodger Stadium.
- Set the Dodgers' rookie record for most strikeouts when he fanned 16 vs. Pittsburgh on June 14...the previous Dodgers record was 15 by Karl Spooner for Brooklyn in 1954 and the L.A. Dodger record was held by Bill Singer in 1967...the major league rookie record is 18 by Montreal's Bill Gullickson in 1980.
- Also set the Dodgers' rookie record for most strikeouts in a season with 236, passing Don Sutton's total of 209 in 1966...Dwight Gooden holds the major league record with 276 for the New York Mets in 1984...ranks third on a list of 13 players who have fanned 200 or more in their rookie season.
- Set a Dodger record by striking out 50 in four consecutive starts from June 14-29, passing Sandy Koufax's 39 strikeouts during a four-game stretch on three occasions, last from Aug. 1-14, 1965.
- Struck out 13 or more in a game five times and 10 or more 11 times...Sandy Koufax is the only other Dodger to strike out 10 or more in a game eight or more times in a season.
- Recorded his first major league complete game shutout on June 24 vs. San Francisco, becoming the first Japanese pitcher to do so in the majors...pitched another in his next start on June 29 vs. Colorado.
- Named N.L. Player of the Month after going 6-0 with a 0.89 ERA in June...became the first rookie to win six games in a month without a loss since Cincinnati's Tom Browning in 1985 and Detroit's Mark Fidrych in 1976.
- Started for the N.L. and fanned three over 2.0 scoreless innings at the All-Star Game at Texas, becoming the first Japanese player to be selected to the mid-summer classic...became the first Dodger and first major league rookie to start an All-Star game since Fernando Valenzuela in 1981.
- Won seven straight decisions from June 2-July 15...was the first Dodger to win seven straight decisions since Orel Hershiser won 11 straight and Fernando Valenzuela and Bob Welch each won eight straight in 1985.
- Collected his first major league hit on July 15 vs. Florida...scored his first run at Atlanta on July 5 and drove in his first run at San Francisco on Aug. 5 when he went 2-for-4 and pitched a one-hit shutout...did not bat in Japan's Pacific League because of the designated hitter rule.
- Left after 4.0 innings with a split fingernail on his right middle finger at Houston on July 25...also left the game with the same problem after allowing just two hits and striking out 11 in 7.1 scoreless innings on Aug. 31 vs. New York.
- Threw a one-hitter and fanned 11 on Aug. 5 at San Francisco in the Dodgers' 3-0 win...it was his fourth complete game and third shutout...had a perfect game until he gave-up an infield single to Royce Clayton with one out in the eighth.
- Earned the win vs. Chicago on Aug. 15 despite being diagnosed with a stiff right elbow on Aug. 12.
- Allowed just one earned run and fanned 11 for the win in his final start of the season on Sept. 30 at San Diego to clinch the N.L. Western Division for the Dodgers.

**NOMO** (Continued)

- The Dodgers were 19-9 in his 28 starts...went 8-2 with a 1.73 ERA (99.0 IP/19 ER) in 14 starts at Dodger Stadium...was 11-3 with a 2.17 ERA (161.2 IP/39 ER) in 23 games on grass.
- Held right-handed batters to a .168 average...held all batters to a .158 average before the All-Star break.

**JAPAN PACIFIC LEAGUE HIGHLIGHTS****1994:**

- Went 8-7 with a 3.63 ERA and six complete games in 17 games for the Kintetsu Buffaloes in the Japanese Pacific League.
- Struck out 126 batters over 114.0 innings, an average of 9.9 strikeouts per 9.0 innings pitched...registered more strikeouts (1,204) than innings pitched (1051.1) in each of his five seasons in Japan.
- Reached double figures in complete games in four of his five seasons in Japan and went the distance 80 times in 134 starts (60 percent) for the Buffaloes.
- His season was cut short due to tendinitis in his right shoulder.

**1993:**

- Went 17-12 with a 3.70 ERA, 14 complete games and two shutouts in 32 starts...led the Pacific League in wins and strikeouts (276).
- Reached 1,000 strikeouts in his career faster than any other player in the history of professional baseball in Japan.
- Set a Pacific League record after striking out 10 or more in five consecutive starts.

**1992:**

- Went 18-8 with a 2.66 ERA in 30 games...led the league with a career-best 18 wins...also led the league with 238 strikeouts.
- Threw 17 complete games and a career-best five shutouts.
- Went 0-1 in three games against the major league All-Star team that visited Japan in October and November...gave up six earned runs on eight hits and fanned 11 over 8.0 innings.

**1991:**

- Went 17-11 with a .305 ERA, one save, four shutouts and a career-best 22 complete games in 31 games during his second professional season.
- Led the Pacific League in wins and strikeouts (287).
- Recorded the only save of his career.

**1990:**

- Went 18-8 with a 2.91 ERA in 29 games and led the league in wins, ERA and strikeouts (287).
- Won the Pacific League's Most Valuable Player Award, Sawamura Award (Japan's Cy Young Award), Rookie of the Year Award and Prime Minister Award.
- Tied a Japanese record for most strikeouts in a game when he fanned 17 on April 29, 1990.
- Was 1-1 in three relief appearances against the major league All-Star team that toured Japan.

**MINOR LEAGUE HIGHLIGHTS****1986-89:**

- Played four seasons in the Industrial League for the Shin-Nitte Tsu.

**PERSONAL**

- He and his wife, Kikuko, reside in Japan during the offseason with their five-year-old son, Takahiro.
- Graduated from Seijyo Kogyo H.S. in 1986.
- Was a member of Japan's national baseball team that won a silver medal at the 1988 Olympics in Seoul, Korea.
- Nicknamed "The Tornado" because of his unusual pitching delivery.
- Joined teammates Mike Piazza and Chan Ho Park at Nike instructional baseball clinics throughout Asia during the 1997 offseason.
- Participates in numerous Dodger youth clinics in Los Angeles throughout the season.
- Farmer John has contributed \$46,700 since 1996 to the UCLA Children's Hospital Cancer Research Foundation after pledging \$100 for every strikeout he recorded.

- President Bill Clinton received an autographed Hideo Nomo baseball glove from Japanese Prime Minister Ryutaro Hashimoto on April 16, 1996 during the President's visit to Tokyo.
- Was honored with sports legends Muhammad Ali, Florence Griffith-Joyner, Ann Meyers-Drysdale, Gene Upshaw and Keyshawn Johnson at the Los Angeles Salute to Champions Award luncheon on June 3, 1996.
- Nike of Japan donated \$10 for every pitch he threw in 1996 to the Make-A-Wish Foundation in Japan to help underprivileged children.
- Coca-Cola donated \$100 for each strikeout he recorded in 1995 to the Pediatric AIDS Foundation of Southern California.
- Has appeared in commercials for Jive Coffee, Nike, Toyota and Sumitomo Life Insurance.
- Was extremely popular in Japan during his rookie season in 1995...NHK-TV televised his games on giant big-screen televisions on streets and buildings in high-traffic areas in 13 Japanese cities...NHK-TV also produced two shows...the first was "Dodger World," a pre-game special on Aug. 11 that linked reporters from Dodger Stadium to studio hosts in Japan via satellite...the second was "Nomo, the Major Leaguer," a 50-minute special televised on Sept. 17 throughout Japan...the show drew an 18.6 rating in Tokyo and a 24.4 rating in Osaka, meaning more than 20 million Japanese viewers watched the program...NHK also aired a 12-hour special on Nomo on New Year's Eve...local members of the Japanese-American community recorded "The Ballad of Hideo Nomo," a song written to the tune of Harry Belafonte's "Day-O."
- Returned to Japan following the 1995 season and was greeted by an estimated 1,000 fans at Narita Airport outside of Tokyo.
- Was voted the third-most person Japanese people would like to meet in a survey conducted by the Japanese Frozen Food Association...finished behind Prime Minister Murayama and Yomiuri Giants' manager Shigeo Nagashima.
- Appeared on stage with the Eagles at a concert at the Tokyo Dome on Nov. 15, 1995.
- Received the honorable Kikuchi Award on Dec. 1, 1995...the award is given to individuals who are instrumental in introducing the Japanese culture to other countries...joined former Taiyo baseball manager Osamu Miura as the only athletes to receive the award.
- Earned a special recognition award on Dec. 12, 1995 from Gorin Kai, an organization of previous Japanese Olympians.
- His last name, Nomo, was selected as the most popular word or named used throughout Japan in 1995.
- High school students in Japan's Kouchi Prefecture constructed a 12x15 meter mural of him from 20,000 recyclable cans.
- Was selected as the top sports story of 1995 in Japan by Kyodo News Service and *The Daily Yomiuri*...also selected No. 3 among the Top 10 news events in 1995 by *The Daily Yomiuri*.
- A credit association in Osaka, Japan raised the interest rate on special savings accounts by 0.001 percent for each batter he struck out.

## PROFESSIONAL RECORD

YEAR	CLUB	W-L	ERA	G	GS	CG	SHO	SV	IP	H	R	ER	BB	SO
1990	KINTETSU	18-8	2.91	29	27	21	2	0	235.0	-	-	76	109	287
1991	KINTETSU	17-11	3.05	31	29	22	4	1	242.1	-	-	82	128	287
1992	KINTETSU	18-8	2.66	30	29	17	5	0	216.2	-	-	64	117	228
1993	KINTETSU	17-12	3.70	32	32	14	2	0	243.1	-	-	100	148	276
1994	KINTETSU	8-7	3.63	17	17	6	0	0	114.0	-	-	46	86	128
1995	Bakersfield	0-1	3.38	1	1	0	0	0	5.1	6	2	2	1	8
	LOS ANGELES	13-6	2.54	28	28	4	3	0	191.1	124	63	54	78	236
1996	LOS ANGELES	16-11	3.19	33	33	3	2	0	228.1	180	93	81	85	234
1997	LOS ANGELES	14-12	4.25	33	33	1	0	0	207.1	193	104	98	92	233
<b>ML Totals-3 years</b>		<b>43-29</b>	<b>3.34</b>	<b>94</b>	<b>94</b>	<b>8</b>	<b>5</b>	<b>0</b>	<b>627.0</b>	<b>497</b>	<b>260</b>	<b>233</b>	<b>186</b>	<b>703</b>
Japan Totals-5 years		78-46	3.15	139	134	80	13	1	1051.1	-	-	368	588	1204
Pro Totals-8 years		121-75	3.22	233	228	88	18	1	1678.1	-	-	601	774	1907

# Los Angeles Dodgers 1998 Media Guide

204

**NOMO** (Continued)

## DIVISION SERIES RECORD

YEAR	CLUB VS. OPP.	W-L	ERA	G	GS	CG	SHO	SV	IP	H	R	ER	BB	SO
1995	LA vs. Cin.	0-1	9.00	1	1	0	0	0	5.0	7	5	5	2	6
1996	LA vs. Atl	0-1	12.27	1	1	0	0	0	3.2	5	5	5	5	3
<b>Division Series Totals</b>		<b>0-2</b>	<b>10.39</b>	<b>2</b>	<b>2</b>	<b>0</b>	<b>0</b>	<b>0</b>	<b>8.2</b>	<b>12</b>	<b>10</b>	<b>10</b>	<b>7</b>	<b>9</b>

## ALL-STAR GAME RECORD

Year	Club, Site	W-L	ERA	G	GS	CG	SHO	SV	IP	H	R	ER	BB	SO
1995	L.A., Tex.	0-0	0.00	1	1	0	0	0	2.0	1	0	0	0	3

## STATISTICAL BREAKDOWN

	1997							CAREER				
	W-L	SV	ERA	G	IP	H	ER	W-L	SV	ERA	IP	ER
<b>Totals</b>	14-12	0	4.25	33	207.1	193	98	43-29	0	3.34	627.0	233
Atlanta	0-0	0	4.50	1	6.0	9	3	2-0	0	2.04	35.1	8
Chicago	1-1	0	6.92	2	13.0	18	10	3-2	0	4.04	35.2	16
Cincinnati	1-1	0	3.00	2	15.0	13	5	4-1	0	2.95	36.2	12
Colorado	2-1	0	4.09	3	22.0	15	10	6-1	0	3.43	65.2	25
Florida	0-4	0	8.20	4	18.2	25	17	2-6	0	4.43	63.0	31
Houston	0-2	0	2.75	3	19.2	13	6	1-5	0	4.54	41.2	21
Milwaukee	-	-	-	-	-	-	-	-	-	-	-	-
Montreal	2-0	0	3.00	3	21.0	20	7	4-1	0	2.55	42.1	12
New York	0-0	0	3.00	1	6.0	3	2	1-2	0	3.12	40.1	14
Philadelphia	3-0	0	2.86	4	22.0	18	7	4-2	0	3.49	56.2	22
Pittsburgh	1-0	0	7.20	1	5.0	6	4	4-1	0	3.46	41.2	16
St. Louis	1-0	0	2.00	1	9.0	6	2	4-2	0	2.32	50.1	13
San Diego	0-2	0	7.71	2	11.2	16	10	2-3	0	4.21	36.1	17
San Francisco	1-0	0	1.13	1	8.0	9	1	4-2	0	2.12	51.0	12
Anaheim	1-0	0	2.19	2	12.1	9	3	1-0	0	2.19	12.1	3
Oakland	1-1	0	4.26	2	12.2	5	6	1-1	0	4.26	12.2	6
Seattle	-	-	-	-	-	-	-	-	-	-	-	-
Texas	0-0	0	8.44	1	5.1	8	5	0-0	0	8.44	5.1	5
American League	2-1	0	4.15	5	30.1	22	14	2-1	0	4.15	30.1	14
Before ASG	8-7	0	3.81	18	115.2	95	49	23-15	0	3.20	326.2	116
After ASG	6-5	0	4.81	15	91.2	98	49	20-14	0	3.51	300.1	117
April	3-2	0	3.50	6	36.0	26	14	7-4	0	3.38	77.1	29
May	2-2	0	3.67	5	34.1	34	14	4-5	0	3.94	98.1	43
June	2-3	0	4.81	6	39.1	32	21	10-6	0	2.91	130.0	42
July	2-1	0	2.76	5	29.1	30	9	6-4	0	2.55	102.1	29
August	4-2	0	4.97	6	38.0	45	21	5-4	0	4.05	113.1	51
Sept./Oct.	1-2	0	5.64	5	30.1	26	19	7-4	0	3.32	105.2	39
As Starter	14-12	0	4.25	33	207.1	193	98	43-29	0	3.34	627.0	233
As Reliever	-	-	-	-	-	-	-	-	-	-	-	-
Winning Streak	3 Games							7 Games				
Losing Streak	3 Games							3 Games				
Home	6-7	0	3.60	17	110.0	95	44	23-15	0	2.73	343.0	104
Away	8-5	0	4.99	16	97.1	98	54	20-14	0	4.09	284.0	129

## MISCELLANEOUS STATISTICS

Year	Pitching Totals						Hitting Totals						
	IBB	HB	WP	BK	HR	AVG	AB	R	H	2B	3B	HR	RBI
1995	2	5	19	5	14	.091	66	2	6	0	0	0	4
1996	6	2	11	3	23	.133	75	1	10	4	0	0	3
1997	2	9	10	4	23	.159	69	3	11	5	0	0	2
<b>ML Totals</b>	<b>10</b>	<b>16</b>	<b>40</b>	<b>12</b>	<b>60</b>	<b>.129</b>	<b>210</b>	<b>6</b>	<b>27</b>	<b>9</b>	<b>0</b>	<b>0</b>	<b>9</b>

## NOMO'S CAREER TRANSACTIONS

■ Signed by Los Angeles as a free agent on Feb. 13, 1995.

**NOMO'S CAREER GAME HIGHS**

<b>Low Hit Game:</b>	0, Sept. 17, 1996 at Colorado
<b>Most Innings Pitched – Starter:</b>	9.0 (8 times), last time June 7, 1997 vs. St. Louis
<b>Most Innings Pitched – Reliever:</b>	None
<b>Most Strikeouts:</b>	17, April 13, 1996 vs. Florida
<b>Most Walks:</b>	7 (3 times), last time Aug. 10, 1996 at Cincinnati
<b>Longest Winning Streak:</b>	7 games, June 2-July 15, 1995
<b>Longest Losing Streak:</b>	3 games, May 22-June 2, 1997

**HITTING**

<b>Most Hits:</b>	2 (4 times), last time Aug. 1, 1997 at Chicago
<b>Most RBI:</b>	1 (9 times), last time Aug. 12, 1997 vs. Chicago
<b>Most HR:</b>	None

**NOMO'S NO-HITTER**

**September 17, 1996 at Colorado Rockies, 9-0**

**IP: 9.0 H: 0 R: 0 ER: 0 BB: 4 SO: 8**

**Opposing Starter:** Bill Swift (suffered the loss)

**The Dodger Defense:** 1st base – Eric Karros, 2nd base – Delino DeShields, Shortstop – Greg Gagne, 3rd base – Tim Wallach, Catcher – Mike Piazza, Left Field – Todd Hollandsworth, Center Field – Wayne Kirby, Right Field – Raul Mondesi

**1st Inning:** Eric Young flies out to Kirby; Quinton McCracken walks; McCracken steals second; Ellis Burks flies out to Mondesi; Dante Bichette strikes out swinging.

**2nd Inning:** Andres Galarraga walks; Galarraga steals second; Vinny Castilla strikes out swinging; Steve Decker strikes out swinging; Neifi Perez fouls out to Wallach.

**3rd Inning:** Billy Swift grounds out to DeShields; Young flies out to Kirby; McCracken grounds out to DeShields.

**4th Inning:** Burks walks; Bichette strikes out swinging; Galarraga reached on a fielder's choice and Burks was forced out at second, Castilla flies out to Mondesi.

**5th Inning:** Decker flies out to Mondesi; Perez pops up to Wallach; Swift strikes out swinging.

**6th Inning:** Young walks; Young was caught stealing; McCracken grounded out to Nomu; Burks grounded out to Nomu.

**7th Inning:** Bichette strikes out swinging; Galarraga flies out to Mondesi; Castilla flies out to Kirby.

**8th Inning:** Terry Jones, pinch-hitting for Swift, strikes out looking; Perez grounds out to DeShields; John Vander Wal, pinch-hitting for Bryan Rekar, pops up to Wallach.

**9th Inning:** Young grounds out to DeShields, McCracken grounds out to DeShields; Burks strikes out swinging.

*Two-hour rain delay prior to the start of the game. Nomu was forced to pitch from the stretch from the third inning because of wet conditions on the mound.*

**DODGERS' RECORD UNDER O'MALLEY OWNERSHIP**

The Dodgers rank second in the major leagues with a 4,163-3,394 record (.551) since the O'Malley family purchased the Dodgers in 1950.

<b>Team</b>	<b>Record</b>	<b>Pct.</b>
New York Yankees	4137-3315	.555
<b>Los Angeles/Brooklyn Dodgers</b>	<b>4163-3394</b>	<b>.551</b>
Boston Red Sox	3922-3559	.524
Cincinnati Reds	3881-3575	.521
San Francisco/New York Giants	3906-3654	.517

13

**Antonio  
Osuna***Right-Handed Pitcher*

**Height:** 5-11      **Weight:** 206  
**Bats:** Right      **Throws:** Right  
**Opening Day Age:** 24  
**Birth Date:** April 12, 1973  
**Birthplace:** Sinaloa, Mexico  
**M.L. Service:** 2 years and 110 days  
**How Obtained:** Signed by Los Angeles  
as a free agent on June 12, 1991  
**Contract Status:** Signed through 1998

**1997 NOTES**

- Compiled a 3-4 record and posted a team-low 2.19 ERA (15 ER/61.2 IP) with 68 strikeouts in 48 games pitched.
- Started the season at Triple-A Albuquerque and went 1-1 with a 1.93 ERA and six saves in 13 outings with the Dukes...fanned 26 batters in 14.0 innings pitched.
- Was recalled by the Dodgers on May 13 and went 1-1 with a 0.75 ERA (1 ER/12.0 IP) in his first 10 outings of the season.
- Earned the win in his first appearance of the season on May 14 at Chicago in a 6-4 comeback win against the Cubs...fanned two in 1.2 scoreless innings for the win.
- Suffered his first loss of the season on May 21 at San Diego when he allowed a run with two outs in the bottom of the 11th to give the Padres a 5-4 win.
- Went on to lose his next two decisions...gave up a season-high four runs on three hits in 1.0 inning on June 10 vs. Houston...served up a game-winning home run to Russ Davis in the ninth inning that snapped a 8-8 tie on June 14 at Seattle.
- Allowed just three hits and fanned 10 batters over 6.2 scoreless innings in his next six outings from June 15-30.
- Pitched a season-best 3.0 scoreless innings and matched a season-high with four strikeouts on July 23 vs. New York in the Dodgers' 2-1 loss ...also struck out four batters in a game on May 19 at Montreal and Aug. 3 at Chicago to give him seven career four-strikeout games.
- Won his second game of the season on Aug. 22 at Philadelphia after fanning one in a scoreless eighth inning...the Dodgers rallied for four runs in the top of the ninth inning to give him the win.
- Picked up his third win of the season on Aug. 29 vs. Oakland when the Dodgers scored two runs in the bottom of the 10th inning for a 5-4 victory...gave up one run and then pitched out of a bases loaded jam in the 10th to earn the win.
- Finished the season with a 1.50 ERA after allowing six earned runs over 36.0 innings in his final 25 outings after July 12...allowed 25 hits and struck out 38 during that stretch.
- Allowed just three of the 24 runners he inherited to score...held the first batter he faced to a .159 average (7-for-44).
- Struck out at least one batter in 39 of 48 outings (81 percent) and did not allow a hit in 16 of his 48 appearances (33 percent).
- Held the opposition to a .209 batting average, second on the club to Darren Dreifort's .202 average.
- Underwent arthroscopic surgery to repair a lateral meniscus tear in his right knee by Dr. Ralph Gambardella at Centinela Hospital Medical Center on Dec. 2...sustained the injury while pitching for Hermosillo in Mexican Winter League.

**MAJOR LEAGUE HIGHLIGHTS****1996:**

- Finished with a 9-6 record and 3.00 ERA in 73 relief appearances...the nine wins are the most by a Dodger reliever since Pedro Martinez won 10 in 1993...his 73 relief appearances rank fifth in Dodger history and are the most since Charlie Hough appeared in 77 games in 1976.
- Gave up one run on one hit over 1.2 innings Game Two of the N.L. Division Series against Atlanta...gave up two hits in 0.1 inning in Game Three at Atlanta.
- Named as having the third-best fastball behind Atlanta's Mark Wohlers and Florida's Rob Nen in *Baseball America's* annual Best Tools survey of major league managers.
- Came in the game with two outs in the ninth inning and threw one pitch to record the last out for his first career save on May 18 vs. Philadelphia.
- Went 4-0 with a 0.84 ERA (1 ER/10.2 IP) and 12 strikeouts from July 21-Aug. 11...didn't allow a run over 20.2 innings while allowing 12 hits and striking out 21 from May 3-June 6.
- Pitched a career-high 3.0 innings on five occasions...posted a 0.36 ERA (1 ER/25.1 IP) when lasting more than 2.0 innings.
- The Dodgers were 47-26 in his 73 appearances...L.A. went 9-0 when he made an appearance from Aug. 23-Sept. 12.
- Earned three saves in eight opportunities...had a 9.00 ERA (5.0 IP/5 ER) in those eight games.
- Went 36 games without allowing a home run until giving up a roundtripper in back-to-back games at Colorado from June 29-30.
- Recorded a career-high four strikeouts on May 7 at Cincinnati and on July 6 vs. Colorado.
- Allowed more than two runs in just four of his 73 appearances...did not allow a run in 56 of his 73 games pitched ...allowed more than three hits just once when he gave up four vs. San Diego on Sept. 27.
- Went 1-0 with a 0.00 ERA in 18.1 innings in May.

**1995:**

- Compiled a 2-4 record and 4.43 ERA over 39 games in his rookie campaign with the Dodgers.
- Allowed five runs on two hits over 2.2 innings in his major league debut on Opening Day at Florida on April 25.
- Suffered his first career loss at San Diego on May 8 after surrendering two runs on two hits in 0.1 inning.
- Was placed on the 15-day disabled list on May 19 after straining his right groin while pitching in the May 18 game vs. Pittsburgh...reinstated from the disabled list on June 18 and optioned to Albuquerque.
- Went 0-1 with a 4.42 ERA with the Dukes.
- Was recalled from Albuquerque on July 25 and allowed just three runs over 24.0 innings for a 1.13 ERA in his first 21 games back.
- Was 0-1 with a 2.11 ERA (21.1 IP/5 ER) in 18 games at home but was 2-3 with a 6.56 ERA (23.1 IP/17 ER) in 21 road games.
- Was 1-2 with a 2.67 ERA (30.1 IP/9 ER) in 28 games after the All-Star break...fanned 37, walked nine and held opposing batters to a .194 (21-for-108) average during that span.
- Struck out the first batter he faced in five consecutive outings from May 18-Aug. 6.
- Gave up five home runs in his 11 games before being optioned to Albuquerque on June 18, but did not allow another home run in his 28 games after being recalled.
- Pitched in all three games of the N.L. Division Series against Cincinnati...hurled a scoreless inning in Game One, gave up one run over 1.0 inning in Game Two and suffered the loss in Game Three.
- Went 0-1 with a 0.00 ERA (19 IP/ 0 ER) and 16 saves in 17 regular-season appearances for Hermosillo in the Mexican Winter League...led the league in saves.

OSUNA (Continued)

**MINOR LEAGUE HIGHLIGHTS****1994:**

- Went 1-2 with a 0.98 ERA and 19 saves in 35 appearances for Double-A San Antonio...earned a late-season promotion to Albuquerque and was 0-0 with four saves in 6.0 scoreless innings for the Dukes.
- Began the season on the disabled list with tendinitis in his right shoulder.
- Went 0-0 with a 0.00 ERA and five saves after allowing just four hits over 17.2 innings in June.
- Named the Texas League Pitcher of the Week from Aug. 8-14 after recording four saves by throwing 5.0 scoreless innings in four games.
- Promoted to Albuquerque in late August and appeared in six games...was 0-0 with four saves over 6.0 scoreless innings.
- Led Hermosillo to the Mexican Pacific League title and the Caribbean World Series...went 3-0 with a 1.47 ERA and 11 saves in 24 regular-season games.

**1993:**

- Was 2-1 with a 1.36 ERA for Obregon in the Mexican Pacific League ...struck out 15 consecutive batters to set a Mexican Pacific League record.

**PERSONAL**

- Signed by Mike Brito.
- Participates in several baseball clinics for local youth during the season.
- Enjoys Latin music and dancing.

**CAREER RECORD**

YEAR	CLUB	W-L	ERA	G	GS	CG	SHO	SV	IP	H	R	ER	BB	SO
1991	Yakima	0-0	3.20	13	0	0	0	5	25.1	18	10	9	8	38
1992	Mexico City	16-7	3.57	-	-	-	-	5	166.2	160	70	65	70	139
1993	Bakersfield	0-2	4.91	14	2	0	0	2	18.1	19	10	10	5	20
1994	San Antonio	1-2	0.98	35	0	0	0	19	46.0	19	6	5	18	53
	Albuquerque	0-0	0.00	6	0	0	0	4	6.0	5	1	0	1	8
1995	Albuquerque	0-1	4.42	19	0	0	0	11	18.1	15	9	9	9	19
	LOS ANGELES	2-4	4.43	39	0	0	0	0	44.2	39	22	22	20	46
1996	Albuquerque	0-0	0.00	1	0	0	0	0	1.0	2	0	0	0	1
	LOS ANGELES	9-6	3.00	73	0	0	0	4	84.0	65	33	28	32	85
1997	Albuquerque	1-1	1.93	13	0	0	0	6	14.0	9	3	3	4	26
	LOS ANGELES	3-4	2.19	48	0	0	0	0	61.2	46	15	15	19	68
<b>ML Totals-3 years</b>		<b>14-14</b>	<b>3.07</b>	<b>160</b>	<b>0</b>	<b>0</b>	<b>0</b>	<b>4</b>	<b>190.1</b>	<b>150</b>	<b>70</b>	<b>65</b>	<b>71</b>	<b>199</b>

**DIVISION SERIES RECORD**

YEAR	CLUB VS. OPP.	W-L	ERA	G	GS	CG	SHO	SV	IP	H	R	ER	BB	SO
1995	LA vs. Cin.	0-1	2.70	3	0	0	0	0	3.1	3	1	1	1	3
1996	LA vs. Atl	0-1	4.50	2	0	0	0	0	2.0	3	1	1	1	4
<b>Division Series Totals</b>		<b>0-2</b>	<b>3.38</b>	<b>5</b>	<b>0</b>	<b>0</b>	<b>0</b>	<b>0</b>	<b>5.1</b>	<b>6</b>	<b>2</b>	<b>2</b>	<b>2</b>	<b>7</b>

**DODGERS NAMED TO "100 BEST COMPANIES TO WORK FOR" LIST**

The Dodgers were the only sports franchise and Los Angeles-based company chosen in 1997 by *Fortune* magazine as one of the 100 Best Companies to Work for in America. It was the third time the Dodgers have received such prestigious recognition after being acknowledged by best-selling authors Robert Levering and Milton Moskowitz in their books, *The 100 Best Companies to Work for in America*, published in 1984 and 1993. The Dodgers were one of 18 companies to be named in all three editions.

## STATISTICAL BREAKDOWN

	1997							CAREER					
	W-L	SV	ERA	G	IP	H	ER	W-L	SV	ERA	IP	ER	
<b>Totals</b>	3-4	0	2.19	48	61.2	46	15	14-14	4	3.07	190.1	65	
Atlanta	0-0	0	0.00	1	1.0	1	0	1-0	0	0.69	13.1	1	
Chicago	1-0	0	1.17	5	7.2	5	1	1-2	0	2.60	17.1	5	
Cincinnati	0-0	0	0.00	2	3.0	1	0	1-0	0	3.72	9.2	4	
Colorado	0-1	0	5.06	4	5.1	4	3	1-1	0	5.89	18.1	12	
Florida	0-0	0	0.00	5	6.2	5	0	1-0	0	3.41	13.2	5	
Houston	0-1	0	11.25	3	4.0	4	5	1-1	0	5.00	9.0	5	
Milwaukee	-	-	-	-	-	-	-	-	-	-	-	-	
Montreal	0-0	0	0.00	3	4.2	4	0	1-0	0	0.00	17.0	0	
New York	0-0	0	0.00	1	3.0	1	0	0-0	0	4.15	8.2	4	
Philadelphia	1-0	0	0.00	1	1.0	0	0	0-1	0	1.42	12.2	2	
Pittsburgh	0-0	0	0.00	2	4.0	3	0	1-0	0	1.93	14.0	3	
St. Louis	0-0	0	2.25	3	4.0	2	1	0-2	0	3.38	13.1	5	
San Diego	0-1	0	3.00	2	3.0	2	1	0-5	0	6.46	15.1	11	
San Francisco	0-0	0	1.29	8	7.0	3	1	4-1	0	2.18	20.2	5	
Anaheim	0-0	0	13.50	1	0.2	2	1	0-0	0	13.50	0.2	1	
Oakland	1-0	0	2.70	2	3.1	5	1	1-0	0	2.70	3.1	1	
Seattle	0-1	0	6.75	2	1.1	2	1	0-1	0	6.75	1.1	1	
Texas	0-0	0	0.00	3	2.0	2	0	0-0	0	0.00	2.0	0	
<b>American League</b>	1-1	0	3.68	8	7.1	11	3	1-1	0	3.68	7.1	3	
Before ASG	1-3	0	3.00	21	24.0	20	8	6-8	2	3.24	89.0	32	
After ASG	2-1	0	1.69	27	37.1	26	7	8-6	2	2.94	101.0	33	
April	-	-	-	-	-	-	-	2-3	0	4.58	19.2	10	
May	1-1	0	1.04	7	8.2	8	1	3-3	1	2.21	36.2	9	
June	0-2	0	3.68	13	14.2	10	6	0-2	1	3.90	27.2	12	
July	0-0	0	1.64	7	11.0	7	2	4-1	0	2.45	25.2	7	
August	2-0	0	1.15	10	15.2	12	2	2-1	1	2.83	28.2	9	
Sept./Oct.	0-1	0	3.09	11	11.2	9	4	1-4	1	3.96	36.1	16	
As Starter	-	-	-	-	-	-	-	-	-	-	-	-	
As Reliever	3-4	0	2.19	48	61.2	46	15	14-14	4	3.07	190.1	65	
Winning Streak				2 Games							4 Games		
Losing Streak				3 Games							3 Games		
Home	1-2	0	2.51	21	26.2	23	8	4-7	3	2.78	90.2	28	
Away	2-2	0	1.91	27	33.0	23	7	10-7	1	4.79	99.2	53	

## MISCELLANEOUS STATISTICS

Year	Pitching Totals					Hitting Totals							
	IBB	HB	WP	BK	HR	AVG	AB	R	H	2B	3B	HR	RBI
1995	1	1	1	0	5	.000	2	0	0	0	0	0	0
1996	11	2	3	2	6	.000	1	0	0	0	0	0	1
1997	2	1	2	0	6	.500	2	0	1	0	0	0	0
<b>ML Totals</b>	<b>14</b>	<b>4</b>	<b>6</b>	<b>2</b>	<b>17</b>	<b>.200</b>	<b>5</b>	<b>0</b>	<b>1</b>	<b>0</b>	<b>0</b>	<b>0</b>	<b>1</b>

## OSUNA'S CAREER TRANSACTIONS

- Signed by Los Angeles as a free agent on June 12, 1991.

## DISABLED LIST

- May 19-June 16, 1995 (strained right groin).

## OSUNA'S CAREER GAME HIGHS

Most Innings Pitched - Starter:	None
Most Innings Pitched - Reliever:	3.0 (6 times), last time July 23, 1997 vs. New York
Most Strikeouts:	4 (7 times), last time August 3, 1997 at Chicago
Most Walks:	5, April 25, 1995 at Florida
Longest Winning Streak:	4 games, July 21-Aug. 11, 1996
Longest Losing Streak:	3 games, May 21-June 14, 1997

61

## Chan Ho Park

*Right-Handed Pitcher*

**Height:** 6-2      **Weight:** 206  
**Bats:** Right      **Throws:** Right  
**Opening Day Age:** 24  
**Birth Date:** June 30, 1973  
**Birthplace:** Kong Ju City, Korea  
**M.L. Service:** 2 years and 45 days  
**How Obtained:** Signed by Los Angeles  
as a free agent on January 14, 1994  
**Contract Status:** Signed through 1998



### 1997 NOTES

- Emerged as one of the N.L.'s best young pitchers after a breakout season in 1997...tied Hideo Nomo for the team lead in victories with a 14-8 record and posted a 3.38 ERA in 32 appearances and 29 starts.
- Finished second in the N.L. with a .213 opponents batting average behind Montreal's Pedro Martinez with a .184 mark...his 14 wins tied three other pitchers for 12th.
- Battled out Tom Candiotti in spring training for the fifth spot in the Dodgers rotation...suffered the loss in his first start of the season on April 5 against Pittsburgh after giving up three runs on seven hits in 6.0 innings.
- Took a no-decision in his next start on April 9 against the Mets despite allowing only one run on two hits through 7.0 innings...the Dodgers won 3-2 in 14 innings.
- Appeared out of the bullpen in his next three outings when the Dodgers went with a four-man rotation due to their five days off in April ...allowed only one run on two hits in 4.1 innings for a 2.08 ERA during that stretch.
- Returned to the starting rotation for good on April 29 at Atlanta and earned his first win of the season to stop the Dodgers' four-game losing streak in the 6-2 victory...allowed one run on two hits through 5.0 innings.
- Went 4-4 with a 3.55 ERA in his next 12 outings to finish with a 5-5 record and 3.29 ERA at the All-Star break.
- Caught fire in the second half by winning a career-best five-consecutive decisions from July 10-31...was a perfect 5-0 with a 1.96 ERA in July after allowing just nine earned runs on 27 hits in 41.1 innings...fanned 34 and walked 14 during that span.
- Struck out a career-high 11 batters in his 8-3 victory at Atlanta on July 20 ...11 of the 19 outs he recorded against the Braves were strikeouts after allowing three runs in 6.1 innings.
- Earned his 10th win in the Dodgers' 4-1 victory on July 31 at Chicago...allowed just one earned run on three hits in 8.0+ innings of work...retired 19 consecutive Cubs from the second to eighth inning.
- Snapped his five-game win streak after suffering the loss on Aug. 6 at Montreal...gave up a season-high six runs and nine hits through 5.0 innings in the 7-3 defeat.
- Went on to win his next three starts from Aug. 11-21 to give him an 8-1 record and 3.03 ERA (21 ER/62.1 IP) in nine starts from July 10-Aug. 21.
- Pitched his first complete game on Aug. 11 vs. Chicago in his 33rd career start...gave up a pinch-hit solo home run to Dave Hansen in the eighth inning and four hits in the 2-1 win over the Cubs.
- Suffered the loss on Sept. 17 at San Francisco after giving up a walk to Darryl Hamilton and then a home run to Barry Bonds to stake the Giants to a 2-0 lead in the first inning...retired 20 of the next 23 batters until leaving the game after the seventh inning...Raul Mondesi homered in the fifth inning for the Dodgers only run in the 2-1 defeat.

- Threw his second complete game in his final outing on Sept. 23 against San Diego...gave up a two-run home run and seven hits in the 6-2 victory.
- Won nine of his last 12 decisions and posted a 3.34 ERA (37 ER/99.1 IP) in his last 15 starts since July 2.
- Allowed three earned runs or less in 23 of his 29 starts and one run or less in 10 starts...the Dodgers were 20-9 when he started.
- Reached the seventh inning in 19 of his 29 starts and posted a 9-3 record in games following Dodger losses.
- The Dodgers averaged 43,871 fans per game in his 15 starts at Dodger Stadium.
- Allowed a club-high 24 home runs...35 of the 72 earned runs (49 percent) he allowed were via the home run.
- Batted .176 with four doubles and two RBI...also led the pitching staff with 11 sacrifice bunts and tied Ramon Martinez for the pitching staff lead with five runs.

## MAJOR LEAGUE HIGHLIGHTS

### 1996:

- Went 5-5 with a 3.64 ERA in 48 games (10 starts) in his first full season with the Dodgers...was 3-3 with a 2.77 ERA (12 ER/39.0 IP) as a starter and 2-2 with a 4.13 ERA (32 ER/69.2 IP) in 39 relief outings.
- Earned his first major league win in his first appearance of the season after allowing just three hits over a season-high 4.0 shutout innings of relief on April 6 at Chicago...walked four and struck out a career-high seven...replaced Ramon Martinez, who pulled a groin muscle in the top of the second inning.
- Was 1-0 with a 1.50 ERA (1 ER/6.0 IP) in his first three appearances of the season, all in relief.
- Allowed one hit over 5.0 scoreless innings in his first start of the season on April 11 vs. Florida...walked three and fanned six.
- Was 2-2 with a 2.48 (8 ER/29.0 IP) in six consecutive starts from April 11-May 8.
- Hurlled 10.1 scoreless innings over six outings from May 22-June 5.
- Did not surrender a home run until his 19th appearance on July 14 at Atlanta.
- Pitched a career-high 4.0 relief innings on Aug. 18 vs. Montreal and on June 5 vs. Pittsburgh.
- Fanned three in 3.0 shutout innings for his second win in relief on June 19 at Chicago...drove in the winning run in the 13th inning after drawing a bases-loaded walk.
- Allowed just five earned runs in over 17.1 innings for 2.60 ERA to end the season.
- Was 2-2 with a 1.35 ERA (6 ER/40.0 IP) and 32 strikeouts in seven starts and one relief appearance for Azucareros in the Dominican Winter League.

### 1995:

- Went 0-0 with a 4.50 ERA in two games with the Dodgers after being recalled from Triple-A Albuquerque on Sept. 5.
- Made his first major league start on Oct. 1 at San Diego...gave up a home run to the Padres' Jody Reed for his only hit over 3.0 innings ...struck out five consecutive batters and walked none...struck out against Andy Ashby in his first appearance at the plate.
- Allowed one run on one hit and fanned two in 1.0 inning of relief on Sept. 11 at Chicago.
- Went 6-7 with a 4.91 ERA over a team-high 22 starts for Albuquerque...led the Dukes and was fourth in the Pacific Coast League with 101 strikeouts...averaged 8.26 strikeouts per 9.0 innings, tops among Triple-A starting pitchers.
- Went 3-0 with a 1.83 ERA (4 ER/19.2 IP) in July.
- Had a 3-1 record and 2.74 ERA in nine starts for Peoria in the Arizona Fall League...recorded 38 strikeouts...named AFL Pitcher of the Week from Nov. 13-20.

**PARK** (Continued)

- Selected by *Baseball America* as the second-best Dodger prospect ...named as having the PCL's best fastball in *Baseball America's* annual Best Tools survey of league managers.

**1994:**

- Started the season in Los Angeles and was 0-0 with an 11.25 ERA (5 ER/4.0 IP) in two games for the Dodgers.
- He and Darren Dreifort became the 17th and 18th players in major league history since the amateur draft began in 1965 to make their professional debuts in the major leagues...the last two players to make their debuts in the majors were California's Jim Abbott and Toronto's John Olerud in 1989...the last N.L. player to do so was Atlanta's Bob Horner in 1978...the last Dodger to skip the minor leagues was Sandy Koufax in 1955.
- Became the first Korean to play in the major leagues when he made his major league debut on April 8 vs. Atlanta...allowed two runs on one hit and fanned two in 1.0 inning...however, the Dodgers were no-hit in the game by the Brave's Kent Mercker and lost 6-0.
- Made one other relief appearance on April 14 at St. Louis...half of the outs he recorded were strikeouts (6 of 12).
- Was optioned to Double-A San Antonio on April 20...went 5-7 with a 3.55 ERA in 20 starts for the Missions...fanned 100 batters.
- Improved his control in the final two months of the season...walked 19 and struck out 40 in 48.1 innings...struggled with his control in May and June with 36 walks and 46 strikeouts in 44.1 innings.
- Rated the 10th-best prospect in the Texas League by *Baseball America*.

**COLLEGE/AMATEUR HIGHLIGHTS**

- Named to the All-Korean team and Korean National team during his sophomore year at Hanyang University in 1993.
- Had a win, two saves and a 2.76 ERA and earned a silver medal with his team at the Asian Games in Australia in February 1993.
- Was 1-0 with two saves when his team won the White Flag College Games Championship in Korea in May 1993.
- Recorded one win and two saves and had a 1.10 ERA in four appearances during the World University Games in Buffalo, NY in July 1993...held Taiwan to two hits and struck out six over 7.0 innings in the opening game...also recorded saves against Japan and Canada and pitched 3.2 innings against Cuba.
- Won team MVP honors at Kong Ju H.S. from 1990-92...compiled a 17-5 record and nine saves during his prep career...also named the Most Valuable Pitcher at four national tournaments.
- Was 1-0 with one save in two tournament games during his freshman year at Hanyang University in 1992...Hanyang also won the President's Tournament Baseball Competition.
- Recorded three wins and a save as his high school team won the Korean National Sports Festival Championship in 1992.
- Recorded two saves at the Blue Dragon Flag Tournament in 1992.
- Earned two wins and one save and his school finished second in the 1992 National Summer Tournament.

**PERSONAL**

- Only five other players of Asian descent have appeared in the major leagues...Masanori Murakami, Atlee Hammaker, Mike Lum, Lenn Sakata, Shigetoshi Hasegawa, Hideki Irabu, Takashi Kashiwada and teammate Hideo Nomo.
- Graduated from Kong Ju H.S. in 1992.
- Studies English in Los Angeles during the offseason...also enjoys skiing, singing and basketball.
- His alma matter, Hanyang University, trained for two weeks at Dodgertown in 1995.
- Held an instructional clinic and autograph session in Koreatown in 1996...he stayed up late the night before to prepare sack lunches for all of his guests.
- Participated in Nike instructional baseball clinics in Korea during the offseason.

## CAREER RECORD

YEAR	CLUB	W-L	ERA	G	GS	CG	SHO	SV	IP	H	R	ER	BB	SO
1994	LOS ANGELES	0-0	11.25	2	0	0	0	0	4.0	5	5	5	5	6
	San Antonio	5-7	3.55	20	20	0	0	0	101.1	91	52	40	57	100
1995	Albuquerque	6-7	4.91	23	22	0	0	0	110.0	93	64	60	76	101
	LOS ANGELES	0-0	4.50	2	1	0	0	0	4.0	2	2	2	2	7
1996	LOS ANGELES	5-5	3.64	48	10	0	0	0	108.2	82	48	44	71	119
1997	LOS ANGELES	14-8	3.38	32	29	2	0	0	192.0	149	80	72	70	166
<b>ML Totals-4 years</b>		<b>19-13</b>	<b>3.59</b>	<b>84</b>	<b>40</b>	<b>2</b>	<b>0</b>	<b>0</b>	<b>308.2</b>	<b>89</b>	<b>135</b>	<b>123</b>	<b>148</b>	<b>298</b>

## DIVISION SERIES RECORD

YEAR	CLUB VS. OPP.	W-L	ERA	G	GS	CG	SHO	SV	IP	H	R	ER	BB	SO
1996	LA vs. Atl	Did Not Play												
<b>Division Series Totals</b>		<b>0-0</b>	<b>0.00</b>	<b>0</b>	<b>0</b>	<b>0</b>	<b>0</b>	<b>0</b>	<b>0.0</b>	<b>0</b>	<b>0</b>	<b>0</b>	<b>0</b>	<b>0</b>

## STATISTICAL BREAKDOWN

	1997							CAREER				
	W-L	SV	ERA	G	IP	H	ER	W-L	SV	ERA	IP	ER
<b>Totals</b>	14-8	0	3.38	32	192.0	149	72	19-13	0	3.59	308.2	123
Atlanta	2-0	0	3.18	2	11.1	8	4	2-0	0	3.86	23.1	10
Chicago	3-0	0	1.52	3	23.2	12	4	5-1	0	2.16	41.2	10
Cincinnati	1-1	0	5.73	2	11.0	13	7	1-2	0	4.50	20.0	10
Colorado	1-0	0	4.26	1	6.1	7	3	1-0	0	9.00	10.0	10
Florida	1-0	0	7.15	3	11.1	14	9	2-0	0	4.74	17.1	9
Houston	1-1	0	5.79	3	14.0	11	9	1-1	0	6.23	21.2	15
Milwaukee	-	-	-	-	-	-	-	-	-	-	-	-
Montreal	0-1	0	4.50	2	12.0	12	6	0-2	0	3.66	17.2	7
New York	1-0	0	2.45	3	14.2	8	4	1-0	0	1.78	20.2	4
Philadelphia	1-0	0	1.13	1	8.0	4	1	1-0	0	2.24	16.1	4
Pittsburgh	0-1	0	2.84	2	12.2	10	4	1-1	0	3.27	22.0	8
St. Louis	1-1	0	2.63	2	13.2	16	4	2-1	0	3.46	26.0	10
San Diego	1-1	0	3.98	3	20.1	16	9	1-2	0	3.90	27.2	12
San Francisco	1-2	0	2.21	3	20.1	8	5	1-3	0	3.13	31.2	11
Anaheim	0-0	0	2.13	2	12.2	10	3	0-0	0	2.13	12.2	3
Oakland	-	-	-	-	-	-	-	-	-	-	-	-
Seattle	-	-	-	-	-	-	-	-	-	-	-	-
Texas	-	-	-	-	-	-	-	-	-	-	-	-
<b>American League</b>	<b>0-0</b>	<b>0</b>	<b>2.13</b>	<b>2</b>	<b>12.2</b>	<b>10</b>	<b>3</b>	<b>0-0</b>	<b>0</b>	<b>2.13</b>	<b>12.2</b>	<b>3</b>
Before ASG	5-5	0	3.29	18	98.1	76	36	10-7	0	3.44	170.0	65
After ASG	9-3	0	3.46	14	93.2	73	36	9-6	0	3.76	138.2	58
April	1-1	0	2.42	6	22.1	13	6	3-2	0	3.04	50.1	17
May	2-1	0	3.48	5	31.0	23	12	3-2	0	3.00	51.0	17
June	2-3	0	3.89	6	39.1	36	17	4-3	0	4.15	60.2	28
July	5-0	0	1.96	6	41.1	27	9	5-1	0	3.07	55.2	19
August	3-1	0	3.78	5	33.1	28	14	4-2	0	4.09	50.2	23
Sept./Oct.	1-2	0	5.11	4	24.2	22	14	1-3	0	4.24	40.1	19
As Starter	14-8	-	3.40	29	187.2	147	71	17-11	0	3.29	229.2	84
As Reliever	0-0	0	2.08	3	4.1	2	1	2-2	0	4.44	79.0	39
Winning Streak	5 Games							5 Games				
Losing Streak	2 Games							4 Games				
Home	8-3	0	2.92	16	104.2	79	34	10-6	0	2.73	161.1	49
Away	6-5	0	3.92	16	87.1	70	38	9-7	0	4.52	147.1	74

## MISCELLANEOUS STATISTICS

Year	Pitching Totals					Hitting Totals							
	IBB	HB	WP	BK	HR	AVG	AB	R	H	2B	3B	HR	RBI
1994	0	1	0	0	1	.000	0	0	0	0	0	0	0
1995	0	0	0	1	1	.000	1	0	0	0	0	0	0
1996	3	4	4	3	7	.053	19	0	1	0	0	0	2
1997	1	8	4	1	24	.176	51	5	9	4	0	0	2
<b>ML Totals</b>	<b>4</b>	<b>13</b>	<b>8</b>	<b>5</b>	<b>33</b>	<b>.141</b>	<b>71</b>	<b>5</b>	<b>10</b>	<b>4</b>	<b>0</b>	<b>0</b>	<b>4</b>

PARK (Continued)

## PARK'S CAREER TRANSACTIONS

- Signed by Los Angeles as a free agent on Jan. 14, 1994.

## PARK'S CAREER GAME HIGHS

Low Hit Game:	2, Sept. 17, 1997 at San Francisco
Most Innings Pitched – Starter:	9.0 (twice), last time Sept. 23, 1997 vs. San Diego
Most Innings Pitched – Reliever:	4.0 (3 times), last time Aug. 18, 1996 vs. Montreal
Most Strikeouts:	11, July 20, 1997 at Atlanta
Most Walks:	5 (4 times), last time May 21 at San Diego
Longest Winning Streak:	5 games, July 10-31, 1997
Longest Losing Streak:	4 games, July 14, 1996-April 5, 1997

## HITTING

Most Hits:	2, July 25, 1997 vs. Philadelphia
Most RBI:	1 (4 times), last time June 22, 1997 at San Francisco
Most HR:	None

63

Angel  
Peña

Catcher

**Height:** 5-10      **Weight:** 228  
**Bats:** Right      **Throws:** Right  
**Opening Day Age:** 23  
**Birth Date:** February 16, 1975  
**Birthplace:** San Pedro de Macoris,  
 Dominican Republic  
**M.L. Service:** None  
**How Obtained:** Signed as a free agent  
 on July 24, 1992  
**Contract Status:** Signed through 1998



## 1997 NOTES

- Batted .276 with 16 home runs and 64 RBI in 86 games at Single-A San Bernardino before missing the rest of the season due to arthroscopic surgery on his right shoulder in July.
- Homered in consecutive games on April 4 and 5 vs. Lake Elsinore and April 17 and 18 at Rancho Cucamonga and Lancaster.
- Had a .692 slugging percentage, nine home runs and 27 RBI in April.
- Drove in six runs and went 3-for-5 with a double and a home run on April 26 at High Desert.
- Slugged two homers on May 30 at Rancho Cucamonga.

## MINOR LEAGUE HIGHLIGHTS

## 1996:

- Batted a combined .307 with 14 home runs and 56 RBI in 59 games at Single-A Savannah and Rookie La Romana.
- Helped lead La Romana to the Dominican Summer League championship with a .474 average, eight home runs and 40 RBI in 23 games...averaged 1.74 RBI per game played.
- Had a .205 batting average with six home runs and 16 RBI in 36 games at Savannah...10 of his 26 hits went for extra bases (38 percent).

## 1995:

- Batted .290 with four home runs and 15 RBI in 49 games at Rookie Great Falls...tied for the club lead in homers and was fifth in batting.

**1994:**

- Missed the entire season following right elbow surgery.

**1993:**

- Batted .280 with one home run and 24 RBI in 50 games for Rookie La Vega...was 6-for-6 in stolen base attempts.

**PERSONAL**

- Signed by Ralph Avila.
- Tabbed by Dodger Vice President Tommy Lasorda as the organization's top catching prospect.

**PROFESSIONAL RECORD**

YEAR	CLUB	AVG.	G	AB	R	H	2B	3B	HR	RBI	BB	SO	SB
1993	La Vega	.280	50	168	27	47	3	2	1	24	10	41	6
1994			(Injured - Did Not Play)										
1995	Great Falls	.290	49	138	24	40	11	1	4	15	21	32	2
1996	Savannah	.205	36	127	13	26	4	0	6	16	7	37	1
	La Romana	.474	23	78	30	37	9	1	8	40	24	12	1
1997	San Bernardino	.276	86	322	53	89	22	4	16	64	32	84	3
Totals-4 years		.287	284	833	147	239	49	8	35	159	94	206	13

**PEÑA'S CAREER TRANSACTIONS**

- Signed with Los Angeles as a free agent on July 24, 1992.

**31****Mike Piazza***Catcher***Height:** 6-3**Weight:** 215**Bats:** Right**Throws:** Right**Opening Day Age:** 29**Birth Date:** September 4, 1968**Birthplace:** Norristown, PA**M.L. Service:** 5 years and 44 days**How Obtained:** Dodgers' 62nd round pick in the June 1988 Free Agent Draft**Contract Status:** Signed through 1998**1997 NOTES**

- Had the best year of his major league career to establish him as the premier catcher in the game today and one of the best backstops in major league history...set career bests with a .362 average, .638 slugging average, 40 home runs, 124 RBI, 201 hits, 32 doubles, 355 total bases, 104 runs scored and five stolen bases in 152 games.
- Finished second in N.L. Most Valuable Player voting behind Colorado's Larry Walker...has ranked in the top 10 in N.L. MVP voting in all of his five major league seasons...finished second with 263 votes in 1997, was second with 237 votes in 1996, fourth with 214 votes in 1995, sixth with 121 votes in 1994 and ninth with 49 votes in 1993.
- Was the N.L.'s top vote-getter for the second-consecutive year in fan balloting results for the 68th All-Star Game played on July 8 at Cleveland's Jacobs Field...went 0-for-1 with a walk in the game...has been selected to five consecutive All-Star games and started behind the plate in four straight...totaled 2,626,213 votes in 1997, exceeding 1996's total of 2,272,115 by 354,098 votes...was the 1996 All-Star Game Most Valuable Player in his hometown of Philadelphia.
- Homered in his final two at-bats of the season on Sept. 28 at Colorado to give him 40 home runs and 201 hits for the season.

**PIAZZA** (Continued)

- His 201 hits are the most in major league history by a player used as a catcher in 130 or more games...had 186 hits as a catcher and 15 hits as a designated hitter in seven interleague games...Yogi Berra had 192 hits in 148 games as a catcher in 1950.
- His 40 home runs tied former Dodger Hall of Famer Roy Campanella for the second-most homer total in major league history by a catcher behind Mets' backstop Todd Hundley, who slugged 41 roundtrippers in 1996.
- His .362 batting average is the highest average ever by a catcher (110 or more games) in the major leagues, tying Bill Dickey who also hit .362 for the New York Yankees in 1936.
- Among N.L. leaders, finished second in total bases (355) and slugging percentage (.638); third in average (.362), hits (201), on-base percentage (.431) and multi-hit games (62); fourth in home runs (tied with two others with 40) and RBI (124); fifth in extra-base hits (73); and seventh in runs (104).
- Won his fifth consecutive (1993-97) Louisville Slugger Silver Slugger award...also won the Ted Williams Award presented by CNN/SI and *Total Baseball*...*"You've had just a few great catchers; Bench, Dickey, Cochrane, Berra, Lombardi. Piazza hits with the best of them. Even fewer catchers in history are capable of winning a batting crown. Piazza's one of them. And don't rule out him eventually setting the season homer record for a catcher. A dangerous, dangerous hitter any way you look at him,"* Williams said.
- His impressive offensive statistics re-wrote most of the Los Angeles record book in numerous single-season batting categories...he surpassed his own L.A. records with a .362 batting average, 40 home runs, .638 slugging average and 22 home runs at Dodger Stadium ...also ranks among L.A. all-time single-season leaders in on-base percentage (.431, second), total bases (355, second), runs batted in (124, second), extra-base hits (73, second), hits (201, seventh) and runs (104, tied for eighth).
- His .334 career batting average and .576 slugging percentage rank first on the L.A. Dodgers all-time career lists...his 168 home runs rank fourth and 533 RBI are eighth...ranks first in slugging percentage, fourth in batting average and eighth in home runs in Brooklyn and Los Angeles history.
- His 40 home runs tied Gil Hodges, Duke Snider and Roy Campanella for the sixth-best single season total in Brooklyn and Los Angeles history...Snider hit 40 homers in 1954 and '57, Hodges in 1951 and Campanella in 1953...Snider holds the franchise record with 43 roundtrippers in 1956.
- Joined Eric Karros (31), Todd Zeile (31) and Raul Mondesi (30) to become the second foursome in club history and fifth in major league history to hit 30 or more home runs in a single season...the Dodger quartet of Steve Garvey (33), Reggie Smith (32), Ron Cey (30) and Dusty Baker (30) were the first to accomplish the feat in 1977...the Colorado Rockies were the only other team in major league history to have four players hit 30 or more homers when they did so from 1995-97.
- Was the Dodgers most valuable asset...finished second in the N.L. by accounting for 30.7 percent of the Dodgers' 742 runs with his 104 runs scored and 124 RBI...was also second in the league with a productivity index of 1.069 by adding his .431 on-base and .638 slugging percentages...ranked third with a 37.6 percent success rate in driving in runners with men in scoring position.
- Led the majors with a .484 average (15-for-31) as a designated hitter in seven interleague games.
- Topped all major leaguers in hits and was third in batting average in interleague games.

Player	AVG	Player	Hits
Martínez, Sea	.475	Piazza, LA	27
Joyner, SD	.442	Galarraga, Col	24
Piazza, LA	.435	Veras, SD	24

- Was the only N.L. player to win Player of the Month honors twice...won his first award in July after hitting .431 (47-for-109) with nine home runs and 25 RBI...finished the month with a .752 slugging percentage and .475 on-base percentage while his 47 hits led the majors...went on another torrid hitting streak in August, capturing Player of the Month honors for a second time...hit .320 with 10 home runs and 27 RBI during the month with a .660 slugging percentage and .431 on-base percentage...his 10 homers set a new career high for home runs in a month and his 27 RBI fell just one shy of his career best in June 1994 ...the awards mark the third and fourth time in his career he was named the league's Player of the Month after winning in May 1994 and August 1995.
- Won his seventh career N.L. Player of the Week award after hitting .440 (11-for-25) with three home runs and 11 RBI from Aug. 25-31.
- Reached base safely via hit or walk in 103 of his last 110 starts (94 percent) and in 135 of 148 starts (91 percent).
- Slugged two home runs in a game on four occasions; July 26 vs. Philadelphia, Aug. 5 at Montreal, Aug. 27 at Pittsburgh and Sept. 28 at Colorado...has 16 career two-homer games and one three-homer game to his credit.
- Reached the 100-hit plateau the quickest in his five-year career when he hit a solo home run in his 273rd at-bat on June 30 against Texas ...the earliest he had collected 100 hits was in 1995 when he accomplished the feat in his 274th at-bat.
- Had two 11-game hitting streaks...batted .533 (24-for-45) during his first 11-game hit streak from June 7-18 and then hit .432 (19-for-44) from June 24-July 4...finished the season with hits in 10 consecutive games while batting .432 (19-for-44) with four home runs and 13 RBI during the span.
- Tied his career high by collecting four hits in a game four times; 4-for-4 on June 8 vs. St. Louis, 4-for-4 on June 14 at Seattle, 4-for-6 on July 14 at Colorado, 4-for-5 on Aug. 7 at Montreal...has 14 four-hit games in his career.
- Went 2-for-2 with two walks in four trips to the plate on April 3 against Philadelphia and then 3-for-3 with a walk in four trips to the plate the following day against Pittsburgh to reach base safely in a career-best eight consecutive trips to the plate.
- Drove in Brett Butler with a single to center to score the winning run in the 15th inning on April 9 vs. New York to win 3-2.
- His fourth-inning solo home run in the 5-2 win over the Cubs on May 4 hit the back of the left field bullpen and traveled an estimated 430 feet.
- Teamed with Eric Karros and Todd Zeile to hit back-to-back-to-back home runs off Alan Benes in the fourth inning on June 1 at St. Louis ...also joined Eric Karros and Raul Mondesi as the Dodgers last threesome to hit three consecutive homers on June 30, 1996 at Colorado.
- Left the game on July 20 at Atlanta after suffering a left hamstring strain while rounding first base on a RBI-single in the first inning ...missed the next four games and returned with a vengeance by going 5-for-8 (.625) with three home runs, seven RBI and four runs scored in two games from July 25-26.
- Single-handedly won the game for the Dodgers on Aug. 5 at Montreal...his three-run homer gave L.A. a 3-0 lead in the first inning...after Montreal tied the game in the ninth inning, he put the Dodgers up by two with a two-run homer off Expos' reliever Ugeth Urbina in the 10th inning.
- Provided the only run in a 1-0 victory on Aug. 14 vs. Montreal when he hit a solo home run in the third inning off Pedro Martinez.
- Drove in a season-best six runs after going 3-for-5 with two homers in a 9-5 victory on Aug. 27 at Pittsburgh.
- Stole a career-high two bases on Aug. 28 vs. Oakland on A's catcher Brent Mayne.
- Missed hitting for the cycle on Sept. 2 at Texas after going 3-for-5 with a single, double and triple...was on deck when the game ended in a 13-12 loss.

## PIAZZA (Continued)

- Hit the third ball out of Dodger Stadium in its 36-year history when his 478-foot two-run home run off Colorado's Frank Castillo during the third inning on Sept. 21 bounced off the left field pavilion roof...Hall of Famer Willie Stargell was the only other player to accomplish the feat – and he did it twice...the Pittsburgh Pirate hit his first blast on Aug. 5, 1969 off Alan Foster and it traveled over the right field pavilion 506 feet away from home plate...his second blast was on May 8, 1973 off Andy Messersmith, hitting the right field pavilion roof 470 feet away from home plate.
- His 496-foot two-run homer off Colorado's Darren Holmes during the sixth inning on Sept. 26 was the longest home run in Coors Field history...the ball sailed over fans in left-center field and bounced toward a concession stand, surpassing Larry Walker's old mark of 493 feet.
- Led the N.L. in batting average, home runs and RBI after the All-Star Break.

Player	AVG	Player	HR	Player	RBI
Piazza	.367	Piazza	24	Piazza	73
Gwynn	.344	Walker	24	Walker	62
Caminiti	.331	McGwire	24	Bagwell	57
Castilla	.329	Caminiti	20	Sosa	57
Walker	.328	Bonds	20	Galarraga	56

- Made great strides defensively by throwing out 23 percent (33 of 145) of the runners attempting to steal in 1997, compared to just 17 percent (26 of 157) in 1996...has thrown out 167 of 666 (25 percent) runners in his career...allowed 10 passed balls in 1997.
- Joined Seattle's Alex Rodriguez, Florida's Gary Sheffield and Boston's Mo Vaughn as the first four recipients of the Ted Williams Greatest Hitters award, sponsored by *SPORT* magazine and the Ted Williams Hall of Fame museum prior to the season.

## MAJOR LEAGUE HIGHLIGHTS

## 1996:

- Finished second in N.L. Most Valuable Player voting behind San Diego's Ken Caminiti after batting .336 with 36 home runs, 105 RBI, 87 runs and 16 doubles in 148 games.
- Selected to the Associated Press All-Star team for the fourth consecutive year, earned his second Louisville Slugger Silver Slugger award and was named Most Valuable Player by the local Southern California Chapter of the Baseball Writers Association of America.
- Was rated the best power hitter, the second-best hitter, and the second most exciting player in the big leagues in *Baseball America's* annual Tools of the Trade survey.
- Led the N.L. in voting for the first time in his career when he was selected to his fourth consecutive All-Star Game and third straight start behind the plate...was named the game's MVP after he went 2-for-3 with a double, home run and two RBI at Veterans Stadium in his hometown of Philadelphia.
- Among league leaders, ranked second in intentional walks (21), third in batting average, fourth in on-base percentage (.422), seventh in walks (81), tied for seventh in multi-hit games (57), ninth in slugging percentage (.563) and tied for ninth in home runs.
- Finished with a career-high 36 home runs, setting a new Los Angeles Dodger record for home runs in a single season...surpassed the former record set by himself with 35 in 1993.
- Began the season batting .372 (70-for-188) with 29 runs, five doubles, 14 home runs and 40 RBI in April and May.
- Did not hit his first home run until April 20 at Florida, a career-high span of 66 at-bats without a homer.
- Collected three RBI in three straight games from April 23 at Florida and April 24-25 vs. Houston.
- Hit his 100th career home run off Jeff Brantley at Cincinnati on May 7.

- Suffered a hyper-flexed right knee when he slid into second after hitting a first-inning double on May 28 at Philadelphia...an MRI revealed a slight meniscal tear but he refused to go on the disabled list and was back in the lineup on May 31 at New York, where he hit a solo home run and scored two runs.
- Went 3-for-5 with a season-high six RBI and a career-high three home runs (including a grand slam) on June 29 at Colorado...his only other multi-homer game of the season came on June 16 at Atlanta.
- Joined Eric Karros and Raul Mondesi to hit back-to-back-to-back home runs off Mark Thompson at Colorado on June 30...became the first Dodgers' trio to do so since Ron Cey, Rick Monday and Joe Ferguson on Aug. 31, 1980.
- Slugged home runs in three consecutive games from June 29-30 at Colorado and July 1 at San Diego...homered in back-to-back games on eight occasions.
- Tied a career-high with four hits on on July 1 at San Diego and July 27 at Houston.
- Entered the All-Star break with a .363 average, 24 home runs and 63 RBI.
- Snapped a season-high 0-for-19 hitless streak with a single off John Smoltz vs. Atlanta on Aug. 2...went hitless in two consecutive games just six times and went three straight games without a hit only twice.
- Combined with Eric Karros to hit back-to-back home runs off Pedro Martinez on Aug. 29 at Montreal...the two solo homers tied and won the game, marking the fifth time the duo hit home runs in the same game during the season.
- Had a career-high 19-game hitting streak from Aug. 22-Sept. 12 ...batted .418 (28-for-67) with three home runs, 12 RBI, 14 runs and six doubles during the streak.
- Batted .353 (95-for-269) with 22 home runs and 59 RBI away from Dodger Stadium.
- Threw out 26 of the 157 runners attempting to steal (17 percent).
- Participated in the U.S.-Japan Professional Baseball Exhibition Series Nov. 1-10 in Japan with teammate Hideo Nomo and 24 other major league All-Stars...batted .400 (6-for-14) with four RBI in seven games, tied for the team lead in home runs (2) and runs scored (4).

**1995:**

- Finished second behind San Diego's Tony Gwynn with a .346 batting average, also tying Tommy Davis for the highest single-season average in Los Angeles history...also had 32 home runs, 92 RBI, 17 doubles and a .606 slugging percentage in 112 games.
- Named to his third consecutive All-Star Game and second consecutive start, joining teammates Jose Offerman, Todd Worrell, Raul Mondesi and Hideo Nomo...went 1-for-4 with a game-tying home run off Kenny Rogers and threw out a runner stealing second.
- Among league leaders, ranked first in grand slams (2), third in slugging percentage, fifth in home runs and on-base percentage (.400) and seventh in multi-hit games (49).
- Batted .571 in April, .529 in May, .326 in June and .400 in August...hit nine home runs in both June and August.
- Won N.L. Player of the Week honors twice during the season...batted .520 (13-for-25) with three home runs and 11 RBI from May 2-7...won again after batting .467 (14-for-30) with eight home runs, 14 RBI and 13 runs from Aug. 21-27.
- Named the N.L. Player of the Month in August with a .400 average (46-for-115), nine home runs and 25 RBI in 28 games.
- Went on the disabled list from May 11-June 4 after suffering a torn ligament in his left thumb after landing on it while rounding first base on May 10 at San Diego...the Dodgers went 8-14 when he was on the DL.
- Hit a two-run homer in his first game back from the disabled list on June 4 vs. New York.
- Also missed four games after he strained his right hamstring scoring from first on April 26 at Florida...suffered a severe contusion to his left wrist and a cut to his lower lip after being hit by a pitch thrown by Mark Leiter on Sept. 20 vs. San Francisco...in all, the Dodgers went 14-20 in the 34 games he missed during the season.

**PIAZZA** (Continued)

- Slugged homers in three consecutive games twice; June 21 at St. Louis and June 22-23 vs. San Francisco and again from Aug. 21-23 at Montreal...homered in a career-best four straight games from June 25-28, 1994.
  - Slugged his first grand slam of the season off Bill Swift on May 7 at Colorado...was a career-best 4-for-5 that night with three runs and two home runs...hit his second grand slam of the season and off Tommy Greene on Aug. 27 at Philadelphia...drove in a career-best seven runs and tied a career high with four hits that night...had a total of three four-hit games during the season.
  - Hit his first career pinch-hit home run off Richie Lewis at Florida on July 23...the eighth-inning solo shot was the game-winner in the 4-2 win.
  - Batted .424 (28-for-66) with two home runs and 10 RBI during his 16-game hitting streak from July 29-Aug. 16...also batted .414 (28-for-58) with eight homers and 18 RBI during a 14-game hitting streak from Aug. 19-Sept. 2.
  - Hit a first-inning homer off Carlos Perez at Montreal on Aug. 22, becoming the first Dodger in franchise history to collect 20 or more home runs in his first three seasons.
  - Hit two home runs in a game on six occasions during the season; May 7 at Colorado, June 14 at Pittsburgh, Aug. 22 at Montreal, Aug. 26 at Montreal, Aug. 27 at Montreal and Sept. 9 at Pittsburgh.
  - Slugged eight home runs and drove in 14 runs over a seven-game span from Aug. 21-27.
  - Stole his only base of the season on July 30 vs. Cincinnati.
  - Had a team-high 49 multi-hit games and drove in two or more runs 24 times.
  - Threw out 27 of the 114 runners attempting to steal (24 percent).
- 1994:**
- Batted .319 with 24 home runs, 92 RBI and 18 doubles in 107 games during his strike-shortened sophomore season.
  - Named the Dodgers' MVP by the Southern California BBWAA chapter.
  - Made his first start in an All-Star Game after being selected to the team for the second straight season...went 1-for-4 in the game at Pittsburgh...was the first Dodger to start an All-Star Game since Mike Scioscia in 1990.
  - Among league leaders, ranked fifth in RBI, seventh when batting with runners in scoring position (.367) and 10th in average, home runs and multi-hit games (39).
  - Led the club in average, home runs, RBI, slugging percentage (.541), multi-hit games, multi-RBI games (26), intentional walks (10), batting with the bases loaded (.462) and home run frequency (one every 16.9 at-bats).
  - Had two career-high four-hit games; April 30 at New York and June 6 at Florida.
  - Named N.L. co-Player of the Month in May after batting .386 with six home runs and 24 RBI.
  - Had a season-high nine-game hitting streak from May 21-June 3.
  - Slugged his first career grand slam off Mark Gardner on June 6 at Florida...the 477-foot blast was then the longest home run in Pro Player Stadium history...hit his second grand slam off Kent Bottenfield on June 19 vs. Colorado.
  - Hit his 20th home run of the season on July 8 vs. New York to become the second player in Dodger history to hit 20 or more home runs in his first two major league seasons...Eric Karros was the first to do so from 1992-93.
  - Collected his only stolen base of the season on July 26 at San Francisco.
  - Batted .367 (44-for-120) with 10 home runs and 57 RBI with runners in scoring position...hit .462 (6-for-13) with two home runs and 13 RBI when batting with the bases loaded.
  - Batted .309 (96-for-311) with 17 homers and 69 RBI against righties and hit .351 (33-for-94) with seven homers and 23 RBI against lefties.
  - Threw out 19 of the 70 runners attempting to steal (27 percent)...credited with seven passed balls.

**1993:**

- Batted .318 with 35 home runs, 112 RBI, 81 runs, 24 doubles and two triples in 149 games to become the second straight and 13th Dodger overall to win the N.L. Rookie of the Year Award...led the club in batting, home runs and RBI.
- Was the ninth unanimous selection in the 44-year history of the N.L. Rookie of the Year award (starting in 1950) after receiving all 28 first place votes (140 points total).
- Joined Cincinnati's Johnny Bench (1968), New York Yankees' Thurman Munson (1970), Atlanta's Earl Williams (1971), Boston's Carlton Fisk (1972), San Diego's Benito Santiago (1987) and Cleveland's Sandy Alomar Jr. as the only catchers to be named Rookie of the Year.
- Was named N.L. Rookie of the Year by *Baseball America* and *The Sporting News* and named to the AP and UPI All-Star teams...won the Louisville Slugger Silver Slugger award and Philadelphia Sports Writers Association's Native Son award...named the Dodgers' MVP and Rookie of the Year by the Southern California BBWAA chapter and Southern California Male Athlete of the Year by the Amateur Athletic Foundation.
- Among league leaders, tied for third in slugging percentage (.561), fourth in RBI, tied for fourth in total bases (307), sixth in home runs, seventh in average and home runs per at-bat (15.6 at-bats).
- Among L.A. single-season leaders, ranked first in home runs, third in slugging percentage (.561), tied for eighth in total bases (307) and extra-base hits (61) and ninth in batting average (.318).
- His .318 average was the highest batting average by a Dodger since Pedro Guerrero hit .338 in 1987.
- His 112 RBI were the most in a season by a Dodger rookie, passing Del Bissonette with 106 in 1928...his RBI total also tied St. Louis' Ray Jablonski for the third-highest total by a N.L. rookie behind Pittsburgh's Jimmy Williams with 116 RBI in 1899 and Boston's Wally Berger with 119 RBI in 1930.
- His 35 home runs set a new single-season mark in L.A. history and tied Babe Herman (1930) for ninth place in franchise history...he also set the Dodger single-season rookie record passing Del Bissonette with 25 in 1928...his homer total was the most since Duke Snider slugged 40 in 1957.
- His 35 home runs are the third-best mark by a N.L. rookie behind Boston's Wally Berger with 38 in 1930 and Cincinnati's Frank Robinson with 38 in 1956...also set the major league record for homers by a rookie catcher, passing Detroit's Matt Nokes with 28 in 1987.
- Set the single-season L.A. record for home runs by a right-handed batter and home runs at Dodger Stadium with 21...Steve Garvey (1977) and Pedro Guerrero (1985) held the previous L.A. record for most homers by a right-handed batter with 33...Steve Garvey also set the single-season home run record at Dodger Stadium with 20 in 1979.
- Led the club with 81 runs scored, marking the first time a Dodger catcher has led the team in runs since Joe Ferguson recorded 84 in 1973.
- Named N.L. Player of the Week on three occasions...named for the first time from April 26-May 2...earned the award a second time after batting .435 (10-for-23) with four home runs and eight RBI from June 14-20...won a third time after batting .458 with three home runs and 10 RBI from Sept. 27-Oct. 3.
- Became the first Dodger rookie catcher to start on Opening Day since the club moved to Los Angeles in 1958...also became the first Dodger catcher to start on Opening Day other than Mike Scioscia (1981 and 1984-92) or Steve Yeager (1975-80 and 1982-83) since Joe Ferguson started in 1974.
- Joined San Diego's Benito Santiago (.300 in 1987) as the only rookie catchers to bat over .300 since.
- Was the lone Dodgers representative when he was selected to his first All-Star Game at Baltimore...struck out in his only at-bat...became the first Dodger rookie to be selected to the All-Star Game since Steve Sax in 1982...joined Cincinnati's Johnny Bench (1968), Montreal's Gary Carter (1975) and Atlanta's Greg Olson (1990) as the only N.L. rookie catchers selected to the All-Star Game.

**PIAZZA** (Continued)

- Collected hits in six consecutive at-bats when he singled and homered in his final two at-bats on May 15 and then went 4-for-4 the next day vs. Houston.
- Recorded his first multi-home run game of his career on June 15 at Colorado...finished the season with five multi-home run games.
- Batted at a .320 clip after the All-Star break, ranking seventh in the league.
- Threw out a career-high seven consecutive runners attempting to steal from April 13-18...ranked third in the N.L. by throwing out a major league high and Dodger record 58 of 166 runners attempting to steal (35 percent)...was the first Dodger catcher to throw out at least 50 runners in a season since Mike Scioscia gunned down 51 runners in 1984.
- Credited with 14 passed balls, including a career-high four passed balls on June 12 at San Diego when he caught knuckleballer Tom Candiotti.
- Participated in the Dodgers' Friendship Series in Taipei, Taiwan and Fukuoka, Japan.

**1992:**

- Batted .232 with one home run and seven RBI in 21 games (16 starts) for Los Angeles after being recalled from Triple-A Albuquerque when the rosters expanded on Sept. 1.
- Made his major league debut on Sept. 1 at Chicago and went 3-for-3 as the starting catcher with a double and a walk...doubled off Mike Harkey in the fourth inning for his first major league hit...also threw out Dwight Smith attempting to steal.
- Slugged his first major league home run, a three-run homer to right field at Dodger Stadium, off San Francisco's Steve Reed on Sept. 12.
- Named the Dodgers' Minor League Player of the Year after leading all Dodger minor leaguers with a combined .350 average, 165 hits and 89 RBI at Albuquerque and San Antonio...ranked second among Dodger farmhands with 33 doubles and 23 home runs and fourth with 72 runs.
- Was a finalist for *The Sporting News'*, *Baseball America's* and *Baseball Weekly's* Minor League Player of the Year award...named the fifth-best prospect in the Pacific Coast League by *Baseball America*...also named to *Baseball America's* Triple-A All-Star team and Pacific Coast League All-Star team.
- Started the season at Double-A San Antonio, where he batted .377 with seven home runs and 20 RBI in 31 games until being promoted to Albuquerque...had a team-high .341 average with 16 home runs and 69 RBI in 94 games for the Dukes...ranked fourth in batting average and fifth in slugging percentage (.564) among Pacific Coast League leaders.
- Had a 25-game hitting streak at Albuquerque, the second-longest streak in Dukes history and second-longest in minor league baseball during the season.
- Batted .291 with three home runs and 23 RBI for Arizona Fall League Champions Sun Cities after the season.

**MINOR LEAGUE HIGHLIGHTS****1991:**

- Batted .277 with 29 home runs and 80 RBI at Single-A Bakersfield...his 29 homers led all Dodger farmhands, were the most by a Dodger minor leaguer since Franklin Stubbs hit 32 in 1985, ranked second among Single-A players and were the fourth-highest total in the minor leagues.
- Topped all Single-A players with a .540 slugging percentage and 58 extra-base hits...led Bakersfield in home runs, RBI, slugging percentage, extra base hits, total bases and doubles.
- Named to *Baseball America's* Single-A All-Star team.
- Batted .330 with 16 home runs and 45 RBI for Mexicali in the Mexican Winter League.

**1990:**

- Led Single-A Vero Beach to the Florida State League Championship with a .250 average, six home runs and 45 RBI.

**1989:**

- Was named to the Northwest League All-Star team after batting .268 with eight home runs and 25 RBI in his first professional season at Rookie Salem.

## PERSONAL

- Was the Dodgers' 61st selection in the 62nd round and 1,390th overall pick in the June 1988 Free Agent Draft...a total of 1,433 players were drafted in 1988...Signed by Ben Wade, Gib Bodet and Bob Darwin.
- Graduated from Phoenixville (PA) H.S., where he was named league Most Valuable Player in baseball...also was an American Legion MVP.
- Played one year at Miami-Dade North Community College.
- Received personal instruction from Hall of Famer Ted Williams at his backyard batting cage in Pennsylvania when he was 12 years old.
- Listens to heavy metal music and enjoys playing the drums in his off time...has appeared on stage as a drummer at Anthrax and Motorhead concerts...also enjoys hockey and golf.
- Frequently visits sick children at Los Angeles Children's Hospital.
- Won \$17,900 for charity by beating out Green Bay Packer All-Pro Reggie White and *Baywatch* actress Donna D'Errico in an episode of *Celebrity Jeopardy* in 1997.
- Modeled at the Dodgers annual fashion show at the House of Blues to raise money for 65 Roses, a non-profit organization that contributes to Cystic Fibrosis research.
- Won the 23rd annual Brian Piccolo award for his contributions as a member of the Italian-American community...was the fourth Dodger to receive the award, joining Tom Lasorda, Joe Amalfitano and Mike Scioscia.
- Is a regular participant in MTV's annual *Rock n' Jock* celebrity softball game prior to the season...also participated with 20 other major leaguers in the 1997 Pepsi All-Star Softball Game.
- Joined teammate Hideo Nomo at Nike instructional baseball clinics throughout Asia after the 1997 season.
- Has appeared in numerous television shows and commercials...has appeared on *Baywatch*, *Married With Children* and *Bold and the Beautiful*...has filmed commercials for Pert shampoo, Nike, ESPN, Fox, Topps and numerous Japanese companies.
- Co-hosted a celebrity golf tournament with supermodel Kathy Ireland at the Carmel Highland Country Club on Jan. 23, 1998 to benefit Children's Hospital.

## PROFESSIONAL RECORD

YEAR	CLUB	AVG.	G	AB	R	H	2B	3B	HR	RBI	BB	SO	SB
1989	Salem	.268	57	198	22	53	11	0	8	25	13	51	0
1990	Vero Beach	.250	88	272	27	68	20	0	6	45	11	68	0
1991	Bakersfield	.277	117	448	71	124	27	2	29	80	47	83	0
1992	San Antonio	.377	31	114	18	43	11	0	7	20	13	18	0
	Albuquerque	.341	94	358	54	122	22	5	16	69	37	57	1
	LOS ANGELES	.232	21	69	5	16	3	0	1	7	4	12	0
1993	LOS ANGELES	.318	149	547	81	174	24	2	35	112	46	86	3
1994	LOS ANGELES	.319	107	405	64	129	18	0	24	92	33	65	1
1995	LOS ANGELES	.346	112	434	82	150	17	0	32	93	39	80	1
1996	LOS ANGELES	.336	148	547	87	184	16	0	36	105	81	93	0
1997	LOS ANGELES	.362	152	556	104	201	32	1	40	124	69	77	5
ML Totals-6 years		.334	689	2558	423	854	110	3	168	533	272	413	10

## SOUTHERN CALIFORNIA ATHLETES OF THE YEAR

Since the award's inauguration in 1900, seven Dodgers have been named the Southern California Athlete of the Year: Duke Snider in 1955, Wally Moon and Larry Sherry in 1959, Sandy Koufax in 1963, Steve Garvey in 1974, Fernando Valenzuela in 1981 and Mike Piazza in 1993.

# Los Angeles Dodgers 1998 Media Guide

224

**PIAZZA** (Continued)

## DIVISION SERIES RECORD

YEAR	CLUB VS. OPP.	AVG.	G	AB	R	H	2B	3B	HR	RBI	BB	SO	SB
1995	LA vs. Cin.	.214	3	14	1	3	1	0	1	1	0	2	0
1996	LA vs. Atl.	.300	3	10	1	3	0	0	0	2	1	2	0
<b>Division Series Totals</b>		<b>.250</b>	<b>6</b>	<b>24</b>	<b>2</b>	<b>6</b>	<b>1</b>	<b>0</b>	<b>1</b>	<b>3</b>	<b>1</b>	<b>4</b>	<b>0</b>

## ALL-STAR GAME RECORD

YEAR	CLUB VS. OPP.	AVG.	G	AB	R	H	2B	3B	HR	RBI	BB	SO	SB
1993	L.A., Balt.	.000	1	1	0	0	0	0	0	0	0	1	0
1994	L.A., Pgh.	.250	1	4	0	1	0	0	0	1	0	0	0
1995	L.A., Tex.	.250	1	4	1	1	0	0	1	1	0	0	0
1996	L.A., Phi.	.667	1	3	1	2	1	0	1	2	0	1	0
1997	L.A., Cle.	.000	1	1	0	0	0	0	0	0	1	0	0
<b>ASG Totals</b>		<b>.308</b>	<b>5</b>	<b>13</b>	<b>2</b>	<b>4</b>	<b>1</b>	<b>0</b>	<b>2</b>	<b>4</b>	<b>1</b>	<b>2</b>	<b>0</b>

## STATISTICAL BREAKDOWN

	1997							CAREER				
	AVG.	G	AB	R	H	HR	RBI	AVG.	AB	H	HR	RBI
<b>Totals</b>	.362	152	556	104	201	40	124	.334	2558	854	168	533
Atlanta	.353	10	34	6	12	2	6	.306	157	48	10	28
Chicago	.225	11	40	4	9	2	4	.276	196	54	6	27
Cincinnati	.225	11	40	4	9	2	4	.287	181	52	12	29
Colorado	.480	12	50	9	24	6	21	.397	244	97	22	77
Florida	.314	11	35	8	11	2	6	.262	168	44	6	23
Houston	.361	10	36	9	13	3	11	.392	189	74	13	44
Milwaukee	-	-	-	-	-	-	-	-	-	-	-	-
Montreal	.341	11	41	9	14	4	9	.325	200	65	14	38
New York	.250	6	24	3	6	1	3	.350	163	57	11	33
Philadelphia	.394	10	33	7	13	5	13	.351	188	66	16	43
Pittsburgh	.517	9	29	10	15	2	9	.401	177	71	13	48
St. Louis	.526	11	38	7	20	3	8	.349	172	60	12	30
San Diego	.362	12	47	10	17	2	8	.315	219	69	16	50
San Francisco	.234	12	47	5	11	3	10	.289	242	70	14	50
Anaheim	.438	4	16	1	7	0	3	.438	16	7	0	3
Oakland	.467	4	15	5	7	0	1	.467	15	7	0	1
Seattle	.400	4	15	3	6	2	5	.400	15	6	2	5
Texas	.438	4	16	4	7	1	3	.438	16	7	1	3
American League	.435	16	62	13	27	3	12	.435	62	27	3	12
Before ASG	.357	83	300	51	107	16	51	.344	1388	478	92	285
After ASG	.367	69	256	53	94	24	73	.321	1170	376	76	248
April	.319	22	72	12	29	4	12	.330	355	117	17	67
May	.323	27	93	14	30	3	10	.371	404	150	26	84
June	.431	28	109	23	47	9	25	.346	480	166	42	113
July	.349	23	83	13	29	6	23	.308	435	134	23	79
August	.320	28	103	24	33	10	27	.337	430	145	33	82
Sept./Oct.	.406	24	96	18	39	8	27	.313	454	142	27	98
Pinch Hitting	.000	-	5	0	0	0	0	.250	28	7	1	5
Designated Hitter	.484	7	31	4	15	0	6	.484	31	15	0	6
Longest Streak		11 games (twice)					19 games					
Home	.355	78	279	57	99	22	61	.316	1254	396	80	249
Away	.368	74	277	47	102	18	63	.351	1304	458	88	284
vs. Righthanders	.361	141	432	84	156	33	97	.330	1986	655	127	409
vs. Leftlanders	.363	54	124	20	45	7	27	.348	572	199	41	124

## MISCELLANEOUS STATISTICS

Year	Batting Totals									Fielding Totals						
	IBB	HB	SF	SH	CS	TB	POS	PCT	G	PO	A	E	TC	DP	SB	CS
1982	0	1	0	0	0	22	C	.990	16	94	7	1	102	1	10	4
1993	6	3	6	0	4	307	C, 1B	.989	147	901	98	11	1010	11	108	68
1994	10	1	2	0	3	219	C	.985	104	640	38	10	688	7	76	22
1995	10	1	1	0	0	263	C	.990	112	805	52	9	866	8	87	27
1996	21	1	2	0	3	308	C	.992	146	1056	70	9	1135	6	155	26
1997	11	3	5	0	1	355	C	.986	139	1045	74	16	1135	10	112	34
<b>Totals</b>	<b>58</b>	<b>10</b>	<b>16</b>	<b>0</b>	<b>11</b>	<b>1474</b>		<b>.989</b>	<b>664</b>	<b>4541</b>	<b>339</b>	<b>56</b>	<b>4936</b>	<b>43</b>	<b>819</b>	<b>171</b>

## PIAZZA'S CAREER TRANSACTIONS

- Selected by Los Angeles in the 62nd round (61st selection) of the June 1988 Free Agent Draft.

## DISABLED LIST

- May 11-June 4, 1995 (torn ligament in his left thumb)

## PIAZZA'S CAREER GAME HIGHS

<b>Most Hits:</b>	4 (13 times), last time Aug. 7, 1997 at Montreal
<b>Most RBI:</b>	7, Aug. 27, 1995 at Philadelphia
<b>Most HR:</b>	3, June 29, 1996 at Colorado
<b>Most Stolen Bases:</b>	2, Aug. 28, 1997 vs. Oakland
<b>Longest Hitting Streak:</b>	19 games, Aug. 22-Sept. 12, 1996
<b>Career Grand Slams:</b>	5. June 6, 1994 at Florida; June 19, 1994 vs. Colorado; May 7, 1995 at Colorado; Aug. 27, 1995 at Philadelphia; June 29, 1996 at Colorado

## TOP 10 N.L. MVP VOTE EARNERS IN THE 1990s

Name	MVP Votes
1. Barry Bonds	1,686
2. Mike Piazza	884
3. Jeff Bagwell	696
4. Terry Pendleton	506
5. Matt Williams	479
6. Greg Maddux	429
7. Fred McGriff	428
8. Barry Larkin	406
9. Bobby Bonilla	403
10. Ken Caminiti	392

## N.L. CATCHERS WITH 30 OR MORE HOMERS

Name	Team	Year	Homers
Todd Hundley	New York Mets	1996	41
Mike Piazza	Los Angeles	1997	40
Roy Campanella	Brooklyn	1953	40
Mike Piazza	Los Angeles	1996	36
Johnny Bench	Cincinnati	1970	36
Gabby Hartnett	Chicago	1930	36
Mike Piazza	Los Angeles	1993	35
Walker Cooper	New York Giants	1947	35
Johnny Bench	Cincinnati	1972	33
Roy Campanella	Brooklyn	1951	33
Mike Piazza	Los Angeles	1995	32
Roy Campanella	Brooklyn	1950	31
Gary Carter	New York Mets	1985	30
Johnny Bench	Cincinnati	1977	30
Benito Santiago	Philadelphia	1996	30
Todd Hundley	New York Mets	1997	30

•Minimum 100 games caught

## ACTIVE CAREER BATTING LEADERS

Batting Average			
Name	At-Bats	Hits	Average
Tony Gwynn, SD	8187	2780	.340
Mike Piazza, LA	2558	854	.334
Wade Boggs, TB	8453	2800	.331
Frank Thomas, CWS	3821	1261	.330
Edgar Martinez, SEA	3818	1210	.317
Slugging Percentage			
Name	At-Bats	Total Bases	Slugging %
Frank Thomas, CWS	3821	2294	.600
Mike Piazza, LA	2558	1474	.576
Albert Belle, CWS	4075	2306	.566
Ken Griffey, Jr., SEA	4593	2580	.562
Juan Gonzalez, TEX	3663	2041	.557

•Through 1997 season.

15

# Tom Prince

*Catcher*

**Height:** 5-11      **Weight:** 206  
**Bats:** Right      **Throws:** Right  
**Opening Day Age:** 33  
**Birth Date:** August 13, 1964  
**Birthplace:** Kankakee, IL  
**M.L. Service:** 5 years and 92 days  
**How Obtained:** Signed by Los Angeles  
as a free agent on Nov. 12, 1993  
**Contract Status:** Signed through 1998



## 1997 NOTES

- Batted .220 in 47 games for the Dodgers while establishing career highs with three home runs and 14 RBI.
- Hit .218 (17-for-78) in 23 starts behind the plate...the Dodgers were 9-14 when he started in 1997 and are 20-18 over the past two seasons.
- Threw out an astounding 71 percent (15 of 21) of the runners attempting to steal.
- Homered in consecutive games for the first time in his career from July 22-23 vs. New York...hit his career-high third home run of the season on Sept. 2 at Texas in a 13-12 loss.
- His two-out infield single scored Brett Butler from second base for the winning run in the 15th inning of a 3-2 win on April 7 vs. New York.
- Pinch-ran in the ninth inning, scored the tying run and then hit a game-winning sacrifice fly in the 10th inning as the Dodgers rallied for a 8-7 win on May 2 vs. Chicago.
- Snapped his streak of throwing out eight consecutive runners when Angels' first baseman Darrin Erstad stole second base in the first inning on July 3 at Anaheim.
- His two-out, two-run single in the 15th inning on Sept. 15 at St. Louis gave the Dodgers a 7-4 lead in their 7-6 victory...was 3-for-7 with a double and two RBI.
- Collected a career-best three hits twice; was 3-for-5 on April 13 at Pittsburgh and 3-for-7 on Sept. 15 at St. Louis...now has collected three hits on four occasions during his career.
- Batted .273 (6-for-22) with two home runs and seven RBI at Dodger Stadium...batted .462 (6-for-13) when batting with a man on third base.

## MAJOR LEAGUE HIGHLIGHTS

### 1996:

- Batted .297 with one home run and 11 RBI in 40 games with the Dodgers after he had his contract purchased from Triple-A Albuquerque on May 19...batted .411 with seven home runs and 22 RBI in 32 games for the Dukes.
- Batted .313 (15-for-48) in 15 starts for the Dodgers...L.A. was 11-4 when he started behind the plate.
- Collected a career-high three hits on Aug. 4 vs. Atlanta.
- Had a four-game hitting streak from May 24-30.
- Laid down four suicide squeeze bunts; scored Wayne Kirby on Aug. 4 vs. Atlanta, scored Greg Gagne on July 2 at San Diego, scored Mike Busch on July 25 at Florida and scored Gagne again on Aug. 25 vs. New York.
- Slugged his only home run of the season on June 18 at Chicago...it was his second as a Dodger and sixth as a major leaguer.
- Batted .421 (8-for-19) with three runs, two doubles and two RBI in his final 10 games of the season.
- Threw out three of 17 runners attempting to steal (18 percent) ...committed just one error, a throwing miscue on Sept. 15 vs. St. Louis.

**1995:**

- Batted .200 with a home run and four RBI in 18 games for the Dodgers...also batted .318 with seven home runs and 36 RBI at Albuquerque.
- Had his contract purchased from Albuquerque on May 15...was placed on the 15-day disabled list on June 4 after suffering a left thigh contusion and a concussion from a home plate collision with the Mets' Jose Vizcaino on June 3.
- Started 12 games for L.A. and had his only multi-hit game, including his first home run as a Dodger, on May 25 at New York.

**1994:**

- Hit .333 (2-for-6) with two runs and a RBI in three games with Los Angeles after having his contract purchased from Albuquerque on April 9.
- Made his Dodger debut as the starting catcher on April 14 at St. Louis and went 0-for-3...was optioned back to Albuquerque on April 22.
- Slugged a career-high 20 home runs and batted .285 with 54 RBI and 31 doubles in 103 games for the Dukes...named Pacific Coast League Player of the Week for the week ending May 28.

**1993:**

- Spent his first full season in the major leagues with Pittsburgh and batted .196 with two home runs and 24 RBI...opened the season with the Pirates for the fourth straight year.
- Played in a career-high 66 games, including 50 starts.
- Batted .375 (3-for-8) with a walk in nine pinch-hitting assignments.
- Collected six hits in his first 20 at bats (.300) and was batting at a .263 clip (10-for-38) through the first two months of the season.
- Had three infield singles, including a bunt-hit on May 16 at Chicago.
- Hit his first career inside-the-park home run on May 27 vs. Florida and collected a career-high three RBI...also collected three RBI on Aug. 27 vs. San Diego.

**1992:**

- Began the season with Pittsburgh and appeared in 18 games, including eight starts, before being outrighted to Triple-A Buffalo on May 29.
- Had his contract purchased again on Sept. 16...finished the season batting .091 in 27 games.
- Batted .262 in 75 games for Buffalo...threw out 28 of 65 runners attempting to steal (43 percent)...led all American Association catchers in double plays with 12.

**1991:**

- Began the season with Pittsburgh and was 0-for-1 in one game before being outrighted to Buffalo on April 18.
- Had his contract purchased again by the Pirates on July 27...collected a double on July 29 at Atlanta for his first hit of the season.
- Was batting .333 (4-for-12) before going on the 15-day disabled list on Aug. 13 with a bruised right shoulder...was reinstated from the disabled list on Sept. 1.
- Hit his second major league homer off Dave Righetti at San Francisco on Sept. 9.
- Batted .208 with six home runs and 32 RBI in 78 starts behind the plate at Buffalo...threw out 32 of 56 runners attempting to steal (57 percent)...also picked off nine runners.

**1990:**

- Opened the season with Pittsburgh and appeared in three games before being optioned to Buffalo on April 30...was recalled on Sept. 5 and finished the season with one hit in 10 at bats in four games.
- Was Player of the Month in July at Buffalo with a .247 (23-for-93) average, four homers and 19 RBI.
- Started a team-high 88 games behind the plate and threw out 30 of 99 runners attempting to steal (30 percent).

**1989:**

- Was recalled by Pittsburgh on April 17 when Pirates' catcher Mike Lavalliere went on the disabled list...appeared in 21 games and made 16 starts with the Bucs before being optioned back to Buffalo on June 8.
- Slugged two home runs and seven RBI, including a grad slam, on July 31 at Louisville while with Buffalo.

**PRINCE** (Continued)**1988:**

- Batted .176 with six RBI in 29 games for Pittsburgh after being recalled on July 28...made 21 starts and appeared in a total of 29 games.
- Had a .260 average with 14 home runs and 42 RBI in 86 games at Buffalo before being recalled...selected to the first Triple-A All-Star Game.

**1987:**

- Batted .222 with one home run and two RBI during his rookie campaign with Pittsburgh...had his contract purchased by the Pirates on Sept. 14 and made major league debut on Sept. 22 at Montreal.
- His first career hit was a two-run home run off Bob Ojeda at New York on Sept. 27.
- Had a .307 batting average with six home runs and 54 RBI at Double-A Harrisburg...was named to the Eastern League postseason All-Star team after leading the league catchers in games played (113), putouts (622), assists (88), total chances (721) and double plays (9).
- Gunned down 56 of 144 runners attempting to steal (39 percent).
- Went 11-for-33 (.333) with four homers in nine postseason games...hit a solo homer with two outs in the bottom of the ninth to tie the game in the fifth game of the semi-final series vs. Reading, which Harrisburg won.
- Homered in the first two games of the Eastern League Championship at Vermont, including a solo shot in the ninth inning in Game 2 to snap a 3-3 tie.

**MINOR LEAGUE HIGHLIGHTS****1986:**

- Batted .253 with 10 home runs and 47 RBI in 121 games at Single-A Prince William.
- Finished third in the Carolina League with 34 doubles and led league catchers in games (121), putouts (821), total chances (954) and tied in assists (113).

**1985:**

- Led South Atlantic League catchers in games (124), putouts (810), assists (101), total chances (930) and double plays (10).

**1984:**

- Started his first professional season at Single-A Watertown but was outrighted to Rookie Bradenton on July 8.

**PERSONAL**

- Resides in Bradenton, Florida with his wife, Gail, and two children, John (born July 13, 1992) and Shannon (born July 7, 1996).
- Was an All-Conference and All-Chicago selection in baseball at Bradley Bourbonnais (IL) H.S. ...also played football.
- Attended Kankakee Community College for two years.
- Was drafted twice by the Atlanta Braves but elected to attend college.
- Enjoys hunting and fishing.

**PROFESSIONAL RECORD**

YEAR	CLUB	AVG.	G	AB	R	H	2B	3B	HR	RBI	BB	SO	SB
1984	Watertown	.203	23	69	6	14	3	0	2	13	9	13	0
	Bradenton	.229	18	48	4	11	0	0	1	6	8	10	1
1985	Macon	.208	124	360	60	75	20	1	10	42	96	92	13
1986	Prince William	.253	121	395	59	100	34	1	10	47	50	74	4
1987	Harrisburg	.307	113	365	41	112	23	2	6	54	51	46	6
	PITTSBURGH	.222	4	9	1	2	1	0	1	2	0	2	0
1988	Buffalo	.260	86	304	35	79	16	0	14	42	23	53	3
	PITTSBURGH	.176	29	74	3	13	2	0	0	6	4	15	0
1989	Buffalo	.202	65	183	21	37	8	1	6	33	22	30	2
	PITTSBURGH	.135	21	52	1	7	4	0	0	5	6	12	1
1990	Buffalo	.225	94	284	38	64	13	0	7	37	39	46	4
	PITTSBURGH	.100	4	10	1	1	0	0	0	0	1	2	0
1991	Buffalo	.208	80	221	29	46	8	3	6	32	37	31	3
	PITTSBURGH	.265	26	34	4	9	3	0	1	2	7	3	0
1992	Buffalo	.262	75	244	34	64	17	0	9	35	20	35	3
	PITTSBURGH	.091	27	44	1	4	2	0	0	5	6	9	1

## PROFESSIONAL RECORD (Continued)

YEAR	CLUB	AVG.	G	AB	R	H	2B	3B	HR	RBI	BB	SO	SB
1993	PITTSBURGH	.196	66	179	14	35	14	0	2	24	13	38	1
1994	Albuquerque	.285	103	330	61	94	31	2	20	54	51	67	2
	LOS ANGELES	.333	3	6	2	2	0	0	0	1	1	3	0
1995	LOS ANGELES	.200	18	40	3	8	2	1	1	4	4	10	0
	Albuquerque	.318	61	192	30	61	15	0	7	36	27	41	0
1996	Albuquerque	.411	32	95	24	39	5	1	7	22	15	14	0
	LOS ANGELES	.297	40	64	6	19	6	0	1	11	6	15	0
1997	LOS ANGELES	.220	47	100	17	22	5	0	3	14	5	15	0
<b>ML Totals—11 years</b>		<b>.199</b>	<b>285</b>	<b>612</b>	<b>53</b>	<b>122</b>	<b>39</b>	<b>1</b>	<b>9</b>	<b>74</b>	<b>53</b>	<b>124</b>	<b>3</b>

## DIVISION SERIES RECORD

YEAR	CLUB VS. OPP.	AVG.	G	AB	R	H	2B	3B	HR	RBI	BB	SO	SB
1996	LA vs. Atl												
Did Not Play													
<b>Division Series Totals</b>		<b>.000</b>	<b>0</b>	<b>0</b>	<b>0</b>	<b>0</b>	<b>0</b>	<b>0</b>	<b>0</b>	<b>0</b>	<b>0</b>	<b>0</b>	<b>0</b>

## STATISTICAL BREAKDOWN

	1997								CAREER				
	AVG.	G	AB	R	H	HR	RBI	AVG.	AB	H	HR	RBI	
<b>Totals</b>	.220	47	100	17	22	3	14	.199	612	122	9	74	
Atlanta	.111	4	9	1	1	0	0	.158	57	9	0	2	
Chicago	.000	2	1	1	0	0	1	.200	40	8	1	9	
Cincinnati	.000	2	3	0	0	0	0	.250	36	9	0	2	
Colorado	.000	2	2	0	0	0	0	.182	11	2	0	0	
Florida	.167	2	6	2	1	0	0	.167	30	5	1	7	
Houston	.000	3	3	0	0	0	0	.182	33	6	0	6	
Los Angeles	—	—	—	—	—	—	—	.292	5	2	0	1	
Milwaukee	—	—	—	—	—	—	—	—	—	—	—	—	
Montreal	.000	1	4	0	0	0	0	.122	49	6	0	2	
New York	.211	6	19	3	4	2	4	.245	94	23	4	13	
Philadelphia	.000	4	3	1	0	0	0	.177	79	14	0	8	
Pittsburgh	.333	3	12	3	4	0	2	.389	18	7	0	3	
St. Louis	.429	1	7	1	3	0	2	.190	58	11	0	5	
San Diego	.200	6	5	0	1	0	0	.156	45	7	1	5	
San Francisco	.500	3	2	0	1	0	2	.188	32	6	1	8	
Anaheim	.500	2	6	2	3	0	1	.500	6	3	0	1	
Oakland	.286	2	7	2	2	0	0	.286	7	2	0	0	
Seattle	.000	2	3	0	0	0	0	.000	3	0	0	0	
Texas	.250	2	8	1	2	1	2	.250	8	2	1	2	
<b>American League</b>	<b>.292</b>	<b>8</b>	<b>24</b>	<b>5</b>	<b>7</b>	<b>1</b>	<b>3</b>	<b>.292</b>	<b>24</b>	<b>7</b>	<b>1</b>	<b>3</b>	
Before ASG	.229	23	48	10	11	0	5	.188	309	58	3	40	
After ASG	.212	24	52	7	11	3	9	.211	303	64	6	34	
April	.278	8	18	4	5	0	3	.179	84	15	0	12	
May	.000	5	9	2	0	0	1	.188	117	22	2	17	
June	.200	7	15	2	3	0	0	.159	82	13	1	7	
July	.333	13	27	7	9	2	6	.244	78	19	2	10	
August	.000	6	13	0	0	0	0	.222	117	26	1	14	
Sept./Oct.	.278	8	18	2	5	1	4	.213	127	27	3	14	
Pinch Hitting	.500	—	2	—	1	0	2	.194	31	6	0	2	
Longest Streak			3 Games						5 Games				
Home	.273	16	22	4	6	2	7	.174	219	38	4	31	
Away	.205	31	78	13	16	1	7	.214	393	84	5	43	
vs. Righthanders	.254	41	67	13	17	2	9	.211	361	76	6	54	
vs. Lefthanders	.152	20	33	4	5	1	5	.183	251	46	3	20	

PRINCE (Continued)

## MISCELLANEOUS STATISTICS

Year	Batting Totals					Fielding Totals										
	IBB	HB	SF	SH	CS	TB	POS	PCT	G	PO	A	E	TC	DP	SB	CS
1987	0	0	0	0	0	6	C	1.000	4	14	3	0	17	0	4	1
1988	0	0	0	2	0	15	C	.983	28	108	8	2	118	1	21	4
1989	0	0	0	0	0	11	C	.960	21	85	11	4	100	1	25	6
1990	0	0	0	0	1	1	C	1.000	3	16	1	0	17	0	3	0
1991	0	1	0	0	0	15	C	.984	19	52	9	1	62	0	8	6
1992	0	0	2	0	1	6	C, INF	.977	19	76	8	2	86	0	8	3
1993	2	7	3	2	1	55	C	.984	59	271	31	5	307	6	54	12
1994	0	0	0	0	0	2	C	1.000	3	11	1	0	12	0	0	0
1995	0	0	0	0	0	15	C	.998	17	71	8	1	80	2	8	4
1996	2	2	2	3	0	28	C	.994	35	161	11	1	173	1	15	4
1997	0	3	1	4	0	36	C	.996	45	221	25	1	247	5	6	15
<b>Totals</b>	<b>4</b>	<b>13</b>	<b>8</b>	<b>11</b>	<b>3</b>	<b>190</b>		<b>.986</b>	<b>253</b>	<b>1086</b>	<b>116</b>	<b>17</b>	<b>1219</b>	<b>16</b>	<b>152</b>	<b>55</b>

## PRINCE'S CAREER TRANSACTIONS

- Selected by Atlanta in the eighth round of the January 1983 Free Agent Draft.
- Selected by Atlanta in the fourth round (secondary phase) of the June 1983 Free Agent Draft.
- Selected by Pittsburgh in the fourth round (secondary phase) of the January 1984 Free Agent Draft.
- Signed by Los Angeles as a free agent on Nov. 8, 1993.

## DISABLED LIST

- Aug. 13-31, 1991 (bruised right shoulder).
- June 4-July 10, 1995 (concussion/left thigh contusion).

## PRINCE'S CAREER GAME HIGHS

<b>Most Hits:</b>	3 (4 times), last time September 15, 1997 at St. Louis
<b>Most RBI:</b>	3 (2 times), last time Sept. 28, 1993 vs. Florida
<b>Most HR:</b>	1 (9 times), last time September 2, 1997 at Texas
<b>Most Stolen Bases:</b>	1 (3 times), last time May 19, 1993 at New York
<b>Longest Hitting Streak:</b>	5 games (2 times), last time Sept. 18-24, 1993
<b>Career Grand Slams:</b>	None

36

# Scott Radinsky

*Left-Handed Pitcher*

**Height:** 6-3      **Weight:** 221  
**Bats:** Left      **Throws:** Left  
**Opening Day Age:** 30  
**Birth Date:** March 3, 1968  
**Birthplace:** Glendale, CA  
**M.L. Service:** 8 years and 10 days  
**How Obtained:** Signed by Los Angeles  
as a free agent on January 17, 1996  
**Contract Status:** Signed through 1998



## 1997 NOTES

- Went 5-1 with a 2.89 ERA and three saves after allowing 20 earned runs over 62.1 innings in a team-leading and career-high 75 appearances...his 75 games are the third best in franchise history behind Mike Marshall's 106 appearances in 1974 and Charlie Hough's 77 outings in 1976.
- Is 10-2 with a 2.67 ERA (34 ER/114.2 IP) and four saves in 133 outings over his two seasons with Los Angeles.
- Stranded 45 of the 56 runners (80 percent) he inherited and held the first batters he faced to a .232 batting average (16-for-69).

- Did not allow an earned run over 6.0 innings in his first six outings of the season...allowed just two hits during the stretch.
- Gave up his first runs of the season when he allowed four earned runs over 1.1 innings in a two-game stretch from April 11-15...then allowed only one earned run over 9.1 innings (0.96 ERA) in 13 outings from April 18-May 17.
- His first two wins of the season came in consecutive outings on May 9 and 10 vs. Montreal...he retired the only batter he faced on May 9 and was the beneficiary of the Dodgers' five-run rally in the 5-1 win...retired the two batters he faced in the top of the ninth inning the following day and the Dodgers scored a run in the bottom of the inning for a 2-1 win.
- Suffered his only loss of the season on June 3 at Houston after he gave up a game-winning solo home run to Jeff Bagwell in the bottom of the 10th inning in the 4-3 defeat.
- Went on another run from May 21-July 6 after allowing only four earned runs over 18.0 innings for a 2.00 ERA in 20 appearances.
- Picked up his third win of the season on July 2 when he recorded the final out of the eighth inning and the Dodgers scored a run in the top of the ninth to defeat the Angels 5-4 at Anaheim.
- Earned his fourth win on July 14 in the Dodgers' 14-12 win in 10 innings...allowed one hit and one walk in 1.0 scoreless inning.
- Notched his first save of the season on July 19 at Atlanta after fanning three batters in 1.2 scoreless innings.
- Earned his second save after retiring the last two batters in the ninth inning in a 1-0 win against Montreal on Aug. 14.
- Gave up a season-high four runs on three hits after facing four batters without recording an out on Sept. 2 in a 13-12 setback at Texas.
- Won his third straight and fifth of the season in a 4-3, 10-inning victory on Sept. 14 at Houston...pitched 1.2 scoreless innings.
- Struck out the side in the ninth inning on Sept. 16 at St. Louis to earn his third save in the 7-6 win.
- Posted a 2-0 record, 0.65 ERA (2 ER/27.2 IP) and a save in 36 relief appearances at Dodger Stadium.

## MAJOR LEAGUE HIGHLIGHTS

### 1996:

- Went 5-1 with a 2.41 ERA in 58 games after agreeing to a minor league contract on Jan. 17 with an invitation to spring training camp.
- Went on the 15-day disabled list with tendinitis in his left middle finger on March 30 (retroactive to March 28)...was reinstated on April 12.
- Allowed six hits over 9.2 scoreless innings in his first 11 outings of the season...did not walk a batter over 5.1 innings in his first seven outings and walked just one over 10.2 innings in his first 12 outings.
- Allowed just one earned run in his first 21.2 innings for a 0.42 ERA...surrendered just six hits and fanned 19 during that span.
- Hurlled 11.0 consecutive scoreless innings from May 22-June 27.
- Earned his first save as a Dodger on May 6 at Pittsburgh...it also was his first since June 25, 1995 vs. Cleveland.
- Was ejected from the game on June 27 at Colorado by home plate umpire Paul Runge for arguing a called ball...manager Bill Russell also was ejected.
- Fanned a season-high three batters on Aug. 18 vs. Montreal in 2.0 scoreless innings of work.
- Made two relief appearances against Atlanta during the N.L. Division Series...pitched 0.1 scoreless inning in Game 1 and 1.0 scoreless inning with two strikeouts in Game 3.
- Pitched a season-high 2.0 innings on four different occasions; June 8 vs. Cincinnati, July 27 at Houston, Aug. 18 vs. Montreal and Sept. 15 vs. St. Louis...did not allow a run in any of the 8.0 innings.
- Suffered three blown saves; June 30 at Colorado, June 21 at San Francisco and Aug. 28 at Montreal.
- Had a 1.08 ERA (1 ER/8.1 IP) for in May and a 1.80 ERA (2 ER/10.0 IP) in July.
- Allowed a run in just nine of the 57 games he pitched in.

**RADINSKY** (Continued)**1995:**

- Went 2-1 with 5.45 ERA in 46 games for the Chicago White Sox after missing the previous season.
- Made his season debut on April 26 at Milwaukee, his first outing since Oct. 3, 1993.
- Earned a save on June 25 vs. Cleveland, his first since Aug. 14, 1993.
- Allowed just one run over 11.0 innings for a 0.82 ERA from Aug. 15-Sept. 15.

**1994:**

- Spent the entire season on the 60-day emergency disabled list after being diagnosed with Hodgkin's disease prior to the start of spring training...underwent chemotherapy and radiation treatments while at home in Southern California.

**1993:**

- Had a career-best 8-2 record with a 4.28 ERA in 73 appearances ...allowed just three earned runs over 38 appearances from May 29-Aug. 21 for a 1.17 ERA (3 ER/23.0 IP).
- Stranded 30 of his 34 inherited runners.

**1992:**

- Recorded a career-high 15 saves and went 3-7 with a 2.73 ERA...led the White Sox and tied for seventh in the A.L. with 68 appearances.
- Held opposing left-handed batters to a .182 batting average.

**1991:**

- Went 5-5 with a career-best 2.02 ERA and finished second on the team with eight saves...his 2.02 ERA was lowest on the team for pitchers with 50 or more innings pitched.
- Held opposing batters to a .206 batting average.

**1990:**

- Went 6-1 with a 4.82 ERA in 62 games for the White Sox during his rookie campaign.
- Was one of two rookie pitchers to break camp with Chicago and became the first pitcher since Dwight Gooden in 1984 to make a major league club after spending the previous season in Single-A.
- Made his major league debut on Opening Day on April 9 at Milwaukee.
- Earned his first major league win on April 10 at Milwaukee after allowing one hit in 1.1innings...allowed just one earned run in his first 17 appearances.
- Was 5-0 with a 2.12 ERA at the All-Star break.
- Held left-handed hitters to a .177 average.

**MINOR LEAGUE HIGHLIGHTS****1989:**

- Went 7-5 with a 1.75 ERA as a closer for Single-A Midwest League champion South Bend...ranked second in the league with 31 saves and third with 49 games finished.
- Allowed only one home run in 61.2 innings pitched...was second in the league in Roloids Relief Man points.
- Had a strikeout to walk ratio of 4:1 (19 walks/83 strikeouts).

**1988:**

- Limited to five games at Sarasota because of shoulder problems.

**1987:**

- Was a combined 4-10 after splitting the season between Single-A Peninsula and Sarasota...was 3-3 with a 2.31 ERA at Sarasota...made 18 starts in his 23 appearances.

**1986:**

- Was 1-0 with a 3.38 ERA in seven starts in his first professional season at Rookie Sarasota.

**PERSONAL**

- He and his wife, Darlenys, reside in Simi Valley, California with their daughter Shylene (born Feb. 28, 1997).
- Is the lead singer for his alternative rock band Pulley...the band toured Europe during the offseason.
- Has played at the Hollywood Paladium with his former band Ten Foot Pole...has also played drums with Jack McDowell's band, V.I.E.W.
- Graduated from Simi Valley (CA) H.S. in 1986...coached at the school while undergoing treatments for Hodgkin's Disease in 1994.
- Enjoys mountain biking.

**CAREER RECORD**

YEAR	CLUB	W-L	ERA	G	GS	CG	SHO	SV	IP	H	R	ER	BB	SO
1986	Sarasota	1-0	3.38	7	7	0	0	0	27.0	24	20	10	17	18
1987	Peninsula	1-7	5.77	12	8	0	0	0	39.0	43	30	24	32	37
	Sarasota	3-3	2.31	11	10	0	0	0	58.0	43	23	15	39	41
1988	Sarasota	0-0	5.40	5	0	0	0	0	3.0	2	2	2	4	7
1989	South Bend	7-5	1.75	53	0	0	0	31	61.2	39	21	12	4	7
1990	CHICAGO (AL)	6-1	4.82	62	0	0	0	4	52.1	47	29	28	36	46
1991	CHICAGO (AL)	5-5	2.02	67	0	0	0	8	71.1	53	18	16	23	49
1992	CHICAGO (AL)	3-7	2.73	68	0	0	0	15	59.1	54	21	18	34	48
1993	CHICAGO (AL)	8-2	4.28	73	0	0	0	4	54.2	61	33	26	19	44
1994	CHICAGO (AL)	Did Not Play												
1995	CHICAGO (AL)	2-1	5.45	46	0	0	0	1	38.0	46	23	23	17	14
1996	San Bernardino	0-0	2.08	3	0	0	0	0	4.1	2	1	1	2	4
	LOS ANGELES	5-1	2.41	58	0	0	0	1	52.1	52	19	14	17	48
1997	LOS ANGELES	5-1	2.89	75	0	0	0	3	62.1	54	22	20	21	44
NL Totals-2 years		10-2	2.67	133	0	0	0	4	114.2	106	41	34	38	92
AL Totals-5 years		24-16	3.62	314	0	0	0	32	275.2	261	124	111	129	201
ML Totals-7 years		34-18	3.34	447	0	0	0	36	390.1	367	165	145	167	293

**DIVISION SERIES RECORD**

YEAR	CLUB VS. OPP.	W-L	ERA	G	GS	CG	SHO	SV	IP	H	R	ER	BB	SO
1996	LA vs. Atl	0-0	0.00	2	0	0	0	0	1.1	0	0	0	1	2
Division Series Totals		0-0	0.00	2	0	0	0	0	1.1	0	0	0	1	2

**LEAGUE CHAMPIONSHIP SERIES RECORD**

YEAR	CLUB VS. OPP.	W-L	ERA	G	GS	CG	SHO	SV	IP	H	R	ER	BB	SO
1993	Chi. (AL) vs. Tor.	0-0	0.00	4	0	0	0	0	1.2	3	4	2	1	1
LCS Totals		0-0	0.00	4	0	0	0	0	1.2	3	4	2	1	1

**DODGERTOWN...THE PERFECT TRAINING SITE FOR FOOTBALL?**

Dodgertown played host to the NFL's Philadelphia Eagles from Jan. 1-6, 1995, as they prepared for their postseason games. The Eagles join a list of numerous teams from the NFL who have chosen Dodgertown in the past for their postseason training site, including the Green Bay Packers, Cleveland Browns, New England Patriots, Kansas City Chiefs and the Buffalo Bills. Dodgertown has also hosted the New Orleans Saints for preseason (mid 1970s to mid 1980s), the Ohio State Buckeyes and the Miami Hurricanes.

RADINSKY (Continued)

## STATISTICAL BREAKDOWN

	1997							CAREER				
	W-L	SV	ERA	G	IP	H	ER	W-L	SV	ERA	IP	ER
<b>Totals</b>	5-1	3	2.89	75	62.1	54	20	34-18	36	3.34	390.1	145
Atlanta	0-0	1	3.38	6	5.1	5	2	1-0	1	2.00	9.0	2
Chicago	0-0	0	1.93	6	4.2	4	1	1-0	0	1.08	8.1	1
Cincinnati	0-0	0	0.00	2	1.1	2	0	0-0	0	0.00	4.0	0
Colorado	1-0	0	0.00	4	3.2	1	0	1-0	0	6.23	8.2	6
Florida	0-0	0	0.00	3	3.0	2	0	0-0	0	0.00	7.0	0
Houston	1-1	0	2.70	5	3.1	6	1	1-1	0	1.42	6.1	1
Milwaukee	-	-	-	-	-	-	-	6-2	3	4.38	24.2	12
Montreal	2-0	1	2.70	6	3.1	3	1	2-0	2	3.00	6.0	2
New York	0-0	0	4.50	7	6.0	5	3	2-0	0	3.86	9.1	4
Philadelphia	0-0	0	0.00	6	6.2	6	0	0-1	0	3.37	10.2	4
Pittsburgh	0-0	0	3.38	4	2.2	3	1	0-0	1	1.17	7.2	1
St. Louis	0-0	1	0.00	5	5.0	2	0	1-0	1	0.00	9.2	0
San Diego	0-0	0	6.35	6	5.2	6	4	0-0	0	4.50	10.0	5
San Francisco	0-0	0	1.50	6	6.0	1	1	1-0	0	1.59	11.1	2
Anaheim	1-0	0	0.00	3	2.2	1	0	1-2	3	4.68	25.0	13
Oakland	0-0	0	9.00	1	1.0	2	1	1-0	1	0.68	13.1	1
Seattle	0-0	0	0.00	2	1.2	0	0	2-1	5	4.15	26.0	12
Texas	0-0	0	135.00	3	0.1	5	5	2-0	3	2.92	24.2	8
American League	1-0	0	9.53	9	5.2	8	6	25-16	32	3.74	281.1	117
Before ASG	3-1	0	3.03	42	35.2	29	12	16-11	13	3.21	215.2	77
After ASG	2-0	3	2.70	33	26.2	25	8	18-7	23	3.50	174.2	68
April	0-0	0	3.65	14	12.1	12	5	2-2	2	2.01	49.1	11
May	2-0	0	2.70	12	10.0	6	3	12-2	3	3.82	70.2	30
June	0-1	0	2.70	12	10.0	9	3	1-5	7	3.27	71.2	26
July	2-0	1	1.59	13	11.1	6	2	8-4	7	3.71	70.1	29
August	0-0	1	2.61	14	10.1	13	3	4-3	11	2.89	65.1	21
Sept./Oct.	1-0	1	4.32	10	8.1	8	4	7-2	5	4.00	63.0	28
As Starter	-	-	-	-	-	-	-	-	-	-	-	-
As Reliever	5-1	3	2.89	75	62.1	54	20	34-18	36	3.34	390.1	145
Winning Streak				3 Games						6 Games		
Losing Streak				2 Games						5 Games		
Home	2-0	1	0.65	36	27.2	18	2	16-9	22	2.87	203.2	65
Away	3-1	2	4.67	39	34.2	36	18	18-9	14	3.86	186.2	80

## MISCELLANEOUS STATISTICS

Year	Pitching Totals						Hitting Totals							
	IBB	HB	WP	BK	HR	AVG	AB	R	H	2B	3B	HR	RBI	
1990	1	2	2	1	1	-	-	-	-	-	-	-	-	
1991	2	1	0	0	4	-	-	-	-	-	-	-	-	
1992	5	2	3	0	3	-	-	-	-	-	-	-	-	
1993	3	1	0	4	3	-	-	-	-	-	-	-	-	
1994	-	-	-	-	-	-	-	-	-	-	-	-	-	
1995	4	0	0	0	7	-	-	-	-	-	-	-	-	
1996	5	0	0	3	2	.000	1	0	0	0	0	0	0	
1997	5	1	0	0	4	.000	4	0	0	0	0	0	0	
<b>ML Totals</b>	<b>25</b>	<b>7</b>	<b>5</b>	<b>8</b>	<b>24</b>	<b>.000</b>	<b>5</b>	<b>0</b>	<b>0</b>	<b>0</b>	<b>0</b>	<b>0</b>	<b>0</b>	

## RADINSKY'S CAREER TRANSACTIONS

- Selected by the Chicago White Sox in the third round of the June 1986 Free Agent Draft.
- Signed by Los Angeles as a free agent on Jan. 17, 1996.

## DISABLED LIST

- March 2-end of season, 1994 (Hodgkin's disease)
- July 17-Aug. 15, 1995 (aggravated left groin)
- March 28-April 12, 1996 (tendinitis in his left middle finger)

## RADINSKY'S CAREER AND GAME HIGHS

<b>Most Innings Pitched – Starter:</b>	None
<b>Most Innings Pitched – Reliever:</b>	3.0, April 29, 1993 vs. Milwaukee
<b>Most Strikeouts:</b>	4, May 24, 1990 at Baltimore
<b>Most Walks:</b>	3 (3 times), last time Aug. 14, 1991 at Detroit
<b>Longest Winning Streak:</b>	6 games (2 times), last time May 5-July 30, 1993
<b>Longest Losing Streak:</b>	5 games, June 2-July 17, 1992

57

Dennis  
Reyes*Left-Handed Pitcher*

**Height:** 6-3      **Weight:** 246  
**Bats:** Right      **Throws:** Left  
**Opening Day Age:** 20  
**Birth Date:** April 19, 1977  
**Birthplace:** Higuera de Zaragoza, MX  
**M.L. Service:** 48 days  
**How Obtained:** Signed by Los Angeles  
as a free agent on July 5, 1993  
**Contract Status:** Signed through 1997



## 1997 NOTES

- Went 2-3 with a 3.80 ERA in 14 games, including five starts, during his rookie campaign with the Dodgers...drew raves from Dodger fans for resembling former pitcher Fernando Valenzuela.
- Was named the Dodgers Minor League Pitcher of the Year.
- Had his contract purchased by the Dodgers on July 13 and earned the win in his first major league start that day in a 9-3 victory against San Francisco...gave up three runs on four hits in 6.0 innings while walking four and fanning six.
- Snapped the Dodgers major league record streak of 681 consecutive starts by a right-handed pitcher when he made his debut on July 13, becoming the first Dodger lefty to start a game since Bob Ojeda did so on Sept. 24, 1992...between Reyes and Ojeda, the Dodgers started righthanders Kevin Gross, Tom Candiotti, Orel Hershiser, Willie Banks, Kevin Tapani, Pedro Martinez, Ramon Martinez, Pedro Astacio, Hideo Nomo, Ismael Valdes and Chan Ho Park...the previous mark for consecutive games started by righthanders was 453, also set by the Dodgers from 1902-06...the 11 starting pitchers the Dodgers used during their righty streak is the fewest among all major league teams for that period...Atlanta was second with 13, followed by Houston (15), Chicago Cubs (21) and Milwaukee (22)...the most starting pitchers used during that span was 36 by Seattle.
- Became the youngest pitcher in the majors at 20 years and 85 days (born April 19, 1977) when he made his big league debut on July 13 ...the youngest player in the major leagues at the time of Reyes' debut was Atlanta outfielder Andruw Jones, who is four days younger (born April 23, 1977)...the second youngest pitcher in the major leagues was Florida's Felix Heredia at 21 years and 59 days.
- Also became the fourth youngest L.A. Dodger to start a game on the mound at age 20 years and 85 days, just beating out Rick Sutcliffe who made his first start for the Dodgers on Sept. 29, 1976 at 20 years and 101 days...Joe Moeller (19 years and 2 months) in 1962, Dick Calmus (19 years, 7 months) in 1963 and Mike Kekich (20 years and 2 months) in 1965 were younger than Reyes.

**REYES** (Continued)

- His stolen base in his major league debut on July 13 was the first by a Dodger pitcher since Orel Hershiser stole one on May 8, 1994 at San Francisco.
- Suffered his first loss in his second start on July 18 in a 4-1 defeat at Atlanta...gave up four runs on nine hits over 6.2 innings while walking three and fanning three...allowed home runs to Fred McGriff and Andruw Jones.
- Took his second straight defeat in a 2-1 loss on July 23 vs. New York ...allowed two runs on eight hits in 5.0 innings.
- Was optioned back to Albuquerque on July 25 when pitcher Ismael Valdes was reinstated from the 15-day disabled list...was recalled again on Aug. 22 and went 1-0 with a 3.95 ERA in two starts before being optioned back to Albuquerque on Aug. 28.
- Had a no-decision in the 5-3 comeback win on Aug. 22 at Philadelphia...allowed two earned runs in 7.0 innings but left the game trailing 3-1...the Dodgers rallied for four runs in the top of the ninth inning on Greg Gagne's dramatic three-run double with two outs.
- Evened his record at 2-2 when he took the win in a 9-5 victory at Pittsburgh...allowed four runs on eight hits in 6.2 innings of work.
- Was recalled for the third time on Sept. 2 when the rosters were expanded.
- His final eight outings of the season were in relief, going 0-1 with a 2.63 ERA (4 ER/13.2 IP).
- Pitched 13.1 scoreless innings from Sept. 6-28 before allowing four earned runs in his final 0.2 innings pitched on Sept. 28 at Colorado when he suffered the loss in the 13-9 setback against the Rockies...gave up four runs on seven hits in 2.2 innings.
- Started the season at Double-A San Antonio and went 8-1 with a 3.02 ERA in 12 games for the Missions...was promoted to Triple-A Albuquerque on June 15 and went 3-1 with a 3.68 ERA in five games for the Dukes...overall, was 6-3 with a 5.65 ERA in 10 starts in three stints with Albuquerque.
- Won four consecutive starts from at San Antonio from May 10-30 (2.51 ERA and 28 strikeouts) as the youngest player in the Texas League ...improved to 7-0 with a 2.81 ERA over 10 starts.
- Suffered his first loss of the season and snapped his eight-game winning streak on June 10 at Midland.
- Was promoted to Albuquerque and won his first start on June 16 vs. Tucson.
- Allowed two runs or less in each of his starts with the Dukes from June 21-July 1, going 2-1 with a 1.89 ERA...fanned 10 on July 1 at Las Vegas.

**MINOR LEAGUE HIGHLIGHTS****1996:**

- Went 11-12 with a 4.17 ERA in 29 games (28 starts) at Single-A San Bernardino...fanned 176 in 166.0 innings.
- Was sixth among Single-A pitchers and tied for eighth among full-season minor leaguers in strikeouts...also led all Dodger minor leaguers...averaged 9.54 strikeouts per 9.0 innings and fanned 10 or more on four occasions.
- Was the California League Pitcher of the Week from June 16-22.

**1995:**

- Was 1-0 with a 1.80 ERA in three games (two starts) at Single-A Vero Beach...spent most of the season pitching for the Mexico City Reds, where he was 5-5 in 17 starts.

**1994:**

- Went a combined 9-5 with a 4.90 ERA at Rookie Great Falls and Vero Beach during his first professional season.
- Named the fourth-best prospect in the Pioneer League by *Baseball America* after going 7-1 with a 3.78 ERA in 14 games (nine starts) at Great Falls...ranked 10th in the league in ERA.

**PERSONAL**

■ His father, Juan Reyes, was a first baseman for Dodger scout Mike Brito's Mexican League team in Guaymas in 1985...Dennis was the team's bat boy and one day said to Brito that he wanted him to sign him (Reyes) to play for the Dodgers just like Fernando Valenzuela ...Brito kidingly told him that he "only signs lefthanders"...Reyes then learned to throw lefthanded, mostly because his right clavicle is higher than his left...Brito signed him to a Dodger contract on July 5, 1993.

**CAREER RECORD**

YEAR	CLUB	W-L	ERA	G	GS	CG	SHO	SV	IP	H	R	ER	BB	SO
1994	Vero Beach	2-4	6.70	9	9	0	0	0	41.2	58	37	31	18	25
	Great Falls	7-1	3.78	14	9	0	0	0	66.2	71	37	28	25	70
1995	Vero Beach	1-0	1.80	3	2	0	0	0	10.0	8	2	2	6	9
1996	San Bernardino	11-12	4.17	29	28	0	0	0	166.0	166	106	77	77	176
1997	San Antonio	8-1	3.02	12	12	0	0	0	80.1	79	33	27	28	66
	Albuquerque	6-3	5.65	10	10	0	0	0	57.1	70	40	36	33	45
	LOS ANGELES	2-3	3.83	14	5	0	0	0	47.0	51	21	20	18	36
<b>ML Totals--1 year</b>		<b>2-3</b>	<b>3.83</b>	<b>14</b>	<b>5</b>	<b>0</b>	<b>0</b>	<b>0</b>	<b>47.0</b>	<b>51</b>	<b>21</b>	<b>20</b>	<b>18</b>	<b>36</b>

**STATISTICAL BREAKDOWN**

	1997								CAREER				
	W-L	SV	ERA	G	IP	H	ER	W-L	SV	ERA	IP	ER	
<b>Totals</b>	2-3	0	3.83	14	47.0	51	20	2-3	0	3.83	47.0	20	
Atlanta	0-1	0	4.50	2	8.0	10	4	0-1	0	4.50	8.0	4	
Chicago	-	-	-	-	-	-	-	-	-	-	-	-	
Cincinnati	-	-	-	-	-	-	-	-	-	-	-	-	
Colorado	0-1	0	9.64	2	4.2	9	5	0-1	0	9.64	4.2	5	
Florida	0-0	0	0.00	2	2.2	3	0	0-0	0	0.00	2.2	0	
Houston	0-0	0	0.00	1	1.0	1	0	0-0	0	0.00	1.0	0	
Milwaukee	-	-	-	-	-	-	-	-	-	-	-	-	
Montreal	-	-	-	-	-	-	-	-	-	-	-	-	
New York	0-1	0	3.60	1	5.0	8	2	0-1	0	3.60	5.0	2	
Philadelphia	0-0	0	2.57	1	7.0	7	2	0-0	0	0.00	7.0	2	
Pittsburgh	1-0	0	5.40	1	6.2	8	4	1-0	0	5.40	6.2	4	
St. Louis	0-0	0	0.00	1	3.0	1	0	0-0	0	0.00	3.0	0	
San Diego	0-0	0	0.00	1	2.0	0	0	0-0	0	0.00	2.0	0	
San Francisco	1-0	0	3.86	2	7.0	4	3	1-0	0	3.86	7.0	3	
Anaheim	-	-	-	-	-	-	-	-	-	-	-	-	
Oakland	-	-	-	-	-	-	-	-	-	-	-	-	
Seattle	-	-	-	-	-	-	-	-	-	-	-	-	
Texas	-	-	-	-	-	-	-	-	-	-	-	-	
<b>American League</b>	-	-	-	-	-	-	-	-	-	-	-	-	
Before ASG	-	-	-	-	-	-	-	-	-	-	-	-	
After ASG	2-3	0	3.83	14	47.0	51	20	2-3	0	3.83	47.0	20	
April	-	-	-	-	-	-	-	-	-	-	-	-	
May	-	-	-	-	-	-	-	-	-	-	-	-	
June	-	-	-	-	-	-	-	-	-	-	-	-	
July	1-2	0	4.58	3	17.2	21	9	1-2	0	4.58	17.2	9	
August	1-0	0	3.95	2	13.2	15	6	1-0	0	3.95	13.2	6	
Sept./Oct.	0-1	0	2.87	9	15.2	15	5	0-1	0	2.87	15.2	5	
As Starter	2-2	0	4.31	5	31.1	36	15	2-2	0	4.31	31.1	15	
As Reliever	0-1	0	2.87	9	15.2	15	5	0-1	0	2.87	15.2	5	
Winning Streak				1 Game							1 Game		
Losing Streak				2 Games							2 Games		
Home	1-1	0	2.84	7	19.0	18	6	1-1	0	2.84	19.0	6	
Away	1-2	0	4.50	7	28.0	33	14	1-2	0	4.50	28.0	14	

REYES (Continued)

## MISCELLANEOUS STATISTICS

Year	Pitching Totals					Hitting Totals							
	IBB	HB	WP	BK	HR	AVG	AB	R	H	2B	3B	HR	RBI
1997	3	1	2	1	4	.000	9	1	0	0	0	0	0
<b>ML Totals</b>	<b>3</b>	<b>1</b>	<b>2</b>	<b>1</b>	<b>4</b>	<b>.000</b>	<b>9</b>	<b>1</b>	<b>0</b>	<b>0</b>	<b>0</b>	<b>0</b>	<b>0</b>

## REYES' CAREER TRANSACTIONS

- Signed by Los Angeles as a free agent on July 5, 1993.

## REYES' CAREER GAME HIGHS

Low Hit Game:	4, July 13, 1997 vs. San Francisco
Most Innings Pitched – Starter:	7.0, August 22, 1997 at Philadelphia
Most Innings Pitched – Reliever:	3.0, September 15, 1997 at St. Louis
Most Strikeouts:	6 (twice), last time August 22, 1997 at Philadelphia
Most Walks:	4, July 13, 1997 vs. San Francisco
Longest Winning Streak:	1 game
Longest Losing Streak:	2 games, July 18-23, 1997

65

## Brian Richardson

Infielder

**Height:** 6-2      **Weight:** 202  
**Bats:** Right      **Throws:** Right  
**Opening Day Age:** 23  
**Birth Date:** Aug. 31, 1975  
**Birthplace:** Los Angeles, CA  
**M.L. Service:** None  
**How Obtained:** Dodgers' 7th round pick  
 (10th selection) in the June 1992 Free  
 Agent Draft  
**Contract Status:** Signed through 1998



## 1997 NOTES

- Batted .298 with 13 home runs and 90 RBI in 133 games for Double-A Texas League Champion San Antonio...led the league with 13 triples and tied for fourth in games and RBI.
- Batted .333 (16-for-48) with two home runs and 10 RBI during an 11-game hit streak from April 4-20.
- Slugged two home runs on April 14 at Midland.
- Drove in at least one run in six straight games from Aug. 14-19...batted .409 (9-for-22) with three doubles and nine RBI during that span.
- Had a 17-game hitting streak (.357, 16 RBI) in August.
- Belted a grand slam on May 17 vs. Tulsa.
- Batted .255 with one home run, 13 RBI and one triple in 38 games for Maui in the Hawaiian Winter League.

## MINOR LEAGUE HIGHLIGHTS

## 1996:

- Batted .323 in 19 games at San Antonio before being promoted to Triple-A Albuquerque, where he had a .245 average, nine home runs and 43 RBI in 105 games with the Dukes.
- Was the second-youngest player in Triple-A at the age of 21 behind teammate Karim Garcia.

## 1995:

- Batted .284 with 12 home runs and 58 RBI in 127 games at Single-A San Bernardino.

- Led California League third baseman with 82 putouts and 254 assists.
- Named California League Player of the Week from June 11-17.
- Batted .431 (25-for-58) with three home runs and 14 RBI in a 16-game span from July 29-Aug. 14.
- Was a runner-up on Howe Sportsdata's All-Teenager Team.

**1994:**

- Batted a combined .232 with five home runs and 45 RBI at Single-A Vero Beach and Single-A Yakima.

**1993:**

- Had a .225 batting average with 13 RBI in 54 games at Rookie Great Falls.

**1992:**

- Batted .213 with 15 RBI in 37 games at Rookie St. Lucie during his first professional season.

**PERSONAL**

- Nicknamed "B-Rich."
- Carries a baseball card of idol Bobby Bonilla in his back-pocket during games for good luck.
- Signed by Bobby Darwin.

**PROFESSIONAL RECORD**

YEAR	CLUB	AVG.	G	AB	R	H	2B	3B	HR	RBI	BB	SO	SB
1992	St. Lucie	.213	37	122	8	26	6	2	0	15	11	27	2
1993	Great Falls	.225	54	178	16	40	11	0	0	13	14	47	1
1994	Vero Beach	.231	19	52	3	12	0	1	0	3	4	15	2
	Yakima	.233	70	266	35	62	15	0	5	42	35	82	12
1995	San Bernardino	.284	127	462	68	131	18	1	12	58	35	122	17
1996	San Antonio	.323	19	62	10	20	1	1	0	7	2	10	0
	Albuquerque	.245	105	355	52	87	17	2	9	43	32	89	4
1997	San Antonio	.298	133	484	73	144	23	13	13	90	42	97	3
<b>Totals-6 years</b>		<b>.264</b>	<b>564</b>	<b>1981</b>	<b>265</b>	<b>522</b>	<b>91</b>	<b>20</b>	<b>39</b>	<b>271</b>	<b>175</b>	<b>489</b>	<b>41</b>

**RICHARDSON'S CAREER TRANSACTIONS**

- Selected by Los Angeles in the seventh round (10th selection) of the June 1992 Free Agent Draft.

**51****Adam Riggs***Infielder***Height:** 6-0      **Weight:** 190**Bats:** Right      **Throws:** Right**Opening Day Age:** 24**Birth Date:** October 4, 1972**Birthplace:** Steubenville, OH**M.L. Service:** 47 days**How Obtained:** Dodgers' 22nd round pick (22nd selection) in the June 1994 Free Agent Draft.**Contract Status:** Signed through 1997**1997 NOTES**

- Batted .200 (4-for-20) with one RBI in nine games over two separate stints with the Dodgers.
- Began the season at Triple-A Albuquerque but got off to a bad start when he fractured the hamate bone in his left hand on April 5 after batting .500 (3-for-6) with two doubles in two games...was reinstated on June 10.

**RIGGS** (Continued)

- Reached base safely by a hit or walk in 34 straight games from June 17-July 25 with the Dukes...batted .325 (43-for-132) with 10 home runs and 18 RBI during that span.
- Rebounded from the injury and hit .305 (54-for-177) with 11 home runs, 22 RBI, 47 runs, five doubles and three triples with the Dukes until being recalled by the Dodgers on Aug. 1.
- Went 3-for-6 with a run and a RBI in the Hall of Fame game against San Diego on Aug. 4 at Cooperstown, NY.
- Made his major league debut on Aug. 7 at Montreal when he started at second base...went 0-for-4 with a stolen base and run scored in the 9-4 victory.
- Collected his first major league hit and RBI on Aug. 13 vs. Montreal in a 3-1 win...collected his first big league hit in the fifth inning off Expos' lefthander Carlos Perez and drove in the game-winning run with a single in the seventh for his first RBI to give the Dodgers a 2-1 lead.
- Was optioned back to Albuquerque on Aug. 20 and remained with the Dukes until he was recalled again on Sept. 2 when the rosters were expanded...overall, batted .304 (69-for-227) with 13 home runs, 28 RBI, 59 runs, eight doubles, three triples and 11 stolen bases in 54 games at Albuquerque.
- Started the final game of the season on Sept. 28 at Colorado and went 1-for-4 with a double, run and walk.
- Started seven games at second base for L.A. and hit .211 (4-for-19).
- Played for Mike Scioscia's Arizona Fall League Champion Peoria Javelinas in the Arizona Fall League during the offseason...batted .317 with nine home runs and 37 RBI in 34 games.

**MINOR LEAGUE HIGHLIGHTS****1996:**

- Batted .283 with 14 home runs and 66 RBI at Double-A San Antonio ...led the Missions with 134 games played, 506 at-bats and tied for first with 143 hits...was second with 68 runs, 228 total bases, 31 doubles, 14 home runs, 66 RBI and tied for second with six triples.
- Hit safely in 10 straight games from June 30-July 10 (16-for-41, .390).
- Snapped a 13-game hit streak on Aug. 21 (20-for-49, .408).
- Batted .273 (33-for-121) with five home runs and 16 RBI for Sun Cities in the Arizona Fall League.

**1995:**

- Batted .362 with 24 home runs and 106 RBI at Single-A San Bernardino ...was named to *Baseball America's* Single-A All-Star Team and All-Minor League team...also was the California League Player of the Year.
- Ranked first among all minor leaguers with 196 hits and 111 runs and second in batting average and 68 extra-base hits...
- Was the California League Player of the Month in July and was named Player of the Week from May 21-27 and June 4-10.
- Hit safely in 15 consecutive games from July 9-25 and in 12 straight games from May 4-16.
- Named the 10th-best prospect in the California League by *Baseball America*.

**1994:**

- Split his first professional season with Yakima and Great Falls...batted .312 in 62 games for Great Falls.

**PERSONAL**

- Attended the University of South Carolina-Aiken after graduating from Lenape Valley H.S.

## PROFESSIONAL RECORD

YEAR	CLUB	AVG.	G	AB	R	H	2B	3B	HR	RBI	BB	SO	SB
1994	Yakima	.286	4	7	1	2	1	0	0	0	0	1	0
	Great Falls	.312	62	234	55	73	20	3	5	44	31	38	19
1995	San Bernardino	.362	134	542	111	196	39	5	24	106	59	93	31
1996	San Antonio	.283	134	506	68	143	31	6	14	66	37	82	16
1997	Albuquerque	.304	57	227	59	69	8	3	13	28	29	39	12
	LOS ANGELES	.200	9	20	3	4	1	0	0	1	4	3	1
<b>ML Totals-1 year</b>		<b>.200</b>	<b>9</b>	<b>20</b>	<b>3</b>	<b>4</b>	<b>1</b>	<b>0</b>	<b>0</b>	<b>1</b>	<b>4</b>	<b>3</b>	<b>1</b>

## STATISTICAL BREAKDOWN

	1997								CAREER				
	AVG.	G	AB	R	H	HR	RBI	AVG.	AB	H	HR	RBI	
<b>Totals</b>	.200	9	20	3	4	0	1	.200	20	4	0	1	
Atlanta	.000	1	1	0	0	0	0	.000	1	0	0	0	
Chicago	-	-	-	-	-	-	-	-	-	-	-	-	
Cincinnati	.125	4	8	1	1	0	0	.125	8	1	0	0	
Colorado	.250	2	4	1	1	0	0	.250	4	1	0	0	
Florida	-	-	-	-	-	-	-	-	-	-	-	-	
Houston	-	-	-	-	-	-	-	-	-	-	-	-	
Milwaukee	-	-	-	-	-	-	-	-	-	-	-	-	
Montreal	.286	2	7	1	2	0	1	.286	7	2	0	1	
New York	-	-	-	-	-	-	-	-	-	-	-	-	
Philadelphia	-	-	-	-	-	-	-	-	-	-	-	-	
Pittsburgh	-	-	-	-	-	-	-	-	-	-	-	-	
St. Louis	-	-	-	-	-	-	-	-	-	-	-	-	
San Diego	-	-	-	-	-	-	-	-	-	-	-	-	
San Francisco	-	-	-	-	-	-	-	-	-	-	-	-	
Anaheim	-	-	-	-	-	-	-	-	-	-	-	-	
Oakland	-	-	-	-	-	-	-	-	-	-	-	-	
Seattle	-	-	-	-	-	-	-	-	-	-	-	-	
Texas	-	-	-	-	-	-	-	-	-	-	-	-	
American League	-	-	-	-	-	-	-	-	-	-	-	-	
Before ASG	-	-	-	-	-	-	-	-	-	-	-	-	
After ASG	.200	9	20	3	4	0	1	.200	20	4	0	1	
April	-	-	-	-	-	-	-	-	-	-	-	-	
May	-	-	-	-	-	-	-	-	-	-	-	-	
June	-	-	-	-	-	-	-	-	-	-	-	-	
July	-	-	-	-	-	-	-	-	-	-	-	-	
August	.200	6	15	2	3	0	1	.200	15	3	0	1	
Sept./Oct.	.200	3	5	1	1	0	0	.200	5	1	0	0	
Pinch Hitting	.000	-	1	-	0	0	0	.000	1	0	0	0	
Longest Streak			1 Game						1 Game				
Home	.375	5	8	1	3	0	1	.375	8	3	0	1	
Away	.083	4	12	2	1	0	0	.083	12	1	0	0	
vs. Righthanders	.111	4	9	3	1	0	0	.111	9	1	0	0	
vs. Lefthanders	.273	7	11	0	3	0	1	.273	11	3	0	1	

## MISCELLANEOUS STATISTICS

Year	Batting Totals							POS	PCT	Fielding Totals					
	IBB	HB	SF	SH	CS	TB	G			PO	A	E	TC	DP	
1997	1	0	0	0	0	5	2B	1.000	8	6	19	0	25	3	
<b>ML Totals</b>	<b>1</b>	<b>0</b>	<b>0</b>	<b>0</b>	<b>0</b>	<b>5</b>		<b>1.000</b>	<b>8</b>	<b>6</b>	<b>19</b>	<b>0</b>	<b>25</b>	<b>3</b>	

## RIGGS' CAREER TRANSACTIONS

- Selected by Los Angeles in the 22nd round (22nd selection) in the June 1994 Free Agent Draft.

## RIGGS' CAREER GAME HIGHS

Most Hits:	2, Aug. 13, 1997 vs. Atlanta
Most RBI:	1, Aug. 13, 1997 vs. Atlanta
Most HR:	None
Most Stolen Bases:	1, Aug. 7, 1997 at Montreal
Longest Hitting Streak:	None
Career Grand Slams:	None

59

# Ismael Valdes

*Right-Handed Pitcher*

**Height:** 6-3      **Weight:** 215  
**Bats:** Right      **Throws:** Right  
**Opening Day Age:** 24  
**Birth Date:** August 21, 1973  
**Birthplace:** Victoria, Tamaulipas, Mexico  
**M.L. Service:** 3 years and 125 days  
**How Obtained:** Signed by Los Angeles  
as a free agent on June 14, 1991  
**Contract Status:** Signed through 1998



## 1997 NOTES

- Finished with a 10-11 mark despite leading Dodger starters with a 2.65 ERA in 30 starts...was fourth among N.L. pitchers in earned run average, sixth with a 2.2 walks per 9.0 innings average and 10th with a .234 opponents batting average.
- Went 3-8 with a 3.47 ERA (35 ER/90.2 IP) in his first 15 starts and 7-3 with a 1.95 ERA (23 ER/106.0 IP) in his last 15 starts after June 25.
- Pitched into the seventh inning in 20 of his 30 starts, including his last 11 consecutive outings.
- The Dodgers scored an average of 3.43 runs per game in his 30 starts and were held to two runs or less on 13 occasions.
- Walked one batter or less in 20 of his 30 starts and did not walk a batter in six outings...his strikeout to walk ratio was nearly three to one (140 strikeouts to 47 walks).
- Earned the win in his first start of the season in a 2-1 victory against Philadelphia on April 3...allowed one run on five hits through 7.0 innings to earn his fifth straight win over seven starts dating back to Aug. 31, 1996.
- Lost four straight in his next six starts despite allowing just 10 earned run over 37.0 innings for a 2.43 ERA during that span...the four losses marked the longest losing streak of his career.
- Was 1-4 with a 2.25 ERA in his first seven starts after holding the opposition to one earned run or less in five of those starts...the Dodgers totalled just 15 runs in that span.
- Allowed one run and fanned a season-high nine batters over 7.2 innings but took the no-decision in the 5-1 victory on May 9 vs. Montreal...left the game trailing 1-0 before the Dodgers rallied for five runs in the bottom of the eighth inning.
- Earned his second win on May 15 at Cincinnati after allowing one run on three hits in 7.0 innings.
- Went 3-5 in his next 10 starts from May 20-June 30...gave up 25 earned runs on 56 hits over 61.0 innings for a 3.69 ERA during that span... however, did not give up a run over 20.1 innings in his three victories in that stretch.
- Left the game after suffering a left hamstring strain while attempting to run out an infield single in the sixth inning on July 5 at San Diego...had only allowed two hits and struck out three through 5.0 innings before coming out of the game...ended up earning the win in the 7-3 victory.
- Was placed on the 15-day disabled list on July 10 (retroactive to July 6) with a left hamstring strain...missed 19 games and three starts until being reinstated on July 28.
- Earned the win in his first start on July 28 against Pittsburgh...allowed two runs on eight hits through 6.0 innings in the 4-2 victory.
- Won a season-high three straight games from Aug. 14-24...during that stretch he allowed three earned runs in 23.1 innings for a 1.16 ERA.

- Finished the season strong by going 4-1 with a 2.08 ERA (15 ER/65.0 IP) in his final nine starts after Aug. 9.
- Struggled with the bat...began the season 0-for-27 before collecting a bunt single on June 25 vs. Colorado...ended the season 5-for-57 (.088) with a double and RBI...did lay down seven sacrifice bunts, all but one coming in the second half of the season.

## MAJOR LEAGUE HIGHLIGHTS

### 1996:

- Went 15-7 with a 3.32 ERA in 33 starts for the Dodgers.
- Struck out a season-high 10 batters on April 24 vs. Houston.
- Pitched a season-high 8.2 innings on July 12 vs. San Francisco...had a shutout until he was lifted for Scott Radinsky, who allowed an inherited runner to score.
- Was 9-5 with a 3.31 ERA (45 ER/122.1 IP) at the All-Star break.
- Surrendered a career-high three home runs on June 18 at Chicago and on April 12 vs. Florida...also yielded three homers at Colorado in 1995.
- Pitched a season-low 4.1 innings at Cincinnati on Aug. 9 after allowing eight runs.
- Finished the season with a four-game winning streak from Aug. 31-Sept. 27 over six starts...had a 2.98 ERA (14 ER/42.1 IP) during that span...also won eight of his last 10 decisions and the Dodgers winning seven of his last eight starts.
- Suffered the loss in Game 2 of the N.L. Division Series against Atlanta...allowed three runs on five hits in 6.1 innings.
- The Dodgers were 17-16 in games he started but 17-12 in his last 29.
- Won six of his last nine road starts and was 8-5 with a 4.07 ERA (50 ER/110.2 IP) in his 18 starts away from Dodger Stadium.
- Won eight of his last 15 starts at Dodger Stadium and posted a 2.49 ERA (30 ER/108.1 IP) in those games...overall, was 7-2 with a 2.60 ERA (33 ER/91.0 IP) in 15 home starts.
- Fanned six or more batters in 18 of his 33 starts...struck out seven or more in 15 starts.
- Reached the seventh inning in 27 of his 33 starts and 15 of his last 18.
- Allowed two walks or less in 26 of his 33 starts...he walked one or less in 15 games and did not allow a walk in five games.
- Held the opposition to two earned runs or less in 19 of his 33 starts.
- Allowed double figures in hits just four times: 11 on May 28 at Philadelphia; 10 on June 29 at Colorado; 11 on Aug. 14 at St. Louis; and 10 on Aug. 20 vs. Montreal.
- Allowed six hits or less in 17 of his 33 starts...allowed a season-low three hits on three occasions, the last time on Sept. 21 at San Diego.

### 1995:

- Was 13-11 with a 3.05 ERA in 32 games (27 starts)...finished fourth in the league in ERA behind Atlanta's Greg Maddux (1.63), Hideo Nomo (2.54) and San Diego's Andy Ashby (2.94)...also ranked third in complete games (6), fourth in opponent's batting average (.228), seventh in innings pitched (197.2) and eighth in strikeouts (150).
- Finished 10th in voting for N.L. Rookie of the Year and received a third-place vote, although he didn't qualify for the award.
- Led the club with six complete games and ranked second in innings and strikeouts.
- Pitched 1.0 scoreless inning of relief in his first outing of the season on April 26 at Florida.
- Had a no-decision after allowing three runs on two hits over 5.0 innings in his first start on April 29 vs. Atlanta, which the Dodgers loss 4-3.
- Made five consecutive relief appearances until he became a regular starter on May 16 vs. Pittsburgh, when he suffered his first loss after allowing two runs on four hits over 6.0 innings...overall, had a 2.79 ERA (3 ER/9.2 IP) as a reliever.
- Earned his first career save on May 7 at Colorado after pitching 2.0 scoreless innings.
- Collected his first major league hit off Carlos Perez in second inning on June 6 vs. Montreal...went 2-for-3 with two runs on June 13 at Pittsburgh.

**VALDES** (Continued)

- Won a career-high five consecutive starts from June 1-23...posted a 1.71 ERA (8 ER/42.0 IP) with a shutout and three complete games during that span.
- Allowed only five hits in his first complete-game shutout on June 18 at Chicago...pitched his second shutout on Sept. 17 at St. Louis after allowing only two hits.
- Struck out a career-high 11 batters and earned the win on Aug. 16 vs. Chicago.
- Had a career-high 16.0 scoreless inning streak from Sept. 11-23.
- Went 26.1 innings without allowing a walk from Aug. 11-Sept. 1.
- Drove in his first major league run when Roberto Kelly scored on his base hit off Pat Rapp on July 21 at Florida.
- Went 5-1 with a 2.49 ERA in June (13 ER/47.0 IP) with three complete games and one shutout.
- Allowed two runs or less in 20 of his 32 games and walked two batters or less in 23.
- Allowed two unearned runs on three hits in 7.0 innings but earned the no-decision as the starter in Game 2 of the N.L. Division Series against Cincinnati.
- Had an appendectomy on Dec. 5.

**1994:**

- Went 3-1 with a 3.18 ERA in 21 games (one start) for the Dodgers.
- Was the youngest player in the N.L. at age 20 after having his contract purchased from Albuquerque on June 8.
- Led N.L. relievers with a .120 opponent's batting average and was second with a .121 opponent's average with runners in scoring position.
- Pitched 2.0 perfect relief innings in his major league debut on June 15 vs. Cincinnati.
- Earned his first major league win came on July 5 vs. Montreal when he fanned two over 2.0 perfect innings in the Dodgers' 2-1 10-inning victory...his other wins came on July 29 vs. Houston and on Aug. 10 at Cincinnati.
- Did not allow a hit over 5.0 innings in his first four games and allowed just one hit over 9.1 innings in his first seven games.
- Went 1-0 with a 1.69 ERA (2 ER/10.2 IP) in eight games on the road and 2-1 with a 4.08 ERA (8 ER/17.2 IP) in 13 games at Dodger Stadium.
- Made his first major league start on July 18 at New York...allowed one run on three hits in 1.0 inning before leaving the game because of a blister on his right middle finger...was relieved by Tom Candiotti and the Dodgers won 7-6 in 10 innings.
- Did not allow a run in 15 of his 21 outings...did not allow a run in his over 3.0 innings in first two games or over 11.1 innings in eight of his first nine games pitched.
- Struck out at least one batter in 17 of his 21 games, including a season-high four batters on June 21 at San Diego.
- Pitched one or more innings of relief in 18 of his 21 appearances...stranded five of seven inherited runners.
- Started the season with Double-A San Antonio and went 2-3 with a 3.38 ERA in eight starts...went 4-1 with a 3.40 ERA in eight starts at Triple-A Albuquerque...helped lead the Dukes to the Pacific Coast League Championship.

**MINOR LEAGUE HIGHLIGHTS****1993:**

- Went 17-8 with a 3.83 ERA in 29 games (28 starts) for Mexico City before being promoted to San Antonio...was 1-0 with a 1.38 ERA in three games (two starts) for the Missions...struck out 11 and did not walk a batter.

**1992:**

- Was 3-0 with a 1.42 ERA in six starts for Rookie La Vega in the Dominican Summer League...struck out 34 batters and walked 17.
- Did not allow a home run for the second consecutive season.

**1991:**

- Was 2-2 with a 2.32 ERA in 10 starts at Rookie Kissimmee...struck out 44 and walked 13...did not allow a home run.

## PERSONAL

■ Was signed by Mike Brito at age 17.

## CAREER RECORD

YEAR	CLUB	W-L	ERA	G	GS	CG	SHO	SV	IP	H	R	ER	BB	SO
1991	Kissimmee	2-2	2.32	10	10	0	0	0	50.1	44	15	13	13	44
1992	La Vega	3-0	1.42	6	6	0	0	0	38.0	27	9	6	17	34
1993	Mexico City	17-8	3.83	29	28	13	1	0	190.2	203	89	81	55	124
	San Antonio	1-0	1.38	3	2	0	0	0	13.0	12	2	2	0	11
1994	San Antonio	2-3	3.38	8	8	0	0	0	53.1	54	22	20	9	55
	LOS ANGELES	3-1	3.18	21	1	0	0	0	28.1	21	10	10	10	28
	Albuquerque	4-1	3.40	8	8	0	0	0	45.0	44	21	17	13	39
1995	LOS ANGELES	13-11	3.05	33	27	6	2	1	197.2	168	76	67	51	150
1996	LOS ANGELES	15-7	3.32	33	33	0	0	0	225.0	219	94	83	54	173
1997	LOS ANGELES	10-11	2.65	30	30	0	0	0	196.2	171	68	58	47	140
<b>ML Totals—4 years</b>		<b>41-30</b>	<b>3.03</b>	<b>117</b>	<b>91</b>	<b>6</b>	<b>2</b>	<b>1</b>	<b>647.2</b>	<b>579</b>	<b>248</b>	<b>218</b>	<b>162</b>	<b>491</b>

## DIVISION SERIES RECORD

YEAR	CLUB VS. OPP.	W-L	ERA	G	GS	CG	SHO	SV	IP	H	R	ER	BB	SO
1995	LA vs. Cin.	0-0	0.00	1	1	0	0	0	7.0	3	2	0	1	6
1996	LA vs. Atl.	0-1	4.26	1	1	0	0	0	6.1	5	3	3	0	5
<b>Division Series Totals</b>		<b>0-1</b>	<b>2.03</b>	<b>2</b>	<b>2</b>	<b>0</b>	<b>0</b>	<b>0</b>	<b>13.1</b>	<b>8</b>	<b>5</b>	<b>3</b>	<b>1</b>	<b>11</b>

## STATISTICAL BREAKDOWN

	1997							CAREER				
	W-L	SV	ERA	G	IP	H	ER	W-L	SV	ERA	IP	ER
<b>Totals</b>	10-11	0	2.65	30	196.2	171	58	41-30	1	3.03	647.2	218
Atlanta	1-1	0	2.77	2	13.0	10	4	4-2	0	3.04	56.1	19
Chicago	0-1	0	0.64	2	14.0	10	1	3-3	0	2.57	63.0	18
Cincinnati	1-1	0	2.51	2	14.1	10	4	3-4	0	5.26	39.1	23
Colorado	2-0	0	0.78	3	23.0	15	2	6-0	1	2.84	57.0	18
Florida	0-1	0	8.10	1	3.1	8	3	2-3	0	2.11	38.1	9
Houston	0-0	0	1.38	2	13.0	10	2	2-0	0	2.23	44.1	11
Milwaukee	-	-	-	-	-	-	-	-	-	-	-	-
Montreal	1-0	0	0.56	2	16.0	11	1	4-2	0	1.63	49.2	9
New York	1-2	0	3.44	3	18.1	23	7	3-2	0	3.65	44.1	18
Philadelphia	2-0	0	1.20	2	15.0	9	2	4-3	0	3.20	56.1	20
Pittsburgh	1-0	0	3.00	1	6.0	8	2	3-2	0	2.85	41.0	13
St. Louis	0-1	0	5.11	2	12.1	13	7	2-2	0	3.16	37.0	13
San Diego	1-1	0	3.27	2	11.0	11	4	3-3	0	3.49	59.1	23
San Francisco	0-1	0	6.97	2	10.1	12	8	2-2	0	3.38	34.2	13
Anaheim	-	-	-	-	-	-	-	-	-	-	-	-
Oakland	0-0	0	2.57	1	7.0	3	2	0-0	0	2.57	7.0	2
Seattle	0-1	0	9.00	1	5.0	5	5	0-1	0	9.00	5.0	5
Texas	0-1	0	2.40	2	15.0	3	4	0-1	0	2.40	15.0	4
<b>American League</b>	<b>0-2</b>	<b>0</b>	<b>3.67</b>	<b>4</b>	<b>27.0</b>	<b>11</b>	<b>11</b>	<b>0-2</b>	<b>0</b>	<b>3.67</b>	<b>27.0</b>	<b>11</b>
Before ASG	5-9	0	2.97	18	112.0	102	37	20-19	1	3.21	339.1	121
After ASG	5-2	0	2.23	12	84.2	69	21	21-11	0	2.83	308.1	97
April	1-3	0	3.14	5	28.2	31	10	3-4	0	2.82	76.2	24
May	2-3	0	2.43	6	40.2	35	11	5-7	0	2.92	101.2	33
June	1-3	0	3.82	6	37.2	34	16	9-6	0	3.29	131.1	48
July	2-0	0	1.64	2	11.0	10	2	9-3	0	2.65	95.0	28
August	3-1	0	1.84	6	44.0	31	9	6-5	1	3.34	132.0	49
Sept./Oct.	1-1	0	2.60	5	34.2	30	10	6-4	0	2.91	111.1	36
As Starter	10-11	0	2.65	30	196.2	171	58	38-29	-	3.04	610.2	206
As Reliever	-	-	-	-	-	-	-	3-1	1	2.92	37.0	12
Winning Streak	3 Games							5 Games				
Losing Streak	4 Games							4 Games				
Home	5-5	0	2.07	15	104.1	82	24	20-13	0	2.42	334.1	90
Away	5-6	0	3.31	15	92.1	89	34	21-17	1	3.68	313.1	128

VALDES (Continued)

## MISCELLANEOUS STATISTICS

Year	Pitching Totals					Hitting Totals							
	IBB	HB	WP	BK	HR	AVG	AB	R	H	2B	3B	HR	RBI
1994	2	0	1	2	2	-	-	-	-	-	-	-	-
1995	5	1	1	3	17	.097	62	2	6	0	0	0	1
1996	10	3	1	5	20	.143	70	6	10	1	0	0	2
1997	1	3	3	2	16	.088	57	0	5	1	0	0	1
<b>ML Totals</b>	<b>18</b>	<b>7</b>	<b>6</b>	<b>12</b>	<b>55</b>	<b>.111</b>	<b>189</b>	<b>8</b>	<b>21</b>	<b>2</b>	<b>0</b>	<b>0</b>	<b>4</b>

## VALDES' CAREER TRANSACTIONS

- Signed by Los Angeles as a free agent on June 14, 1991.

## DISABLED LIST

- July 10-28, 1997 (left hamstring strain).

## VALDES' CAREER GAME HIGHS

<b>Low Hit Game:</b>	2, July 5, 1997 at San Diego
<b>Most Innings Pitched – Starter:</b>	9.0 (5 times), last time Sept. 23, 1995 vs. San Diego
<b>Most Innings Pitched – Reliever:</b>	3.0, Aug. 2, 1994 vs. San Diego
<b>Most Strikeouts:</b>	11, Aug. 16, 1995 vs. Chicago
<b>Most Walks:</b>	8, June 15, 1997 at Seattle
<b>Longest Winning Streak:</b>	5 games, June 1-23, 1995
<b>Longest Losing Streak:</b>	4 games (3 times), last time April 8-May 3, 1997

## HITTING

<b>Most Hits:</b>	2, (four times), last time Sept. 16, 1996 at Colorado
<b>Most RBI:</b>	1, (four times), last time Aug. 24, 1997 at Philadelphia
<b>Most HR:</b>	None

10

# Jose Vizcaino

Infielder

**Height:** 6-1      **Weight:** 180  
**Bats:** Both      **Throws:** Right  
**Opening Day Age:** 30  
**Birth Date:** February 26, 1968  
**Birthplace:** San Cristobal, DR  
**M.L. Service:** 7 years and 115 days  
**How Obtained:** Signed by Los Angeles  
as a free agent on Dec. 8, 1997  
**Contract Status:** Signed through 2000



## 1997 NOTES

- Batted .266 with five home runs and 50 RBI in 151 games for San Francisco...set career bests in at-bats (568), runs scored (77), home runs, walks (48) and strikeouts (87).
- Made just one error in his last 40 games, including a 26-game errorless stretch from Aug. 13-Sept. 13...committed just seven miscues in his last 75 contests...ranked fifth among N.L. shortstops in total chances (647) and fielding percentage (.976).
- Batted .304 (17-for-56) with seven runs, five doubles and two triples in his final 17 games.
- Established his career-high home run total when he slugged a two-run homer off Dennis Springer on Aug. 30 vs. Anaheim...his previous best was four homers in 1993 with the Cubs.

- Snapped a 56-game homerless streak when he drilled his first home run of the season on April 13 in the second game of a doubleheader against New York...his last home run came on April 22, 1996 vs. Cincinnati.
- Went 17-for-42 (.405) with four RBI and eight runs in 12 games from May 13-24, hitting safely in the last seven straight (11-for-22) and 11 of those 12 contests overall.
- Hit safely in 21 of 25 contests from June 24-July 21, going 36-for-104 (.346)...included a nine-game hitting streak heading into the All-Star break.

## MAJOR LEAGUE HIGHLIGHTS

### 1996:

- Hit a combined .297 with one home run, 45 RBI, 17 doubles and eight triples after splitting the season with the New York Mets and Cleveland.
- Hit .303 with one home run, 32 RBI and 12 doubles in 144 games with the Mets before being traded with Jeff Kent to Cleveland for Carlos Baerga and Alvaro Espinoza on July 29.
- Established a Mets' club record by getting hits in nine straight at-bats from April 23-25 (vs. Cincinnati on April 23 and at St. Louis from April 24-25)...had two four-hit games on April 24 and 25 at St. Louis.
- Made 45 starts at second base and two starts at shortstop for Cleveland...made four errors in his first 20 games with the Indians but did not commit a miscue over his final 28 games dating back to Aug. 20 vs. Texas.
- Did not make a start from Sept. 17-23 due to a sprained ligament in his left hand...hurt his hand on a check swing on Sept. 16 against the Chicago White Sox.
- Cleveland went 35-21 (.625) after he was acquired on July 29.
- Had three nine-game hitting streaks, two with the Mets and one with the Indians.
- Batted .333 (4-for-12) with one run, two doubles and one RBI in the A.L. Division Series against Baltimore.

### 1995:

- Named the Mets' Player of the Year after batting .287 with three home runs and 56 RBI in 135 games.
- Led all N.L. shortstops with a .984 fielding percentage after making only 10 errors in 611 chances.
- Tied for third in the N.L. with 13 sacrifice bunts.
- Closed out the season with a 12-game hitting streak from Sept. 17-Oct. 1 ...batted .420 (21-for-50) during that span and raised his average from .271 to .287...also batted safely in 12 straight games from July 2-17 when he hit .381 (16-for-42).
- Established career high when he went 5-for-5 on Sept. 23 at Florida...had six career four-hit games before that.
- Hit .305 (117-for-384) over his final 101 games...hit safely in 77 of those contests.
- Batted .394 with one double and two RBI for Esogido in the Dominican Winter League.

### 1994:

- Batted .256 with three home runs and 33 RBI with the Mets after being acquired in a March 30 trade with the Cubs for pitchers Anthony Young and Ottis Smith.
- Tied his career best with a 16-game hitting streak from May 20-June 9 ...went 25-for-72 (.347) during that span to raise his average from .271 to .296...his streak was also the fifth-longest in the N.L.
- Hit safely in 16 of his first 19 games with the Mets, going 24-for-75 (.320).
- Played for Esogido in the Dominican Winter League.

### 1993:

- Set then-career highs in games played (151), batting average (.287), home runs (4) and runs scored (74) for the Cubs...appeared in 81 games at shortstop (79 starts), 44 games at third base (29 starts) and 34 contests at second base (27 starts).

**VIZCAINO** (Continued)

- Became the first middle infielder for the Cubs besides Ryne Sandberg to play in more than 150 games while batting .280 or better...Ivan Defesus hit .283 in 160 games for the Cubs in 1979.
- Committed just 17 errors for a .974 fielding percentage.
- Had a career-best 16-game hitting streak from April 27-May 15 (.446, 29-for-65) that raised his season average to .384.
- Also tied his career best with a pair of four-RBI games on July 26 vs. San Diego and Sept. 13 at St. Louis.

**1992:**

- Appeared in 50 games at shortstop (41 starts), 29 games at third base (26 starts) and five games at second base in his second full season with the Cubs...committed just nine errors.
- Slugged his first major league home run off the Mets' Tom Filer on Aug. 1 at Shea Stadium...the homer came in his 446th at-bat and 207th game in the big leagues.
- Was placed on the 15-day disabled list twice; from April 20-May 6 with a bruised left thumb and Aug. 26-Sept. 16 with a torn extensor tendon hood in his third left finger...underwent surgery for his finger injury on Sept. 2 and missed the remainder of the season.
- Had a 29-game errorless streak from May 29-June 29.
- Batted .315 (17-for-54) after the All-Star break, including a .347 mark (17-for-49) in August.

**1991:**

- Hit .262 in his first full season in the major leagues with the Cubs after being acquired in a trade with the Dodgers for infielder Greg Smith before the season.
- Had a pair of four-hit games on May 4 at Atlanta and July 12 vs. Houston.
- Became the 1,500th player to appear in a game with the Cubs when he made his season debut on April 16.

**1990:**

- Spent majority of the season at Triple-A Albuquerque but had three separate stints with the Dodgers.
- Had his contract purchased by the Dodgers on April 24 and appeared in three games before returning to the Dukes on May 1...was recalled again on June 21 and had a .282 batting average in 24 games with L.A. before being optioned on Aug. 11...returned to the Dodgers when the rosters expanded in September.
- Batted .279 with two home runs and 38 RBI in 81 games for the Dukes ...played 71 games at second base.

**1989:**

- Batted .283 in 129 games at Albuquerque before being called up to the big leagues for the first time in September.
- Made his major league debut on Sept. 10 at San Diego...registered his first big league hit off Houston's Mike Scott on Sept. 14.
- Led the Dukes with 129 games played and topped all Pacific Coast League shortstops in putouts (191), assists (390), total chances (611) and double plays (82)...had a .951 fielding percentage.
- Named the seventh-best prospect in the PCL by *Baseball America*.

**MINOR LEAGUE HIGHLIGHTS****1988:**

- Named to the California League All-Star team after batting .291 in 122 games at Single-A Bakersfield...was third among league shortstops in putouts (185) and assists (340).

**1987:**

- Batted .253 in 49 games in his first professional season at Rookie Sarasota...finished third among league shortstops in assists (107), while leading shortstops in double plays (23).

**PERSONAL**

- He and his wife, Jessica, reside in El Cajon, California with their three children, Gabriela (born April 27, 1992), Jose Jr. (born April 5, 1994) and Jonathan (born April 19, 1996).

- Graduated from Americo Tolentino (Palenque de San Cristobal, DR) H.S. in 1985...played baseball, basketball and volleyball...hails from the same hometown as teammate Raul Mondesi.
- Represented the Dominican Republic at the Carribean World Series from Feb. 3-8, 1996.

## PROFESSIONAL RECORD

YEAR	CLUB	AVG.	G	AB	R	H	2B	3B	HR	RBI	BB	SO	SB
1987	Sarasota	.253	49	150	26	38	5	1	0	12	22	24	8
1988	Bakersfield	.291	122	433	77	126	11	4	0	36	50	54	13
1989	Albuquerque	.283	129	434	60	123	10	4	1	44	33	41	16
	LOS ANGELES	.200	7	10	2	2	7	8	3	37	43	53	28
1990	Albuquerque	.279	81	276	44	77	10	2	2	38	30	33	13
	LOS ANGELES	.275	37	51	3	14	1	1	0	2	4	8	1
1991	CHICAGO (NL)	.262	93	145	7	38	5	0	0	10	5	18	2
1992	CHICAGO (NL)	.225	86	285	25	64	10	4	1	17	14	35	3
1993	CHICAGO (NL)	.287	151	551	74	158	19	4	4	54	46	71	12
1994	NEW YORK (NL)	.256	103	410	47	105	13	3	3	33	33	62	1
1995	NEW YORK (NL)	.287	135	509	66	146	21	5	3	56	35	76	8
1996	NEW YORK (NL)	.303	96	363	47	110	12	6	1	32	28	58	9
	CLEVELAND	.285	48	179	23	51	5	2	0	13	7	24	6
1997	SAN FRANCISCO	.266	151	568	77	151	19	7	5	50	48	87	8
N.L. Totals-9 years		.272	859	2892	348	788	100	30	17	254	213	416	44
A.L. Totals-1 year		.285	48	179	23	51	5	2	0	13	7	24	6
ML Totals-9 years		.273	907	3071	371	839	105	32	17	267	220	440	50

## STATISTICAL BREAKDOWN

	1997							CAREER					
	AVG.	G	AB	R	H	HR	RBI	AVG.	AB	H	HR	RBI	
<b>Totals</b>	.266	151	568	77	151	5	50	.273	3071	839	17	267	
Atlanta	.244	10	41	4	10	0	3	.255	208	53	0	21	
Chicago	.216	10	37	2	8	0	4	.272	103	28	1	9	
Cincinnati	.282	11	39	7	11	1	2	.309	207	64	3	28	
Colorado	.286	12	49	7	14	1	4	.303	195	59	1	22	
Florida	.324	10	34	5	11	0	2	.304	191	58	0	12	
Houston	.129	9	31	4	4	0	2	.227	203	46	1	17	
Los Angeles	.136	11	44	3	6	0	1	.249	245	61	2	17	
Milwaukee	-	-	-	-	-	-	-	.167	24	4	0	2	
Montreal	.250	9	36	6	9	0	2	.237	228	54	0	12	
New York	.237	11	38	4	9	1	3	.248	153	38	2	10	
Philadelphia	.293	10	41	10	12	0	1	.290	238	69	1	26	
Pittsburgh	.270	11	37	7	10	1	7	.262	206	54	1	21	
St. Louis	.311	11	45	4	14	0	4	.280	236	66	1	17	
San Diego	.439	12	41	9	18	0	10	.309	236	73	1	24	
San Francisco	-	-	-	-	-	-	-	.266	188	50	2	13	
Anaheim	.400	3	10	1	4	1	4	.297	37	11	1	4	
Oakland	.333	4	15	2	5	0	0	.342	38	13	0	3	
Seattle	.167	3	12	1	2	0	0	.310	29	9	0	2	
Texas	.222	4	18	1	4	0	1	.333	39	13	0	10	
American League	.273	14	55	5	15	1	5	.285	179	51	0	13	
Before ASG	.261	81	303	41	79	2	23	.272	1772	482	8	139	
After ASG	.272	70	265	36	72	3	27	.279	1299	358	9	128	
April	.224	23	85	14	19	1	3	.282	373	105	5	35	
May	.290	27	93	12	27	0	10	.286	566	162	1	39	
June	.257	26	105	12	27	1	10	.260	627	163	2	49	
July	.282	25	103	12	29	0	8	.296	521	154	1	56	
August	.279	26	104	17	29	3	13	.264	522	138	6	57	
Sept./Oct.	.256	24	78	10	20	0	6	.292	401	117	2	31	
Pinch Hitting	.333	-	6	0	2	0	0	.224	49	11	0	3	
Longest Streak			9 Games						16 Games				
Home	.237	79	279	40	66	1	21	.271	1517	411	6	128	
Away	.294	72	289	37	85	4	29	.275	1554	428	11	139	
vs. Righthanders	.273	-	443	-	121	5	38	.267	2283	610	17	158	
vs. Lefthanders	.240	-	125	-	30	0	12	.411	788	324	0	59	

## VIZCAINO (Continued)

## MISCELLANEOUS STATISTICS

Year	Batting Totals							Fielding Totals						
	IBB	HB	SF	SH	CS	TB	POS	PCT	G	PO	A	E	TC	DP
1989	0	0	0	1	0	2	SS	.882	5	6	9	2	17	2
1990	1	0	0	0	1	17	SS,2B	.962	17	23	27	2	52	6
1991	0	0	2	2	1	43	SS,2B,3B	.960	99	49	118	7	174	19
1992	2	0	1	5	0	85	SS,2B,3B	.970	84	93	195	9	297	34
1993	2	3	9	8	9	197	SS,2B,3B	.974	159	217	410	17	644	72
1994	3	2	6	5	11	133	SS	.970	102	136	291	13	440	55
1995	4	1	3	13	3	186	SS,2B	.984	135	189	412	10	611	80
1996	0	3	3	10	7	197	SS,2B	.985	142	261	394	10	665	101
1997	1	0	1	13	8	199	SS,2B	.976	152	206	450	16	672	94
<b>Totals</b>	<b>13</b>	<b>7</b>	<b>25</b>	<b>57</b>	<b>40</b>	<b>1060</b>		<b>.976</b>	<b>895</b>	<b>1180</b>	<b>2306</b>	<b>86</b>	<b>3572</b>	<b>463</b>

## VIZCAINO'S CAREER TRANSACTIONS

- Signed by Los Angeles as a free agent on Feb. 18, 1986.
- Acquired by the Chicago Cubs on Dec. 14, 1990 from Los Angeles for Greg Smith.
- Acquired by the New York Mets on March 30, 1994 for Anthony Young and Ottis Smith.
- Acquired by Cleveland on July 29, 1996 from the New York Mets with Jeff Kent in exchange for Carlos Baerga and Alvaro Espinoza.
- Acquired by San Francisco on Nov. 13, 1996 from Cleveland with Jeff Kent, Julian Tavarez, Joe Roa in exchange for Matt Williams and a player to be named later (Trinidad Hubbard).
- Signed by Los Angeles as a free agent on Dec. 8, 1997.

## DISABLED LIST

- April 20-May 6, 1992 (bruised left thumb).
- Aug. 26-Sept. 16, 1992 (torn extensor tendon in his third left finger).

## VIZCAINO'S CAREER AND GAME HIGHS

<b>Most Hits:</b>	5, Sept. 23, 1995 at Florida
<b>Most RBI:</b>	4 (twice), last time Sept. 13, 1993 at San Francisco
<b>Most HR:</b>	1 (17 times), last time Aug. 30, 1997 vs. Anaheim
<b>Most Stolen Bases:</b>	2, May 16, 1997 at San Francisco
<b>Longest Hitting Streak:</b>	16 games (twice), last time May 20-June 9, 1994
<b>Career Grand Slams:</b>	None

# 26 Eric Young

*Infielder*

**Height:** 5-9      **Weight:** 170  
**Bats:** Right      **Throws:** Right  
**Opening Day Age:** 30  
**Birth Date:** May 18, 1967  
**Birthplace:** New Brunswick, NJ  
**M.L. Service:** 5 years and 77 days  
**How Obtained:** Traded to Los Angeles from the Colorado Rockies for pitcher Pedro Astacio on Aug. 18, 1997  
**Contract Status:** Signed through 2001



## 1997 NOTES

- Batted a combined .280 (174-for-622) with eight home runs, 61 RBI, 106 runs scored, 33 doubles, eight triples and 45 stolen bases in 155 games with Colorado and Los Angeles...set career bests in games played, at-bats, doubles, walks and strikeouts...also tied his career-best total in homers.

- Acquired in a trade from Colorado for pitcher Pedro Astacio on Aug. 18...batted .273 (42-for-154) with four doubles, two triples, two home runs, 16 RBI, 28 runs and 13 stolen bases in 37 games with the Dodgers...had a .282 average with six homers, 45 RBI, 78 runs scored and 32 stolen bases in 118 games with the Rockies.
- His second stop with the Dodgers...batted .258 in 49 games with Los Angeles in 1992 prior to being selected by Colorado with their sixth selection in the first round of the 1992 Major League Baseball Expansion Draft.
- Finished fifth in the N.L. with 622 at-bats and 45 stolen bases, tied for fifth with 54 multi-hit games, sixth with 106 runs scored and tied for sixth with eight triples...was the fourth hardest player in the Senior Circuit to strikeout, fanning once every 13.3 at bats.
- Stole nine consecutive bases after the trade until he was thrown out by Florida's Charles Johnson in the seventh inning on Sept. 7 in a 9-5 win against the Marlins...stole 13 bases in 15 attempts as a Dodger.
- His 45 stolen bases ranked ninth in the major leagues behind Detroit's Brian Hunter (74), Minnesota's Chuck Knoblauch (62), Pittsburgh's Tony Womack (60), teammate Otis Nixon (59), Cincinnati's Deion Sanders (56), St. Louis' Delino DeShields (55), Texas' Tom Goodwin (50) and Houston's Craig Biggio (47).
- Is fifth in the major leagues behind Kenny Lofton (286), Otis Nixon (252), Chuck Knoblauch (217) and Delino DeShields (212) with 193 stolen bases since the beginning of the 1993 season.
- Made his season debut with the Dodgers on Aug. 19 at New York and went 3-for-4 with a stolen base, run scored and RBI in the 4-2 win.
- Collected a season-high four hits in a game twice...went 4-for-6 with a double, RBI and two runs scored in the 9-5 win on Aug. 27 at Pittsburgh...went 4-for-5 on April 23 vs. Florida with Colorado.
- Keyed the Dodgers' five-run comeback in a 9-5 win on Sept. 6 vs. Florida with a three-run triple in the fifth inning to cut the lead to 5-3...his sacrifice bunt in the seventh inning set up the tying run and then the Dodgers won it with four runs in the bottom of the eighth inning...the three RBI matched his career high, accomplished eight times during his career.
- Hit safely in 23 of his 37 games with the Dodgers, including 14 multi-hit games.
- Reached the century mark in runs scored for the second time in his career when he touched the plate in the fourth inning of the Dodgers' 10-inning 4-3 win on Sept. 14 at Houston.
- Set a new career high in doubles with his 24th double of the season on July 24 at Chicago with the Rockies...finished the season with 33 doubles.
- His longest hit streak with the Dodgers was five games from the second game on Aug. 21 to the first game on Aug. 25...had a season-high 15-game hit streak from April 4-23 when he batted .415 (27-for-65) and scored 16 runs with Colorado...also batted .386 (17-for-44) when he hit in 11 straight from May 6-17 as a Rockie.
- L.A. was 21-17 after he was acquired on Aug. 18 and 15-5 when he scored a run.
- Was a perfect 2-for-2 with a triple and five RBI when he was at the plate with the bases loaded as a Dodger...hit .340 (33-for-97) on the road with the Dodgers and .158 (9-for-57) at Dodger Stadium.

## MAJOR LEAGUE HIGHLIGHTS

### 1996:

- Won a Louisville Slugger Silver Slugger award after setting career bests in batting (.324), runs (113), hits (184), doubles (23), homers (8), RBI (74) and stolen bases (53)...also landed a spot on *Baseball America's* postseason All-Star team as the second baseman.
- Led the N.L. in stolen bases and was the hardest hitter in the Senior Circuit to strike out, fanning just once every 20.7 plate appearances...also finished second in the N.L. in getting hit by pitches with 21.
- Was named to his first All-Star team by Atlanta manager Bobby Cox.

**YOUNG** (Continued)

- Incurred a broken right hand during a run-in with a pitching machine in January, but worked throughout spring training on the defensive side of his game...after brief rehab stops in Salem, New Haven and Colorado Springs, he made his first start with the Rockies after missing the first 17 games of the season.
- He collected his first five-hit game of his career on April 27 vs. Montreal, just a week after his return to action...it was also in the midst of a 10-game hitting streak in which he batted .450 (18-for-40).
- His best streak of the season was a 17-game streak from June 3-21, hitting .443 (31-for-70) with 12 RBI and 18 runs scored...he also added a 12, 11 and another 10-game streak during the course of the season.
- Opened the first inning with home runs on four occasions, beginning on April 30 at L.A. off Hideo Nomo...he also started games on May 4 vs. Florida (Chris Hammond), July 16 vs. S.F. (Mark Leiter) and Aug. 5 vs. Florida (Pat Rapp), and entered '97 with eight career game-opening homers.
- Placed his name in the major league record book in the wild June 30 game against the Dodgers, a contest the Rockies won 16-15...in that affair, he swiped six bases, matching Otis Nixon's 1991 big league mark...also tied a record by stealing three bases in an inning, the first N.L. player to do so since Dusty Baker in 1984.
- Hit a league-best .412 at Coors Field, but managed just a .219 average on the road.
- Earned the Rockies' Defensive Player of the Month award in May and June, committing only one miscue during the two-month stretch.

**1995:**

- Made the return to second base at mid-season after a two-year stint as an outfielder...Had 10 hits in 67 at-bats through June in limited use as a part-time outfielder...returned to the infield after an injury to Jason Bates.
- Raised his season average from .149 to .304 by hitting safely in 23 of 24 games in July at a .406 clip...had a career-best 19-game hitting streak from July 18-Aug. 10, in which he batted .427 (32-for-75) with 18 runs scored and 10 stolen bases...matched his career best with four hits in a win in Montreal on July 31...from July 1-Aug. 10, he hit safely in 32 of 33 games, and from July 1 through the end of the season, he batted .355 (106-for-299) with 61 runs scored in 75 games.
- Despite not competing everyday until the second half, he set a club record and led the league with nine triples...also tied a team mark with his second career three-double game on Aug. 12 at Atlanta.
- Finished sixth in the N.L. with 35 stolen bases...his 100th career theft on Sept. 13 was memorable, straining his hamstring thus limiting his playing time during the pennant race
- Despite being hobbled, he hit .442 (19-for-43) in his last 12 games, including a triple, homer and two RBI in the playoff clinching finale...in the last two games of the year, he was 6-for-8 with a double, triple, homer, three runs and three RBI
- Continued to wield a hot bat in the four-game N.L. Division Series against Atlanta, batting .438 (7-for-16) with three runs scored, a double, homer and two RBI...his home run came in the Rockies' win in Game 3 in Atlanta off John Smoltz.

**1994:**

- Opened the season as the fourth outfielder, a year after being the Opening Day second baseman.
- Had the first inside-the-park-homer of his career, finding a remote area in Mile High off Chicago's Dan Plesac on April 23.
- On July 4 in Chicago, he led off the second game of a twinbill with a homer off Jim Bullinger.

**1993:**

- After trying to bunt his way aboard as the first hitter in club history on April 5, just four days later in Colorado's first home game, he provided the most memorable moment of the Rockies' first season...leading off the bottom of the first, Young homered to left-center on a 3-2 pitch off Montreal's Kent Bottenfield electrifying the record crowd of 80,227...he was on base five times in the home opener and went 4-for-4 with a walk and 4 runs scored.

- Did not homer again until the final home game of the season going deep twice on Sept. 26.
- Opened the year as the everyday second baseman, but was moved to the outfield after the All-Star break, a position he played while at Rutgers.
- Had a 12-game hitting streak from Sept. 9-22, hitting .449...he also reached base safely in 12 consecutive plate appearances (eight hits and four walks) from Sept. 19-24, with the streak ending on a sacrifice fly.
- His 42 thefts marked the third-highest total by an expansion player.
- He started eight games in center field and 39 in left.

**1992:**

- His first taste of major league action came on July 30, going 2-for-4 in his debut against San Diego.
- Had a three-hit game on Aug. 15 vs. San Francisco...it was also against the Giants he hit the first home run of his career, a Sept. 18 roundtripper off Buddy Black.
- Hit .375 in September, including a six-game streak in which he hit .524 (11-for-21).
- Hit .337 in his first full season at Triple-A Albuquerque and stole 28 bases...he totaled 215 stolen bases in four minor league seasons, an average of 53.8 per season.

**MINOR LEAGUE HIGHLIGHTS****1991:**

- Led all Double-A players and all Dodger minor leaguers with 71 stolen bases, fourth among all minor league players.
- Led Double-A San Antonio in runs (82) and hits (129), while tying for the lead in walks (67).

**1990:**

- Set a Single-A Vero Beach record with 75 thefts while leading the club to the Florida State League title.
- Finished the year with a .287 mark and 101 runs scored, leading the team in runs, hits (132), doubles (23) and triples (7).

**1989:**

- Batted .330 for Kissimmee and stole 41 bases in 56 games
- Was the team leader in stolen bases, hits (65) and walks (33).

**PERSONAL**

- Graduated from Rutgers University, where he was an all-conference baseball player and team MVP...also was a member of the football team.
- Attended New Brunswick (NJ) H.S., earning all-state honors in baseball, football and basketball.
- He, Mike Piazza and Hideo Nomo were part of the major league All-Star group that toured Japan after the 1996 season...he hit .167 (3-for-18) in seven games with a stolen base.
- Has a son, Eric, Jr.
- While with Colorado, had a schhol's baseball field named in his honor after paying for its refurbishment.

**PROFESSIONAL RECORD**

YEAR	CLUB	AVG.	G	AB	R	H	2B	3B	HR	RBI	BB	SO	SB
1989	Kissimmee	.330	56	197	53	65	11	5	2	22	33	16	41
1990	Vero Beach	.287	127	460	101	132	23	7	2	50	69	35	75
1991	San Antonio	.280	127	461	82	129	17	4	3	35	67	36	70
	Albuquerque	.400	1	5	0	2	0	0	0	0	0	0	0
1992	Albuquerque	.337	94	350	61	118	16	5	3	49	33	18	28
	LOS ANGELES	.258	49	132	9	34	1	0	1	11	8	9	6
1993	COLORADO	.269	144	490	82	132	16	8	3	42	63	41	42
1994	COLORADO	.272	90	228	37	62	13	1	7	30	38	17	18
1995	COLORADO	.317	120	366	68	116	21	9	6	36	49	29	35
1996	COLORADO	.324	141	568	113	184	23	4	8	74	47	31	53
	Colorado Springs	.261	7	23	4	6	1	1	0	3	5	1	0
	New Haven	.067	3	15	0	1	0	0	0	0	0	3	0
	Salem	.300	3	10	2	3	3	0	0	0	3	1	2
1997	COLORADO	.282	118	468	78	132	29	6	6	45	57	37	32
	LOS ANGELES	.273	37	154	28	42	4	2	2	16	14	17	13
<b>ML Totals-6 years</b>		<b>.292</b>	<b>699</b>	<b>2406</b>	<b>415</b>	<b>702</b>	<b>107</b>	<b>30</b>	<b>33</b>	<b>254</b>	<b>276</b>	<b>181</b>	<b>208</b>

# Los Angeles Dodgers 1998 Media Guide

254

**YOUNG** (Continued)

## DIVISION SERIES RECORD

YEAR	CLUB VS. OPP.	AVG.	G	AB	R	H	2B	3B	HR	RBI	BB	SO	SB
1995	Col. vs. Atl.	.438	4	16	3	7	1	0	1	2	2	2	1
<b>Division Series Totals</b>		<b>.438</b>	<b>4</b>	<b>16</b>	<b>3</b>	<b>7</b>	<b>1</b>	<b>0</b>	<b>1</b>	<b>2</b>	<b>2</b>	<b>2</b>	<b>1</b>

## ALL-STAR GAME RECORD

YEAR	CLUB, SITE	AVG.	G	AB	R	H	2B	3B	HR	RBI	BB	SO	SB
1996	Col., Phi.	.000	1	1	0	0	0	0	0	0	0	0	0

## STATISTICAL BREAKDOWN

	1997							CAREER					
	AVG.	G	AB	R	H	HR	RBI	AVG.	AB	H	HR	RBI	
<b>Totals</b>	.280	155	622	106	174	8	61	.292	2406	702	33	254	
Atlanta	.275	10	40	6	11	0	1	.265	215	57	0	21	
Chicago	.279	11	43	10	12	1	5	.246	183	45	5	17	
Cincinnati	.364	5	22	4	8	0	1	.297	172	51	4	17	
Colorado	.320	6	25	5	8	1	2	.320	25	8	1	2	
Florida	.309	13	55	11	17	0	12	.299	177	53	3	24	
Houston	.214	7	28	3	6	0	0	.313	192	60	0	18	
Los Angeles	.125	5	24	1	3	0	3	.292	150	54	2	19	
Milwaukee	—	—	—	—	—	—	—	—	—	—	—	—	
Montreal	.279	11	43	6	12	1	5	.331	154	51	4	16	
New York	.311	13	45	5	14	1	6	.309	139	43	1	18	
Philadelphia	.413	13	46	12	19	1	6	.294	136	40	2	11	
Pittsburgh	.306	15	62	11	19	1	4	.267	191	51	2	17	
St. Louis	.196	10	46	3	9	0	4	.285	186	53	1	24	
San Diego	.292	12	48	10	14	1	5	.275	218	60	4	26	
San Francisco	.211	10	38	5	8	0	1	.316	187	59	3	15	
Anaheim	.500	2	6	2	3	0	1	.500	6	3	0	1	
Oakland	.000	3	13	2	0	0	0	.000	13	0	0	0	
Seattle	.375	4	16	5	6	1	4	.375	16	6	1	4	
Texas	.240	6	25	5	6	0	1	.240	25	6	0	1	
American League	.250	15	60	14	15	1	6	.250	60	15	1	6	
Before ASG	.293	84	338	58	99	4	28	.291	1178	343	17	123	
After ASG	.264	71	284	48	75	4	33	.292	1228	359	16	131	
April	.346	24	104	19	36	0	7	.310	261	81	5	28	
May	.287	28	108	19	31	2	10	.253	379	96	5	33	
June	.270	27	111	19	30	2	11	.286	392	112	4	49	
July	.242	26	99	16	24	2	11	.301	481	145	7	53	
August	.288	27	104	21	30	1	11	.261	479	125	5	39	
Sept./Oct.	.240	23	96	12	23	1	11	.321	414	133	7	52	
Pinch Hitting	1.000	—	1	1	1	0	0	.243	37	9	0	0	
Longest Streak			15 Games						19 games				
Home	.292	72	277	62	81	2	32	.328	1184	392	23	173	
Away	.270	83	345	44	93	6	29	.254	1222	310	10	81	
vs. Righthanders	.280	—	465	—	130	5	46	.289	1725	499	21	183	
vs. Lefthanders	.280	—	157	—	44	3	15	.298	681	203	12	71	

## MISCELLANEOUS STATISTICS

Year	Batting Totals							Fielding Totals						
	IBB	HB	SF	SH	CS	TB	POS	PCT	G	PO	A	E	TC	DP
1992	0	0	0	4	1	38	2B	.957	43	85	114	9	208	19
1993	3	4	4	14	19	173	2B, OF	.965	131	254	230	18	502	44
1994	1	2	2	5	7	98	2B, OF	.981	61	97	4	2	103	0
1995	3	5	1	3	12	173	2B, OF	.975	96	180	231	11	422	55
1996	1	21	5	2	19	239	2B	.985	139	340	431	12	783	109
1997	1	9	6	10	14	247	2B	.979	154	318	494	18	830	111
<b>ML Totals</b>	<b>9</b>	<b>41</b>	<b>18</b>	<b>38</b>	<b>72</b>	<b>968</b>		<b>.976</b>	<b>624</b>	<b>1274</b>	<b>1504</b>	<b>70</b>	<b>2848</b>	<b>456</b>

## YOUNG'S CAREER TRANSACTIONS

- Selected by Los Angeles in the 43rd round of the June 1989 Free Agent Draft.
- Selected by Colorado as the sixth choice in the first round of the MLB Expansion Draft on Nov. 17, 1992.
- Acquired by Los Angeles in a trade from Colorado for pitcher Pedro Astacio on Aug. 18, 1997.

## YOUNG'S CAREER GAME HIGHS

<b>Most Hits:</b>	5, April 27, 1996 vs. Montreal
<b>Most RBI:</b>	3 (8 times), last time September 6, 1997 vs. Florida
<b>Most HR:</b>	2, September 26, 1993 vs. Cincinnati
<b>Most Stolen Bases:</b>	6, June 30, 1996 vs. Los Angeles
<b>Longest Hitting Streak:</b>	19 games, July 18-Aug. 10, 1995
<b>Career Grand Slams:</b>	None

27

## Todd Zeile

*Infielder*

**Height:** 6-1      **Weight:** 200  
**Bats:** Right      **Throws:** Right  
**Opening Day Age:** 32  
**Birth Date:** September 9, 1965  
**Birthplace:** Van Nuys, CA  
**M.L. Service:** 8 years and 46 days  
**How Obtained:** Signed by Los Angeles as a free agent on Dec. 8, 1996  
**Contract Status:** Signed through 1999



## 1997 NOTES

- Batted .268 with 31 home runs, 90 RBI and 89 runs scored in 160 games during his first season in Los Angeles...set career bests in homers, runs scored, walks (85), strikeouts (112) and slugging percentage (.459).
- Homered four times in his final 16 at-bats of the season to join Mike Piazza (40), Eric Karros (31) and Raul Mondesi (30) as the second foursome in club history and fifth in major league history to hit 30 or more home runs in a single season...the Dodger quartet of Steve Garvey (33), Reggie Smith (32), Ron Cey (30) and Dusty Baker (30) were the first to accomplish the feat in 1977...the Colorado Rockies were the only other team in major league history to have four players hit 30 or more homers when they did so from 1995-97.
- Hit 17 home runs at Dodger Stadium, the second-best single-season homer total by a Dodger third base man behind Ron Cey's 18 in 1975.
- Became the first Dodger third baseman to hit 25 or more home runs and 80 or more RBI in a season since Pedro Guerrero had 32 homers and 103 RBI in 1983.
- Had a .287 average (144-for-502) in his final 139 games after starting the season with 10 hits in his first 73 at bats for a .137 batting average.
- Played in his 1,000th career game when he made his Dodger debut and started at third base on Opening Day on April 1 vs. Philadelphia.
- Began the season 0-for-15 until he collected a seventh-inning single for his first hit as a Dodger on April 5 vs. Pittsburgh...hit his first Dodger home run the next day when he went 2-for-4 with two RBI in the 6-3 win against the Pirates.
- Struggled through a 2-for-33 slump (.061) over 11 games from April 15-28 until going 2-for-3 with two RBI on April 29 at Atlanta.
- Teamed with Mike Piazza and Eric Karros to hit back-to-back-to-back home runs off Alan Benes in the fourth inning on June 1 at St. Louis ...was the first time the Dodgers hit three consecutive homers since Piazza, Karros and Raul Mondesi did so on June 30, 1996 at Colorado.
- Ended a wild night at Dodger Stadium on June 17 when he smashed a two-out, game-winning home run off Anaheim's Troy Percival to put the Dodgers up 4-3...his homer came on the first pitch by Percival, who allowed Wilton Guerrero to score from second base on a wild pitch on the previous pitch...he went 3-for-4 and also hit a solo home run in the eighth inning.

## ZEILE (Continued)

- Collected a career-best four hits for the fifth time in his career on July 14 at Colorado...went 4-for-5 with two solo home runs and three runs scored.
- Provided two clutch run-scoring singles with two outs to drive in three runs and lead the Dodgers to a 4-3 victory in the second game against the Mets on Aug. 21 at New York.
- His two-run home run in the sixth inning on Aug. 24 at Philadelphia snapped a 1-1 tie and the Dodgers went on to win 5-1.
- Batted .424 (14-for-33) when he collected a hit in a season-best nine straight games from Aug. 23-30...also hit .346 (9-for-26) during a seven-game hit streak from May 22-29.
- Slugged the Dodgers only grand slam of the season when he connected off Florida's Tony Saunders in the first inning on Sept. 7 at Dodger Stadium...it was his fifth career grand slam and first since May 26, 1996 at San Francisco off Jose Bautista when he was with Philadelphia.
- Reached base in a career-best 11 consecutive plate appearances over four games from Sept. 3-7 until he struck out in the fourth inning on Sept. 7 to snap the streak...was 7-for-7 with four walks (one intentional), two homers and six RBI during the streak, which was three short of the N.L. and club record set by Pedro Guerrero in 1985...Ted Williams holds the major league record by reaching base in 16 consecutive plate appearances in September 1957...Houston's Bill Spiers reached base in 13 straight trips to the plate from June 3-11, 1997.
- Drove in a run and scored the tying run in the Dodgers' four-run ninth-inning rally to defeat Dennis Eckersley and the Cardinals in a 7-6 win on Sept. 16 at St. Louis.
- Batted an astounding .372 (32-for-86) with seven home runs and 19 RBI during the season's final month...was 67-for-194 (.345) with 10 homers and 37 RBI in 53 games in August and September.
- Drove in a season-high four runs on three occasions; June 9 vs. Houston, Aug. 1 at Chicago and Sept. 7 vs. Florida.
- Slugged two home runs in a game a team-high five times; June 9 vs. Houston, June 17 vs. Anaheim, July 14 at Colorado, Sept. 23 vs. San Diego and Sept. 25 at Colorado...has now accomplished the feat 11 times in his career.

**MAJOR LEAGUE HIGHLIGHTS****1996:**

- Batted a combined .263 with 32 doubles, 99 RBI and 25 home runs in 163 games with Philadelphia and Baltimore.
- Was acquired by the Orioles on Aug. 29 along with Pete Incaviglia from the Phillies for pitchers Gary Stephenson and Calvin Maduro.
- Batted .245 with five home runs and 19 RBI in 29 games with Baltimore, leading the Orioles to a wild-card spot in the A.L. playoffs.
- Batted .317 (13-for-41) with three home runs, five RBI, five runs and a double in nine post season games for the Orioles...hit .364 with three home runs and five RBI in the League Championship Series against the World Series Champion New York Yankees.
- Hit safely in 17 of 29 games with Baltimore, including the first eight... 13 of his 28 hits with Baltimore went for extra bases.
- Was 5-for-14 (.357) with a home run and 14 RBI with bases loaded.
- Had his third two-homer game of the season and sixth of his career on Sept. 2 at California...other two-homer games last season came on May 15 vs. San Francisco and on April 18 at Montreal.
- Started the year as the Phillies' third baseman but was moved over to first base on Aug. 1...left the Phillies leading the team in RBI (80), doubles (24), runs (61) and walks (67) while batting .268 with 20 homers in 134 games.
- Was the only Phillie to start every game...played all but four innings for Philadelphia.

**1995:**

- Batted a combined .246 (105-for-426) with 14 home runs and 52 RBI in 113 games for St. Louis and Chicago.
- Started the season with the Cardinals on the disabled list from April 23-May 8 with a sore right thumb...returned from the disabled list as the Cardinals' starting first baseman.

- Had his third career two-homer game on May 10 vs. Chicago.
- Hit .291 with five home runs and 22 RBI in 34 games for the Cardinals before being traded to the Cubs on June 16 for Mike Morgan, Paul Torres and Francisco Morales.
- Started in left field and went 2-for-4 with a homer in his Cubs' debut on June 17 vs. Los Angeles.
- Appeared at third base in 75 of his 79 games with the Cubs...had 73 starts at third base, two in left field and one at first base with Chicago.
- Had the game-tying single in the ninth inning and game-winning sacrifice in the 13th inning in the Cubs' 7-6 win on July 9 at Philadelphia.
- Made his final start of the season on Sept. 10 due to a right thumb contusion.

**1994:**

- Led St. Louis with 75 RBI and tied Ray Lankford for the team lead with a then career-best 19 homers...also tied Lankford for second on the team with 11 hits and 25 doubles.
- Ranked fifth in the N.L. in fielding (.960) with just 12 errors in 112 games at third base...had 33 errors in 1993.
- Slugged two homers on April 23 vs. Houston...also had two home runs and a career-high six RBI on Aug. 8 at Florida.
- Had six homers and 12 RBI in an eight-game stretch from April 19-29.
- Tied a career best with four hits for the fourth time on July 4 vs. Houston.

**1993:**

- Batted .277 with 17 home runs, 103 RBI and 82 runs and tied a career-best with 36 doubles in 153 games for St. Louis.
- His RBI total ranked seventh in N.L. and was the most by a Cardinal third baseman since Joe Torre in 1971...his 60 RBI after the All-Star break was third best in the majors.
- Hit 16 of his 17 homers after June 28...also slugged two grand slams.
- Had a career-high 16-game hit streak from June 29-July 18.
- Named the N.L. Player of the Week from July 19-25 after hitting .357 with 11 RBI.

**1992:**

- Ranked fourth in the N.L. with a .960 fielding percentage in 124 games at third base.
- Started the season with three home runs in his first five games but then went 197 at-bats from April 11-June 21 without hitting a homer.
- Tied his career high with four hits on July 6 at San Diego.
- Optioned to Triple-A Louisville on Aug. 10 and recalled on Aug. 31.

**1991:**

- Made permanent transition from catcher to third base and led Cardinals in games (155), home runs (11) and RBI (81)...also set career highs in doubles (36) and steals (17).
- Collected a career-high four hits on July 7 vs. Chicago.

**1990:**

- Began season as the Cardinals' everyday catcher...had a triple, homer and four RBI on Opening Day on April 13 at Philadelphia...played in 105 games behind the plate.
- Threw out 34 percent of the runners attempting to steal.
- Also played 24 games at third, 11 at first and one in the outfield.

**1989:**

- Made 21 starts for St. Louis after being recalled from Triple-A Louisville Aug. 17.
- Collected his first big-league hit in his second game on Aug. 18 at Cincinnati...slugged his first major league homer on Aug. 20 at Cincinnati.
- Named *USA Today's* Minor League Player of the Year after spending most of the season at Triple-A Louisville...batted .289 with 19 home runs and 85 RBI for the Redbirds.
- Led American Association catchers in fielding...threw out 36 percent of the runners attempting to steal.

ZEILE (Continued)

**MINOR LEAGUE HIGHLIGHTS****1988:**

- Named to the Texas League All-Star team after leading Double-A Arkansas with 19 home runs and 75 RBI...finished second in the league with 95 runs and 83 walks.
- Led Texas League catchers in games caught (102), chances (761) and putouts (687).

**1987:**

- Was named Co-MVP of the Midwest League with Single-A Springfield after leading the league with 106 RBI and finishing second with 25 home runs...also named to the Midwest League All-Star team.

**1986:**

- Led the New York-Penn League with 63 RBI and finished second in home runs with 14 after being named to the All-Star team in his first pro season at Erie.

**COLLEGE/AMATEUR HIGHLIGHTS**

- Had a .331 average, 26 home runs and 94 RBI as a catcher during his three-year career at UCLA from 1984-86...was an All-Pac-10 selection and co-captain in 1986 when the Bruins won the Pac-10 title with a 21-9 record...teammates with Eric Karros in 1986.
- Part of coach Gary Adams' No. 2 ranked recruiting class in 1984...led the club with 12 home runs in 1985...was an All-Tournament selection at the Riverside Baseball Invitational in Riverside, CA in 1985.

**PERSONAL**

- He and his wife, Julianne McNamara, reside in Westlake Village, California with their two children, Garrett Todd (born Nov. 27, 1993) and Hannah (born Nov. 7, 1997)...Julianne was a gold medal gymnast at the 1984 Olympic Games in Los Angeles.
- Graduated in 1983 from Hart H.S. in Newhall, California...was Hart's MVP in baseball.
- He and Julianne purchased 10 season tickets after signing with the Dodgers on Dec. 8, 1996 and donated the tickets to the Make-A-Wish Foundation, Special Olympics, Ronald McDonald House, Big Brothers/Big Sisters, Pediatric AIDS Foundation, Echo Park Boys and Girls Club, Delores Mission Daycare Center, Los Angeles Children's Hospital, Covenant House and the Los Angeles Police Department's Memorial Foundation...he met with each group and took a picture with them before each game they attended.
- Serves as chairperson of the Celebrity Scholarship Golf Classic at Valenica Country Club that raises funds for College of the Canyons and Special Olympics.
- His father, Todd Sr., is a longtime Dodger fan and attended the first game ever played at Dodger Stadium on April 10, 1962...Todd Sr. saved his ticket stubs from that game and had Johnny Podres, the game's winning pitcher, autograph them when Todd was with Philadelphia in 1996.
- Was born on on Sept. 9, 1965, the same day Sandy Koufax pitched his perfect game against the Cubs at Dodger Stadium.
- Appeared on *Saturday Night Live* and *The Tonight Show with Jay Leno* during the 1997 offseason.

**PROFESSIONAL RECORD**

YEAR	CLUB	AVG.	G	AB	R	H	2B	3B	HR	RBI	BB	SO	SB
1986	Erie	.258	70	248	40	64	14	1	14	63	37	52	5
1987	Springfield	.292	130	487	94	142	24	4	25	106	70	85	1
1988	Arkansas	.272	129	430	95	117	33	2	19	75	83	64	6
1989	Louisville	.289	118	453	71	131	26	3	19	85	45	78	0
	ST. LOUIS	.256	28	82	7	21	3	1	1	8	9	14	0
1990	ST. LOUIS	.244	144	495	62	121	25	3	15	57	67	77	2
1991	ST. LOUIS	.280	155	565	76	158	36	3	11	81	62	94	17
1992	Louisville	.311	21	74	11	23	4	1	5	13	9	13	0
	ST. LOUIS	.257	126	439	51	113	18	4	7	48	68	70	7

## PROFESSIONAL RECORD (Continued)

YEAR	CLUB	AVG.	G	AB	R	H	2B	3B	HR	RBI	BB	SO	SB
1993	ST. LOUIS	.277	157	571	82	158	36	1	17	103	70	76	5
1994	ST. LOUIS	.267	113	415	62	111	25	1	19	75	52	56	1
1995	Louisville	.125	2	8	0	1	0	0	0	0	0	2	0
	ST. LOUIS	.291	34	127	16	37	6	0	5	22	18	23	1
	CHICAGO (NL)	.227	79	299	34	68	16	0	9	30	16	53	0
1996	PHILADELPHIA	.268	134	500	61	134	24	0	20	80	67	88	1
	BALTIMORE	.239	29	117	17	28	8	0	5	19	15	16	0
1997	LOS ANGELES	.268	160	575	89	154	17	0	31	90	85	112	8
NL Totals—9 years		.264	1130	4068	540	1075	206	13	135	594	514	663	42
AL Totals—1 year		.239	29	117	17	28	8	0	5	19	15	16	0
ML Totals—9 years		.264	1059	4185	557	1103	214	13	140	613	529	679	42

## DIVISION SERIES RECORD

YEAR	CLUB VS. OPP.	AVG.	G	AB	R	H	2B	3B	HR	RBI	BB	SO	SB
1996	Bal. vs. Cle.	.263	4	19	2	5	1	0	0	0	2	5	0
Division Series Totals		.263	4	19	2	5	1	0	0	0	2	5	0

## LEAGUE CHAMPIONSHIP SERIES RECORD

YEAR	CLUB VS. OPP.	AVG.	G	AB	R	H	2B	3B	HR	RBI	BB	SO	SB
1996	Bal. vs. NY	.364	5	22	3	8	0	0	3	5	2	1	0
LCS Totals		.364	5	22	3	8	0	0	3	5	2	1	0

## STATISTICAL BREAKDOWN

	1997							CAREER				
	AVG.	G	AB	R	H	HR	RBI	AVG.	AB	H	HR	RBI
<b>Totals</b>	.268	160	575	89	154	31	90	.264	4185	1103	140	613
Atlanta	.265	10	34	4	9	0	5	.245	327	80	6	42
Chicago	.300	11	40	6	12	2	7	.244	324	79	12	48
Cincinnati	.231	11	39	4	9	0	4	.243	317	77	7	41
Colorado	.325	11	40	12	13	5	7	.281	224	63	12	38
Florida	.333	11	39	7	13	4	10	.280	175	49	11	40
Houston	.179	11	39	4	7	3	6	.320	298	90	13	49
Los Angeles	—	—	—	—	—	—	—	.292	260	70	5	27
Milwaukee	—	—	—	—	—	—	—	.000	5	0	0	1
Montreal	.308	11	39	7	12	3	7	.263	346	91	12	56
New York	.244	11	41	3	10	1	6	.279	355	99	11	51
Philadelphia	.229	11	35	7	8	3	9	.299	298	89	12	59
Pittsburgh	.306	11	36	7	11	1	4	.250	376	94	9	46
St. Louis	.261	11	46	3	12	1	3	.248	117	29	3	13
San Diego	.333	12	42	8	14	4	8	.219	288	63	9	32
San Francisco	.239	12	46	7	11	1	6	.266	304	81	10	46
Anaheim	.267	4	15	4	4	3	4	.407	27	11	6	7
Oakland	.250	4	16	2	4	0	2	.250	16	4	0	2
Seattle	.154	4	13	2	2	0	0	.250	24	6	0	0
Texas	.200	4	15	2	3	0	2	.200	15	3	0	2
American League	.220	12	59	10	13	3	8	.233	176	41	8	27
Before ASG	.229	86	314	42	72	16	41	.244	2311	594	68	301
After ASG	.314	75	261	47	82	15	49	.272	1874	509	72	312
April	.175	23	80	7	14	2	10	.255	537	137	18	78
May	.280	28	100	13	28	7	16	.251	734	184	26	104
June	.214	29	112	16	24	7	13	.247	791	195	18	85
July	.236	27	89	22	21	5	14	.281	752	211	36	136
August	.324	30	108	15	35	3	18	.284	718	204	19	101
Sept./Oct.	.372	23	86	16	32	7	19	.263	653	172	23	109
Pinch Hitting	—	—	—	—	—	—	—	.000	2	0	0	0
Longest Streak	9 Games							16 games				
Home	.271	81	284	41	77	17	46	.272	2000	544	71	309
Away	.265	79	291	48	77	14	44	.256	2185	559	69	304
vs. Righthanders	.271	156	435	73	118	26	72	.261	2999	782	103	442
vs. Lefthanders	.257	65	140	16	36	5	18	.271	1186	321	37	171

**ZEILE** (Continued)

**ZEILE'S CAREER TRANSACTIONS**

- Selected by Kansas City in the 30th round of the June 1983 draft, but did not sign.
- Selected by St. Louis in the supplemental round, between the second and third rounds, of the June 1986 Free Agent Draft.
- Traded to the Chicago Cubs from St. Louis for Mike Morgan, Paul Torres and Francisco Morales on June 16, 1995.
- Signed by Philadelphia as a free agent on Dec. 23, 1995.
- Traded to Baltimore along with Pete Incaviglia from Philadelphia for Garrett Stephenson and Calvin Maduro on Aug. 29, 1996.
- Signed by Los Angeles as a free agent on Dec. 8, 1996.

**DISABLED LIST**

- April 23-May 8, 1995 (inflamed tendon in his left thumb).

**MISCELLANEOUS STATISTICS**

**Batting Totals** **Fielding Totals**

Year	IBB	HB	SF	SH	CS	TB	POS	PCT	G	PO	A	E	TC	DP
1989	1	0	1	1	0	29	C	.971	23	125	10	4	139	1
1990	3	2	6	0	4	197	C,3B,1B,OF	.980	141	648	106	15	768	12
1991	3	5	6	0	11	233	3B	.943	154	124	290	25	439	18
1992	4	0	7	0	10	160	3B	.960	124	81	235	13	329	19
1993	5	0	6	0	4	247	3B	.922	153	83	309	33	425	26
1994	3	3	7	0	3	195	3B	.960	112	66	224	12	302	24
1995	1	4	5	4	0	169	3B,1B,OF	.965	112	361	163	19	543	44
1996	4	1	4	0	1	269	3B,1B	.971	163	319	250	17	586	52
1997	7	6	6	0	7	264	3B	.931	160	105	248	26	379	27
<b>ML Totals</b>	<b>31</b>	<b>21</b>	<b>48</b>	<b>5</b>	<b>40</b>	<b>1763</b>		<b>.923</b>	<b>1142</b>	<b>1912</b>	<b>1835</b>	<b>164</b>	<b>3910</b>	<b>223</b>

**ZEILE'S CAREER GAME HIGHS**

- Most Hits:** 4 (5 times), last time July 14, 1997 at Colorado
- Most Runs:** 4 (2 times), last time Aug. 5, 1993 vs. Florida
- Most RBI:** 6, Aug. 8, 1994 at Florida
- Most HR:** 2 (11 times), last time September 25, 1997 at Colorado
- Most Stolen Bases:** 2 (2 times), last time Aug. 26, 1991 vs. San Francisco
- Longest Hitting Streak:** 16 games, June 29-July 18, 1993
- Career Grand Slams:** 5, last time September 7, 1997 vs. Florida

**DODGERS' 50 HITS IN A MONTH CLUB**

Player	Year	Month	AB	H	AVG.
Zack Wheat	1918	July	122	52	.426
Eddie Brown	1925	August	132	51	.386
Zack Wheat	1925	August	135	54	.400
Babe Herman	1929	July	116	53	.457
Johnny Frederick	1930	July	153	58	.379
Babe Herman	1930	July	138	58	.420
Glenn Wright	1930	July	137	52	.380
Lefty O'Doul	1931	July	122	52	.426
Lefty O'Doul	1932	August	116	50	.431
Jackie Robinson	1949	May	116	50	.431
Willie Davis	1969	August	109	50	.459
Willie Davis	1971	May	108	50	.463

## MILESTONES WITHIN REACH

Player	Milestone	Needs	Start of '98
Billy Ashley	100 RBI	23	77
Darren Dreifort	200 strikeouts	91	109
	100 games pitched	6	94
Mark Gubicza	400 games pitched	16	384
	1,500 strikeouts	129	1,371
	150 wins	18	132
	20 shutouts	4	16
Mark Guthrie	400 games pitched	8	392
	700 innings pitched	48.1	651.2
	600 strikeouts	95	505
Darren Hall	100 strikeouts	10	90
	50 saves	28	22
Todd Hollandsworth	1,000 at-bats	123	877
	200 runs	81	119
Thomas Howard	100 stolen bases	27	63
	300 runs	41	259
Eric Karros	1,000 games	119	891
	1,000 hits	119	891
	200 home runs	46	154
	4,000 at-bats	629	3,371
Ramon Martinez	125 wins	9	116
	1,750 innings	120.0	1,630.0
	1,300 strikeouts	77	1,223
Raul Mondesi	100 stolen bases	12	88
	400 RBI	71	129
	450 runs	90	360
Hideo Nomo	1,000 strikeouts	297	703
	100 games started	6	94
	50 wins	7	43
Antonio Osuna	200 innings	9.2	190.1
	200 strikeouts	1	199
	200 games	40	160
Chan Ho Park	500 strikeouts	202	298
	500 innings	191.1	308.2
	100 games	16	84
Mike Piazza	200 home runs	32	168
	1,000 hits	146	854
	150 doubles	40	110
	3,000 at-bats	442	2,558
Scott Radinsky	50 saves	14	36
	500 games	53	447
	500 innings	109.2	390.1
	50 wins	16	34
Ismael Valdes	100 games started	9	91
	500 strikeouts	9	491
	50 wins	9	41
Jose Vizcaino	1,000 games	93	907
	1,000 hits	161	839
	3,500 at-bats	429	3071
Eric Young	3,000 at-bats	594	2,406
	250 stolen bases	42	208
	300 walks	24	276
Todd Zeile	1,200 hits	97	1,103
	300 doubles	86	214
	150 home runs	10	140

## 1998 NON-ROSTER INVITEES

**Anthony, Eric**

OF

29

**Height:** 6-2 **Bats:** Left **Born:** November 8, 1967 in San Diego, CA**Weight:** 210 **Throws:** Left **Residence:** Sugar Land, TX**School:** Sharpstown (TX) H.S.**How obtained:** Signed as a free agent on Dec. 19, 1997

**Notes: 1997** – Spent most of the season in transit between Los Angeles and Albuquerque after signing a minor league contract with the Dodgers on April 28...saw action with the Dodgers in three separate stints and finished the campaign with a .243 average, two home runs and five RBI in 47 games...was released by Minnesota as a non-roster invitee in spring training and then signed with Texas...started the season with the Rangers' Triple-A club in Oklahoma City and batted .444 with two home runs and nine RBI in nine games...reported to Albuquerque upon signing with the Dodgers and batted .286 with three doubles and three RBI in five games with the Dukes...had his contract purchased by the Dodgers on May 7 when Brett Butler was placed on the 15-day disabled list...walked as a pinch hitter in his first appearance as a Dodger on May 10 against Montreal...made his first start as a Dodger in left field on May 14 at Chicago...led off the ninth inning with a double for his first hit as a Dodger and then scored on Nelson Liriano's game-winning homer to snap a 4-4 tie...batted .310 (13-for-42) when he and Billy Ashley platooned as starters in left field from May 14-June 1...during that span, he went 2-for-4 with a Dodger season best two triples on May 18 at Montreal...six of his first 13 hits with the Dodgers were for extra bases (two doubles, two triples and two homers)...was designated for assignment and then outrighted to Albuquerque on June 17 after batting .250 in 25 games...had his contract purchased from Albuquerque again on July 10...only had three hits over 13 at-bats (.231) in 17 games until being designated for assignment and outrighted to Albuquerque again on Aug. 13...remained with the Dodgers for the remainder of the season when his contract was purchased for the third time on Sept. 2 when the rosters were expanded...went 1-for-4 (.250) with a double and a RBI in five games during the season's final month...was 3-for-21 (.143) with two RBI in a pinch role but batted .280 (14-for-50) in 14 games as a starter...hit safely in 11 of the games he started...batted .273 (15-for-55) with a home run and three RBI on the road and .158 (3-for-19) in games at Dodger Stadium...in 27 games for the Dukes, he batted .343 (36-for-105) with six doubles, one triple, seven home runs and 27 RBI...elected free agency instead of accepting an outright assignment to Albuquerque on Oct. 3...**1996** – Batted a combined .243 with 12 home runs and 22 RBI in 79 games with Cincinnati and Colorado...started the season with Cincinnati on the disabled list from March 23-April 13 with a separated right shoulder...was reinstated from the disabled list but began the season 0-for-12 from April 14-19...had his third career two-homer game and a career-best 10 total bases on May 4 at San Francisco...hit his second career home run to reach Cinergy Field's upper deck red seats and 20th in stadium history on May 7 vs. Los Angeles...went on the disabled list again from June 1-July 2 with a torn right quadricep...traded to Colorado on July 30 for cash...had his fourth career two-homer game on Aug. 30 at St. Louis...**1995** – Had a .269 batting average with five home runs and 23 RBI in 47 games with the Reds...went on the disabled list from April 17-June 7 with a bone spur in his left elbow and was sent to Triple-A Indianapolis for a rehab assignment from June 2-7...slugged a pinch-hit three-run homer in the eighth inning and tied a major league record with Reds teammate Eddie Taubensee after they combined for two pinch-hit homers in the same inning on June 22 vs. Atlanta...cranked a home run that landed in the red seats in the upper deck at Riverfront Stadium on June 25 vs. Florida, making it the 18th homer that reached the upper deck in stadium history but only fourth to right field...had his second career four-hit game and a season-high eight total bases on June 29 at Philadelphia...had a season high five-game hit streak from June 29-July 3 (.474, 9-for-19)...went on the disabled list from July 16-Aug. 14 with a torn patellar tendon in his right knee...sent to Indianapolis for a rehab assignment from Aug. 11-14...went on the disabled list again from Aug. 18-Sept. 2 with a strained right hamstring...was 0-for-1 with a walk in the N.L. Championship Series against Atlanta...**1994** – Batted .237 with 10 home runs

and 30 RBI in 79 games with Seattle...slugged his 50th career home run off the Indians' Dennis Martinez on Opening Day on April 4 for his first A.L. hit and the first-ever hit at Cleveland's Jacobs Field...had five homers and 13 RBI in his first 19 game through April 27...collected a career-high four hits on May 1 vs. Baltimore...went on the disabled list from June 25-July 10 with tendinitis in his right knee...suspended by the A.L. for four games from July 10-17 for charging Boston's Paul Quantrill...had season high five-game hit streak from Aug. 6-11...**1993** - Batted .249 with 15 home runs and 66 RBI in 145 games with Houston...started the season with a .324 average, three homers and 24 RBI by hitting safely in 30 of his first 37 games from April 5-May 18...had a career high eight-game hit streak from April 28-May 6...was limited to 19 games in September and October because of tendinitis in his left shoulder...led Astros in multi-RBI games (23), tied for third in triples, homers, walks and strikeouts, was fourth in games and RBI and fifth in runs...was eighth among N.L. outfielders with a .988 fielding percentage...made 106 starts in right field and 19 in center field...traded to Seattle for pitcher Mike Hampton and outfielder Mike Felder on Dec. 10, 1993...**1992** - Had a .239 average with a career-best 19 homers and 80 RBI in 137 games with Houston...had his first career two-homer game on July 26 vs. Chicago...slugged his first career grand slam off Alejandro Pena on July 27 at Atlanta...had back-to-back three-hit games on July 26 and 27...slugged his second career grand slam and career-high five RBI on Aug. 31 vs. Philadelphia...had his second career two-homer game on Sept. 30 vs. San Diego...led the Astros in homers, was second in RBI and strikeouts, fourth in games and fifth in at-bats, hits, runs and walks...had offseason surgery to remove a plica (fold of tissue in the joint capsule) in his left elbow...**1991** - Began the season at Triple-A Tucson but was recalled on June 4 and optioned back on July 27...slugged a game-winning homer for the Toros in the decisive game against Colorado Springs in the Pacific Coast League playoffs...led Astro farmhands in slugging percentage (.503)...**1990** - Started the season on the disabled list from April 10-30 with a strained left hamstring...sent to Columbus for a rehab assignment on April 25...joined Doug Radar and Jim Wynn as the only Astros to homer into the Astrodome upper deck when he did so off the Cubs' Mike Bielecki on May 17...optioned to Tucson on July 19 and recalled on Sept. 4...hit a pinch-hit three-run home run off Ramon Martinez on Sept. 4 at Los Angeles...**1989** - Began the season at Columbus and led the club in batting, home runs and RBI...also led the league in home runs, was second in batting and third in total bases (225)...named to the Southern League Postseason All-Star team after winning league MVP honors...also named league's Top Prospect, Best Batting Prospect, Hitter with the Best Power, Most Exciting Player and Double-A Player of the Year by *Baseball America*...was recalled on July 28 and made his major league debut that day vs. San Francisco...homered off Rick Reuschel for his first major league hit on July 29 vs. San Francisco...was optioned back to Tucson on Aug. 11 and recalled on Aug. 29...led all minor league hitters in homers for the second consecutive season...**1988** - Started the season on the disabled list from April 7-May 1 with a sprained right ankle...was the South Atlantic League Player of the Month in August with a .298 average, 11 home runs and 23 RBI...had four two-homer games and three grand slams...led all minor leaguers in home runs and was named the league's third-best prospect by *Baseball America*...**1987** - Led the league in homers, RBI and total bases, was second in triples, third in runs and tied for sixth in doubles...named to the Gulf Coast League Postseason All-Star team and Topps Short-Season Rookie All-Star team...**1986** - Selected by Houston in the 34th round of the June Free Agent Draft.

### DODGERS HAVE BEST RECORD OVER LAST 40 YEARS

The Dodgers are first in Major League Baseball with a 3,409-2,915 record (.539) since moving to Los Angeles 40 years ago in 1958.

Team	Record	Pct.
Los Angeles Dodgers	3409-2915	.539
Baltimore Orioles	3350-2864	.539
New York Yankees	3346-2870	.538
Cincinnati Reds	3290-2934	.529
Pittsburgh Pirates	3386-3026	.528

## ANTHONY (Continued)

YEAR	CLUB	AVG.	PROFESSIONAL RECORD										
			G	AB	R	H	2B	3B	HR	RBI	BB	SO	SB
1986	Sarasota	.250	13	12	2	3	0	0	0	0	5	5	1
1987	Sarasota	.264	60	216	38	57	11	6	10	46	26	58	2
1988	Asheville	.273	115	439	73	120	36	1	29	89	40	101	10
1989	Columbus	.300	107	43	67	121	16	2	28	79	35	127	14
	HOUSTON	.180	25	61	7	11	2	0	4	7	9	16	0
1990	Tucson	.217	12	46	10	10	3	0	3	11	6	11	0
	HOUSTON	.192	84	239	26	46	8	0	10	29	29	78	5
	Columbus	.167	4	12	2	2	0	0	1	3	3	4	0
1991	Tucson	.286	40	161	28	46	10	2	6	26	17	40	8
	HOUSTON	.336	79	318	57	107	22	2	9	63	25	58	11
1992	HOUSTON	.153	39	118	11	18	6	0	1	7	12	41	1
1993	HOUSTON	.239	137	440	45	105	15	1	19	80	38	98	5
1994	HOUSTON	.249	145	486	70	121	19	4	15	66	49	88	3
1994	SEATTLE	.237	79	262	31	62	14	1	10	30	23	66	6
1995	CINCINNATI	.269	47	134	19	36	6	0	5	23	13	30	2
	Indianapolis	.292	7	24	7	7	0	0	4	8	6	4	2
1996	CINCINNATI	.244	47	123	22	30	6	0	8	13	22	36	0
	COLORADO	.242	32	62	10	15	2	0	4	9	10	20	0
1997	Oklahoma City	.444	9	36	3	16	2	0	2	9	2	7	0
	Albuquerque	.343	27	105	18	36	6	1	7	27	11	28	2
	LOS ANGELES	.243	47	74	8	18	3	2	2	5	12	18	2
NL Totals-8 years		.230	556	1737	218	400	67	7	68	239	194	425	18
AL Totals-1 year		.237	79	262	31	62	14	1	10	30	23	66	6
ML Totals-9 years		.231	682	1999	249	462	81	8	78	269	217	491	24

## Chung, Sug

RHP

83

Height: 6-2 Bats: Right Born: July 1, 1973 in Seoul, South Korea

Weight: 176 Throws: Right Residence: Seoul, South Korea

School: Dong Kook University (Sung Nam H.S.)

How obtained: Signed as a free agent on Jan. 12, 1998

Notes: 1997 - Had a combined 7-1 record and 4.85 ERA for the Korean National team in domestic and international tournaments...was the winning pitcher against Taiwan in the 19th annual BFA Championship Tournament...was the winning pitcher against Japan in the Post-Atlantic Olympic Games in August...1996 - Named the Korean Amateur Baseball Pitcher of the Year after compiling a 6-1 record and 4.20 ERA.

## PROFESSIONAL RECORD

YEAR	CLUB	W-L	ERA	G	GS	CG	SHO	SV	IP	H	R	ER	BB	SO
No Professional Record														

## Cooney, Kyle Mark

C

78

Height: 6-2 Bats: Right Born: March 31, 1973 in Meriden, CT

Weight: 200 Throws: Right Residence: Meriden, CT

School: University of Connecticut (Platt H.S.)

How obtained: Dodgers' 19th round pick (19th selection) in the June 1994 Free Agent Draft

Notes: 1997 - Batted .290 with eight home runs and 49 RBI in 72 games for Double-A Texas League Champion San Antonio...had the game-winning bases loaded walk in the ninth inning on July 14 vs. Arkansas...1996 - Batted .273 and had career bests in home runs (14), RBI (67), hits (111), runs (57), doubles (20) and games (107)...his .273 average ranked ninth among Single-A catchers...batted .240 in the Hawaiian Winter League...1995 - Led the Florida State League by being hit by a pitch 23 times.

## PROFESSIONAL RECORD

YEAR	CLUB	AVG.	G	AB	R	H	2B	3B	HR	RBI	BB	SO	SB
1994	Great Falls	.301	44	163	28	49	10	2	2	15	5	22	1
1995	Vero Beach	.278	105	356	44	99	11	2	6	54	17	50	4
1996	San Bernardino	.273	107	406	57	111	20	0	14	67	28	78	9
1997	San Antonio	.290	72	252	39	73	16	2	8	49	7	44	4
Totals-4 years		.282	328	1177	168	332	57	6	30	185	57	194	18

**Cora, Alex**

INF

74

**Height:** 6-0 **Bats:** Left **Born:** October 18, 1975 in Caquas, PR  
**Weight:** 180 **Throws:** Right **Residence:** Miami, FL

**School:** University of Miami

**How obtained:** Dodgers' third round pick in the June 1996 Free Agent Draft

**Notes:** **1997** – Batted .234 with three home runs and 48 RBI in 127 games at Double-A Texas League Champion San Antonio...batted .310 in 22 games in April...went 1-for-6 with a run scored in the Dodgers' Hall of Fame game against San Diego in Cooperstown, NY on Aug. 4...batted .556 in three games for Caquas in the Puerto Rican Winter League...**1996** – Singled home the winning run in just his second professional game on June 18 vs. Sarasota...hit safely in 13 straight games from July 25-Aug. 10, raising his average from .261 to .306...was 19-for-50 (.380) with a double, triple and five RBI during the streak...**Personal** – Brother, Joey, is an All-Star second baseman for the Seattle Mariners.

## PROFESSIONAL RECORD

YEAR	CLUB	AVG.	G	AB	R	H	2B	3B	HR	RBI	BB	SO	SB
1996	Vero Beach	.257	61	214	26	55	5	4	0	26	12	36	5
1997	San Antonio	.234	127	448	52	105	20	4	3	48	25	60	12
<b>Totals—2 years</b>		<b>.242</b>	<b>188</b>	<b>662</b>	<b>78</b>	<b>160</b>	<b>25</b>	<b>8</b>	<b>3</b>	<b>74</b>	<b>37</b>	<b>96</b>	<b>17</b>

**Dandridge, Bradley James (Brad)**

C

80

**Height:** 6-0 **Bats:** Right **Born:** Nov. 29, 1971 in Clark A.F.B., Phillipines  
**Weight:** 200 **Throws:** Right **Residence:** Santa Maria, CA

**School:** Fresno State University

**How obtained:** Signed by the Dodgers as a free agent on March 2, 1995

**Notes:** **1997** – Batted .260 with eight home runs and a career-best 65 RBI at Single-A Vero Beach...homed in three straight games from June 8-14...batted .366 (15-for-41) during a 10-game hitting streak from May 31-June 16, raising his average from .269 to .288...**1996** – Batted a combined .276 with five home runs and 32 RBI at Triple-A Albuquerque and Double-A San Antonio...hit safely in 13 straight games from April 13-June 11 (19-for-51)...**1995** – Singled, homered and drove in six runs against Lake Elsinore on June 28...hit safely in 10 consecutive games from June 17-July 3...drove in 21 runs in an 11-game span from June 25-July 7...played 43 games at catcher and 23 games in the outfield...**Personal** – Is the distant cousin of famed Negro League player Ray Dandridge.

## PROFESSIONAL RECORD

YEAR	CLUB	AVG.	G	AB	R	H	2B	3B	HR	RBI	BB	SO	SB
1993	Spokane	.238	64	248	26	59	8	2	4	41	16	38	2
1994	Ogden	.368	43	171	41	63	11	1	2	45	17	15	6
1995	San Antonio	.417	3	12	1	5	0	0	0	1	0	1	0
	San Bernardino	.320	82	322	56	103	14	2	11	61	14	34	16
1996	Albuquerque	.263	30	80	14	21	4	0	2	7	3	7	0
	San Antonio	.282	47	177	22	50	7	0	3	25	12	19	4
1997	Vero Beach	.260	112	388	45	101	21	1	8	65	33	42	4
<b>Totals—5 years</b>		<b>.288</b>	<b>361</b>	<b>1398</b>	<b>205</b>	<b>402</b>	<b>65</b>	<b>6</b>	<b>30</b>	<b>245</b>	<b>95</b>	<b>156</b>	<b>32</b>

**Devereaux, Mike**

OF

12

**Height:** 6-0 **Bats:** Right **Born:** April 10, 1963 in Casper, WY  
**Weight:** 195 **Throws:** Right **Residence:** Alpharetta, GA

**School:** Arizona State University (Kelly H.S. in Wyoming)

**How obtained:** Signed as a free agent on Jan. 16, 1998

**Notes:** **1997** – Batted .208 with seven RBI in 29 games for Texas...did not have an error in 28 games in the outfield...was designated for assignment on June 12 and released on June 19...**1996** – Batted .229 with eight home runs and 34 RBI in 127 games with Baltimore...ranked third on the club behind Brady Anderson and Bobby Bonilla with 68 starts in the outfield (27 in left, 22 in right and 19 in center)...had seven outfield assists and a .983 fielding percentage...was 7-for-17 (.412) with five RBI as a pinch-hitter...ranked second in average among A.L. pinch-hitters with at least 15 at-bats behind

**DEVEREAUX** (Continued)

Oakland's Matt Stairs at .471 (8-for-17)...hit his first career pinch-hit home run on July 27 vs. Cleveland...slugged his 100th career homer on June 11 vs. Detroit...stole home on the front end of a double steal on June 30 at New York, the first by an Oriole since he did so on May 4, 1992...played in all four A.L. Division Series games against Cleveland and in three of the A.L. Championship Series games against New York...**1995** – Combined for a career-high .299 average with 11 home runs and 63 RBI in 121 games with the Chicago White Sox and Atlanta Braves...hit safely in nine straight games from Aug. 4-14...homed twice on July 29 at Baltimore...traded to the Braves for Andre King on Aug. 25...named the MVP in the N.L. Championship Series against Cincinnati with a .308 average, home run and five RBI...went 1-for-5 in the N.L. Division Series against Colorado and 1-for-4 with an RBI in the World Series against Cleveland...**1994** – Hit a career-low .203 with Baltimore...was on the disabled list from June 16-July 1 with a pulled right hamstring...**1993** – Batted .250 with 14 home runs and 75 RBI and led the Orioles with a career-best 31 doubles...started 130 games for the Orioles in center field...went on the disabled list from May 2-27 with a partial separation of his left shoulder...was also slowed by a sore right heel in September...had a career best 11-game hitting streak from April 27-June 1...**1992** – Set career best with a .276 average, 24 home runs, 107 RBI and 11 triples and was named the Orioles team MVP...led the team in 10 offensive categories...ranked among A.L. leaders with 11 triples (2nd), 303 total bases (5th), 64 extra-base hits (6th), 180 hits (8th) and 107 RBI (9th)...finished seventh in A.L. MVP voting and was selected to *The Sporting News* All-Star team...named A.L. Player of the Week from June 5-12...slugged the Orioles' first home run at Camden Yards on April 9 vs. Cleveland...hit .520 (13-for-25) with the bases loaded...the 13 hits were the most by a major league batter since records were first kept in 1975...hit two grand slams; off Seattle's Jim Acker on May 1 and off the New York Yankees' Jeff Johnson on June 19...matched a career high with six RBI on May 1 vs. Seattle...suffered a torn ligament in his left thumb while making a diving catch on Oct. 1 and had surgery five days later...**1991** – Batted .260 with 19 home runs and 59 RBI in 149 games with Baltimore...finished fourth in the A.L. with 10 triples...16 of his 19 home runs were as the leadoff batter...**1990** – Batted .240 with 12 home runs and 49 RBI in 108 games with Baltimore...went on the disabled list from May 16-June 15 with a pulled right hamstring...homed in three straight games from July 23-25 at Detroit...slugged his first career grand slam off Clay Parker and had six RBI on July 23 at Detroit...ended Jeff Robinson's no-hit bid with an eighth-inning homer the next evening...**1989** – Batted .266 with eight home runs and 46 RBI over 122 games in his first full season in the majors...ranked second among A.L. rookies with 22 stolen bases...**1988** – Batted .116 over 30 games in two separate stints with the Dodgers from April 21-May 12 and all of September...batted .340 with 13 home runs and 76 RBI in 109 games at Triple-A Albuquerque...named to the Pacific Coast League All-Star team after leading the league in runs (88), was fourth in batting and seventh in steals (33)...**1987** – Batted .222 with four RBI in 19 games with the Dodgers...made his major league debut on Sept. 2 and singled off Philadelphia's Don Carman in his first at-bat...batted .301 with 26 home runs and 91 RBI in 135 games at Double-A San Antonio...also batted .273 with one home run in three games at Albuquerque...led the Dodgers farm system in home runs (27) and led Texas League outfielders with a .991 fielding percentage...**1986** – Batted .302 with 10 home runs and 53 RBI in 115 games at San Antonio...ranked 11th in the league in batting average...**1985** – Batted .356 with four home runs and 67 RBI at Rookie Great Falls during his first professional season...led the Pioneer League in runs (73), hits (103), total bases (152), RBI and stolen bases (40)...helped his team compile a 54-16 record, including a 34-3 mark at home, to set a league record for most wins and highest winning percentage (.771)...named to the league All-Star team and was selected to *Baseball America's* Short-Season All-Star team...**College** – Played three seasons at Arizona State...teamed with Barry Bonds and Oddibe McDowell in the outfield in 1984 when the Sun Devils were runner-ups at the College World Series...**Personal**– Graduated from Arizona State with a degree in finance...graduated from Kelly (WY) H.S. in 1981...school did not have a baseball team...ran track instead and set the Wyoming state high school records for the 100, 200 and 400 meters as well as the high jump...started the Mike

Devereaux's Orioles, a program designed to provide equipment and upgrade baseball facilities for youngsters in the Baltimore-Washington, D.C. area...also was involved in the Cystic Fibrosis Foundation...appeared on the *Young and the Restless* in 1993.

## PROFESSIONAL RECORD

YEAR	CLUB	AVG.	G	AB	R	H	2B	3B	HR	RBI	BB	SO	SB
1985	Great Falls	.356	70	289	73	103	17	10	4	67	32	29	40
1986	San Antonio	.302	115	431	69	130	22	2	10	53	58	47	31
1987	San Antonio	.301	135	562	90	169	28	9	26	91	48	65	33
	Albuquerque	.273	3	11	2	3	1	0	1	1	0	2	1
	LOS ANGELES	.222	19	54	7	12	3	0	0	4	3	10	3
1988	Albuquerque	.340	109	423	88	144	26	4	13	76	44	46	33
	LOS ANGELES	.116	30	43	4	5	1	0	0	2	2	10	0
1989	BALTIMORE	.266	122	391	55	104	14	3	8	46	36	60	22
1990	BALTIMORE	.240	108	367	48	88	18	1	12	49	28	48	13
	Frederick	.500	2	8	3	4	0	0	1	3	1	2	1
	Hagerstown	.250	4	20	4	5	3	0	0	3	0	1	0
1991	BALTIMORE	.260	149	608	82	158	27	10	19	59	47	115	16
1992	BALTIMORE	.276	156	653	76	180	29	11	24	107	44	94	10
1993	BALTIMORE	.250	131	527	72	132	31	3	14	75	43	99	3
	Bowie	.286	2	7	1	2	1	0	0	2	0	2	0
1994	BALTIMORE	.203	85	301	35	61	8	2	9	33	22	72	1
1995	CHICAGO (AL)	.306	92	333	48	102	21	1	10	55	25	51	6
	ATLANTA	.255	29	55	7	14	3	0	1	8	2	11	2
1996	BALTIMORE	.229	127	323	49	74	11	2	8	34	34	53	8
1997	TEXAS	.208	29	72	8	15	3	0	0	7	7	10	1
NL Totals-3 years		.204	78	152	18	31	7	0	1	14	7	31	5
AL Totals-9 years		.256	999	3575	473	914	162	33	104	465	286	602	90
ML Totals-11 years		.254	1077	3727	491	945	169	33	105	479	293	633	85

**Gubicza, Mark****RHP****35****Height:** 6-5 **Bats:** Right **Born:** August 14, 1962 in Philadelphia, PA**Weight:** 230 **Throws:** Right **Residence:** Northridge, CA**School:** William Penn Charter (PA) H.S.**How obtained:** Signed as a free agent on Jan. 12, 1998

**Notes:** **1997** - Was limited to two starts for Anaheim due to a right shoulder injury...injured his shoulder in spring training when he slipped on wet grass while running in the outfield on March 19...went on the 15-day disabled list on April 14...was sidelined for the remainder of the season after having arthroscopic surgery on his right shoulder in June...tried to make a come back but struggled in two rehab starts at Single-A Lake Elsinore...was acquired by the Angels with pitcher Mike Bovee for the Royals for outfielder Chili Davis on Oct. 28, 1996...**1996** - Posted a 4-12 record and 5.13 ERA in 19 starts for Kansas City...fractured his left tibia on July 5 at Minnesota when he was struck by a liner off Paul Molitor's bat...was placed on the 60-day disabled list the following day and missed the remainder of the season...the Royals scored a team-low 3.7 runs per game in his 19 starts, including 21 runs in his 12 defeats...pitched a complete game shutout on May 24 vs. Texas...also went the distance on June 30 in a 5-2 loss vs. Minnesota...registered a season-high seven strikeouts twice, June 9 vs. Seattle and June 30 vs. Minnesota...set the Royals' franchise record in career strikeouts when he fanned Geronimo Berroa on May 4 vs. Oakland...finished the season with a six-game losing streak, one loss shy of the longest drought of his career in 1988...surrendered a career-high 22 home runs in 119.1 innings, or one every 5.1 innings pitched...walked 34 batters for an average of 2.6 walks per 9.0 innings pitched...still is the Royals' career leader with 1,366 strikeouts and ranks third in franchise history with 132 victories...**1995** - Went 12-14 with a 3.75 ERA in 33 starts...led the A.L. in starts (33) for the second time in his career, finished fifth in innings (213.1) and 10th in ERA...pitched his only career one-hitter on June 15 at Oakland...the only hit he allowed in the 7-0 victory was a fourth-inning single by Mark McGwire...the victory was also his first complete game since 1992...**1994** - Posted a 7-9 record and 4.50 ERA in 22 starts...led the league with 1.8 walks per 9.0 innings pitched...snapped a stretch of 13 consecutive

## GUBICZA (Continued)

starts without a win, dating back to June 19, 1992, when earned his first win of the season in the first game of a doubleheader on May 1 at Milwaukee...

**1993** – Was used primarily out of the bullpen and appeared in a career-high 49 games...snapped a streak of 184 consecutive starts when he pitched in relief on May 12 at Cleveland...notched his first major league save on July 29 vs. Texas...recorded his second career save on Aug. 10, 1993 vs. Seattle...

**1992** – Picked up his 100th career victory with a 3-0 shutout on May 12 vs. Cleveland...at the time became the fifth pitcher in Royals' history to register 100 wins, joining Paul Splitterff, Dennis Leonard, Larry Gura and Bret Saberhagen...earned A.L. Player of the Week honors for the week of May 11-17 when he recorded two complete-game wins...defeated Cleveland 3-0 with a four-hit shutout on May 12 and then won 2-1 vs. Detroit on May 17...experienced stiffness in his right forearm in his start on July 10 at Milwaukee and left the game early...was placed on the 15-day disabled list on July 15 with an inflamed bursa in his right shoulder and missed the remainder of the season...

**1991** – Began the season in Triple-A Omaha on a rehabilitation assignment following rotator cuff surgery in August 1990...returned to the starting rotation on May 14 at Toronto and lost 4-1 despite striking out eight batters in 5.0 innings...it was his first start since June 29, 1990 vs. Detroit...defeated Minnesota 11-2 on May 25 for his first victory since June 18, 1990...fanned Minnesota's Dan Gladden on Sept. 10 for his 1,000th career strikeout...

**1990** – Went 4-7 with a 4.50 ERA while limited to 16 starts due to a shoulder injury...left the game on June 29 vs. Detroit with a partial tear of his right rotator cuff...was placed on the 21-day disabled list on July 11 (retroactive to July 1)...had arthroscopic surgery on Aug. 2 and missed the remainder of the season...

**1989** – Went 15-11 with a 3.04 ERA in 36 starts...among A.L. leaders, ranked tied for first in starts, third in innings (255.0), tied for fourth in complete games (8) and strikeouts (173), tied for seventh in shutouts (2) and eighth in ERA...allowed just .35 home runs per 9.0 innings pitched, tops in the A.L. ...home run to Jay Buhner on June 7 at Seattle snapped his club record homerless innings streak at 134.1...named A.L. Pitcher of the Month in May with a 4-1 record and 2.42 ERA...pitched three complete games and two shutouts...was 8-6 with a 2.52 ERA at the All-Star break and earned a spot on the A.L. squad...worked 1.0 perfect inning of relief at the All-Star Game at Anaheim...left his start on Sept. 12 vs. Texas with tightness in his left pectoral muscle and was removed from his start on Sept. 20 vs. Chicago with a posterior strain of his right shoulder...did not make another appearance...

**1988** – Finished third in A.L. Cy Young Award voting behind Frank Viola and Dennis Eckersley...earned his second Royals' Pitcher of the Year Award after posting a 20-8 record and 2.70 ERA in 35 starts...ranked third in the A.L. in wins, fourth in ERA, second in innings pitched (269.2) and tied for second in shutouts (4)...led the Royals with 183 strikeouts...won 17 of 20 decisions, including a seven-game winning streak from May 31-July 8 and a six-game winning streak from Aug. 21-Sept. 26...named A.L. Pitcher of the Month in June with a 5-0 record and 1.18 ERA...set a Royals record on Aug. 27 when he struck out 14 batters in a 4-1 victory over Minnesota...

**1987** – Went 13-18 with a 3.98 ERA in 35 starts...set a career high with 10 complete games and led the staff with 166 strikeouts...

**1986** – Went 12-6 with a 3.64 ERA in 34 games (24 starts) ...started the season with a 3-5 record and 5.03 ERA, but went 9-1 with a 2.60 ERA following the All-Star break...earned his first win of the season on May 14 when he defeated Cleveland in a complete game effort...it was his first complete game since July 19, 1984...ranked seventh in the A.L. in fewest hits allowed per 9.0 innings for the second consecutive season...

**1985** – Named Royals' Pitcher of the Month in June with a 5-1 record and 3.10 ERA...became the first Royals pitcher to win five games in a month since Larry Gura did so in August 1982...made his first professional relief appearance on Aug. 8 vs. Detroit...pitched 3.0 innings in Game 1 of the A.L. Championship Series against Toronto...earned the win in Game 6...did not appear in the World Series against St. Louis...

**1984** – Joined Danny Jackson and Bret Saberhagen as one of three rookies in the Royals' starting rotation...made his major league debut on April 6 vs. Cleveland and lost 2-0...allowed just one earned run in 6.0 innings...earned his first major league victory and first career shutout on May 12 vs. Boston...the Royals scored 17 runs in his 14 losses...was the starting pitcher in six Kansas City shutouts...

**1983** – Posted a 14-12 record and 3.08

ERA in 28 games with Double-A Jacksonville...set the club record in victories and led the staff in innings pitched, strikeouts and starts...his 146 strikeouts led the Southern League...was selected to the league All-Star team...**1982** – Pitched in 11 games at Fort Myers until he was placed on the disabled list on June 29 with an inflamed rotator cuff and missed the remainder of the season...**1981** – Selected by Kansas City in the second round of the June Free Agent Draft...went 8-1 with a 2.25 ERA for Rookie Sarasota in his first professional season...led the Gulf Coast League in wins...named to *Baseball America's* Gulf Coast League All-Star team and First-Year Pro All-Star team...**Personal** – He and his wife, Lisa, reside in Northridge, California during the offseason with their children Nicolette (born June 10, 1992), Chad (born Oct. 11, 1994) and Ashley (born Dec. 10, 1997).

## PROFESSIONAL RECORD

YEAR	CLUB	W-L	ERA	G	GS	CG	SHO	SV	IP	H	R	ER	BB	SO
1981	Sarasota	8-1	2.25	11	11	0	0	0	56.0	39	18	14	23	40
1982	Fort Myers	2-5	4.13	11	11	0	0	0	48.0	49	33	22	25	36
1983	Jacksonville	14-12	3.08	28	28	5	0	0	196.0	146	81	67	93	146
1984	KANSAS CITY	10-14	4.05	29	29	4	2	0	189	172	90	85	75	111
1985	KANSAS CITY	14-10	4.06	29	28	0	0	0	177.1	160	88	80	77	99
1986	KANSAS CITY	12-6	3.64	35	24	3	2	0	180.2	155	77	73	84	118
1987	KANSAS CITY	13-18	3.98	35	35	10	2	0	241.2	231	114	107	120	166
1988	KANSAS CITY	20-8	2.70	35	35	8	4	0	269.2	237	94	81	83	183
1989	KANSAS CITY	15-11	3.04	36	36	8	2	0	255.0	252	100	86	63	173
1990	KANSAS CITY	4-7	4.50	16	16	2	0	0	94.0	101	48	47	38	71
1991	Omaha	2-1	3.31	3	3	0	0	0	16.1	20	7	6	4	12
	KANSAS CITY	9-12	5.68	26	26	0	0	0	133.0	168	90	84	42	89
1992	KANSAS CITY	7-6	3.72	18	18	2	1	0	111.1	110	47	46	36	81
1993	KANSAS CITY	5-8	4.66	49	6	0	0	2	104.1	128	61	54	43	80
1994	KANSAS CITY	7-9	4.50	22	22	0	0	0	130.0	158	74	65	26	59
1995	KANSAS CITY	12-14	3.75	33	33	3	2	0	213.1	222	97	89	62	81
1996	KANSAS CITY	4-12	5.13	19	19	2	1	0	119.1	132	70	68	34	55
1997	ANAHEIM	0-1	25.07	2	2	0	0	0	4.2	13	13	13	3	5
	Lake Elsinore	0-1	15.75	2	2	0	0	0	4.0	12	7	7	1	1
<b>ML Totals-14 years</b>		<b>132-136</b>	<b>3.96</b>	<b>384</b>	<b>329</b>	<b>42</b>	<b>16</b>	<b>2</b>	<b>2223.1</b>	<b>2239</b>	<b>1063</b>	<b>978</b>	<b>786</b>	<b>1371</b>

**Howard, Thomas**

OF

22

**Height:** 6-2 **Bats:** Both **Born:** December 11, 1964 in Middletown, OH

**Weight:** 205 **Throws:** Right **Residence:** Elk Grove, CA

**School:** Ball State University (Valley View H.S. in Germantown, OH)

**How obtained:** Signed as a free agent on Jan. 7, 1998

**Notes:** **1997** – Batted .247 with 16 doubles, three home runs and 22 RBI in 107 games for Houston...tied for second on the club with five outfield assists and did not have an error in 62 games in the outfield...hit .267 (12-for-45) with five RBI as a pinch-hitter, ranking ninth in the N.L. in pinch-hits...has a career pinch-hit batting average of .271 (56-for-207) with five home runs and 31 RBI...was 0-for-1 with a walk in the N.L. Division Series against Atlanta...**1996** – Batted .272 with a career-high six home runs in 121 games for Cincinnati...was his first season of batting exclusively from the left side due to a wrist injury...started nearly half of the Reds' games in the outfield...opened the season on the disabled list with a right wrist fracture after he slipped on the stairs at his home prior to reporting to spring training...batted a combined .343 (12-for-35) in rehabilitation stops at Double-A Chattanooga and Triple-A Indianapolis before being recalled by the Reds on April 20...batted .393 (11-for-27) as a pinch-hitter, second only to Pittsburgh's Mark Johnson (.452)...tied for fourth in the N.L. with three pinch-hit home runs...pinch-hit homers came off Jeff Juden at San Francisco on May 5, Dennis Eckersley at St. Louis on July 2 and Bob Patterson at Chicago on July 7...tied a career high with four hits on Aug. 16 vs. Colorado...hit .607 (17-for-28) from Aug. 12-17...**1995** – Set career highs with a .302 batting average and 17 stolen bases in 113 games for Cincinnati...started 57 games in the outfield...led the club with 13 pinch-hits (.361, 13-for-36)...were the most pinch-hits by a Cincinnati batter since Jeff Branson also had 13 pinch-hits in 1992...slugged a pinch-hit three-run home run at San Francisco on July 27...tied a career-high with four

## HOWARD (Continued)

hits on Aug. 25 at Pittsburgh...stole home on July 14 at Chicago on a double steal with Barry Larkin...batted .100 (1-for-10) in the N.L. Division Series against Los Angeles and .250 (2-for-8) in the N.L. Championship Series against Atlanta...**1994** – Hit .264 in 83 games in his first full season with Cincinnati...batted .417 (10-for-24) in April and .327 (16-for-49) in June...started at all three outfield positions...hit .281 (9-for-32) with four RBI as a pinch-hitter...**1993** – Began the season with Cleveland before being traded to Cincinnati on Aug. 20 as the player to be named later in the Aug. 17 trade for Randy Milligan...batted .277 in 38 games for the Reds...**1992** – Began the season with San Diego before being traded to Cleveland for Jason Hardike and Christopher Maffett on April 14...hit safely in his first 10 starts for the Indians and put together a career high 12-game hitting streak from July 31-Aug. 14 (.377, 20-for-53)...**1991** – Started the season in San Diego but was optioned to Triple-A Las Vegas four days later...recalled by San Diego on May 10 and spent the rest of the season in the majors...hit his first major league home run off Chicago's Les Lancaster on June 15...had a career-high five RBI on Sept. 16 against Houston...**1990** – Was recalled by San Diego on July 3 and made his major league debut that night vs. Pittsburgh...went 1-for-4 with an eighth-inning single off Bill Landrum for his first major league hit...optioned back to Las Vegas on Aug. 1...hit .328 with 112 hits in 89 games for the Stars...had arthroscopic surgery to repair lateral meniscus cartilage in his left knee on May 2...**1989** – Hit .300 in 80 games for Las Vegas...injured his left knee in the first week of June, keeping him out of the lineup until July 18...**1988** – Started the season at Las Vegas, where he hit .251 in 44 games before suffering a pulled leg muscle in late May...finished the year at Double-A Wichita, hitting .301 in 29 games...**1987** – Finished fifth in the Texas League with a .332 batting average at Wichita, leading the Pilots to the league championship...**College** – Played baseball for three years and football for two at Ball State, where he was an outfielder on *The Sporting News*' college All-America team in 1986...**Personal** – Was the Padres' first-round selection in the June 1986 Free Agent Draft...graduated from Valley View H.S. in Germantown, OH in 1983...he and his wife, Tammy, reside in Elk Grove, CA during the offseason with their children, Therra (born Sept. 17, 1986), Tristan (born Jan. 22, 1991) and Tre (born March 4, 1992).

## PROFESSIONAL RECORD

YEAR	CLUB	AVG.	G	AB	R	H	2B	3B	HR	RBI	BB	SO	SB
1986	Spokane	.418	13	55	16	23	3	3	2	17	3	9	2
	Reno	.256	61	223	35	57	7	3	10	39	34	49	10
1987	Wichita	.332	113	401	72	133	27	4	14	60	36	72	26
1988	Wichita	.301	29	103	15	31	9	2	0	16	13	14	6
	Las Vegas	.251	44	167	29	42	9	1	0	15	12	31	3
1989	Las Vegas	.300	80	303	45	91	18	3	3	31	30	56	22
1990	Las Vegas	.328	89	341	58	112	26	8	5	51	44	63	27
	SAN DIEGO	.273	20	44	4	12	2	0	0	0	0	11	0
1991	SAN DIEGO	.249	106	281	30	70	12	3	4	22	24	57	10
	Las Vegas	.309	25	94	22	29	3	1	2	16	10	16	11
1992	SAN DIEGO	.333	5	3	1	1	1	0	0	0	0	0	0
	CLEVELAND	.277	117	358	36	99	15	2	2	32	17	60	15
1993	CLEVELAND	.236	74	178	26	42	7	0	3	23	12	42	5
	CINCINNATI	.277	38	141	22	39	8	3	4	13	12	21	5
1994	CINCINNATI	.264	83	178	24	47	11	0	5	24	10	30	4
1995	CINCINNATI	.302	113	281	42	85	15	2	3	26	20	37	17
1996	CINCINNATI	.272	121	360	50	98	19	10	6	42	17	51	6
	Chattanooga	.333	8	30	4	10	1	0	1	2	2	7	1
	Indianapolis	.400	1	5	2	2	0	0	1	2	0	0	0
1997	HOUSTON	.247	107	255	24	63	16	1	3	22	26	48	1
NL Totals—8 years		.269	593	1543	197	415	83	19	25	149	109	255	43
AL Totals—2 years		.263	191	536	62	141	22	2	5	55	29	102	20
ML Totals—8 years		.267	784	2079	259	556	105	21	30	204	138	357	63

**Hubbs, William Daniel (Dan)****RHP****77****Height:** 6-2 **Bats:** Right **Born:** Jan. 23, 1971 in Bellevue, WA**Weight:** 200 **Throws:** Right **Residence:** Renton, WA**School:** University of Southern California (Kentridge Sr. H.S.)**How obtained:** Dodgers' 16th round pick (15th selection) in the June 1993 Free Agent Draft

**Notes: 1997** – Was 6-4 with three saves and a 3.90 ERA in a league-best 62 appearances (three starts)...earned the win after allowing five hits and fanning four over 6.0 scoreless innings in a start on April 15 at Salt Lake City...was 4-1 with a 1.49 ERA in eight games for Azucareros in the Dominican Winter League...**1996** – Went 7-1 with two saves and a 4.76 ERA in 49 outings at Albuquerque...fanned 82 in 75.2 innings...his 9.75 strikeouts per 9.0 innings average was fifth-best among Triple-A pitchers...was 6-0 with a 1.93 ERA for La Romana in the Dominican Winter League and finished the season with a 12.0 scoreless innings streak...**1995** – Was 2-1 with a 3.54 ERA in 31 appearances at Double-A San Antonio...named Texas League Pitcher of the Week after going 2-0 in three games without allowing a run from Aug. 7-13.

**PROFESSIONAL RECORD**

YEAR	CLUB	W-L	ERA	G	GS	CG	SHO	SV	IP	H	R	ER	BB	SO
1993	Bakersfield	2-1	1.81	19	1	0	0	1	44.2	36	12	9	15	44
	Great Falls	1-1	1.17	3	0	0	0	0	7.2	3	1	1	2	12
1994	San Antonio	5-5	3.15	38	1	0	0	1	80.0	82	34	28	27	75
	Bakersfield	3-1	3.82	13	0	0	0	2	35.1	29	17	15	10	51
1995	San Antonio	2-1	3.54	31	0	0	0	0	61.0	58	25	24	16	52
1996	Albuquerque	7-1	4.76	49	0	0	0	2	75.2	89	51	40	47	82
1997	Albuquerque	6-4	3.90	62	3	0	0	3	94.2	103	45	41	38	87
<b>Totals-5 years</b>		<b>26-14</b>	<b>3.56</b>	<b>215</b>	<b>5</b>	<b>0</b>	<b>0</b>	<b>9</b>	<b>399.0</b>	<b>400</b>	<b>185</b>	<b>158</b>	<b>155</b>	<b>403</b>

**Iglesias, Michael Justin (Mike)****RHP****72****Height:** 6-5 **Bats:** Right **Born:** November 9, 1972 in Oakland, CA**Weight:** 223 **Throws:** Right **Residence:** Castro Valley, CA**School:** Hayward (CA) H.S.**How obtained:** Dodgers' 6th round pick (5th selection) in the June 1991 Free Agent Draft**Signed by:** Dick Hanlon

**Notes: 1997** – Was 6-2 with eight saves and a 3.64 ERA in 42 appearances at Double-A Texas League Champion San Antonio...**1996** – Went 5-8 with seven saves and a 5.11 ERA in 31 outings (16 starts) at Single-A Vero Beach...**1995** – Combined for an 8-12 record and a 3.57 ERA in 28 games (26 starts) at Single-A Bakersfield and Single-A San Bernardino...ranked second in the California League with a .231 opponent's batting average, was fourth with a 10.7 runners per 9.0 innings average and fifth with 26 starts...named California League Pitcher of the Week from July 30-Aug. 5.

**PROFESSIONAL RECORD**

YEAR	CLUB	W-L	ERA	G	GS	CG	SHO	SV	IP	H	R	ER	BB	SO
1991	Kissimmee	1-1	4.70	8	6	0	0	0	23.0	26	13	12	17	17
1992	Great Falls	3-6	6.11	12	12	0	0	0	56.0	69	56	38	26	37
1993	Bakersfield	1-2	5.59	6	3	0	0	0	19.1	26	16	12	12	10
	Yakima	0-3	7.63	10	5	0	0	0	30.2	42	29	26	21	24
1994	Vero Beach	3-6	4.22	19	14	1	0	0	89.2	87	46	42	29	50
1995	Bakersfield	7-10	3.26	24	23	2	1	0	143.2	124	65	52	38	108
	San Bernardino	1-2	6.60	4	3	0	0	0	15.0	26	14	11	2	12
1996	Vero Beach	5-8	5.11	31	16	0	0	7	104.0	112	68	59	37	101
1997	San Antonio	6-2	3.64	42	0	0	0	8	59.1	51	25	24	26	55
<b>Totals-7 years</b>		<b>27-40</b>	<b>4.43</b>	<b>156</b>	<b>82</b>	<b>3</b>	<b>1</b>	<b>15</b>	<b>540.2</b>	<b>563</b>	<b>332</b>	<b>266</b>	<b>208</b>	<b>414</b>

**Kubenka, Jeffrey (Jeff)**

LHP

73

**Height:** 6-1 **Bats:** Right **Born:** August 24, 1974 in Weimer, TX**Weight:** 191 **Throws:** Left **Residence:** Schulenburg, TX**School:** St. Mary's University, TX (Schulenburg H.S.)**How obtained:** Dodgers' 38th round pick in the June 1996 Free Agent Draft**Signed by:** Bill Barkley

**Notes:** **1997** – Went a combined 8-3 with 25 saves and a 1.63 ERA in 61 outings for Single-A San Bernardino, Double-A San Antonio and Triple-A Albuquerque...recorded saves in four consecutive games from April 15-20 at San Bernardino...was 3-0 with 11 saves after not allowing a run in 16 straight games from April 18-May 17...did not allow a run over his first 10.1 innings at San Antonio...allowed three runs on four hits while walking two and striking out two over 2.0 innings in the Hall of Fame game against San Diego in Cooperstown, NY on Aug. 4...snapped a 21.0 scoreless innings streak after allowing two runs in the ninth inning on Aug. 26 at Calgary but recorded the win after pitching a scoreless 10th inning...ranked second in the California League with 14.3 strikeouts per 9.0 innings, was third with a .179 opponent's batting average and tied for fourth with 19 saves...went 4-2 with a 4.97 ERA and struck out 49 over 38.0 innings for Arizona Fall League Champion Peoria managed by Mike Scioscia...**1996** – Went 5-1 with 14 saves and a 2.51 ERA at Single-A Yakima during his first professional season...his 16.98 strikeouts per 9.0 innings average led short-season minor league pitchers and his .170 opponent's batting average ranked ninth...was the Northwest League's Star of Stars award winner...led the league with 14 saves and was second with 24 games finished.

## PROFESSIONAL RECORD

YEAR	CLUB	W-L	ERA	G	GS	CG	SHO	SV	IP	H	R	ER	BB	SO
1996	Yakima	5-1	2.51	28	0	0	0	14	32.1	20	11	9	10	61
1997	San Bernardino	5-1	0.92	34	0	0	0	19	39.0	24	4	4	11	62
	San Antonio	3-0	0.70	19	0	0	0	4	25.2	10	2	2	6	38
	Albuquerque	0-2	8.59	8	0	0	0	2	7.1	11	9	7	2	10
<b>Totals-2 years</b>		<b>13-4</b>	<b>1.90</b>	<b>89</b>	<b>0</b>	<b>0</b>	<b>0</b>	<b>39</b>	<b>104.1</b>	<b>65</b>	<b>26</b>	<b>22</b>	<b>29</b>	<b>171</b>

**Lilly, Theodore (Ted)**

LHP

76

**Height:** 6-1 **Bats:** Left **Born:** January 4, 1976 in Lameta, CA**Weight:** 177 **Throws:** Left **Residence:** Fresno, CA**School:** Fresno City College (Yosemite H.S.)**How obtained:** Dodgers' 23rd round pick in the June 1996 Free Agent Draft**Signed by:** Joe Ferrone

**Notes:** **1997** – Was named the California League Pitcher of the Year and to the Cal League Postseason All-Star team after going 7-8 with a 2.81 ERA in 23 games (21 starts) at Single-A San Bernardino...also fanned 158 in just 134.2 innings...ranked first in the league in ERA, was second in strikeouts per 9.0 innings (10.7), strikeouts and opponent's batting average (.229)...after missing two weeks because of a back injury, struck out nine and walked two in a no-hitter against Lake Elsinore on May 10...was the first no-hitter thrown in the Cal League in three years...struck out a season-high 13 vs. Lancaster on July 29...earned the win after pitching 8.0 scoreless innings vs. High Desert on July 24, snapping the Stampede's 13-game losing streak...allowed two earned runs or less in five consecutive starts from July 13-Aug. 3...named California League Pitcher of the Week on three occasions in a month's span...**1996** – Went 4-0 with a 0.84 ERA in 13 games (eight) starts for Single-A Yakima during his first professional season...led all short-season minor leaguers in ERA.

## PROFESSIONAL RECORD

YEAR	CLUB	W-L	ERA	G	GS	CG	SHO	SV	IP	H	R	ER	BB	SO
1996	Yakima	4-0	0.84	13	8	0	0	0	53.2	25	9	5	14	75
1997	San Bernardino	7-8	2.81	23	21	2	1	0	134.2	116	52	42	32	158
<b>Totals-2 years</b>		<b>11-8</b>	<b>1.90</b>	<b>36</b>	<b>29</b>	<b>2</b>	<b>1</b>	<b>0</b>	<b>188.1</b>	<b>141</b>	<b>61</b>	<b>47</b>	<b>46</b>	<b>233</b>

**Masaoka, Onan**

LHP

79

**Height:** 6-0 **Bats:** Right **Born:** October 27, 1977 in Hilo, HI**Weight:** 188 **Throws:** Left **Residence:** Hilo, HI**School:** Waiakea H.S.**How obtained:** Dodgers' 3rd round pick in the June 1995 Free Agent Draft**Signed/Recommended by:** Hank Jones/Iron Maehara

**Notes:** **1997** – Went 6-8 with one save and a 3.87 ERA in 28 games (24 starts) at Single-A Vero Beach...tied for fifth in the Florida State League with 132 strikeouts...pitched a two-hit shutout for his first win of the season on May 4 vs. Ft. Myers...threw a one-hitter in the first game of a doubleheader on May 20 at Daytona...fanned a season-high nine batters in a no-decision on July 10 at West Palm Beach...gave up 11 earned runs over 17.2 innings during a three-game losing streak from July 15-26...earned the win for the Dodgers after allowing one run on one hit over 2.0 innings in the Hall of Fame game against San Diego in Cooperstown, NY on Aug. 4...went 1-3 with a 2.66 ERA in nine starts for Hilo in the Hawaiian Winter League...won the Hawaiian Winter Baseball League Public Service Award for promoting the league throughout the community and appearing at numerous schools and children clinics...**1996** – Struck out 13 over 6.2 innings in a 5-3 loss at Charleston, WV on April 17...had 30 strikeouts in first 18.0 innings pitched...**1995** – Finished fifth in the Northwest League with a 13.5 strikeouts per 9.0 innings average...did not allow a hit over 8.2 innings in two consecutive games from Aug. 18-24.

## PROFESSIONAL RECORD

YEAR	CLUB	W-L	ERA	G	GS	CG	SHO	SV	IP	H	R	ER	BB	SO
1995	Yakima	2-4	3.65	15	7	0	0	3	49.1	28	25	20	47	75
1996	Savannah	2-5	4.29	13	13	0	0	0	65.0	55	35	31	35	80
1997	Vero Beach	6-8	3.87	28	24	2	1	1	148.2	113	72	64	55	132
<b>Totals-3 years</b>		<b>10-17</b>	<b>3.94</b>	<b>56</b>	<b>44</b>	<b>2</b>	<b>1</b>	<b>4</b>	<b>263.0</b>	<b>196</b>	<b>132</b>	<b>115</b>	<b>137</b>	<b>287</b>

**Rath, Gary**

LHP

68

**Height:** 6-2 **Bats:** Left **Born:** January 10, 1973 in Gulport, MS**Weight:** 186 **Throws:** Left **Residence:** Long Beach, MS**School:** Mississippi State University (Long Beach H.S.)**How obtained:** Dodgers' 2nd round selection in the June 1994 Free Agent Draft

**Notes:** **1997** – Went 7-11 with a 6.05 ERA in 24 starts at Triple-A Albuquerque...tied for the league lead with 11 losses...was 2-0 with a 2.75 ERA after allowing two earned runs or less in three consecutive starts from May 28-June 7...went 0-6 with a 5.97 ERA for Azucareros in the Dominican Winter League...**1996** – Went 10-11 with a 4.19 ERA in 30 starts at Albuquerque...tied for the league lead with 30 starts and ranked fourth with 125 strikeouts...led all Triple-A pitchers with 180.1 innings...won three consecutive starts from April 25-May 5...fanned a season-high 10 batters on Aug. 12 vs. Tucson...**1995** – Had a combined 16-8 record and 3.35 ERA in 26 starts at Albuquerque and Double-A San Antonio...his 16 wins were the most by a Dodger minor leaguer since Pedro Martinez won 18 in 1991...led the Texas League with a 2.77 ERA and 13 wins...named to the Texas League All-Star team and *Baseball America's* Double-A All-Star team...**1994** – Went 5-6 with a 2.73 ERA in 13 games (11 starts) for Single-A Vero Beach...earned his first professional win on July 14 vs. St. Lucie.

## PROFESSIONAL RECORD

YEAR	CLUB	W-L	ERA	G	GS	CG	SHO	SV	IP	H	R	ER	BB	SO
1994	Vero Beach	5-6	2.73	13	11	0	0	0	62.2	55	26	19	23	50
1995	San Antonio	13-3	2.77	18	18	3	1	0	117.0	96	42	36	48	81
	Albuquerque	3-5	5.08	8	8	0	0	0	39.0	46	31	22	20	23
1996	Albuquerque	10-11	4.19	30	30	1	1	0	180.1	177	97	84	89	125
1997	Albuquerque	7-11	6.05	24	24	0	0	0	132.1	177	107	89	49	100
<b>Totals-4 years</b>		<b>38-36</b>	<b>4.23</b>	<b>93</b>	<b>91</b>	<b>4</b>	<b>2</b>	<b>0</b>	<b>531.1</b>	<b>551</b>	<b>303</b>	<b>250</b>	<b>229</b>	<b>379</b>

**Roberge, John Paul (J.P.)**

OF

81

**Height:** 6-0 **Bats:** Right **Born:** September 12, 1972 in Los Angeles, CA**Weight:** 177 **Throws:** Right **Residence:** Arcadia, CA**School:** University of Southern California (St. Francis H.S.)**How obtained:** Dodgers' 18th selection in the June 1994 Free Agent Draft**Signed by:** Gail Henley

**Notes:** **1997** – Batted .322 with 17 home runs and 105 RBI in 134 games for Double-A Texas League Champion San Antonio...ranked third in the league in RBI, fourth in runs scored (94), tied for fourth in games, fifth in at-bats (516) and hits (166) and 10th in batting...batted .465 (20-for-43) during an 11-game hitting streak from April 6-23...slugged a grand slam on Aug. 9 vs. Wichita...homered in four consecutive games from May 14-18...named Texas League Player of the Month in May with a .355 average, six home runs and 29 RBI...batted .336 with two home runs and 21 RBI in 39 games for Arizona Fall League Champion Peoria coached by Mike Scioscia...**1996** – Had a .456 average (31-for-68) in July...was 4-for-5 on July 25 and 5-for-6 on July 30...**1995** – His 92 runs ranked second on his team and fourth in the California League...hit homers in back-to-back games on April 23 and 24...**1994** – Led Pioneer League first baseman with a .989 fielding percentage.

## PROFESSIONAL RECORD

YEAR	CLUB	AVG.	G	AB	R	H	2B	3B	HR	RBI	BB	SO	SB
1994	Yakima	.375	4	8	1	3	1	0	0	0	0	3	0
	Great Falls	.320	63	256	55	82	17	1	1	42	20	22	24
1995	Vero Beach	.000	3	9	1	0	0	0	0	0	0	2	0
	San Bernardino	.287	116	450	92	129	22	1	17	59	34	62	31
1996	San Bernardino	.364	12	44	8	16	3	1	1	6	3	9	1
	San Antonio	.293	62	232	28	68	14	2	6	27	14	39	9
	Albuquerque	.321	53	156	17	50	6	1	4	17	14	28	3
1997	San Antonio	.322	134	516	94	166	26	4	17	105	39	70	18
<b>Totals-4 years</b>		<b>.308</b>	<b>447</b>	<b>1671</b>	<b>296</b>	<b>514</b>	<b>89</b>	<b>10</b>	<b>46</b>	<b>256</b>	<b>124</b>	<b>235</b>	<b>86</b>

**Scott, Tim**

RHP

38

**Height:** 6-2 **Bats:** Right **Born:** November 16, 1966 in Hanford, CA**Weight:** 205 **Throws:** Right **Residence:** Hanford, CA**School:** Hanford (CA) H.S.**How obtained:** Signed as a free agent on Dec. 17, 1997

**Notes:** **1997** – Had a combined 1-1 record with an 8.14 ERA in 17 games for San Diego and Colorado...started the season with the Padres and went 1-1 with a 7.85 ERA in 14 relief outings...claimed off waivers by the Rockies on May 28...went 0-0 with a 1.23 ERA in 12 relief outings for Triple-A Colorado Springs until being promoted to Colorado, where he went 0-0 with a 10.13 ERA in three outings...**1996** – Went a combined 5-7 with a 4.64 ERA in a career-high 66 appearances...snapped his career best seven-game winning streak dating back to May 29, 1994 with a loss vs. San Diego on May 28...acquired by the Giants with pitcher Kirk Reuter in a trade with the Expos on June 23 for pitcher Mark Leiter...**1995** – Led the Expos' staff with 62 relief appearances...stranded 92 percent of the runners he inherited (45 of 49)...limited right-handed batters to a .215 average and lefties to a .230 batting average...went 55.0 innings without surrendering a home run until Kevin Roberson went deep off him on April 30...hit the first batter he faced in four consecutive games from July 1-5...**1994** – Pitched a career-high 4.0 innings to earn his only save of the season on July 19 vs. San Diego...held left-handed batters to a .179 batting average...**1993** – Split his first full major league season between San Diego and Montreal...was 2-0 with a 2.39 ERA in 24 outings with the Padres until being traded to Montreal on June 23 for infielder Archi Cianfrocco...tied for fifth among N.L. relievers with a career-high seven wins...notched his first major league save by pitching the final 2.1 innings in the Expos' 6-1 win on Sept. 8 vs. Colorado...**1992** – Enjoyed a pair of stints with San Diego, appearing in 34 games...opened the season at Triple-A Las Vegas and went 0-1 with seven saves and a 1.93 ERA in 11 games until his contract was purchased by the Padres on May 6...earned his first major league win after throwing 1.0 scoreless inning on May 26 vs. Pittsburgh...optioned back to Las Vegas on June 2 and was recalled for the remainder of

the season on July 15...finished fifth in the Pacific Coast League with 15 saves...earned a save in eight of 13 appearances between June 2 and July 14...won his last four decisions of the season...**1991** – Made his major league debut on June 25 at Cincinnati when he pitched 0.2 scoreless inning in an 8-2 loss...**1990** – In his seventh and final season in the Dodger minor league organization, struck out 52 and walked 14 in 47.0 innings at Double-A San Antonio...finished the season at Triple-A Albuquerque, where he went 2-1 with a 4.20 ERA...**1989** – Earned four saves and went 4-2 with a 3.71 ERA in his first full season as a reliever...**1988** – Had "Tommy John" surgery on his right elbow in June, limiting him to nine appearances (seven starts) at Single-A Bakersfield.

## PROFESSIONAL RECORD

YEAR	CLUB	W-L	ERA	G	GS	CG	SHO	SV	IP	H	R	ER	BB	SO
1984	Great Falls	5-4	4.38	13	13	3	2	0	78.0	90	58	38	38	44
1985	Bakersfield	3-4	5.80	12	10	2	0	0	63.2	84	46	41	28	31
1986	Vero Beach	5-4	3.40	20	13	3	1	0	95.1	113	44	36	34	37
1987	Bakersfield	2-3	4.45	7	5	1	0	0	32.1	33	19	16	10	29
	San Antonio	0-1	16.88	2	2	0	0	0	5.1	14	10	10	2	6
1988	Bakersfield	4-8	3.64	36	2	0	0	7	64.1	52	34	26	26	59
1989	San Antonio	4-2	3.71	48	0	0	0	4	68.0	71	30	28	36	64
1990	San Antonio	3-3	2.85	30	0	0	0	7	47.0	35	17	15	14	52
	Albuquerque	2-1	4.20	17	0	0	0	3	15.0	14	9	7	14	15
1991	Las Vegas	8-8	5.19	41	11	0	0	0	111.0	133	78	64	39	74
	SAN DIEGO	0-0	9.00	2	0	0	0	0	1.0	2	2	1	0	1
1992	Las Vegas	1-2	2.25	24	0	0	0	15	28.0	20	8	7	8	28
	SAN DIEGO	4-1	5.26	34	0	0	0	0	37.2	39	24	22	21	30
1993	SAN DIEGO	2-0	2.39	24	0	0	0	0	37.2	38	13	10	16	30
	MONTREAL	5-2	3.71	32	0	0	0	1	34.0	31	15	14	19	35
1994	MONTREAL	5-2	2.70	40	0	0	0	1	53.1	51	17	16	18	37
1995	MONTREAL	2-0	3.98	62	0	0	0	2	63.1	52	30	28	23	57
1996	MONTREAL	3-5	3.11	45	0	0	0	1	46.1	41	18	16	21	37
	SAN FRANCISCO	3-5	3.11	45	0	0	0	1	46.1	41	18	16	21	37
1997	SAN DIEGO	1-1	7.85	14	0	0	0	0	18.1	25	17	16	5	14
	Colorado Springs	0-0	1.23	12	0	0	0	3	14.2	7	2	2	3	18
	COLORADO	0-0	10.13	3	0	0	0	0	2.2	5	3	3	2	2
<b>ML Totals-7 years</b>		<b>24-13</b>	<b>4.13</b>	<b>276</b>	<b>0</b>	<b>0</b>	<b>0</b>	<b>5</b>	<b>314.0</b>	<b>308</b>	<b>157</b>	<b>144</b>	<b>133</b>	<b>253</b>

## Steed, David Shane

C

70

Height: 6-1 Bats: Right Born: 2/25/73 in Villa Rica, GA

Weight: 215 Throws: Right Residence: Starksville, MS

School: Meridian CC, MS (Starkville H.S.)

How obtained: Dodgers 15th round pick (14th selection) in the June 1993 Free Agent Draft

Notes: **1997** – Batted .350 with seven home runs and 23 RBI in 30 games for Adelaide in the Australian Winter Baseball League...**1993** – Led Pioneer League catchers with a .994 fielding percentage.

## PROFESSIONAL RECORD

YEAR	CLUB	AVG.	G	AB	R	H	2B	3B	HR	RBI	BB	SO	SB
1993	Great Falls	.200	42	120	13	24	4	2	0	16	27	28	1
1994	Yakima	.252	48	147	21	37	5	2	5	24	28	43	1
1995	Vero Beach	.251	59	195	11	49	16	0	0	24	18	53	0
	San Antonio	.252	40	123	13	31	10	1	3	16	11	32	0
1996	San Bernardino	.299	28	87	11	26	6	0	1	13	14	19	2
	Vero Beach	.288	23	73	6	21	3	0	1	10	6	15	1
	San Antonio	.118	7	17	0	2	1	0	0	2	1	6	0
1997	Albuquerque	.213	25	47	8	10	4	0	1	4	4	19	0
<b>Totals-5 years</b>		<b>.247</b>	<b>272</b>	<b>809</b>	<b>83</b>	<b>200</b>	<b>49</b>	<b>5</b>	<b>11</b>	<b>109</b>	<b>109</b>	<b>215</b>	<b>5</b>

**Weaver, Eric****RHP****65****Height:** 6-5 **Bats:** Right **Born:** 8/4/73 in Springfield, IL**Weight:** 230 **Throws:** Right **Residence:** Springfield, IL**School:** Illiopolis H.S. (IL)**How obtained:** Signed as a free agent on July 22, 1991

**Notes:** **1997** – Went a combined 7-5 with a 4.87 ERA in 34 games (21 starts) for Triple-A Albuquerque and Double-A San Antonio...**1996** – Split the season between San Antonio and Albuquerque...was second among Texas League pitchers with a .234 opponent's batting average and fifth with a 3.30 ERA...named to the Texas League All-Star team...threw a shutout against El Paso on June 5 and then tossed 8.0 scoreless innings in a 5-0 win against Wichita six nights later to earn Texas League Pitcher of the Week honors...won three consecutive starts from April 11-23 and five straight from May 31-June 22...was 7-0 with a 2.48 ERA in eight starts prior to his promotion to Albuquerque...**1995** – Spent the year at San Antonio and was 8-11 with a 4.07 ERA...tied for the team lead in starts (26) and led the club in strikeouts (105) and walks (72)...pitched for Sun Cities in the Arizona Fall League, where he was 3-1 with a 2.17 ERA in 19 relief appearances and one start...**1994** – Injuries limited him to seven starts at Single-A Vero Beach...was 1-3 with a 6.75 ERA...**1993** – Pitched in a career-high 157.2 innings for Single-A Bakersfield and was 6-11...tied for the Dodger minor league high in starts (27) and finished third with 110 strikeouts...**1992** – Tossed a no-hitter on July 27 at Fort Lauderdale.

**PROFESSIONAL RECORD**

YEAR	CLUB	W-L	ERA	G	GS	CG	SHO	SV	IP	H	R	ER	BB	SO
1992	Vero Beach	4-11	4.12	19	18	1	0	0	89.2	73	52	41	57	73
1993	Bakersfield	6-11	4.28	28	27	0	0	0	157.2	135	89	75	118	110
1994	Vero Beach	1-3	6.75	7	7	0	0	0	24.0	28	20	18	9	22
1995	San Antonio	8-11	4.07	27	26	1	0	0	141.2	147	83	64	72	105
1996	San Antonio	10-5	3.30	18	18	1	1	0	122.2	106	51	45	44	69
	Albuquerque	1-4	5.40	13	8	0	0	0	46.2	63	39	28	22	38
1997	Albuquerque	0-3	6.42	21	8	0	0	0	68.2	101	53	49	38	54
	San Antonio	7-2	3.61	13	13	2	1	0	84.2	80	43	34	38	60
<b>Totals-6 years</b>		<b>37-51</b>	<b>4.33</b>	<b>146</b>	<b>125</b>	<b>5</b>	<b>2</b>	<b>0</b>	<b>735.1</b>	<b>733</b>	<b>430</b>	<b>354</b>	<b>398</b>	<b>531</b>

**SCULLY AND THE HALL OF FAME**

Dodger broadcaster Vin Scully, "the Voice of the Dodgers" since 1950, was inducted into the American Sportscasters Hall of Fame in 1992, joining his former partner Red Barber. Scully is one of just 19 broadcasters to have been honored with this monumental tribute:

Mel Allen	Howard Cosell	Chick Hearn	<b>Vin Scully</b>
<b>Red Barber</b>	Don Dunphy	Ted Husing	Bill Stern
Jack Brickhouse	Marty Glickman	Keith Jackson	Jim McKay
Jack Buck	Curt Gowdy	Clem McCarthy	Graham McNamee
Harry Caray	Ernie Harwell	Linsey Nelson	

**THE FIRST, FIRST PITCHES**

The Dodgers had their first-ever home opener in Los Angeles on April 18, 1958 at the sold-out Los Angeles Memorial Coliseum. Los Angeles mayor Norris Poulson threw out the first pitch before Carl Erskine and the Dodgers defeated the San Francisco Giants, 6-5. Dodger Stadium opened on April 10, 1962, and Kay O'Malley, wife of the late Walter O'Malley, threw out the first pitch before the Dodgers and Johnny Podres lost to the Cincinnati Reds, 6-3.



*(From top) Minor leaguers at Dodgertown; 1997 Minor League Player of the Year Paul Konerko; San Bernardino second baseman Mike Metcalfe; Fred Claire and 1997 No. 1 draft pick Glenn Davis; San Antonio wins 1997 Texas League Championship.*



# Player Development

## LOS ANGELES DODGERS ORGANIZATION MINOR LEAGUE DIRECTORY

### Minor League Department

Los Angeles Dodgers, Inc.  
1000 Elysian Park Avenue ■ Los Angeles, CA 90012-1199  
(213) 224-1431 ■ (213) 224-1359 Fax

**Vice President, Minor League Operations:** Charlie Blaney

**Administrator:** Luchy Guerra

**Secretary:** Tana Bertaux

**Data Entry:** John Heskett

**Field Coordinator:** Glenn Hoffman

**Assistant Field Coordinator:** Joe Vavra

**Pitching Coordinator:** Guy Conti

**Hitting Coordinator:** Tom Beyers

**Infield Instructor:** Chico Fernandez

**Outfield/Bunting Instructor:** Dick McLaughlin

**Catching Coordinator:** Del Crandall

**Physical Therapist:** Kevin Tollefson

	Albuquerque	San Antonio	Vero Beach
<b>Manager</b>	Glenn Hoffman	Ron Roenicke	John Shoemaker
<b>Pitching Coach</b>	Claude Osteen	Edwin Correa	Gorman Heim Mueller
<b>Coach</b>	Jon Debus	Lance Parrish	John Shelby
<b>Trainer</b>	Matt Wilson	Jim Cranmer	Rob Giesecke

	San Bernardino	Yakima	Great Falls
<b>Manager</b>	Mickey Hatcher	Tony Harris	Dino Ebel
<b>Pitching Coach</b>	Charlie Hough	Mark Brewer	Max Leon
<b>Coach</b>	Monte Marshall	Mitch Webster	Tom Thomas
<b>Trainer</b>	Jason Mahnke	Beau Clay	Homer Zulaica

	Santo Domingo	La Romana
<b>Manager</b>	Antonio Bautista	Jose Salado
<b>Pitching Coach</b>	Eleodoro Arias	Luis Barreiro
<b>Coach</b>	Algonza Read	Pedro Mega
<b>Trainer</b>	CheChe Arias	Jose Gomez

### SCOUTING DEPARTMENT

**Director of Scouting:** Terry Reynolds

**Secretary:** Dianne Mesa

**Major League Scouts:** Eddie Bane, Gary Sutherland, Tim Thompson and John Van Ornum

**National Crosscheckers:** Gib Bodet, Bill Singer

**Regional Supervisors:** John Barr, Mike Brito, John Keenan, Marty Maier, Camilo Pascual, Pablo Peguero and Jim Stoeckel.

Julio Alcala	Maximo Gross	Teodoro Mata
Bill Barkley	Bob Hale	Ed Mathes
Rick Birmingham	Mike Hankins	Alberto Osorio
Flores Bolivar	Dennis Haren	Claude Pelletier
Brian Cakebread	Art Harris	Ramon Perez
Jim Chapman	Eduardo Holman	Tony Petek
Dominick Christy	Julio Imbert	Bill Pleis
Bob Darwin	Hank Jones	Willie Powell
Juan Davalillo	Lon Joyce	Silvano Quezada
Felix Feliz	Gene Kerns	Eddie Fajardo Rodriguez
Joe Ferrone	John Kosciak	Ross Sapp
Jim Garland	Mike Leuzinger	Mark Sheehy
George Genovese	Carl Loewenstine	Tom Thomas
Rafael Gonzalez	Dale McReynolds	Glen Van Proyen
Carl Greene	Alexander Mata	Karel Williams

### DODGERS' 1997 MINOR LEAGUE RECAP

The Dodgers' minor league system had another successful season as six of their 10 affiliates qualified for postseason play and Double-A San Antonio and Rookie La Romana won league championships.

The Dodgers' 10 affiliates combined for a 548-492 record (.527), marking the 21st straight season at least one Dodger minor league team qualified for the playoffs. San Antonio's Texas League Championship was the Missions first league title in their 21-year affiliation with the Dodgers. La Romana defeated Santo Domingo, the Dodgers other affiliate in the Dominican Republic, for the Dominican Summer League Championship. It was the first time that one organization had two minor league teams compete for the league title.

Albuquerque infielder Paul Konerko was named Minor League Player of the Year by *Baseball America*, *Baseball Weekly*, Topps and Howe Sportsdata after winning Pacific Coast League MVP honors. Konerko was the Dodgers' Minor League Player of the Year for the second consecutive season after batting .323 with 37 home runs, 127 RBI and a .621 slugging percentage.

Lefthander Dennis Reyes was the Dodgers' Minor League Pitcher of the Year after finishing a combined 14-4 at San Antonio and Albuquerque.

The Dodgers had 13 minor league players named to league All-Star teams and Ron Roenicke was named Texas League Manager of the Year. Adrian Beltre (.317, 26 HR, 104 RBI) was named Florida State League MVP and Ted Lilly (7-8, 2.81 ERA) was selected as the California League Pitcher of the Year.

### 1997 FINAL DODGER MINOR LEAGUE STANDINGS

Team		1st Half	2nd Half	Overall	Winning Pct.
Albuquerque	(AAA)	33-36 (3rd)	29-43 (5th)	62-79	.440
San Antonio	(AA)**	44-23 (1st)	40-32 (1st)	84-55	.604
Vero Beach	(A)*	38-31 (1st)	32-36 (4th)	70-67	.511
San Bernardino	(A)*	40-30 (1st)	28-42 (T-4th)	68-72	.486
Savannah	(A)	30-41 (4th)	33-36 (3rd)	63-77	.450
Yakima	(A)	—	23-53 (4th)	23-53	.303
Great Falls	(R)*	21-15 (1st)	19-17 (3rd)	40-32	.556
Santo Domingo	(R)*	—	50-18 (1st)	50-18	.735
La Romana	(R)**	—	58-12 (1st)	58-12	.829
San Joaquin	(R)	—	30-27 (2nd)	30-27	.526
<b>Totals:</b>		<b>206-176</b>	<b>342-316</b>	<b>548-492</b>	<b>.527</b>

\*Qualified for League Playoffs.

\*\*Won League Championship.

### MINOR LEAGUE ALL-STARS/TOP PROSPECTS

#### Postseason All-Star Teams

**Pacific Coast League (AAA):** Paul Konerko (INF).

**Texas League (AA):** Kevin Gibbs (OF), Paul LoDuca (C), J.P. Roberge (INF/OF), Ron Roenicke (MGR)\*

**Florida State League (A):** Adrian Beltre (INF), Dan Ricabal (RHP)

**California League (A):** Ted Lilly (LHP),\*\* Mike Metcalfe (INF)

**Northwest League (A):** Nick Leach (INF)

**Pioneer League (R):** Luke Allen (INF), Craig Tacy (LHP)

**Dominican Summer League (R):** Legilio Raylinoe (C), Randey Dorame (LHP)

\*Manager of the Year \*\*Pitcher of the Year

#### Baseball America All-Star Teams

**Triple-A:** Paul Konerko (3B)

**Single-A:** Adrian Beltre (3B)

**Short-Season:** Luke Allen (3B)

#### Baseball America Top 10 Prospects

**Pacific Coast League:** No. 1 Paul Konerko (INF)

**Texas League:** No. 4 Dennis Reyes (LHP), No. 10 Kevin Gibbs (OF)

**Florida State League:** No. 1 Adrian Beltre (INF)

**California League:** No. 6 Ted Lilly (LHP)

**Northwest League:** No. 5 Nick Leach (INF)

**Pioneer League:** No. 6 Luke Allen (INF), No. 9 Rich Moreta (OF)

**ALBUQUERQUE DUKES**

Working Agreement ■ Pacific Coast League (AAA) ■ Albuquerque Sport Stadium (10,510)

Albuquerque Professional Baseball, Inc.  
 1601 Stadium Blvd. SE  
 Albuquerque, NM 87106  
 (505) 243-1791  
 (505) 842-0561 FAX

**President, General Manager:** Pat McKernan  
**Field Manager:** Glenn Hoffman  
**Coaches:** Claude Osteen and Jon Debus

Albuquerque finished with a 62-79 record after first-year manager **Glenn Hoffman** saw 49 different players see action due to injuries and promotions to the major league club. However, the Dukes clubbed a league-high 182 home runs as six players reached double figures in homers. League MVP **Paul Konerko** led the team with 37 home runs, the most by a Dodger minor leaguer since **Billy Ashley** hit 37 in 1994, and 127 RBI, the most by a Dodger minor leaguer since **Kelly Snider** drove in 139 in 1977. Dodger Minor League Pitcher of the Year **Dennis Reyes**, who also saw time at San Antonio, went 6-3 for the Dukes, while **David Pyc** and **Jody Treadwell** finished with 12 and 10 wins, respectively. **Mike Harkey** was 2-2 with a team-leading 15 saves.



**Glenn Hoffman**  
*(Minor league managerial record, 219-261)*

- Led Albuquerque to a 62-79 record in his first season as manager...was forced to play 49 different players due to injuries and promotions.
- Managed Double-A San Antonio to a 58-76 record in 1993.
- Led Single-A Vero Beach to a 53-82 record in 1992.
- Piloted Rookie Great Falls to the Pioneer League Championship with a 46-24 record in 1991.
- Was a minor league coach with the Dodgers in 1990.
- Played nine major league seasons as an infielder with Boston (1980-87), Los Angeles (1987) and California (1989)...ended his career with a .242 batting average...was named to the *Sporting News* All-Rookie team as a third baseman in 1980.

**1998 ALBUQUERQUE DUKES SCHEDULE**

Home Date	Opponent	Away Date	Opponent
April 7-10	New Orleans	April 16-19	Nashville
April 11-14	Oklahoma City	April 21-24	Memphis
April 25-28	Fresno	May 5-8	Tacoma
April 30-May 3	Omaha	May 9-12	Vancouver
May 13-16	Memphis	May 22-25	Fresno
May 17-20	Edmonton	June 9-12	Colorado Springs
May 26-29	Tucson	June 13-16	Edmonton
May 30-June 2	Colorado Springs	June 18-21	Calgary
June 4-7	Vancouver	June 26-29	Omaha
June 22-25	Iowa	June 30-July 3	Oklahoma City
July 4, 5 (DH), 6	Tacoma		
<b>End First Half</b>			
July 13-16	Colorado Springs	July 9-12	Iowa
July 17-20	Nashville	July 21-24	Salt Lake City
July 29-Aug. 1	Calgary	July 25-28	Las Vegas
Aug. 2-5	Las Vegas	Aug. 6-9	Omaha
Aug. 19-22	Iowa	Aug. 11-14	Colorado Springs
Aug. 31-Sept. 3	Salt Lake City	Aug. 15-18	Tucson
Sept. 4-7	Omaha	Aug. 23-26	New Orleans
		Aug. 27-30	Iowa

**SAN ANTONIO MISSIONS**

Working Agreement ■ Texas League (AA) ■ Nelson Wolff Municipal Stadium (8,300)

San Antonio Baseball, Inc.  
 5757 Highway 90 West at Callaghan  
 San Antonio, TX 78227  
 (210) 675-7275  
 (210) 670-0001 FAX

**President:** Burl Yarbrough  
**General Manager:** David Oldham  
**Field Manager:** Ron Roenicke  
**Coaches:** Edwin Correa and Lance Parrish

San Antonio defeated Shreveport, 4-3, in the Texas League Championship Series to win the first league title in its 21-year affiliation with the Dodgers and first Texas League crown for San Antonio since 1964. Manager **Ron Roenicke** won league Manager of the Year honors after leading the Missions to a 84-55 record and capturing the first and second half titles. Texas League All-Stars **Kevin Gibbs** (.335), **Paul LoDuca** (.327) and **J.P. Roberge** (.322) all ranked among the league's batting leaders. Gibbs also led all Dodger minor leaguers in batting and Roberge topped all farmhands with 166 hits. Righthander **Ignacio Flores** went 10-7 with a 3.25 ERA to lead a staff that led the league in ERA. Relief pitcher **Joe Lagarde** was 4-4 with 17 saves and a 3.26 ERA. **Dennis Reyes** went 8-1 with a 3.02 ERA before his promotion to Albuquerque.

**Ron Roenicke**

(Minor league managerial record, 202-147)

- Named Texas League Manager of the Year after leading the Missions to the league championship with an 84-55 record in his first season at San Antonio.
- Was a hitting instructor at Albuquerque in 1996 after spending two seasons as a manager in the Dodgers' system at Great Falls (1994) and San Bernardino (1995).
- Named California League Manager of the Year in 1995 after leading San Bernardino to the league title with an 84-54 record.
- Led Great Falls to a third place finish with a 34-38 record during his first season as a minor league manager in 1994.
- Was part of the Dodgers' major league coaching staff from 1992-93.
- Played parts of eight major league seasons with Los Angeles, Seattle, San Diego, San Francisco, Philadelphia and Cincinnati.
- Selected by the Dodgers in the first round of the secondary phase of the June 1977 Free Agent Draft.

**1998 SAN ANTONIO MISSIONS SCHEDULE**

Home Date	Opponent	Away Date	Opponent
April 7-11	Wichita	April 2-6	El Paso
April 13-17	El Paso	April 18-22	Midland
April 28-May 2	Midland	April 23-27	Wichita
May 15-19	Shreveport	May 4-8	Shreveport
May 20-24	Tulsa	May 9-13	Tulsa
June 1-6	Wichita	May 26-31	Midland
June 7-12	El Paso		
		<b>End First Half</b>	
June 26-July 1	Midland	June 13-18	Wichita
July 15-20	Jackson	July 19-24	El Paso
July 22-27	Arkansas	July 2-7	Jackson
Aug. 4-8	Wichita	July 9-11 (DH), 13-14	Arkansas
Aug. 10-14	Midland	July 30-Aug. 3	El Paso
Aug. 25-29	El Paso	Aug. 15-19	Wichita
		Aug. 20-24	Midland

**VERO BEACH DODGERS**

Ownership ■ Florida State League (A) ■ Holman Stadium (6,500)

Vero Beach Baseball Club  
 Dodgertown, P.O. Box 2887  
 Vero Beach, FL 32961  
 (561) 569-4900  
 (561) 567-0819 FAX

**General Manager:** Grant Griesser  
**Field Manager:** John Shoemaker  
**Coaches:** Gorman Heim Mueller and John Shelby

Vero Beach lost to St. Petersburg, 2-3, in the Florida State League Championship Series after finishing the season with a 70-67 record and winning the first-half league title. The Dodgers led the league with 728 runs and 245 stolen bases. Florida State League MVP **Adrian Beltre** led the league with 26 homers and hit .317 with 104 RBI and a .561 slugging percentage. **Eric Stuckenschneider** led the league in runs (100), walks (101) and on-base percentage (.421), becoming the first Dodger minor leaguer to record 100 or more walks and runs in consecutive seasons. The pitching staff, which led the league with 1,064 strikeouts, was led by **Miguel Garcia** (10-3, 3.73 ERA). **Onan Masaoka** (6-8, 3.87 ERA) led the club with 132 strikeouts and reliever **Dan Ricabal** set a Dodger minor league record with 75 appearances and led all Dodger minor leaguers with 28 saves.



**John Shoemaker**  
*(Career managerial record,  
 560-603)*

- Begins his 11th season as a manager in the Dodgers' farm system...managed Vero Beach (1997-present and 1987-88), Savannah (1996), Great Falls (1995), Yakima (1993), St. Lucie (1992), San Antonio (1989-91).
- Led Vero Beach to a first-half title and 70-67 record before losing to St. Petersburg in the FSL Championship Series in 1997.
- Led Savannah to the South Atlantic League title after finishing the regular season in second place with a 72-69 record in 1996.
- Played four seasons in the Dodgers' farm system after being selected with the 35th pick in the June 1977 Free Agent Draft.
- Graduated from Miami (Ohio) University, where he lettered in baseball and basketball. Was the Chicago Bulls' sixth-round selection in the 1978 NBA Draft.

**1998 VERO BEACH DODGERS SCHEDULE**

Home Date	Opponent	Away Date	Opponent
April 9	Brevard County	April 8	Brevard County
April 10	Kissimmee	April 11	Kissimmee
April 18-19	St. Lucie	April 13-15	Daytona
April 25	Brevard County	April 16-17	St. Lucie
April 26-27	Kissimmee	April 20-21	Kissimmee
April 29-May 2	Dunedin	April 23-24	Brevard County
May 11-14	Clearwater	May 3-6	Lakeland
May 15, 17	Jupiter	May 7-10	Sarasota
May 21-24	Tampa	May 16, 18-20	Jupiter
May 25-28	Daytona	May 29-30	St. Lucie
June 1-4	St. Petersburg	June 8	Kissimmee
June 5-6	Jupiter	June 11-14	Ft. Myers
June 7	Kissimmee	June 15-18	Charlotte
June 9-10	St. Lucie		
		<b>End First Half</b>	
June 22-23	St. Lucie	June 24-25	St. Lucie
June 26-29	Lakeland	June 30-July 1	Brevard County
July 3	Kissimmee	July 2-6	Kissimmee
July 4-5	Daytona	July 13-16	Clearwater
July 8	Jupiter	July 17-20	St. Petersburg
July 9-12	Charlotte	July 27-30	Dunedin
July 22-25	Sarasota	Aug. 3-4	Jupiter
July 31-Aug. 1	Brevard County	Aug. 7-10	Tampa
Aug. 5-6	Jupiter	Aug. 11-12, 14-15	Daytona
Aug. 13	Kissimmee	Aug. 16	Brevard County
Aug. 17-20	Ft. Myers	Aug. 21-22	St. Lucie
Aug. 25	Brevard County	Aug. 24	Brevard County
Aug. 26-27	St. Lucie	Aug. 28-29	Jupiter
Aug. 31	Jupiter	Sept. 5	Brevard County
Sept. 1, 4	Brevard County		
Sept. 2-3	Kissimmee		

**SAN BERNARDINO STAMPEDE**

Working Agreement ■ California League (A) ■ San Bernardino Stadium, "The Ranch" (5,000)

San Bernardino Stampede  
280 South E Street  
San Bernardino, CA 92401  
(909) 888-9922  
(909) 888-5251 FAX

**President:** David G. Elmore  
**General Manager:** Jason Watson  
**Field Manager:** Mickey Hatcher  
**Coaches:** Charlie Hough and Monte Marshall

San Bernardino lost to High Desert, 0-3, in the California League Championship Series after defeating Visalia and Rancho Cucamonga in the first two rounds of the playoffs. The Stampede finished the regular season with a 68-72 record and won the first-half title in the Freeway Division to qualify for the playoffs. Lefthander **Ted Lilly** was named California League Pitcher of the Year after compiling a 7-8 record and a league-leading 2.81 ERA. Lefthander **J.J. Pearsall's** 14 wins tied for the league lead while **Jeff Williams** finished with 10 wins and a 3.10 ERA that ranked fifth in the league. Second baseman **Mike Metcalfe** batted .283 and led all Dodger minor leaguers with 67 stolen bases. Outfielder **Rolo Avila** swiped 52 bases and batted .290. Third baseman **Cliff Anderson** led the club with 21 home runs, 79 RBI and 40 doubles.

**Mickey Hatcher**

(Career managerial record,  
73-71)

- Begins his third season as a manager in the Dodgers' minor league system and first at San Bernardino.
- Led Great Falls to the Pioneer League finals after finishing the season with a 40-32 record and winning the first-half title in his second season as manager in 1997.
- Led Great Falls to a 33-39 record and a fourth place finish in his first season as manager in 1996... was a coach at Great Falls in 1995.
- Was a major league coach with the Texas Rangers from 1993-94.
- Compiled a .280 career average in 11 major league seasons with Los Angeles and Minnesota...ranks seventh on L.A.'s all-time pinch-hits list with 38.

**1998 SAN BERNARDINO STAMPEDE SCHEDULE**

Home Date	Opponent	Away Date	Opponent
April 6-8	Bakersfield	April 2-5	Lake Elsinore
April 9-11	Lake Elsinore	April 12-14	High Desert
April 18-20	Rancho Cucamonga	April 15-17	Bakersfield
April 22-24	Stockton	April 25-27	San Jose
May 4-6	Lancaster	April 28-30	Visalia
May 7-10	Visalia	May 1-3	Modesto
May 12-14	Modesto	May 15-17	Stockton
May 21-24	High Desert	May 19-20, 25	High Desert
May 29-31	San Jose	May 26-28	Lancaster
June 1-3	Rancho Cucamonga	June 4-7	Rancho Cucamonga
June 9-11	Lake Elsinore	June 12-14	Visalia
<b>End First Half</b>			
June 18-20	Stockton	June 21-23	Rancho Cucamonga
June 27-29	Modesto	June 24-26	Lake Elsinore
July 1-3	High Desert	July 4-6	Lake Elsinore
July 7-9	High Desert	July 10-12	Modesto
July 16-19	Rancho Cucamonga	July 13-15	Rancho Cucamonga
July 21-23	Bakersfield	July 24-27	High Desert
July 28-30	Visalia	July 31-Aug. 2	Stockton
Aug. 6-9	Lake Elsinore	Aug. 3-5	San Jose
Aug. 11-13	San Jose	Aug. 14-16	Bakersfield
Aug. 25-27	Lancaster	Aug. 17-19	Lancaster
Aug. 28-30	Visalia	Aug. 20-23	Visalia

**YAKIMA BEARS**

Working Agreement ■ Northwest League (A) ■ Yakima County Stadium (3,400)

Yakima Bears Baseball Club  
 P.O. Box 483  
 Yakima, WA 98907  
 (509) 457-5151  
 (509) 457-9909 FAX

**President:** Dave Connell  
**General Manager:** Bob Romero  
**Field Manager:** Tony Harris  
**Coach:** Mitch Webster and Mark Brewer

Yakima struggled to a fourth place finish with a 23-53 record in 1997. First baseman **Nick Leach** batted .313 with seven home runs and 47 RBI and was selected to the Northwest League All-Star team. Infielders **Rich Saitta** (.311) and **Brian Zaun** (.312) were the only other Bears to bat over .300. Righthander **Adrian Burnside** led the Bears in wins (6-3) and posted a 4.93 ERA in 15 games and 13 starts while also striking out 66 in 65.2 innings.



**Tony Harris**  
*(No previous managerial record)*

- Begins his first season as a manager in the Dodgers' minor league system.
- Coached at Yakima from 1993-94 before spending the last three seasons as the catching and hitting coach at Vero Beach from 1995-97.
- Is a native of South Australia.

**1998 YAKIMA BEARS SCHEDULE**

Home Date	Opponent	Away Date	Opponent
June 19-21	Boise	June 16-18	Everett
June 27-July 1	Portland	June 22-26	Salem
July 5-7	Everett	July 2-4	Boise
July 14-18	Salem/Keizer	July 8-12	Portland
July 22-26	Eugene	July 19-21	Boise
Aug. 2-4	Boise	July 28-Aug. 1	S. Oregon
Aug. 8-10	Spokane	Aug. 5-7	Spokane
Aug. 14-18	S. Oregon	Aug. 11-13	Everett
Aug. 25-27	Spokane	Aug. 20-24	Eugene
Aug. 31-Sept. 2	Everett	Aug. 28-30	Spokane

**LITTLE LEAGUE AROUND THE WORLD**

The Dodgers built a Little League baseball field with a grandstand in Tianjin, China in 1986 and a Little League field in Managua, Nicaragua in 1992 and are also in the process of developing a Little League and adult baseball field in Dublin, Ireland.

**GREAT FALLS DODGERS**

Working Agreement ■ Pioneer League (R) ■ Legion Park (4,000)

Great Falls Baseball Club  
 P.O. Box 1621  
 Great Falls, MT 59403  
 (406) 452-5311  
 (406) 454-0811 FAX

**General Manager:** Jim Keough  
**Field Manager:** Dino Ebel  
**Coaches:** Max Leon and Tom Thomas

Great Falls lost to Billings in the Pioneer League Championship Series, 1-2, after sweeping Lethbridge in the first round of the playoffs. The Dodgers finished the regular season with the league's best record at 40-32 and won the first-half title. **Luke Allen** led the club with a .345 batting average, seven home runs and 40 RBI. Outfielder **Ramon Moreta** batted .336 and led the league with 29 stolen bases. Righthander **C.D. Stover** won seven games, lefthander **Pete Zamora** struck out 73 batters in 69.2 innings and lefthander **Nate Reyes** saved eight games. Great Falls led the league with a 3.77 ERA.

**Dino Ebel**

*(Career managerial record,  
 18-21)*

- Begins his first full season as a Dodger minor league manager...managed San Bernardino to an 18-21 record after replacing Del Crandall for the remainder of the 1997 season.
- Spent the last three seasons as a player/coach for San Bernardino from 1995-97.
- Has been in the Dodger minor league system since 1988...batted .280 at Single-A Bakersfield in 1993.
- Played for Florida State League Champions Vero Beach in 1989 and 1990.
- Raised in Barstow, CA and attended Florida Southern University.

**1998 GREAT FALLS DODGERS SCHEDULE**

Home Date	Opponent	Away Date	Opponent
June 16-19	Medicine Hat	June 20-23	Helena
June 24-26	Lethbridge	June 29-30	Lethbridge
June 27-28	Helena	July 1-3	Medicine Hat
July 4-6	Helena	July 8-11	Butte
July 16-19	Ogden	July 12-15	Billings
July 21-24	Idaho Falls		
<b>End First Half</b>			
July 25-26	Helena	July 28-30	Helena
Aug. 4-7	Billings	July 31 – Aug. 3	Ogden
Aug. 8-11	Butte	Aug. 13-16	Idaho Falls
Aug. 17-19	Lethbridge	Aug. 20	Lethbridge
Aug. 21-22	Medicine Hat	Aug. 23-25	Medicine Hat
Aug. 30 – Sept. 1	Medicine Hat	Aug. 26-29	Lethbridge
		Sept. 2-3	Lethbridge

### SANTO DOMINGO DODGERS

Ownership ■ Dominican Summer League (R) ■ Campo Las Palmas

Campo Las Palmas  
Carretera de Guerra  
KM 23 1/2  
Santo Domingo, Dominican Republic  
(809) 687-8350 / 8486 (809) 526-5461 FAX

**Vice President:** Ralph Avila  
**General Manager:** Pablo Peguero  
**Field Manager:** Antonio Bautista  
**Coaches:** Eleodoro Arias and Algonza Read

Santo Domingo lost to the Dodgers' La Romana club in the Dominican Summer League Championship Series, marking the first time one organization had two affiliates compete for a league title. The Dodgers' 50-18 record also was the second-best mark in the league behind La Romana at 58-12. Santo Domingo finished with a .301 team batting average after 10 players batted over .300.



**Antonio Bautista**

*(Career managerial record, 280-133)*

- Led Santo Domingo to the league finals with a 50-18 record in 1997...has a .684 career winning percentage as manager.
- Led La Romana to the Dominican Summer League title with a 59-10 record in 1996.
- Finished below .500 for the first time when he managed Santo Domingo to a third place finish with a 28-38 record in 1995.
- Managed Santo Domingo to a 48-20 record in 1994 and led La Vega to league titles in 1992 and '93... earned Manager of the Year honors in 1993.
- Has been involved with the Dodgers organization since 1987.
- Played parts of six minor league seasons with St. Louis and the New York Yankees from 1974-79.

### LA ROMANA DODGERS

Ownership ■ Dominican Summer League (R) ■ Campo Las Palmas

Campo Las Palmas  
Carretera de Guerra  
KM 23 1/2  
Santo Domingo, Dominican Republic  
(809) 687-8350 (809) 556-6959 FAX

**Vice President:** Ralph Avila  
**General Manager:** Pablo Peguero  
**Field Manager:** Jose Salado  
**Coaches:** Luis Barreiro and Pedro Mega

Won the Dominican Summer League championship for the second consecutive season after posting a 58-12 record and defeating Santo Domingo in the league championship series. The Dodgers have a 117-22 (.842) combined record the past two seasons. **Frankelis Ramirez** led the club with a .392 batting average and 45 RBI. Four pitchers won eight or more games and the pitching staff combined for a 2.16 ERA and held the opposition to a .103 average.



**Jose Salado**

*(Career minor league managerial record, 86-54)*

- Led La Romana to the Dominican Summer League title with a 58-12 record in his first season as a manager in the Dodgers' minor leagues system.
- Joined the Dodger organization as a scout at Campo Las Palmas in 1996.
- Served as a scout and coach in the Atlanta organization from 1984-93...was 28-42 in one season as manager for the Braves' Rookie team at Santo Domingo.
- Coached Estrellas del Oriente in the Dominican Winter League from 1972-93.
- Was a catcher in the Milwaukee Brewers' organization from 1969-75...earned All-Star honors after leading the league in assists and fielding average for catchers in 1969 at Billings.

## LOS ANGELES DODGERS JUNE 1997 FREE AGENT DRAFT

Player (Alphabetical)	Rnd.	Pos.	Ht.	Wt.	B/T	College or High School
Allen, Joel	19	2B	5-11	165	R/R	Glenns Ferry H.S., ID
Anderson, Jr., Melvin	55	3B	6-1	195	R/R	N. Iberville H.S., LA
Bailey, George	57	3B	5-11	220	S/R	Indian River Comm. College, FL
Balbuena, Michael	18	3B	6-0	175	S/R	Key West H.S., FL
Beaver, Ryan	41	1B	6-4	195	R/R	Robert A. Millikan H.S., CA
Bell, Richard	28	LHP	6-0	230	L/L	Cal Lutheran University, CA
Bell, Rick	3	SS	6-2	180	R/R	Moeller H.S., OH
Benzor, Shaun	33	LHP	6-2	200	L/L	Redlands H.S., CA
Bornyk, Matthew	13	RHP	6-2	210	R/R	Esquimalt Senior Secondary, Canada
Burris, Eric	51	1B	6-4	215	R/R	Los Angeles Harbor College, CA
Castellano, John	66	C	6-0	190	R/R	Indian River Comm. College, FL
Cislak, Brad	17	RHP	6-2	195	R/R	Tucson Sabino H.S., AZ
Colyer, Stephen	S2	LHP	6-3	215	L/L	Ft. Zumalt South H.S., MO
Davis, Glenn	1	1B	6-1	200	S/L	Vanderbilt University, TN
De Jesus, Luis	43	C	5-11	185	S/R	Miguel De Cervantes, Puerto Rico
Dean, Aaron	27	1B	6-3	190	L/L	Lamar University, TX
Detienne, David	25	SS	6-2	180	R/R	Auburn Drive H.S., Nova Scotia
Durham, Robert	7	CF	6-3	190	L/R	Cooper H.S., TX
Emard, Jean	47	LHP	6-0	180	R/L	Edouard Montpetit H.S., Canada
Everly, William	26	RHP	6-1	175	R/R	West Virginia Wesleyan, WV
Feliciano, Jesus	36	CF	5-11	150	L/L	Academia Discipulos de Cristo, PR
Fontanez, Luis	65	C	6-0	165	R/R	Juana Colon, Puerto Rico
Fort, Mike	54	RF	6-4	210	L/R	Elk Grove Senior H.S., CA
Garcia, Jr., Ismael	53	2B	6-0	165	R/R	Mt. San Antonio College, CA
George, Jahsean	39	LHP	6-4	215	L/L	Buchanan H.S., CA
Gonzalez, Javier	61	RHP	6-1	210	R/R	Mt. San Antonio College, CA
Goudie, Jr., Jaime	9	2B	5-9	170	R/R	Hardaway H.S., GA
Harkrider, Kiplan	5	SS	5-11	175	L/R	University of Texas, TX
Hatch, Shaylar	32	RHP	6-4	200	R/R	Gilbert H.S., AZ
Herbert, Cedric	63	RHP	6-1	175	R/R	Grayson County College, TX
Hernandez, John	4	C	6-2	190	R/R	Nogales H.S., CA
Hernandez, Michael	43	LHP	6-0	180	L/L	Carson H.S., CA
Holm, Steve	62	SS	5-11	180	R/R	C.K. McClatchy H.S., CA
Howard, James	58	RHP	6-5	230	R/R	Allen D. Nease H.S., FL
Howay, Christopher	50	RHP	6-2	190	R/R	New Westminster Sr. Secondary, Canada
Husted, Brent	14	RHP	6-3	198	R/R	Univ. of Nevada - Reno, NV
Ivory, Russell	52	LF	6-0	180	S/R	Grossmount College, CA
Joyner, Eliot	38	LF	5-9	180	R/R	Mt. San Antonio College, CA
Kellner, Ryan	46	C	6-2	195	R/R	Spartanburg Methodist College, SC
Lamberth, David	12	SS	6-2	180	R/R	Macon County H.S., GA
Laplante, Reggie	56	RHP	6-2	180	L/R	Edouard Montpetit H.S., Canada
Loftice, Jeremy	64	RHP	6-2	180	R/R	Truett-McConnell Jr. College, GA
Lopez, Jr., Samuel	30	SS	5-10	170	R/R	Dinuba H.S., CA
McCrotty, William	6	C	6-2	195	R/R	Russellville H.S., AR
McGinley, Blake	34	LHP	6-2	165	R/L	North H.S., CA
Medina, Luis	69	C	6-1	215	R/R	Pedro P. Casabianca H.S., Puerto Rico
Merritt, Graig	44	C	6-1	180	R/R	College of South Idaho, ID
Mittauer, David	15	RHP	6-5	210	R/R	Dade Christian H.S., FL
Montgomery, Matthew	22	RHP	6-4	210	R/R	Cal State Univ. Long Beach, CA
Moon, Jared	23	RHP	6-4	190	R/R	Redondo Union H.S., CA
Nelson, John	40	SS	6-1	170	R/R	Denton H.S., TX
Orozco, Carlos	42	CF	6-0	175	R/R	Montgomery H.S., CA
Parker, Beau	8	RHP	6-4	185	R/R	Prairie H.S., WA
Paterson, Joseph	10	LF	6-0	195	R/R	Ontario H.S., CA
Rawls, Michael	24	LHP	6-0	195	L/L	Bethune Cookman College, FL
Renwick, Tyler	37	RHP	6-3	185	R/R	New Mexico Junior College, NM
Ridgway, Joshua	59	SS	6-0	180	R/R	Delta Secondary, Canada
Schmalz, Darin	29	RHP	5-11	185	R/R	Univ. of Notre Dame, IN
Slater, Wayne	31	CF	6-1	187	L/L	Bethune Cookman College, FL
Stephen, Cory	67	C	6-3	190	L/R	Martin Collegiate H.S., Saskatchewan
Thomas, Adam	35	CF	6-3	210	R/R	Hazel Park H.S., MI
Uttley, Chase	2	SS	6-0	165	L/R	Long Beach Poly H.S., CA
Vance, Cory	11	LHP	6-0	170	L/L	Butler H.S., OH

**LOS ANGELES DODGERS JUNE 1997 FREE AGENT DRAFT** (Continued)

Player (Alphabetical)	Rnd.	Pos.	Ht.	Wt.	B/T	College or High School
<b>Verigoood, Stephen</b>	21	LHP	6-6	195	R/L	Spartanburg Methodist College, SC
Walter, Scott	16	C	6-3	180	R/R	Loyola H.S., CA
Ware, Jason	60	1B	6-3	200	L/R	Long Beach City College, CA
<b>Warren, Lance</b>	49	C	6-3	185	L/R	Richmond Hills H.S., GA
Withey, Ryan	70	RF	6-2	175	R/R	Seminole Comm. College, FL
Ybarra, Matt	68	C	6-0	190	R/R	Encinal H.S., CA
Youman, Shane	45	LHP	6-4	180	L/L	New Iberia H.S., LA
<b>Zamora, Peter</b>	20	1B	6-3	185	L/L	UCLA, CA

*Bold indicates signed players*

**DRAFT BY POSITION**

Pitchers	Catchers	Infielders	Outfielders
28	12	21	10

**DRAFT BY STATE**

California	24	Arkansas	1	<b>Others:</b>	
Florida	8	Michigan	1	Canada	5
Texas	5	Indiana	1	Puerto Rico	4
Georgia	4	Nevada	1	Nova Scotia	1
Louisiana	2	New Mexico	1	Saskatchewan	1
Idaho	2	Tennessee	1		
South Carolina	2	Washington	1		
Ohio	2	West Virginia	1		
Arizona	1	Missouri	1		

**DODGERS FIRST-ROUND DRAFT CHOICES IN JUNE**

Year	Player	Position	Year	Player	Position
1965	John Wyatt	INF	1982	Franklin Stubbs	INF
1966	Larry Hutton	P	1983	Erik Sonberg	P
1967	Don Denbow	INF	1984	Dennis Livingston	P
1968	Bobby Valentine	OF	1985	Chris Gwynn	OF
1969	Terry McDermott	C	1986	Mike White	OF
1970	Jim Haller	P	1987	Dan Opperman	P
1971	Rick Rhoden	P	1988	Bill Bene	P
1972	John Harbin	INF	1989	Kiki Jones	P
1973	Ted Farr	C		Tom Goodwin	OF
1974	Rick Sutcliffe	P		Jamie McAndrew*	P
1975	Mark Bradley	INF	1990	Ronnie Walden	P
1976	Mike Scioscia	C	1991	None	
1977	Bob Welch	P	1992	Ryan Luzinski*	C
1978	None			Michael Moore*	OF
1979	Steve Howe	P	1993	Darren Dreifort	P
	Steve Perry	P	1994	Paul Konerko	C
1980	Ross Jones	INF	1995	David Yocum	P
1981	Dave Anderson	INF	1996	Damian Rolls	INF
			1997	Glenn Davis	INF

\*1st round supplemental

**THE SPORTING NEWS MINOR LEAGUE AWARDS**

**Minor League Player of the Year**

Karim Garcia, 1995	Mike Marshall, 1981
Pedro Martinez, 1991	Tom Paciorek, 1972
Jose Offerman, 1990	Willie Davis, 1960

**Minor League Manager of the Year**

Terry Collins, 1987 at Albuquerque
Del Crandall, 1981 at Albuquerque
Tommy Lasorda, 1970 at Albuquerque

**Minor League Executive of the Year (Higher Classification)**

Pat McKernan, 1981 at Albuquerque
Willie Sanchez, 1978 at Albuquerque

**Minor League Executive of the Year (Lower Classification)**

Terry Reynolds, 1983 at Vero Beach
Bob Williams, 1970 at Bakersfield
Charlie Blaney, 1969 at Albuquerque (Texas League)

## 1998 MINOR LEAGUE PLAYERS

**Adames, Epidaro**

OF

**Height:** 6-1 **Bats:** Right **Born:** 3/29/80 in Santo Domingo, DR**Weight:** 170 **Throws:** Right **Residence:** Santo Domingo, DR**School:** Colegio Juana de Arco**How Obtained:** Signed as a free agent on July 22, 1996**Signed by:** Pablo Peguero

Year	Club	Avg.	G	AB	R	H	2B	3B	HR	RBI	BB	SO	SB	CS
1997														

(Did not play)

**Aguilera, Edgar R.**

RHP

**Height:** 5-11 **Bats:** Both **Born:** 6/27/77 in Distrito Federal, Mexico**Weight:** 180 **Throws:** Right **Residence:** Distrito Federal, Mexico**School:** Preparatoria Americas Unidas**How Obtained:** Signed as a free agent on February 1, 1996**Signed by:** Mike Brito

Year	Club	W-L	ERA	G	GS	CG	SHO	SV	IP	H	R	ER	BB	SO
1996	La Romana	1-1	3.57	11	0	0	0	1	17.2	12	14	7	12	12
1997	Santo Domingo	5-2	3.54	17	0	0	0	1	40.2	38	23	16	17	26

**Ahearne, Patrick**

RHP

**Height:** 6-3 **Bats:** Right **Born:** 12/10/69 in San Francisco, CA**Weight:** 195 **Throws:** Right **Residence:** Garland, TX**School:** Pepperdine University**How Obtained:** Signed as a free agent on June 5, 1996**Notes:** 1997- Earned the win after allowing only three hits in a complete game effort against Wichita on June 13...**Other**-Selected by Detroit in the seventh round of the June 1992 Free Agent Draft.

Year	Club	W-L	ERA	G	GS	CG	SHO	SV	IP	H	R	ER	BB	SO
1992	Lakeland	0-0	1.93	1	1	0	0	0	4.2	4	2	1	0	4
1993	Lakeland	6-15	4.46	25	24	2	0	0	147.1	160	87	73	48	51
1994	Trenton	7-5	3.98	30	13	2	0	0	108.2	126	55	48	25	57
1995	Detroit	0-2	11.70	4	3	0	0	0	10.0	20	13	13	5	4
	Toledo	7-9	4.70	25	23	1	1	0	139.2	165	83	73	37	54
1996	Duluth-Superior	0-0	12.47	1	1	0	0	0	4.1	10	6	6	1	1
	Norfolk	1-2	4.62	5	4	0	0	0	25.1	26	14	13	9	14
	San Antonio	2-4	5.76	8	8	0	0	0	45.1	59	34	29	18	21
	Vero Beach	3-2	2.11	6	6	1	1	0	47.0	38	16	11	5	26
1997	San Antonio	4-5	4.50	14	14	3	0	0	84.0	109	48	42	13	45
	Albuquerque	2-4	4.90	20	8	0	0	0	60.2	82	43	33	20	44

**Allen, Joel (Shane)**

OF

**Height:** 5-11 **Bats:** Right **Born:** 4/25/79 in Twin Falls, ID**Weight:** 165 **Throws:** Right **Residence:** Glens Ferry, ID**School:** Glens Ferry H.S.**How Obtained:** Dodgers' 20th round pick in the June 1997 Free Agent Draft.**Signed by:** Henry Jones

Year	Club	Avg.	G	AB	R	H	2B	3B	HR	RBI	BB	SO	SB	CS
1997	Great Falls	.194	24	31	5	6	0	0	0	2	1	14	0	0
	Yakima	.000	12	26	2	0	0	0	0	0	5	13	1	0

**Allen, Lucas****3B****Height:** 6-1 **Bats:** Left **Born:** 8/4/78 in Covington, GA**Weight:** 180 **Throws:** Right **Residence:** Covington, GA**School:** Newton H.S., GA**How Obtained:** Signed as a free agent on Aug. 4, 1996**Signed by:** Lon Joyce and Willie Powell**Notes:** 1997 - Finished tied for eighth in the Pioneer League with a .345 batting average...also finished tied for third with six triples...hit safely in a league-best 22 straight games from July 7-21.

Year	Club	Avg.	G	AB	R	H	2B	3B	HR	RBI	BB	SO	SB	CS
1997	Great Falls	.345	67	258	50	89	12	6	7	40	19	53	12	11

**Alvarez, Victor****RHP****Height:** 5-11 **Bats:** Right **Born:** 11/08/76 in Culiacan, Sinaloa, Mexico**Weight:** 150 **Throws:** Right **Residence:** Culiacan, Sinaloa, Mexico**School:** Jesusita Neda**How obtained:** Signed as a free agent on May 16, 1997**Signed by:** Mike Brito**Notes:** 1997 - Struck out 10 batters in a 6-2 loss against Ogden on July 19.

Year	Club	W-L	ERA	G	GS	CG	SHO	SV	IP	H	R	ER	BB	SO
1997	La Romana	2-0	0.90	3	0	0	0	1	10.0	4	1	1	5	18
	Great Falls	4-1	3.35	12	8	0	0	0	48.1	49	30	18	17	50

**Anderson, Clifford Wayne****SS****Height:** 5-8 **Bats:** Left **Born:** 7/4/70 in Kodiak, AK**Weight:** 165 **Throws:** Right **Residence:** Kodiak, AK**School:** Chapman University, CA**How obtained:** Dodgers' 39th round pick (42nd selection) in the June 1992 Free Agent Draft**Signed by:** Gail Henley**Notes:** 1997 - Finished third in the California League with 40 doubles...also tied for third with 66 extra-base hits...slugged home runs in three consecutive games against High Desert from April 29-May 1...had an RBI in eight consecutive games from June 13-24.

Year	Club	Avg.	G	AB	R	H	2B	3B	HR	RBI	BB	SO	SB	CS
1992	Yakima	.218	51	142	24	31	11	2	3	18	24	29	2	4
1993	Bakersfield	.139	12	36	4	5	3	0	0	3	1	13	0	1
	Yakima	.222	23	81	7	18	4	0	1	7	7	19	1	0
	Great Falls	.298	37	141	19	42	9	2	1	22	5	27	1	3
1994	San Antonio	.242	41	99	8	24	9	0	1	15	4	25	0	0
	Vero Beach	.333	23	72	7	24	4	0	0	9	3	12	0	0
1995	Vero Beach	.271	113	365	48	99	20	2	6	44	10	58	1	4
1996	Albuquerque	.269	64	186	19	50	9	2	4	17	21	53	3	3
	San Bernardino	.296	55	230	43	68	16	2	11	44	15	50	7	5
	San Antonio	.231	7	26	2	6	0	1	0	2	1	7	0	1
1997	San Bernardino	.273	132	458	77	125	40	5	21	79	31	137	3	11

**Aquino, Juan****RHP****Height:** 6-0 **Bats:** Right **Born:** 4/02/81 in Comendador, DR**Weight:** 160 **Throws:** Right **Residence:** Higuey, DR**School:** Liceo Hermanos Trejo**How obtained:** Signed as a free agent on Nov. 24, 1997**Signed by:** Pablo Peguero and Silvano Quezada

Year	Club	W-L	ERA	G	GS	CG	SHO	SV	IP	H	R	ER	BB	SO
------	------	-----	-----	---	----	----	-----	----	----	---	---	----	----	----

(1998 will be his first professional season)

**Araujo, Orlany Mark****3B****Height:** 6-2 **Bats:** Right **Born:** 6/13/78 in Barquisimeto, Estado Lara, VZ**Weight:** 178 **Throws:** Right **Residence:** Estado Lara, VZ**School:** Vicente Emilio Sojo**How obtained:** Signed as a free agent on Oct. 20, 1995**Signed by:** Camilo Pascual

Year	Club	Avg.	G	AB	R	H	2B	3B	HR	RBI	BB	SO	SB	CS
1996	Santo Domingo	.316	50	174	22	55	6	0	0	13	14	24	3	6
1997	Santo Domingo	.294	58	214	46	63	11	1	4	45	36	42	3	2

**Arellan, Felix****LHP****Height:** 6-2 **Bats:** Left **Born:** 2/23/81 in La Guaira, Venezuela**Weight:** 145 **Throws:** Left **Residence:** Maracay, Aragua, Venezuela**School:** Domingo Sagado/Msgr. Feliciano**How obtained:** Signed as a free agent on July 2, 1997**Signed by:** Camilo Pascual

Year	Club	W-L	ERA	G	GS	CG	SHO	SV	IP	H	R	ER	BB	SO
(1998 will be his first professional season)														

**Arredondo, Alan****SS****Height:** 5-11 **Bats:** Both **Born:** 5/8/78 in Guaymas, Sonora, Mexico**Weight:** 160 **Throws:** Right **Residence:** Guaymas, Sonora, Mexico**School:** Flores Magon**How obtained:** Signed as a free agent on May 20, 1996**Signed by:** Mike Brito

Year	Club	Avg.	G	AB	R	H	2B	3B	HR	RBI	BB	SO	SB	CS
1996	La Romana	.218	52	101	32	22	3	0	0	6	33	30	14	7
1997														

(Did not play)

**Atencio, Ivan****SS****Height:** 6-1 **Bats:** Right **Born:** 5/1/81 in David, Chiriqui, Panama**Weight:** 150 **Throws:** Right **Residence:** David, Chiriqui, Panama**School:** Felix Olivares C.**How obtained:** Signed as a free agent on July 2, 1997**Signed by:** Mike Brito and Alberto Osorio

Year	Club	Avg.	G	AB	R	H	2B	3B	HR	RBI	BB	SO	SB	CS
(1998 will be his first professional season)														

**Auterson, Jeffrey G.****OF****Height:** 6-1 **Bats:** Right **Born:** 2/22/78 in Westminster, CA**Weight:** 190 **Throws:** Right **Residence:** Riverside, CA**School:** Norte Vista H.S., CA**How Obtained:** Dodgers' 10th round pick in the June 1996 Free Agent Draft**Signed by:** Dennis Haren

Year	Club	Avg.	G	AB	R	H	2B	3B	HR	RBI	BB	SO	SB	CS
1996	Great Falls	.206	51	165	22	34	4	1	4	12	20	72	6	8
1997	Great Falls	.173	60	156	28	27	8	1	3	17	21	58	6	6

**Avila, Rolando (Rolo)****OF****Height:** 5-8 **Bats:** Right **Born:** 8/10/73 in Torrance, CA**Weight:** 170 **Throws:** Right **Residence:** Paramount, CA**School:** California State University, Long Beach**How Obtained:** Acquired in a trade with the Baltimore Orioles for Ryan Luzinski on Dec. 10, 1996

**Notes: 1997** – Tied for fourth in the California League with 52 stolen bases...led all minor leaguers in April with 21 stolen bases...stole five bases on April 25 against Stockton...homed twice and drove in four runs on May 25 at Bakersfield...reached base safely by a hit or a walk in 27 consecutive games from July 26-August 24.

Year	Club	Avg.	G	AB	R	H	2B	3B	HR	RBI	BB	SO	SB	CS
1994	Bluefield	.275	56	200	41	55	14	1	1	17	28	30	28	7
1995	Bowie	.233	16	43	8	10	2	0	0	4	6	8	2	2
	Fresno Suns	.263	52	175	26	46	8	1	1	13	14	27	15	5
	High Desert	.239	52	180	26	43	10	1	2	10	29	26	19	8
1996	High Desert	.331	68	296	54	98	17	2	4	33	22	32	15	7
	Bowie	.266	60	233	31	62	12	1	2	17	19	34	8	5
	Rochester	.298	12	47	7	14	2	1	0	6	3	4	2	0
1997	San Bernardino	.290	134	507	94	147	25	3	6	47	63	63	52	24

**Babineaux, Darrin Paul****RHP****Height:** 6-4 **Bats:** Right **Born:** 7/10/74 in Lafayette, LA**Weight:** 210 **Throws:** Right **Residence:** Rayne, LA**School:** University of Southwestern Louisiana (Rayne H.S.)**How obtained:** Dodgers' 2nd round pick in the June 1995 Free Agent Draft**Signed by:** Mike Leuzinger

**Notes:** 1997 - Tossed 3.0 scoreless innings in 11-0 win at Brevard County on Aug. 16 and pitched 7.0 scoreless innings in a 2-0 victory at Kissimmee on Aug. 23...received the Doug Million Award as the top pitcher in the Hawaiian Winter League... 1995 - Pitched 7.0 scoreless innings and allowed one hit on Aug. 19 against Southern Oregon for his first professional victory.

Year	Club	W-L	ERA	G	GS	CG	SHO	SV	IP	H	R	ER	BB	SO
1995	Yakima	1-6	3.64	12	10	0	0	0	59.1	53	33	24	18	36
1996	Savannah	5-5	4.82	13	12	1	0	0	71.0	70	45	38	30	48
	San Bernardino	1-3	14.29	5	5	0	0	0	17.0	34	27	27	14	16
	Vero Beach	1-7	3.29	10	10	1	0	0	63.0	56	30	23	23	41
1997	Vero Beach	7-3	4.41	18	12	0	0	0	81.2	82	46	40	32	63

**Backowski, Lance Edward****RHP****Height:** 6-1 **Bats:** Right **Born:** 6/8/75 in Richland, WA**Weight:** 180 **Throws:** Right **Residence:** Fresno, CA**School:** Fresno City College (Bullard H.S.)**How obtained:** Dodgers' 68th round pick in the June 1994 Free Agent Draft (Signed on May 30, 1995)**Signed by:** Deni Pacini and Joe Ferrone

**Notes:** 1997 - Started slowly in his first full season as a pitcher by losing his first five starts...tied for third in the Pioneer League with 15 starts.

Year	Club	Avg.	G	AB	R	H	2B	3B	HR	RBI	BB	SO	SB	CS
1995	Yakima	.193	34	114	8	22	1	1	0	8	8	16	4	1
1996	Savannah	.122	30	49	7	6	0	0	0	0	7	19	0	2

Year	Club	W-L	ERA	G	GS	CG	SHO	SV	IP	H	R	ER	BB	SO
1996	Savannah	0-0	0.00	1	0	0	0	0	1.0	0	0	0	0	3
	San Bernardino	0-0	18.00	1	0	0	0	0	1.0	2	2	2	2	0
1997	Yakima	2-12	6.40	15	15	1	0	0	71.2	85	72	51	53	61
	San Bernardino	0-0	13.50	4	0	0	0	0	6.0	10	11	9	9	3

**Balbuena, Michael****3B****Height:** 6-0 **Bats:** Right **Born:** 12/24/78 in Key West, FL**Weight:** 175 **Throws:** Right **Residence:** Key West, FL**School:** Key West H.S.**How obtained:** Dodgers' 18th round pick in the June 1997 Free Agent Draft**Signed by:** Camilo Pascual

Year	Club	Avg.	G	AB	R	H	2B	3B	HR	RBI	BB	SO	SB	CS
1997	Great Falls	.151	18	53	5	8	1	0	0	4	2	3	1	1
	Yakima	.208	15	48	2	10	1	1	0	4	3	15	1	0

**Barradas, Roberto**

RHP

**Height:** 6-0 **Bats:** Right **Born:** 12/20/79 in Veracruz, Mexico  
**Weight:** 192 **Throws:** Right **Residence:** Veracruz, Mexico  
**How obtained:** Signed as a free agent on July 31, 1997  
**Signed by:** Mike Brito

Year	Club	W-L	ERA	G	GS	CG	SHO	SV	IP	H	R	ER	BB	SO
(1998 will be his first professional season)														

**Bell, Ricky**

SS

**Height:** 6-2 **Bats:** Right **Born:** 4/5/79 in Cincinnati, OH  
**Weight:** 180 **Throws:** Right **Residence:** Cincinnati, Ohio  
**School:** Moeller H.S.  
**How obtained:** Dodgers' 3rd round pick in the June 1997 Free Agent Draft  
**Signed by:** Carl Loewenstine  
**Notes:** Son of the Tigers' manager Buddy Bell.

Year	Club	Avg.	G	AB	R	H	2B	3B	HR	RBI	BB	SO	SB	CS
1997	Yakima	.258	66	264	42	68	15	1	2	24	15	52	9	0

**Beltre, Adrian**

3B

**Height:** 5-11 **Bats:** Right **Born:** 4/7/78 in Santo Domingo, DR  
**Weight:** 165 **Throws:** Right **Residence:** Santo Domingo, DR  
**School:** Liceo Maximo Gomez H.S., DR  
**How obtained:** Signed as a free agent on July 7, 1994  
**Signed/Recommended by:** Pablo Peguero and Ralph Avila  
**Notes:** **1997** – Named Single-A Player of the Year by *Baseball America* and MVP of the Florida State League...also voted the "Star of Stars" award winner in the FSL All-Star game...ranked among the league leaders in batting average (fourth), runs (second), total bases (fifth), home runs (first), RBI (first), walks (fourth), extra-base hits (fifth), on-base percentage (second) and slugging percentage (first)...hit safely in 18 straight games from July 15-Aug. 5...reached base safely by a hit or walk in 30 consecutive games from July 15-Aug. 18...**1996** – Named Best Batting Prospect, Best Power Prospect, Best Defensive Third Baseman, Best Infield Arm and Most Exciting Player in the South Atlantic League by *Baseball America*...tied for seventh among Single-A batters with 26 home runs...his 99 RBI were tops among Dodger farmhands...named to the Howe Sportsdata Minor League All-Star team...was voted the South Atlantic League's Most Outstanding Major League Prospect...was the South Atlantic League Player of the Week from June 9-15...had two 5-for-5 games in one week, May 30 against Augusta and June 5 at Columbia.

Year	Club	Avg.	G	AB	R	H	2B	3B	HR	RBI	BB	SO	SB	CS
1995	Santo Domingo	.307	62	218	56	67	15	3	8	40	54	26	2	1
1996	Savannah	.307	68	244	48	75	14	3	16	59	35	46	4	3
	San Bernardino	.261	63	238	40	62	13	1	10	40	19	44	3	4
1997	Vero Beach	.317	123	435	95	138	24	2	26	104	67	66	25	9

**Bergeron, Peter**

OF

**Height:** 6-2 **Bats:** Left **Born:** 11/9/77 in Greenfield, MA  
**Weight:** 185 **Throws:** Right **Residence:** Greenfield, MA  
**School:** Greenfield H.S., MA  
**How obtained:** Dodgers' 4th round pick in the June 1996 Free Agent Draft  
**Signed by:** John Kosciak  
**Notes:** **1997** - Had a 13-game hitting streak from July 21-Aug. 5...snapped a 30-game streak of reaching base safely on Aug. 7.

Year	Club	Avg.	G	AB	R	H	2B	3B	HR	RBI	BB	SO	SB	CS
1996	Yakima	.254	61	232	36	59	5	3	5	21	28	59	13	9
1997	Savannah	.280	131	492	89	138	18	5	5	36	67	110	32	21
	San Bernardino	.250	2	8	1	2	0	0	0	1	0	2	2	0

**Bland, Nathan Garrett**

LHP

**Height:** 6-5 **Bats:** Left **Born:** 12/27/74 in Birmingham, AL**Weight:** 195 **Throws:** Left **Residence:** Birmingham, AL**School:** Mountain Brook H.S., AL**How obtained:** Dodgers' 4th round pick (3rd selection) in the June 1993 Free Agent Draft**Signed by:** Joe Campbell**Notes:** 1997 – Pitched 7.0 scoreless innings in 2-1 win on July 1 at St. Lucie

1996 – Won six straight starts from May 15–June 27 (37.1 IP/7 ER)

1993 – Was eighth in the Northwest League with a 2.84 ERA.

Year	Club	W-L	ERA	G	GS	CG	SHO	SV	IP	H	R	ER	BB	SO
1993	Yakima	4-6	2.84	16	13	0	0	0	63.1	53	34	20	29	43
1994	Bakersfield	2-6	5.36	12	9	0	0	0	50.1	58	31	30	27	19
	Great Falls	0-0	0.96	2	1	0	0	0	9.1	6	2	1	3	12
1995	Bakersfield	4-9	5.22	27	23	0	0	0	122.1	155	89	71	55	46
1996	Savannah	1-0	1.63	5	5	0	0	0	27.2	24	8	5	10	24
	Vero Beach	10-4	3.09	17	17	0	0	0	96.0	99	42	33	35	69
1997	Vero Beach	7-7	3.37	17	14	0	0	0	82.2	85	35	31	38	67
	San Antonio	3-2	7.02	10	8	0	0	0	41.0	47	34	32	24	30

**Bolivar, Harvin**

OF

**Height:** 5-11 **Bats:** Right **Born:** 2/2/81 in Maracay, Aragua, Venezuela**Weight:** 165 **Throws:** Right **Residence:** Maracay, Edo Aragua, Venezuela**School:** Colegio Virgen del Carmen-Maracay**How obtained:** Signed as a free agent on Aug. 21, 1997**Signed by:** Camilo Pascual

Year	Club	Avg.	G	AB	R	H	2B	3B	HR	RBI	BB	SO	SB	CS
(1998 will be his first professional season)														

**Bornyk, Matthew**

RHP

**Height:** 6-2 **Bats:** Right **Born:** 1/31/79 in Victoria, BC, Canada**Weight:** 210 **Throws:** Right **Residence:** Victoria, BC, Canada**School:** Esquimalt Senior Secondary**How obtained:** Dodgers' 13th round pick in the June 1997 Free Agent Draft**Signed by:** Jim Chapman

Year	Club	W-L	ERA	G	GS	CG	SHO	SV	IP	H	R	ER	BB	SO
1997	Great Falls	0-3	5.79	13	2	0	0	1	23.1	21	16	15	15	29

**Bramlett, Jr., Jeffery Stewart**

1B

**Height:** 6-1 **Bats:** Right **Born:** 4/27/76 in Cleveland, TN**Weight:** 198 **Throws:** Right **Residence:** Cleveland, TN**School:** Cleveland State Community College**How obtained:** Signed as a free agent on May 9, 1995**Signed/Recommended by:** Carl Lowenstine and Sammy Dotson**Notes:** 1997 – Hit a grand slam on Aug. 1 at Columbia... 1996 – Tied for fifth in the Pioneer League with six triples... stole three bases on June 26 against Idaho Falls.

Year	Club	Avg.	G	AB	R	H	2B	3B	HR	RBI	BB	SO	SB	CS
1995	Great Falls	.145	32	55	5	8	2	1	0	5	12	23	1	1
1996	Great Falls	.261	56	222	42	58	14	6	7	41	17	62	12	3
1997	Savannah	.187	102	326	49	61	11	6	14	42	49	122	2	1

**Brown, Jason**

C

**Height:** 6-2 **Bats:** Right **Born:** 5/22/74 in Long Beach, CA**Weight:** 205 **Throws:** Right **Residence:** Rolling Hills Estates, CA**School:** University of Southern California (Palos Verdes Peninsula H.S.)**How obtained:** Signed as a free agent on May 26, 1997**Signed by:** Bob Darwin

Year	Club	Avg.	G	AB	R	H	2B	3B	HR	RBI	BB	SO	SB	CS
1997	Yakima	.203	18	59	6	12	0	0	1	5	6	13	0	0
	San Bernardino	.255	30	102	15	26	10	0	0	13	3	26	0	3

**Burnside, Adrian Mark**

LHP

**Height:** 6-3 **Bats:** Right **Born:** 3/15/77 in Alice Springs, Australia**Weight:** 168 **Throws:** Left **Residence:** Alice Springs, Australia**How obtained:** Signed as a free agent on July 12, 1995**Signed by:** Brian Cakebread**Notes:** 1997 - Won his first five decisions while compiling a 3.16 ERA in eight games.

Year	Club	W-L	ERA	G	GS	CG	SHO	SV	IP	H	R	ER	BB	SO
1996	Great Falls	1-3	6.80	14	5	0	0	0	41.0	44	35	31	38	33
1997	Yakima	6-3	4.93	15	13	0	0	0	65.2	67	53	36	49	66

**Castillo, Marcos Jose**

RHP

**Height:** 6-2 **Bats:** Right **Born:** 2/15/79 in Rio Caribe, Estado Sucre, VZ**Weight:** 172 **Throws:** Right **Residence:** Edo Bolivar, VZ**School:** U.E. Colegio Sucre**How obtained:** Signed as a free agent on Aug. 26, 1995**Signed by:** Camilo Pascual

Year	Club	W-L	ERA	G	GS	CG	SHO	SV	IP	H	R	ER	BB	SO
1996	Santo Domingo	1-2	3.27	5	2	0	0	0	11.0	7	4	4	6	9
1997	San Joaquin	5-2	2.30	16	-	-	-	0	66.2	52	19	17	12	62

**Castillo, Wilson**

RHP

**Height:** 6-3 **Bats:** Right **Born:** 12/9/78 in Higuey, DR**Weight:** 165 **Throws:** Right **Residence:** Santo Domingo, DR**School:** Liceo Fidel Ferrer**How obtained:** Signed as a free agent on Aug. 19, 1995**Signed/Recommended by:** Pablo Peguero and Ralph Avila

Year	Club	W-L	ERA	G	GS	CG	SHO	SV	IP	H	R	ER	BB	SO
1996	Santo Domingo	7-2	3.82	13	12	0	0	0	61.1	61	37	26	29	35
1997	La Romana	8-1	1.82	15	15	0	0	0	79.0	56	28	16	39	81

**Cervantes, Keven**

LHP

**Height:** 6-5 **Bats:** Left **Born:** 9/27/79 in Mazatlan, Sinaloa, Mexico**Weight:** 191 **Throws:** Left **Residence:** Mazatlan, Sinaloa, Mexico**School:** Escuela Secundaria de Tamazula**How obtained:** Signed as a free agent on May 6, 1997**Signed/Recommended by:** Mike Brito

Year	Club	W-L	ERA	G	GS	CG	SHO	SV	IP	H	R	ER	BB	SO
1997	San Joaquin	0-0	6.00	10	-	-	-	0	12.0	20	8	8	7	11

**Cervantes, Luis Ivan**

INF

**Height:** 5-11 **Bats:** Right **Born:** 8/25/79 in Guasave, Sinaloa, Mexico**Weight:** 161 **Throws:** Right **Residence:** Sinaloa, Mexico**School:** S.E.N.T. 53**How obtained:** Signed as a free agent on June 7, 1997**Signed by:** Mike Brito

Year	Club	Avg.	G	AB	R	H	2B	3B	HR	RBI	BB	SO	SB	CS
1997	Santo Domingo	.316	46	155	34	49	6	1	0	23	29	13	2	3

**Cervantes, Pedro****RHP****Height:** 6-2 **Bats:** Left **Born:** 10/13/74 in Los Angeles, CA**Weight:** 185 **Throws:** Right **Residence:** Los Angeles, CA**School:** East Los Angeles J.C. (Lincoln H.S.)**How obtained:** Dodgers' 25th round pick in the June 1995 Free Agent Draft**Signed by:** Bob Darwin**Notes:** **1997** – Ranked fourth in the South Atlantic League by allowing 1.87 walks per nine innings...allowed two runs or less in four consecutive starts from July 25-Aug. 14...**1996** – Was third in the Pioneer League in fewest walks per nine innings (1.92) and tied for second with one complete game.

Year	Club	W-L	ERA	G	GS	CG	SHO	SV	IP	H	R	ER	BB	SO
1995	Yakima	3-5	4.65	13	10	0	0	0	50.1	55	32	26	16	35
1996	Great Falls	3-4	2.98	9	8	1	0	0	51.1	52	29	17	11	40
1997	Savannah	8-8	3.84	21	20	1	0	0	103.0	113	48	44	22	84
	San Bernardino	0-0	0.00	1	0	0	0	0	1.0	1	0	0	0	0

**Chambers, Norman Scott****LHP****Height:** 5-10 **Bats:** Left **Born:** 7/10/75 in Paducah, KY**Weight:** 175 **Throws:** Left **Residence:** Benton, KY**School:** University of Kentucky (Marshall Co. H.S.)**How obtained:** Dodgers' 34th round pick in the June 1995 Free Agent Draft**Signed by:** Glen Van Proyen**Notes:** **1997** – Finished fourth in the Florida State League in appearances with 56...struck out 10 over 8.0 perfect innings from April 17-22.

Year	Club	W-L	ERA	G	GS	CG	SHO	SV	IP	H	R	ER	BB	SO
1995	Yakima	1-2	5.34	20	1	0	0	1	28.2	31	20	17	13	37
1996	Vero Beach	0-0	2.25	10	0	0	0	0	12.0	7	6	3	5	20
1997	Vero Beach	5-5	3.30	56	2	0	0	6	84.2	67	40	31	47	89

**Chapa, Javier****RHP****Height:** 6-3 **Bats:** Right **Born:** 5/27/74 in Nuevo Laredo, Mexico**Weight:** 182 **Throws:** Right **Residence:** Tamaulipas, Mexico**School:** Valle del Bravo, Mexico**How obtained:** Signed by the Dodgers as a free agent on Nov. 29, 1994**Signed by:** Mike Brito

Year	Club	W-L	ERA	G	GS	CG	SHO	SV	IP	H	R	ER	BB	SO
1995	Great Falls	2-2	5.69	13	9	0	0	0	49.0	54	36	31	17	37
1996	Mexico Tigers	7-12	3.23	22	22	14	0	0	150.2	145	68	54	63	72
1997														

(Injured - Did not play)

**Correa, Elvis****RHP****Height:** 6-1 **Bats:** Right **Born:** 11/10/78 in Arecibo, PR**Weight:** 185 **Throws:** Right **Residence:** Milwaukee, WI**School:** Milwaukee South Division H.S., WI**How obtained:** Dodgers' 22nd round pick in the June 1996 Free Agent Draft**Signed by:** Dale McReynolds

Year	Club	W-L	ERA	G	GS	CG	SHO	SV	IP	H	R	ER	BB	SO
1996	Great Falls	1-0	10.00	16	1	0	0	1	27.0	41	32	30	11	25
1997	Great Falls	3-0	1.61	21	0	0	0	0	28.0	20	8	5	8	38

**Covington, Kevin****OF****Height:** 6-1 **Bats:** Right **Born:** 4/18/78 in Gadsden, AL**Weight:** 190 **Throws:** Right **Residence:** Centre, AL**School:** Lake City Community College, FL**How obtained:** Signed as a free agent on Aug. 4, 1997**Signed by:** Willie Powell and Lon Joyce

Year	Club	Avg.	G	AB	R	H	2B	3B	HR	RBI	BB	SO	SB	CS

(1998 will be his first professional season)

**Cuello, Arismendy****RHP****Height:** 6-1 **Bats:** Right **Born:** 12/22/80 in Santo Domingo, DR**Weight:** 168 **Throws:** Right **Residence:** Nigua, San Cristobal, DR**School:** Liceo Nigua**How obtained:** Signed as a free agent on July 4, 1997**Signed by:** Pablo Peguero and Maximo Gross

Year	Club	W-L	ERA	G	GS	CG	SHO	SV	IP	H	R	ER	BB	SO
------	------	-----	-----	---	----	----	-----	----	----	---	---	----	----	----

(1998 will be his first professional season)

**Cuevas, Trent****SS****Height:** 5-11 **Bats:** Right **Born:** 12/25/76 in Bellflower, CA**Weight:** 170 **Throws:** Right **Residence:** Placentia, CA**School:** El Dorado H.S.**How obtained:** Dodgers' 7th round pick in the June 1995 Free Agent Draft**Signed by:** Ross Sapp

Year	Club	Avg.	G	AB	R	H	2B	3B	HR	RBI	BB	SO	SB	CS
1995	Yakima	.203	38	123	13	25	7	0	1	8	14	22	3	4
1996	Savannah	.140	16	50	2	7	1	0	0	6	0	15	0	0
	Great Falls	.258	51	155	24	40	12	1	3	20	11	30	2	5
1997	Savannah	.233	90	313	42	73	10	3	10	41	13	59	3	1

**Davis, Edward Anthony****OF/RHP****Height:** 6-0 **Bats:** Right **Born:** 12/22/72 in New Orleans, LA**Weight:** 185 **Throws:** Right **Residence:** New Orleans, LA**School:** Long Beach State University, CA**How obtained:** Dodgers' 23rd round pick (22nd selection) in the June 1993 Free Agent Draft**Signed by:** Bobby Darwin

**Notes:** **1997** – Hit two home runs against Wichita on June 6... **1996** – Was fourth among Single-A batters with 29 home runs and 65 extra-base hits, tied for fourth with 107 runs and was seventh in total bases with 265...slugged a grand slam on May 27 against Stockton and hit a game-winning two-run home run in the ninth to defeat Stockton on May 29...had four two-homer games... **1994** – Became the eighth player in Florida State League history to register three home runs in a game when he accomplished the feat on July 15 vs. St. Lucie... **1993** – Named Pioneer League Player of the Week from Aug. 8-14...named most improved position player in the Arizona Instructional League.

Year	Club	W-L	ERA	G	GS	CG	SHO	SV	IP	H	R	ER	BB	SO
1994	Vero Beach	1-0	5.39	2	0	0	0	0	1.2	2	1	1	3	2
1995	Yakima	2-3	4.89	20	4	0	0	1	53.1	61	33	29	32	36
1996	San Bernardino	0-0	20.25	1	0	0	0	0	1.1	4	7	3	4	3

Year	Club	Avg.	G	AB	R	H	2B	3B	HR	RBI	BB	SO	SB	CS
1993	Great Falls	.224	60	205	32	46	8	1	8	44	28	54	11	10
1994	Bakersfield	.258	56	198	25	51	7	1	7	22	18	67	8	10
	Vero Beach	.172	61	192	20	33	5	0	3	16	10	65	5	4
1996	San Bernardino	.256	136	546	107	140	34	2	29	89	62	150	31	23
1997	San Antonio	.209	74	206	30	43	8	2	11	34	15	69	2	3

**Davis, Glenn****1B****Height:** 6-1 **Bats:** Both **Born:** 11/25/75 in Chester, PA**Weight:** 200 **Throws:** Left **Residence:** Aston, PA**School:** Vanderbilt University (Malvern Prep.)**How obtained:** Dodgers' 1st round pick in the June 1997 Free Agent Draft**Signed by:** Carl Loewenstine

**Notes:** **1997** – Missed hitting for the cycle after collecting a single, two doubles, home run and two RBI against Bakersfield on July 27... **Other** – Batted .307 with 43 home runs and 160 RBI during his three-year career at Vanderbilt University...ranks second among Vanderbilt's career home run leaders and is fourth on the Commodore's all-time RBI list...his younger brother Ben was the Padres' No. 2 overall selection in the June 1995 Free Agent Draft.

Year	Club	Avg.	G	AB	R	H	2B	3B	HR	RBI	BB	SO	SB	CS
1997	San Bernardino	.246	64	228	44	56	16	0	9	36	46	77	7	3

**Davis, John Carlos****RHP****Height:** 6-4 **Bats:** Right **Born:** 8/31/73 in Statesboro, GA**Weight:** 218 **Throws:** Right **Residence:** Swainsboro, GA**School:** Bethune Cookman College (Swainsboro H.S.)**How obtained:** Dodgers' 41st round pick in the June 1995 Free Agent Draft**Signed by:** Jim Stoeckel**Notes:** 1996 – Struck out 14 in a 2-0 win against Columbus on July 27...

1995 – Ranked fourth in the Pioneer League with a .182 opponent's batting average.

Year	Club	W-L	ERA	G	GS	CG	SHO	SV	IP	H	R	ER	BB	SO
1995	Great Falls	2-2	2.81	11	1	0	0	0	32.0	24	20	10	19	26
1996	Savannah	9-5	2.74	38	10	2	0	1	111.2	72	39	34	58	123
1997	Vero Beach	3-5	5.40	11	10	0	0	0	50.0	50	38	30	26	39
	San Bernardino	0-2	7.83	17	4	0	0	0	43.2	50	48	38	34	44

**De Aza, Manuel****OF****Height:** 6-0 **Bats:** Right **Born:** 5/6/81 in San Pedro de Macoris, DR**Weight:** 168 **Throws:** Right **Residence:** San Pedro de Macoris, DR**School:** Colegio Evangelico Jerusalem**How obtained:** Signed as a free agent on Aug. 31, 1997**Signed by:** Pablo Peguero and Jose Salado

Year	Club	Avg.	G	AB	R	H	2B	3B	HR	RBI	BB	SO	SB	CS
(1998 will be his first professional season)														

**De La Fuente, Julian****RHP****Height:** 6-0 **Bats:** Right **Born:** 3/31/80 in Tamaulipas, Mexico**Weight:** 186 **Throws:** Right **Residence:** Tamaulipas, Mexico**School:** Escuela Secundaria Tecnica #4**How obtained:** Signed as a free agent on May 16, 1997**Signed by:** Mike Brito

Year	Club	W-L	ERA	G	GS	CG	SHO	SV	IP	H	R	ER	BB	SO
1997	Santo Domingo	2-1	3.73	13	13	0	0	0	60.1	56	34	25	28	74

**Dean, Aaron****1B****Height:** 6-2 **Bats:** Left **Born:** 11/21/76 in Lynwood, CA**Weight:** 200 **Throws:** Left **Residence:** Newhall, CA**School:** La Mar University, TX**How obtained:** Dodgers' 27th round pick in the June 1997 Free Agent Draft.**Signed by:** William Barkley

Year	Club	Avg.	G	AB	R	H	2B	3B	HR	RBI	BB	SO	SB	CS
1997	Great Falls	.330	60	179	28	59	14	1	4	27	13	41	4	4

**Dempsey, Nicholas****1B****Height:** 6-5 **Bats:** Right **Born:** 12/15/78 in Durban, S. Africa**Weight:** 212 **Throws:** Right **Residence:** Durban, South Africa**School:** Wits Tech**How obtained:** Signed as a free agent on April 14, 1997**Signed by:** Jim Stoeckel

Year	Club	Avg.	G	AB	R	H	2B	3B	HR	RBI	BB	SO	SB	CS
1997	Great Falls	.000	6	8	0	0	0	0	0	0	1	2	0	0

**Deskins, Brian Casey****LHP****Height:** 6-3 **Bats:** Right **Born:** 4/5/72 in Olympia, WA**Weight:** 205 **Throws:** Left **Residence:** Yakima, WA**School:** University of Nebraska**How obtained:** Signed as a free agent on March 29, 1996**Signed by:** Hank Jones

Year	Club	W-L	ERA	G	GS	CG	SHO	SV	IP	H	R	ER	BB	SO
1996	San Bernardino	3-3	6.07	12	7	0	0	0	43.0	61	38	29	12	26
	Yakima	4-5	4.76	15	9	0	0	0	62.1	69	40	33	20	43
1997	San Bernardino	6-5	5.07	37	6	1	0	2	97.2	110	56	55	34	65

**Díaz, Esteban**

RHP

**Height:** 6-0 **Bats:** Right **Born:** 5/11/78 in San Cristobal, DR**Weight:** 150 **Throws:** Right **Residence:** San Cristobal, DR**School:** Liceo Nocturno Nigua, DR**How obtained:** Signed as a free agent on Sept. 9, 1994**Signed by:** Ralph Avila, Pablo Peguero and Maximo Gross

Year	Club	W-L	ERA	G	GS	CG	SHO	SV	IP	H	R	ER	BB	SO
1995	Santo Domingo	0-3	4.31	12	10	0	0	0	48.0	47	28	23	31	28
1996	Santo Domingo	2-2	2.98	11	8	0	0	0	42.1	30	18	14	35	21
1997	Santo Domingo	3-2	3.23	15	12	0	0	1	69.2	66	34	25	31	44

**Díaz, Jose**

C

**Height:** 6-0 **Bats:** Right **Born:** 4/13/80 in San Pedro de Macoris, DR**Weight:** 175 **Throws:** Right **Residence:** San Pedro de Macoris, DR**How obtained:** Signed as a free agent on Aug. 24, 1996**Signed by:** Ralph Avila, Pablo Peguero and Silvano Quezada

Year	Club	Avg.	G	AB	R	H	2B	3B	HR	RBI	BB	SO	SB	CS
1997	La Ramona	.147	30	95	12	14	1	0	1	5	6	30	3	2

**Díaz, Juan C.**

INF

**Height:** 6-2 **Bats:** Right **Born:** 2/19/76 in La Habana, Cuba**Weight:** 228 **Throws:** Right **Residence:** Santo Domingo, DR**School:** E.I.D.E.**How obtained:** Signed as a free agent on May 19, 1996**Signed by:** Ralph Avila and Pablo Peguero**Notes: 1997** – Tied for third in the South Atlantic League with 25 home runs... slugged a grand slam home run on June 3 against Columbus...drove in six runs after hitting two homers and two doubles against Augusta on Aug. 24.

Year	Club	Avg.	G	AB	R	H	2B	3B	HR	RBI	BB	SO	SB	CS
1996	La Romana	.362	13	47	15	17	7	0	4	16	11	13	1	0
1997	Savannah	.230	127	460	63	106	24	2	25	83	48	155	2	2
	Vero Beach	.667	1	3	2	2	0	0	1	3	0	1	0	0

**Dollar, Toby D**

RHP

**Height:** 6-3 **Bats:** Right **Born:** 12/27/74 in Ft. Worth, TX**Weight:** 215 **Throws:** Right **Residence:** Graham, TX**School:** Texas Christian University (Graham H.S.)**How obtained:** Dodgers' 29th round pick in the June 1996 Free Agent Draft**Signed by:** Mike Leuzinger**Notes: 1997** – Ranked first in the South Atlantic League with a 0.77 walks per 9.0 innings average and tied for fifth with three complete games...pitched a one-hitter vs. Columbus on Aug. 28.

Year	Club	W-L	ERA	G	GS	CG	SHO	SV	IP	H	R	ER	BB	SO
1996	Great Falls	1-6	8.39	14	7	0	0	0	49.1	72	54	46	24	42
1997	Savannah	7-2	2.60	20	8	3	1	1	90.0	78	33	26	12	67
	Vero Beach	0-0	0.00	1	0	0	0	0	1.0	1	0	0	0	2

**Dominguez, David**

RHP

**Height:** 6-2 **Bats:** Right **Born:** 10/20/78 in Guaymas, Sonora, Mexico**Weight:** 169 **Throws:** Right **Residence:** Guaymas, Sonora, Mexico**School:** Escuela Secundaria Francisco Madero**How obtained:** Signed as a free agent on Aug. 28, 1996**Signed by:** Mike Brito

Year	Club	W-L	ERA	G	GS	CG	SHO	SV	IP	H	R	ER	BB	SO
1997	Santo Domingo	5-4	2.27	29	0	0	0	13	47.2	29	17	12	30	62

**Dorame, Ramon Randy**

LHP

**Height:** 6-2 **Bats:** Left **Born:** 12/3/79 in Huatabambo, Sonora, Mexico**Weight:** 183 **Throws:** Left **Residence:** Huatabambo, Sonora, Mexico**School:** Fede Secundaria 1126**How obtained:** Signed as a free agent on May 16, 1997**Signed by:** Mike Brito**Notes:** 1997 – Was selected to the Dominican Summer League All-Star team.

Year	Club	W-L	ERA	G	GS	CG	SHO	SV	IP	H	R	ER	BB	SO
1997	La Ramona	8-0	0.97	12	9	0	3	0	64.2	33	9	7	11	69

**Dotel, Juan**

OF

**Height:** 5-10 **Bats:** Right **Born:** 2/21/80 in Santo Domingo, DR**Weight:** 172 **Throws:** Right **Residence:** San Cristobal, DR**School:** Academia A Teresa**How obtained:** Signed as a free agent on March 24, 1997**Signed by:** Pablo Peguero

Year	Club	Avg.	G	AB	R	H	2B	3B	HR	RBI	BB	SO	SB	CS
(1998 will be his first professional season)														

**Dotel, Melido**

RHP

**Height:** 6-2 **Bats:** Right **Born:** 4/20/77 in San Cristobal, DR**Weight:** 163 **Throws:** Right **Residence:** San Cristobal, DR**School:** Academia Comercial Ana Teresa, DR**How obtained:** Signed as free agent on Oct. 27, 1993**Signed by:** Maximo Gross, Pablo Peguero and Ralph Avila

Year	Club	W-L	ERA	G	GS	CG	SHO	SV	IP	H	R	ER	BB	SO
1994	La Romana	1-1	11.90	19	0	0	4	0	31.0	45	47	41	45	16
1995	La Romana	4-5	4.91	13	13	1	0	0	58.2	52	42	32	43	25
1996	La Romana	7-1	2.96	13	13	1	0	0	67.0	53	32	22	38	50
1997	Great Falls	3-7	8.08	14	11	0	0	0	42.1	59	54	38	39	26

**Everly, William**

RHP

**Height:** 6-1 **Bats:** Right **Born:** 6/15/75 in Waynesburg, PA**Weight:** 175 **Throws:** Right **Residence:** Carmichaels, PA**School:** W. Virginia Wesleyan University**How obtained:** Dodgers' 26th round pick in the June 1997 Free Agent Draft.**Signed by:** Dominick Christy, Jr.**Notes:** 1997 – Tied for third in the Northwest League with 28 appearances.

Year	Club	W-L	ERA	G	GS	CG	SHO	SV	IP	H	R	ER	BB	SO
1997	Yakima	2-3	3.41	28	1	0	0	3	58.0	48	26	22	33	63

**Faircloth, Kevin Scott**

SS

**Height:** 6-2 **Bats:** Right **Born:** 6/6/73 in Winston-Salem, NC**Weight:** 170 **Throws:** Right **Residence:** Winston-Salem, NC**School:** North Carolina State Univ. (Glenn H.S.)**How obtained:** Dodgers' 34th pick in the June 1994 Free Agent Draft**Signed by:** Lon Joyce

Year	Club	Avg.	G	AB	R	H	2B	3B	HR	RBI	BB	SO	SB	CS
1994	Yakima	.201	51	169	33	34	1	1	0	14	24	46	11	1
1995	San Bernardino	.185	56	146	23	27	3	0	0	6	14	40	7	3
1996	Vero Beach	.333	4	9	4	3	0	0	1	3	2	1	0	0
	San Bernardino	.298	56	171	30	51	6	3	4	23	20	30	9	8
1997	San Bernardino	.226	63	159	28	36	9	1	2	16	6	49	10	4

**Feliciano, Pedro J.**

LHP

**Height:** 5-11 **Bats:** Left **Born:** 8/25/76 in Rio Piedras, PR**Weight:** 165 **Throws:** Left **Residence:** Barrio Puerto Durado, PR**School:** Jose S. Alegria**How obtained:** Dodgers' 31st round pick in the June 1995 Free Agent Draft**Signed by:** Eddie Fajardo Rodriguez

**Notes: 1997** – Threw a three-hitter vs. Columbus on June 1 but suffered the loss...allowed four earned runs over five starts from May 20-June 11.

Year	Club	W-L	ERA	G	GS	CG	SHO	SV	IP	H	R	ER	BB	SO
1995	Great Falls	0-0	13.50	6	0	0	0	0	6.2	12	12	10	7	9
1996	Great Falls	2-3	5.71	22	1	0	0	3	41.0	50	36	26	26	39
1997	Savannah	3-7	2.64	37	10	1	0	4	105.2	90	45	31	39	94
	Vero Beach	0-0	4.50	1	0	0	0	0	2.0	3	1	1	0	1

### Flores, Pedro

LHP

**Height:** 6-0 **Bats:** Left **Born:** 3/30/77 in Los Angeles, CA

**Weight:** 190 **Throws:** Left **Residence:** Baldwin Park, CA

**School:** East Los Angeles College (Sierra Vista H.S.)

**How obtained:** Dodgers' 18th round pick in the June 1996 Free Agent Draft

**Signed by:** Bob Darwin

**Notes: 1997** – Did not allow an earned run over nine consecutive appearances from July 25- Aug. 19.

Year	Club	W-L	ERA	G	GS	CG	SHO	SV	IP	H	R	ER	BB	SO
1996	Great Falls	4-2	5.79	18	3	0	0	0	46.2	44	37	30	28	24
1997	Great Falls	2-1	3.55	22	0	0	0	1	38.0	36	18	15	27	51
	Vero Beach	0-0	5.78	3	0	0	0	0	4.2	10	6	3	4	1

### Foster, John Kristian

RHP

**Height:** 6-1 **Bats:** Right **Born:** 8/30/74 in Riverside, NJ

**Weight:** 200 **Throws:** Right **Residence:** Lehigh Acres, FL

**School:** Riverdale H.S.

**How obtained:** Acquired by the Dodgers in a trade with Montreal for Rafeal Bournigal on June 10, 1995

**Notes: 1997** – Allowed just two hits in a complete game vs. West Palm Beach on May 18...**1995** – Named Northwest League Pitcher of the Week July 3-9.

Year	Club	W-L	ERA	G	GS	CG	SHO	SV	IP	H	R	ER	BB	SO
1993	W. Palm Beach	1-6	3.43	17	3	0	0	1	44.2	44	26	17	16	30
1994	W. Palm Beach	4-2	1.55	18	5	0	0	4	52.1	34	21	9	32	65
1995	Yakima	2-3	2.89	15	10	0	0	3	56.0	38	27	18	38	55
1996	San Bernardino	3-5	3.86	30	8	0	0	2	81.2	66	46	35	54	78
1997	Vero Beach	6-3	5.32	17	17	2	0	0	89.2	97	69	53	44	77

### Francisco, Alberto

RHP

**Height:** 6-0 **Bats:** Right **Born:** 3/15/79 in La Romana, DR

**Weight:** 150 **Throws:** Right **Residence:** La Romana, DR

**School:** Liceo Gregoria Luperon

**How obtained:** Signed as a free agent on April 17, 1997

**Signed by:** Pablo Peguero

Year	Club	W-L	ERA	G	GS	CG	SHO	SV	IP	H	R	ER	BB	SO
1997	Santo Domingo	3-1	1.65	17	0	0	0	4	32.2	18	6	6	23	25

### Franklin, Jr., Gary Wayne

LHP

**Height:** 6-2 **Bats:** Left **Born:** 3/9/74 in Wilmington, DE

**Weight:** 195 **Throws:** Left **Residence:** North East, MD

**School:** University of Maryland (North East H.S.)

**How obtained:** Dodgers' 36th round pick in the June 1996 Free Agent Draft

**Signed by:** Gene Kerns

Year	Club	W-L	ERA	G	GS	CG	SHO	SV	IP	H	R	ER	BB	SO
1996	Yakima	1-0	2.52	20	0	0	0	1	25.0	32	10	7	12	22
1997	Savannah	5-3	3.18	28	7	1	0	2	82.0	79	41	29	35	58
	San Bernardino	0-0	0.00	1	0	0	0	0	2.0	2	0	0	0	1

**Gagne, Eric Serge****RHP****Height:** 6-2 **Bats:** Right **Born:** 1/7/76 in Montreal, Quebec, Canada**Weight:** 195 **Throws:** Right **Residence:** Mascouche, Quebec, Canada**School:** Polyvalente Edouard Montpetit (Edouard-Montpetit)**How obtained:** Signed as a free agent July 26, 1995**Signed by:** Claude Pelletier

**Notes:** **1997** – Missed the entire season after having surgery on his right elbow...**1996** – Averaged 10.22 strikeouts per 9.0 innings...struck out 11 in 3-0 win at Charleston, WV on April 16...struck out 14 batters in a no-decision at Charleston, SC on June 7...was 3-0 with a 1.31 ERA and 49 strikeouts over 48.0 innings in his last nine starts through Aug. 20.

Year	Club	W-L	ERA	G	GS	CG	SHO	SV	IP	H	R	ER	BB	SO
1996	Savannah	7-6	3.28	23	21	1	1	0	115.1	94	48	42	43	131
1997														

(Injured - Did not play)

**Gallo, Ismael****SS****Height:** 5-11 **Bats:** Left **Born:** 1/14/77 in Elido, Mexico**Weight:** 165 **Throws:** Right **Residence:** Ontario, CA**School:** Mt. San Antonio College**How obtained:** Dodgers' 20th round pick in the 1996 Free Agent Draft.**Signed by:** Bob Darwin

**Notes:** **1997** – Struck out once every 15.71 at-bats, ranking second in the Pioneer League...fanned 14 times in 199 at-bats...collected four hits, slugged a home run and drove in four runs at Medicine Hat on Aug. 24.

Year	Club	Avg.	G	AB	R	H	2B	3B	HR	RBI	BB	SO	SB	CS
1997	Great Falls	.251	61	199	31	50	9	5	1	34	16	14	4	3

**Galvez, Randy****RHP****Height:** 6-2 **Bats:** Right **Born:** 7/26/78 in Guasave, Sinaloa, Mexico**Weight:** 167 **Throws:** Right **Residence:** Guasave, Sinaloa, Mexico**School:** Ignacia Arrayales de Castro**How obtained:** Signed as a free agent on May 22, 1995**Signed by:** Mike Brito

Year	Club	W-L	ERA	G	GS	CG	SHO	SV	IP	H	R	ER	BB	SO
1995	Santo Domingo	5-5	4.27	32	0	0	0	2	65.1	67	38	31	31	48
1996	La Romana	10-2	2.53	13	12	0	1	0	74.2	63	29	21	21	54
1997	Great Falls	3-1	3.64	16	1	0	0	0	29.2	29	14	12	10	29

**Garcia, Carlos****RHP****Height:** 6-1 **Bats:** Right **Born:** 9/23/78 in Guaymas, Sonora, Mexico**Weight:** 172 **Throws:** Right **Residence:** Empalme Sonora, Mexico**School:** Colegio de Bachilleres**How obtained:** Signed as a free agent on July 14, 1996**Signed by:** Mike Brito

Year	Club	W-L	ERA	G	GS	CG	SHO	SV	IP	H	R	ER	BB	SO
1997	La Romana	8-1	1.70	12	12	3	3	0	69.0	57	17	13	19	58

**Garcia, Jose Rafael****OF****Height:** 6-1 **Bats:** Right **Born:** 8/22/80 in Santo Domingo, DR**Weight:** 150 **Throws:** Right **Residence:** Santo Domingo, DR**School:** Hogar Escuela Domingo Savio, DR**How obtained:** Signed as a free agent on Aug. 24, 1996**Signed by:** Ralph Avila, Pablo Peguero and Felix Feliz

Year	Club	Avg.	G	AB	R	H	2B	3B	HR	RBI	BB	SO	SB	CS
1997	Santo Domingo	.296	29	54	10	16	0	0	2	8	6	11	3	5

**Garcia, Luis Manuel**

OF

**Height:** 5-11 **Bats:** Right **Born:** 8/21/79 in Barcelona, Anzoategui, VZ  
**Weight:** 164 **Throws:** Right **Residence:** Edo Anzoategui, VZ  
**School:** Jesus Maria Bianco  
**How obtained:** Signed as a free agent on Sept. 25, 1995  
**Signed by:** Camilo Pascual

Year	Club	Avg.	G	AB	R	H	2B	3B	HR	RBI	BB	SO	SB	CS
1996	Santo Domingo	.248	48	145	32	36	3	0	3	19	28	32	4	8
1997	Santo Domingo	.268	34	82	17	22	3	0	1	6	10	18	2	4

**Garcia, Miguel Antonio**

RHP/OF

**Height:** 6-2 **Bats:** Right **Born:** 2/15/75 in Santiago, DR  
**Weight:** 175 **Throws:** Right **Residence:** Santiago, DR  
**School:** Liceo El Rubio, DR  
**How obtained:** Signed as a free agent on Feb. 8, 1992  
**Signed by:** Ralph Avila, Pablo Peguero and Rafael Gonzalez  
**Notes:** 1997 - Tossed a four-hit shutout on July 23 vs. Lakeland.

Year	Club	Avg.	G	AB	R	H	2B	3B	HR	RBI	BB	SO	SB	CS
1992	La Vega	.250	68	236	50	59	6	0	0	20	50	59	11	4
1993	Santo Domingo	.275	44	167	41	46	1	0	1	18	39	31	12	7
1994	Santo Domingo	.273	68	260	85	71	8	0	3	39	78	41	30	21
1995	Great Falls	.222	59	171	32	38	7	2	1	20	18	47	22	4
1996	Savannah	.152	17	66	8	10	3	0	0	5	8	15	4	3

Year	Club	W-L	ERA	G	GS	CG	SHO	SV	IP	H	R	ER	BB	SO
1996	Great Falls	3-5	5.18	22	5	0	0	3	40.0	53	27	23	17	29
1997	Vero Beach	10-3	3.73	45	5	1	1	0	111.0	110	53	46	36	105

**Garrett, Harold (Hal)**

RHP

**Height:** 6-2 **Bats:** Right **Born:** 4/27/75 in Nashville, TN  
**Weight:** 175 **Throws:** Right **Residence:** Mt. Juliet, TN  
**School:** Brentwood Academy  
**How obtained:** Acquired in a trade with the Pirates on Aug. 9, 1997

Year	Club	W-L	ERA	G	GS	CG	SHO	SV	IP	H	R	ER	BB	SO
1993	Peoria	6-5	3.24	14	14	3	0	0	72.1	64	40	26	31	83
1994	Springfield	7-4	4.75	21	20	0	0	0	102.1	93	67	54	54	79
1995	Clinton	3-8	5.59	11	11	1	0	0	58.0	58	43	36	34	41
	Rancho Cuca.	0-4	2.79	23	1	0	0	0	42.0	40	21	13	25	43
1996	Clinton	2-3	4.53	25	3	0	0	1	49.2	45	28	25	31	60
	Rancho Cuca.	4-1	1.94	24	1	0	0	0	51.0	41	12	11	20	56
1997	Savannah	0-3	8.44	8	1	0	0	0	16.0	21	15	15	7	13
	Carolina	1-2	8.78	6	0	0	0	0	13.1	19	14	13	6	7
	Lynchburg	2-5	4.82	29	5	0	0	5	56.0	56	36	30	22	45

**Genao, Martin Alejandro**

RHP

**Height:** 6-3 **Bats:** Right **Born:** 2/28/77 in Santo Domingo, DR  
**Weight:** 162 **Throws:** Right **Residence:** Santo Domingo, DR  
**School:** Colegio Aurora Taveres Belliard  
**How obtained:** Signed as a free agent on Sept. 8, 1994  
**Signed by:** Pablo Peguero and Ralph Avila

Year	Club	W-L	ERA	G	GS	CG	SHO	SV	IP	H	R	ER	BB	SO
1995	La Romana	4-2	3.29	17	3	0	0	2	52.0	58	26	19	19	30
1996	La Romana	2-0	2.55	14	1	0	0	2	53.0	47	24	15	24	22
1997	La Ramona	0-0	4.69	2	2	0	0	0	7.2	9	11	4	5	6

**Gil, Eric**

SS

**Height:** 5-10 **Bats:** Both **Born:** 8/9/80 in Saltillo, Coahuila, Mexico  
**Weight:** 158 **Throws:** Right **Residence:** Coahuila, Mexico  
**How obtained:** Signed as a free agent on July 31, 1997  
**Signed by:** Mike Brito

Year	Club	Avg.	G	AB	R	H	2B	3B	HR	RBI	BB	SO	SB	CS
------	------	------	---	----	---	---	----	----	----	-----	----	----	----	----

(1998 will be his first professional season)

**Gil, Geronimo**

C

**Height:** 6-2 **Bats:** Right **Born:** 8/7/75 in Oaxaca, Mexico  
**Weight:** 195 **Throws:** Right **Residence:** Oaxaca, Mexico  
**How obtained:** Signed as a free agent on Feb. 15, 1996.  
**Signed by:** Mike Brito

Year	Club	Avg.	G	AB	R	H	2B	3B	HR	RBI	BB	SO	SB	CS
1996	Savannah	.243	79	276	29	67	13	1	7	38	8	69	0	2
1997	Vero Beach	.249	66	213	30	53	13	1	6	24	15	41	3	0

**Glassey, Joshua**

C

**Height:** 6-1 **Bats:** Left **Born:** 5/6/77 in San Diego, CA  
**Weight:** 190 **Throws:** Right **Residence:** Del Mar, CA  
**School:** Mission Bay H.S., CA  
**How obtained:** Dodgers' 2nd round pick of the June 1996 Free Agent Draft.  
**Signed by:** Dennis Haren

Year	Club	Avg.	G	AB	R	H	2B	3B	HR	RBI	BB	SO	SB	CS
1996	Yakima	.219	50	137	11	30	5	0	0	20	26	44	0	0
1997	Savannah	.184	73	207	17	38	5	0	0	20	35	72	3	1

**Gomera, Rafael Arturo**

OF

**Height:** 6-1 **Bats:** Right **Born:** 9/28/77 in San Cristobal, DR  
**Weight:** 172 **Throws:** Right **Residence:** San Cristobal, DR  
**School:** Instituto Politecnico Loyola, DR  
**How obtained:** Signed as a free agent on July 14, 1994  
**Signed by:** Ralph Avila, Pablo Peguero and Maximo Gross  
**Notes:** 1997 – Hit safely in 13 straight games from June 23-July 6...had a 10-game hitting streak from Aug. 13-23.

Year	Club	Avg.	G	AB	R	H	2B	3B	HR	RBI	BB	SO	SB	CS
1995	Santo Domingo	.242	60	215	37	52	7	2	4	28	21	59	3	3
1996	La Romana	.279	48	154	37	43	8	2	4	24	12	31	11	5
1997	Great Falls	.258	59	209	36	54	11	3	6	29	16	67	13	5

**Gomez, Odalis**

OF

**Height:** 6-0 **Bats:** Both **Born:** 11/30/78 in Barahona, DR  
**Weight:** 170 **Throws:** Right **Residence:** Barahona, DR  
**School:** Liceo Divina Pastora  
**How obtained:** Signed as a free agent on Jan. 7, 1997.  
**Signed by:** Ralph Avila and Pablo Peguero

Year	Club	Avg.	G	AB	R	H	2B	3B	HR	RBI	BB	SO	SB	CS
1997	La Ramona	.304	48	148	30	45	9	3	0	23	28	27	24	11

**Gonzalez, Alfredo**

RHP

**Height:** 6-2 **Bats:** Right **Born:** 9/17/79 in Nagua, DR  
**Weight:** 181 **Throws:** Right **Residence:** Nagua, DR  
**How obtained:** Signed as a free agent on Sept. 18, 1997  
**Signed by:** Pablo Peguero and Ramon Perez

Year	Club	W-L	ERA	G	GS	CG	SHO	SV	IP	H	R	ER	BB	SO
------	------	-----	-----	---	----	----	-----	----	----	---	---	----	----	----

(1998 will be first professional season)

**Gonzalez, Jimmy**

2B

**Height:** 5-9 **Bats:** Right **Born:** 8/13/78 in Juigalpa, Nicaragua  
**Weight:** 155 **Throws:** Right **Residence:** Juigalpa, Nicaragua  
**School:** Instituto Nacional de Chontales, Nicaragua  
**How obtained:** Signed as a free agent on Aug. 6, 1996  
**Signed by:** Mike Brito

Year	Club	Avg.	G	AB	R	H	2B	3B	HR	RBI	BB	SO	SB	CS
1997	San Joaquin	.311	39	90	10	28	6	0	3	12	2	11	1	-

**Gonzalez, Raul**

LHP

**Height:** 6-0 **Bats:** Left **Born:** 6/24/77 in Guadalajara, Jalisco, Mexico**Weight:** 175 **Throws:** Left **Residence:** Jalisco, Mexico**School:** Secundaria Federal #29**How obtained:** Signed as a free agent on May 16, 1997**Signed by:** Mike Brito

Year	Club	W-L	ERA	G	GS	CG	SHO	SV	IP	H	R	ER	BB	SO
1997	Santo Domingo	1-1	7.30	10	0	0	0	0	12.1	13	13	10	18	14

**Goudie, Jr., Jaime**

2B

**Height:** 5-9 **Bats:** Right **Born:** 3/8/79 in Miami, FL**Weight:** 170 **Throws:** Right **Residence:** Columbus, GA**School:** Hardaway H.S.**How obtained:** Dodgers' 9th round pick in the June 1997 Free Agent Draft**Signed by:** Lon Joyce**Notes:** 1997 - Tied for second in the Northwest League with 6 triples.

Year	Club	Avg.	G	AB	R	H	2B	3B	HR	RBI	BB	SO	SB	CS
1997	Yakima	.239	56	230	33	55	10	6	0	16	16	38	21	5

**Harkrider, Kiplan**

SS

**Height:** 5-11 **Bats:** Left **Born:** 9/16/75 in Carthage, TX**Weight:** 175 **Throws:** Right **Residence:** Carthage, TX**School:** University of Texas at Austin (Carthage H.S.)**How obtained:** Dodgers' 5th round pick in the June 1997 Free Agent Draft**Signed by:** William Barkley

Year	Club	Avg.	G	AB	R	H	2B	3B	HR	RBI	BB	SO	SB	CS
1997	Savannah	.183	18	71	8	13	0	0	0	4	2	6	0	0
	Vero Beach	.282	33	103	18	29	5	0	0	14	5	13	2	1

**Herges, Matthew**

RHP

**Height:** 6-0 **Bats:** Left **Born:** 4/1/70 in Champaign, IL**Weight:** 200 **Throws:** Right **Residence:** Champaign, IL**School:** Illinois State University (Centennial H.S.)**How obtained:** Signed as a free agent on June 13, 1992.**Signed by:** Glen Van Proyen

Year	Club	W-L	ERA	G	GS	CG	SHO	SV	IP	H	R	ER	BB	SO
1992	Yakima	2-3	3.22	27	0	0	0	9	44.2	33	21	16	24	57
1993	Bakersfield	2-6	3.69	51	0	0	0	2	90.1	70	49	37	56	84
1994	Vero Beach	8-9	3.32	48	3	1	0	3	111.0	115	45	41	33	61
1995	San Antonio	0-3	4.88	19	0	0	0	8	27.2	34	16	15	16	18
	San Bernardino	5-2	3.66	22	2	0	0	1	51.2	58	29	21	15	35
1996	Albuquerque	4-1	2.60	10	4	2	1	0	34.2	33	11	10	14	15
	San Antonio	3-2	2.71	30	6	0	0	3	83.0	83	38	25	28	45
1997	San Antonio	0-1	8.81	4	3	0	0	0	15.1	22	15	15	10	12
	Albuquerque	0-8	8.89	31	12	0	0	0	85.0	120	92	84	46	61

**Hernandez, John**

C

**Height:** 6-2 **Bats:** Right **Born:** 9/1/79 in Huntington Park, CA**Weight:** 190 **Throws:** Right **Residence:** La Puente, CA**School:** Nogales H.S.**How obtained:** Dodgers' 4th round pick in the June 1997 Free Agent Draft.**Signed by:** Ross Sapp

Year	Club	Avg.	G	AB	R	H	2B	3B	HR	RBI	BB	SO	SB	CS
1997	Yakima	.182	29	77	7	14	3	0	1	8	9	22	1	1

**Hilliker, Tracey**

C

**Height:** 6-3 **Bats:** Right **Born:** 8/24/77 in Long Beach, CA  
**Weight:** 245 **Throws:** Right **Residence:** Cypress, CA  
**School:** Kennedy H.S.  
**How obtained:** Signed as a free agent on Aug. 2, 1996  
**Signed by:** George Genovese

Year	Club	Avg.	G	AB	R	H	2B	3B	HR	RBI	BB	SO	SB	CS
1997	Great Falls	.212	38	99	14	21	2	0	2	10	5	29	3	2

**Holmann, Carlos Eduardo**

INF

**Height:** 6-0 **Bats:** Right **Born:** 8/31/77 in Managua, Nicaragua  
**Weight:** 170 **Throws:** Right **Residence:** Rivas, Nicaragua  
**School:** Col. Nuestra Senora de Fatima  
**How obtained:** Signed as a free agent on Aug. 8, 1995  
**Signed by:** Mike Brito

Year	Club	Avg.	G	AB	R	H	2B	3B	HR	RBI	BB	SO	SB	CS
1996														
1997	San Joaquin	.275	40	91	12	25	4	1	0	13	13	21	1	-

**Holness, Ian**

OF

**Height:** 6-4 **Bats:** Left **Born:** 5/12/78 in Germiston, South Africa  
**Weight:** 180 **Throws:** Right **Residence:** Gauteng, South Africa  
**School:** Boksburg H.S.  
**How obtained:** Signed as a free agent on April 14, 1997  
**Signed by:** Jim Stoeckel

Year	Club	Avg.	G	AB	R	H	2B	3B	HR	RBI	BB	SO	SB	CS
1997														

**Horton, Conan**

C

**Height:** 6-1 **Bats:** Both **Born:** 6/10/74 in Sacramento, CA  
**Weight:** 220 **Throws:** Right **Residence:** Sacramento, CA  
**School:** Louisiana State University  
**How obtained:** Signed as a free agent on June 14, 1997  
**Signed by:** Tom Thomas

Year	Club	Avg.	G	AB	R	H	2B	3B	HR	RBI	BB	SO	SB	CS
1997	Yakima	.333	1	3	0	1	1	0	0	0	0	0	0	0
	San Bernardino	.100	14	30	3	3	0	0	0	0	2	10	0	1

**Hughes, Nial**

LHP

**Height:** 6-2 **Bats:** Right **Born:** 11/5/77 in Charlottetown, P.E.I., Canada  
**Weight:** 185 **Throws:** Left **Residence:** Prince Edward Island, Canada  
**School:** Kernel Grey Senior H.S.  
**How obtained:** Signed as a free agent on Aug. 28, 1997  
**Signed by:** Claude Pelletier

Year	Club	W-L	ERA	G	GS	CG	SHO	SV	IP	H	R	ER	BB	SO

(1998 will be his first professional season)

**Husted, Brent**

RHP

**Height:** 6-3 **Bats:** Right **Born:** 3/30/76 in San Jose, CA  
**Weight:** 198 **Throws:** Right **Residence:** Reno, NV  
**School:** University of Nevada at Reno  
**How obtained:** Dodgers' 14th round pick in the June 1997 Free Agent Draft.  
**Signed by:** Mark Sheehy

Year	Club	W-L	ERA	G	GS	CG	SHO	SV	IP	H	R	ER	BB	SO
1997	Yakima	1-5	6.98	10	6	0	0	0	29.2	45	32	23	11	22

**Illig, Brett John**

3B

**Height:** 6-3 **Bats:** Right **Born:** 9/4/77 in Buffalo, NY  
**Weight:** 185 **Throws:** Right **Residence:** Phoenixville, PA  
**School:** Phoenixville Area H.S.  
**How obtained:** Dodgers' 23rd round pick in the June 1995 Free Agent Draft  
**Recommended/Signed by:** Gene Kerns

Year	Club	Avg.	G	AB	R	H	2B	3B	HR	RBI	BB	SO	SB	CS
1995	Great Falls	.167	23	42	4	7	1	0	0	1	3	14	0	0
1996	Great Falls	.227	44	119	15	27	3	0	1	11	6	36	4	2
1997	Savannah	.203	51	158	16	32	4	0	2	11	20	49	1	3

**Isenia, Derrick**

RHP

**Height:** 6-3 **Bats:** Right **Born:** 12/24/77 in Willemstad, Neth. Antilles  
**Weight:** 170 **Throws:** Right **Residence:** Willemstad, Neth. Antilles  
**School:** Korte Beroeps Opleiding  
**How obtained:** Signed as a free agent on Nov. 24, 1996  
**Signed by:** Pablo Beaumont, Nelson Scoop and Karel Williams

Year	Club	W-L	ERA	G	GS	CG	SHO	SV	IP	H	R	ER	BB	SO
1997	San Joaquin	3-0	0.65	18	-	-	-	6	27.2	16	2	2	9	28

**Jansen, Rensver**

OF

**Height:** 6-0 **Bats:** Right **Born:** 7/4/77 in Willemstad, Netherland Antilles  
**Weight:** 175 **Throws:** Right **Residence:** Willemstad, Netherland Antilles  
**School:** Technical School Jozef Civilus  
**How obtained:** Signed as a free agent on Nov. 16, 1996  
**Signed by:** Pablo Beaumont, Nelson Scoop and Karel Williams

Year	Club	Avg.	G	AB	R	H	2B	3B	HR	RBI	BB	SO	SB	CS
1997	San Joaquin	.122	30	49	10	6	0	0	0	1	7	16	2	-

**Jaramillo, Milko**

SS

**Height:** 5-11 **Bats:** Both **Born:** 1/21/80 in Caracas, VZ  
**Weight:** 165 **Throws:** Right **Residence:** Caracas, VZ  
**School:** Francisco Fajardo  
**How obtained:** Signed as a Free Agent on Oct. 16, 1996  
**Signed by:** Camilo Pascual

Year	Club	Avg.	G	AB	R	H	2B	3B	HR	RBI	BB	SO	SB	CS
1997	Santo Domingo	.327	45	110	22	36	4	1	3	17	19	17	8	9

**Javier, Santiago**

RHP

**Height:** 6-3 **Bats:** Right **Born:** 4/27/79 in Azua, DR  
**Weight:** 188 **Throws:** Right **Residence:** Azua, DR  
**How obtained:** Signed as a free agent on Aug. 26, 1996  
**Signed by:** Pablo Peguero

Year	Club	W-L	ERA	G	GS	CG	SHO	SV	IP	H	R	ER	BB	SO
1997	Santo Domingo	1-0	5.63	10	0	0	0	0	16.0	19	11	10	6	17

**Jaye, Robert James**

LHP

**Height:** 6-7 **Bats:** Left **Born:** 3/27/73 in Mobile, AL  
**Weight:** 235 **Throws:** Left **Residence:** Bay Minette, AL  
**School:** University of South Alabama  
**How obtained:** Dodgers' 7th pick in the June 1994 Free Agent Draft  
**Signed by:** Joe Campbell

Year	Club	W-L	ERA	G	GS	CG	SHO	SV	IP	H	R	ER	BB	SO
1994	Great Falls	0-0	2.08	2	0	0	0	0	4.1	6	4	1	0	3
1995	Bakersfield	1-2	4.39	5	5	0	0	0	26.2	30	16	13	10	22
1996														
1997														

(Injured - Did Not Play)

(Injured - Did Not Play)

**Johnson, Jamal**

3B

**Height:** 6-2 **Bats:** Right **Born:** 9/20/80 in Nassau, Bahamas Islands  
**Weight:** 190 **Throws:** Right **Residence:** Nasau, Bahamas Islands  
**School:** C. R. Walker Secondary in Nassau  
**How obtained:** Signed as a free agent on July 2, 1997.  
**Signed by:** Jim Stoeckel

Year	Club	Avg.	G	AB	R	H	2B	3B	HR	RBI	BB	SO	SB	CS
------	------	------	---	----	---	---	----	----	----	-----	----	----	----	----

(1998 will be his first professional season)

**Johnson, Keith**

SS

**Height:** 5-11 **Bats:** Right **Born:** 4/17/71 in Hanford, CA  
**Weight:** 200 **Throws:** Right **Residence:** Stockton, CA  
**School:** University of the Pacific, CA (Hanford H.S.)  
**How obtained:** Dodgers' 4th round pick (7th selection) in the June 1992 Free Agent Draft  
**Signed by:** Mark Sheehy  
**Notes:** **1996** – Tied for sixth among Double-A shortstops with a .274 average...went 4-for-4 with a double, homer and RBI on May 12 at Jackson...hit safely in 10 straight games from May 11-21 (19-for-41)...**1995** – His .963 fielding average led all California League shortstops.

Year	Club	Avg.	G	AB	R	H	2B	3B	HR	RBI	BB	SO	SB	CS
1992	Yakima	.203	57	197	27	40	6	0	1	17	16	37	4	1
1993	Vero Beach	.238	111	404	37	96	22	0	4	48	18	71	13	13
1994	Bakersfield	.200	64	210	19	42	12	1	2	19	16	49	13	7
1995	San Bernardino	.242	111	417	64	101	26	1	17	68	17	83	20	12
1996	San Antonio	.274	127	521	74	143	28	6	10	57	17	82	15	8
	Albuquerque	.250	4	18	2	4	1	0	0	2	1	1	0	0
1997	San Antonio	.268	96	298	43	80	9	3	9	52	17	48	7	6

**Jones, Jack D.**

SS

**Height:** 5-11 **Bats:** Right **Born:** 11/7/74 in Santa Rosa, CA  
**Weight:** 164 **Throws:** Right **Residence:** Modesto, CA  
**School:** California State University, Fullerton (Downey H.S.)  
**How obtained:** Dodgers' 6th round pick in the June 1996 Free Agent Draft  
**Signed by:** Ross Sapp

Year	Club	Avg.	G	AB	R	H	2B	3B	HR	RBI	BB	SO	SB	CS
1996	San Bernardino	.241	10	29	5	7	3	0	1	6	6	8	1	1
1997	San Bernardino	.227	123	388	53	88	21	3	11	52	40	112	10	7

**Kamar, Emil**

RHP

**Height:** 6-3 **Bats:** Right **Born:** 9/7/78 in Monclova, Coahuila, Mexico  
**Weight:** 175 **Throws:** Right **Residence:** Monclova, Coahuila, Mexico  
**School:** Liceo Monclova  
**How obtained:** Signed as a free agent on May 20, 1996  
**Signed by:** Mike Brito

Year	Club	W-L	ERA	G	GS	CG	SHO	SV	IP	H	R	ER	BB	SO
1996	Santo Domingo	1-1	2.79	5	0	0	0	1	9.2	5	3	3	4	4
1997	La Romana	5-0	2.18	14	0	0	0	2	33.0	17	12	8	16	34

**Karabinus, Christopher**

LHP

**Height:** 6-3 **Bats:** Right **Born:** 5/31/75 in Easton, PA  
**Weight:** 210 **Throws:** Left **Residence:** Belvidere, NJ  
**School:** Towson State University, MD (Belvidere H.S.)  
**How obtained:** Signed as a free agent on Aug. 2, 1996  
**Signed by:** Gene Kerns

Year	Club	W-L	ERA	G	GS	CG	SHO	SV	IP	H	R	ER	BB	SO
1997	Yakima	0-0	15.00	2	0	0	0	0	3.0	6	7	5	1	5

**Kelleher, Patrick**

OF

**Height:** 6-1 **Bats:** Left **Born:** 10/27/76 in Chicago, IL  
**Weight:** 185 **Throws:** Right **Residence:** Paradise Valley, AZ

**School:** Cypress College

**How obtained:** Dodgers' 24th round pick in the June 1997 Free Agent Draft

**Signed by:** Tom Thomas

**Notes:** 1997 – Batted .500 (15-for-30) over nine games from July 16-28.

Year	Club	Avg.	G	AB	R	H	2B	3B	HR	RBI	BB	SO	SB	CS
1997	Great Falls	.290	57	145	22	42	8	0	0	10	19	27	6	10

**Kramer, Matthew A.**

RHP

**Height:** 6-1 **Bats:** Right **Born:** 4/4/76 in Panorama City, CA

**Weight:** 200 **Throws:** Right **Residence:** Simi Valley, CA

**School:** Moorpark Community College, CA (Royal H.S.)

**How obtained:** Dodgers' 16th round pick in the June 1996 Free Agent Draft

**Signed by:** Joe Ferrone

**Notes:** 1997 – Struck out 12 batters in 6-3 win vs. Columbus on June 3.

Year	Club	W-L	ERA	G	GS	CG	SHO	SV	IP	H	R	ER	BB	SO
1996	Yakima	2-0	2.61	12	5	0	0	0	38.0	36	13	11	21	31
1997	Savannah	6-4	5.85	23	8	0	0	0	64.2	62	49	42	31	62
	San Bernardino	0-0	5.94	10	0	0	0	0	16.2	18	12	11	16	16

**Lagarde, Joseph**

RHP

**Height:** 5-9 **Bats:** Right **Born:** 1/17/75 in Washington, DC

**Weight:** 180 **Throws:** Right **Residence:** Winston-Salem, NC

**School:** East Forsyth High School, NC

**How obtained:** Dodgers' 17th round pick in the June 1993 Free Agent Draft

**Signed by:** Lon Joyce and Jim Garland

**Notes:** 1997 – Ranked among the Texas League leaders in saves (second), games (third) and games finished (second)...1996 – Had a 17.2 scoreless innings streak for Vero Beach at the time he was promoted to San Antonio...saved five straight games for San Antonio from July 16-23...was 2-1 with a 5.82 ERA in 13 appearances for Sun Cities in the Arizona Fall League...was 1-0 with a 10.0 innings scoreless streak during the final two weeks of the AFL season...1995 – Was 2-0 with a 0.75 ERA over 12.0 innings from June 2-July 4...1994 – Pitched in the Single-A All-Star Game...1993 – Led all Northwest League pitchers with a 1.000 fielding percentage.

Year	Club	W-L	ERA	G	GS	CG	SHO	SV	IP	H	R	ER	BB	SO
1993	Yakima	5-4	3.31	15	12	0	0	2	70.2	69	28	26	28	45
1994	Vero Beach	6-8	4.17	25	15	0	0	0	105.2	101	57	49	41	66
1995	San Bernardino	5-10	4.60	24	24	0	0	0	123.1	135	83	63	68	102
1996	Albuquerque	0-0	5.25	10	0	0	0	0	12.0	14	7	7	9	11
	San Antonio	3-1	1.74	24	0	0	0	9	31.0	28	7	6	10	22
	Vero Beach	4-3	2.44	14	4	0	0	1	44.1	41	17	12	22	46
1997	San Antonio	4-4	3.76	53	0	0	0	17	69.1	68	34	29	31	65

**Leach, Nicholas G.**

3B

**Height:** 6-1 **Bats:** Left **Born:** 12/7/77 in Merced, CA

**Weight:** 190 **Throws:** Right **Residence:** Madera, CA

**School:** Madera H.S.

**How obtained:** Dodgers' 5th round pick in the June 1996 Free Agent Draft

**Signed by:** Mark Sheehy

**Notes:** 1997 – Drove in seven runs after slugging a home run and grand slam in a 13-12 loss on July 27 at Southern Oregon...ranked third in the Northwest League with a .424 on-base percentage...named to the Northwest League All-Star team...named the fifth-best prospect in the Northwest League by *Baseball America*...1996 – Hit homers in three consecutive games from July 5-7.

Year	Club	Avg.	G	AB	R	H	2B	3B	HR	RBI	BB	SO	SB	CS
1996	Great Falls	.251	58	199	42	50	8	1	9	25	36	33	2	4
1997	Yakima	.313	54	192	33	60	18	1	7	47	32	37	5	0
	Savannah	.267	37	131	14	35	6	0	0	13	14	23	1	2
	San Bernardino	.367	16	60	11	22	6	1	4	12	5	11	0	1

**Ledesma, Jose**

LHP

**Height:** 6-0 **Bats:** Left **Born:** 7/24/80 in Santo Domingo, DR**Weight:** 170 **Throws:** Left **Residence:** Santo Domingo, DR**School:** Colegio Nuestra Señora de Fatima**How obtained:** Signed as a free agent on April 1, 1997**Signed by:** Pablo Peguero and Felix Feliz

Year	Club	W-L	ERA	G	GS	CG	SHO	SV	IP	H	R	ER	BB	SO
1997	Santo Domingo	1-0	9.56	14	0	0	0	0	16.0	21	18	17	21	18

**Legito, Raylinoe**

C

**Height:** 5-8 **Bats:** Right **Born:** 7/26/78 in Willemstad, Neth. Antilles**Weight:** 165 **Throws:** Right **Residence:** Willemstad, Neth. Antilles**School:** Technical Jan Ruimer School**How obtained:** Signed as a free agent on Nov. 24, 1996**Signed by:** Pablo Beaumont, Nelson Scoop and Karel Williams**Notes:** 1997 – Named to the Dominican Summer League All-Star team.

Year	Club	Avg.	G	AB	R	H	2B	3B	HR	RBI	BB	SO	SB	CS
1997	La Romana	.336	67	268	63	90	20	0	3	37	33	29	12	9

**Lejarazo, Harving**

C

**Height:** 6-0 **Bats:** Right **Born:** 3/2/79 in Caracas, Venezuela**Weight:** 175 **Throws:** Right **Residence:** Caracas, Venezuela**School:** Fe Y Alegria La Rinconada**How obtained:** Signed as a free agent on March 31, 1997**Signed by:** Camilo Pascual

Year	Club	W-L	ERA	G	GS	CG	SHO	SV	IP	H	R	ER	BB	SO
1997	San Joaquin		2.16	29	51	10	11	0	0	0	5	8	11	2

**Leon, Cupertino**

RHP

**Height:** 6-1 **Bats:** Right **Born:** 9/18/79 in Salitral, Mexico**Weight:** 165 **Throws:** Right **Residence:** Veracruz, Mexico**School:** Juan de la Barrera**How obtained:** Signed as a free agent on July 31, 1997.**Signed by:** Mike Brito

Year	Club	W-L	ERA	G	GS	CG	SHO	SV	IP	H	R	ER	BB	SO

(1998 will be his first professional season)

**Liriano, Jose**

RHP

**Height:** 6-1 **Bats:** Right **Born:** 7/20/79 in Cotui, DR**Weight:** 175 **Throws:** Right **Residence:** Cotui, DR**How obtained:** Signed as a free agent on Jan. 16, 1997.**Signed by:** Ralph Avila, Pablo Peguero and Eleodoro Arias

Year	Club	W-L	ERA	G	GS	CG	SHO	SV	IP	H	R	ER	BB	SO
1997	Santo Domingo	4-0	7.06	18	0	0	0	0	29.1	31	28	23	35	26

**Lopez, Mariano**

RHP

**Height:** 6-0 **Bats:** Left **Born:** 8/26/78 in Poza Rica, Veracruz, Mexico**Weight:** 170 **Throws:** Right **Residence:** Poza Rica, Veracruz, Mexico**School:** Salvador Diaz Miron**How obtained:** Signed as a free agent on May 23, 1997**Signed by:** Mike Brito

Year	Club	W-L	ERA	G	GS	CG	SHO	SV	IP	H	R	ER	BB	SO
1997	La Romana	1-0	1.30	12	1	0	0	5	27.2	18	8	4	13	24

**Lopez, Reymundo**

LHP

**Height:** 6-1 **Bats:** Left **Born:** 9/13/78 in Nueva Rosita, Coahuila, Mexico  
**Weight:** 170 **Throws:** Left **Residence:** Nueva Rosita, Coahuila, Mexico  
**School:** E.B.U.R.R. (Fortunato Gutierrez Cruz)  
**How obtained:** Signed as a free agent on May 20, 1996  
**Signed by:** Mike Brito

Year	Club	W-L	ERA	G	GS	CG	SHO	SV	IP	H	R	ER	BB	SO
1996	Santo Domingo	2-2	5.06	13	1	0	0	0	32.0	28	22	18	26	38
1997	Santo Domingo	4-0	2.89	18	1	0	0	4	43.2	35	18	14	14	49

**Madero, Francisco**

RHP

**Height:** 5-10 **Bats:** Right **Born:** 12/6/79 in Mazatlan, Sinaloa, Mexico  
**Weight:** 175 **Throws:** Right **Residence:** Mazatlan, Sinaloa, Mexico  
**School:** Secondary Cuahutemoc #6  
**How obtained:** Signed as a free agent on May 16, 1997  
**Signed by:** Mike Brito

Year	Club	W-L	ERA	G	GS	CG	SHO	SV	IP	H	R	ER	BB	SO
1997	La Romana	1-1	2.93	22	0	0	0	1	30.2	19	11	10	18	30

**Malave, Jaime Enrique (Joshua)**

3B

**Height:** 6-0 **Bats:** Right **Born:** 3/22/75 in Santurce, PR  
**Weight:** 196 **Throws:** Right **Residence:** Ft. Lauderdale, FL  
**School:** South Eastern, IL  
**How obtained:** Signed as a free agent on May 20, 1995  
**Signed by:** Glen Van Proyen and Bob Hale  
**Notes:** 1997 – Homered in both games of a doubleheader vs. Macon on Aug. 26...hit a pair of home runs on Aug. 5 vs. Columbus in a 15-inning victory.

Year	Club	Avg.	G	AB	R	H	2B	3B	HR	RBI	BB	SO	SB	CS
1995	Yakima	.270	44	137	12	37	13	2	1	15	6	41	1	1
1996	Savannah	.250	6	16	2	4	0	0	0	5	0	3	0	0
	Yakima	.204	40	108	14	22	6	0	5	16	6	33	0	0
1997	Savannah	.252	58	206	23	52	11	1	9	32	4	54	2	1
	San Bernardino	.250	1	4	0	1	0	0	0	0	0	0	0	0

**Martinez, Candido**

OF

**Height:** 6-2 **Bats:** Right **Born:** 2/26/80 in Santiago, DR  
**Weight:** 170 **Throws:** Right **Residence:** Sabana Perdida, DR  
**School:** Liceo Ramon Emilio Jimenez  
**How obtained:** Signed as a free agent on Oct. 28, 1996  
**Signed by:** Ralph Avila, Pablo Peguero and Felix Feliz

Year	Club	Avg.	G	AB	R	H	2B	3B	HR	RBI	BB	SO	SB	CS
1997	Santo Domingo	.333	39	69	22	23	5	0	3	14	7	19	3	3

**Martinez, Ramon Abreu**

RHP

**Height:** 5-10 **Bats:** Right **Born:** 2/27/79 in Castanuela, Montecristi, DR  
**Weight:** 155 **Throws:** Right **Residence:** Guayubin, Montecristi, DR  
**How obtained:** Signed as a free agent on Sept. 25, 1996  
**Signed by:** Ralph Avila, Pablo Peguero and Rafael Gonzalez

Year	Club	W-L	ERA	G	GS	CG	SHO	SV	IP	H	R	ER	BB	SO
1997	La Romana	2-2	1.91	14	2	0	0	4	42.1	28	14	9	17	44

**Mayo, Dustin Blake**

RHP

**Height:** 6-2 **Bats:** Right **Born:** 12/18/72 in Gadsden, AL  
**Weight:** 210 **Throws:** Right **Residence:** Gadsden, AL  
**School:** University of Alabama at Birmingham (Southside H.S.)  
**How obtained:** Dodgers' 53rd round pick of the June 1996 Free Agent Draft  
**Signed by:** Joe Campbell  
**Notes:** 1996 – His 1.20 ERA was third-best among short-season minor league pitchers and tops in the Northwest League...was second in the league with 0.76 walks per 9.0 innings.

Year	Club	W-L	ERA	G	GS	CG	SHO	SV	IP	H	R	ER	BB	SO
1996	Yakima	5-2	1.20	20	6	0	0	1	67.1	44	15	9	12	68
1997	San Bernardino	1-1	5.16	20	0	0	0	0	29.2	36	18	17	17	29

**McCrotty, William**

C

**Height:** 6-2 **Bats:** Right **Born:** 6/23/79 in Russellville, AR**Weight:** 195 **Throws:** Right **Residence:** Russellville, AR**School:** Russellville H.S.**How obtained:** Dodgers' 6th round draft in the June 1997 Free Agent Draft**Signed by:** Mike Leuzinger

Year	Club	Avg.	G	AB	R	H	2B	3B	HR	RBI	BB	SO	SB	CS
1997	Yakima	.200	43	135	12	27	2	0	1	10	9	19	2	0

**McDonald, Matthew Stephen**

LHP

**Height:** 6-3 **Bats:** Left **Born:** 6/10/74 in Princeton, IL**Weight:** 185 **Throws:** Left **Residence:** Princeton, IL**School:** Parkland College**How obtained:** Acquired in a trade with Oakland for Todd Williams on Sept. 8, 1995**Notes:** 1997 - Was third in the Florida State League with 57 appearances and 10.76 strikeouts per 9.0 innings.

Year	Club	W-L	ERA	G	GS	CG	SHO	SV	IP	H	R	ER	BB	SO
1994	Scottsdale	4-4	3.40	14	7	0	0	0	55.2	44	24	21	31	78
1995	Southern Oregon	3-2	3.14	13	9	0	0	0	51.2	42	22	18	18	47
	Scottsdale	0-0	2.20	5	1	0	0	0	16.1	16	7	4	9	23
1996	San Bernardino	0-0	12.00	4	0	0	0	0	9.0	14	14	12	12	11
	Savannah	5-6	4.73	28	13	0	0	3	83.2	66	56	44	50	85
1997	Vero Beach	8-8	3.72	57	3	0	0	0	109.0	93	53	45	67	123

**McHugh, Ryan**

DF

**Height:** 6-6 **Bats:** Right **Born:** 7/29/73 in East Stroudsburg, PA**Weight:** 215 **Throws:** Right **Residence:** Stamford, CT**School:** Florida Southern College (Stamford H.S.)**How obtained:** Acquired in the Dec. 15, 1997 Rule V Draft from St. Louis.

Year	Club	Avg.	G	AB	R	H	2B	3B	HR	RBI	BB	SO	SB	CS
1995	New Jersey	.194	26	98	7	19	4	0	1	14	8	39	2	-
1996	Peoria	.253	76	237	46	60	17	4	6	40	33	46	7	4
1997	Prince William	.265	116	442	68	117	27	2	8	61	32	4	117	4

**Medina (Morales), Luis**

C

**Height:** 6-1 **Bats:** Right **Born:** 7/16/79 in Bayamon, PR**Weight:** 215 **Throws:** Right **Residence:** Bayamon, PR**School:** Pedro P Casablanca H.S.**How obtained:** Dodgers' 69th round pick in the June 1997 Free Agent Draft**Signed by:** Eddie Rodriguez

Year	Club	Avg.	G	AB	R	H	2B	3B	HR	RBI	BB	SO	SB	CS
(1998 will be his first professional season)														

**Mejia, Maximiliano**

DF

**Height:** 6-0 **Bats:** Right **Born:** 7/17/77 in La Guanabana, Azua, DR**Weight:** 150 **Throws:** Right **Residence:** La Guanabana, Azua, DR**School:** Primaria Tavera**How obtained:** Signed as a free agent on July 12, 1995**Signed by:** Ralph Avila and Pablo Peguero

Year	Club	Avg.	G	AB	R	H	2B	3B	HR	RBI	BB	SO	SB	CS
1996	La Romana	.297	40	118	29	35	9	0	3	25	34	13	7	3
1997	La Romana	.324	49	176	50	57	11	7	8	45	24	37	22	4

**Melendez, Daniel Patrick**

1B

**Height:** 6-4 **Bats:** Left **Born:** 1/4/71 in Santa Monica, CA**Weight:** 205 **Throws:** Left **Residence:** Newhall, CA**School:** Pepperdine University, CA (St. Bernard's H.S.)**How obtained:** Dodgers' 2nd round pick (4th selection) in the June 1992 Free Agent Draft**Signed by:** Bob Bishop

**Notes:** **1997** – His ninth-inning home run on May 6 defeated Tulsa...scored a run in nine consecutive games from April 27-May 6...**1996** – Went 4-for-4 with a homer and five RBI in a 10-5 win at Wichita on Aug. 19...**1995** – Finished first among Texas League first basemen with a .997 fielding percentage...collected career highs in games, at-bats, runs, hits, doubles, home runs, RBI and walks in after sitting out the 1994 season due to injury...hit .429 (24-for-56) with three home runs and 14 RBI in 17 games from April 22-May 13...**1994** – Missed the entire season after having right elbow surgery.

Year	Club	Avg.	G	AB	R	H	2B	3B	HR	RBI	BB	SO	SB	CS
1992	Bakersfield	.267	39	146	18	39	11	2	0	11	22	18	1	0
1993	San Antonio	.241	47	158	25	38	11	0	7	30	11	29	0	0
1994														
1995	San Antonio	.261	128	464	46	121	28	1	7	59	51	66	0	3
1996	Albuquerque	.152	31	46	5	7	2	0	0	2	8	14	0	0
	San Antonio	.238	67	189	19	45	10	0	1	29	20	31	0	0
1997	San Antonio	.256	87	258	40	66	19	1	2	24	44	42	4	2

**Meyer, Matthew M**

1B

**Height:** 6-2 **Bats:** Left **Born:** 3/28/74 in Yakima, WA**Weight:** 205 **Throws:** Right **Residence:** Yakima, WA**School:** University of Nebraska (Eisenhower H.S.)**How obtained:** Signed as a free agent on June 16, 1996**Signed by:** Hank Jones

**Notes:** **1996** – Finished second in the Northwest League in triples (6), third in on-base percentage (.384) and fourth in average (.302)...was the Northwest League Player of the Week from Aug. 19 - 25.

Year	Club	Avg.	G	AB	R	H	2B	3B	HR	RBI	BB	SO	SB	CS
1996	Yakima	.302	66	235	40	71	14	6	4	28	27	73	6	0
1997														

**Meza, Gonzalo**

OF

**Height:** 5-10 **Bats:** Left **Born:** 3/12/79 in San Luis, Rio Colorado,**Weight:** 172 **Throws:** Right **Residence:** Sonora, Mexico**School:** Cobach H.S., Mexico **Residence:** Sonora, Mexico**How obtained:** Signed as a free agent on Feb. 1, 1996**Signed by:** Mike Brito

Year	Club	Avg.	G	AB	R	H	2B	3B	HR	RBI	BB	SO	SB	CS
1996	La Romana	.333	32	111	23	37	5	3	0	19	21	7	3	3
1997	La Romana	.294	42	143	22	42	7	9	1	22	18	11	3	5

**Meza, Joel**

RHP

**Height:** 6-3 **Bats:** Right **Born:** 10/17/79 in Guamuchil, Sonora, Mexico**Weight:** 166 **Throws:** Right **Residence:** Guamuchil, Sonora, Mexico**How obtained:** Signed as a free agent on July 15, 1996**Signed by:** Mike Brito

Year	Club	W-L	ERA	G	GS	CG	SHD	SV	IP	H	R	ER	BB	SO
1997	La Romana	2-1	2.23	14	2	1	1	4	36.1	22	10	9	10	47

**Mijares, Robert Jose**

OF

**Height:** 6-1 **Bats:** Right **Born:** 1/5/77 in Caracas, VZ  
**Weight:** 175 **Throws:** Right **Residence:** Estado Miranda, VZ  
**School:** Leonardo Ruiz Pineda  
**How obtained:** Signed by the Dodgers as a free agent on May 2, 1995  
**Signed by:** Camilo Pascual

Year	Club	Avg.	G	AB	R	H	2B	3B	HR	RBI	BB	SO	SB	CS
1995	La Romana	.173	34	75	14	13	2	1	0	6	14	15	5	0
1996	Santo Domingo	.221	40	122	24	27	4	1	2	14	16	26	7	3
1997	Santo Domingo	.333	19	60	12	20	2	0	0	7	2	10	2	1

**Mitchell, Samuel Dean**

RHP

**Height:** 5-11 **Bats:** Right **Born:** 3/19/74 in Lubbock, TX  
**Weight:** 175 **Throws:** Right **Residence:** Bryan, TX  
**School:** Texas A&M University (Midway H.S.)  
**How obtained:** Dodgers' 52nd round pick in the June 1996 Free Agent Draft  
**Signed by:** Bill Barkley  
**Notes:** 1997 – Among the South Atlantic League leaders in games (first), relief points (second) and ERA (ninth)...was 1-0 with five saves after not allowing a run over 10 outings from July 26-Aug. 19.

Year	Club	W-L	ERA	G	GS	CG	SHO	SV	IP	H	R	ER	BB	SO
1996	Yakima	2-2	3.44	15	5	0	0	2	52.1	53	25	20	25	61
1997	Savannah	11-5	2.88	52	7	1	0	16	122.0	110	50	39	25	118
	San Bernardino	0-0	0.00	1	0	0	0	0	1.0	0	0	0	1	1

**Montgomery, Matthew**

RHP

**Height:** 6-4 **Bats:** Right **Born:** 5/13/76 in Bellflower, CA  
**Weight:** 210 **Throws:** Right **Residence:** Anaheim, CA  
**School:** Long Beach State University  
**How obtained:** Dodgers' 22nd round pick in the June 1997 Free Agent Draft  
**Signed by:** Arthur Darwin  
**Notes:** 1997 – Was 2-0 with a 1.42 ERA in three starts from July 18-29.

Year	Club	W-L	ERA	G	GS	CG	SHO	SV	IP	H	R	ER	BB	SO
1997	Great Falls	1-1	3.91	4	4	0	0	0	23.0	24	11	10	3	6
	Yakima	2-2	2.44	11	9	0	0	0	55.1	48	23	15	17	38

**Moon, Jared**

RHP

**Height:** 6-4 **Bats:** Right **Born:** 3/2/79 in Torrance, CA  
**Weight:** 190 **Throws:** Right **Residence:** Redondo Beach, CA  
**School:** Redondo Union High School  
**How obtained:** Dodgers' 23rd round pick in the June 1997 Free Agent Draft  
**Signed by:** Arthur Darwin

Year	Club	W-L	ERA	G	GS	CG	SHO	SV	IP	H	R	ER	BB	SO
1997	Yakima	2-2	5.79	11	6	0	0	0	37.1	45	29	24	17	32

**Morel, Fausto (Hiraldo)**

RHP

**Height:** 6-4 **Bats:** Right **Born:** 8/27/80 in Rio Grande Altamira, DR  
**Weight:** 186 **Throws:** Right **Residence:** Puerto Plata, DR  
**School:** Liceo Apolinar Pena  
**How obtained:** Signed as a free agent on July 7, 1997  
**Signed by:** Pablo Peguero and Rafael Gonzalez

Year	Club	W-L	ERA	G	GS	CG	SHO	SV	IP	H	R	ER	BB	SO

(1998 will be his first professional season)

**Moreno, Jr., Omar**

OF

**Height:** 6-0 **Bats:** Both **Born:** 3/14/80 in Santiago, DR  
**Weight:** 155 **Throws:** Right **Residence:** Panama, Republic of Panama  
**School:** St. Mary's H.S.  
**How obtained:** Signed as a free agent on Sept. 29, 1996  
**Signed by:** Mike Brito  
**Notes:** Son of former major leaguer Omar Moreno, Sr.

Year	Club	Avg.	G	AB	R	H	2B	3B	HR	RBI	BB	SO	SB	CS
1997	San Joaquin	.213	39	94	8	20	2	0	0	6	15	23	5	-

**Moreta, Ramon**

OF

**Height:** 5-11 **Bats:** Right **Born:** 9/5/75 in La Romana, DR  
**Weight:** 160 **Throws:** Right **Residence:** La Romana, DR  
**School:** Liceo Vespertino Alma Rosa  
**How obtained:** Signed as a free agent on March 2, 1994  
**Signed by:** Ralph Avila, Pablo Peguero and Eleodoro Arias  
**Notes:** 1997 – Led the Pioneer League with 29 stolen bases and finished 10th with a .336 average...was named the ninth-best prospect in the Pioneer League by *Baseball America*.

Year	Club	Avg.	G	AB	R	H	2B	3B	HR	RBI	BB	SO	SB	CS
1994	La Romana	.305	67	272	59	83	7	2	0	40	41	29	21	5
1995	La Romana	.304	67	253	57	77	8	5	0	39	38	25	31	9
1996	La Romana	.330	67	270	69	89	13	2	1	29	46	33	17	6
1997	Great Falls	.336	68	265	45	89	6	2	1	20	18	38	29	17

**Morimoto, Ken Kazu**

OF

**Height:** 6-1 **Bats:** Right **Born:** 9/22/74 in Lihue, HI  
**Weight:** 163 **Throws:** Right **Residence:** Hilo, HI  
**School:** University of Hawaii (Waimea H.S.)  
**How obtained:** Dodgers' 28th round pick in the June 1995 Free Agent Draft  
**Signed/Recommended by:** Iron Maehara/Hank Jones  
**Notes:** 1996 – Led the minor leagues with 20 stolen bases in July...ranked fourth in the Pioneer League with 27 stolen bases.

Year	Club	Avg.	G	AB	R	H	2B	3B	HR	RBI	BB	SO	SB	CS
1995	Yakima	.270	55	178	27	48	4	2	0	14	19	40	19	4
1996	San Bernardino	.250	24	92	13	23	3	0	0	8	12	28	14	3
	Vero Beach	.000	6	11	1	0	0	0	0	0	1	4	0	0
	Great Falls	.285	32	123	40	35	3	1	1	12	19	26	27	4
1997	Vero Beach	.176	34	85	13	15	1	0	0	5	2	11	29	11

**Morse, Paul Graham**

RHP

**Height:** 6-2 **Bats:** Right **Born:** 2/27/73 in Mt. Vernon, OH  
**Weight:** 184 **Throws:** Right **Residence:** Danville, KY  
**School:** University of Kentucky (Danville H.S.)  
**How obtained:** Acquired in the Rule V Draft from Minnesota on Dec. 15, 1997.  
**Notes:** 1995 – Ranked fifth among league relievers with 1.76 walks per 9.0 innings...was second among Dodger farmhands with 15 saves.

Year	Club	W-L	ERA	G	GS	CG	SHO	SV	IP	H	R	ER	BB	SO
1994	Elizabethon	0-0	7.36	7	0	0	0	0	7.1	8	7	6	3	8
	Ft. Wayne	0-3	5.75	16	0	0	0	3	20.1	27	15	13	10	17
1995	Ft. Myers	3-1	3.83	35	0	0	0	15	61.1	57	30	26	12	56
1996	Ft. Myers	1-0	2.57	13	0	0	0	9	14.0	8	4	4	5	10
	New Britain	6-4	5.34	35	1	0	0	4	55.2	55	36	33	26	48
1997	New Britain	3-11	5.98	37	17	0	0	1	111.1	124	91	74	72	75

**Mota, Antonio**

OF

**Height:** 6-1 **Bats:** Both **Born:** 10/31/77 in Glendale, CA**Weight:** 170 **Throws:** Right **Residence:** Miami, FL**School:** Miami Springs Senior H.S.**How obtained:** Dodgers' 17th round pick in the June 1995 Free Agent Draft**Signed by:** Camilo Pascual and Joe Ferrone**Notes:** 1997 – Finished third in the California League with 13 triples...**Other** – Son of Dodger coach Manny Mota.

Year	Club	Avg.	G	AB	R	H	2B	3B	HR	RBI	BB	SO	SB	CS
1996	Yakima	.276	60	225	29	62	11	3	3	29	13	37	13	7
1997	San Bernardino	.240	111	420	53	101	14	13	4	49	30	97	11	8

**Murphy, Ross-Andre**

OF

**Height:** 6-2 **Bats:** Right **Born:** 3/23/77 in Kingston, Jamaica**Weight:** 185 **Throws:** Right **Residence:** St. Andrew, Jamaica**School:** Kingston Technical H.S.**How obtained:** Signed as a free agent on March 30, 1997**Signed by:** Jim Stoeckel

Year	Club	Avg.	G	AB	R	H	2B	3B	HR	RBI	BB	SO	SB	CS
1997														

(Did not play)

**Neal, Billy David**

RHP

**Height:** 6-0 **Bats:** Right **Born:** 9/20/71 in Phoenix, AZ**Weight:** 201 **Throws:** Right **Residence:** Scottsdale, AZ**School:** Arizona State University (Scottsdale Saguaro H.S.)**How obtained:** Signed as a free agent on June 14, 1995**Signed by:** Eddie Bane**Notes:** 1996 – His 16 wins led the Florida State League, tied for third among Single-A pitchers and tied for fourth among full-season minor leaguers...his 2.28 ERA and win total led all Dodger minor leaguers... 1994 – Went 9-5 with a 3.99 ERA as a junior at ASU to help lead the Sun Devils to the College World Series.

Year	Club	W-L	ERA	G	GS	CG	SHO	SV	IP	H	R	ER	BB	SO
1995	Great Falls	3-2	3.23	10	8	1	0	0	53.0	55	30	19	2	0
1996	Vero Beach	16-6	2.28	51	0	0	0	1	110.2	94	37	28	39	75
1997	San Bernardino	0-5	4.24	24	0	0	0	1	46.2	50	30	22	17	31
	San Antonio	2-4	6.10	25	0	0	0	0	31.0	35	25	21	16	12

**Nelson, Charles**

OF

**Height:** 5-10 **Bats:** Left **Born:** 8/11/71 in Perham, MN**Weight:** 185 **Throws:** Left **Residence:** Edina, MN**School:** University of Minneapolis (Perham H.S.)**How obtained:** Dodgers' 22nd round pick in the 1993 Free Agent Draft**Signed by:** Dale McReynolds and Mike Leuzinger**Notes:** 1997 – Finished second in the Florida State League with 53 stolen bases...stole four bases vs. Sarasota on May 23...drove in four runs on May 24 vs. Sarasota.

Year	Club	Avg.	G	AB	R	H	2B	3B	HR	RBI	BB	SO	SB	CS
1994	Yakima	.321	63	212	53	68	8	5	0	24	57	49	30	5
1995	Vero Beach	.271	80	277	37	75	13	2	0	30	46	50	33	13
1996	Indianapolis	.298	64	228	46	68	9	2	3	17	48	34	29	9
1997	Vero Beach	.281	113	417	73	117	12	1	6	42	50	62	53	16

**Newton, Kimani**

OF

**Height:** 6-0 **Bats:** Right **Born:** 6/16/79 in St. Croix, Virgin Islands**Weight:** 185 **Throws:** Right **Residence:** St. Croix, Virgin Islands**School:** St. Joseph H.S.**How obtained:** Dodgers' 21st round pick in the June 1996 Free Agent Draft**Signed by:** Eddie Rodriguez

Year	Club	Avg.	G	AB	R	H	2B	3B	HR	RBI	BB	SO	SB	CS
1996	Yakima	.156	33	45	8	7	1	0	0	3	6	13	1	2
1997	Yakima	.269	56	201	34	54	7	1	3	14	23	63	20	6

**Nina, Ignacio**

2B

**Height:** 5-11 **Bats:** Both **Born:** 2/12/79 in San Cristobal, DR**Weight:** 170 **Throws:** Right **Residence:** Barequillo, Haina, DR**How obtained:** Signed as a free agent on Dec. 15, 1995**School:** Liceo Noctruno Salome Urena H.S., DR**Signed by:** Ralph Avila, Pablo Peguero and Maximo Gross

Year	Club	Avg.	G	AB	R	H	2B	3B	HR	RBI	BB	SO	SB	CS
1996	Moca	.299	64	194	32	58	13	0	1	38	13	32	7	3
1997	Santo Domingo	.321	50	165	36	53	12	2	4	37	16	22	4	3

**Noriega, Oscar**

RHP

**Height:** 6-0 **Bats:** Right **Born:** 2/11/79 in Tecate Baja Calif., Mexico**Weight:** 231 **Throws:** Right **Residence:** Tecate Baja Calif., Mexico**School:** Secundaria Francisco I. Madero**How obtained:** Signed as a free agent on July 31, 1997**Signed by:** Mike Brito

Year	Club	W-L	ERA	G	GS	CG	SHO	SV	IP	H	R	ER	BB	SO
(1998 will be his first professional season)														

**Nunez, Manuel**

SS

**Height:** 5-11 **Bats:** Right **Born:** 3/9/80 in Jacagua al Medio, DR**Weight:** 139 **Throws:** Right **Residence:** Santiago, DR**School:** Col Evangelico de Jacagua**How obtained:** Signed as a free agent on Jan. 14, 1997**Signed by:** Ralph Avila, Pablo Peguero and Ramon Perez

Year	Club	Avg.	G	AB	R	H	2B	3B	HR	RBI	BB	SO	SB	CS
1997	(Did not play)													

**Ogando, Hugo**

1B

**Height:** 5-11 **Bats:** Right **Born:** 4/14/79 in Guaymate, La Romana, DR**Weight:** 164 **Throws:** Right **Residence:** La Romana, DR**School:** Escuela Guaymate**How obtained:** Signed as a free agent on Sept. 20, 1997**Signed by:** Pablo Peguero and Jose Salado

Year	Club	Avg.	G	AB	R	H	2B	3B	HR	RBI	BB	SO	SB	CS
(1998 will be his first professional season)														

**Ortega, Carlos Antonio**

1B

**Height:** 6-1 **Bats:** Left **Born:** 9/20/78 in Puerto Cabello., VZ**Weight:** 170 **Throws:** Left **Residence:** Tucacas, Edo Falcon, VZ**How obtained:** Signed as a free agent on Aug. 19, 1995**Signed by:** Camilo Pascual

Year	Club	Avg.	G	AB	R	H	2B	3B	HR	RBI	BB	SO	SB	CS
1996	Santo Domingo	.167	29	78	11	13	2	0	1	7	9	5	3	1
1997	San Joaquin	.248	43	101	16	25	9	0	2	12	23	10	1	-

**Ortega, Gregorio**

INF

**Height:** 6-0 **Bats:** Both **Born:** 7/1/80 in Santo Domingo, DR**Weight:** 160 **Throws:** Right **Residence:** Santo Domingo, DR**School:** Col. Jose Gregorio Hernandez**How obtained:** Signed as a free agent on Sept. 25, 1996**Signed by:** Ralph Avila, Pablo Peguero and Felix Feliz

Year	Club	Avg.	G	AB	R	H	2B	3B	HR	RBI	BB	SO	SB	CS
1997	La Romana	.332	54	214	46	71	7	7	1	36	31	31	14	6

**O'Shaughnessy, James Feeney****RHP****Height:** 6-2 **Bats:** Right **Born:** 8/14/74 in Waltham, MA**Weight:** 195 **Throws:** Right **Residence:** Belmont, MA**School:** Northeastern University (Belmont H.S.)**How obtained:** Dodgers' 18th round pick in the June 1995 Free Agent Draft**Signed by:** John Kosciak

**Notes: 1997** – Led South Atlantic League starting pitchers with 11.66 strikeouts per 9.0 innings and a .207 opponent's batting average...struck out 12 batters in a win against Macon on May 27...had a no-hitter for 7.2 innings before allowing a single and a homer in a victory against Augusta on Aug. 24...**1996** – His 13.74 strikeouts per 9.0 innings and .138 opponent's batting average led short-season minor league pitchers...was the Northwest League Pitcher of the Week from Aug. 12-18...struck out six straight batters in a 12-strikeout performance on Aug. 7 at Bellingham, but lost 1-0.

Year	Club	W-L	ERA	G	GS	CG	SHO	SV	IP	H	R	ER	BB	SO
1996	Yakima	4-3	3.23	13	11	0	0	1	55.2	26	24	20	36	85
1997	Savannah	6-12	4.44	27	24	0	0	0	115.2	87	64	57	83	150

**Owen, Andrew Patrick****OF****Height:** 5-10 **Bats:** Left **Born:** 7/12/73 in Mesa, AZ**Weight:** 180 **Throws:** Left **Residence:** Escondido, CA**School:** University of California, Riverside (Mt. Carmel H.S.)**How obtained:** Dodgers' 32nd round pick in the June 1995 Free Agent Draft**Signed by:** Dennis Haren

**Notes: 1997** – Went 5-for-5 with two RBI and four stolen bases in a 9-6 win vs. San Jose on April 6...had a ninth-inning RBI single to defeat Stockton on April 25...**1996** – Named Florida State League Player of the Week from May 6-12.

Year	Club	Avg.	G	AB	R	H	2B	3B	HR	RBI	BB	SO	SB	CS
1995	Yakima	.242	56	165	16	40	12	1	0	17	9	35	6	1
1996	Vero Beach	.272	101	342	35	93	21	2	3	54	34	63	5	5
1997	San Bernardino	.269	112	357	46	96	30	5	10	49	26	77	11	13

**Paluk, Brian C.****RHP****Height:** 6-6 **Bats:** Right **Born:** 10/5/75 in Dearborn, MI**Weight:** 225 **Throws:** Right **Residence:** Plymouth, MI**School:** Saginaw Valley (Plymouth H.S.)**How obtained:** Dodgers' 50th round pick in the June 1996 Free Agent Draft**Signed by:** Dale McReynolds**Notes: 1997** – Threw a four-hit shutout on May 19 at Macon.

Year	Club	W-L	ERA	G	GS	CG	SHO	SV	IP	H	R	ER	BB	SO
1996	Yakima	4-1	3.40	20	5	0	0	0	45.0	36	24	17	17	37
1997	Savannah	3-8	5.78	27	20	1	1	0	118.1	141	82	76	35	61

**Parker, Beau****RHP****Height:** 6-4 **Bats:** Right **Born:** 6/7/79 in Portland, OR**Weight:** 185 **Throws:** Right **Residence:** Vancouver, WA**School:** Prairie H.S.**How obtained:** Dodgers' 8th round pick in the June 1997 Free Agent Draft**Signed by:** Henry Jones

Year	Club	W-L	ERA	G	GS	CG	SHO	SV	IP	H	R	ER	BB	SO
1997	Yakima	0-8	9.35	15	12	0	0	0	51.0	63	59	53	32	44

**Paterson, Joseph****OF****Height:** 6-0 **Bats:** Right **Born:** 12/22/78 in Fontana, CA**Weight:** 195 **Throws:** Right **Residence:** Ontario, CA**School:** Ontario H.S.**How obtained:** Dodgers' 10th round pick in the June 1997 Free Agent Draft**Signed by:** Ross Sapp

Year	Club	Avg.	G	AB	R	H	2B	3B	HR	RBI	BB	SO	SB	CS
1997	Yakima	.231	47	156	13	36	12	1	0	15	5	51	2	2

**Pearsall, III, Gwynne (J.J)**

LHP

**Height:** 6-2 **Bats:** Left **Born:** 9/9/73 in Schenectady, NY**Weight:** 202 **Throws:** Left **Residence:** Burnt Hills, NY**School:** University of South Carolina (Burnt Hills H.S.)**How obtained:** Dodgers' 15th round pick in the June 1995 Free Agent Draft**Signed by:** Lon Joyce**Notes:** 1997 – Ranked among California League leaders in wins (tied for first with 14), games started (tied for second 28), innings pitched (third with 160.2), losses (tied for third with 11) and walks (second with 93)...won seven straight starts from April 28-May 30...allowed two runs or less in five consecutive starts from June 14-July 5.

Year	Club	W-L	ERA	G	GS	CG	SHO	SV	IP	H	R	ER	BB	SO
1995	San Bernardino	0-1	8.44	6	0	0	0	0	10.2	15	10	10	7	5
	Yakima	2-3	3.26	20	1	0	0	1	38.2	39	18	14	14	26
1996	Savannah	6-5	3.29	45	2	0	0	3	87.2	76	48	32	46	88
1997	San Bernardino	14-11	4.54	31	28	0	0	0	160.2	145	91	81	93	112

**Peoples, Derrick R.**

OF

**Height:** 6-2 **Bats:** Both **Born:** 2/6/78 in Houston, TX**Weight:** 190 **Throws:** Right **Residence:** Denton, TX**School:** Denton Ryan H.S., TX**How obtained:** Dodgers' 13th round pick in the June 1996 Free Agent Draft. (Signed on July 30, 1996)**Signed by:** Mike Leuzinger

Year	Club	Avg.	G	AB	R	H	2B	3B	HR	RBI	BB	SO	SB	CS
1997	Yakima	.229	47	144	14	33	7	2	0	16	13	44	7	0

**Perez, Carlos**

SS

**Height:** 5-10 **Bats:** Both **Born:** 11/8/79 in San Francisco de Macoris, DR**Weight:** 148 **Throws:** Right **Residence:** San Francisco de Macoris, DR**School:** Liceo Ercilia Pepin**How obtained:** Signed as a free agent on July 23, 1996**Signed by:** Ramon Perez, Pablo Peguero and Ralph Avila

Year	Club	Avg.	G	AB	R	H	2B	3B	HR	RBI	BB	SO	SB	CS
1997	La Romana	.281	35	128	30	36	7	1	0	17	22	19	14	4

**Phoenix, Wynter**

OF

**Height:** 6-2 **Bats:** Left **Born:** 12/7/74 in San Diego, CA**Weight:** 208 **Throws:** Left **Residence:** El Cajon, CA**School:** University of California, Santa Barbara (Grossmont H.S.)**How obtained:** Signed as a free agent on Dec. 2, 1996**Signed by:** Joe Ferrone

Year	Club	Avg.	G	AB	R	H	2B	3B	HR	RBI	BB	SO	SB	CS
1997	Yakima	.253	56	186	29	47	14	2	3	17	23	36	11	4

**Piedra, Jorge**

OF

**Height:** 6-0 **Bats:** Left **Born:** 4/17/79 in Sun Valley, CA**Weight:** 175 **Throws:** Left **Residence:** Van Nuys, CA**School:** Notre Dame H. S.**How obtained:** Signed as a free agent on Aug. 4, 1997**Signed by:** George Genovese and Joe Ferrone

Year	Club	Avg.	G	AB	R	H	2B	3B	HR	RBI	BB	SO	SB	CS

(1998 will be his first professional season)

**Pimentel, Jose Miguel**

OF

**Height:** 6-0 **Bats:** Right **Born:** 12/3/74 in San Cristobal, DR**Weight:** 160 **Throws:** Right **Residence:** San Cristobal, DR**School:** Liceo O & M, DR**How obtained:** Signed as a free agent on Aug. 28, 1992**Signed by:** Ralph Avila and Pablo Peguero

**Notes: 1997** – Finished fourth in the Florida State League with 41 stolen bases... **1996** – His 50 stolen bases tied for the 10th best among all Single-A players... **1994** – Dominican Summer League All-Star.

Year	Club	Avg.	G	AB	R	H	2B	3B	HR	RBI	BB	SO	SB	CS
1993	Santo Domingo	.324	61	216	45	70	6	2	5	35	34	34	9	6
1994	Santo Domingo	.304	67	296	76	90	20	7	7	62	32	48	13	4
1995	La Romana	.278	66	223	56	62	17	3	4	38	32	21	24	5
1996	Savannah	.278	123	461	66	128	21	4	7	54	28	100	50	19
1997	Vero Beach	.259	110	344	56	89	13	1	5	40	17	67	41	19

**Pourron, Joseph****RHP****Height:** 6-7 **Bats:** Right **Born:** 3/12/77 in Riverdale, GA**Weight:** 222 **Throws:** Right **Residence:** Jonesboro, GA**School:****How obtained:** Signed as a free agent on Aug. 5, 1997**Signed by:** Willie Powell and Lon Joyce

Year	Club	W-L	ERA	G	GS	CG	SHO	SV	IP	H	R	ER	BB	SO
(1998 will be his first professional season)														

**Proctor, Brian (Murph)****OF/LHP****Height:** 6-1 **Bats:** Both **Born:** 6/12/69 in Arcadia, CA**Weight:** 190 **Throws:** Left **Residence:** Las Vegas, NV**School:** University of Southern Calif. (John Muir H.S.)**How obtained:** Signed as a free agent on Jan. 27, 1997

**Notes: 1997** – Slugged three doubles and two RBI in an 11-3 victory at Lake Elsinore on May 3...reached base safely by a hit or a walk in 32 consecutive games from April 21-May 28...hit a grand slam at Bakersfield on July 27...was the Dodgers' 24th round pick in the 1991 Free Agent Draft and was then acquired by Cleveland in the Rule V Draft on Dec. 13, 1993.

Year	Club	Avg.	G	AB	R	H	2B	3B	HR	RBI	BB	SO	SB	CS
1991	Yakima	.309	74	282	48	87	25	2	7	61	42	31	5	4
1992	Bakersfield	.318	71	261	38	83	15	2	4	42	23	33	0	2
	San Antonio	.302	64	235	32	71	17	1	3	37	22	30	2	5
1993	San Antonio	.252	91	294	38	74	10	0	5	42	45	45	1	4
1994	Canton-Akron	.288	104	316	40	91	24	1	6	36	48	54	1	5
1996	Indianapolis	.319	84	326	57	104	19	1	15	66	45	30	0	0
1997	San Bernardino	.304	107	381	66	116	33	2	13	70	65	66	1	7

Year	Club	W-L	ERA	G	GS	CG	SHO	SV	IP	H	R	ER	BB	SO
1997	San Bernardino	0-0	0.00	2	0	0	0	0	1.2	0	0	0	2	0

**Prokopec, (Kenneth) Luke****OF/RHP****Height:** 5-11 **Bats:** Left **Born:** 2/23/78 in Blackwood, South Australia**Weight:** 166 **Throws:** Right **Residence:** Renmark, South Australia**School:** Renmark H.S., South Australia**How obtained:** Signed as a free agent on August 28, 1994**Signed by:** Brian Cakebread and Jim Stoeckel

**Notes: 1997** – Converted to a pitcher mid-season...tossed 8.0 scoreless innings in a 4-1 win against Augusta on Aug. 25.

Year	Club	Avg.	G	AB	R	H	2B	3B	HR	RBI	BB	SO	SB	CS
1995	Great Falls	.244	43	119	16	29	6	2	2	24	8	37	5	2
1996	Savannah	.216	82	245	34	53	12	1	4	29	27	78	0	5
1997	Savannah	.232	61	164	11	38	7	3	2	20	12	49	3	-

Year	Club	W-L	ERA	G	GS	CG	SHO	SV	IP	H	R	ER	BB	SO
1997	Savannah	3-1	4.07	13	6	0	0	0	42.0	37	21	19	12	45

**Ramirez, Frankelis**

INF

**Height:** 6-0 **Bats:** Left **Born:** 12/27/78 in La Vega, DR  
**Weight:** 160 **Throws:** Left **Residence:** El Coli, Cutupu, La Vega, DR  
**School:** Liceo Manuel Acevedo, DR  
**How obtained:** Signed as a free agent on July 6, 1995  
**Signed by:** Ralph Avila and Pablo Peguero  
**Notes:** 1997 – Led the Dominican Summer League champions with a .392 batting average and 46 RBI.

Year	Club	Avg.	G	AB	R	H	2B	3B	HR	RBI	BB	SO	SB	CS
1996	Santo Domingo	.327	52	156	29	51	8	0	1	18	30	27	3	2
1997	La Romana	.392	66	227	42	89	13	3	0	46	41	13	18	13

**Rawls, Michael**

LHP

**Height:** 6-0 **Bats:** Left **Born:** 9/1/74 in Pensacola, FL  
**Weight:** 195 **Throws:** Left **Residence:** Pensacola, FL  
**School:** Bethune Cookman College  
**How obtained:** Dodgers' 24th round pick in the June 1997 Free Agent Draft  
**Signed by:** James Stoeckel

Year	Club	W-L	ERA	G	GS	CG	SHO	SV	IP	H	R	ER	BB	SO
1997	Yakima	0-2	5.21	22	2	0	0	2	38.0	38	27	22	28	27

**Regalado, Maximo Rafael**

RHP

**Height:** 6-2 **Bats:** Right **Born:** 11/18/76 in Guayubin, DR  
**Weight:** 165 **Throws:** Right **Residence:** Guayubin, DR  
**School:** Liceo Los Limones  
**How obtained:** Signed as a free agent on April 7, 1994  
**Signed by:** Ralph Avila, Pablo Peguero and Rafael Gonzalez

Year	Club	W-L	ERA	G	GS	CG	SHO	SV	IP	H	R	ER	BB	SO
1994	Santo Domingo	2-1	3.33	6	6	0	0	0	24.1	22	16	9	12	14
1995	Santo Domingo	0-2	7.86	11	3	0	0	0	18.1	21	20	16	14	13
1996	Santo Domingo	3-5	4.70	14	13	0	0	1	53.2	44	32	28	48	19
1997	Great Falls	2-1	1.96	9	6	0	0	0	36.2	27	12	8	21	24

**Reyes, Jesus**

LHP

**Height:** 5-11 **Bats:** Left **Born:** 2/4/79 in El Seibo, DR  
**Weight:** 160 **Throws:** Left **Residence:** El Seibo, DR  
**How obtained:** Signed as a free agent on October 9, 1996  
**Signed by:** Ralph Avila, Pablo Peguero and Silvano Quezada

Year	Club	W-L	ERA	G	GS	CG	SHO	SV	IP	H	R	ER	BB	SO
1997	Santo Domingo	3-1	3.94	12	6	0	0	0	32.0	25	20	14	23	28

**Reyes, Natanahel**

LHP

**Height:** 5-7 **Bats:** Left **Born:** 11/19/78 in Guaymas, Sonora, Mexico  
**Weight:** 150 **Throws:** Left **Residence:** Guaymas, Sonora, Mexico  
**School:** Tecnica #30  
**How obtained:** Signed as a free agent on Feb. 1, 1996  
**Signed by:** Mike Brito  
**Notes:** 1997 – Ranked among Pioneer League leaders in saves (third), games (tied for fifth), games finished (third) and relief points (third).

Year	Club	W-L	ERA	G	GS	CG	SHO	SV	IP	H	R	ER	BB	SO
1996	La Romana	5-1	2.04	15	0	0	0	2	39.2	27	18	9	16	24
1997	Great Falls	3-3	2.51	24	0	0	0	8	28.2	26	9	8	15	30

**Ricabal, Daniel**

RHP

**Height:** 6-0 **Bats:** Right **Born:** 7/8/72 in Los Angeles, CA  
**Weight:** 195 **Throws:** Right **Residence:** Rosemead, CA  
**School:** Cal State Fullerton (San Gabriel H.S.)  
**How obtained:** Signed as a free agent on June 13, 1994  
**Signed by:** Gail Henley

**Notes: 1997** – Led Florida State League pitchers in games and games finished and finished second in the league in saves and relief points...named FSL Pitcher of the Week after going 2-0 with three saves from May 8-13...set a Dodger minor league record with 75 appearances and led all Dodger minor leaguers with 28 saves...was named to Florida State League All-Star team...**1996** – Averaged 12.02 strikeouts per 9.0 innings and held hitters to a .154 batting average...third in the South Atlantic League with 24 saves...notched five straight saves from April 19-30...**1994** – Led the league with eight saves in August...did not allow an earned run in his first 21.1 innings.

Year	Club	W-L	ERA	G	GS	CG	SHO	SV	IP	H	R	ER	BB	SO
1994	Yakima	5-1	0.31	27	0	0	0	12	29.0	17	4	1	10	32
1995	San Bernardino	4-1	3.88	43	0	0	0	2	72.0	63	35	31	33	62
1996	Vero Beach	0-2	1.20	13	1	0	0	1	30.0	14	7	4	17	36
	Savannah	2-4	2.28	40	0	0	0	24	55.1	32	19	14	17	78
1997	Vero Beach	4-5	4.25	75	0	0	0	28	84.2	78	44	40	39	79

**Richardson, Scott Lamont****OF****Height:** 6-1 **Bats:** Right **Born:** 2/19/71 in Clark A.F.B., Philippine Islands**Weight:** 175 **Throws:** Right **Residence:** Rialto, CA**School:** Cal. State University, Northridge**How obtained:** Acquired in the Rule V Draft from Milwaukee on Dec. 4, 1995

**Notes: 1996** – Named California League Player of the Week in consecutive weeks, June 2-8 and 9-15...went 5-for-5 with a home run and four RBI at Lake Elsinore on June 3...his .455 batting average (46-for-101) led all minor league batters in June.

Year	Club	Avg.	G	AB	R	H	2B	3B	HR	RBI	BB	SO	SB	CS
1992	Helena	.286	69	290	58	83	10	5	2	36	35	43	22	0
1993	Beloit	.276	125	475	76	131	26	7	3	64	42	85	50	0
1994	Stockton	.265	131	495	76	131	25	3	2	33	73	64	49	12
1995	Stockton	.254	82	256	29	65	9	6	1	29	16	42	8	5
	El Paso	.225	24	80	12	18	4	1	2	14	6	16	8	3
1996	San Bernardino	.306	128	458	80	140	30	0	13	69	46	71	31	14
1997	San Antonio	.283	92	304	49	86	15	1	7	38	46	54	6	5

**Rijo (Lopez), Fernando****RHP****Height:** 5-11 **Bats:** Right **Born:** 11/15/77 in La Romana, DR**Weight:** 155 **Throws:** Right **Residence:** La Romana, DR**School:** Liceo Guatemala**How obtained:** Signed as a free agent on Feb. 28, 1995**Signed by:** Ralph Avila

Year	Club	W-L	ERA	G	GS	CG	SHO	SV	IP	H	R	ER	BB	SO
1995	Santo Domingo	3-6	7.07	16	11	1	0	0	56.0	71	51	44	45	28
1996	La Romana	4-0	2.48	15	1	0	0	0	40.0	36	18	11	28	20
1997	La Romana	3-3	1.96	21	0	0	0	10	36.2	27	11	8	19	38

**Riley, Jr., William Cash****OF****Height:** 6-1 **Bats:** Right **Born:** 6/4/77 in New York, NY**Weight:** 180 **Throws:** Right **Residence:** Dallas, TX**School:** Trinity Christian Academy**How obtained:** Dodgers' 61st round pick in the June 1995 Free Agent Draft**Signed by:** Mike Leuzinger

**Notes: 1997** – Led the Northwest League with seven triples...hit a pair of solo home runs vs. Spokane on Aug. 17.

Year	Club	Avg.	G	AB	R	H	2B	3B	HR	RBI	BB	SO	SB	CS
1996	Great Falls	.303	44	145	23	44	8	1	3	26	14	30	6	6
1997	Yakima	.265	65	253	36	67	12	7	7	43	21	77	14	3
	Savannah	.207	27	87	6	18	3	3	0	3	3	27	4	2

**Rincon, Isaias**

OF

**Height:** 5-11 **Bats:** Right **Born:** 3/13/79 in Veracruz, Mexico**Weight:** 176 **Throws:** Right **Residence:** Michoacan, Mexico**How obtained:** Signed as a free agent on July 31, 1997**Signed by:** Mike Brito

Year	Club	Avg.	G	AB	R	H	2B	3B	HR	RBI	BB	SO	SB	CS
(1998 will be his first professional season)														

**Roach, Peter**

LHP

**Height:** 6-2 **Bats:** Left **Born:** 9/19/70 in Redding, CA**Weight:** 175 **Throws:** Left **Residence:** Redding, CA**School:** University of Nevada (Central Valley H.S.)**How obtained:** Signed as a free agent on April 13, 1994**Signed by:** Mark Sheehy

**Notes:** **1997** – Won three straight starts from April 16-26...**1996** – Allowed only nine earned runs in 33.0 innings for a 1.09 ERA during a five-game win streak from July 1-23...was 2-4 with a 4.78 ERA and one save for Sun Cities in the Arizona Fall League...**1995** – Earned a save in four consecutive appearances from April 24-May 3.

Year	Club	Avg.	G	AB	R	H	2B	3B	HR	RBI	BB	SO	SB	CS
1992	Everett	.212	70	250	35	53	14	0	3	37	34	73	7	3
1993	Clinton	.174	28	92	8	16	3	0	1	7	13	26	0	1
	Everett	.264	76	284	37	75	10	2	2	32	54	76	3	2

Year	Club	W-L	ERA	G	GS	CG	SHO	SV	IP	H	R	ER	BB	SO
1994	Vero Beach	2-3	4.42	7	6	0	0	0	36.2	41	20	18	12	19
	Yakima	3-1	0.68	8	4	0	0	0	40.0	24	5	3	6	32
1995	San Bernardino	1-2	3.00	30	0	0	0	8	33.0	28	16	11	14	38
1996	Vero Beach	3-4	3.65	17	10	0	0	0	69.0	56	30	28	17	52
	San Antonio	6-3	3.82	13	13	1	0	0	75.1	81	41	32	34	40
1997	San Antonio	7-4	3.73	13	13	1	0	0	82.0	76	39	34	35	56
	Albuquerque	0-5	5.29	31	0	0	0	1	49.1	56	31	29	27	33

**Rodriguez, Alfredo**

C

**Height:** 6-2 **Bats:** Right **Born:** 11/1/77 in Santiago, DR**Weight:** 185 **Throws:** Right **Residence:** Zalaya, Santiago, DR**School:** Liceo Secundario de Zalaya**How obtained:** Signed as a free agent on May 27, 1995**Signed by:** Ralph Avila, Pablo Peguero and Rafael Gonzalez**Notes:** **1995** – Led La Romana with a .321 batting average.

Year	Club	Avg.	G	AB	R	H	2B	3B	HR	RBI	BB	SO	SB	CS
1995	La Romana	.321	35	106	19	34	6	0	3	31	11	22	0	1
1996	La Romana	.286	38	147	30	42	7	1	3	32	11	42	5	2
1997	Santo Domingo	.161	9	31	5	5	0	0	1	4	7	12	0	0

**Rodriguez, Ricardo**

RHP

**Height:** 6-3 **Bats:** Right **Born:** 5/21/79 in Manga, Guayubin, DR**Weight:** 165 **Throws:** Right **Residence:** Manga, Guayubin, DR**How obtained:** Signed as a free agent on Sept. 2, 1996**Signed by:** Pablo Peguero

Year	Club	W-L	ERA	G	GS	CG	SHO	SV	IP	H	R	ER	BB	SO
1997	Santo Domingo	1-2	6.40	12	10	0	0	0	32.1	42	39	23	26	20

**Rolls, Damian**

3B

**Height:** 6-2 **Bats:** Right **Born:** 9/15/77 in Manhattan, KS**Weight:** 205 **Throws:** Right **Residence:** Kansas City, KS**School:** F.L. Schlagle H.S.**How obtained:** Dodgers' 1st round pick in the June 1996 Free Agent Draft**Signed by:** Mike Hankins

**Notes:** **1996** – Named Northwest League Player of the Week from Aug. 26-Sept. 2.

Year	Club	Avg.	G	AB	R	H	2B	3B	HR	RBI	BB	SO	SB	CS
1996	Yakima	.265	66	257	31	68	11	1	4	27	7	46	8	3
1997	Savannah	.211	130	475	57	100	17	5	5	47	38	83	11	3

**Romero, Wilfredo Andres**

OF

**Height:** 5-9 **Bats:** Right **Born:** 8/5/74 in Maracay, VZ**Weight:** 192 **Throws:** Right **Residence:** Maracay, VZ**How obtained:** Signed as a free agent on Sept. 20, 1990**Signed by:** Camilo Pascual

**Notes:** 1997 – Reached base safely in 25 consecutive games from April 4-May 3...spent three months on the disabled list with a sore right elbow...missed the remainder of the season after he reinjured the elbow two days after being reinstated from the disabled list...1996 – Named Texas League Player of the Week from Aug. 19-25...had a 15-game hitting streak from June 24-July 9...was fourth among Double-A batters with 36 doubles and tied for fifth with eight sacrifice flies.

Year	Club	Avg.	G	AB	R	H	2B	3B	HR	RBI	BB	SO	SB	CS
1991	Santo Domingo	.260	53	200	22	52	1	1	0	13	0	0	9	9
1992	Santo Domingo	(Injured – Did Not Play)												
1993	Bakersfield	.351	20	77	8	27	5	0	1	12	5	16	4	2
	Yakima	.255	13	51	8	13	0	0	0	1	1	12	3	0
	Great Falls	.276	15	58	12	16	5	0	0	9	2	9	2	1
1994	Bakersfield	.273	70	260	36	71	19	1	7	36	19	53	15	5
	Vero Beach	.230	38	126	14	29	6	0	2	13	9	19	0	2
1995	San Antonio	.266	105	376	46	100	20	1	7	44	40	69	10	12
1996	San Antonio	.295	122	444	66	131	36	6	6	48	34	52	21	15
	Albuquerque	.385	4	13	1	5	0	0	1	3	1	1	1	0
1997	San Antonio	.324	30	108	22	35	8	1	1	16	15	11	7	4

**Ruiz, Ramon**

3B

**Height:** 5-11 **Bats:** Right **Born:** 10/24/75 in Los Angeles, CA**Weight:** 190 **Throws:** Right **Residence:** Montebello, CA**School:** Florida International (Roosevelt H.S.)**How obtained:** Signed as a free agent on Dec. 5, 1997**Signed by:** Mike Brito

Year	Club	Avg.	G	AB	R	H	2B	3B	HR	RBI	BB	SO	SB	CS
(1998 will be his first professional season)														

**Saitta, Jr., Richard**

2B

**Height:** 5-10 **Bats:** Right **Born:** 7/28/75 in Brooklyn, NY**Weight:** 170 **Throws:** Right **Residence:** Marlboro, NJ**School:** Rutgers University, NJ (Marlboro H.S.)**How obtained:** Dodgers' 30th round pick in the June 1996 Free Agent Draft**Signed by:** John Kosciak

**Notes:** 1997 – Scored a run in seven straight games for Yakima from June 29-July 7.

Year	Club	Avg.	G	AB	R	H	2B	3B	HR	RBI	BB	SO	SB	CS
1996	Yakima	.248	44	165	17	41	5	0	1	17	11	34	7	5
1997	Great Falls	.241	16	58	4	14	3	0	0	4	2	9	0	1
	Yakima	.311	44	183	37	57	13	2	1	15	14	27	6	2

**Sanchez, Vincent Michael**

RHP

**Height:** 6-2 **Bats:** Right **Born:** 11/23/75 in Riverside, CA**Weight:** 160 **Throws:** Right **Residence:** Riverside, CA**School:** Chaffey College (Rubidoux H.S.)**How obtained:** Dodgers' 27th round pick in the June 1995 Free Agent Draft**Signed by:** Ross Sapp

Year	Club	W-L	ERA	G	GS	CG	SHO	SV	IP	H	R	ER	BB	SO
1995	Yakima	1-2	0.95	18	1	0	0	5	28.1	16	4	3	20	27
1996	San Bernardino	0-0	8.22	11	0	0	0	0	23.0	23	30	21	28	29
	Great Falls	0-0	9.64	9	0	0	0	1	9.1	8	11	10	10	7
1997	Savannah	1-5	4.68	40	0	0	0	0	75.0	72	43	39	32	74

**Sankey, Brian M.**

1B

**Height:** 6-1 **Bats:** Left **Born:** 6/12/74 in Quincy, MA**Weight:** 195 **Throws:** Left **Residence:** Orleans, MA**School:** Boston College, MA (North Attleboro H.S.)**How obtained:** Dodgers' 32nd round pick in the June 1996 Free Agent Draft**Signed by:** John Kosciak

Year	Club	Avg.	G	AB	R	H	2B	3B	HR	RBI	BB	SO	SB	CS
1996	Yakima	.294	72	255	40	75	19	2	11	52	34	53	2	0
1997	Savannah	.267	63	210	25	56	11	0	5	27	24	37	5	2
	San Bernardino	.257	55	179	21	46	10	1	2	22	16	28	3	10

**Santana, Santiago**

RHP

**Height:** 5-10 **Bats:** Right **Born:** 3/3/80 in San Pedro de Macoris, DR**Weight:** 150 **Throws:** Right **Residence:** San Pedro de Macoris, DR**School:** Evangelista Rodriguez**How obtained:** Signed as a free agent on April 2, 1997**Signed by:** Pablo Peguero and Silvano Quezada

Year	Club	W-L	ERA	G	GS	CG	SHO	SV	IP	H	R	ER	BB	SO
1997	La Romana	1-1	6.00	12	3	0	0	0	24.0	26	20	16	15	22

**Schmalz, Darin**

RHP

**Height:** 5-11 **Bats:** Right **Born:** 7/30/74 in Chicago, IL**Weight:** 182 **Throws:** Right **Residence:** Barrington, IL**School:** University of Notre Dame (Barrington H.S.)**How obtained:** Dodgers' 29th round pick in the June 1997 Free Agent Draft**Signed by:** Glen Van Proyen

Year	Club	W-L	ERA	G	GS	CG	SHO	SV	IP	H	R	ER	BB	SO
1997	Yakima	3-1	5.13	22	0	0	0	1	33.1	45	27	19	12	29

**Sell, Donald (Chip) Ray**

OF

**Height:** 6-2 **Bats:** Left **Born:** 6/19/71 in Fontana, CA**Weight:** 205 **Throws:** Right **Residence:** Otis, OR**School:** University of the Pacific (McKay H.S.)**How obtained:** Dodgers' 33rd selection in the June 1994 Free Agent Draft**Signed by:** Mark Sheehy**Notes:** 1997 – Hit a bases-loaded triple vs. Brevard County on Aug. 5.

Year	Club	Avg.	G	AB	R	H	2B	3B	HR	RBI	BB	SO	SB	CS
1994	Yakima	.302	54	172	29	52	12	3	3	21	16	37	11	3
1995	Vero Beach	.270	80	222	21	60	6	1	1	23	18	33	1	3
1996	San Bernardino	.280	95	321	47	90	12	0	1	23	27	68	13	5
1997	Vero Beach	.284	111	342	50	97	21	7	7	46	29	67	25	8

**Sikes, Kenneth J.**

RHP

**Height:** 6-4 **Bats:** Right **Born:** 1/25/73 in Warner Robins, GA**Weight:** 240 **Throws:** Right **Residence:** Perry, GA**School:** Middle Georgia Junior College (Perry H.S.)**How obtained:** Dodgers' 33rd round pick in the June 1992 Free Agent Draft**Signed by:** Tommy Mixon**Notes:** 1997 – Missed the entire season due to right shoulder surgery...1996 – Named California League Pitcher of the Week from May 12-18...1994 – Finished fifth in the Northwest League in ERA...had a 1.19 ERA in August.

Year	Club	W-L	ERA	G	GS	CG	SHO	SV	IP	H	R	ER	BB	SO
1993	Great Falls	1-1	7.01	16	4	0	0	1	43.2	52	40	34	39	37
1994	Yakima	3-3	2.63	16	10	0	0	2	68.1	41	22	20	40	86
1995	Vero Beach	3-4	5.06	14	12	0	0	0	64.0	64	44	36	36	50
1996	San Bernardino	6-3	4.81	17	17	0	0	0	91.2	89	58	49	56	65
1997														

(Injured - Did not play)

**Simon, Benjamin S.****RHP**

**Height:** 6-1 **Bats:** Right **Born:** 11/12/74 in Elyria, OH  
**Weight:** 185 **Throws:** Right **Residence:** Berlin Heights, OH  
**School:** Eastern Michigan University, MI (Berlin Heights H.S.)

**How obtained:** Dodgers' 7th round pick in the June 1996 Free Agent Draft**Signed by:** Dale McReynolds

**Notes:** 1997 - Struck out 12 batters and allowed just one hit over 6.2 innings in a win against Greensboro on April 14...struck out 10 batters in a 4-1 win against Hickory on May 1...also struck out 10 batters in a 4-2 win vs. Columbus on May 17...1996 - Ranked second in the Northwest League with a .134 opponent's batting average.

Year	Club	W-L	ERA	G	GS	CG	SHO	SV	IP	H	R	ER	BB	SO
1996	Yakima	2-6	3.66	15	10	0	0	1	66.1	59	34	27	21	62
1997	Savannah	7-5	3.09	18	17	2	1	0	93.1	84	35	32	27	93

**Slater, Wayne****OF**

**Height:** 6-1 **Bats:** Left **Born:** 8/26/75 in Brooklyn, NY  
**Weight:** 187 **Throws:** Left **Residence:** Brooklyn, NY  
**School:** Bethune Bookman College, FL (Roosevelt H.S.)

**How obtained:** Dodgers' 31st round pick in the June 1997 Free Agent Draft**Signed by:** Jim Stoeckel

Year	Club	Avg.	G	AB	R	H	2B	3B	HR	RBI	BB	SO	SB	CS
1997	Yakima	.235	29	68	11	16	3	0	1	7	11	11	2	0

**Snow, Casey****C**

**Height:** 5-10 **Bats:** Both **Born:** 12/8/74 in Fullerton, CA  
**Weight:** 185 **Throws:** Right **Residence:** Canoga Park, CA  
**School:** California State University, Long Beach (Crespi H.S.)

**How obtained:** Dodgers' 15th round pick in the June 1996 Free Agent Draft**Signed by:** Bob Darwin

**Notes:** 1997 - Hit a grand slam vs. Butte on Aug. 14...1996 - Went 5-for-5 with three RBI at Butte on July 13...**Other** - Son of Long Beach State head baseball coach Dave Snow.

Year	Club	Avg.	G	AB	R	H	2B	3B	HR	RBI	BB	SO	SB	CS
1996	Great Falls	.269	43	130	19	35	6	0	2	23	13	33	1	4
1997	San Bernardino	.197	43	132	10	26	5	3	1	10	4	35	2	3
	Great Falls	.321	17	53	5	17	3	0	2	9	8	10	2	0

**Soriano, Gabriel****RHP**

**Height:** 6-1 **Bats:** Right **Born:** 6/19/76 in San Cristobal, DR  
**Weight:** 158 **Throws:** Right **Residence:** Santo Domingo, DR  
**School:** Centro de Estudio Civil

**How obtained:** Signed as a free agent on July 8, 1994**Signed by:** Ralph Avila, Pablo Peguero and Maximo Gross

Year	Club	W-L	ERA	G	GS	CG	SHO	SV	IP	H	R	ER	BB	SO
1995	Santo Domingo	2-6	4.83	15	12	0	0	0	63.1	71	38	34	37	41
1996	Santo Domingo	3-5	5.36	13	12	0	0	0	50.1	56	34	30	39	56
1997	La Romana	8-2	3.27	14	14	0	1	0	77.0	63	34	28	34	87

**Soto, Seferino****RHP****Height:** 6-1 **Bats:** Right **Born:** 8/26/75 in Indio, CA**Weight:** 185 **Throws:** Right **Residence:** Escondido, CA**School:** Palomar Junior College**How obtained:** Dodgers' 5th round pick in the June 1995 Free Agent Draft**Signed by:** Dennis Haren

Year	Club	W-L	ERA	G	GS	CG	SHO	SV	IP	H	R	ER	BB	SO
1995	Yakima	0-2	7.75	15	6	0	0	0	36.0	30	37	31	54	34
1996	Great Falls	2-4	6.14	15	11	0	0	1	55.2	56	45	38	35	51
1997	Savannah	2-2	3.79	26	0	0	0	3	54.2	57	29	23	28	59

**Stearns, Randy Michael****OF****Height:** 5-11 **Bats:** Left **Born:** 10/22/74 in Prairie Farms, WI**Weight:** 185 **Throws:** Right **Residence:** Bloomer, WI**School:** University of Wisconsin, River Falls (Bloomer H.S.)**How obtained:** Dodgers' 12th round pick in the June 1996 Free Agent Draft**Signed by:** Dale McReynolds

Year	Club	Avg.	G	AB	R	H	2B	3B	HR	RBI	BB	SO	SB	CS
1996	Yakima	.257	57	183	29	47	8	3	0	10	17	60	17	6
1997	Savannah	.226	94	301	41	68	10	3	2	18	31	96	21	14

**Stone, Ricky****RHP****Height:** 6-1 **Bats:** Right **Born:** 2/28/75 in Hamilton, OH**Weight:** 168 **Throws:** Right **Residence:** Hamilton, OH**School:** Hamilton H.S., OH**How obtained:** Dodgers' 4th selection in the June 1994 Free Agent Draft**Signed by:** Carl Loewenstine**Notes:** 1996 – Struck out 12 in a 4-1 win vs. Columbia on May 16...1994 – Named the eighth-best prospect in the Pioneer League by *Baseball America*.

Year	Club	W-L	ERA	G	GS	CG	SHO	SV	IP	H	R	ER	BB	SO
1994	Great Falls	2-2	4.44	13	7	0	0	2	50.2	55	40	25	24	48
1995	San Bernardino	3-5	6.52	12	12	0	0	0	58.0	79	50	42	25	31
	Yakima	4-4	5.25	16	6	0	0	2	48.0	54	31	28	20	28
1996	Savannah	2-1	3.98	5	5	0	0	0	31.2	34	15	14	9	31
	Vero Beach	8-6	3.83	21	21	1	0	0	112.2	115	58	48	46	74
1997	San Bernardino	3-3	3.35	8	8	0	0	0	53.2	40	22	20	10	40
	San Antonio	0-3	5.47	25	5	0	0	3	52.2	63	33	32	30	46

**Stover, Cary****RHP****Height:** 6-5 **Bats:** Right **Born:** 12/8/75 in Napa, CA**Weight:** 225 **Throws:** Right **Residence:** Citrus Heights, CA**School:** American River Junior College (Mesa Verde H.S.)**How obtained:** Dodgers' 82nd round pick in the June 1995 Free Agent Draft. (Signed on May 21, 1996)**Signed by:** Mark Sheehy**Notes:** 1997 – Ranked among Pioneer League leaders in ERA (fourth), wins (tied for third) and opponent's batting average (fourth)...allowed two earned runs or less in each of his first five starts...went 4-1 with a 1.25 ERA in six starts from June 18-July 15...struck out 13 batters over 8.2 innings in a 3-2 win against Ogden on July 20...won six of his first seven decisions.

Year	Club	W-L	ERA	G	GS	CG	SHO	SV	IP	H	R	ER	BB	SO
1996	Yakima	1-4	5.57	15	4	0	0	1	32.1	36	23	20	16	25
1997	Great Falls	7-2	2.56	12	12	1	0	0	77.1	71	36	22	14	61

**Stuckenschneider, Eric Bruce**

OF

**Height:** 6-0 **Bats:** Right **Born:** 8/24/71 in Jefferson City, MO**Weight:** 200 **Throws:** Right **Residence:** Freeburg, MO**School:** Central Missouri State Univ. (Fatima H.S.)**How obtained:** Dodgers' 30th selection in the June 1994 Free Agent Draft**Signed by:** Mike Hankins

**Notes:** **1997** – Became the first Dodger minor league player in history to record 100 or more walks and runs in consecutive seasons...led the Florida State League in runs, walks, on-base percentage and was tied for fifth in the league for stolen bases...hit a game-winning solo home run in the 10th inning to defeat Charlotte on May 7...did not commit an error in 57 consecutive games from April 13-June 17...**1996** – Was third among full-season minor leaguers with 111 walks and fifth with 111 runs scored...had a .424 on-base batting average...led the South Atlantic League in walks, runs and on-base percentage...named to the SAL All-Star team and tied for 10th in league with 50 stolen bases...reached base safely in 24 consecutive games from July 10-Aug. 3...did not commit an error in 68 consecutive games from May 19-Aug. 26...**1995** – The 16 letters in his last name represented the longest surname in professional baseball...**1994** – Selected the Northwest League's Player of the Week at Yakima from Aug. 7-13...was the league's third-best hitter in August with a .337 average.

Year	Club	Avg.	G	AB	R	H	2B	3B	HR	RBI	BB	SO	SB	CS
1994	Yakima	.300	58	190	40	57	13	4	3	39	45	43	22	4
1995	San Bernardino	.250	8	20	2	5	1	0	0	2	7	6	1	0
	Great Falls	.314	40	118	32	37	8	2	4	16	32	26	10	7
1996	Savannah	.277	140	470	111	130	28	6	16	63	111	96	50	18
1997	Vero Beach	.279	131	452	100	126	25	3	6	45	101	79	40	11

**Suares, Orlando**

RHP

**Height:** 6-2 **Bats:** Right **Born:** 4/6/77 in Matagalpa, Nicaragua**Weight:** 175 **Throws:** Right **Residence:** Ciudad Dario, Nicaragua**School:** San Rafael H.S.**How obtained:** Signed as a free agent on Jan. 22, 1996**Signed by:** Mike Brito

Year	Club	W-L	ERA	G	GS	CG	SHO	SV	IP	H	R	ER	BB	SO
1996	Santo Domingo	5-2	3.51	16	2	0	0	4	51.1	41	28	20	20	36
1997	La Ramona	8-0	0.00	10	10	0	2	0	60.2	43	11	0	10	57

**Taczy, Craig Joseph**

LHP

**Height:** 6-6 **Bats:** Left **Born:** 4/15/77 in Oak Lawn, IL**Weight:** 215 **Throws:** Left **Residence:** Crestwood, IL**School:** Shepard H.S.**How obtained:** Dodgers' 11th round pick in the June 1995 Free Agent Draft**Signed by:** Glen Van Proyen and Bob Hale**Notes:** **1997** – Earned three saves after not allowing a run in seven outings from July 14-Aug. 3.

Year	Club	W-L	ERA	G	GS	CG	SHO	SV	IP	H	R	ER	BB	SO
1995	Great Falls	0-4	3.52	18	2	0	0	0	30.2	25	20	12	28	24
1996	Yakima	1-1	7.48	16	0	0	0	1	21.2	27	22	18	16	14
1997	Great Falls	2-1	4.02	18	4	0	0	3	53.2	65	29	24	15	44

**Thompson, Frank L**

RHP

**Height:** 6-1 **Bats:** Right **Born:** 4/10/73 in Daytona Beach, FL**Weight:** 190 **Throws:** Right **Residence:** Daytona Beach, FL**School:** Embry-Riddle Aeronautical University, FL (Father Lopez H.S.)**How obtained:** Dodgers' 40th round pick in the June 1996 Free Agent Draft**Signed by:** Jim Stoeckel

Year	Club	W-L	ERA	G	GS	CG	SHO	SV	IP	H	R	ER	BB	SO
1996	Great Falls	0-3	8.62	14	7	0	0	0	47.0	60	50	45	25	39
1997	San Bernardino	5-2	5.69	39	0	0	0	2	55.1	58	39	35	35	40

**Thompson, Gregory Ryan**

RHP

**Height:** 6-2 **Bats:** Right **Born:** 10/10/75 in Roswell, NM**Weight:** 190 **Throws:** Right **Residence:** Roswell, NM**School:** Robert Goddard H.S.**How obtained:** Dodgers' 12th selection in the June 1994 Free Agent Draft**Signed by:** Tom Thomas

Year	Club	W-L	ERA	G	GS	CG	SHO	SV	IP	H	R	ER	BB	SO
1994	Yakima	1-4	6.75	14	7	0	0	0	37.1	49	34	28	32	21
1995														
1996														
1997														

**Tomaszewski, Dane**

C

**Height:** 6-2 **Bats:** Right **Born:** 8/14/79 in Westmead, Sydney, Australia**Weight:** 217 **Throws:** Right **Residence:** New South Wales, Australia**School:** De La Salle College**How obtained:** Signed as a free agent on July 2, 1997**Signed by:** Jim Stoeckel

Year	Club	Avg.	G	AB	R	H	2B	3B	HR	RBI	BB	SO	SB	CS

(1998 will be his first professional season)

**Torres, Bernardino**

SS

**Height:** 5-9 **Bats:** Right **Born:** 9/26/79 in Barquisimeto, Lara, VZ**Weight:** 160 **Throws:** Right **Residence:** Lara, VZ**School:** U.E. Jose Mariz Dominguez**How obtained:** Signed as a free agent on July 5, 1996**Signed by:** Juan Davalillo and Camilo Pascual

Year	Club	Avg.	G	AB	R	H	2B	3B	HR	RBI	BB	SO	SB	CS
1997	Great Falls	.251	57	175	23	44	4	3	1	23	12	27	6	4

**Torres, James**

SS

**Height:** 5-11 **Bats:** Both **Born:** 8/4/80 in Anaco, Venezuela**Weight:** 168 **Throws:** Right **Residence:** Anaco, Venezuela**School:** Pedro Granada Perez**How obtained:** Signed as a free agent on Aug. 15, 1997**Signed by:** Camilo Pascual and Teodoro Mata

Year	Club	Avg.	G	AB	R	H	2B	3B	HR	RBI	BB	SO	SB	CS

(1998 will be his first professional season)

**Tucker, Jonathan Russell**

1B

**Height:** 6-5 **Bats:** Left **Born:** 12/17/76 in Granada Hills, CA**Weight:** 210 **Throws:** Left **Residence:** Northridge, CA**School:** Chatsworth H.S.**How obtained:** Dodgers' 8th round pick in the June 1995 Free Agent Draft**Signed by:** Joe Ferrone

**Notes:** **1997** – Homered in three straight games against Sarasota from May 24-25...homered twice in the second inning on May 30 vs. Brevard County...had a 10-game hitting streak from June 12-24...hit two home runs in an 11-8 win against Brevard County on July 3...**1996** – Ranked third among short-season minor league hitters with a .632 slugging percentage...was third in the Pioneer League with a home run every 14.5 at bats...named to the Pioneer League All-Star team...had a 13-game hitting streak from July 8-22...his 34 RBI in July ranked fourth among all minor leaguers.

Year	Club	Avg.	G	AB	R	H	2B	3B	HR	RBI	BB	SO	SB	CS
1995	Yakima	.165	41	115	6	19	3	0	1	5	13	35	0	0
1996	Great Falls	.345	48	174	39	60	12	1	12	54	15	30	13	5
	Savannah	.319	14	47	8	15	2	1	1	12	6	7	1	0
1997	Vero Beach	.291	121	422	59	123	27	0	13	78	35	85	5	3

**Ugas, Juan****RHP****Height:** 6-0 **Bats:** Right **Born:** 3/21/80 in Caracas, VZ**Weight:** 160 **Throws:** Right **Residence:** Caracas, VZ**School:** E.E.J. Gregorio McGregor**How obtained:** Signed as a free agent on Aug. 1, 1996**Signed by:** Camilo Pascual

Year	Club	W-L	ERA	G	GS	CG	SHO	SV	IP	H	R	ER	BB	SO
1997	San Joaquin	2-3	3.32	11	-	-	-	0	21.2	11	14	8	16	15

**Urdaneta, Lino****RHP****Height:** 6-1 **Bats:** Right **Born:** 11/20/79 in Caracas, VZ**Weight:** 168 **Throws:** Right **Residence:** Guarenas, VZ**School:** Benito Canonico**How obtained:** Signed as a free agent on Aug. 31, 1996**Signed by:** Camilo Pascual and Flores Bolivar

Year	Club	W-L	ERA	G	GS	CG	SHO	SV	IP	H	R	ER	BB	SO
1997	San Joaquin	6-3	1.98	11	-	-	-	0	54.2	42	20	12	18	34

**Urriola, Edgar****2B****Height:** 5-10 **Bats:** Right **Born:** 11/15/79 in Panama City, Panama**Weight:** 155 **Throws:** Right **Residence:** Panama, Panama**School:** Institution Comercial Panama**How obtained:** Signed as a free agent on July 2, 1996**Signed by:** Mike Brito

Year	Club	Avg.	G	AB	R	H	2B	3B	HR	RBI	BB	SO	SB	CS
1997	San Joaquin	.230	44	100	22	23	6	2	2	8	19	19	5	-

**Valdez, Eladio Isaac****3B****Height:** 5-10 **Bats:** Right **Born:** 5/6/77 in Nizao, Bani, DR**Weight:** 194 **Throws:** Right **Residence:** Nizao, Bani, DR**School:** Colegio Guarionex Soto**How obtained:** Signed as a free agent on Oct. 24, 1995**Signed by:** Ralph Avila, Pablo Peguero and Maximo Gross

Year	Club	Avg.	G	AB	R	H	2B	3B	HR	RBI	BB	SO	SB	CS
1996	Santo Domingo	.272	61	202	34	55	14	1	1	42	18	21	3	1
1997	La Romana	.152	10	33	5	5	3	0	0	5	3	4	2	1

**Valdez, Fernando****RHP****Height:** 6-2 **Bats:** Right **Born:** 12/26/79 in Santo Domingo, DR**Weight:** 175 **Throws:** Right **Residence:** Santo Domingo, DR**School:** Liceo Nocturno Los Trinitarios**How obtained:** Signed as a free agent on Aug. 26, 1996**Signed by:** Ralph Avila, Pablo Peguero and Felix Feliz

Year	Club	W-L	ERA	G	GS	CG	SHO	SV	IP	H	R	ER	BB	SO
1997	Santo Domingo	6-0	1.22	11	9	0	0	1	51.2	39	11	7	11	44

**Valdez, Jose Manuel****OF****Height:** 6-1 **Bats:** Right **Born:** 6/11/79 in San Cristobal, DR**Weight:** 164 **Throws:** Right **Residence:** San Cristobal, DR**School:** Liceo Eneidinio Puello**How obtained:** Signed as a free agent on Nov. 14, 1995**Signed by:** Pablo Peguero

Year	Club	Avg.	G	AB	R	H	2B	3B	HR	RBI	BB	SO	SB	CS
1996	La Romana	.247	29	89	19	22	0	1	1	7	21	19	6	2
1997	La Romana	.293	46	147	26	43	8	3	1	20	15	24	6	7

**Valenzuela, Daniel**

OF

**Height:** 6-0 **Bats:** Right **Born:** 12/3/79 in San Cristobal, DR  
**Weight:** 155 **Throws:** Right **Residence:** Sabana Grande de Pal, DR  
**How obtained:** Signed as a free agent on Sept. 26, 1996  
**Signed by:** Ralph Avila, Pablo Peguero and Maximo Gross

Year	Club	Avg.	G	AB	R	H	2B	3B	HR	RBI	BB	SO	SB	CS
1997	Santo Domingo	.336	37	131	33	44	14	2	1	19	20	19	4	2

**Varela, Gabriel**

SS

**Height:** 5-11 **Bats:** Right **Born:** 3/25/78 in Sonora, Mexico  
**Weight:** 155 **Throws:** Right **Residence:** Sonora, Mexico  
**School:** Cobach H.S.  
**How obtained:** Signed as a free agent on Feb. 5, 1996  
**Signed by:** Joe Ferrone

Year	Club	Avg.	G	AB	R	H	2B	3B	HR	RBI	BB	SO	SB	CS
1996	La Romana	.306	64	242	49	74	8	9	2	54	37	31	14	4
1997														

(Injured - Did not play)

**Vasquez, Sandy**

OF

**Height:** 6-3 **Bats:** Right **Born:** 9/7/76 in San Pedro de Macoris, DR  
**Weight:** 198 **Throws:** Right **Residence:** San Pedro de Macoris, DR  
**School:** Passaic H.S.  
**How obtained:** Signed as a free agent on Sept. 26, 1996  
**Signed by:** Ralph Avila, Pablo Peguero and Jose Salado

Year	Club	Avg.	G	AB	R	H	2B	3B	HR	RBI	BB	SO	SB	CS
1997	La Romana	.260	50	169	38	44	6	4	2	27	25	51	8	5

**Verigood, Stephen**

LHP

**Height:** 6-6 **Bats:** Right **Born:** 4/13/75 in Columbia, SC  
**Weight:** 195 **Throws:** Left **Residence:** Columbia, SC  
**School:** Cetus 107  
**How obtained:** Dodgers' 22nd round pick in the June 1997 Free Agent Draft  
**Signed by:** Lon Joyce

Year	Club	W-L	ERA	G	GS	CG	SHO	SV	IP	H	R	ER	BB	SO
1997	Yakima	0-0	5.35	21	0	0	0	0	33.2	46	26	20	13	33

**Walters, Jason**

RHP

**Height:** 6-3 **Bats:** Right **Born:** 8/5/77 in Hattiesburg, MS  
**Weight:** 235 **Throws:** Right **Residence:** Petal, MS  
**School:** Meridian C.C. (Petal H.S.)  
**How obtained:** Dodgers' 11th round pick in the June 1996 Free Agent Draft  
 (Signed on May 25, 1997)  
**Signed by:** Lon Joyce for Joe Campbell

Year	Club	W-L	ERA	G	GS	CG	SHO	SV	IP	H	R	ER	BB	SO
1997														

(Injured - Did not play)

**Warren, Lance**

C

**Height:** 6-3 **Bats:** Left **Born:** 8/14/78 in Savannah, GA  
**Weight:** 185 **Throws:** Right **Residence:** Richmond Hill, GA  
**School:** Richmond Hill H.S.  
**How obtained:** Dodgers' 49th round pick in the June 1997 Free Agent Draft  
**Signed by:** Lon Joyce

Year	Club	Avg.	G	AB	R	H	2B	3B	HR	RBI	BB	SO	SB	CS
1997	Yakima	.400	2	5	0	2	0	0	0	1	1	1	0	0
	Savannah	.240	11	25	5	6	1	1	0	1	3	5	2	0

**Weekley, Jason M.**

OF

**Height:** 6-3 **Bats:** Right **Born:** 8/20/73 in Oakland, CA**Weight:** 190 **Throws:** Right **Residence:** Hercules, CA**School:** St. Mary's College, CA (Pinoe Valley H.S.)**How obtained:** Dodgers' 41st round pick in the June 1996 Free Agent Draft**Signed by:** Mark Sheehy**Notes:** **1997** – Hit a grand slam on July 3 vs. Rancho Cucamonga...slugged homers (three total) in consecutive games from June 5-6...**1996** – His .366 batting average ranked seventh among short-season minor leaguers...went 5-for-6 with a triple and four RBI on July 13 at Butte...named to the Pioneer League All-Star team.

Year	Club	Avg.	G	AB	R	H	2B	3B	HR	RBI	BB	SO	SB	CS
1996	Great Falls	.366	64	238	35	87	12	5	7	43	18	63	18	12
	Savannah	.000	1	4	0	0	0	0	0	0	1	0	0	0
1997	San Bernardino	.281	101	313	58	88	15	5	16	59	41	102	3	6

**Williams, Adam**

LHP

**Height:** 6-3 **Bats:** Right **Born:** 11/29/78 in Montgomery, AL**Weight:** 215 **Throws:** Left **Residence:** Montgomery, AL**School:** Trinity Presbyterian**How obtained:** Signed as a free agent on Aug. 15, 1997**Signed by:** Willie Powell

Year	Club	W-L	ERA	G	GS	CG	SHO	SV	IP	H	R	ER	BB	SO
(1998 will be his first professional season)														

**Williams, Jeffrey F.**

LHP

**Height:** 6-0 **Bats:** Right **Born:** 6/6/72 in Canberra, A.C.T., Australia**Weight:** 185 **Throws:** Left **Residence:** Page, A.C.T., Australia**School:** Southeastern Louisiana University, Hawker College, Canberra, Australia**How obtained:** Signed as a free agent on July 3, 1996**Signed by:** Jim Stoeckel**Notes:** **1997** – Allowed just one earned run in first three starts of the season...pitched 8.0 scoreless innings in a 1-0 victory against Rancho Cucamonga on May 17...was named California League Pitcher of the Week from May 11-17...earned the win after pitching 1.0 scoreless inning in the California/Carolina League All-Star game on June 17.

Year	Club	W-L	ERA	G	GS	CG	SHO	SV	IP	H	R	ER	BB	SO
1997	San Bernardino	10-4	3.10	18	18	0	0	0	116.0	101	52	40	34	72
	San Antonio	2-1	5.40	5	5	0	0	0	28.1	30	17	17	7	14

**Wilson, Barry Steven**

C

**Height:** 5-11 **Bats:** Right **Born:** 6/12/74 in Marietta, GA**Weight:** 200 **Throws:** Right **Residence:** Marietta, GA**School:** Georgia Southern University (McEachern H.S.)**How obtained:** Dodgers' 27th round pick in the June 1996 Free Agent Draft**Signed by:** Lon Joyce

Year	Club	Avg.	G	AB	R	H	2B	3B	HR	RBI	BB	SO	SB	CS
1996	Yakima	.177	42	113	9	20	5	0	1	8	5	44	3	0
1997	Vero Beach	.210	84	233	21	49	14	1	3	21	11	63	4	0

**Wingate, Ervan Henry**

SS

**Height:** 5-11 **Bats:** Right **Born:** 2/4/74 in Redlands, CA**Weight:** 185 **Throws:** Right **Residence:** Redlands, CA**School:** Redlands H.S., CA**How obtained:** Dodgers' 18th round pick (21st selection) in the June 1992 Free Agent Draft**Signed by:** Dennis Haren**Notes:** **1997** – Drove in all three runs in a 3-2 victory against Brevard County on April 26...**1996** – His .324 batting average tied for third among Single-A first basemen... homered in four straight games from Aug. 19-23... named the California League Player of the Week from July 7-13.

Year	Club	Avg.	G	AB	R	H	2B	3B	HR	RBI	BB	SO	SB	CS
1992	Port St. Lucie	.286	37	126	22	36	8	1	1	11	18	20	3	2
1993	Great Falls	.198	38	126	13	25	12	1	0	18	15	21	0	0
1994	Bakersfield	.250	63	176	31	44	8	2	3	15	23	39	1	4
1995	Bakersfield	.234	121	445	51	104	23	1	8	59	42	86	5	8
1996	San Bernardino	.324	115	383	60	124	16	0	12	55	32	75	7	9
1997	Vero Beach	.228	84	224	26	51	12	1	3	24	27	51	3	2

**Yocum, David**

LHP

**Height:** 6-0 **Bats:** Left **Born:** 6/10/74 in Miami, FL**Weight:** 175 **Throws:** Left **Residence:** Miami Springs, FL**School:** Florida State University (Miami Columbus H.S.)**How obtained:** Dodgers' 1st round pick in the June 1995 Free Agent Draft**Signed by:** Bill Pleis**Notes:** **1997** – Missed the entire season after having surgery on his left shoulder...**1995** – Pitched 4.0 scoreless innings in a 2-1 win at Brevard County on Aug. 11.

Year	Club	W-L	ERA	G	GS	CG	SHO	SV	IP	H	R	ER	BB	SO
1995	Vero Beach	2-1	2.96	8	7	0	0	0	27.1	22	12	9	12	20
1996	Vero Beach	0-2	6.13	7	7	0	0	0	14.2	22	11	10	7	8
1997														

(Injured - Did not play)

**Zamora, Peter**

LHP

**Height:** 6-3 **Bats:** Left **Born:** 8/13/75 in Mission Viejo, CA**Weight:** 185 **Throws:** Left **Residence:** Mission Viejo, CA**School:** UCLA**How obtained:** Dodgers' 20th round pick in the June 1997 Free Agent Draft**Signed by:** Joe Ferrone**Notes:** **1997** – Struck out 18 over 15.0 scoreless innings in his first three professional starts... fanned 11 batters in a 7-3 loss at Lethbridge on July 25.

Year	Club	W-L	ERA	G	GS	CG	SHO	SV	IP	H	R	ER	BB	SO
1997	Great Falls	2-5	2.58	13	10	1	0	2	69.2	59	27	20	30	73

**Zaun, Brian M**

INF

**Height:** 6-2 **Bats:** Right **Born:** 5/14/74 in Van Nuys, CA**Weight:** 195 **Throws:** Right **Residence:** Maple Grove, MN**School:** Butler University, IN (Osseo Senior H.S.)**How obtained:** Dodgers' 28th round pick in the June 1996 Free Agent Draft**Signed by:** Glen Van Proyen**Notes:** **1997** – Was 5-for-5 with a grand slam on June 25 at Salem/Keizer.

Year	Club	Avg.	G	AB	R	H	2B	3B	HR	RBI	BB	SO	SB	CS
1996	Savannah	.204	52	147	14	30	5	0	0	11	7	41	1	0
1997	Yakima	.312	46	186	23	58	12	1	1	37	8	45	3	1
	Savannah	.238	13	42	6	10	2	1	1	6	1	16	0	0


**DODGERS CHOSEN FOR GREATEST L.A. SPORTS MOMENT**

Kirk Gibson's dramatic pinch-hit home run in Game 1 of the 1988 World Series was selected by a group of 5,000 local experts as the greatest moment in Los Angeles sports history. Along with Gibson's homer, 11 other Dodger moments were on the "100 Greatest Moments" list: Sandy Koufax's 1965 perfect game; the move from Brooklyn to Los Angeles in 1958; Jackie Robinson breaks the color barrier in 1947; Roy Campanella's tribute at the Coliseum in 1959; Dodgers' 1959 World Series title; Maury Wills' major league stolen base mark; Don Drysdale's consecutive scoreless inning streak; Orel Hershiser surpassing Drysdale's scoreless streak; Bob Welch striking out Reggie Jackson in the 1978 World Series; rookie Fernando Valenzuela leading the team to the 1981 World Championship and the Dodgers sweeping the Yankees for the 1963 World Championship.

**IN MEMORY OF...**

**Jerry Doggett (1917-1997):** After serving as a member of the Dodgers' broadcast team from 1956-87, Jerry Doggett died of natural causes on July 7, 1997. Doggett began broadcasting for the Dodgers in 1956 and spent the next 32 years in the booth providing Dodger fans with insightful commentary along with notable partners as Vin Scully, Connie Desmond, Al Helfer and Ross Porter. "He's one of my closest friends in the world and the best partner anyone could ever have," Scully said. "I will miss him forever." Doggett launched his career as a program director for KFRO Radio in Longview, TX and then moved to WRR Radio in Dallas in 1941, where he was the play-by-play announcer for the Texas League Dallas Rebels for 15 years. During his years in Dallas, he announced Southwest Conference football games from 1942-56, Southern Methodist University basketball games from 1946-56 and play-by-play for the Dallas team in the U.S. Hockey League. Doggett also called basketball games for NBC-TV, the Ryder Cup golf tournament on television in 1959 and the major league All-Star Game on radio in 1961. He was a charter member of the Southern California Sports Broadcasters Association and was elected into the SCSBA Hall of Fame in 1996. Doggett, who resided in San Jose, CA after his retirement, was survived by his wife Jodie, daughter Sandra Greenawalt, son-in-law Haven and granddaughter Paige.

# History & Records



(From top) Major league record-setting infield of (l-r) Ron Cey, Bill Russell, Davey Lopes and Steve Garvey; Jackie Robinson and Branch Rickey; Hideo Nomo's no-hitter Sept. 17, 1996; Kirk Gibson's home run in Game 1 of the 1988 World Series; Dodgers clinch World Championship in Game 5 of the 1988 World Series.

## BROOKLYN AND LOS ANGELES DODGERS NATIONAL LEAGUE RECORD (1890-1997)

Year	Position	Won	Lost	Margin	Manager	Pennant Winner
1890	First	86	43	6 1/2	William McGunnigle	Brooklyn
1891	Sixth	61	76	25 1/2	John Montgomery Ward	Boston
1892	Third	95	59	8	John Montgomery Ward	Boston
1893	Sixth**	65	63	20 1/2	Dave Foutz	Boston
1894	Fifth	70	61	17 1/2	Dave Foutz	Baltimore
1895	Fifth**	71	60	16 1/2	Dave Foutz	Baltimore
1896	Ninth**	58	73	33	Dave Foutz	Baltimore
1897	Sixth**	61	71	32	William Barnie	Boston
1898	Tenth	54	91	46	Barnie-Mike Griffin - C.H. Ebbets	Boston
1899	First	88	42	8	Ned Hanlon	Brooklyn
1900	First	82	54	4 1/2	Ned Hanlon	Brooklyn
1901	Third	79	57	9 1/2	Ned Hanlon	Pittsburgh
1902	Second	75	63	27 1/2	Ned Hanlon	Pittsburgh
1903	Fifth	70	66	19	Ned Hanlon	Pittsburgh
1904	Sixth	56	97	50	Ned Hanlon	New York
1905	Eighth	48	104	56 1/2	Ned Hanlon	New York - WC
1906	Fifth	66	86	50	Patsy Donovan	Chicago
1907	Fifth	65	83	40	Patsy Donovan	Chicago - WC
1908	Seventh	53	101	46	Patsy Donovan	Chicago - WC
1909	Sixth	55	98	55 1/2	Harry Lumley	Pittsburgh - WC
1910	Sixth	64	90	40	Bill Dahlen	Chicago
1911	Seventh	64	86	33 1/2	Bill Dahlen	New York
1912	Seventh	58	95	46	Bill Dahlen	New York
1913	Sixth	65	84	34 1/2	Bill Dahlen	New York
1914	Fifth	75	79	19 1/2	Wilbert Robinson	Boston - WC
1915	Third	80	72	10	Wilbert Robinson	Philadelphia
1916	First	94	60	2 1/2	Wilbert Robinson	Brooklyn
1917	Seventh	70	81	26 1/2	Wilbert Robinson	New York
1918	Fifth	57	69	25 1/2	Wilbert Robinson	Chicago
1919	Fifth	69	71	27	Wilbert Robinson	Cincinnati - WC
1920	First	93	61	7	Wilbert Robinson	Brooklyn
1921	Fifth	77	75	16 1/2	Wilbert Robinson	New York - WC
1922	Sixth	76	78	17	Wilbert Robinson	New York - WC
1923	Sixth	76	78	19 1/2	Wilbert Robinson	New York
1924	Second	92	62	1 1/2	Wilbert Robinson	New York
1925	Sixth**	68	85	27	Wilbert Robinson	Pittsburgh - WC
1926	Sixth	71	82	17 1/2	Wilbert Robinson	St. Louis - WC
1927	Sixth	65	88	28 1/2	Wilbert Robinson	Pittsburgh
1928	Sixth	77	76	17 1/2	Wilbert Robinson	St. Louis
1929	Sixth	70	83	28 1/2	Wilbert Robinson	Chicago
1930	Fourth	86	68	6	Wilbert Robinson	St. Louis
1931	Fourth	79	73	21	Wilbert Robinson	St. Louis - WC
1932	Third	81	73	9	Max Carey	Chicago
1933	Sixth	65	88	26 1/2	Max Carey	New York - WC
1934	Sixth	71	81	23 1/2	Casey Stengel	St. Louis - WC
1935	Fifth	70	83	29 1/2	Casey Stengel	Chicago
1936	Seventh	67	87	25	Casey Stengel	New York
1937	Sixth	62	91	33 1/2	Burleigh Grimes	New York
1938	Seventh	69	80	18 1/2	Burleigh Grimes	Chicago
1939	Third	84	69	12 1/2	Leo Durocher	Cincinnati
1940	Second	88	65	12	Leo Durocher	Cincinnati - WC
1941	First	100	54	2 1/2	Leo Durocher	Brooklyn
1942	Second	104	50	2	Leo Durocher	St. Louis - WC
1943	Third	81	72	23 1/2	Leo Durocher	St. Louis
1944	Seventh	63	91	42	Leo Durocher	St. Louis - WC
1945	Third	87	67	11	Leo Durocher	Chicago
1946	Second+	96	60	2	Leo Durocher	St. Louis - WC
1947	First	94	60	5	Clyde Sukeforth - Burt Shotton	Brooklyn
1948	Third	84	70	7 1/2	Durocher - Shotton	Boston
1949	First	97	57	1	Burt Shotton	Brooklyn
1950	Second	89	65	2	Burt Shotton	Philadelphia
1951	Second+	97	60	1	Charlie Dressen	New York
1952	First	96	57	4 1/2	Charlie Dressen	Brooklyn
1953	First	105	49	13	Charlie Dressen	Brooklyn
1954	Second	92	62	5	Walter Alston	New York - WC
1955	First	98	55	13 1/2	Walter Alston	Brooklyn - WC
1956	First	93	61	1	Walter Alston	Brooklyn
1957	Third	84	70	11	Walter Alston	Milwaukee - WC
1958	Seventh	71	83	21	Walter Alston	Milwaukee
1959	First++	88	68	2	Walter Alston	Los Angeles - WC
1960	Fourth	82	72	13	Walter Alston	Pittsburgh - WC
1961	Second	89	65	4	Walter Alston	Cincinnati
1962	Second+	102	63	1	Walter Alston	San Francisco
1963	First	99	63	6	Walter Alston	Los Angeles - WC
1964	Sixth**	80	82	13	Walter Alston	St. Louis - WC
1965	First	97	65	2	Walter Alston	Los Angeles - WC
1966	First	95	67	1 1/2	Walter Alston	Los Angeles
1967	Eighth	73	89	28 1/2	Walter Alston	St. Louis - WC
1968	Seventh**	76	86	21	Walter Alston	St. Louis
1969	Fourth (WD)	85	77	8	Walter Alston	New York - WC
1970	Second (WD)	87	74	14 1/2	Walter Alston	Cincinnati

Year	Position	Won	Last	Margin	Manager	Pennant Winner
1971	Second (WD)	89	73	1	Walter Alston	Pittsburgh – WC
1972	Third (WD)**	85	70	10 1/2	Walter Alston	Cincinnati
1973	Second (WD)	95	66	3 1/2	Walter Alston	New York
1974	First (WD)	102	60	4	Walter Alston	Los Angeles
1975	Second (WD)	88	74	20	Walter Alston	Cincinnati – WC
1976	Second (WD)	92	70	10	Walter Alston	Cincinnati – WC
1977	First (WD)	98	64	10	Tommy Lasorda	Los Angeles
1978	First (WD)	95	67	2 1/2	Tommy Lasorda	Los Angeles
1979	Third (WD)	79	83	11 1/2	Tommy Lasorda	Pittsburgh – WC
1980	Second (WD)+	92	71	1	Tommy Lasorda	Philadelphia – WC
1981	First (WD)x	36	21	1/2	Tommy Lasorda	Los Angeles – WC
	Fourth (WD)xx	27	26	6		
1982	Second (WD)	88	74	1	Tommy Lasorda	St. Louis – WC
1983	First (WD)	91	71	3	Tommy Lasorda	Philadelphia
1984	Fourth (WD)	79	83	13	Tommy Lasorda	San Diego
1985	First (WD)	95	67	5 1/2	Tommy Lasorda	St. Louis
1986	Fifth (WD)	73	89	23	Tommy Lasorda	New York – WC
1987	Fourth (WD)	73	89	17	Tommy Lasorda	St. Louis
1988	First (WD)	94	67	7	Tommy Lasorda	Los Angeles – WC
1989	Fourth (WD)	77	83	14	Tommy Lasorda	San Francisco
1990	Second (WD)	86	76	5	Tommy Lasorda	Cincinnati – WC
1991	Second (WD)	93	69	1	Tommy Lasorda	Atlanta
1992	Sixth (WD)	63	99	35	Tommy Lasorda	Atlanta
1993	Fourth (WD)	81	81	23	Tommy Lasorda	Philadelphia
1994	First (WD)	58	56	3 1/2	Tommy Lasorda	
1995	First (WD)	78	66	1	Tommy Lasorda	Atlanta – WC
1996	Second (WD)	90	72	1	Tommy Lasorda/Bill Russell	Atlanta
1997	Second (WD)	88	74	2	Bill Russell	Florida – WC
Totals	1890-1997	8,610	7,836	.524		
	1900-1997	7,901	7,197	.523		
	1958-1997	3,409	2,915	.539		

Finishes from 1900: First – 23, Second – 21, Third – 10, Fourth – 6, Fifth – 9, Sixth – 16, Seventh – 9, Eighth – 2.

\*\* Tied +Tied for first at end of regular season but lost playoffs. ++Won playoff and World Championship

WC–World Champions x–First Half xx–Second Half WD–Western Division

### BROOKLYN AND LOS ANGELES DODGERS INDIVIDUAL SINGLE SEASON RECORDS (Since 1890)

#### Batting Records:

Highest Batting Average	§§.393	Most Home Runs At Home	25
Babe Herman (1930)		Gil Hodges (1954)	
Highest Slugging Percentage	.678	Duke Snider (1956)	
Babe Herman (1930)		Most Home Runs On The Road	24
Highest On-Base Percentage	.455	Gil Hodges (1951)	
Babe Herman (1930)		Most Home Runs In One Month	15
Most Games	‡165	Duke Snider (August, 1953)	
Maury Wills (1962)		Pedro Guerrero (June, 1985)	
Most Games (Brooklyn)	158	Most Home Runs, Rookie Season	35
Carl Furillo, Gil Hodges (1951)		Mike Piazza (1993)	
Most At-Bats	695	Most Grand Slams	3
Maury Wills (1962)		Kal Daniels (1990)	
Most At-Bats (Brooklyn)	667	Most Extra Base Hits	94
Carl Furillo (1951)		Babe Herman (1930)	
Most Runs	148	Most Total Bases	416
Hub Collins (1890)		Babe Herman (1930)	
Since 1900	143	Most Runs Batted In	153
Babe Herman (1930)		Tommy Davis (1962)	
Most Hits	241	Most Runs Batted In (Brooklyn)	142
Babe Herman (1930)		Roy Campanella (1953)	
Most Singles	187	Most Walks	148
"Wee" Willie Keeler (1899)		Eddie Stanky (1945)	
Since 1900	179	Most Strikeouts	149
"Wee" Willie Keeler (1900)		Bill Grabarkewitz (1970)	
Maury Wills (1962)		Most Strikeouts (Brooklyn)	115
Most Doubles	52	Dolph Camilli (1941)	
John Frederick (1929)		Fewest Strikeouts (150 Games)	15
Most Triples	26	Jim Johnston (1923)	
George Treadway (1894)		Most Hit By Pitch	16
Since 1900	22	Lou Johnson (1965)	
Hy Myers (1920)		Most Hit By Pitch (Brooklyn)	14
Most Home Runs		Jackie Robinson (1952)	
(Left-Handed Batter)	43	Most Sacrifices	
Duke Snider (1956)		(including sacrifice flies)	39
Most Home Runs		Jake Daubert (1915)	
(Right-Handed Batter)	42	Most Sacrifice Hits	32
Gil Hodges (1954)		Jim Casey (1907)	

#### Legend for Dodger Records

\*\*Major League Record, \* Co-holds Major League Record, †† National League Record, † Co-holds National League Record, §§ Modern National League Record, § Co-holds Modern National League Record, ‡ Major League Record for 162-game season. Bold Face = Current Dodger Player

**BROOKLYN AND LOS ANGELES DODGERS  
INDIVIDUAL SINGLE SEASON RECORDS (Since 1890) (continued)**

Most Sacrifice Flies	**19	Since 1900	377.0
Gil Hodges (1954)		Oscar Jones (1904)	
Most Stolen Bases	104	Most Innings Pitched, Reliever	**208.0
Maury Wills (1962)		Mike Marshall (1974)	
Most Stolen Bases (Brooklyn)	88	Most Saves	44
Monte Ward (1892)		Todd Worrell (1996)	
Since 1900	67	Most Saves (Brooklyn)	24
Jimmy Sheppard (1903)		Jim Hughes (1954)	
Most Stolen Bases of Home	17	Most Strikeouts	§§382
Pete Reiser (1947)		Sandy Koufax (1965)	
Most Pinch-Hits	18	Most Strikeouts (Brooklyn)	262
Dave Hansen (1993)		Dazzy Vance (1924)	
Most Pinch-Hits (Brooklyn)	16	Most Base on Balls	151
Sid Gautreaux (1936)		Bill Donovan (1901)	
Most Pinch-Homers	**6	Most Hit Batsmen	**41
John Frederick (1932)		Joe McGinnity (1900)	
Most Grounded Into Double Plays	27	Most Wild Pitches	17
Carl Furillo (1956)		Sandy Koufax (1958)	
Fewest Grounded Into Double Plays	0	Most Wild Pitches (Brooklyn)	15
Pete Reiser (1942)		Larry Cheney (1916)	
<b>Pitching Records:</b>		Most Runs	188
Most Victories – (Right-Hander)	30	Harry McIntyre (1905)	
Tom Lovett (1890)		Most Earned Runs	138
Since 1900	29	Burleigh Grimes (1925)	
Joe McGinnity (1900)		Most Hits	§§364
Most Victories – (Left-Hander)	§27	Joe McGinnity (1900)	
Sandy Koufax (1966)		Most Home Runs	38
Most Victories- (Left-Hander-Brooklyn)		Don Sutton (1970)	
Nap Rucker (1911)	22	Most Home Runs (Brooklyn)	35
Highest Winning Percentage		Don Newcombe (1955)	
(Los Angeles)	.933 (14-1)	Most Shutouts (Left-Hander)	††11
Phil Regan (1966)		Sandy Koufax (1963)	
Highest Winning Percentage		Most Shutouts (Right-Hander)	9
(Brooklyn)	.889 (16-2)	Don Sutton (1972)	
Fred Fitzsimmons (1940)		Most Shutouts (Brooklyn)	7
Highest Winning Percentage		Burleigh Grimes (1918)	
(20-Game Winner)	†.880 (22-3)	Whit Wyatt (1941)	
Preacher Roe (1951)		<b>Fielding Records:</b>	
Lowest Earned Run Average	1.58	Most Putouts	1606
Rube Marquard (1916)		Steve Garvey (1977)	
Most Games Lost	27	Most Assists	560
George Bell (1910)		Bill Russell (1973)	
Most Games**	106	Most Total Chances	1669
Mike Marshall (1974)		Steve Garvey (1977)	
Most Games (Brooklyn)	62	Most Double Plays	171
Clem Labine (1956)		Gil Hodges (1951)	
Most Games Started	44	Highest Fielding Average	
Bill Terry (1890)		(By an Infielder)	.998
George Haddock (1892)		Steve Garvey (1976) 1653 chances	
Brickyard Kennedy (1893)		Highest Fielding Average	
Since 1900	42	(By an Outfielder)	1.000*
Don Drysdale (1963 and 1965)		Brett Butler (1991) 380 chances	
Most Complete Games	40	Brett Butler (1993) 375 chances	
Brickyard Kennedy (1893)		Fewest Errors	
Since 1900	38	(By an Infielder)	
Oscar Jones (1904)		Steve Garvey (1976) 1653 chances	3
Most Games Finished	††83	(By an Outfielder)	
Mike Marshall (1974)		Brett Butler (1991) 380 chances	0*
Most Games Finished (Brooklyn)	47	Brett Butler (1993) 375 chances	
Clem Labine (1956)		Most Errors	107
Most Innings Pitched	382.2	Bill Joyce (1891)	
Brickyard Kennedy (1893)			

**LOS ANGELES INDIVIDUAL SINGLE SEASON RECORDS (1958-1997)**

**Batting Records:**

Highest Batting Average		Highest Slugging Average	
(Right-Handed)	.362	(Right-Handed)	.638
<b>Mike Piazza (1997)</b>		<b>Mike Piazza (1997)</b>	
Highest Batting Average		Highest On-Base Percentage	.438
(Left-Handed)	.328	Wally Moon (1960)	
Wally Moon (1961)		Most Games†	165
Highest Slugging Average		Maury Wills (1962)	
(Left-Handed)	.615	Most At-Bats	695
Reggie Smith (1977)		Maury Wills (1962)	

## LOS ANGELES INDIVIDUAL SINGLE SEASON RECORDS (1958-1997) (continued)

Most Runs	130	Claude Osteen (1968) and Don Sutton (1969)	
Maury Wills (1962)			
Most Hits	230	Most Games	**106
Tommy Davis (1962)		Mike Marshall (1974)	
Most Singles	179	Most Games Started	42
Maury Wills (1962)		Don Drysdale (1963 and 1965)	
Most Doubles	47	Most Complete Games	27
Wes Parker (1970)		Sandy Koufax (1965 and 1966)	
Most Triples	16	Most Games Finished (Right-Hander)	**83
Willie Davis (1970)		Mike Marshall (1974)	
Most Home Runs (Right-Handed)	40	Most Games Finished (Left-Hander)	52
<b>Mike Piazza (1997)</b>		Ron Perranoski (1964)	
Most Home Runs (Left-Handed)	28	Most Innings Pitched	335.2
Darryl Strawberry (1991)		Sandy Koufax (1965)	
Most Home Runs, One Month	15	Most Saves	44
Pedro Guerrero (June, 1985)		Todd Worrell (1996)	
Most Home Runs At Home	22	Most Strikeouts (Left-Hander)	§§382
<b>Mike Piazza (1997)</b>		Sandy Koufax (1965)	
Most Home Runs On The Road	20	Most Strikeouts (Right-Hander)	251
Pedro Guerrero (1985)		Don Drysdale (1963)	
Most Grand Slams	3	Most Bases On Balls	124
Kal Daniels (1990)		Fernando Valenzuela (1987)	
Most Homers, Rookie Season	35	Most Hit Batsmen	20
<b>Mike Piazza (1993)</b>		Don Drysdale (1961)	
Most Extra Base Hits	77	Most Wild Pitches	17
<b>Raul Mondesi (1997)</b>		Sandy Koufax (1958)	
Most Total Bases	356	Most Runs	127
Tommy Davis (1962)		Don Sutton (1970)	
Most Runs Batted In	153	Most Earned Runs	118
Tommy Davis (1962)		Don Sutton (1970)	
Most Bases on Balls	110	Most Hits	298
Jimmy Wynn (1975)		Claude Osteen (1967)	
Most Strikeouts	149	Most Home Runs	38
Bill Grabarkewitz (1970)		Don Sutton (1970)	
Fewest Strikeouts (150 Games)	28	Most Shutouts (Left-Hander)	††11
Jim Gilliam (1960)		Sandy Koufax (1963)	
Most Hit By Pitch	16	Most Shutouts (Right-Hander)	9
Lou Johnson (1965)		Don Sutton (1972)	
Most Sacrifices (including sacrifice flies)	33		
Jose Offerman (1993)		<b>Fielding Records:</b>	
Most Sacrifice Hits	25	Most Putouts	1606
Jose Offerman (1993)		Steve Garvey (1977)	
Most Sacrifice Flies	13	Most Assists	560
Reggie Smith (1978)		Bill Russell (1973)	
Most Stolen Bases	104	Most Total Chances	1669
Maury Wills (1962)		Steve Garvey (1977)	
Most Caught Stealing	31	Most Double Plays	138
Maury Wills (1965)		Steve Garvey (1976)	
Most Pinch-Hits	18	Highest Fielding Average	
Dave Hansen (1993)		(By an Infielder)	.998
Most Grounded Into Double Plays	27	Steve Garvey (1976) 1653 chances	
<b>Eric Karros (1996)</b>		Highest Fielding Average	
Fewest Grounded Into Double Plays	1	(By an Outfielder)	1.000*
John Roseboro (1961)		Brett Butler (1991) 380 chances	
		Brett Butler (1993) 375 chances	
		Fewest Errors	
<b>Pitching Records:</b>		(By an Infielder)	
Most Victories (Right-Hander)	25	Steve Garvey (1976) 1653 chances	3
Don Drysdale (1962)		(By an Outfielder)	
Most Victories - (Left-Hander)	§27	Brett Butler (1991) 380 chances	0*
Sandy Koufax (1966)		Brett Butler (1993) 375 chances	
Most Victories - (Reliever)	16	Most Errors	42
Ron Perranoski (1963)		Jose Offerman (1992)	
Highest Winning Percentage	.933 (14-1)		
Phil Regan (1966)			
Lowest Earned Run Average	1.73		
Sandy Koufax (1966)		* Co-holds Major League Record for an outfielder who played 150 or more games	
Most Games Lost	18		

## Legend for Dodger Records

\* Major League Record, \* Co-holds Major League Record, †† National League Record, † Co-holds National League Record, §§ Modern National League Record, § Co-holds Modern National League Record, ‡ Major League Record for 162-game season, Bold Face = Current Dodger Player

**DODGER ROOKIE RECORDS SINGLE SEASON (1890-1997)**

**Batting**

Games Played	159	Ted Sizemore (1969)
At-Bats	638	Steve Sax (1982)
Runs	127	Johnny Frederick (1929)
Hits	206	Johnny Frederick (1929)
Batting Average	.353	Fielder Jones (1896)
Slugging Average	<b>.561</b>	<b>Mike Piazza (1993)</b>
Singles	146	Steve Sax (1982)
Doubles	**52	Johnny Frederick (1929)
Triples	18	Harry Lumley (1904)
Home Runs	<b>35</b>	<b>Mike Piazza (1993)</b>
RBI	<b>112</b>	<b>Mike Piazza (1993)</b>
Extra Base Hits	82	Johnny Frederick (1929)
Total Bases	342	Johnny Frederick (1929)
Walks	**100	Jim Gilliam (1953)
Strikeouts	149	Billy Grabarkewitz (1970)
Fewest Strikeouts	**17	Buddy Hassett (1936)
Stolen Bases	49	Steve Sax (1982)
Sacrifice Hits	**28	Jackie Robinson (1947)

**Pitching**

Games	65	Pedro Martínez (1993)
Games Started	36	Henry Schmidt and Oscar Jones (1903)
Complete Games	32	Joe Yeager (1898)
Wins	23	Jeff Pfeffer (1914)
Losses	\$25	Harry McIntyre (1905)
Highest Winning Percentage	.789 (15-4)	Joe Black (1952)
Lowest ERA	1.97	Jeff Pfeffer (1914)
Innings	324	Oscar Jones (1903)
Most Hits Allowed	340	Harry McIntyre (1905)
Most Walks Allowed	137	Hal Gregg (1944)
Strikeouts	<b>236</b>	<b>Hideo Nomo (1995)</b>
Shutouts	*8	Fernando Valenzuela (1981)
Saves	17	Steve Howe (1980)

**BROOKLYN AND LOS ANGELES SINGLE SEASON CLUB BATTING RECORDS**

Highest Batting Average – .313 (1894); Since 1900: .304 (1930)	Most RBI – 887 (1953)
Most Games – 165 (1962)	Most Total Bases – 2545 (1953)
Most At-Bats – 5642 (1982)	Highest Slugging Average – .474 (1953)
Most Runs – 1021 (1894) Since 1900: 955 (1953)	Highest On-Base Percentage – .378 (1894); Since 1900: .366 (1953)
Most Hits – 1654 (1930)	Most Stolen Bases – 409 (1892); Since 1900: 274 (1900)
Most Singles – 1223 (1925)	Most Left On Base – 1278 (1947)
Most Doubles – 303 (1930)	Most Walks – 732 (1947)††
Most Triples – 130 (1894); Since 1900: 99 (1920)	Most Intentional Walks – 91 (1956)
Most Home Runs – 208 (1953)	Most Strikeouts – 1190 (1996)
Most Grand Slam Home Runs – 8 (1952)	Fewest Strikeouts – 318 (1922)

**LOS ANGELES SINGLE SEASON CLUB BATTING RECORDS**

and Highest Batting Average – .272 (1974)	Highest Slugging Average – .418 (1977 and 1997)
Most Games – 165 (1962)	Highest On-Base Percentage – .346 (1974)
Most At-Bats – 5642 (1982)	Most Stolen Bases – 198 (1962)
Most Runs – 842 (1962)	Most Walks – 611 (1975)
Most Hits – 1515 (1970)	Most Strikeouts – 1190 (1996)
Most Singles – 1128 (1970)	Fewest Strikeouts – 744 (1976); 550
Most Doubles – 251 (1978)	Most Sacrifices – 164 (1964)
Most Triples – 67 (1970)	Most Sacrifice Hits – 120 (1964)
Most Home Runs – 191 (1977)	Most Sacrifice Flies – 64 (1974)
Most Grand Slam Home Runs – 6 (1960, 1977, 1979, and 1985)	Fewest Grounded Into Double Play – 79 (1965)
Most Pinch-Homers – 8 (1983 and 1992)	Most Left on Base – 1223 (1982)
Most RBI – 781 (1962)	
Most Total Bases – 2336 (1977)	

**BROOKLYN SINGLE SEASON CLUB BATTING RECORDS**

Highest Batting Average – .313 (1894)	Most Pinch-Homers – 7 (1932)
Most Games – 157 (1951)	Most RBI – 887 (1953)
Most At-Bats – 5574 (1936)	Most Total Bases – 2545 (1953)
Most Runs – 955 (1953)	Highest Slugging Average – .474 (1953)
Most Hits – 1654 (1930)	Highest On-Base Percentage – .378 (1894)
Most Singles – 1223 (1925)	Most Stolen Bases – 409 (1892)
Most Doubles – 303 (1930)	Most Walks – 732 (1947) ††
Most Triples – 130 (1894)	Most Intentional Walks – 91 (1956)
Most Home Runs – 208 (1953)	Most Strikeouts – 848 (1957)
Most Grand Slams – 8 (1952)	Fewest Strikeouts – 318 (1922)

**BROOKLYN AND LOS ANGELES SINGLE SEASON CLUB PITCHING RECORDS**

Most Saves – 50 (1996)	Most Strikeouts – 1232 (1997)
Most Complete Games – 135 (1904)	Fewest Strikeouts – 216 (1895)
Most Innings Pitched – 1491 (1973)	Most Shutouts – 24 (1963 and 1988)
Most Runs – 1007 (1894)	Lowest Earned Run Average – 2.12 (1916)
Fewest Runs – 463 (1918)	Most Home Runs Allowed – 173 (1958)
Most Hits – 1608 (1925)	Fewest Home Runs Allowed – 10 (1902)
Fewest Hits – 1024 (1918)	Most Hit Batters – 68 (1903)
Fewest Walks – 258 (1919)	
Most Walks – 671 (1946)	

**LOS ANGELES SINGLE SEASON CLUB PITCHING RECORDS**

Most Saves – 50 (1996)	Most Walks – 614 (1959)
Most Complete Games – 58 (1965)	Most Strikeouts – 1232 (1997)
Most Innings Pitched – 1491 (1973)	Fewest Strikeouts – 747 (1976)
Most Runs – 761 (1958)	Most Shutouts – 24 (1963 and 1988)
Fewest Runs – 490 (1966)	Lowest Earned Run Average – 2.62 (1966)
Most Earned Runs – 680 (1958)	Most Wild Pitches – 70 (1958)
Fewest Earned Runs – 425 (1966)	Most Homers Allowed – 173 (1958)
Fewest Hits – 1196 (1972)	Fewest Homers Allowed – 65 (1968)
Most Hits – 1428 (1986)	Most Intentional Walks – 101 (1967)
Fewest Walks – 356 (1966)	Fewest Intentional Walks – 9 (1974)

**BROOKLYN SINGLE SEASON CLUB PITCHING RECORDS**

Most Saves – 37 (1955)	Fewest Walks – 258 (1919)
Most Complete Games – 135 (1904)	Most Walks – 671 (1946)
Most Innings Pitched – 1433 (1940)	Most Strikeouts – 891 (1957)
Most Runs – 1007 (1894)	Fewest Strikeouts – 216 (1895)
Fewest Runs – 463 (1918)	Most Shutouts – 22 (1906 and 1916)
Fewest Hits – 1024 (1918)	Lowest Earned Run Average – 2.12 (1916)
Most Hits – 1608 (1925)	Most Hit Batters – 68 (1903)

**BROOKLYN AND LOS ANGELES SINGLE SEASON CLUB FIELDING RECORDS**

Highest Fielding Percentage – .982 (1952)	Most Errors – 432 (1891)
Lowest Fielding Percentage – .924 (1891)	Since 1900: – 408 (1905)
Since 1900: – 937 (1905)	Fewest Errors – 106 (1952)
Most Putouts – 4473 (1973)	Most Double Plays – 198 (1958)
Fewest Putouts – 3992 (1938)	Fewest Double Plays – 73 (1891 and 1906)
Most Assists – 1946 (1982)	Most Passed Balls – 24 (1973)
Fewest Assists – 1573 (1961)	Fewest Passed Balls – 4 (1951, 1953 and 1954)
Most Total Chances – 6550 (1982)	Most Consecutive Errorless Games –
Fewest Total Chances – 5845 (1938)	11 (May 5-16, 1979)

**LOS ANGELES SINGLE SEASON CLUB FIELDING RECORDS**

Highest Fielding Percentage – .981	Most Errors – 193 (1962)
(1959, 1973, 1977, 1979, 1980 and 1989)	Fewest Errors – 114 (1959)
Lowest Fielding Percentage – .970 (1962)	Most Double Plays – 198 (1958)
Most Putouts – 4473 (1973)	Fewest Double Plays – 106 (1975)
Fewest Putouts – 4105 (1958)	Most Passed Balls – 24 (1973)
Most Assists – 1946 (1982)	Fewest Passed Balls – 6 (1958)
Fewest Assists – 1573 (1961)	Most Consecutive Errorless Games –
Most Total Chances – 6550 (1982)	11 (May 5-16, 1979)
Fewest Total Chances – 5882 (1961)	

**BROOKLYN AND LOS ANGELES CLUB GENERAL RECORDS**

Most Games Played: 165 (1962)	1992) – Los Angeles
Most Games Won:	Most Games Won at Home:
105 (1953) – Brooklyn	60 (1953) – Brooklyn
102 (1962 and 1974) – Los Angeles	55 (1980) – Los Angeles
Most Games Lost:	Fewest Games Won at Home:
105 (1905) – Brooklyn	27 (1908) – Brooklyn
99 (1992) – Los Angeles	37 (1992) – Los Angeles
Best Winning Percentage:	Fewest Games Lost at Home:
.682 (105-49, 1953) – Brooklyn	17 (1953) – Brooklyn
.630 (102-60, 1974) – Los Angeles	27 (1978, 1980 and 1991) – Los Angeles
Worst Winning Percentage:	Most Games Lost at Home:
.316 (48-104, 1905) – Brooklyn	50 (1908) – Brooklyn
.389 (63-99, 1992) – Los Angeles	44 (1992) – Los Angeles
Most Games Won in a Month:	Best Winning Percentage at Home:
25 (July 1947 and Aug. 1953) – Brooklyn	.779 (60-17, 1953) – Brooklyn
22 (Sept.-Oct. 1965 and Sept.-Oct.	.671 (55-27, 1980) – Los Angeles
1991) – Los Angeles	Worst Winning Percentage at Home:
Most Games Lost in a Month:	.351 (27-50, 1908) – Brooklyn
27 (Sept. 1908) – Brooklyn	.457 (37-44, 1992) – Los Angeles
20 (July 1968, June 1979 and Sept.- Oct.	

**BROOKLYN AND LOS ANGELES CLUB GENERAL RECORDS (continued)**

Most Games Won on the Road: 51 (1952) – Brooklyn 50 (1974) – Los Angeles	Most Extra Inning Games in a Season: Brooklyn – 25 (1910) Record: 10-14-1 Los Angeles – 27† (1967) Record: 10-17
Fewest Games Won on the Road: 19 (1905) – Brooklyn 26 (1992) – Los Angeles	Most Extra Inning Games Won in a Season: 15 (1973)
Most Games Lost on the Road: 57 (1905) – Brooklyn 55 (1992) – Los Angeles	Most Extra Inning Games Lost in a Season: 17 (1967)
Fewest Games Lost on the Road: 24 (1952) – Brooklyn 31 (1974 and 1988) – Los Angeles	Most Games Won from a Club at Home: 16 vs. Pittsburgh (1890) **
Best Winning Percentage on the Road: .680 (51-24, 1952) – Brooklyn .617 (50-31, 1974) – Los Angeles	Most Games Won from a Club on the Road: 11 vs. Philadelphia (1945) *
Worst Winning Percentage on the Road: .250 (19-57, 1905) – Brooklyn .321 (26-55, 1992) – Los Angeles	Most Years Played: 18 Zack Wheat (1909-1926) and Bill Russell (1969-1986)
Most Night Games Won in a Season: 72 (1977)	Most Postponed Games: 20 (1952) – Brooklyn 8 (1976) – Los Angeles
	Most Players Used in a Season: 53 (1944) – Brooklyn 49 (1995) – Los Angeles

**BROOKLYN AND LOS ANGELES CONSECUTIVE RECORDS**

<b>Individual Pitching:</b>	Brickyard Kennedy (Aug. 31, 1900 - 2nd inning)
Shutout Innings: 59 Orel Hershiser (Aug. 30-Sept. 28, 1988)	
Shutouts: **6 Don Drysdale (May 14-June 4, 1968)	<b>Individual Batting:</b>
Games Pitched, Reliever: *††13 Mike Marshall (June 18-July 3, 1974)	Hitting Streak – Los Angeles: 31 Willie Davis (Aug. 1-Sept. 3, 1969)
Games Won in a Season – Los Angeles: 13 Phil Regan (May 17-Sept. 23, 1966)	Brooklyn: 29 Zack Wheat (1916)
Brooklyn: 15 Dazzy Vance (July 11-Sept. 18, 1924)	Reached First Base Safely in a Game: §7 Cookie Lavagetto (Sept. 23, 1939 at Philadelphia)
Games Won in a Season (Starting Pitcher) – Los Angeles: 12 Burt Hooton (May 13 – Sept. 28, 1975)	Reached First Base Safely: ††14 Pedro Guerrero (July 23-26, 1985)
Games Lost in a Season – Los Angeles: 11 Rick Honeycutt (May 18-Aug. 22, 1987)	Hits – Brooklyn: †10 Edward Konetchy (June 28, 29 and July 1, 1919)
Brooklyn: 14 James Pastorius (1908)	Los Angeles: 9 Ron Cey (July 2-4, 1977)
Strikeouts in a Game: 8 Johnny Podres (July 2, 1962 vs. Philadelphia)	Hits, Three Consecutive Games: 12 "Wee" Willie Keeler (June 19-21, 1901) Milton Stock (June 30 – July 2, 1925)
Strikeouts in a Game by a Relief Pitcher: †6 Pete Richert (April 12, 1962 vs. Cincinnati) Ron Perranoski (Sept. 12, 1966 vs. New York Mets)	Hits, Four Consecutive Games: §§16 Milton Stock (June 30, July 1, 2 and 3, 1925)
Strikeouts, First Major League Game: †6 Karl Spooner (Sept. 22, 1954 vs. New York Giants) Pete Richert (April 12, 1962 vs. Cincinnati)	Long Hits: 5 Steve Garvey (Aug. 28, 1977 vs. St. Louis)
Strikeouts at the Start of a Game: 6 Andy Messersmith (May 28, 1973 vs. Philadelphia)	Consecutive Games Played: 1,107 Steve Garvey (Streak started Sept. 3, 1975 and went through the end of the 1982 season)
Most Strikeouts, Two Consecutive Games: 31 Sandy Koufax (Aug. 24 and 31, 1959)	Consecutive Years Played All Games: ††7 Steve Garvey (1976-1982)
Most Strikeouts, Three Consecutive Games: 41 Sandy Koufax (Aug. 24, 31 and Sept. 6, 1959)	Stolen Bases: 38 Davey Lopes (June 10-Aug. 24, 1975)
Most Strikeouts, Four Consecutive Games: 50 <b>Hideo Nomo (June 14, 19, 24 and 29, 1995)</b>	<b>Club Batting:</b>
Most Walks, Inning ††6	Consecutive Games Hitting a Homer: ††24 (June 18-July 10, 1953)
	Batters Reached Safely in an Inning: **19 (May 21, 1952 vs. Cincinnati)
	Hits, Game: *12 (June 23, 1930 vs. Pittsburgh – 6th and 7th innings)
	Hits in an Inning: *10 (June 23, 1930 vs. Pittsburgh – 6th inning)

**Legend for Dodger Records**

\* Major League Record, \* Co-holds Major League Record, †† National League Record, † Co-holds National League Record, §§ Modern National League Record, § Co-holds Modern National League Record, ‡ Major League Record for 162-game season, Bold Face = Current Dodger Player

## BROOKLYN AND LOS ANGELES CONSECUTIVE RECORDS (continued)

<b>Club General:</b>		Games Won From a Club on the Road: *18
Games Won – Los Angeles:	13	vs. Pittsburgh (1945-1946)
(May 21-June 1, 1962) and		Doubleheaders Won in a Season: *4
(Sept. 16-30, 1965)		(Sept. 1-4, 1924)
Brooklyn:	15	Games Making at Least One
(Aug. 29-Sept. 6, 1924)		Double Play: †23
Games Lost – Los Angeles:	10	(Aug. 7-27, 1952)
(Aug. 14-24, 1961 and June 10-21, 1992)		
Brooklyn: (1944)	16	

## BROOKLYN AND LOS ANGELES SINGLE-GAME RECORDS

<b>Club General:</b>		No-Hitters:	20
Longest Game by Innings:	26	<b>Last Time – Hideo Nomo</b>	
May 1, 1920 at Boston Braves		(Sept. 17, 1996 at Colorado)	
(Dodgers and Braves tied 1-1)		Opponent No-Hitters:	18
<i>Longest game in Major League history</i>		Last Time – Kent Mercker (Atlanta)	
Longest Game by Innings –		April 8, 1994 at Los Angeles	
Los Angeles:	22	Most Pitchers Used:	9
June 3, 1989 at Houston		June 3, 1989 vs. Houston – 22 innings	
(Astros won 5-4)		Sept. 16, 1991 vs. Cincinnati – 12 Innings	
August 23, 1989 at Montreal		May 2, 1995 at San Francisco – 15 inn.	
(Dodgers won 1-0)		Nine-Inning Game:	*8
Longest Game by Innings at Home:	19	Sept. 25, 1946 vs. Philadelphia	
May 24, 1973 vs. New York		Aug. 24, 1957 vs. Milwaukee	
(Mets won 7-3)		Most Pitchers Used in an Inning:	†5
Longest Nine-Inning Game		May 21, 1927 vs. Chicago – 9th Inning	
at Home, Time:	4:18	Aug. 26, 1987 vs. New York – 8th Inning	
Oct. 2, 1962 vs. San Francisco		Sept. 16, 1991 vs. Cincinnati – 9th Inning	
Longest Nine-Inning Game		<b>Club Batting:</b>	
on the Road, Time:	4:20	Most At-Bats:	85
June 30, 1996 at Colorado		May 1, 1920 at Boston – 26 innings	
<i>Longest nine-inning game in National</i>		Los Angeles:	80
<i>League history</i>		August 23, 1989 at Montreal – 22 innings	
Longest Extra Inning Game		Most Hits – Brooklyn:	28
on the Road, Time:	7:14	June 23, 1930 at Pittsburgh and	
June 3, 1989 at Houston		Aug. 22, 1917 vs. Pittsburgh – 22 innings	
<i>Longest night game in National League</i>		Los Angeles:	24
<i>history</i>		Aug. 20, 1974 vs. Chicago	
Longest Extra Inning Game		Most Hits – Inning:	12
at Home, Time:	5:42	May 21, 1952 vs. Cincinnati	
May 24, 1973 vs. New York		Most Runs:	25
Shortest Game on the Road, Time:	0:55	May 20, 1896 vs. Pittsburgh	
Sept. 21, 1919 at Cincinnati		Sept. 23, 1901 vs. Cincinnati	
Shortest Game at Home, Time:	1:30	Los Angeles:	19
May 20, 1972 vs. Houston		June 28, 1969 at San Diego	
Most Players Used:	28	May 26, 1970 at San Francisco	
Sept. 13, 1982 vs. San Diego – 16 innings		April 17, 1994 at Pittsburgh	
<i>National League Record for an extra</i>		Most Runs in an Inning:	§§15
<i>inning game</i>		May 21, 1952 vs. Cincinnati – 1st Inning	
Nine Inning Game:	25	Los Angeles:	10
(April 16, 1959 vs. St. Louis):		June 28, 1969 vs. Cincinnati – 3rd Inning	
<i>Co-holds National League Record for a</i>		July 4, 1971 vs. San Francisco – 8th Inning	
<i>nine-inning game</i>		Most Doubles:	9
<b>Club Pitching:</b>		July 24, 1894 vs. Boston	
Most Strikeouts:	†22	June 4, 1939 vs. Philadelphia	
(Aug. 8, 1972 vs. Cin.) – 19 innings		Most Triples:	5
Nine Inning Game: 18, Done five times		Aug. 23, 1902 vs. Pittsburgh	
Last time: June 4, 1990 vs. Atlanta		July 7, 1921 vs. New York	
Most Walks Allowed:	†17	Most Bases Loaded Triples:	2
April 30, 1944 at New York Giants		Aug. 25, 1917	
In Los Angeles: (July 27, 1990 vs.		May 24, 1953	
Atlanta)		Most Triples in an Inning:	4
Most Runs Allowed:	28	Aug. 23, 1902 vs. Pittsburgh – 3rd Inning	
(Aug. 25, 1891 vs. Chicago)		Most Home Runs:	7
Since 1900: (April 30, 1944 vs.	26	May 5, 1976 at Chicago	
New York Giants)		May 25, 1979 vs. Cincinnati	
In Los Angeles: (May 20, 1967 vs.	20	Brooklyn:	6
Chicago)		June 28, 1924 vs. Philadelphia	
Most Runs Allowed – Inning:	13	Most Grand Slams:	†2
June 25, 1910 at Boston – 1st Inning		Sept. 23, 1901 at Cincinnati	
Los Angeles:	10	Aug. 23, 1985 at Montreal	
Sept. 3, 1975 at Cincinnati – 4th Inning		Most RBI Inning:	15
Most Hits Allowed – Los Angeles:	26	May 21, 1952 vs. Cincinnati	
May 13, 1958 vs. San Francisco		Most Total Bases:	48
Brooklyn:	27	Aug. 20, 1974 vs. Chicago	
June 8, 1940 at Cincinnati		Brooklyn:	46

## BROOKLYN AND LOS ANGELES SINGLE-GAME RECORDS (continued)

Sept. 23, 1939 at Philadelphia		Francisco and April 24, 1962 at Chicago):	
Most Stolen Bases:	8	<b>Ramon Martinez (June 4, 1990 vs. Atlanta)</b>	
Aug. 22, 1948 vs. Boston		Strikeouts – Game – In Brooklyn:	16
Aug. 24, 1974 vs. St. Louis		Nap Rucker (1909)	
Most Batters Reaching First Base		Strikeouts, First Major League Game:	*15
Safely in an Inning:	§§19	Karl Spooner (Sept. 22, 1954 vs.	
May 21, 1952 vs. Cincinnati		New York Giants)	
Most Walks:	†17	Three Strikeouts on Nine Pitches – Inning:	
Aug. 27, 1903 vs. Philadelphia		D.C. Patty Ragan (Oct. 5, 1914 vs.	
Most Hit Batters:	4	Boston Braves- 8th Inning); Dazzy Vance	
July 17, 1900 vs. New York Giants		(Sept. 14, 1924 vs. Cincinnati – 3rd	
Most Pinch-Hits:	**6	Inning); Sandy Koufax (June 30, 1962 vs.	
Sept. 9, 1926 vs. Philadelphia		New York – 1st Inning and April 18, 1964	
Most Pinch-Hitters:	*9	at Cincinnati – 3rd Inning); Todd Worrell	
Sept. 22, 1959 vs. St. Louis		(Aug. 12, 1995 vs. Pittsburgh – 9th inning)*	
Sept. 1, 1982 vs. St. Louis – 13 innings		Most Wild Pitches:	5
Sept. 8, 1985 vs. New York – 14 innings		Larry Cheney (July 9, 1918 at St. Louis)	
Most Sacrifice Hits in an Inning:	*3	Most Walks Allowed:	11
May 23, 1972 vs. San Francisco		Harry McIntyre (Aug. 9, 1906 vs. Chicago);	
Most Runners Left on Base:	25	Sandy Burk (Sept. 23, 1910 vs. St. Louis);	
July 27, 1990 vs. Atlanta		Van Lingle Mungo (June 9, 1932 vs.	
Brooklyn:	20	Philadelphia); Hal Gregg (June 15, 1944	
Aug. 21, 1954 vs. Milwaukee		vs. New York-15 innings)	
Nine-Inning Game:	18	Most Hits Allowed:	23
June 23, 1986 vs. Atlanta		Jeff Pfeffer (June 1, 1919 vs. Philadelphia	
Most Grounded Into Double Play	5	19 innings)	
May 24, 1973 vs. New York		Most Home Runs Allowed:	6
Most Plate Appearances without		Hollis Thurston (Aug. 13, 1932)	
having a Walk:	**81	Most Home Runs, Inning:	4
August 23, 1989 at Montreal		Ben Wade (May 28, 1954 – 8th inning)	
Largest Winning Margin:	20		
May 24, 1892 vs. Washington		<b>Individual Batting:</b>	
(Dodgers won 24-4)		Most At-Bats:	10
Los Angeles:	19	Leon Cadore (May 1, 1920 at Boston, 26	
June 28, 1969 vs. San Diego		innings); Jimmy Johnston (May 1, 1920	
(Dodgers won 19-0)		at Boston, 26 innings); Bernie Neis (May	
Largest Losing Margin:	21	1, 1920 at Boston, 26 innings); Ivy Olson	
June 8, 1940 vs. Cincinnati		(May 1, 1920 at Boston, 26 innings);	
(Dodgers lost 23-2)		Chuck Ward (May 1, 1920 at Boston, 26	
Los Angeles:	18	innings); John Shelby (June 3, 1989 at	
Aug. 8, 1965 at Cincinnati		Houston, 22 innings)	
(Dodgers lost 18-0)		Most Runs Scored:	5
Biggest Shutout Victory:	19-0	By many players: Last Time – Steve Garvey	
(June 28, 1969 at San Diego)		(Aug. 28, 1977 vs. St. Louis)	
Biggest Shutout Loss:	18-0	Most Hits:	6
(Aug. 8, 1965 at Cincinnati)		George Cutshaw (Aug. 9, 1915 at Chicago);	
		Jack Fournier (June 29, 1923 at	
<b>Club Fielding:</b>		Philadelphia); John DeBerry (June 23,	
Most Putouts (Extra Innings):	78	1929-14 innings vs. New York Giants);	
May 1, 1920 at Boston		Walter Gilbert (May 30, 1931 at New York	
Most Assists (Extra Innings):	37	Giants); Cookie Lavagetto (Sept. 23, 1939	
August 17, 1902 vs. St. Louis		at Philadelphia); Willie Davis (May 24,	
Most Double Plays	6	1973-19 innings vs. New York)	
August 5, 1956 vs. St. Louis		Most Hits, 1st Game in the Majors:	4
Most Errors (Los Angeles)	7	Casey Stengel (Sept. 17, 1912 at	
Sept. 4, 1972 vs. Cincinnati		Pittsburgh)	
Sept. 13, 1992 vs. San Francisco		Most Singles:	6
Sept. 1, 1995 vs. Montreal		Willie Davis (May 24, 1973 vs. New York)	
		Most Doubles:	3
<b>Individual Pitching:</b>		By many players: Last Time-Henry	
Most Innings Pitched:	26	Rodriguez (April 13, 1994 at St. Louis)	
Leon Cadore (May 1, 1920 at Boston)		Most Triples:	3
In Los Angeles:	13	Jimmy Sheppard (April 18, 1901	
Don Drysdale (May 22, 1959 vs. S.F.)		vs. Philadelphia)	
Sandy Koufax (May 28, 1960 at Chicago)		Most Triples in an Inning:	†2
Most Strikeouts – Inning:	*4	Bill Dahlen (Aug. 30, 1900-8th inning)	
Pete Richert (April 12, 1962 vs.		Most Homers:	4
Cincinnati) and Don Drysdale (April		Gil Hodges (Aug. 31, 1950 vs. Boston	
17, 1965 vs. Philadelphia)		Braves)	
Strikeouts – Game – In Los Angeles:	18	Los Angeles:	3
Sandy Koufax (Aug. 31, 1959 vs. San		Don Demeter (April 21, 1959-11 innings	

## Legend for Dodger Records

\* Major League Record, \*\* Co-holds Major League Record, †† National League Record, † Co-holds National League Record, §§ Modern National League Record, § Co-holds Modern National League Record, ‡ Major League Record for 162-game season, Bold Face = Current Dodger Player

## BROOKLYN AND LOS ANGELES SINGLE-GAME RECORDS (continued)

vs. San Francisco); Jimmy Wynn (May 11, 1974 at San Diego); Davey Lopes (Aug. 20, 1974 at Chicago); Cory Snyder (April 17, 1994 at Pittsburgh); <b>Mike Piazza (June 29, 1996 at Colorado)</b>		<b>Individual Fielding:</b>	
Consecutive Homers: 3		Most Assists – By an Infielder:	12
Gene Hermanski (Aug. 4, 1948 vs. Chicago); Duke Snider (May 30, 1950 at Cincinnati); Roy Campanella (Aug. 26, 1950 at Cincinnati); Tom Brown (Sept. 18, 1950 vs. Chicago)		Jim Gilliam (July 21, 1956 vs. St. Louis), Monte Ward (June 10, 1892)	
Two Homers, One Right-Handed/Left-Handed:		Most Assists – By a Catcher:	†7
James Russell (July 26, 1950 vs. St. Louis); Maury Wills (May 30, 1962 at New York); Jim Lefebvre (May 7, 1966 at Cincinnati); Wes Parker (June 5, 1966 at New York); Eddie Murray (April 18, 1990 at San Francisco and June 9, 1990 at San Diego)		Bill Bergen (Aug. 23, 1909 vs. St. Louis)	
Most Long Hits: †5		Most Assists – By a Pitcher:	13
Steve Garvey (Aug. 28, 1977 vs. St. Louis)		Leon Cadore (May 1, 1920 vs. Boston – 26 innings)	
Most Total Bases: 17		Most Assists in an Inning (Pitcher) †3	
Gil Hodges (Aug. 31, 1950 vs. Boston)		Steve Wilson (Aug. 25, 1992 vs. Pittsburgh)	
Los Angeles: 15		Most Assists in an Inning (Catcher) †3	
Davey Lopes (Aug. 20, 1974 vs. Chicago)		Bruce Edwards (Aug. 15, 1946 vs. New York Giants – 4th Inning)	
Most RBI: 9		Most Chances – By an Infielder: 16	
Gil Hodges (Aug. 31, 1950 vs. Boston Braves)		Phil Lewis (July 20, 1905 vs. Cincinnati)	
Los Angeles: 8		Most Chances – By a Third Baseman: †13	
Ron Cey (July 31, 1974 at San Diego)		Tony Cuccinello (July 12, 1934 vs. Cincinnati)	
Most RBI in an Inning: 5		Most Chances – By a First Baseman: 31	
Dusty Baker (Sept. 13, 1977 vs. San Diego)		Ed Konetchy (May 1, 1920 vs. Boston – 26 Innings)	
Most Stolen Bases: 5		Jake Daubert (May 6, 1910 vs. Boston) 22	
Davey Lopes (Aug. 24, 1974 vs. St. Louis)		Most Chances – By a Catcher: 24	
Most Sacrifice Hits: 4		Steve Yeager (Aug. 8, 1972 vs. Cincinnati – 19 Innings) N.L. record for extra inning game	
Jake Daubert (Aug. 15, 1914 vs. Philadelphia)		Most Chances – By a Pitcher: 13	
Most Walks: 5		Leon Cadore (May 1, 1920 vs. Boston – 26 Innings)	
Gene Hermanski (Sept. 22, 1949 vs. St. Louis)		Elmer Stricklett (Sept. 11, 1906 vs. Philadelphia) 12	
Greg Brock (May 17, 1983 at Montreal)		Most Putouts	
Most Strikeouts: 5		Brooklyn: 30	
Bill Russell (June 9, 1971 vs. Philadelphia)		Ed Konetchy (May 1, 1920 at Boston – 26 Innings)	
Darryl Strawberry (May 1, 1991 at Montreal)		Los Angeles: 22	
Reached Base Safely in an Inning: *3		Steve Yeager (Aug. 8, 1972 vs. Cincinnati – 19 Innings)	
Pee Wee Reese (May 21, 1952 vs. Cincinnati)		Most Errors: †5	
		Phillip Lewis (July 20, 1905 vs. Cincinnati)	
		Most Errors, Inning: †3	
		Davey Lopes (June 2, 1973 vs. Montreal – 1st Inning)	
		Jose Offerman (May 9, 1995 at San Diego – 4th inning)	

## BROOKLYN AND LOS ANGELES CAREER TOP 10 – BATTING

Games:	Runs:	RBI:
Wheat, Zack 2,322	Reese, Pee Wee 1,338	Snider, Duke 1,271
Russell, Bill 2,181	Wheat, Zack 1,255	Hodges, Gil 1,254
Reese, Pee Wee 2,166	Snider, Duke 1,199	Wheat, Zack 1,223
Hodges, Gil 2,006	Gilliam, Jim 1,163	Furillo, Carl 1,058
Gilliam, Jim 1,956	Hodges, Gil 1,088	Garvey, Steve 992
Davis, Willie 1,952	Davis, Willie 1,004	Reese, Pee Wee 885
Snider, Duke 1,923	Robinson, Jackie 947	Campanella, Roy 856
Furillo, Carl 1,806	Furillo, Carl 895	Davis, Willie 849
Garvey, Steve 1,727	Griffin, Mike 882	Cey, Ron 842
Wills, Maury 1,593	Wills, Maury 876	Robinson, Jackie 734
<b>At-Bats:</b>	<b>Hits:</b>	<b>Stolen Bases:</b>
Wheat, Zack 8,859	Wheat, Zack 2,804	Wills, Maury 490
Reese, Pee Wee 8,058	Reese, Pee Wee 2,170	Lopes, Davey 418
Davis, Willie 7,495	Davis, Willie 2,091	Davis, Willie 335
Russell, Bill 7,318	Snider, Duke 1,995	Daly, Tom 298
Gilliam, Jim 7,119	Garvey, Steve 1,968	Sax, Steve 290
Hodges, Gil 6,881	Russell, Bill 1,926	Griffin, Mike 264
Snider, Duke 6,640	Furillo, Carl 1,910	Reese, Pee Wee 232
Garvey, Steve 6,543	Gilliam, Jim 1,889	Sheppard, Jimmy 212
Furillo, Carl 6,378	Hodges, Gil 1,884	Gilliam, Jim 203
Wills, Maury 6,156	Wills, Maury 1,732	Wheat, Zack 203

## Legend for Dodger Records

\* Major League Record, \* Co-holds Major League Record, † National League Record, † Co-holds National League Record, §§ Modern National League Record, § Co-holds Modern National League Record, † Major League Record for 162-game season, Bold Face = Current Dodger Player

## BROOKLYN AND LOS ANGELES CAREER TOP 10 – BATTING (continued)

<b>Doubles:</b>		<b>Total Bases:</b>		<b>Walks:</b>	
Wheat, Zack	464	Wheat, Zack	4,003	Reese, Pee Wee	1,210
Snider, Duke	343	Snider, Duke	3,669	Gilliam, Jim	1,036
Garvey, Steve	333	Hodges, Gil	3,357	Hodges, Gil	925
Reese, Pee Wee	330	Davis, Willie	3,094	Snider, Duke	893
Furillo, Carl	324	Reese, Pee Wee	3,038	Cey, Ron	765
Davis, Willie	321	Garvey, Steve	3,004	Robinson, Jackie	740
Gilliam, Jim	304	Furillo, Carl	2,922	Wheat, Zack	632
Hodges, Gil	294	Gilliam, Jim	2,530	Lopes, Davey	603
Russell, Bill	293	Russell, Bill	2,471	Camilli, Dolph	584
Walker, Dixie	274	Cey, Ron	2,321	Scioscia, Mike	567
<b>Triples:</b>		<b>Extra Base Hits:</b>		<b>Slugging Pct. (1,800+ AB):</b>	
Wheat, Zack	171	Snider, Duke	814	<b>Piazza, Mike</b>	<b>.576</b>
Davis, Willie	110	Wheat, Zack	766	Herman, Babe	.557
Myers, Hy	97	Hodges, Gil	703	Snider, Duke	.553
Daubert, Jake	87	Davis, Willie	585	Fournier, Jack	.552
Snider, Duke	82	Garvey, Steve	579	Guerrero, Pedro	.512
Hummel, John	82	Furillo, Carl	572	Mondesi, Raul	.511
Reese, Pee Wee	80	Reese, Pee Wee	536	Campanella, Roy	.500
Scheckard, Jimmy	76	Cey, Ron	469	Camilli, Dolph	.497
Daly, Tom	76	Robinson, Jackie	464	Howard, Frank	.495
Johnston, Jimmy	73	Gilliam, Jim	440	Hodges, Gil	.488
<b>Home Runs:</b>		<b>Batting Avg. (1,800+ AB):</b>		<b>Pinch-Hits:</b>	
Snider, Duke	389	Keeler, "Wee" Willie	.360	Mota, Manny	106
Hodges, Gil	361	Herman, Babe	.339	Hansen, Dave	63
Campanella, Roy	242	Fournier, Jack	.337	Gwynn, Chirs	52
Cey, Ron	228	<b>Piazza, Mike</b>	<b>.334</b>	Snider, Duke	43
Garvey, Steve	211	Wheat, Zack	.317	Webster, Mitch	43
Furillo, Carl	192	Phelps, Babe	.315	Sharperson, Mike	39
Guerrero, Pedro	171	Mota, Manny	.315	Hatcher, Mickey	38
<b>Piazza, Mike</b>	<b>168</b>	Jones, Fielder	.313	Monday, Rick	34
Davis, Willie	154	Robinson, Jackie	.311	Shuba, George	33
<b>Karros, Eric</b>	<b>154</b>	Walker, Dixie	.311	Gabrielson, Len	33
				Lacy, Lee	33

## BROOKLYN AND LOS ANGELES CAREER TOP 10 – PITCHING

<b>Wins:</b>		<b>Games Started:</b>		<b>Complete Games:</b>	
Sutton, Don	233	Sutton, Don	533	Kennedy, Brickyard	279
Drysdale, Don	209	Drysdale, Don	465	Vance, Dazzy	212
Vance, Dazzy	190	Osteen, Claude	335	Grimes, Burleigh	205
Kennedy, Brickyard	174	Kennedy, Brickyard	332	Rucker, Nap	186
Koufax, Sandy	165	Vance, Dazzy	326	Drysdale, Don	167
Grimes, Burleigh	158	Valenzuela, F.	320	Pfeffer, Jeff	157
Osteen, Claude	147	Koufax, Sandy	314	Sutton, Don	156
Valenzuela, F.	141	Podres, Johnny	310	Koufax, Sandy	137
Podres, Johnny	136	Hershiser, Orel	303	Stein, Ed	136
Rucker, Nap	134	Grimes, Burleigh	285	McIntyre, Harry	119
<b>Losses:</b>		<b>Strikeouts:</b>		<b>Innings Pitched:</b>	
Sutton, Don	181	Sutton, Don	2,696	Sutton, Don	3,814.0
Drysdale, Don	166	Drysdale, Don	2,486	Drysdale, Don	3,432.1
Kennedy, Brickyard	150	Koufax, Sandy	2,396	Kennedy, Brickyard	2,857.0
Rucker, Nap	134	Vance, Dazzy	1,918	Vance, Dazzy	2,758.0
Vance, Dazzy	131	Valenzuela, F.	1,759	Grimes, Burleigh	2,425.2
Osteen, Claude	126	Hershiser, Orel	1,443	Osteen, Claude	2,397.1
Grimes, Burleigh	121	Podres, Johnny	1,331	Rucker, Nap	2,375.1
Valenzuela, F.	116	Welch, Bob	1,292	Valenzuela, F.	2,348.2
Podres, Johnny	104	Rucker, Nap	1,217	Koufax, Sandy	2,324.1
Hershiser, Orel	102	Osteen, Claude	1,162	Hershiser, Orel	2,156.0
<b>Games:</b>		<b>Saves:</b>		<b>Hits:</b>	
Sutton, Don	550	Worrell, Todd	127	Sutton, Don	3,291
Drysdale, Don	518	Brewer, Jim	125	Kennedy, Brickyard	3,102
Brewer, Jim	474	Perranoski, Ron	101	Drysdale, Don	3,084
Perranoski, Ron	457	Howell, Jay	85	Vance, Dazzy	2,579
Labine, Clem	425	Labine, Clem	83	Grimes, Burleigh	2,547
Hough, Charlie	401	Niedenfueller, Tom	64	Osteen, Claude	2,350
Koufax, Sandy	397	Hough, Charlie	60	Valenzuela, F.	2,099
Kennedy, Brickyard	381	Howe, Steve	59	Rucker, Nap	2,089
Vance, Dazzy	378	Casey, Hugh	50	Podres, Johnny	2,009
Podres, Johnny	366	Roebuck, Ed	43	Hershiser, Orel	1,934

## BROOKLYN AND LOS ANGELES CAREER TOP 10 - PITCHING (continued)

Walks:		Shutouts:		ERA (1,100+ Innings):	
Kennedy, Brickyard	1,128	Sutton, Don	52	Pfeffer, Jeff	2.31
Sutton, Don	996	Drysdale, Don	49	Rucker, Nap	2.42
Valenzuela, F.	915	Koufax, Sandy	40	Koufax, Sandy	2.76
Drysdale, Don	855	Rucker, Nap	38	Smith, Sherry	2.91
Koufax, Sandy	817	Osteen, Claude	34	Drysdale, Don	2.95
Vance, Dazzy	764	Vance, Dazzy	30	Scanlan, Doc	2.96
Grimes, Burleigh	744	Valenzuela, F.	29	John, Tommy	2.98
Rucker, Nap	701	Pfeffer, Jeff	25	Hershiser, Orel	3.00
Mungo, Van Lingle	697	Hershiser, Orel	24	Singer, Bill	3.03
Podres, Johnny	670	Podres, Johnny	23	Osteen, Claude	3.09
		Welch, Bob	23		

## LOS ANGELES CAREER TOP 10 - BATTING

Games:		Stolen Bases:		Extra Base Hits:	
Russell, Bill	2,181	Wills, Maury	490	Davis, Willie	585
Davis, Willie	1,952	Lopes, Davey	418	Garvey, Steve	579
Garvey, Steve	1,727	Davis, Willie	335	Cey, Ron	469
Wills, Maury	1,593	Sax, Steve	290	Russell, Bill	396
Cey, Ron	1,481	Butler, Brett	179	Guerrero, Pedro	364
Scioscia, Mike	1,441	Russell, Bill	167	Baker, Dusty	335
Fairly, Ron	1,306	Landreaux, Ken	119	<b>Karros, Eric</b>	<b>327</b>
Parker, Wes	1,288	DeShields, Delino	114	Lopes, Davey	303
Roseboro, John	1,254	Gilliam, Jim	112	Marshall, Mike	298
Yeager, Steve	1,219	Duncan, Mariano	97	Roseboro, John	294
At-Bats:		Doubles:		Batting Avg. (1,800+ AB):	
Davis, Willie	7,495	Garvey, Steve	333	<b>Piazza, Mike</b>	<b>.334</b>
Russell, Bill	7,318	Davis, Willie	321	Mota, Manny	.315
Garvey, Steve	6,543	Russell, Bill	293	Guerrero, Pedro	.309
Wills, Maury	6,156	Cey, Ron	223	Davis, Tommy	.304
Cey, Ron	5,216	Scioscia, Mike	198	Garvey, Steve	.301
Lopes, Davey	4,590	Parker, Wes	194	Butler, Brett	.298
Scioscia, Mike	4,373	Baker, Dusty	179	Buckner, Bill	.289
Sax, Steve	4,312	Gilliam, Jim	176	Moon, Wally	.286
Gilliam, Jim	4,158	Sax, Steve	172	Sax, Steve	.282
Parker, Wes	4,157	Guerrero, Pedro	169	Baker, Dusty	.281
				Wills, Maury	.281
Runs:		Triples:		Walks:	
Davis, Willie	1,004	Davis, Willie	110	Cey, Ron	765
Wills, Maury	876	Russell, Bill	57	Gilliam, Jim	631
Garvey, Steve	852	Wills, Maury	56	Lopes, Davey	603
Russell, Bill	796	Roseboro, John	44	Scioscia, Mike	567
Lopes, Davey	759	Butler, Brett	41	Parker, Wes	532
Cey, Ron	715	Lopes, Davey	39	Fairly, Ron	522
Gilliam, Jim	630	Garvey, Steve	35	Russell, Bill	483
Sax, Steve	574	Parker, Wes	32	Wills, Maury	456
Guerrero, Pedro	561	Crawford, Willie	29	Roseboro, John	444
Baker, Dusty	549	Sax, Steve	28	Butler, Brett	426
Hits:		Home Runs:		Slugging Pct. (1,800+AB):	
Davis, Willie	2,091	Cey, Ron	228	<b>Piazza, Mike</b>	<b>.576</b>
Garvey, Steve	1,968	Garvey, Steve	211	Guerrero, Pedro	.512
Russell, Bill	1,926	Guerrero, Pedro	171	Howard, Frank	.495
Wills, Maury	1,732	<b>Piazza, Mike</b>	<b>168</b>	Garvey, Steve	.459
Cey, Ron	1,378	Davis, Willie	154	Marshall, Mike	.449
Sax, Steve	1,218	<b>Karros, Eric</b>	<b>154</b>	Cey, Ron	.445
Lopes, Davey	1,204	Baker, Dusty	144	Davis, Tommy	.441
Baker, Dusty	1,144	Marshall, Mike	137	Baker, Dusty	.437
Scioscia, Mike	1,131	Howard, Frank	123	Moon, Wally	.435
Guerrero, Pedro	1,113	Yeager, Steve	100	Ferguson, Joe	.419
RBI:		Total Bases:		Pinch-Hits:	
Garvey, Steve	992	Davis, Willie	3,094	Mota, Manny	106
Davis, Willie	849	Garvey, Steve	3,004	Hansen, Dave	63
Cey, Ron	842	Russell, Bill	2,471	Gwynn, Chris	52
Russell, Bill	627	Cey, Ron	2,321	Webster, Mitch	43
Baker, Dusty	586	Wills, Maury	2,045	Sharperson, Mike	39
Guerrero, Pedro	585	Guerrero, Pedro	1,843	Hatcher, Mickey	38
Fairly, Ron	541	Baker, Dusty	1,779	Monday, Rick	34
<b>Karros, Eric</b>	<b>535</b>	Lopes, Davey	1,744	Gabrielson, Len	33
<b>Piazza, Mike</b>	<b>533</b>	Parker, Wes	1,560	Lacy, Lee	33
Marshall, Mike	484	Scioscia, Mike	1,557	Crawford, Willie	31

## LOS ANGELES CAREER TOP 10 - PITCHING

<b>Wins:</b>		<b>Strikeouts:</b>		<b>Hits:</b>	
Sutton, Don	233	Sutton, Don	2,696	Sutton, Don	3,291
Drysdale, Don	187	Drysdale, Don	2,283	Drysdale, Don	2,792
Koufax, Sandy	156	Koufax, Sandy	2,214	Osteen, Claude	2,350
Osteen, Claude	147	Valenzuela, F.	1,759	Valenzuela, F.	2,099
Valenzuela, F.	141	Hershiser, Orel	1,443	Hershiser, Orel	1,934
Hershiser, Orel	134	Welch, Bob	1,292	Hooton, Burt	1,659
<b>Martinez, Ramon</b>	<b>116</b>	<b>Martinez, Ramon</b>	<b>1,224</b>	Welch, Bob	1,631
Welch, Bob	115	Osteen, Claude	1,162	Koufax, Sandy	1,572
Hooton, Burt	112	Hooton, Burt	1,042	<b>Martinez, Ramon</b>	<b>1,442</b>
Podres, Johnny	95	Singer, Bill	989	Podres, Johnny	1,408
<b>Losses:</b>		<b>Saves:</b>		<b>Walks:</b>	
Sutton, Don	181	Worrell, Todd	127	Sutton, Don	996
Drysdale, Don	152	Brewer, Jim	125	Valenzuela, F.	915
Osteen, Claude	126	Perranoski, Ron	101	Drysdale, Don	763
Valenzuela, F.	116	Howell, Jay	85	Koufax, Sandy	709
Hershiser, Orel	102	Niedenfueller, Tom	64	<b>Martinez, Ramon</b>	<b>663</b>
Welch, Bob	86	Hough, Charlie	60	Hershiser, Orel	653
Hooton, Burt	84	Howe, Steve	59	Osteen, Claude	568
Koufax, Sandy	77	Marshall, Mike	42	Welch, Bob	565
Singer, Bill	76	Sherry, Larry	39	Hooton, Burt	540
Podres, Johnny	74	Gott, Jim	38	Podres, Johnny	452
<b>Martinez, Ramon</b>	<b>74</b>				
<b>Games:</b>		<b>Complete Games:</b>		<b>Shutouts:</b>	
Sutton, Don	550	Drysdale, Don	156	Sutton, Don	52
Brewer, Jim	474	Sutton, Don	156	Drysdale, Don	45
Drysdale, Don	459	Koufax, Sandy	133	Koufax, Sandy	38
Perranoski, Ron	457	Valenzuela, F.	107	Osteen, Claude	34
Hough, Charlie	401	Osteen, Claude	100	Valenzuela, F.	29
Hershiser, Orel	343	Hershiser, Orel	65	Hershiser, Orel	24
Osteen, Claude	339	Hooton, Burt	61	Welch, Bob	23
Koufax, Sandy	335	Singer, Bill	52	Hooton, Burt	22
Valenzuela, F.	331	Podres, Johnny	50	<b>Martinez, Ramon</b>	<b>20</b>
Hooton, Burt	322	Welch, Bob	47	Singer, Bill	18
<b>Games Started:</b>		<b>Innings Pitched:</b>		<b>ERA (900+ Innings):</b>	
Sutton, Don	533	Sutton, Don	3,814.0	Koufax, Sandy	2.64
Drysdale, Don	424	Drysdale, Don	3,112.1	John, Tommy	2.97
Osteen, Claude	335	Osteen, Claude	2,397.1	Drysdale, Don	2.98
Valenzuela, F.	320	Valenzuela, F.	2,348.2	Hershiser, Orel	3.00
Hershiser, Orel	303	Hershiser, Orel	2,156.0	Singer, Bill	3.03
Koufax, Sandy	286	Koufax, Sandy	2,119.2	Osteen, Claude	3.09
Welch, Bob	267	Hooton, Burt	1,861.0	Sutton, Don	3.09
Hooton, Burt	265	Welch, Bob	1,820.2	Reuss, Jerry	3.11
<b>Martinez, Ramon</b>	<b>247</b>	<b>Martinez, Ramon</b>	<b>1,630.0</b>	Hooton, Burt	3.14
Podres, Johnny	220	Reuss, Jerry	1,407.2	Welch, Bob	3.14

## BROOKLYN AND LOS ANGELES SINGLE SEASON TOP 10 - BATTING

<b>At-Bats:</b>		<b>Hits:</b>	
1. Wills, Maury	695 (1962)	1. Herman, Babe	241 (1930)
2. Furillo, Carl	667 (1951)	2. Davis, Tommy	230 (1962)
3. Davis, Tommy	665 (1962)	3. Wheat, Zack	221 (1925)
4. Garvey, Steve	659 (1975)	4. O'Doul, Lefty	219 (1932)
5. Garvey, Steve	658 (1980)	5. Herman, Babe	217 (1929)
6. Olson, Ivy	652 (1921)	6. Keeler, "Wee" Willie	215 (1899)
7. Wills, Maury	650 (1965)	7. Wheat, Zack	212 (1924)
8. Garvey, Steve	648 (1979)	8. Garvey, Steve	210 (1975)
9. Garvey, Steve	646 (1977)	Sax, Steve	210 (1986)
10. Davis, Willie	643 (1968)	10. Keeler, "Wee" Willie	209 (1901)
<b>Runs:</b>		<b>Batting Average:</b>	
1. Collins, Hub	148 (1890)	(Minimum: 3.1 plate appearances for each game played by team)	
2. Herman, Babe	143 (1930)	1. Herman, Babe	.393 (1930)
3. Griffin, Mike	140 (1895)	2. Herman, Babe	.381 (1929)
Keeler, "Wee" Willie	140 (1899)	3. Keeler, "Wee" Willie	.377 (1899)
5. Griffin, Mike	136 (1897)	4. Wheat, Zack	.375 (1924)
6. Daly, Tom	135 (1894)	5. Keeler, "Wee" Willie	.368 (1900)
7. Jones, Fielder	134 (1897)	O'Doul, Lefty	.368 (1932)
8. Reese, Pee Wee	132 (1949)	<b>7. Piazza, Mike</b>	<b>.362 (1997)</b>
Snider, Duke	132 (1953)	8. Burnis, Oyster	.361 (1894)
10. Wills, Maury	130 (1962)	9. Wheat, Zack	.359 (1925)
		10. Walker, Dixie	.357 (1944)

## BROOKLYN AND LOS ANGELES SINGLE SEASON TOP 10 – BATTING (continued)

## RBI:

1. Davis, Tommy	153 (1962)
2. Campanella, Roy	142 (1953)
3. Snider, Duke	136 (1955)
4. Fournier, Jack	130 (1925)
Herman, Babe	130 (1930)
Hodges, Gil	130 (1954)
Snider, Duke	130 (1954)
8. Burns, Oyster	128 (1890)
9. Wright, Glenn	126 (1930)
Snider, Duke	126 (1953)

## Singles:

1. Keeler, "Wee" Willie	187 (1899)
2. Keeler, "Wee" Willie	179 (1900)
Wills, Maury	179 (1962)
4. Keeler, "Wee" Willie	176 (1901)
5. Davis, Willie	167 (1962)
6. Wills, Maury	165 (1965)
7. Stock, Milt	164 (1925)
8. Keeler, "Wee" Willie	163 (1902)
9. Butler, Brett	162 (1991)
10. Myers, Hy	161 (1922)

## Doubles:

1. Frederick, John	52 (1929)
2. Herman, Babe	48 (1930)
3. Parker, Wes	47 (1970)
4. Frederick, John	44 (1930)
5. Herman, Babe	43 (1931)
Galan, Augie	43 (1944)
Sax, Steve	43 (1986)
8. <b>Mondesi, Raul</b>	<b>42 (1997)</b>
Wheat, Zack	42 (1925)
Herman, Babe	42 (1929)
Walker, Dixie	42 (1945)

## Triples:

1. Treadway, George	26 (1894)
2. Myers, Hy	22 (1920)
3. Brouthers, Dan	20 (1892)
Corcoran, Tom	20 (1894)
5. Sheckard, Jimmy	19 (1901)
6. Burns, Oyster	18 (1892)
Lumley, Harry	18 (1904)
8. Kelley, Joe	17 (1900)
Reiser, Pete	17 (1941)
Gilliam, Jim	17 (1953)

## Home Runs:

1. Snider, Duke	43 (1956)
2. Snider, Duke	42 (1953)
Hodges, Gil	42 (1954)
Snider, Duke	42 (1955)
5. Campanella, Roy	41 (1953)
6. <b>Piazza, Mike</b>	<b>40 (1997)</b>
Hodges, Gil	40 (1951)
Snider, Duke	40 (1954)
Snider, Duke	40 (1957)
10. <b>Piazza, Mike</b>	<b>36 (1996)</b>

## Total Bases:

1. Herman, Babe	416 (1930)
2. Snider, Duke	378 (1954)
3. Snider, Duke	370 (1953)
4. Davis, Tommy	356 (1962)
5. <b>Piazza, Mike</b>	<b>355 (1997)</b>
6. Herman, Babe	348 (1929)
7. Snider, Duke	343 (1950)
8. Frederick, John	342 (1929)
9. Snider, Duke	338 (1955)
10. Hodges, Gil	335 (1954)

## Stolen Bases:

1. Wills, Maury	104 (1962)
2. Wills, Maury	94 (1965)
3. Ward, Monte	88 (1892)
4. Collins, Hub	85 (1890)
5. Lopes, Davey	77 (1975)
6. Sheckard, Jimmy	67 (1903)
7. Lopes, Davey	63 (1976)
8. Lopes, Davey	59 (1974)
9. Ward, Monte	57 (1891)
10. Sax, Steve	56 (1983)

## Walks:

1. Stanky, Eddie	148 (1945)
2. Stanky, Eddie	137 (1946)
3. Camilli, Dolph	119 (1938)
4. Reese, Pee Wee	116 (1949)
5. Galan, Augie	114 (1945)
6. Camilli, Dolph	110 (1939)
Wynn, Jimmy	110 (1975)
8. Butler, Brett	108 (1991)
Wynn, Jimmy	108 (1974)
10. Hodges, Gil	107 (1952)

## Slugging Average:

1. Herman, Babe	.678 (1930)
2. Snider, Duke	.647 (1954)
3. <b>Piazza, Mike</b>	<b>.638 (1997)</b>
4. Snider, Duke	.628 (1955)
5. Snider, Duke	.627 (1953)
6. Herman, Babe	.612 (1929)
7. Campanella, Roy	.611 (1953)
8. <b>Piazza, Mike</b>	<b>.606 (1995)</b>
9. Snider, Duke	.598 (1956)
10. Campanella, Roy	.590 (1951)

## On-Base Percentage:

1. Herman, Babe	.455 (1930)
2. Fournier, Jack	.440 (1952)
3. Robinson, Jackie	.438 (1949)
Moon, Wally	.438 (1960)
5. Herman, Babe	.436 (1929)
Stanky, Eddie	.436 (1946)
Robinson, Jackie	.436 (1951)
8. Walker, Dixie	.434 (1944)
9. Smith, Reggie	.432 (1977)
10. <b>Piazza, Mike</b>	<b>.431 (1997)</b>

## Extra Base Hits:

1. Herman, Babe	94 (1930)
2. Snider, Duke	89 (1954)
3. Snider, Duke	84 (1953)
4. Frederick, John	82 (1929)
Snider, Duke	82 (1955)
6. Snider, Duke	78 (1956)
7. <b>Mondesi, Raul</b>	<b>77 (1997)</b>
Herman, Babe	77 (1931)
9. Herman, Babe	76 (1929)
10. <b>Piazza, Mike</b>	<b>73 (1997)</b>

## Pinch-Hits:

1. Hansen, Dave	18 (1993)
2. Webster, Mitch	17 (1992)
3. Gautreaux, Sid	16 (1936)
4. Mota, Manny	15 (1974)
Goodson, Ed	15 (1976)
Mota, Manny	15 (1979)
7. Mota, Manny	14 (1977)
Whitfield, Terry	14 (1985)
Hatcher, Mickey	14 (1990)
10. Eight tied with 13	

## BROOKLYN AND LOS ANGELES SINGLE SEASON TOP 10 - PITCHING

## Games:

1. Marshall, Mike	106 (1974)
2. Hough, Charlie	77 (1976)
3. Radinsky, Scott	75 (1997)
4. Miller, Bob	74 (1964)
5. Osuna, Antonio	73 (1996)
6. Worrell, Todd	72 (1996)
Perranoski, Ron	72 (1964)
8. Perranoski, Ron	70 (1962)
Perranoski, Ron	70 (1967)
Hough, Charlie	70 (1977)

## Games Started:

1. Terry, Bill	44 (1890)
Haddock, George	44 (1892)
Kennedy, Brickyard	44 (1893)
4. Lovett, Tom	43 (1891)
5. Stein, Ed	42 (1892)
Drysdale, Don	42 (1963)
Drysdale, Don	42 (1965)
8. Nine tied with 41	

## Complete Games:

1. Kennedy, Brickyard	40 (1893)
2. Lovett, Tom	39 (1890)
Lovett, Tom	39 (1891)
Haddock, George	39 (1892)
5. Terry, Bill	38 (1890)
Stein, Ed	38 (1892)
Stein, Ed	38 (1894)
Kennedy, Brickyard	38 (1898)
Jones, Oscar	38 (1904)
10. Two tied with 36	

## Innings:

1. Kennedy, Brickyard	382.2 (1893)
2. Haddock, George	381.1 (1892)
3. Stein, Ed	377.1 (1892)
4. Jones, Oscar	377.0 (1904)
5. Lovett, Tom	372.0 (1890)
6. Terry, Bill	370.0 (1890)
7. Lovett, Tom	365.2 (1891)
8. Kennedy, Brickyard	360.2 (1894)
9. Stein, Ed	359.0 (1894)
10. Donovan, Bill	351.0 (1901)

## Wins:

1. Lovett, Tom	30 (1890)
2. Haddock, George	29 (1892)
McGinnity, Joe	29 (1900)
4. Hughes, Jim	28 (1899)
Vance, Dazzy	28 (1924)
6. Stein, Ed	27 (1892)
Stein, Ed	27 (1894)
Newcombe, Don	27 (1956)
Koufax, Sandy	27 (1966)
10. Two tied with 26	

## Won - Lost Percentage:

(Minimum: 15 Decisions)

1. Regan, Phil	.933 (14-1) 1966
2. Fitzsimmons, Fred	.889 (16-2) 1940
3. Roe, Preacher	.880 (22-3) 1951
4. Hershiser, Orel	.864 (19-3) 1985
5. Perranoski, Ron	.842 (16-3) 1963
6. Koufax, Sandy	.833 (25-5) 1963
7. Hughes, Jim	.824 (28-6) 1899
Vance, Dazzy	.824 (28-6) 1924
9. John, Tommy	.813 (13-3) 1974
10. Newcombe, Don	.800 (20-5) 1955
Rhoden, Rick	.800 (12-3) 1976

## Strikeouts:

1. Koufax, Sandy	382 (1965)
2. Koufax, Sandy	317 (1966)
3. Koufax, Sandy	306 (1963)
4. Koufax, Sandy	269 (1961)
5. Vance, Dazzy	262 (1924)
6. Drysdale, Don	251 (1963)
7. Singer, Bill	247 (1969)
8. Drysdale, Don	246 (1960)
9. Drysdale, Don	242 (1959)
Valenzuela, Fernando	242 (1986)

## Earned Run Average:

(Minimum: Pitched as many innings as games played by team)

1. Marquard, Rube	1.58 (1916)
2. Garvin, Ned	1.68 (1904)
3. Koufax, Sandy	1.73 (1966)
4. Koufax, Sandy	1.74 (1964)
5. Wilhelm, Kaiser	1.87 (1908)
6. Koufax, Sandy	1.88 (1963)
7. Pfeffer, Jeff	1.91 (1916)
8. Cheney, Larry	1.92 (1916)
9. Pfeffer, Jeff	1.97 (1914)
10. Hershiser, Orel	2.03 (1985)

## Shutouts:

1. Koufax, Sandy	11 (1963)
2. Sutton, Don	9 (1972)
3. Koufax, Sandy	8 (1965)
Drysdale, Don	8 (1968)
Valenzuela, Fernando	8 (1981)
Hershiser, Orel	8 (1988)
Belcher, Tim	8 (1989)
8. Five tied with 7	

## Saves:

1. Worrell, Todd	44 (1996)
2. Worrell, Todd	35 (1997)
3. Worrell, Todd	32 (1995)
4. Howell, Jay	28 (1989)
5. Gott, Jim	25 (1993)
6. Hughes, Jim	24 (1954)
Brewer, Jim	24 (1970)
8. Brewer, Jim	22 (1971)
Hough, Charlie	22 (1977)
Forster, Terry	22 (1978)

## LOS ANGELES SINGLE SEASON TOP 10 – BATTING

## At-Bats:

1. Wills, Maury	695 (1962)
2. Davis, Tommy	665 (1962)
3. Garvey, Steve	659 (1975)
4. Garvey, Steve	658 (1980)
5. Wills, Maury	650 (1965)
6. Garvey, Steve	648 (1979)
7. Garvey, Steve	646 (1977)
8. Davis, Willie	643 (1968)
9. Garvey, Steve	642 (1974)
Buckner, Bill	642 (1976)

## Runs:

1. Wills, Maury	130 (1962)
2. Davis, Tommy	120 (1962)
3. Butler, Brett	112 (1991)
4. Lopes, Davey	109 (1979)
5. Lopes, Davey	108 (1975)
6. Gibson, Kirk	106 (1988)
7. Wills, Maury	105 (1961)
8. <b>Piazza, Mike</b>	<b>104 (1997)</b>
Wynn, Jimmy	104 (1974)
Smith, Reggie	104 (1977)

## Hits:

1. Davis, Tommy	230 (1962)
2. Garvey, Steve	210 (1975)
Sax, Steve	210 (1986)
4. Wills, Maury	208 (1962)
5. Garvey, Steve	204 (1979)
6. Garvey, Steve	202 (1978)
7. <b>Piazza, Mike</b>	<b>201 (1997)</b>
8. Garvey, Steve	200 (1974)
Garvey, Steve	200 (1976)
Garvey, Steve	200 (1980)

## Batting Average:

(Minimum: 3.1 plate appearances for each game played by team)

1. <b>Piazza, Mike</b>	<b>.362 (1997)</b>
2. <b>Piazza, Mike</b>	<b>.346 (1995)</b>
Davis, Tommy	.346 (1962)
4. Guerrero, Pedro	.338 (1987)
5. <b>Piazza, Mike</b>	<b>.336 (1996)</b>
6. Sax, Steve	.332 (1986)
7. Murray, Eddie	.330 (1990)
8. Moon, Wally	.328 (1961)
9. Davis, Tommy	.326 (1963)
10. Larker, Norm	.323 (1960)

## RBI:

1. Davis, Tommy	153 (1962)
2. <b>Piazza, Mike</b>	<b>124 (1997)</b>
3. Howard, Frank	119 (1962)
4. Garvey, Steve	115 (1977)
5. Garvey, Steve	113 (1978)
6. <b>Piazza, Mike</b>	<b>112 (1993)</b>
7. <b>Karros, Eric</b>	<b>111 (1996)</b>
Parker, Wes	111 (1970)
Garvey, Steve	111 (1974)
10. Cey, Ron	110 (1977)
Garvey, Steve	110 (1979)

## Singles:

1. Wills, Maury	179 (1962)
2. Davis, Willie	167 (1962)
3. Wills, Maury	165 (1965)
4. Butler, Brett	162 (1991)
5. Sax, Steve	157 (1986)
6. Buckner, Bill	154 (1976)
7. Wills, Maury	151 (1964)
8. Wills, Maury	150 (1961)
9. Butler, Brett	149 (1993)
Wills, Maury	149 (1971)

## Doubles:

1. Parker, Wes	47 (1970)
2. Sax, Steve	43 (1986)
3. <b>Mondesi, Raul</b>	<b>42 (1997)</b>
4. <b>Mondesi, Raul</b>	<b>40 (1996)</b>
5. Garvey, Steve	38 (1975)
6. Garvey, Steve	37 (1976)
7. Garvey, Steve	36 (1978)
8. Garvey, Steve	35 (1982)
Hamilton, Jeff	35 (1989)
10. Davis, Willie	33 (1971)
Snyder, Cory	33 (1993)

## Triples:

1. Davis, Willie	16 (1970)
2. Butler, Brett	11 (1992)
Moon, Wally	11 (1959)
Neal, Charlie	11 (1959)
5. Butler, Brett	10 (1993)
Wills, Maury	10 (1961)
Davis, Willie	10 (1962)
Wills, Maury	10 (1962)
Davis, Willie	10 (1968)
Davis, Willie	10 (1971)

## Home Runs:

1. <b>Piazza, Mike</b>	<b>40 (1997)</b>
2. <b>Piazza, Mike</b>	<b>36 (1996)</b>
3. <b>Piazza, Mike</b>	<b>35 (1993)</b>
4. <b>Karros, Eric</b>	<b>34 (1996)</b>
5. Garvey, Steve	33 (1977)
Guerrero, Pedro	33 (1985)
7. <b>Karros, Eric</b>	<b>32 (1995)</b>
<b>Piazza, Mike</b>	<b>32 (1995)</b>
Wynn, Jimmy	32 (1974)
Smith, Reggie	32 (1977)
Guerrero, Pedro	32 (1982)
Guerrero, Pedro	32 (1983)

## Total Bases:

1. Davis, Tommy	356 (1962)
2. <b>Piazza, Mike</b>	<b>355 (1997)</b>
3. <b>Mondesi, Raul</b>	<b>333 (1997)</b>
4. Garvey, Steve	322 (1977)
Garvey, Steve	322 (1979)
6. Garvey, Steve	319 (1978)
7. <b>Mondesi, Raul</b>	<b>314 (1996)</b>
Garvey, Steve	314 (1975)
9. Guerrero, Pedro	310 (1983)
10. <b>Piazza, Mike</b>	<b>308 (1996)</b>
Guerrero, Pedro	308 (1982)

## Stolen Bases:

1. Wills, Maury	104 (1962)
2. Wills, Maury	94 (1965)
3. Lopes, Davey	77 (1975)
4. Lopes, Davey	63 (1976)
5. Lopes, Davey	59 (1974)
6. Sax, Steve	56 (1983)
7. Wills, Maury	53 (1964)
8. Wills, Maury	50 (1960)
9. Sax, Steve	49 (1982)
10. Duncan, Mariano	48 (1986)
DeShields, Delino	48 (1996)

## Walks:

1. Wynn, Jimmy	110 (1975)
2. Butler, Brett	108 (1991)
Wynn, Jimmy	108 (1974)
4. Smith, Reggie	104 (1977)
5. Lopes, Davey	97 (1979)
6. Gilliam, Jim	96 (1959)
Gilliam, Jim	96 (1960)
Cey, Ron	96 (1978)
9. Butler, Brett	95 (1992)
10. Three tied with 93	

## LOS ANGELES SINGLE SEASON TOP 10 – BATTING (Continued)

## Slugging Average:

1. Piazza, Mike	.638 (1997)
2. Piazza, Mike	.606 (1995)
3. Guerrero, Pedro	.577 (1985)
4. Smith, Reggie	.576 (1977)
5. Piazza, Mike	.563 (1996)
6. Piazza, Mike	.561 (1993)
7. Howard, Frank	.560 (1962)
8. Smith, Reggie	.559 (1978)
9. Piazza, Mike	.541 (1994)
Mondesi, Raul	.541 (1997)
Guerrero, Pedro	.541 (1986)

## On-Base Percentage:

1. Moon, Wally	.438 (1960)
2. Smith, Reggie	.432 (1977)
3. Piazza, Mike	.431 (1997)
4. Guerrero, Pedro	.425 (1985)
5. Piazza, Mike	.422 (1996)
6. Guerrero, Pedro	.421 (1987)
7. Murray, Eddie	.414 (1990)
8. Butler, Brett	.413 (1992)
9. Butler, Brett	.411 (1994)
10. Wynn, Jimmy	.407 (1975)

Sciocchia, Mike .407 (1985)

## Extra Base Hits:

1. Mondesi, Raul	77 (1997)
2. Piazza, Mike	73 (1997)
3. Mondesi, Raul	71 (1996)
4. Garvey, Steve	66 (1978)
Guerrero, Pedro	66 (1983)
6. Karros, Eric	64 (1995)
Karros, Eric	64 (1996)
Guerrero, Pedro	64 (1982)
9. Davis, Tommy	63 (1962)
Smith, Reggie	63 (1977)

## Pinch-Hits:

1. Hansen, Dave	18 (1993)
2. Webster, Mitch	17 (1992)
3. Mota, Manny	15 (1974)
Goodson, Ed	15 (1976)
Mota, Manny	15 (1979)
6. Mota, Manny	14 (1977)
Whitfield, Terry	14 (1985)
Hatcher, Mickey	14 (1990)
9. Eight tied with 13	

## LOS ANGELES SINGLE SEASON TOP 10 – PITCHING

## Games:

1. Marshall, Mike	106 (1974)
2. Hough, Charlie	77 (1976)
3. Radinsky, Scott	75 (1997)
4. Miller, Bob	74 (1964)
5. Osuna, Antonio	73 (1996)
6. Worrell, Todd	72 (1996)
Perranoski, Ron	72 (1964)
8. Perranoski, Ron	70 (1962)
Perranoski, Ron	70 (1967)
Hough, Charlie	70 (1977)

## Games Started:

1. Drysdale, Don	42 (1963)
Drysdale, Don	42 (1965)
3. Drysdale, Don	41 (1962)
Koufax, Sandy	41 (1965)
Koufax, Sandy	41 (1966)
Osteen, Claude	41 (1969)
Sutton, Don	41 (1969)
8. Eight tied with 40	

## Complete Games:

1. Koufax, Sandy	27 (1965)
Koufax, Sandy	27 (1966)
3. Drysdale, Don	21 (1964)
4. Koufax, Sandy	20 (1963)
Drysdale, Don	20 (1965)
Valenzuela, Fernando	20 (1986)
7. Drysdale, Don	19 (1962)
Messersmith, Andy	19 (1975)
9. Sutton, Don	18 (1972)
Valenzuela, Fernando	18 (1982)

## Innings:

1. Koufax, Sandy	335.2 (1965)
2. Koufax, Sandy	323.0 (1966)
3. Messersmith, Andy	322.0 (1975)
4. Drysdale, Don	321.1 (1964)
5. Osteen, Claude	321.0 (1969)
6. Singer, Bill	316.0 (1969)
7. Drysdale, Don	315.1 (1963)
8. Drysdale, Don	314.1 (1962)
9. Koufax, Sandy	311.0 (1963)
10. Drysdale, Don	308.1 (1965)

## Wins:

1. Koufax, Sandy	27 (1966)
2. Koufax, Sandy	26 (1965)
3. Drysdale, Don	25 (1962)
Koufax, Sandy	25 (1963)
5. Hershiser, Orel	23 (1988)
Drysdale, Don	23 (1965)
7. Sutton, Don	21 (1976)
Valenzuela, Fernando	21 (1986)
9. Six tied with 20	

## Won – Lost Percentage:

(Minimum: 15 Decisions)

1. Regan, Phil	.933 (14-1) 1966
2. Hershiser, Orel	.864 (19-3) 1985
3. Perranoski, Ron	.842 (16-3) 1963
4. Koufax, Sandy	.833 (25-5) 1963
5. John, Tommy	.813 (13-3) 1974
6. Rhoden, Rick	.800 (13-3) 1976
7. Koufax, Sandy	.792 (19-5) 1964
8. Podres, Johnny	.783 (18-5) 1961
9. Welch, Bob	.778 (14-4) 1985
10. Martinez, Ramon	.769 (20-6) 1990
Messersmith, Andy	.769 (20-6) 1974

## Strikeouts:

1. Koufax, Sandy	382 (1965)
2. Koufax, Sandy	317 (1966)
3. Koufax, Sandy	306 (1963)
4. Koufax, Sandy	269 (1961)
5. Drysdale, Don	251 (1963)
6. Singer, Bill	247 (1969)
7. Drysdale, Don	246 (1960)
8. Drysdale, Don	242 (1959)
Valenzuela, Fernando	242 (1986)
10. Valenzuela, Fernando	240 (1984)

## Earned Run Average:

(Minimum: Pitched as many innings as games played by team)

1. Koufax, Sandy	1.73 (1966)
2. Koufax, Sandy	1.74 (1964)
3. Koufax, Sandy	1.88 (1963)
4. Hershiser, Orel	2.03 (1985)
5. Koufax, Sandy	2.04 (1965)
6. Sutton, Don	2.08 (1972)
7. Drysdale, Don	2.15 (1968)
8. Drysdale, Don	2.18 (1964)
9. Sutton, Don	2.21 (1980)
10. Hershiser, Orel	2.26 (1988)

## LOS ANGELES SINGLE SEASON TOP 10 – PITCHING (Continued)

## Shutouts:

1. Koufax, Sandy	11 (1963)
2. Sutton, Don	9 (1972)
3. Koufax, Sandy	8 (1965)
Drysdale, Don	8 (1968)
Valenzuela, Fernando	8 (1981)
Hershiser, Orel	8 (1988)
Belcher, Tim	8 (1989)
8. Koufax, Sandy	7 (1964)
Drysdale, Don	7 (1965)
Osteen, Claude	7 (1969)
Messersmith, Andy	7 (1975)

## Saves:

1. Worrell, Todd	44 (1996)
2. Worrell, Todd	35 (1997)
2. Worrell, Todd	32 (1995)
3. Howell, Jay	28 (1989)
4. Gott, Jim	25 (1993)
5. Brewer, Jim	24 (1970)
6. Brewer, Jim	22 (1971)
Hough, Charlie	22 (1977)
Forster, Terry	22 (1978)
9. Perranoski, Ron	21 (1963)
Regan, Phil	21 (1966)
Marshall, Mike	21 (1974)

## LOS ANGELES WON-LOST BREAKDOWN 1958-1997

	1958	1959	1960	1961	1962	1963	1964	1965	1966
At Home	39-38	46-32	42-35	45-32	54-29	50-31	41-40	50-31	53-28
Away	32-45	42-36	40-37	44-33	48-34	49-32	39-42	47-34	42-39
Day Games	28-42	29-28	30-22	28-21	37-22	32-24	28-27	32-24	32-21
Night Games	43-41	59-40	52-50	61-44	65-41	67-39	52-55	65-41	63-46
vs. Right-Handers	61-74	72-56	70-58	71-47	64-44	77-44	56-53	62-36	63-41
vs. Left-Handers	10-9	16-12	12-14	18-18	38-19	22-19	24-29	35-29	32-26
One-Run Dec.	19-19	33-22	20-27	33-15	23-18	33-18	24-31	32-28	34-19
Extra-Inn. Games	8-3	9-8	10-11	13-4	8-5	9-6	4-7	9-10	11-5
Shutouts	7-3	14-6	13-13	10-8	8-9	24-8	19-11	23-6	20-17
In April	5-9	11-6	8-7	10-8	13-8	10-11	6-10	10-5	11-7
May	11-17	14-17	12-14	17-11	21-7	17-9	15-13	19-12	16-11
June	15-13	18-12	13-14	16-12	17-14	16-12	13-15	17-14	14-14
July	13-14	15-12	19-7	19-7	20-6	21-10	16-12	15-13	18-10
August	17-14	14-12	15-15	11-15	17-12	16-12	13-16	14-13	15-15
Sept. – Oct.	10-16	16-9	15-15	16-12	14-16	19-9	17-16	22-8	21-10
Before ASG	33-42	47-37	41-38	49-35	58-31	50-33	38-39	51-38	47-36
After ASG	38-41	41-31	41-34	40-30	44-32	49-30	42-43	46-27	48-31

	1967	1968	1969	1970	1971	1972	1973	1974	1975
At Home	42-39	41-40	50-31	39-42	42-39	41-34	50-31	52-29	49-32
Away	31-50	35-46	35-46	48-32	47-34	44-36	45-35	50-31	39-42
Day Games	20-29	25-24	21-22	26-19	22-23	19-23	26-18	32-14	22-23
Night Games	53-60	51-62	64-55	61-55	67-50	66-47	69-48	70-46	66-51
vs. Right-Handers	52-56	55-56	56-56	60-50	60-46	59-46	65-40	76-44	64-55
vs. Left-Handers	21-33	21-30	29-21	27-24	29-27	26-24	30-26	26-16	24-19
One-Run Dec.	23-26	35-33	25-26	22-24	28-18	25-27	30-23	29-23	29-32
Extra-Inn. Games	10-17	9-4	4-10	10-6	5-5	9-8	15-7	11-7	8-10
Shutouts	17-15	23-23	20-14	17-11	18-10	23-12	15-9	19-7	18-7
In April	6-10	9-9	14-7	10-10	13-11	11-4	11-11	17-6	15-8
May	13-14	14-16	13-11	18-10	13-13	15-12	19-8	19-8	15-12
June	18-16	17-13	17-11	15-12	17-11	10-16	21-8	16-10	13-16
July	9-15	7-20	12-17	16-10	13-16	13-14	15-13	16-13	12-16
August	14-16	11-19	16-12	13-16	15-13	17-11	17-12	15-12	17-12
Sept. – Oct.	13-18	18-9	13-19	15-16	18-9	19-13	12-14	19-11	16-10
Before ASG	34-47	41-44	53-41	51-35	49-41	47-42	63-37	63-34	49-42
After ASG	39-42	35-42	32-36	36-39	40-32	38-28	32-29	39-26	39-32

	1976	1977	1978	1979	1980	1981	1982	1983	1984
At Home	49-32	51-30	54-27	46-35	55-27	33-23	43-38	48-32	40-41
Away	43-38	47-34	41-40	33-48	37-44	30-24	45-36	43-39	39-42
Day Games	26-23	26-20	27-24	23-27	27-22	18-13	23-18	20-26	25-27
Night Games	66-47	72-44	68-43	56-56	65-49	45-34	65-56	71-45	54-56
vs. Right-Handers	61-55	72-48	65-47	51-63	77-66	55-33	75-67	82-50	57-51
vs. Left-Handers	31-15	26-16	30-20	28-20	15-5	8-14	13-7	9-21	22-32
One-Run Dec.	37-25	32-31	28-28	24-26	31-33	16-21	31-27	30-21	34-26
Extra-Inn. Games	8-10	9-11	3-5	9-7	10-9	8-7	11-12	8-6	10-9
Shutouts	17-14	13-7	16-8	6-9	19-4	19-5	16-6	12-7	16-15
In April	10-9	17-3	13-7	10-14	13-7	14-5	10-11	14-6	17-8
May	18-10	16-12	14-13	16-12	15-11	19-10	15-13	18-8	11-15
June	14-15	17-11	17-12	7-20	14-14	3-6	16-13	14-14	13-16
July	13-12	16-12	17-12	12-15	13-14	—	14-12	11-17	11-16
August	19-10	14-15	18-10	17-11	18-11	12-9	19-10	20-10	11-17
Sept. – Oct.	18-14	18-11	16-13	17-11	19-14	15-17	14-15	14-16	16-11
Before ASG	47-39	59-33	50-36	36-57	46-34	36-21	46-42	47-31	45-43
After ASG	45-31	39-31	45-31	43-26	46-37	27-26	42-32	44-40	34-40

## LOS ANGELES WON-LOST BREAKDOWN 1958-1997 (Continued)

	1985	1986	1987	1988	1989	1990	1991	1992	1993
At Home	48-33	46-35	40-41	45-36	44-37	47-34	54-27	37-44	41-40
Away	47-34	27-54	33-48	49-31	33-46	39-42	39-42	26-55	40-41
Day Games	28-24	24-27	24-27	29-19	30-19	19-20	24-21	20-34	20-24
Night Games	67-43	49-62	49-62	65-48	47-64	67-56	69-48	43-65	61-57
vs. Right-Handers	65-49	44-58	52-55	68-40	45-57	55-51	55-39	38-62	51-57
vs. Left-Handers	30-18	29-31	21-34	26-27	32-26	31-25	38-30	25-37	30-24
One-Run Dec.	28-20	28-38	19-32	28-28	27-31	26-13	29-27	17-40	27-27
Extra-Inn. Games	8-11	7-12	9-13	7-7	10-7	10-3	9-11	6-7	10-12
Shutouts	21-6	14-14	8-16	24-10	19-17	12-8	14-8	13-15	9-8
In April	11-10	10-13	12-11	13-7	11-13	11-10	10-10	9-13	8-15
May	12-14	13-13	11-15	14-13	14-11	14-13	17-10	13-10	18-8
June	15-10	11-16	13-14	17-11	12-17	11-15	18-9	9-18	14-13
July	20-7	15-10	10-16	16-12	12-16	16-11	13-13	12-19	14-13
August	6-11	13-16	10-19	17-12	13-14	18-12	13-16	10-18	12-15
Sept. - Oct.	21-15	11-21	17-14	17-12	15-12	16-15	22-11	10-20	15-17
Before ASG	48-37	40-48	39-49	48-36	40-47	39-43	49-31	39-49	46-41
After ASG	47-30	33-41	34-40	46-31	37-36	47-33	44-38	24-50	35-40

	1994	1995	1996	1997
At Home	33-22	39-33	47-34	47-34
Away	25-34	39-33	43-38	41-40
Day Games	20-14	17-15	26-21	27-19
Night Games	38-42	61-51	64-51	61-55
vs. Right-Handers	43-36	56-48	66-61	62-49
vs. Left-Handers	15-20	22-18	24-11	26-25
One-Run Dec.	28-22	19-25	33-23	19-24
Extra-Inn. Games	9-3	5-6	9-7	9-8
Shutouts	5-7	11-12	9-12	6-6
In April	11-12	3-2	14-14	13-11
May	17-12	11-17	15-12	13-15
June	13-13	18-10	13-14	13-16
July	11-15	13-13	15-11	20-7
August	6-4	16-14	17-10	19-11
Sept. - Oct.	—	17-10	16-11	10-14
Before ASG	46-42	36-36	47-42	45-42
After ASG	12-14	42-30	43-30	43-32

## LOS ANGELES TEAM TOTALS 1958-1997

Figures in parentheses indicate rank in league; T is for tie

	1958	1959	1960	1961	1962
Games	154	156	154	154	165
Runs	668 (5)	705 (3T)	662 (4)	735 (2)	842 (2)
Hits	1297 (8)	1360 (6)	1333 (4)	1358 (7)	1510 (4)
Stolen Bases	73 (1)	84 (1)	95 (1)	86 (1)	198 (1)
Batting Percentage	251 (8)	257 (6)	255 (3T)	262 (5)	268 (4T)
Opponent Runs	761 (1)	670 (3)	593 (1T)	697 (6)	697 (6)
Los Angeles HR	172 (2)	148 (5)	126 (5)	157 (5)	140 (5)
Opponent HR	173 (8)	157 (7)	154 (8)	167 (8)	115 (2)
Staff ERA	4.47 (8)	3.79 (3)	3.40 (1)	4.04 (6)	3.62 (3)
Saves	31 (2)	26 (1T)	20 (7)	35 (2)	46 (1)
Double Plays	198 (1)	154 (4)	142 (4)	162 (5)	144 (9T)
Fielding Percentage	.975 (6T)	.981 (1)	.979 (1)	.975 (5T)	.970 (9)

	1963	1964	1965	1966	1967
Games	162	162	162	162	162
Runs	640 (6)	614 (8)	608 (8)	606 (8)	519 (9)
Hits	1361 (5)	1375 (7)	1329 (7)	1399 (7)	1285 (10)
Stolen Bases	124 (1)	141 (1)	172 (1)	94 (2)	56 (8)
Batting Percentage	251 (4)	250 (6)	245 (7)	256 (5)	236 (10)
Opponent Runs	550 (1)	572 (2)	521 (1)	490 (1)	595 (5)
Los Angeles HR	110 (7)	79 (9)	78 (10)	108 (8T)	82 (10)
Opponent HR	111 (3)	88 (1)	127 (5)	84 (1)	93 (2)
Staff ERA	2.85 (1)	2.95 (1)	2.81 (1)	2.62 (1)	3.21 (5)
Saves	29 (6)	27 (8)	34 (5T)	35 (3T)	24 (7)
Double Plays	129 (7)	126 (9)	135 (8)	128 (9)	144 (6)
Fielding Percentage	.975 (6T)	.973 (8T)	.979 (2T)	.979 (3)	.975 (8T)

## LOS ANGELES TEAM TOTALS 1958-1997 (Continued)

Figures in parentheses indicate rank in league; T is for tie

	1968	1969	1970	1971	1972
Games	162	162	161	162	155
Runs	470 (10)	645 (7T)	749 (4)	663 (4)	584 (7)
Hits	1234 (9)	1405 (4)	1515 (2)	1469 (3)	1349 (5)
Stolen Bases	57 (7)	80 (3)	138 (1)	76 (5)	82 (5)
Batting Percentage	.230 (8)	.254 (4)	.270 (1T)	.266 (3)	.256 (6)
Opponent Runs	509 (3)	561 (3)	684 (5)	587 (4)	527 (2)
Los Angeles HR	67 (9)	97 (11)	87 (12)	95 (9T)	98 (9T)
Opponent HR	65 (1)	122 (8)	164 (11)	110 (6)	83 (1)
Staff ERA	2.69 (2)	3.09 (3)	3.82 (5)	3.23 (3T)	2.78 (1)
Saves	31 (5)	31 (6)	42 (3)	33 (3)	29 (6)
Double Plays	144 (4T)	130 (11)	135 (10)	159 (5)	145 (6)
Fielding Percentage	.977 (8)	.980 (2T)	.978 (4T)	.979 (6T)	.974 (10T)
	1973	1974	1975	1976	1977
Games	161	162	162	162	162
Runs	675 (6)	798 (1)	648 (8)	608 (9)	769 (3)
Hits	1473 (2)	1510 (2)	1355 (9)	1369 (7)	1484 (6)
Stolen Bases	109 (3)	149 (2)	138 (2)	144 (3)	114 (7)
Batting Percentage	.263 (2)	.272 (2)	.248 (9)	.251 (6T)	.266 (5T)
Opponent Runs	565 (1)	561 (1)	534 (1)	543 (2)	582 (1)
Los Angeles HR	110 (10)	139 (1)	118 (4)	91 (7)	191 (1)
Opponent HR	129 (2)	112 (8)	104 (8)	97 (8T)	119 (4)
Staff ERA	3.00 (1)	2.97 (1)	2.92 (1)	3.02 (2)	3.22 (1)
Saves	38 (6T)	23 (5)	21 (11)	28 (7)	39 (4T)
Double Plays	166 (2)	122 (12)	106 (12)	154 (5)	160 (3)
Fielding Percentage	.981 (2T)	.975 (7T)	.979 (2T)	.980 (3)	.981 (2T)
	1978	1979	1980	1981	1982
Games	162	162	163	110	162
Runs	727 (1)	739 (2)	663 (6)	450 (4)	691 (4)
Hits	1425 (2T)	1443 (7)	1459 (4)	984 (2)	1477 (2)
Stolen Bases	137 (5T)	106 (8)	123 (8)	73 (10)	151 (5T)
Batting Percentage	.264 (1T)	.263 (7)	.263 (4)	.262 (4)	.264 (2T)
Opponent Runs	573 (1)	717 (9)	591 (2)	356 (2)	612 (2)
Los Angeles HR	149 (1)	183 (1)	148 (1)	82 (1)	138 (2)
Opponent HR	107 (6)	101 (3)	105 (7)	54 (3)	81 (1)
Staff ERA	3.12 (1)	3.83 (7)	3.24 (2)	3.01 (2)	3.26 (1)
Saves	38 (4T)	34 (6T)	42 (2)	24 (5T)	28 (12)
Double Plays	138 (7)	123 (11T)	149 (5T)	101 (6)	131 (9)
Fielding Percentage	.978 (4T)	.981 (2)	.981 (2T)	.980 (3T)	.979 (5T)
	1983	1984	1985	1986	1987
Games	162	162	162	162	162
Runs	654 (8)	580 (12)	682 (5)	638 (9)	635 (12)
Hits	1358 (8)	1313 (12)	1432 (3)	1373 (9)	1389 (11)
Stolen Bases	166 (3)	109 (10)	136 (5)	155 (5)	128 (9)
Batting Percentage	.250 (7T)	.244 (11T)	.261 (2T)	.251 (9)	.252 (12)
Opponent Runs	609 (1)	600 (3)	579 (3)	679 (5)	675 (2)
Los Angeles HR	146 (1)	102 (8)	129 (4)	130 (7)	125 (8)
Opponent HR	97 (2T)	76 (1)	102 (3)	115 (2)	130 (2)
Staff ERA	3.10 (1)	3.17 (2)	2.96 (1)	3.76 (5)	3.72 (2)
Saves	40 (8)	27 (11)	36 (8)	25 (12)	32 (11T)
Double Plays	132 (8)	146 (6)	131 (11)	118 (11)	144 (6)
Fielding Percentage	.974 (11)	.975 (10T)	.974 (12)	.971 (12)	.975 (12)
	1988	1989	1990	1991	1992
Games	162	160	162	162	162
Runs	628 (6T)	554 (12)	728 (3)	665 (5)	548 (12)
Hits	1346 (6)	1313 (11)	1436 (4)	1366 (5T)	1333 (10)
Stolen Bases	131 (6)	81 (12)	141 (6)	126 (5)	142 (3)
Batting Percentage	.248 (5T)	.240 (10)	.262 (4)	.253 (6)	.248 (9)
Opponent Runs	544 (2)	536 (1)	685 (7)	565 (1)	636 (7)
Los Angeles HR	99 (8)	89 (11)	129 (6)	108 (9)	72 (12)
Opponent HR	84 (2)	95 (2)	137 (11)	96 (1)	82 (1)
Staff ERA	2.96 (2)	2.95 (1)	3.72 (7)	3.06 (1)	3.41 (6)
Saves	49 (1)	36 (9)	29 (12)	40 (7T)	29 (12)
Double Plays	126 (11)	153 (1)	123 (10)	126 (8)	136 (5)
Fielding Percentage	.977 (10)	.981 (3)	.979 (6T)	.980 (7)	.972 (12)

**LOS ANGELES TEAM TOTALS 1958-1997** (Continued)

Figures in parentheses indicate rank in league; T is for tie

	1993	1994	1995	1996	1997
Games	162	114	144	162	162
Runs	675 (12)	532 (7)	634 (10)	703 (12)	742 (7)
Hits	1458 (8)	1055 (6)	1303 (7)	1396 (13)	1488 (4)
Stolen Bases	126 (5)	74 (8)	127 (5)	124 (6)	131 (7)
Batting Percentage	.261 (10)	.270 (6)	.264 (7)	.252 (13)	.268 (4)
Opponent Runs	662 (4)	509 (7)	609 (2)	652 (2)	645 (2)
Los Angeles HR	130 (10)	115 (7)	140 (7)	150 (6)	174 (2T)
Opponent HR	103 (2)	90 (2)	125 (3)	125 (3)	163 (9)
Staff ERA	3.50 (3)	4.17 (9)	3.66 (2)	3.46 (1)	3.62 (4T)
Saves	36 (10)	20 (14)	37 (7)	50 (2)	45 (3T)
Double Plays	141 (9T)	104 (9)	120 (10T)	143 (12T)	104 (14)
Fielding Percentage	.979 (7T)	.980 (8T)	.976 (14)	.980 (5T)	.981 (8)

**LOS ANGELES BATTING LEADERS 1958-1997**

\*League Leader \*\*\*Major League Record †Tied for League Lead ‡All-Time Dodger Record

Year	Games	Runs	Hits
1958	Gilliam (147)	Neal (87)	Gilliam (145)
1959	Neal (151)	Neal (103)	Neal (177)
1960	Gilliam (151)	Gilliam (96)	Wills (152)
1961	Wills (148)	Wills (105)	Wills (173)
1962	Wills (165)†***	Wills (130)	T. Davis (230)*
1963	W. Davis (156)	Wills (83)	T. Davis (181)
1964	Wills (158)	W. Davis (91)	W. Davis (180)
1965	Wills, Fairly (158)	Wills (92)	Wills (186)
1966	Parker (156)	W. Davis (74)	W. Davis (177)
1967	Fairly (153)	W. Davis (65)	W. Davis (146)
1968	W. Davis (160)	W. Davis (86)	W. Davis (161)
1969	Sizemore (159)	Parker (76)	Sizemore (160)
1970	Parker (161)*	W. Davis, Grabarkewitz (92)	Parker (196)
1971	W. Davis (158)	W. Davis (84)	W. Davis (198)
1972	W. Davis (149)	W. Davis (81)	W. Davis (178)
1973	Russell (162)†	Ferguson (84)	W. Davis (171)
1974	Russell (160)	Wynn (104)	Garvey (200)
1975	Garvey (160)	Lopes (108)	Garvey (210)
1976	Garvey (162)†	Garvey (85)	Garvey (200)
1977	Garvey (162)†	Smith (104)	Garvey (192)
1978	Garvey (162)†	Lopes (93)	Garvey (202)*
1979	Garvey (162)	Lopes (109)	Garvey (204)
1980	Garvey (163)*	Cey (81)	Garvey (200)*
1981	Garvey (110)†	Garvey (63)	Baker (128)
1982	Garvey (162)†	Sax (88)	Sax (180)
1983	Guerrero (160)	Sax (94)	Sax (175)
1984	Sax (145)	Guerrero (85)	Guerrero (162)
1985	Landreaux (147)	Guerrero (99)	Guerrero (156)
1986	Sax (157)	Sax (91)	Sax (210)
1987	Sax (157)	Guerrero (89)	Guerrero (184)
1988	Sax (160)	Gibson (106)	Sax (175)
1989	Murray (160)	Murray (66)	Randolph (155)
1990	Murray (155)	Murray (96)	Murray (184)
1991	Butler (161)*	Butler (112)*	Butler (182)
1992	Butler (157)	Butler (86)	Butler (171)
1993	Karros, Offerman (157)	Piazza (81)	Butler (181)
1994	Wallach (113)	Butler (79)	Mondesi (133)
1995	Karros (143)	Mondesi (91)	Karros (164)
1996	Mondesi (157)	Mondesi (98)	Mondesi (188)
1997	Karros (162)	Piazza (104)	Piazza (201)
<b>L.A. Record</b>	Wills (165)	Wills (130)	T. Davis (230)

Year	Singles	Doubles	Triples
1958	Gilliam (113)	Gilliam (25)	Roseboro (9)
1959	Gilliam (131)	Neal (30)	Moon, Neal (11)†
1960	Wills (135)	Larker (26)	Moon (6)
1961	Wills (150)†	Gilliam (26)	Wills (10)
1962	Wills (179)*	T. Davis (27)	Wills, W. Davis (10)†
1963	T. Davis (143)	Gilliam (27)	W. Davis (8)
1964	Wills (151)	Roseboro (24)	W. Davis (7)
1965	Wills (165)*	Fairly (28)	Wills, Parker (7)
1966	Wills (145)	W. Davis (31)	W. Davis (6)
1967	W. Davis (102)	Fairly (19)	W. Davis (9)
1968	W. Davis (120)	Haller (27)	W. Davis (10)
1969	Sizemore (131)	Davis, Parker (23)	W. Davis, Wills (8)
1970	Parker (135)	Parker (47)*	W. Davis (16)*
1971	Wills (149)	W. Davis (33)	W. Davis (10)
1972	W. Davis (130)	W. Davis (22)	W. Davis (7)
1973	Buckner, Russell (130)	W. Davis (29)	W. Davis (9)

## LOS ANGELES BATTING LEADERS 1958-1997 (Continued)

\*League Leader \*\*\*Major League Record †Tied for League Lead ‡All-Time Dodger Record

Year	Singles	Doubles	Triples
1974	Garvey (144)	Garvey (32)	Paciorek, Russell (6)
1975	Garvey (148)	Garvey (38)	Garvey (6)
1976	Buckner (154)	Garvey (37)	Lopes (7)
1977	Russell (138)	Russell (28)	Russell (6)
1978	Russell (140)	Garvey (36)	Garvey (9)
1979	Garvey (143)	Garvey (32)	Lopes (6)
1980	Garvey (146)	Garvey (27)	Baker, Law (4)
1981	Baker (99)	Garvey (23)	Landreaux (4)
1982	Sax (146)	Garvey (35)	Sax, Landreaux (7)
1983	Sax (147)	Guerrero (28)	Guerrero, Thomas (6)
1984	Guerrero (113)	Guerrero (29)	Landreaux (5)
1985	Sax (123)	Marshall (27)	Duncan (6)
1986	Sax (157)†	Sax (43)	Sax (4)
1987	Sax (136)	Sciocchia, Shelby (26)	Sax (7)
1988	Sax (147)*	Gibson (28)	Shelby (6)
1989	Randolph (136)	Hamilton (35)	Gibson, Gonzalez, Griffin, Hatcher (2)
1990	Murray (133)	Brooks (28)	Harris (4)
1991	Butler (162)*	Murray (23)	Samuel (6)
1992	Butler (143)*	Karros (30)	Butler (11)
1993	Butler (149)*	Snyder (33)	Butler (10)
1994	Butler (101)	Mondesi (27)	Butler (9)†
1995	Piazza (101)	Karros (29)	Mondesi, Offerman (6)
1996	Piazza (132)	Mondesi (40)	DeShields (8)
1997	Piazza (128)	Mondesi (42)	Guerrero (9)
<b>L.A. Record</b>	Wills (179)	Parker (47)	W.Davis (16)

Year	Home Runs	Total Bases	RBI
1958	Neal, Hodges (22)	Neal (207)	Furillo (83)
1959	Hodges (25)	Neal (286)	Snider (88)
1960	Howard (23)	Moon (212)	Larker (78)
1961	Roseboro (18)	Moon (234)	Moon (88)
1962	Howard (31)	T. Davis (356)	T. Davis (153)‡*
1963	Howard (28)	T. Davis (254)	T. Davis (88)
1964	Howard (24)	W. Davis (253)	T. Davis (86)
1965	Lefebvre, Johnson (12)	Wills (214)	Fairly (70)
1966	Lefebvre (24)	W. Davis (253)	Lefebvre (74)
1967	Ferrara (16)	W. Davis (209)	Fairly (55)
1968	Gabrielson (10)	W. Davis (226)	Haller (53)
1969	Kosco (19)	W. Davis (227)	Kosco (74)
1970	Grabarkewitz (17)	Parker (281)	Parker (111)
1971	Allen (23)	W. Davis (281)	Allen (90)
1972	W. Davis, Robinson (19)	W. Davis (271)	W. Davis (79)
1973	Ferguson (25)	W. Davis (266)	Ferguson (88)
1974	Wynn (32)	Garvey (301)	Garvey (111)
1975	Cey (25)	Garvey (314)	Cey (101)
1976	Cey (23)	Garvey (284)	Cey, Garvey (80)
1977	Garvey (33)	Garvey (322)	Garvey (115)
1978	Smith (29)	Garvey (319)	Garvey (113)
1979	Cey, Garvey, Lopes (28)	Garvey (322)	Garvey (110)
1980	Baker (29)	Garvey (307)	Garvey (106)
1981	Cey (13)	Baker (178)	Garvey (64)
1982	Guerrero (32)	Guerrero (308)	Guerrero (100)
1983	Guerrero (32)	Guerrero (310)	Guerrero (103)
1984	Marshall (21)	Guerrero (247)	Guerrero (72)
1985	Guerrero (33)	Guerrero (281)	Marshall (95)
1986	Stubbs (23)	Sax (279)	Madlock (60)
1987	Guerrero (27)	Guerrero (294)	Guerrero (89)
1988	Gibson (25)	Gibson (262)	Marshall (82)
1989	Murray (20)	Murray (238)	Murray (88)
1990	Daniels (27)	Murray (290)	Murray (95)
1991	Strawberry (28)	Strawberry (234)	Strawberry (99)
1992	Karros (20)	Karros (232)	Karros (88)
1993	Piazza (35)	Piazza (307)	Piazza (112)
1994	Piazza (24)	Mondesi (224)	Piazza (92)
1995	Karros, Piazza (32)	Karros (295)	Karros (105)
1996	Piazza (36)	Mondesi (314)	Karros (111)
1997	Piazza (40)	Piazza (355)	Piazza (124)
<b>L.A. Record</b>	Piazza (40)	T. Davis (356)	T. Davis (153)

Year	Base on Balls	Hit by Pitch	Strikeouts
1958	Gilliam (78)	Neal (5)	Zimmer (92)
1959	Gilliam (96)*	Demeter (6)	Hodges (92)
1960	Gilliam (96)	Roseboro (4)	Howard (108)

## LOS ANGELES BATTING LEADERS 1958-1997 (Continued)

\*League Leader \*\*Major League Record †Tied for League Lead ‡All-Time Dodger Record

Year	Walks	Hit By Pitch	Strikeouts
1961	Moon (89)	W. Davis (5)	Moon (79)
1962	Gilliam (93)	Roseboro (7)	Howard (108)
1963	Gilliam (60)	T. Davis, Howard (4)	Howard (116)
1964	Fairly (65)	Roseboro, T. Davis (4)	Howard (113)
1965	Fairly (76)	Johnson (16)†	Parker (95)
1966	Parker (69)	Johnson (14)	Parker (83)
1967	Parker (65)	Hunt (10)	Parker (83)
1968	Parker (49)	Fairly (4)	W. Davis (88)
1969	Parker (56)	Sizemore (5)	Sudakis (94)
1970	Grabarkewitz (95)	Grabarkewitz (6)	Grabarkewitz (149)‡
1971	Allen (93)	Buckner (5)	Allen (113)
1972	Parker (62)	Mota (5)	Robinson (76)
1973	Ferguson (87)	W. Davis, Lopes (5)	Crawford (91)
1974	Wynn (108)	Cey (7)	Wynn (104)
1975	Wynn (110)	Yeager (8)	Lopes (93)
1976	Cey (89)	Yeager (7)	Yeager (84)
1977	Smith (104)	Baker (6)	Monday (109)
1978	Cey (96)	Cey (7)	Monday (100)
1979	Lopes (97)	Lopes (4)	Lopes (88)
1980	Cey (69)	Cey (5)	Cey (92)
1981	Cey (40)	Scioscia (4)	Guerrero (57)
1982	Guerrero (65)	Guerrero (5)	Cey (99)
1983	Brock (83)	Marshall (5)	Marshall (127)
1984	Scioscia (52)	Marshall (3)	Guerrero (105)
1985	Guerrero (83)	Guerrero (6)	Marshall (137)
1986	Scioscia (62)	Madlock (5)	Stubbs (107)
1987	Guerrero (74)	Guerrero, Marshall, Trevino (4)	Shelby (97)
1988	Gibson (73)	Gibson, Marshall (7)	Shelby (128)
1989	Murray (87)	Marshall (5)	Shelby (92)
1990	Murray (82)	Brooks (6)	Samuel (126)
1991	Butler (108)*	Carter (7)	Samuel (133)
1992	Butler (95)	Hernandez (4)	Karros (103)
1993	Butler (86)	Hernandez (5)	Snyder (147)
1994	Butler (68)	Wallach (4)	Wallach (80)
1995	Offerman (69)	Four tied with 4	Karros (115)
1996	Piazza (81)	Mondesi (5)	DeShields (124)
1997	Zeile (85)	Zeile, Mondesi (6)	Gagne (120)
<b>L.A. Record</b>	Wynn (110)	Johnson (16)	Grabarkewitz (149)

Year	Stolen Bases	Sacrifice Flies	Sacrifice Hits
1958	Gilliam (18)	Furillo (7)	Zimmer (9)
1959	Gilliam (23)	Demeter (5)	Neal (21)*
1960	Wills (50)*	Larker (9)	Neal (14)
1961	Wills (35)*	Roseboro (6)	Wills (13)*
1962	Wills (104)†*	T. Davis, W. Davis (8)	Gilliam (15)*
1963	Wills (40)*	T. Davis, Roseboro (7)	Gilliam (12)
1964	Wills (53)*	Howard (7)	Drysdale (14)
1965	Wills (94)*	W. Davis (7)	Parker (19)*
1966	Wills (38)	W. Davis, Lefebvre (5)	Wills (13)
1967	W. Davis (20)	Fairly (8)	Parker (10)
1968	W. Davis (36)	Haller (9)	Parker (12)
1969	Wills (25)	Parker (6)	Mota (12)
1970	W. Davis (38)	Parker (8)	Mota (12)
1971	W. Davis (20)	Parker (8)	Mota (9)
1972	W. Davis (20)	W. Davis (7)	Sutton (11)
1973	Lopes (36)	Ferguson (10)	Russell (9)
1974	Lopes (59)	Wynn (11)	Russell (11)
1975	Lopes (77)*	Cey (8)	Lopes (13)
1976	Lopes (63)*	Garvey (9)	Hooton (13)
1977	Lopes (47)	Cey, Smith (7)	Hooton (14)
1978	Lopes (45)	Smith (13)*	Hooton (18)
1979	Lopes (44)	Garvey (6)	Russell (14)
1980	Law (40)	Baker (12)	Hooton (14)
1981	Lopes (20)	Baker (5)	Hooton, Reuss, Thomas, Welch (7)
1982	Sax (49)	Garvey, Baker (9)	Reuss (16)
1983	Sax (56)	Baker (7)	Russell, Valenzuela (12)
1984	Sax (34)	Guerrero (8)	Russell, Honeycutt, Valenzuela (8)
1985	Duncan (38)	Landreaux (8)	Duncan (13)
1986	Duncan (48)	Madlock (6)	Hershiser (10)
1987	Sax (37)	Shelby (9)	Hershiser (10)
1988	Sax (42)	Gibson (7)	Hershiser (19)
1989	Gibson (12)	Murray (7)	Griffin (11)
1990	Samuel (38)	Brooks (11)	Sharperson (8)
1991	Butler (38)	Murray (8)	Harris (12)

## LOS ANGELES BATTING LEADERS 1958-1997 (Continued)

\*League Leader \*\*\*Major League Record †Tied for League Lead ‡All-Time Dodger Record

Year	Stolen Bases	Sacrifice Flies	Sacrifice Hits
1992	Butler (41)	Benzinger, Karros, Webster (5)	Butler (24)
1993	Butler (39)	Wallach (9)	Offerman (25)
1994	Butler, DeShields (27)	Karros (11)	Butler (7)
1995	DeShields (39)	Kelly, Mondesi (7)	Offerman (10)
1996	DeShields (48)	Karros (8)	Castro, Gagne (4)
1997	Mondesi (32)	Karros (9)	Butler (15)
<b>L.A. Record</b>	Wills (104)	Smith (13)	Offerman (25)

Year	Slugging Percentage	Batting Average
1958	Snider (.505)	Snider (.312)
1959	Snider (.535)	Snider (.308)
1960	Howard (.464)	Larker (.323)
1961	Snider (.562)	Moon (.328)
1962	Howard (.560)	T. Davis (.346)*
1963	Howard (.518)	T. Davis (.326)*
1964	Howard (.432)	W. Davis (.294)
1965	Johnson (.391)	Wills (.286)
1966	Fairly (.464)	W. Davis (.284)
1967	Ferrara (.467)	Ferrara (.277)
1968	Gabrielson (.428)	Haller (.285)
1969	W. Davis (.455)	Mota (.322)
1970	Parker (.457)	Parker (.319)
1971	Allen (.468)	W. Davis (.309)
1972	W. Davis (.441)	Mota (.323)
1973	McMullen (.482)	Mota (.314)
1974	Wynn (.497)	Buckner (.314)
1975	Garvey (.476)	Garvey (.319)
1976	Cey (.462)	Garvey (.317)
1977	Smith (.576)	Smith (.307)
1978	Smith (.559)	Garvey (.316)
1979	Cey (.499)	Garvey (.315)
1980	Smith (.508)	Garvey (.304)
1981	Cey (.474)	Baker (.320)
1982	Guerrero (.536)	Guerrero (.304)
1983	Guerrero (.531)	Guerrero (.298)
1984	Guerrero (.462)	Guerrero (.303)
1985	Guerrero (.577)*	Guerrero (.320)
1986	Guerrero (.541)	Sax (.332)
1987	Guerrero (.539)	Guerrero (.338)
1988	Gibson (.483)	Gibson (.290)
1989	Marshall (.408)	Randolph (.282)
1990	Daniels (.531)	Murray (.330)
1991	Strawberry (.491)	Butler (.296)
1992	Karros (.426)	Butler (.309)
1993	Piazza (.561)	Piazza (.318)
1994	Piazza (.541)	Piazza (.319)
1995	Piazza (.606)	Piazza (.346)
1996	Piazza (.563)	Piazza (.336)
1997	Piazza (.638)	Piazza (.362)
<b>L.A. Record</b>	Piazza (.638)	Piazza (.362)

## LOS ANGELES PITCHING LEADERS 1958-1997

\*League Leader \*\*\*Major League Record †Tied for League Lead ‡All-Time Dodger Record

Year	Games	Games Started	Complete Games
1958	Labine (52)	Podres (31)	Podres (10)
1959	Labine (56)	Drysdale (36)	Drysdale (15)
1960	Roebuck (58)	Drysdale (36)	Drysdale (15)
1961	Perranoski, Sherry (53)	Drysdale (37)	Koufax (15)
1962	Perranoski (70)*	Drysdale (41)*	Drysdale (19)
1963	Perranoski (69)*	Drysdale (42)†*	Koufax (20)
1964	R. Miller (74)*	Drysdale (40)*	Drysdale (21)
1965	Miller (61)	Drysdale (42)†*	Koufax (27)*
1966	Regan (65)	Koufax (41)	Koufax (27)*
1967	Perranoski (70)†	Osteen (39)	Osteen (14)
1968	Brewer (54)	Osteen, Singer (36)	Drysdale, Singer (12)
1969	Mikkelsen (48)	Osteen, Sutton (41)	Singer, Osteen (16)
1970	Brewer (58)	Sutton (38)	Osteen (11)
1971	Brewer (55)	Osteen (38)	Downing, Sutton (12)
1972	Brewer (51)	Osteen, Sutton (33)	Sutton (18)
1973	Brewer (56)	Messersmith, Osteen, Sutton (33)	Sutton (14)
1974	Marshall (106)‡***	Sutton (40)	Messersmith (13)
1975	Marshall (57)	Messersmith (40)*	Messersmith (19)*
1976	Hough (77)	Sutton (34)	Sutton (15)

## LOS ANGELES PITCHING LEADERS 1958-1997 (Continued)

\*League Leader \*\*Major League Record †Tied for League Lead ‡All-Time Dodger Record

Year	Games	Games Started	Complete Games
1977	Hough (70)	Sutton (33)	John (11)
1978	Hough (55)	Sutton (34)	Sutton (12)
1979	Hough (42)	Sutton (32)	Hooton (12)
1980	Castillo (61)	Hooton (33)	Reuss (10)
1981	Howe (41)	Valenzuela (25)†	Valenzuela (11)*
1982	Howe (66)	Valenzuela, Reuss (37)	Valenzuela (18)
1983	Niedenfuier (66)	Valenzuela (35)	Valenzuela (9)
1984	Zachry (58)	Valenzuela (34)	Valenzuela (12)
1985	Niedenfuier (64)	Valenzuela (35)	Valenzuela (14)
1986	Howell (62)	Hershiser (35)	Valenzuela (20)*
1987	Holton (53)	Hershiser, Welch (35)	Valenzuela (12)
1988	Peña (60)	Hershiser, Leary (34)	Hershiser (15)†
1989	Howell (56)	Hershiser (33)	Belcher (10)†
1990	Crews (66)	R. Martinez, Morgan, Valenzuela (33)	R. Martinez (12)*
1991	Crews (60)	Belcher, R. Martinez, Morgan (33)	R. Martinez (6)
1992	Gott (68)	Hershiser (33)	Candiotti (6)
1993	P. Martinez (65)	Hershiser (33)	Hershiser (5)
1994	Worrell (38)	R. Martinez (24)	Candiotti (5)
1995	Worrell (59)	Candiotti, R. Martinez (30)	Valdes (6)
1996	Osuna (73)	Nomo, Valdes (33)	Nomo (3)
1997	Radinsky (75)	Nomo (33)	Park (2)
<b>L.A. Record</b>	Marshall (106)	Drysdale 42 (Twice)	Koufax 27 (Twice)

Year	Innings Pitched	Strikeouts	Base on Balls
1958	Drysdale (212)	Podres (143)	Koufax (105)
1959	Drysdale (271)	Drysdale (242)*	Drysdale (93)
1960	Drysdale (269)	Drysdale (246)*	Koufax (100)
1961	Koufax (256)	Koufax (269)*	Williams (108)
1962	Drysdale (314.1)*	Drysdale (232)*	Williams (98)
1963	Drysdale (315.1)	Koufax (306)*	Miller (65)
1964	Drysdale (321.1)*	Drysdale (237)	Drysdale (68)
1965	Koufax (335.2)*	Koufax (382)‡	Osteen (78)
1966	Koufax (323)*	Koufax (317)*	Koufax (77)
1967	Osteen (288)	Drysdale (196)	Singer (61)
1968	Singer (256)	Singer (227)	Singer (78)
1969	Osteen (321)	Singer (247)	Sutton (91)
1970	Sutton (260)	Sutton (201)	Foster (81)
1971	Sutton (265)	Sutton (194)	Downing (84)
1972	Sutton (273)	Sutton (207)	Osteen (69)
1973	Sutton (256.1)	Sutton (200)	Messersmith (77)
1974	Messersmith (292.1)	Messersmith (221)	Messersmith (94)
1975	Messersmith (322)*	Messersmith (213)	Messersmith (96)
1976	Sutton (267.2)	Sutton (161)	Sutton (82)
1977	Sutton (240.1)	Hooton (153)	Hough (70)
1978	Sutton (238.1)	Sutton (154)	Rau (68)
1979	Sutcliffe (242)	Sutton (146)	Sutcliffe (97)
1980	Reuss (229)	Welch (141)	Welch (79)
1981	Valenzuela (192)*	Valenzuela (180)*	Valenzuela (61)
1982	Valenzuela (285)	Valenzuela (199)	Valenzuela (83)
1983	Valenzuela (257)	Valenzuela (189)	Valenzuela (99)
1984	Valenzuela (261)†	Valenzuela (240)	Valenzuela (106)
1985	Valenzuela (272.1)	Valenzuela (208)	Valenzuela (101)
1986	Valenzuela (269.1)	Valenzuela (242)	Hershiser (86)
1987	Hershiser (264.2)	Welch (196)	Valenzuela (124)
1988	Hershiser (267)*	Leary (180)	Hershiser (73)
1989	Hershiser (256.2)	Belcher (200)	Valenzuela (98)
1990	R. Martinez (234.1)	R. Martinez (223)	Valenzuela (77)
1991	Morgan (236.1)	Belcher (156)	Belcher (75)
1992	Hershiser (210.2)	Gross (158)	Ojeda (81)
1993	Hershiser (215.2)	Gross (150)	R. Martinez (104)
1994	R. Martinez (170.0)	Gross (124)	R. Martinez (56)
1995	R. Martinez (206.1)	Nomo (236)	R. Martinez (81)
1996	Nomo (228.1)	Nomo (234)	R. Martinez (86)
1997	Nomo (207.1)	Nomo (233)	Nomo (92)
<b>L.A. Record</b>	Koufax (335.2)	Koufax (382)	Valenzuela (124)

Year	Shutouts	Saves	Wins
1958	Podres, Williams (2)	Labine (14)	Podres (13)
1959	Craig, Drysdale (4)†	Labine (8)	Drysdale (17)
1960	Drysdale (5)	Roebuck (8)	Drysdale (15)
1961	Drysdale (3)	L. Sherry (15)	Koufax, Podres (18)
1962	Drysdale, Koufax (2)	Perranoski (19)	Drysdale (25)*

## LOS ANGELES PITCHING LEADERS 1958-1997 (Continued)

\*League Leader \*\*Major League Record †Tied for League Lead ‡All-Time Dodger Record

Year	Shutouts	Saves	Wins
1963	Koufax (11)†*	Perranoski (21)	Koufax (25)†
1964	Koufax (7)*	Perranoski (10)	Koufax (19)
1965	Koufax (8)	Perranoski (11)	Koufax (26)*
1966	Koufax (5)†	Regan (21)*	Koufax (27)*
1967	Osteen (5)	Perranoski (12)	Osteen (17)
1968	Drysdale (8)	Brewer (14)	Drysdale (14)
1969	Osteen (7)	Brewer (20)	Singer, Osteen (20)
1970	Osteen, Sutton (4)	Brewer (24)	Osteen (16)
1971	Downing (5)†	Brewer (22)	Downing (20)
1972	Sutton (9)*	Brewer (17)	Osteen (20)
1973	Messersmith, Osteen, Sutton (3)	Brewer (20)	Sutton (18)
1974	Sutton (5)	Marshall (21)	Messersmith (20)†
1975	Messersmith (7)*	Marshall (13)	Messersmith (19)
1976	Hooton, Sutton (4)	Hough (18)	Sutton (21)
1977	John, Sutton (3)	Hough (22)	John (20)
1978	Hooton, Rhoden, Welch (3)	Forster (22)	Hooton (19)
1979	Hooton, Rau, Reuss, Sutcliffe, Sutton (1)	Castillo (7)	Sutcliffe (17)
1980	Reuss (6)*	Howe (17)	Reuss (18)
1981	Valenzuela (8)*	Howe (8)	Valenzuela (13)
1982	Reuss, Valenzuela (4)	Howe (13)	Valenzuela (19)
1983	Valenzuela (4)	Howe (18)	Valenzuela, Welch (15)
1984	Peña, Hershiser (4)†	Niedenfuer (11)	Welch (13)
1985	Hershiser, Valenzuela (5)	Niedenfuer (19)	Hershiser (19)
1986	Valenzuela, Welch (3)	Howell (12)	Valenzuela (21)*
1987	Welch (4)†	Peña, Young (11)	Hershiser (16)
1988	Hershiser (8)*	J. Howell (21)	Hershiser (23)†
1989	Belcher (8)*	J. Howell (28)‡	Belcher, Hershiser (15)
1990	Morgan (4)†	J. Howell (16)	R. Martinez (20)
1991	R. Martinez (4)	J. Howell (16)	R. Martinez (17)
1992	Astacio (4)	McDowell (14)	Candiotti (11)
1993	R. Martinez (3)	Gott (25)	Astacio (14)
1994	R. Martinez (3)†	Worrell (11)	R. Martinez (12)
1995	Nomo (3)†	Worrell (32)	R. Martinez (17)
1996	R. Martinez, Nomo (2)	Worrell (44)‡†	Nomo (16)
1997	Astacio (1)	Worrell (35)	Nomo, Park (14)
<b>L.A. Record</b>	Koufax (11)	Worrell (32)	Koufax (27)

Year	Losses	Percentage (15 or more Dec.)	ERA (90 or more inn.)
1958	Podres (15)	Williams (.563)	Podres (3.73)
1959	Drysdale (13)	Craig (.688)	Drysdale (3.45)
1960	Drysdale (14)	Sherry, Williams (.583)	Drysdale (2.84)
1961	Koufax (13)	Podres (.783)*	Koufax (3.52)
1962	Podres (13)	Drysdale (.735)	Koufax (2.54)*
1963	Drysdale (17)	Perranoski (.842)*	Koufax (1.88)*
1964	Drysdale (16)	Koufax (.792)*	Koufax (1.74)*
1965	Osteen (15)	Koufax (.765)*	Koufax (2.04)*
1966	Drysdale (16)	Regan (.933)‡*	Koufax (1.73)*
1967	Osteen (17)	Singer (.600)	Perranoski (2.45)
1968	Osteen (18)	Drysdale (.538)	Drysdale (2.15)
1969	Sutton (18)	Singer (.625)	Singer (2.34)
1970	Osteen (14)	Sutton (.536)	Brewer, Vance (3.13)
1971	Singer (17)	Downing (.690)	Brewer (1.89)
1972	Singer (16)	John (.688)	Sutton (2.08)
1973	Osteen (11)	John (.696)*	Sutton (2.42)
1974	Marshall (12)	John (.813)*	Marshall (2.42)
1975	Marshall, Messersmith (14)	Hooton (.720)	Messersmith (2.29)
1976	Hooton (15)	Rhoden (.800)*	Hough (2.20)
1977	Hough (12)	John (.741)	Hooton (2.62)
1978	Sutton (11)	Hooton (.655)	Welch (2.03)
1979	Sutton (15)	Sutcliffe (.630)	Hooton (2.97)
1980	Goltz (11)	Reuss (.750)	Sutton (2.21)*
1981	Goltz, Valenzuela (7)	Reuss (.714)	Hooton (2.28)
1982	Valenzuela (13)	Reuss (.621)	Howe (2.08)
1983	Welch (12)	Valenzuela (.600)	Welch (2.65)
1984	Valenzuela (17)	Peña (.667)	Peña (2.48)*
1985	Honeycutt (12)	Hershiser (.864)	Hershiser (2.03)
1986	Hershiser (14)	Valenzuela (.656)	Valenzuela (3.14)
1987	Hershiser (16)	Welch (.625)	Hershiser (3.06)
1988	Leary (11)	Hershiser (.742)	Peña (1.91)
1989	Hershiser (15)†	Hershiser (.555)	Hershiser (2.31)

## LOS ANGELES PITCHING LEADERS 1958-1997 (Continued)

\*League Leader \*\*Major League Record †Tied for League Lead ‡All-Time Dodger Record

Year	Losses	Percentage (15 or more Dec.)	ERA (90 or more inn.)
1990	Morgan (15)	R. Martinez (.769)	Crews (2.77)
1991	R. Martinez (13)	Morgan (.583)	Belcher (2.62)
1992	Candiotti, Hershiser (15)	Candiotti (.423)	Astacio (1.98)
1993	Hershiser (14)	P. Martinez (.667)	P. Martinez (2.61)
1994	Astacio (8)	R. Martinez (.631)	Gross (3.60)
1995	Candiotti (14)	R. Martinez (.708)	Nomo (2.54)
1996	Candiotti, Nomo (11)	R. Martinez (.714)	Nomo (3.19)
1997	Nomo (12)	R. Martinez (.667)	Valdes (2.65)
<b>L.A. Record</b>	Osteen, Sutton (18)	Regan (.933)	Koufax (1.73)

## CURRENT DODGER LIFETIME FIELDING MARKS

First Basemen	Pct.	G	PO	A	E	TC	DP	
Blanco, H.	1.000	1	5	0	0	5	0	
Karros, E.	.992	878	7340	743	63	8146	626	
Konerko, P.	1.000	1	3	0	0	3	0	
Piazza, M.	1.000	1	2	0	0	2	1	
Zeile, T.	.983	74	654	53	12	719	71	
Second Basemen	Pct.	G	PO	A	E	TC	DP	
Castro, J.	.984	23	22	40	1	63	5	
Cromer, T.	.968	17	24	36	2	62	7	
Guerrero, W.	.989	90	140	221	4	365	24	
Ingram, G.	.985	30	51	79	2	132	17	
Riggs, A.	.978	8	6	19	0	25	3	
Vizcaino, J.	.976	198	263	362	14	574	125	
Young	.974	197	403	507	27	1037	129	
Third Basemen	Pct.	G	PO	A	E	TC	DP	
Blanco, H.	---	1	0	0	0	0	0	
Castro, J.	.947	33	9	9	1	19	0	
Cromer, T.	---	1	0	0	0	0	0	
Ingram, G.	.750	12	9	15	8	32	0	
Konerko, P.	.000	1	1	0	0	1	0	
Prince, T.	---	1	0	0	0	0	0	
Vizcaino, J.	.959	130	65	190	11	266	19	
Zeile, T.	.943	937	600	1707	140	2447	153	
Shortstops	Pct.	G	PO	A	E	TC	DP	
Castro, J.	.988	56	60	107	2	169	29	
Cromer, T.	.957	116	147	309	21	487	64	
Guerrero, W.	1.000	5	8	10	0	18	2	
Vizcaino, J.	.974	567	785	1672	66	2523	325	
Outfielders	Pct.	G	PO	A	E	TC	DP	
Anthony, E.	.981	547	874	35	18	927	3	
Ashley, B.	.940	182	227	11	15	253	1	
Castro, J.	1.000	1	2	0	0	2	0	
Cedeno, R.	.984	178	308	3	5	316	0	
Hollandsworth, T.	.975	278	462	10	12	484	1	
Howard, T.	.986	584	1013	31	15	1054	6	
Hubbard, T.	1.000	55	74	2	0	76	0	
Ingram, G.	1.000	11	5	0	0	5	0	
Mondesi, R.	.975	606	1218	56	33	1307	6	
Zeile, T.	.000	3	0	0	1	1	0	
Catchers	Pct.	G	PO	A	E	TC	DP	PB
Piazza, M.	.989	642	4444	332	55	4831	41	55
Prince, T.	.986	253	1086	116	17	1219	16	19
Zeile, T.	.985	128	658	66	11	735	4	--
Pitchers	Pct.	G	PO	A	E	TC	DP	
Bruske, J.	1.000	48	3	6	0	9	1	
Dreifort, D.	.905	87	12	38	3	43	0	
Gubicza, M.	.969	384	237	352	19	608	32	
Guthrie, M.	.941	392	22	88	7	117	0	
Hall, D.	1.000	119	7	21	1	29	4	
Judd, M.	.000	1	0	0	0	0	0	
Martinez, R.	.961	241	132	209	14	365	8	
Nomo, H.	.929	94	34	44	6	82	4	
Osuna, A.	1.000	160	6	31	2	39	4	
Park, C.	.970	84	17	50	3	70	3	
Radinsky, S.	.971	449	25	54	2	81	4	
Scott, T.	.978	276	17	28	1	46	2	
Valdes, I.	.981	117	53	94	5	152	3	

## LOS ANGELES GAME LEADERS BY POSITION

<b>1st Base:</b>		<b>Shortstop:</b>		<b>Catcher:</b>	
1. Steve Garvey	1672	1. Bill Russell	1747	1. Mike Scioscia	1395
2. Wes Parker	1108	2. Maury Wills	1497	2. John Roseboro	1199
3. <b>Eric Karros</b>	<b>878</b>	3. Jose Offerman	571	3. Steve Yeager	1181
4. Ron Fairly	557	4. Alfredo Griffin	472	4. <b>Mike Piazza</b>	<b>642</b>
5. Eddie Murray	458	5. Dave Anderson	429	5. Joe Ferguson	496
<b>2nd Base:</b>		<b>Outfield:</b>		<b>Pitcher:</b>	
1. Davey Lopes	1150	1. Willie Davis	1906	1. Don Sutton	550
2. Steve Sax	970	2. Dusty Baker	1092	2. Jim Brewer	474
3. Jim Lefebvre	613	3. Willie Crawford	823	3. Don Drysdale	459
4. Charles Neal	523	4. Ken Landreaux	769	4. Ron Perranoski	457
5. Jim Gilliam	405	5. Mike Marshall	764	5. Charlie Hough	401
<b>3rd Base:</b>		<b>ALL-TIME DODGER LEADERS</b>			
1. Ron Cey	1468	<b>1st Base:</b>	Gil Hodges	1851	
2. Jim Gilliam	761	<b>2nd Base:</b>	Davey Lopes	1150	
3. Jeff Hamilton	389	<b>3rd Base:</b>	Ron Cey	1468	
4. Pedro Guerrero	370	<b>Shortstop:</b>	Pee Wee Reese	2014	
5. Lenny Harris	265	<b>Outfield:</b>	Zack Wheat	2288	
		<b>Catcher:</b>	Mike Scioscia	1395	
		<b>Pitcher:</b>	Don Sutton	550	

## LOS ANGELES TEAM HOME RUN TOTALS

Year	DODGERS			OPPONENTS		Totals
	At Los Angeles	Away	Totals	At Los Angeles	Home	
1958	92	80	172	101	72	173
1959	82	66	148	90	67	157
1960	89	37	126	97	57	154
1961	83	74	157	109	58	167
1962	47	93	140	39	76	115
1963	42	68	110	43	68	111
1964	26	53	79	38	50	88
1965	26	52	78	41	86	127
1966	43	65	108	36	48	84
1967	36	46	82	35	58	93
1968	25	42	67	24	41	65
1969	40	57	97	55	67	122
1970	34	53	87	82	82	164
1971	43	52	95	56	54	110
1972	46	52	98	37	46	83
1973	63	47	110	62	67	129
1974	68	71	139	51	61	112
1975	64	54	118	52	52	104
1976	42	49	91	48	49	97
1977	96	95	191	65	54	119
1978	78	71	149	59	48	107
1979	106	77	183	55	46	101
1980	82	66	148	58	47	105
1981	38	44	82	33	21	54
1982	57	81	138	35	46	81
1983	74	72	146	49	48	97
1984	49	53	102	40	36	76
1985	47	82	129	54	48	102
1986	57	73	130	46	69	115
1987	52	73	125	56	74	130
1988	49	50	99	38	46	84
1989	37	52	89	46	49	95
1990	54	75	129	73	64	137
1991	57	51	108	46	50	96
1992	26	46	72	33	49	82
1993	66	64	130	48	55	103
1994	47	68	115	49	41	90
1995	62	78	140	48	77	125
1996	62	88	150	49	76	125
1997	85	89	174	76	87	163
<b>Totals</b>	<b>2272</b>	<b>2559</b>	<b>4831</b>	<b>2152</b>	<b>2290</b>	<b>4442</b>

**CURRENT DODGER LIFETIME HOME RUNS BY PARKS**

Player	Total	All	Chi	Cin	Col	Fla	Hst	LA	Mil	Mil	NY	Phi	Pgh	StL	SD	SF	Ana	Oak	Sea	Tex
Piazza	168	6	3	7	12	5	4	80	0	10	6	7	10	6	7	3	0	0	1	0
Karros	154	3	6	5	13	4	1	72	0	6	7	5	3	6	8	10	1	1	3	0
Zeile	135	2	11	4	11	5	2	18	0	9	4	16	4	40	4	5	0	0	0	0
Mondesi	100	5	7	0	8	4	1	52	0	2	3	3	7	2	4	2	0	0	0	0
Young	33	0	3	0	24	0	0	1	0	0	0	1	1	0	1	1	0	0	1	0
Ashley	25	0	2	0	1	0	2	17	0	0	0	1	0	0	1	1	0	0	0	0
Hollandswth.	21	0	0	2	4	1	0	6	0	0	1	1	0	3	1	1	0	0	0	0
Vizcaino	17	0	2	2	1	0	1	1	0	0	6	1	1	0	0	2	0	0	0	0
Prince	9	0	1	0	0	0	0	2	0	0	2	0	2	0	0	1	0	0	0	1
Cromer	9	1	0	0	0	2	0	2	0	0	0	0	0	2	0	2	0	0	0	0
Hubbard	6	0	1	0	4	0	0	0	0	0	0	0	0	0	0	1	0	0	0	0
Cedeno	5	1	1	0	0	0	0	3	0	0	0	0	0	0	0	0	0	0	0	0
Guerrero	4	0	1	0	0	0	0	2	0	0	1	0	0	0	0	0	0	0	0	0
Ingram	3	0	0	0	1	1	0	1	0	0	0	0	0	0	0	0	0	0	0	0
Blanco	1	0	0	0	1	0	0	0	0	0	0	0	0	0	0	0	0	0	0	0
Martinez	1	0	0	0	0	0	0	1	0	0	0	0	0	0	0	0	0	0	0	0

**All-time home run leaders at Dodger Stadium (as a Dodger):** Ron Cey 121, Steve Garvey 118, Eric Karros 80, Dusty Baker 77, Pedro Guerrero 72, Mike Piazza 72, Mike Marshall 69, Joe Ferguson 60, Willie Davis 57, Raul Mondesi 52, Davey Lopes 50, Steve Yeager 48, Willie Crawford 42, Reggie Smith 42, Rick Monday 39, Frank Howard 37, Greg Brock 34, Jim Lefebvre 30, Jimmy Wynn 27, Eddie Murray 27, Franklin Stubbs 26, Kal Daniels 26, Darryl Strawberry 25.

**DODGER YEARLY HOME RUN LEADERS AT DODGER STADIUM (Season)**

Mike Piazza set a Los Angeles Dodger record for home runs in a season at Dodger Stadium in 1997 as he hit 22, breaking his own record of 21 in 1993. The yearly leaders:

1997	Mike Piazza, 22	1985	Mike Marshall, 15	1973	Joe Ferguson, 13
1996	Eric Karros, 16	1984	Mike Marshall, 11	1972	Frank Robinson, 12
1995	Eric Karros, 19	1983	Greg Brock, 14	1971	Dick Allen, 11
1994	Mike Piazza, 13	1982	Pedro Guerrero, 15	1970	Bill Grabarkewitz, 8
1993	Mike Piazza, 21	1981	Ron Cey, 9	1969	Andy Kosco, 10
1992	Eric Karros, 6	1980	Steve Garvey and Ron Cey, 16	1968	Willie Davis and Ken Boyer, 4
1991	Darryl Strawberry, 14			1967	Al Ferrara, 9
1990	Kal Daniels and Eddie Murray, 12	1979	Steve Garvey, 20	1966	Jim Lefebvre, 11
1989	Jeff Hamilton, 8	1978	Steve Garvey, 18	1965	Lou Johnson, 6
1988	Kirk Gibson, 14	1977	Dusty Baker, 18	1964	Frank Howard, 11
1987	Pedro Guerrero, 12	1976	Ron Cey, 12	1963	Frank Howard, 13
1986	Mike Marshall, 13	1975	Ron Cey, 18	1962	Tommy Davis, 14
		1974	Jimmy Wynn, 18		

**LOS ANGELES GRAND SLAM HOME RUNS**

Date	Player	Opponent	Pitcher	Inning
8-23-58	Gil Hodges	Milwaukee	Bob Trowbridge	8
4-29-60	John Roseboro	San Francisco	Sam Jones	5
5-17-60	Frank Howard	at Milwaukee	Bob Buhl	8
5-31-60	Norm Sherry	St. Louis	Ronnie Kline	6
6-4-60	Wally Moon	Chicago	Seth Morehead	7
7-28-60	Frank Howard	Cincinnati	Jim O'Toole	7
7-30-60	Tommy Davis	Milwaukee	Ron Piche	7
4-29-61	Frank Howard	at Chicago	Dick Ellsworth	5
6-2-61	Tommy Davis	San Francisco	Eddie Fisher	10
7-26-61	Norm Larker	at Philadelphia	Frank Sullivan	8
8-9-61	Don Drysdale	Milwaukee	Don Nottebart	2
7-2-62	(1st G) Willie Davis	Philadelphia	Jack Hamilton	3
9-10-62	Tommy Davis	Chicago	Dick Ellsworth	3
7-4-63	Ken McMullen	St. Louis	Ernie Broglio	6
7-21-63	(2nd G) Ron Fairly	at Milwaukee	Hank Fischer	3
9-12-63	John Roseboro	at Pittsburgh	Bob Friend	1
9-9-64	Willie Davis	at San Francisco	Bob Hendley	5
7-16-68	Ron Fairly	at Cincinnati	Jim Maloney	5
9-9-68	Bill Sudakis	at St. Louis	Dick Hughes	2
4-15-69	Andy Kosco	San Diego	Johnny Podres	5
8-16-69	Maury Wills	at Montreal	Larry Jaster	5
7-22-70	Tom Haller*	Montreal	Claude Raymond	7
8-5-70	Willie Davis	Atlanta	Don Cardwell	5
7-27-71	Bill Buckner	Pittsburgh	Jim Grant	7
5-25-73	Willie Crawford	New York	Jon Matlack	5
8-5-74	Steve Yeager	Cincinnati	Don Gullett	7
9-15-74	Jim Wynn	Cincinnati	Pedro Borbon	7
4-16-75	Jim Wynn	Cincinnati	Pat Darcy	7
4-24-75	Ken McMullen*	San Diego	Dave Tomlin	6
6-18-75	Ron Cey	Houston	Tom Griffin	1

## LOS ANGELES GRAND SLAM HOME RUNS (Continued)

Date	Player	Opponent	Pitcher	Inning
9-27-75	Steve Yeager	Houston	Ken Forsch	3
6-7-76	Ron Cey	Philadelphia	Ron Reed	1
4-24-77	Ron Cey	at Atlanta	Rick Camp	8
5-5-77	Ron Cey	New York	Tom Seaver	5
6-22-77	Steve Garvey	St. Louis	Clay Carroll	4
8-22-77	Steve Yeager	at St. Louis	John Denny	3
8-28-77	Steve Garvey	St. Louis	Clay Carroll	7
9-12-77	Dusty Baker	San Diego	Dave Freisleben	6
10-4-77	Ron Cey+	Philadelphia	Steve Carlton	7
10-5-77	Dusty Baker+	Philadelphia	Jim Lonborg	4
6-12-78	Dusty Baker	Philadelphia	Jim Lonborg	6
7-6-78	Davey Lopes	Atlanta	Craig Skok	11
7-26-78	Steve Garvey	Chicago	Dave Roberts	3
8-16-78	Reggie Smith	at Philadelphia	Jim Kaat	3
4-6-79	Joe Ferguson	San Diego	Randy Jones	1
7-24-79	Dusty Baker	Philadelphia	Warren Brusstar	6
8-10-79	Derrel Thomas	at San Francisco	Bob Knepper	2
9-2-79	Davey Lopes	Chicago	Bruce Sutter	9
9-25-79	Ron Cey	at San Francisco	Ed Halicki	2
9-28-79	Steve Garvey	Houston	Vern Rühle	8
6-30-82 (1st G)	Dusty Baker	San Diego	Juan Eichelberger	5
10-1-82	Rick Monday	at San Francisco	Fred Breining	8
5-18-83	Greg Brock	at Montreal	Bill Gullickson	5
6-23-83	Pedro Guerrero	at San Diego	Elias Sosa	4
7-23-83	Ken Landreaux	at St. Louis	Bruce Sutter	8
9-7-83	Mike Marshall	Cincinnati	Ben Hayes	10
6-13-84	Mike Marshall	San Francisco	Scott Garrelts	3
6-21-84	Steve Yeager*	at Cincinnati	Bob Owchinko	7
7-24-85	Greg Brock	Pittsburgh	Al Holland	6
7-26-85	Mike Marshall	Chicago	Warren Brusstar	6
8-21-85	Mike Marshall	at Philadelphia	Jerry Koonsman	1
8-23-85	Pedro Guerrero	at Montreal	Tim Burke	6
8-23-85	Mariano Durican	at Montreal	Gary Lucas	7
9-10-85 (2nd G)	Greg Brock	at Atlanta	Steve Shields	7
5-7-86	Steve Sax	at Chicago	Jay Ballew	7
8-1-86	Greg Brock	Cincinnati	Mario Soto	1
8-2-86	Enos Cabell	Cincinnati	John Franco	8
8-3-87	Mike Marshall	at Cincinnati	Ted Power	3
4-23-88	Mike Marshall	at San Francisco	Don Robinson	9
7-6-88	Franklin Stubbs	St. Louis	Todd Worrell	8
4-10-89	Eddie Murray	at San Francisco	Mike LaCoss	9
5-19-89	Jeff Hamilton	at Montreal	Kevin Gross	7
6-4-89	Mike Scioscia	at Houston	Bob Forsch	1
8-8-89	Mike Scioscia	Atlanta	John Smoltz	2
5-19-90	Kal Daniels	Philadelphia	Don Carman	4
8-29-90	Chris Gwynn	at Philadelphia	Darrel Akerfelds	6
9-4-90	Kal Daniels	Houston	Mark Portugal	2
9-14-90	Kal Daniels	at Cincinnati	Tim Layana	6
4-24-91	Kal Daniels	Atlanta	Doug Sisk	5
6-10-91	Lenny Harris	at Chicago	Chuck McElroy	4
8-21-91	Darryl Strawberry	San Diego	Ricky Bones	5
5-27-92	Todd Benzinger	at St. Louis	Jose DeLeon	3
9-4-92	Todd Benzinger*	at Pittsburgh	Bob Patterson	9
5-18-93	Eric Davis	Cincinnati	John Smiley	5
6-28-93	Dave Hansen*	San Francisco	Mike Jackson	9
6-6-94	Mike Piazza	at Florida	Mark Gardner	1
6-19-94	Mike Piazza	Colorado	Kent Bottenfield	7
5-7-95	Mike Piazza	at Colorado	Bill Swift	3
6-21-95	Delino DeShields	at St. Louis	Vicente Palacios	
8-15-95	Raul Mondesi	Chicago	Steve Trachsel	4
8-27-95	Mike Piazza	at Philadelphia	Tommy Greene	6
6-29-96	Mike Piazza	at Colorado	Bryan Rekar	5
7-18-96	Mike Busch	at San Francisco	Mark Dewey	7
8-11-96	Tim Wallach	at Cincinnati	Hector Carrasco	9
9-7-97	Todd Zeile	Florida	Tony Saunders	1

\*Pinch-hit +National League Playoffs

**All-time Dodger grand slam leaders:** Gil Hodges 14; Carl Furillo 8; Roy Campanella 6; Mike Marshall 6; Pee Wee Reese 6; Ron Cey 5; Duke Snider 5; **Mike Piazza 5**; Dusty Baker 4; Greg Brock 4; Kal Daniels 4; Steve Garvey 4; Steve Yeager 4; Tommy Davis 3; Willie Davis 3; Frank Howard 3. **Los Angeles All-time Leaders** – Mike Marshall 6; Ron Cey 5; **Mike Piazza 5**.

**DODGERS WITH 30 OR MORE HOME RUNS**

43 Duke Snider 1956	34 Dolph Camilli 1941	32 Pedro Guerrero 1983
42 Duke Snider 1953	<b>34 Eric Karros 1996</b>	<b>32 Eric Karros 1995</b>
42 Gil Hodges 1954	33 Roy Campanella 1951	<b>32 Mike Piazza 1995</b>
42 Duke Snider 1955	33 Steve Garvey 1977	31 Roy Campanella 1950
41 Roy Campanella 1953	33 Pedro Guerrero 1985	<b>31 Eric Karros 1997</b>
40 Gil Hodges 1951	32 Gil Hodges 1950	31 Duke Snider 1950
40 Duke Snider 1954	32 Gil Hodges 1952	31 Gil Hodges 1953
40 Duke Snider 1957	32 Roy Campanella 1955	31 Frank Howard 1962
<b>40 Mike Piazza 1997</b>	32 Gil Hodges 1956	<b>31 Todd Zeile 1997</b>
<b>36 Mike Piazza 1996</b>	32 Jimmy Wynn 1974	30 Dusty Baker 1977
35 Babe Herman 1930	32 Reggie Smith 1977	30 Ron Cey 1977
<b>35 Mike Piazza 1993</b>	32 Pedro Guerrero 1982	<b>30 Raul Mondesi 1997</b>

**INSIDE-THE-PARK HOME RUNS**

The Dodgers have a total of 34 inside-the-park home runs in L.A. history. Only three inside-the-park home runs have been hit by opponents at Dodger Stadium. They are Montreal's Bobby Wine on April 30, 1970, Pittsburgh's Carlos Garcia on April 16, 1993 and San Diego's Tony Gwynn on June 26, 1997 (grand slam). Below is the list of L.A. Dodger inside-the-park home runs:

<b>Date</b>	<b>Player</b>	<b>Club</b>	
June 18, 1958	Joe Pignatano	at Philadelphia	
Apr. 22, 1959	Don Demeter	San Francisco	
Apr. 30, 1959	Duke Snider	at Philadelphia	
Aug. 16, 1960	Wally Moon	at Chicago	
June 10, 1961	Wally Moon	Philadelphia	
April 25, 1962	Willie Davis	at Chicago	
May 5, 1962	Doug Camilli	at Pittsburgh	
May 25, 1962	Lary Burreight	New York	
May 30, 1962*	Maury Wills	at New York	
Aug. 19, 1962	Willie Davis	at Cincinnati	
Sept. 5, 1963	Jim Gilliam	Chicago	
May 3, 1964	Willie Davis	San Francisco	
May 5, 1965	Ron Fairly	at Cincinnati	
Aug. 20, 1965*	Bob Bailey	at Pittsburgh	
May 29, 1966	Jim Lefebvre	New York	
June 7, 1966	Al Ferrara	at Chicago	
June 30, 1967	Wes Parker	at Houston	
July 1, 1969	Manny Mota	Houston	
July 16, 1969	Willie Davis	at Houston	
July 9, 1970	Willie Davis	at Houston	
July 28, 1970	Billy Grabarkewitz	at Philadelphia	
June 11, 1972	Manny Mota	Pittsburgh	
June 11, 1972	Willie Davis	Pittsburgh	
Aug. 20, 1974	Willie Crawford	at Chicago	
July 26, 1978	Davey Lopes	Chicago	
Aug. 3, 1978	Lee Lacy	at San Francisco	
July 19, 1979	Joe Ferguson	Montreal	
July 23, 1979	Davey Lopes	New York	
July 6, 1985	Ken Landreaux	at St. Louis	
June 9, 1986	Mariano Duncan	Cincinnati	
June 6, 1987	John Shelby	at Cincinnati	*First game of doubleheader
May 2, 1988	Steve Sax	Pittsburgh	
June 5, 1989**	Kirk Gibson	at Atlanta	** Second game of doubleheader
June 21, 1994	Mitch Webster	at San Diego	

**BROOKLYN AND LOS ANGELES 20-GAME WINNERS (SINCE 1900)**

<b>Wins</b>	<b>Pitcher</b>	<b>Year</b>	<b>Wins</b>	<b>Pitcher</b>	<b>Year</b>
29	Joseph McGinnity	1900	22	Whit Wyatt	1941
28	Dazy Vance	1924	22	Preacher Roe	1951
27	Don Newcombe	1956	21	Henry Schmidt	1903
27	Sandy Koufax	1966	21	Walter Reuther	1922
26	Sandy Koufax	1965	21	Burleigh Grimes	1923
25	William Donovan	1901	21	Ralph Branca	1947
25	Jeff Pfeffer	1916	21	Don Sutton	1976
25	Don Drysdale	1962	21	Fernando Valenzuela	1986
25	Sandy Koufax	1963	20	William Clark	1932
23	Jeff Pfeffer	1914	20	Luke Hamlin	1939
23	Burleigh Grimes	1920	20	Don Newcombe	1961
23	Don Drysdale	1965	20	Carl Erskine	1953
23	Orel Hershiser	1988	20	Don Newcombe	1955
22	William Kennedy	1900	20	Claude Osteen	1969
22	Nap Rucker	1911	20	Bill Singer	1969
22	Burleigh Grimes	1921	20	Al Downing	1971
22	Burleigh Grimes	1924	20	Claude Osteen	1972
22	Dazy Vance	1925	20	Andy Messersmith	1974
22	Dazy Vance	1928	20	Tommy John	1977
22	Kirby Higbe	1941	<b>20</b>	<b>Ramon Martinez</b>	<b>1990</b>

### BROOKLYN AND LOS ANGELES INDIVIDUAL SAVE LEADERS

Relief pitching has been an integral part of the Dodger success. Many fine Dodger pitchers have come out of the bullpen. Todd Worrell set the all-time single season club mark for saves with 44 in 1996, while Steve Howe (17 in 1980) and Joe Black (15 in 1952) hold the top two rookie marks. In all, 16 Dodger pitchers have recorded 15 or more saves in a season.

Pitcher	Saves	Year	Pitcher	Saves	Year
Todd Worrell	44	1996	Jim Brewer	20	1973
Todd Worrell	35	1997	Clem Labine	19	1956
Todd Worrell	32	1995	Tom Niedenfuer	19	1985
Jay Howell	28	1989	Hugh Casey	18	1947
Jim Gott	25	1993	Charlie Hough	18	1976
Jim Hughes	24	1954	Steve Howe	18	1983
Jim Brewer	24	1970	Clem Labine	17	1957
Jim Brewer	22	1971	Ron Perranoski	17	1965
Charlie Hough	22	1977	Jim Brewer	17	1972
Terry Forster	22	1978	Steve Howe	17	1980
Ron Perranoski	21	1963	Ron Perranoski	16	1967
Phil Regan	21	1966	Jay Howell	16	1990
Mike Marshall	21	1974	Jay Howell	16	1991
Jay Howell	21	1988	Jack Quinn	15	1931
Ron Perranoski	20	1962	Joe Black	15	1952
Jim Brewer	20	1969	Larry Sherry	15	1961

### BROOKLYN NO-HITTERS

Date	Pitcher	Club	Score
June 22, 1891	Thomas Lovett	New York	4-0
July 20, 1906	Malcolm Eason	at St. Louis	2-0
Sept. 5, 1908 (2nd game)	Nap Rucker	Boston	6-0
Sept. 13, 1925 (1st game)	Dazy Vance	Philadelphia	10-1
April 30, 1940	James (Tex) Carleton	at Cincinnati	3-0
April 23, 1946	Edward Head	Boston	5-0
September 9, 1948	Rex Barney	at New York	2-0
June 19, 1952	Carl Erskine	Chicago	5-0
May 12, 1956	Carl Erskine	New York	3-0
September 25, 1956	Sal Maglie	Philadelphia	5-0

### LOS ANGELES NO-HITTERS

Date	Pitcher	Club	Score	Catcher
June 30, 1962	Sandy Koufax	New York	5-0	Roseboro
May 11, 1963	Sandy Koufax	San Francisco	8-0	Roseboro
June 4, 1964	Sandy Koufax	at Philadelphia	3-0	Camilli
Sept. 9, 1965	Sandy Koufax	Chicago	1-0*	Torborg
July 20, 1970	Bill Singer	Philadelphia	5-0	Torborg
June 27, 1980	Jerry Reuss	at San Francisco	8-0	Yeager
June 29, 1990	Fernando Valenzuela	St. Louis	6-0	Scioscia
Aug. 17, 1992	Kevin Gross	San Francisco	2-0	Scioscia
<b>July 14, 1995</b>	<b>Ramon Martinez</b>	<b>Florida</b>	<b>7-0</b>	<b>Piazza</b>
<b>Sept. 17, 1996</b>	<b>Hideo Nomo</b>	<b>at Colorado</b>	<b>9-0</b>	<b>Piazza</b>

\* Perfect Game

Last no-hitter vs. Dodgers: April 8, 1994, by Kent Mercker of the Atlanta Braves at Dodger Stadium, 6-0.

### OPPONENT NO-HITTERS VS. DODGERS NINE-INNINGS OR MORE

Pitcher	Team	Date and Location
Amos Rusie	New York Giants	July 31, 1891 at NY
John Stivetts	Boston Beaneaters	Aug. 6, 1892 at Bos
Waller Thornton	Chicago Cubs	Aug. 21, 1898 (2G) at Chi
John Lush	Philadelphia Phillies	July 20, 1906 at Brk
Nicholas Maddox	Pittsburgh Pirates	Sept. 20, 1907 at Pgh
Leon Ames*	New York Giants	April 15, 1909 at N.Y.
Rube Marquard	New York Giants	April 15, 1915 at N.Y.
Paul Dean	St. Louis Cardinals	Sept. 21, 1934 (2G) at Brk
Johnny Vander Meer	Cincinnati Reds	June 15, 1938 at Brk
James Tobin	Boston Braves	April 27, 1944 at Bos
Vernon Bickford	Boston Braves	Aug. 11, 1950 at Bos
Don Larsen+\$	New York Yankees	Oct. 8, 1956 at N.Y.
John Candelaria	Pittsburgh Pirates	Aug. 9, 1976 at Pgh
Nolan Ryan	Houston Astros	Sept. 26, 1981 at Hst
Tom Browning+	Cincinnati Reds	Sept. 16, 1988 at Cin
Mark Gardner#	Montreal Expos	July 26, 1991 at L.A.
Dennis Martinez+	Montreal Expos	July 28, 1991 at L.A.
Kent Mercker	Atlanta Braves	April 8, 1994 at L.A.

+Perfect Game    \$ 1956 World Series - Game 5

\*Pitched a no-hitter for 9 1/3 innings but lost game in the 13th inning, 3-0.

#Pitched hitless ball for nine innings; gave up hit in 10th and lost game, 1-0.

## LOS ANGELES ONE-HITTERS

Date	Pitcher	Club	Score	Hit by
May 23, 1960	Sandy Koufax	at Pittsburgh	1-0	Daniels, single in 2nd
Aug. 4, 1963	J. Podres - L. Sherry	at Houston	4-0	Temple, single in 9th
May 25, 1965	Don Drysdale	St. Louis	2-0	Flood, single in 1st
June 17, 1965	Claude Osteen	San Francisco	3-0	Hiatt, single in 2nd
June 20, 1965	Sandy Koufax	New York	2-1	Hickman, homer in 5th
Aug. 4, 1968	Mike Kekich	New York	2-0	Swoboda, single in 7th
May 1, 1969	Don Sutton	at San Francisco	5-0	Davenport, double in 8th
June 19, 1971	Don Sutton	Houston	4-0	Wynn, double in 6th
May 9, 1974	Don Sutton	at San Diego	6-0	Grubb, single in 2nd
April 15, 1975	Don Sutton	Cincinnati	3-1	Bench, homer in 7th
Aug. 18, 1977	Don Sutton	San Francisco	7-0	Hill, single in 8th
May 11, 1979	Doug Rau	Montreal	7-0	Speier, single in 8th
May 29, 1980	Bob Welch	Atlanta	3-0	Blanks, single in 4th
April 21, 1982	Jerry Reuss	Houston	6-0	A. Howe, double in 1st
April 29, 1982	Burt Hooton	Philadelphia	4-0	DeJesus, single in 4th
June 11, 1982	Jerry Reuss	Cincinnati	11-1	E. Milner, double in 1st
June 1, 1983	Bob Welch	Philadelphia	1-0	Hayes, single in 4th
April 27, 1984	Rick Honeycutt	at San Diego	1-0	Salazar, single in 4th
April 26, 1985	Orel Hershiser	San Diego	2-0	Gwynn, single in 4th
July 23, 1985	Orel Hershiser	Pittsburgh	6-0	Thompson, single in 2nd
Aug. 2, 1986	A. Pena - T. Niedenfuer	Cincinnati	7-1	Milner, homer in 6th
Oct. 1, 1987	Bob Welch	San Francisco	7-0	Aldrete, single in 6th
May 25, 1988	Tim Leary	at Philadelphia	4-0	Daulton, single in 3rd
July 21, 1990	Tim Belcher	at Pittsburgh	6-0	Bell, single in 4th
<b>Aug. 5, 1995</b>	<b>Hideo Nomo</b>	<b>at San Francisco</b>	<b>3-0</b>	<b>Clayton, single in 7th</b>

Last combined one-hitter vs. Dodgers - May 1, 1988 vs. St. Louis by John Tudor and Scott Terry, 9-0, (Gibson singled in 7th).

## RECENT TWO-HITTERS BY DODGER PITCHERS

Date	Pitcher	Club	Score	Hits by
Aug. 20, 1982	Valenzuela	at Pittsburgh	1-0	Berra-Ray
May 28, 1983	Valenzuela	San Francisco	5-0	Le Master-R. Martin
July 14, 1984	Hershiser	at Chicago	8-0	Johnstone-Dernier
July 19, 1984	Hershiser	at St. Louis	10-0	L. Smith-Pendleton
July 29, 1984	Hershiser	Cincinnati	1-0	Esasky-Redus
April 18, 1985	Valenzuela	at San Diego	5-0	Gwynn-Bevacqua
April 21, 1985	Hershiser	at San Diego	2-0	Gwynn-Martinez
April 28, 1985	Valenzuela	San Diego	0-1	Nettles-Gwynn
May 20, 1986	Valenzuela	Montreal	4-0	Webster-Wohlford
May 24, 1986	Valenzuela	Philadelphia	6-0	Hayes, 2
Sept. 22, 1986	Valenzuela	at Houston	9-2	Lopes-Garner
June 29, 1988	Hershiser	at Houston	2-0	Biggio-Hatcher
May 14, 1989	Hershiser	at Philadelphia	9-0	Jordan-Jeltz
Aug. 12, 1989	Valenzuela	at San Francisco	5-1	Williams-Manwaring
<b>July 24, 1990</b>	<b>R. Martinez</b>	<b>San Francisco</b>	<b>9-2</b>	<b>Butler-Mitchell</b>
July 30, 1990	Morgan	Cincinnati	4-1	Larkin-O'Neill
April 30, 1991	Morgan	at Montreal	0-1	DeShields-Wallach
Aug. 31, 1992	Candiotti	at Chicago	2-0	Buechele, D. Smith
July 21, 1993	<b>R. Martinez</b>	<b>Houston</b>	<b>7-0</b>	<b>Biggio-Gonzalez</b>
June 24, 1995	<b>Nomo</b>	<b>at San Francisco</b>	<b>7-0</b>	<b>Lewis, 2</b>
Sept. 17, 1995	<b>Valdes</b>	<b>at St. Louis</b>	<b>8-0</b>	<b>Hemond-Gilkey</b>

## BROOKLYN AND LOS ANGELES 100-RBI CLUB

<b>1997</b>	<b>Mike Piazza</b>	<b>124</b>		Gil Hodges	102
	<b>Eric Karros</b>	<b>104</b>	1954	Gil Hodges	130
<b>1996</b>	<b>Eric Karros</b>	<b>111</b>		Duke Snider	130
	<b>Mike Piazza</b>	<b>105</b>	1953	Roy Campanella	142
<b>1995</b>	<b>Eric Karros</b>	<b>105</b>		Duke Snider	126
<b>1993</b>	<b>Mike Piazza</b>	<b>112</b>		Gil Hodges	122
1983	Pedro Guerrero	103	1952	Gil Hodges	102
1982	Pedro Guerrero	100	1951	Roy Campanella	108
1980	Steve Garvey	106		Gil Hodges	103
1979	Steve Garvey	110		Duke Snider	101
1978	Steve Garvey	113	1950	Gil Hodges	113
1977	Steve Garvey	115		Duke Snider	107
	Ron Cey	110		Carl Furillo	106
1975	Ron Cey	101	1949	Jackie Robinson	124
1974	Steve Garvey	111		Gil Hodges	115
	Jimmy Wynn	108		Carl Furillo	106
1970	Wes Parker	111	1946	Dixie Walker	116
1962	Tommy Davis	153	1945	Dixie Walker	124
	Frank Howard	119		Luis Olmo	110
1956	Duke Snider	101	1943	Billy Herman	100
1955	Duke Snider	136	1942	Dolph Camilli	109
	Roy Campanella	107	1941	Dolph Camilli	120

**BROOKLYN AND LOS ANGELES 100-RBI CLUB (Continued)**

1939	Dolph Camilli	104	1929	Babe Herman	113
1938	Dolph Camilli	100	1928	Del Bissonette	106
1934	Sam Leslie	102	1925	Jack Fournier	130
1932	Hack Wilson	123		Zack Wheat	103
1930	Billy Herman	130	1924	Jack Fournier	116
	Glenn Wright	126	1923	Jack Fournier	102
	Del Bissonette	113	1922	Zack Wheat	112

**LOS ANGELES TOP RBI MONTHS**

41	Frank Howard	August 1962	27	Mike Piazza	Sept.-Oct. 1997
37	Mike Marshall	Sept.-Oct. 1985	27	Eric Karros	July 1997
33	Tommy Davis	June 1962	26	Willie Davis	August 1972
31	Kal Daniels	Sept.-Oct. 1990	26	Joe Ferguson	May 1973
30	Ron Fairly	July 1964	26	Dusty Baker	August 1979
30	Steve Garvey	June 1977	26	Dusty Baker	June 1980
29	Ron Cey	April 1977	26	Pedro Guerrero	June 1985
28	Darryl Strawberry	August 1991	25	Tommy Davis	July 1962
28	Darryl Strawberry	Sept.- Oct. 1991	25	Steve Garvey	May 1974
28	Mike Piazza	June 1994	25	Raul Mondesi	August 1995
27	Wes Parker	May 1972	25	Mike Piazza	August 1995
27	Mike Piazza	Sept.-Oct. 1993	25	Mike Piazza	June 1997
27	Mike Piazza	August 1997	25	Eric Karros	June 1997

**BROOKLYN AND LOS ANGELES 200-HIT CLUB**

Steve Garvey had six 200-hit seasons to lead all Dodgers and only seven players in Major League history have had more than five seasons of 200 hits. Pete Rose holds the record with 10 seasons of 200 or more hits. The Dodgers' 200-hit club:

Year	Player	Hits	Year	Player	Hits
1900	Willie Keeler	204	1932	Lefty O'Doul	219
1901	Willie Keeler	202	1949	Jackie Robinson	203
1921	Jim Johnston	203	1962	Tommy Davis	230
1922	Zack Wheat	201		Maury Wills	208
1923	Jim Johnston	203	1974	Steve Garvey	200
1924	Zack Wheat	212	1975	Steve Garvey	210
1925	Zack Wheat	221	1976	Steve Garvey	200
1925	Milt Stock	202	1978	Steve Garvey	202
1929	Babe Herman	217	1979	Steve Garvey	204
	John Frederick	206	1980	Steve Garvey	200
1930	Babe Herman	241	1986	Steve Sax	210
	John Frederick	206	1997	Mike Piazza	201

**BROOKLYN AND LOS ANGELES ALL-TIME HITTING STREAKS**

Name	Club	Year	Games	Streak
1. Davis, Willie	Los Angeles	1969	31	August 1 – September 3
2. Wheat, Zack	Brooklyn	1916	29	August 20 – September 16
3. Medwick, Joe	Brooklyn	1942	27	May 23 – June 25
4. Snider, Duke	Brooklyn	1953	27	August 19 – September 13
5. Keeler, Willie	Brooklyn	1902	26	August 8 – September 3
6. Wheat, Zack	Brooklyn	1918	26	July 11 – August 7
7. Hendrick, "Gink"	Brooklyn	1929	25	April 20 – May 30
8. Boyle, Buzz	Brooklyn	1934	25	May 1 – June 5
9. Davis, Willie	Los Angeles	1971	25	May 5 – June 2
10. Sax, Steve	Los Angeles	1986	25	September 1 – 27

**LONGEST LOS ANGELES HITTING STREAKS**

Year	Player	Games	Year	Player	Games
1969	Willie Davis	31	1996	Mike Blowers	19
1986	Steve Sax	25	1985	Bill Madlock	18
1971	Willie Davis	25	1979	Davey Lopes	18
1988	John Shelby	24	1968	Bill Sudakis	18
1991	Brett Butler	23	1962	Tommy Davis	18
1978	Steve Garvey	21	1977	Ron Cey	17
1978	Steve Garvey	20	1974	Bill Buckner	17
1965	Maury Wills	20	1965	Willie Davis	17
1964	Tommy Davis	20	1963	Maury Wills	17
1960	Tommy Davis	20	1959	Wally Moon	17
1982	Pedro Guerrero	19	1995	Eric Karros	17
1992	Brett Butler	19	All-Time Dodger Record:		
1996	Mike Piazza	19	31 games, Willie Davis - 1969		

## HITTING FOR THE CYCLE

Babe Herman holds the Dodger record and is tied for the Major League record for most times hitting for the cycle – three. Herman did it in 1931 (twice) for the Dodgers and in 1933 for the Chicago Cubs. Bob Meusel (1921-22-28) and John Rilly (1883 (2) & 1890) also did it three times to share the Major League mark. Dodgers who have hit for the cycle:

Player	Date	Player	Date
Tom P. Burns	Aug. 1, 1890 (2g)	Dixie Walker	Sept. 2, 1944
James Johnston	May 25, 1922 (1g)	Jackie Robinson	Aug. 29, 1948 (1g)
Babe Herman	May 18, 1931	Gil Hodges	June 25, 1949
Babe Herman	July 24, 1931	Wes Parker	May 7, 1970

## LOS ANGELES SEASON PINCH-HITTING LEADERS

Dave Hansen holds the Dodgers' single season pinch-hitting record with 18 pinch-hits set in 1993. Listed are the yearly pinch-hitting leaders for the L.A. Dodgers:

Year	Player	Pinch-Hits	Year	Player	Pinch-Hits
1958	Elmer Valo	9	1978	Lee Lacy	13
1959	Norm Larker	8	1979	Manny Mota	15
1960	Chuck Essegian	8	1980	Pedro Guerrero,	11
1961	Frank Howard	9		Jay Johnstone, Gary Thomasson	
1962	Lee Walls	13	1981	Jay Johnstone	11
1963	Lee Walls, Wally Moon	7	1982	Ron Roenicke	13
1964	Wally Moon	7	1983	Jose Morales	12
1965	Wally Moon	5	1984	Candy Maldonado	9
1966	Tommy Davis, Al Ferrara	5	1985	Terry Whitfield	14
1967	Wes Parker, Lou Johnson	5	1986	Bill Russell	10
	John Roseboro, Jimmy Campanis		1987	Ken Landreaux	10
	Len Gabrielson, Al Ferrara		1988	Mickey Hatcher	12
1968	Jim Fairey	8	1989	Lenny Harris, Mickey Hatcher,	
1969	Len Gabrielson	13		Franklin Stubbs	6
1970	Len Gabrielson	8	1990	Mickey Hatcher	14
1971	Willie Crawford	8	1991	Chris Gwynn	13
1972	Manny Mota	10	1992	Mitch Webster	17
1973	Steve Garvey	12	1993	Dave Hansen	18
1974	Manny Mota	15	1994	Jeff Treadway	13
1975	Manny Mota, Leron Lee	10	1995	Dave Hansen	11
1976	Ed Goodson	15	1996	Dave Hansen	13
1977	Manny Mota	14	1997	Nelson Liriano	7

## LOS ANGELES OPENERS

Season Openers, 1958-1997	Starter	Result	Attendance
1958 April 15, at San Francisco	Drysdale	Dodgers lost, 8-0	23,448
1958 April 18, San Francisco at L.A.	Erskine	Dodgers won, 6-5	78,762
1959 April 11, at Chicago	Drysdale	Dodgers lost, 6-1	12,288
1959 April 14, St. Louis at L.A.	Podres	Dodgers lost, 6-2	61,552
1960 April 12, Chicago at L.A.	Drysdale	Dodgers won, 3-2 (11 inn)	67,550
1961 April 11, Philadelphia at L.A.	Drysdale	Dodgers won, 6-2	50,927
1962 April 10, Cincinnati at L.A.	Podres	Dodgers lost, 6-3	52,564
1963 April 9, at Chicago	Drysdale	Dodgers won, 5-1	18,589
1963 April 16, Chicago at L.A.	Podres	Dodgers lost, 2-1	33,758
1964 April 14, St. Louis at L.A.	Koufax	Dodgers won, 4-0	50,451
1965 April 12, at New York	Drysdale	Dodgers won, 6-1	37,999
1965 April 20, New York at L.A.	Osteen	Dodgers lost, 3-2	36,161
1966 April 12, Houston at L.A.	Osteen	Dodgers won, 3-2	34,520
1967 April 10, at Cincinnati	Miller	Dodgers lost, 6-1	28,422
1967 April 18, Cincinnati at L.A.	Osteen	Dodgers won, 7-2	17,947
1968 April 10, Philadelphia at L.A.	Osteen	Dodgers won, 2-0	28,138
1969 April 7, at Cincinnati	Drysdale	Dodgers won, 3-2	30,111
1969 April 15, San Diego at L.A.	Osteen	Dodgers won, 14-0	22,200
1970 April 7, Cincinnati at L.A.	Osteen	Dodgers lost, 4-0	30,457
1971 April 5, at Houston	Singer	Dodgers lost, 5-2	22,421
1971 April 9, San Diego at L.A.	Singer	Dodgers lost, 6-3	31,413
1972 April 15, at Cincinnati	Sutton	Dodgers won, 3-1	37,895
1972 April 21, San Diego at L.A.	Downing	Dodgers won, 12-2	30,320
1973 April 6, at San Diego	Sutton	Dodgers lost, 4-2	32,019
1973 April 11, Cincinnati at L.A.	Sutton	Dodgers lost, 4-1	24,755
1974 April 5, San Diego at L.A.	Sutton	Dodgers won, 8-0	31,566
1975 April 7, at Cincinnati	Sutton	Dodgers lost, 2-1 (14 inn)	52,526
1975 April 14, Cincinnati at L.A.	Rau	Dodgers won, 5-2	45,502
1976 April 9, at San Francisco	Sutton	Dodgers lost, 4-2	37,261
1976 April 13, San Diego at L.A.	Hooton	Dodgers lost, 8-5	52,703
1977 April 7, San Francisco at L.A.	Sutton	Dodgers won, 5-1	51,022
1978 April 7, at Atlanta	Sutton	Dodgers won, 13-4	42,866
1978 April 14, Atlanta at L.A.	John	Dodgers won, 5-1	38,397
1979 April 5, San Diego at L.A.	Hooton	Dodgers lost, 4-3	46,536
1980 April 10, at Houston	Hooton	Dodgers lost, 3-2	33,270
1980 April 17, Houston at L.A.	Sutton	Dodgers won, 6-4	45,476
1981 April 9, Houston at L.A.	Valenzuela	Dodgers won, 2-0	50,511

## LOS ANGELES OPENERS (Continued)

Season Openers, 1958-1997	Starter	Result	Attendance
1982 April 6, San Francisco at L.A.	Reuss	Dodgers won, 4-3	49,662
1983 April 5, at Houston	Valenzuela	Dodgers won, 16-7	27,343
1983 April 8, Montreal at L.A.	Hooton	Dodgers lost, 8-3	45,369
1984 April 3, St. Louis at L.A.	Valenzuela	Dodgers lost, 11-7	50,103
1985 April 9, at Houston	Valenzuela	Dodgers lost, 2-1	42,876
1985 April 12, San Francisco at L.A.	Honeycutt	Dodgers lost, 4-1	46,910
1986 April 7, San Diego at L.A.	Valenzuela	Dodgers won, 2-1	49,444
1987 April 6, at Houston	Hershiser	Dodgers lost, 4-3	44,585
1987 April 9, San Francisco at L.A.	Welch	Dodgers lost, 8-1	46,289
1988 April 4, San Francisco at L.A.	Valenzuela	Dodgers lost, 5-1	48,484
1989 April 3, at Cincinnati	Belcher	Dodgers lost, 6-4	55,385
1989 April 13, Houston at L.A.	Belcher	Dodgers lost, 4-2	47,136
1990 April 9, San Diego at L.A.	Hershiser	Dodgers won, 4-2	48,686
1991 April 10, at Atlanta	Belcher	Dodgers won, 6-4	18,527
1991 April 12, San Diego at L.A.	Ojeda	Dodgers lost, 4-2	49,976
1992 April 6, San Francisco at L.A.	Martinez	Dodgers lost, 8-1	49,018
1993 April 5, at Florida	Hershiser	Dodgers lost, 6-3	42,334
1993 April 13, St. Louis at L.A.	Ke. Gross	Dodgers lost, 9-7	53,529
1994 April 5, Florida at L.A.	Hershiser	Dodgers won, 4-3	53,757
1995 April 25, at Florida	R. Martinez	Dodgers won, 8-7	42,125
1995 April 28, Atlanta at L.A.	Astacio	Dodgers won, 9-1	51,181
1996 April 1, at Houston	R. Martinez	Dodgers won, 4-3	34,375
1996 April 8, Atlanta at L.A.	Nomo	Dodgers won, 1-0	53,180
1997 April 1, Philadelphia at L.A.	R. Martinez	Dodgers lost, 3-0	53,079

\*Dodgers are 21-19 in season openers since moving to L.A. in 1958.

\*Dodgers are 21-19 in home openers since moving to L.A. in 1958. Dodgers are 18-18 in home openers at Dodger Stadium.

**Bold** denotes home opener.

## 1958-1997 LOS ANGELES OPENING DAY LINEUPS

1958	1962	1966	1970	1974
Cimoli CF	Wills SS	Wills SS	Wills SS	Lopes 2B
Reese SS	Gilliam 2B	Parker 1B	Buckner LF	Buckner 1B
Snider LF	Moon LF	W. Davis CF	W. Davis CF	Wynn CF
Hodges 1B	Snider RF	Fairly RF	Crawford RF	Ferguson C
Neal 2B	Roseboro C	Lefebvre 3B	Parker 1B	Crawford RF
Gray 3B	Fairly 1B	Johnson LF	Garvey 3B	Cey 3B
Furillo RF	Spencer 3B	Roseboro C	Haller C	Joshua LF
Walker C	W. Davis CF	Oliver 2B	Sizemore 2B	Russell SS
Drysdale P	Podres P	Osteen P	Osteen P	Sutton P

1959	1963	1967	1971	1975
Fairly RF	Wills SS	Parker CF	Wills SS	Lopes 2B
Moon LF	Oliver 2B	Hunt 2B	Buckner RF	Buckner LF
Roseboro C	W. Davis CF	Johnson RF	W. Davis CF	Wynn CF
Snider CF	T. Davis LF	Fairly 1B	Parker 1B	Ferguson RF
Neal 2B	Skowron 1B	Lefebvre 3B	Allen LF	Garvey 1B
Hodges 1B	Roseboro C	Roseboro C	Sims C	Cey 3B
Zimmer SS	Fairly RF	Bailey LF	Garvey 3B	Yeager C
Baxes 3B	McMullen 3B	Michael SS	Russell 2B	Russell SS
Drysdale P	Drysdale P	Miller P	Singer P	Sutton P

1960	1964	1968	1972	1976
Gilliam 3B	Wills SS	W. Davis CF	Wills SS	Buckner LF
Neal 2B	Gilliam 2B	Versailles SS	Buckner 1B	Sizemore 2B
Moon LF	W. Davis CF	Parker 1B	W. Davis CF	Baker CF
Snider RF	T. Davis LF	Ferrara LF	Robinson RF	Garvey 1B
Hodges 1B	Fairly 1B	Bailey 3B	Lefebvre 2B	Cey 3B
Roseboro C	Howard RF	Fairly RF	Crawford LF	Ferguson RF
Demeter CF	Roseboro C	Popovich 2B	Sims C	Yeager C
Wills SS	Werhas 3B	Haller C	Grabarkewitz 3B	Russell SS
Drysdale P	Koufax P	Osteen P	Sutton P	Sutton P

1961	1965	1969	1973	1977
Wills SS	Wills SS	Crawford CF	Lacy 2B	Lopes 2B
W. Davis CF	Parker 1B	Gabrielson RF	Mota LF	Russell SS
T. Davis 3B	W. Davis CF	Sudakis 3B	Buckner 1B	Smith RF
Snider RF	T. Davis LF	Fairly 1B	W. Davis CF	Cey 3B
Moon LF	Roseboro C	Kosco LF	Crawford RF	Garvey 1B
Larker 1B	Lefebvre 2B	Haller C	Ferguson C	Monday CF
Neal 2B	Fairly RF	Lefebvre 2B	McMullen 3B	Baker LF
Roseboro C	Kennedy 3B	Sizemore SS	Russell SS	Yeager C
Drysdale P	Drysdale P	Drysdale P	Sutton P	Sutton P

## 1958-1997 LOS ANGELES OPENING DAY LINEUPS (Continued)

1978	1982	1986	1990	1994
Lopes 2B	Sax 2B	Duncan 2B	Samuel CF	DeShields 2B
Russell SS	Landreaux CF	Landreaux CF	Randolph 2B	Butler CF
Smith RF	Baker LF	Madlock 3B	Brooks RF	Piazza C
Cey 3B	Garvey 1B	Brock 1B	Murray 1B	Karros 1B
Garvey 1B	Cey 3B	Marshall RF	Daniels LF	Wallach 3B
Baker LF	Guerrero RF	Stubbs LF	Hamilton 3B	Rodriguez LF
Monday CF	Yeager C	Scioscia C	Scioscia C	Mondesi RF
Yeager C	Russell SS	Sax 2B	Griffin SS	Offerman SS
Sutton P	Reuss P	Valenzuela P	Hershiser P	Hershiser P
1979	1983	1987	1991	1995
Lopes 2B	Sax 2B	Sax 2B	Butler CF	DeShields 2B
Russell SS	Landreaux CF	Duncan SS	Samuel 2B	Offerman SS
Smith RF	Baker LF	Madlock 3B	Strawberry RF	Mondesi CF
Garvey 1B	Guerrero 3B	Marshall RF	Murray 1B	Piazza C
Cey 3B	Brock 1B	Stubbs 1B	Daniels LF	Karros 1B
Baker LF	Marshall RF	Landreaux LF	Harris 3B	Rodriguez RF
Monday CF	Russell SS	Scioscia C	Scioscia C	Ashley LF
Yeager C	Yeager C	Ramsey CF	Griffin SS	Hansen 3B
Hooton P	Valenzuela P	Hershiser P	Belcher P	R. Martinez P
1980	1984	1988	1992	1996
Lopes 2B	Sax 2B	Sax 2B	Butler CF	DeShields 2B
Law CF	Russell SS	Griffin SS	Harris 3B	Butler CF
Smith RF	Landreaux CF	Gibson LF	Daniels 1B	Piazza C
Garvey 1B	Guerrero 1B	Guerrero 3B	Strawberry RF	Karros 1B
Baker LF	Marshall LF	Marshall 1B	Davis LF	Mondesi RF
Cey 3B	Maldonado RF	Shelby CF	Samuel 2B	Blowers 3B
Thomas SS	Rivera 3B	Davis RF	Scioscia C	Hollandsworth LF
Yeager C	Scioscia C	Scioscia C	Offerman SS	Gagne SS
Hooton P	Valenzuela P	Valenzuela P	R. Martinez P	R. Martinez P
1981	1985	1989	1993	1997
Lopes 2B	Duncan 2B	Randolph 2B	Offerman SS	Butler CF
Landreaux CF	Landreaux CF	Griffin SS	Butler CF	Guerrero 2B
Baker LF	Oliver LF	Gibson LF	Strawberry RF	Mondesi RF
Garvey 1B	Guerrero 3B	Murray 1B	Davis LF	Piazza C
Cey 3B	Marshall RF	Marshall RF	Wallach 3B	Karros 1B
Guerrero RF	Scioscia C	Shelby CF	Karros 1B	Zeile 3B
Scioscia C	Bream 1B	Hamilton 3B	Piazza C	Hollandsworth LF
Russell SS	Anderson SS	Scioscia C	Reed 2B	Gagne SS
Valenzuela P	Valenzuela P	Belcher P	Hershiser P	R. Martinez P

## LONGEST GAMES IN DODGER HISTORY

(18 or more innings)

Innings	Date	Location	Result
26*	May 1, 1920	Boston	Brooklyn 1, Boston 1
23	June 27, 1939	Boston	Brooklyn 2, Boston 2
22	Aug. 22, 1917	Brooklyn	Brooklyn 6, Pittsburgh 5
22	June 3, 1989	Houston	Houston 5, Los Angeles 4
22	Aug. 23, 1989	Montreal	Los Angeles 1, Montreal 0
21	Aug. 17, 1982	Chicago	Los Angeles 2, Chicago 1
20	April 30, 1919	Philadelphia	Brooklyn 9, Philadelphia 9
20	July 5, 1940	Boston	Brooklyn 6, Boston 2
20	July 7, 1993	Philadelphia	Philadelphia 7, Los Angeles 6
19	June 17, 1915	Chicago	Chicago 4, Brooklyn 2
19	May 3, 1920	Boston	Boston 2, Brooklyn 1
19	May 17, 1939	Chicago	Brooklyn 9, Chicago 9
19**	Sept. 11, 1946	Brooklyn	Cincinnati 0, Brooklyn 0
19	Aug. 8, 1972	Cincinnati	Cincinnati 2, Los Angeles 1
19	May 24, 1973	Los Angeles	New York 7, Los Angeles 3
18	Aug. 17, 1902	Brooklyn	Brooklyn 7, St. Louis 7
18	June 1, 1919	Brooklyn	Philadelphia 10, Brooklyn 9
18	Sept. 6, 1984	Los Angeles	Atlanta 3, Los Angeles 2
18	Aug. 3, 1996	Los Angeles	Atlanta 5, Los Angeles 3

\* Longest game and longest tied game in Major League history

\*\* Longest scoreless game in Major League history

## LONGEST GAMES IN DODGER HISTORY (Time)

Time	Innings	Date	Location	Result
7:14*	22	June 3, 1989	Houston	Houston 5, Los Angeles 4
6:14†	22	Aug. 23, 1989	Montreal	Los Angeles 1, Montreal 0
6:10	21	Aug. 17-18, 1982	Chicago	Los Angeles 2, Chicago 1
6:10	20	July 7, 1993	Philadelphia	Philadelphia 7, Los Angeles 6
5:45	16	Sept. 28, 1986	San Francisco	San Francisco 6, Los Angeles 5
5:42	19	May 24, 1973	Los Angeles	New York 7, Los Angeles 3
5:35	17	April 12, 1980	Houston	Los Angeles 6, Houston 5
5:20	16	Sept. 13, 1982	Los Angeles	Los Angeles 4, San Diego 3
5:19	20	July 5, 1940	Boston	Brooklyn 6, Boston 2
5:16	16	Sept. 6, 1987	Los Angeles	Los Angeles 3, New York 2
5:16	15	May 2, 1995	San Francisco	San Francisco 4, Los Angeles 3
5:15	23	June 23, 1939	Boston	Brooklyn 2, Boston 2
5:05	18	Aug. 3, 1996	Los Angeles	Atlanta 5, Los Angeles 3
5:03	12	July 27, 1990	Los Angeles	Los Angeles 5, Atlanta 4
5:02	15	May 14, 1978	Los Angeles	Chicago 10, Los Angeles 7
5:02	18	Sept. 6, 1984	Los Angeles	Atlanta 3, Los Angeles 2
<b>5:00</b>	<b>15</b>	<b>April 7, 1997</b>	<b>Los Angeles</b>	<b>Los Angeles 3, New York 2</b>
4:59	13	June 19, 1996	Chicago	Los Angeles 5, Chicago 4
4:58	14	Sept. 8, 1985	Los Angeles	New York 4, Los Angeles 3
4:53	13	June 18, 1991	Los Angeles	Los Angeles 6, Chicago 5
4:51	13	Sept. 3, 1993	Florida	Los Angeles 5, Florida 4
4:50	11	May 19, 1990	Los Angeles	Philadelphia 15, Los Angeles 12
<b>4:42</b>	<b>15</b>	<b>Sept. 15, 1997</b>	<b>St. Louis</b>	<b>St. Louis 7, Los Angeles 6</b>
4:41	19	May 17, 1939	Chicago	Brooklyn 9, Chicago 9
4:41	14	June 21, 1986	Los Angeles	San Diego 8, Los Angeles 7

\* Longest night game in National League history

† Longest extra inning 1-0 game in Major League history

## DIVISION SERIES RESULTS

Year	Game	Date	Site	Score	Winner	Loser	Attendance
1981	1	10-6	Hst.	Astros 3, Dodgers 1	Ryan	Stewart	44,836
	2	10-7	Hst.	Astros 1, Dodgers 0 (11)	Sambito	Stewart	42,398
	3	10-9	L.A.	Dodgers 6, Astros 1	Hooton	Knepper	46,820
	4	10-10	L.A.	Dodgers 2, Astros 1	Valenzuela	Ruhle	55,983
	5	10-11	L.A.	Dodgers 4, Astros 0	Reuss	Ryan	55,979
1995	1	10-3	L.A.	Reds 7, Dodgers 2	Schourek	R. Martinez	44,199
	2	10-4	L.A.	Reds 5, Dodgers 4	Burba	Osuna	46,051
	3	10-6	Cin.	Reds 10, Dodgers 1	Wells	Nomo	53,276
1996	1	10-2	L.A.	Atlanta 2, Dodgers 1	Smoltz	Osuna	47,428
	2	10-3	L.A.	Atlanta 3, Dodgers 2	Maddux	Valdes	51,916
	3	10-5	Atl.	Atlanta 5, Dodgers 2	Glavine	Nomo	52,529

## CHAMPIONSHIP SERIES RESULTS

Year	Game	Date	Site	Score	Winner	Loser	Attendance
1974	1	10-5	Pitt.	Dodgers 3, Pirates 0	Sutton	Reuss	40,638
	2	10-6	Pitt.	Dodgers 5, Pirates 2	Messersmith	Giusti	49,247
	3	10-8	L.A.	Pirates 7, Dodgers 0	Kison	Rau	55,953
	4	10-9	L.A.	Dodgers 12, Pirates 1	Sutton	Reuss	54,424
1977	1	10-4	L.A.	Phillies 7, Dodgers 5	Garber	Sosa	55,968
	2	10-5	L.A.	Dodgers 7, Phillies 1	Sutton	Lonborg	55,973
	3	10-7	Phil.	Dodgers 6, Phillies 5	Rautzhan	Garber	63,719
	4	10-8	Phil.	Dodgers 4, Phillies 1	John	Carlton	64,924
1978	1	10-4	Phil.	Dodgers 9, Phillies 5	Welch	Christenson	63,460
	2	10-5	Phil.	Dodgers 4, Phillies 0	John	Ruthven	60,642
	3	10-6	L.A.	Phillies 9, Dodgers 4	Carlton	Sutton	55,043
	4	10-7	L.A.	Dodgers 4, Phillies 3 (10)	Forster	McGraw	55,124
1981	1	10-13	L.A.	Dodgers 5, Expos 1	Hooton	Gullickson	51,273
	2	10-14	L.A.	Expos 3, Dodgers 0	Burris	Valenzuela	53,463
	3	10-16	Mtl.	Expos 4, Dodgers 1	Rogers	Reuss	54,372
	4	10-17	Mtl.	Dodgers 7, Expos 1	Hooton	Gullickson	54,499
	5	10-19	Mtl.	Dodgers 2, Expos 1	Valenzuela	Rogers	36,491
1983	1	10-4	L.A.	Phillies 1, Dodgers 0	Carlton	Reuss	55,254
	2	10-5	L.A.	Dodgers 4, Phillies 1	Valenzuela	Denny	55,967
	3	10-7	Phil.	Phillies 7, Dodgers 2	Hudson	Welch	53,490
	4	10-8	Phil.	Phillies 7, Dodgers 2	Carlton	Reuss	64,494
1985	1	10-9	L.A.	Dodgers 4, Cardinals 1	Valenzuela	Tudor	55,270
	2	10-10	L.A.	Dodgers 8, Cardinals 2	Hershiser	Andujar	55,222
	3	10-12	St. L.	Cardinals 4, Dodgers 2	Cox	Welch	53,708
	4	10-13	St. L.	Cardinals 12, Dodgers 2	Tudor	Reuss	53,708
	5	10-14	St. L.	Cardinals 3, Dodgers 2	Lahti	Niedenfuier	53,708
	6	10-16	L.A.	Cardinals 7, Dodgers 5	Worrell	Niedenfuier	55,208
1988	1	10-4	L.A.	Mets 3, Dodgers 2	Myers	J. Howell	55,582
	2	10-5	L.A.	Dodgers 6, Mets 3	Belcher	Cone	55,780
	3	10-8	N.Y.	Mets 8, Dodgers 4	Myers	Pena	44,672
	4	10-9	N.Y.	Dodgers 5, Mets 4 (12)	Pena	McDowell	54,014
	5	10-10	N.Y.	Dodgers 7, Mets 4	Belcher	Fernandez	52,069
	6	10-11	L.A.	Mets 5, Dodgers 1	Cone	Leary	55,885
	7	10-12	L.A.	Dodgers 6, Mets 0	Hershiser	Darling	55,693

## WORLD SERIES RESULTS

Year	Game	Date	Site	Score	Winner	Loser	Attendance
1916	1	10-7	Bos	Red Sox 6, Dodgers 5	Shore	Marquard	36,117
	2	10-9	Bos	Red Sox 2, Dodgers 1 (14)	Ruth	Smith	41,373
	3	10-10	Brk	Dodgers 4, Red Sox 3	Coombs	Mays	21,087
	4	10-11	Brk	Red Sox 6, Dodgers 2	Leonard	Marquard	21,662
	5	10-12	Bos	Red Sox 4, Dodgers 1	Shore	Pfeffer	42,620
1920	1	10-5	Brk	Indians 3, Dodgers 1	Coveleski	Marquard	23,573
	2	10-6	Brk	Dodgers 3, Indians 0	Grimes	Bagby	22,559
	3	10-7	Brk	Dodgers 2, Indians 1	S. Smith	Caldwell	25,088
	4	10-9	Cle	Indians 5, Dodgers 1	Coveleski	Cadore	25,734
	5	10-10	Cle	Indians 8, Dodgers 1	Bagby	Grimes	26,884
	6	10-11	Cle	Indians 1, Dodgers 0	Mails	S. Smith	27,194
	7	10-12	Cle	Indians 3, Dodgers 0	Coveleski	Grimes	27,525
1941	1	10-1	N.Y.	Yankees 3, Dodgers 2	Ruffing	Davis	68,540
	2	10-2	N.Y.	Dodgers 3, Yankees 2	Wyatt	Chandler	66,248
	3	10-4	Brk	Yankees 2, Dodgers 1	Russo	Casey	33,100
	4	10-5	Brk	Yankees 7, Dodgers 4	Murphy	Casey	33,813
	5	10-6	Brk	Yankees 3, Dodgers 1	Banham	Wyatt	34,072
1947	1	9-30	N.Y.	Yankees 5, Dodgers 3	Shea	Branca	73,365
	2	10-1	N.Y.	Yankees 10, Dodgers 3	Reynolds	Lombardi	69,865
	3	10-2	Brk	Dodgers 9, Yankees 8	Casey	Newsom	33,098
	4	10-3	Brk	Dodgers 3, Yankees 2	Casey	Bevens	33,443
	5	10-4	Brk	Yankees 2, Dodgers 1	Shea	Barney	34,379
	6	10-5	N.Y.	Dodgers 8, Yankees 6	Branca	Page	74,065
	7	10-6	N.Y.	Yankees 5, Dodgers 2	Page	Gregg	71,548
1949	1	10-5	N.Y.	Yankees 1, Dodgers 0	Reynolds	Newcombe	66,230
	2	10-6	N.Y.	Dodgers 1, Yankees 0	Roe	Raschi	70,053
	3	10-7	Brk	Yankees 4, Dodgers 3	Page	Branca	32,788
	4	10-8	Brk	Yankees 6, Dodgers 4	Lopat	Newcombe	33,934
	5	10-9	Brk	Yankees 10, Dodgers 6	Raschi	Barney	33,711
1952	1	10-1	Brk	Dodgers 4, Yankees 2	Black	Reynolds	34,861
	2	10-2	Brk	Yankees 7, Dodgers 1	Raschi	Erskine	33,792
	3	10-3	N.Y.	Dodgers 5, Yankees 3	Roe	Lopat	66,698
	4	10-4	N.Y.	Yankees 2, Dodgers 0	Reynolds	Black	71,787
	5	10-5	N.Y.	Dodgers 6, Yankees 5 (11)	Erskine	Sain	70,536
	6	10-6	Brk	Yankees 3, Dodgers 2	Raschi	Loes	33,195
	7	10-7	Brk	Yankees 4, Dodgers 2	Reynolds	Black	33,195
1953	1	9-30	N.Y.	Yankees 9, Dodgers 5	Sain	Labine	69,374
	2	10-1	N.Y.	Yankees 4, Dodgers 2	Lopat	Roe	66,786
	3	10-2	Brk	Dodgers 3, Yankees 2	Erskine	Raschi	35,270
	4	10-3	Brk	Dodgers 7, Yankees 3	Loes	Ford	36,775
	5	10-4	Brk	Yankees 11, Dodgers 7	McDonald	Podres	36,775
	6	10-5	N.Y.	Yankees 4, Dodgers 3	Reynolds	Labine	62,370
1955	1	9-28	N.Y.	Yankees 6, Dodgers 5	Ford	Newcombe	63,869
	2	9-29	N.Y.	Yankees 4, Dodgers 2	Byrne	Loes	64,707
	3	9-30	Brk	Dodgers 8, Yankees 3	Podres	Turley	34,209
	4	10-1	Brk	Dodgers 8, Yankees 5	Labine	Larsen	36,242
	5	10-2	Brk	Dodgers 5, Yankees 3	Craig	Grim	36,796
	6	10-3	N.Y.	Yankees 5, Dodgers 1	Ford	Spooner	64,022
	7	10-4	N.Y.	Dodgers 2, Yankees 0	Podres	Byrne	62,465
1956	1	10-3	Brk	Dodgers 6, Yankees 3	Maglie	Ford	34,479
	2	10-5	Brk	Dodgers 13, Yankees 8	Bessent	Morgan	36,217
	3	10-6	N.Y.	Yankees 5, Dodgers 3	Ford	Craig	73,977
	4	10-7	N.Y.	Yankees 6, Dodgers 2	Sturdivant	Erskine	69,705
	5	10-8	N.Y.	Yankees 2, Dodgers 0	Larsen	Maglie	64,519
	6	10-9	Brk	Dodgers 1, Yankees 0 (10)	Labine	Turley	33,224
	7	10-10	Brk	Yankees 9, Dodgers 0	Kucks	Newcombe	33,782
1959	1	10-1	Chi	White Sox 11, Dodgers 0	Wynn	Craig	48,013
	2	10-2	Chi	Dodgers 4, White Sox 3	Podres	Shaw	47,368
	3	10-4	L.A.	Dodgers 3, White Sox 1	Drysdale	Donovan	92,394
	4	10-5	L.A.	Dodgers 5, White Sox 4	Sherry	Staley	92,650
	5	10-6	L.A.	White Sox 1, Dodgers 0	Shaw	Koufax	92,706
	6	10-8	Chi	Dodgers 9, White Sox 3	Sherry	Wynn	47,653
1963	1	10-2	N.Y.	Dodgers 5, Yankees 2	Koufax	Ford	69,000
	2	10-3	N.Y.	Dodgers 4, Yankees 1	Podres	Downing	66,455
	3	10-5	L.A.	Dodgers 1, Yankees 0	Drysdale	Bouton	55,912
	4	10-6	L.A.	Dodgers 2, Yankees 1	Koufax	Ford	55,912
1965	1	10-6	Min	Twins 8, Dodgers 2	Grant	Drysdale	47,797
	2	10-7	Min	Twins 5, Dodgers 1	Kaat	Koufax	48,700
	3	10-9	L.A.	Dodgers 4, Twins 0	Osteen	Pascual	55,934
	4	10-10	L.A.	Dodgers 7, Twins 2	Drysdale	Grant	55,920
	5	10-11	L.A.	Dodgers 7, Twins 0	Koufax	Kaat	55,801
	6	10-13	Min	Twins 5, Dodgers 1	Grant	Osteen	49,578
	7	10-14	Min	Dodgers 2, Twins 0	Koufax	Kaat	50,596
1966	1	10-5	L.A.	Orioles 5, Dodgers 2	Drabowsky	Drysdale	55,941
	2	10-6	L.A.	Orioles 6, Dodgers 0	Palmer	Koufax	55,947
	3	10-8	Balt	Orioles 1, Dodgers 0	Bunker	Osteen	54,445
	4	10-9	Balt	Orioles 1, Dodgers 0	McNally	Drysdale	54,458
1974	1	10-12	L.A.	Athletics 3, Dodgers 2	Fingers	Messersmith	55,974
	2	10-13	L.A.	Dodgers 3, Athletics 2	Sutton	Blue	55,989
	3	10-15	Oak	Athletics 3, Dodgers 2	Hunter	Downing	49,347
	4	10-16	Oak	Athletics 5, Dodgers 2	Holtzman	Messersmith	49,347
	5	10-17	Oak	Athletics 3, Dodgers 2	Odum	Marshall	49,347

## WORLD SERIES RESULTS (Continued)

Year	Game	Date	Site	Score	Winner	Loser	Attendance
1977	1	10-11	N.Y.	Yankees 4, Dodgers 3 (12)	Lyle	Rhoden	56,668
	2	10-12	N.Y.	Dodgers 6, Yankees 1	Hooton	Hunter	56,691
	3	10-14	L.A.	Yankees 5, Dodgers 3	Torrez	John	55,992
	4	10-15	L.A.	Yankees 4, Dodgers 2	Guidry	Rau	55,995
	5	10-16	L.A.	Dodgers 10, Yankees 4	Sutton	Gullett	55,955
	6	10-18	N.Y.	Yankees 8, Dodgers 4	Torrez	Hooton	56,407
1978	1	10-10	L.A.	Dodgers 11, Yankees 5	John	Figueroa	55,997
	2	10-11	L.A.	Dodgers 4, Yankees 3	Hooton	Hunter	55,982
	3	10-13	N.Y.	Yankees 5, Dodgers 1	Guidry	Sutton	56,447
	4	10-14	N.Y.	Yankees 4, Dodgers 3 (10)	Gossage	Welch	56,445
	5	10-15	N.Y.	Yankees 12, Dodgers 2	Beattie	Hooton	56,448
	6	10-17	L.A.	Yankees 7, Dodgers 2	Hunter	Sutton	55,985
1981	1	10-20	N.Y.	Yankees 5, Dodgers 3	Guidry	Reuss	56,470
	2	10-21	N.Y.	Yankees 3, Dodgers 0	John	Hooton	56,505
	3	10-23	L.A.	Dodgers 5, Yankees 4	Valenzuela	Frazier	56,236
	4	10-24	L.A.	Dodgers 8, Yankees 7	Howe	Frazier	56,242
	5	10-25	L.A.	Dodgers 2, Yankees 1	Reuss	Guidry	56,115
	6	10-28	N.Y.	Dodgers 9, Yankees 2	Hooton	Frazier	56,513
1988	1	10-15	L.A.	Dodgers 5, Athletics 4	Peña	Eckersley	55,983
	2	10-16	L.A.	Dodgers 6, Athletics 0	Hershiser	Davis	56,051
	3	10-18	Oak	Athletics 2, Dodgers 1	Honeycutt	Howell	49,316
	4	10-19	Oak	Dodgers 4, Athletics 3	Belcher	Stewart	49,317
	5	10-20	Oak	Dodgers 5, Athletics 2	Hershiser	Davis	49,317

## AWARD WINNING DODGERS

<b>Most Valuable Player: (12)</b>	<b>Rookie Of The Year: (16)</b>	Orel Hershiser	1991
Jake Daubert	1913 Jackie Robinson	Tim Wallach	1994
Dazy Vance	1924 Don Newcombe		
Dolph Camilli	1941 Joe Black		
Jackie Robinson	1949 Jim Gilliam	<b>All-Star Game MVP: (4)</b>	
Roy Campanella	1951 Frank Howard	Maury Wills (first game)	1962
Roy Campanella	1953 Jim Lefebvre	Steve Garvey	1974
Roy Campanella	1955 Ted Sizemore	Don Sutton	1977
Don Newcombe	1956 Rick Sutcliffe	Steve Garvey	1978
Maury Wills	1962 Steve Howe	<b>Mike Piazza</b>	<b>1996</b>
Sandy Koufax	1963 Fernando Valenzuela		
Steve Garvey	1974 Steve Sax	<b>World Series MVP: (6)</b>	
Kirk Gibson	1988 <b>Eric Karros</b>	Johnny Podres	1955
	<b>Mike Piazza</b>	Larry Sherry	1959
	<b>Raul Mondesi</b>	Sandy Koufax	1963
<b>Cy Young Award: (8)</b>	1956 <b>Hideo Nomo</b>	Sandy Koufax	1965
Don Newcombe	1962 <b>Todd Hollandsworth</b>	Ron Cey, Pedro Guerrero,	
Don Drysdale	1963	Steve Yeager	1981
Sandy Koufax	1965	Orel Hershiser	1988
Sandy Koufax	1966 <b>Comeback Player: (9)</b>		
Sandy Koufax	1966 Phil Regan	1966	
Mike Marshall	1974 Al Downing	1971	<b>Championship Series MVP: (4)</b>
Fernando Valenzuela	1981 Jimmy Wynn	1974	Steve Garvey
Orel Hershiser	1988 Tommy John	1976	Burt Hooton
	Jerry Reuss	1980	Orel Hershiser
	Pedro Guerrero	1987	
	Tim Leary	1988	

## DODGER CHAMPIONS IN THE NATIONAL LEAGUE

<b>Batting: (10)</b>		Tommy Davis	1962	230
Jake Daubert	1913 .350	Steve Garvey	1978	202
Jake Daubert	1914 .329	Steve Garvey	1980	200
Zack Wheat	1918 .335			
Lefty O'Doul	1932 .368	<b>Singles: (15)</b>		
Pete Reiser	1941 .343	"Wee" Willie Keeler	1900	179
Dixie Walker	1944 .357	Jake Daubert	1911	146 **
Jackie Robinson	1949 .342	Jake Daubert	1913	152
Carl Furillo	1953 .344	Ivy Olson	1919	140
Tommy Davis	1962 .346	Zack Wheat	1924	149
Tommy Davis	1963 .326	Milt Stock	1925	164
		Lefty O'Doul	1932	158 **
		Maury Wills	1961	150
<b>Runs: (8)</b>		Maury Wills	1962	179
Pete Reiser	1941 117	Maury Wills	1965	165 **
Arky Vaughan	1943 112	Steve Sax	1986	157
Eddie Stanky	1945 128	Steve Sax	1988	147
Pee Wee Reese	1949 132	Brett Butler	1991	162
Duke Snider	1953 132	Brett Butler	1992	143
Duke Snider	1954 120 **	Brett Butler	1993	149
Duke Snider	1955 126			
Brett Butler	1991 112	<b>Doubles: (4)</b>		
		Red Smith	1913	40
<b>Hits: (6)</b>		John Frederick	1929	52
"Wee" Willie Keeler	1900 208	Pete Reiser	1941	39 **
Ivy Olson	1919 164	Wes Parker	1970	47
Duke Snider	1950 199			

## DODGER CHAMPIONS IN THE NATIONAL LEAGUE (Continued)

**Triples: (15)**

Jimmy Sheppard	1901	21
Harry Lumley	1904	18
Whitey Alperman	1907	16 **
Jake Daubert	1918	15
Hy Myers	1919	14 **
Hy Myers	1920	22
Pete Reiser	1941	17
Luis Olmo	1945	13
Jim Gilliam	1953	17
Wally Moon	1959	11 **
Charlie Neal	1959	11 **
Willie Davis	1962	10
Maury Wills	1962	10 **
Willie Davis	1970	16
Brett Butler	1994	9 **

**Home Runs: (7)**

Jimmy Sheppard	1903	9
Harry Lumley	1904	9
Tim Jordan	1906	12
Tim Jordan	1908	12
Jack Fournier	1924	27
Dolph Camilli	1941	34
Duke Snider	1956	43

**RBI: (6)**

Hy Myers	1919	73
Dolph Camilli	1941	120
Dixie Walker	1945	124
Roy Campanella	1953	142
Duke Snider	1955	136
Tommy Davis	1962	153

**Total Bases: (6)**

Zack Wheat	1916	262
Hy Myers	1919	223
Pete Reiser	1941	299
Duke Snider	1949	343
Duke Snider	1953	370
Duke Snider	1954	378

**Stolen Bases: (15)**

Jimmy Sheppard	1903	67 **
Pete Reiser	1942	20
Arky Vaughan	1943	20
Pete Reiser	1946	34
Jackie Robinson	1947	29
Jackie Robinson	1949	37
Pee Wee Reese	1952	30
Maury Wills	1960	50
Maury Wills	1961	35
Maury Wills	1962	104
Maury Wills	1963	40
Maury Wills	1964	53
Maury Wills	1965	94
Davey Lopes	1975	77
Davey Lopes	1976	63

**Walks: (11)**

Jack Fournier	1925	86
Dolph Camilli	1938	119
Dolph Camilli	1939	110
Augie Galan	1943	103
Augie Galan	1944	101
Eddie Stanky	1945	148
Eddie Stanky	1946	137
Pee Wee Reese	1947	104 **
Duke Snider	1956	99
Jim Gilliam	1959	96
Brett Butler	1991	108

**Slugging: (8)**

Jimmy Sheppard	1901	.536
Harry Lumley	1906	.477
Zack Wheat	1916	.461
Hy Myers	1919	.436
Pete Reiser	1941	.558
Duke Snider	1953	.627
Duke Snider	1956	.598
Pedro Guerrero	1985	.577

**Wins: (13)**

Burleigh Grimes	1921	22
Dazzy Vance	1924	28
Dazzy Vance	1925	22
Kirby Higbe	1941	22 **
Whit Wyatt	1941	22 **
Don Newcombe	1956	27
Don Drysdale	1962	25 **
Sandy Koufax	1963	25
Sandy Koufax	1965	26
Sandy Koufax	1966	27 **
Andy Messersmith	1974	20
Fernando Valenzuela	1986	21 **
Orel Hershiser	1988	23

**Earned Run Average: (11)**

Dazzy Vance	1924	2.16
Dazzy Vance	1928	2.09
Dazzy Vance	1930	2.61
Johnny Podres	1957	2.66
Sandy Koufax	1962	2.54
Sandy Koufax	1963	1.88
Sandy Koufax	1964	1.74
Sandy Koufax	1965	2.04
Sandy Koufax	1966	1.73
Don Sutton	1980	2.21
Alejandro Peña	1984	2.48

**Shutouts: (30)**

Nap Rucker	1912	6
Clarence Mitchell	1921	3
Dazzy Vance	1922	5 **
Dazzy Vance	1925	4
Dazzy Vance	1928	4 **
Douglas McWeeny	1928	4 **
Dazzy Vance	1930	4 **
Van Lingle Mungo	1935	4 **
Whit Wyatt	1940	5 **
Whit Wyatt	1941	7 **
Don Newcombe	1949	5
Johnny Podres	1957	6 **
Roger Craig	1959	4 **
Don Drysdale	1959	4 **
Sandy Koufax	1963	11 **
Sandy Koufax	1964	7
Sandy Koufax	1966	5
Al Downing	1971	5 **
Don Sutton	1972	9 **
Andy Messersmith	1975	7
Jerry Reuss	1980	6
Fernando Valenzuela	1981	8
Orel Hershiser	1984	4 **
Alejandro Pena	1984	4 **
Bob Welch	1987	4 **
Orel Hershiser	1988	8 **
Tim Belcher	1989	8
Mike Morgan	1990	4 **
<b>Ramon Martínez</b>	<b>1994</b>	<b>3 **</b>
<b>Hideo Nomo</b>	<b>1995</b>	<b>3 **</b>

**DODGER CHAMPIONS IN THE NATIONAL LEAGUE (Continued)****Strikeouts Champions: (19)**

Burleigh Grimes	1921	136
Dazzy Vance	1922	134
Dazzy Vance	1923	197
Dazzy Vance	1924	262
Dazzy Vance	1925	221
Dazzy Vance	1926	140
Dazzy Vance	1927	184
Dazzy Vance	1928	200
Van Lingle Mungo	1936	238
Don Newcombe	1951	164 **
Don Drysdale	1959	242
Don Drysdale	1960	246
Sandy Koufax	1961	269
Don Drysdale	1962	232
Sandy Koufax	1963	306
Sandy Koufax	1965	382
Sandy Koufax	1966	317
Fernando Valenzuela	1981	180
Hideo Nomo	1995	236

**Winning Percentage: (17)\***

Burleigh Grimes	1920	.676	23-11
Freddie Fitzsimmons	1940	.889	16-2
Larry French	1942	.789	15-4
Preacher Roe	1949	.714	15-6
Preacher Roe	1951	.880	22-3
Carl Erskine	1953	.769	20-6
Don Newcombe	1955	.800	20-5

Don Newcombe	1956	.794	27-7
Johnny Podres	1961	.783	18-5
Ron Perranoski	1963	.842	16-3
Sandy Koufax	1964	.792	19-5
Sandy Koufax	1965	.765	26-8
Phil Regan	1966	.933	14-1
Tommy John	1973	.696	16-7
Tommy John	1974	.813	13-3
Rick Rhoden	1976	.800	12-3
Orel Hershiser	1985	.864	19-3

**Saves: (13)**

Johnny Morrison	1929	8 **
Jack Quinn	1931	15
Jack Quinn	1932	8
Dutch Leonard	1935	8
Hugh Casey	1942	13
Les Webber	1943	10
Hugh Casey	1947	18
Jim Hughes	1954	24
Clem Labine	1956	19
Clem Labine	1957	17
Phil Regan	1966	21
Mike Marshall	1974	21
Todd Worrell	1996	44 **

\* Among pitchers with 15 or more decisions

\*\* Tied for league lead

All N.L. champions since 1900

**BROOKLYN AND LOS ANGELES ALL-STARS**

1933 - Max Carey, Cch.; Tony Cuccinello, 2B

1934 - Casey Stengel, Cch.; Al Lopez, C; Van Lingle Mungo, P

1936 - Van Lingle Mungo, P

1937 - Van Lingle Mungo, P

1938 - Leo Durocher, SS; Cookie Lavagetto, 3B; Babe Phelps, C (Phelps was selected but was replaced by Harry Danning of New York)

1939 - Dolph Camilli, 1B; Cookie Lavagetto, 3B; Babe Phelps, C; Whit Wyatt, P

1940 - Pete Goscarart, 2B; Leo Durocher, SS; Cookie Lavagetto, 3B; Joe Medwick, OF; Babe Phelps, C; Whit Wyatt, P

1941 - Dolph Camilli, 1B (Camilli was selected but was replaced by Frank McCormick of Cincinnati); Billy Herman, 2B; Cookie Lavagetto, 3B; Joe Medwick, OF (Medwick replaced Hank Leiber of Chicago); Mickey Owen, C; Pete Reiser, OF; Whit Wyatt, P

1942 - Leo Durocher, Mgr.; Billy Herman, 2B; Joe Medwick, OF; Mickey Owen, C; Pee Wee Reese, SS; Pete Reiser, OF; Arky Vaughan, 3B; Whit Wyatt, P

1943 - Augie Galan, OF; Billy Herman, 2B; Mickey Owen, C; Dixie Walker, OF

1944 - Augie Galan, OF; Mickey Owen, C; Dixie Walker, OF

1946 - Kirby Higbe, P; Pee Wee Reese, SS (Reese was selected but was replaced by Frank McCormick of Philadelphia); Pete Reiser, OF; Dixie Walker, OF

1947 - Ralph Branca, P; Bruce Edwards, C; Pee Wee Reese, SS (Reese replaced Eddie Miller of Cincinnati); Eddie Stanky, 2B; Dixie Walker, OF

1948 - Leo Durocher, Mgr.; Ralph Branca, P; Pee Wee Reese, SS

1949 - Burt Shotton, Cch.; Ralph Branca, P; Roy Campanella, C; Gil Hodges, 1B; Don Newcombe, P; Pee Wee Reese, SS; Jackie Robinson, 2B; Preacher Roe, P

1950 - Burt Shotton, Mgr.; Roy Campanella, C; Gil Hodges, 1B; Don Newcombe, P; Pee Wee Reese, SS; Jackie Robinson, 2B; Preacher Roe, P; Duke Snider, OF

1951 - Roy Campanella, C; Gil Hodges, 1B; Don Newcombe, P; Pee Wee Reese, SS; Jackie Robinson, 2B; Preacher Roe, P; Duke Snider, OF

1952 - Roy Campanella, C; Carl Furillo, OF; Gil Hodges, 1B; Pee Wee Reese, SS; Jackie Robinson, 2B; Preacher Roe, P (Roe was selected but was replaced by Jim Hearn of New York); Duke Snider, OF

1953 - Charles Dressen, Mgr.; Roy Campanella, C; Carl Furillo, OF; Gil Hodges, 1B; Pee Wee Reese, SS; Jackie Robinson, 3B; Duke Snider, OF

1954 - Walter Alston, Mgr.; Roy Campanella, C; Carl Erskine, P; Gil Hodges, 1B; Pee Wee Reese, SS; Jackie Robinson, OF; Duke Snider, OF

1955 - Roy Campanella, C (Campanella was selected but was replaced by Stan Lopata of Philadelphia); Gil Hodges, 1B; Don Newcombe, P; Duke Snider, OF

1956 - Walter Alston, Mgr.; Roy Campanella, C; Jim Gilliam, 2B; Clem Labine, P; Duke Snider, OF

1957 - Walter Alston, Mgr.; Gino Cimoli, OF; Gil Hodges, 1B; Clem Labine, P

1958 - Johnny Podres, P; John Roseboro, C

1959 - (First Game) Don Drysdale, P; Wally Moon, OF (Second Game) Don Drysdale, P; Jim Gilliam, 3B; Wally Moon, OF; Charlie Neal, 2B

1960 - (First and Second Game) Walter Alston, Mgr.; Norm Larker, 1B; Charlie Neal, 2B; Johnny Podres, P; Stan Williams, P

1961 - (First Game) Sandy Koufax, P; John Roseboro, C; Maury Wills, SS (Second Game) Don Drysdale, P; Sandy Koufax, P; John Roseboro, C; Maury Wills, SS

1962 - (First Game) Tommy Davis, OF; Don Drysdale, P; Sandy Koufax, P; John Roseboro, C; Maury Wills, SS (Second Game) Tommy Davis, OF; Johnny Podres, P; John Roseboro, C; Maury Wills, SS

1963 - Tommy Davis, OF; Don Drysdale, P; Sandy Koufax, P; Maury Wills, SS

1964 - Walter Alston, Mgr.; Don Drysdale, P; Sandy Koufax, P

**BROOKLYN AND LOS ANGELES ALL-STARS** (Continued)

**1965** – Don Drysdale, P; Sandy Koufax, P; Maury Wills, SS  
**1966** – Walter Alston, Mgr.; Sandy Koufax, P; Jim Lefebvre, 2B; Phil Regan, P; Maury Wills, SS  
**1967** – Walter Alston, Mgr.; Don Drysdale, P; Claude Osteen, P  
**1968** – Don Drysdale, P; Tom Haller, C  
**1969** – Bill Singer, P  
**1970** – Bill Grabarkewitz, SS; Claude Osteen, P  
**1971** – Walter Alston, Cch.; Willie Davis, OF  
**1972** – Don Sutton, P  
**1973** – Jim Brewer, P; Willie Davis, OF; Manny Mota, OF; Claude Osteen, P; Bill Russell, SS (Russell replaced Dave Concepcion of Cincinnati); Don Sutton, P  
**1974** – Ron Cey, 3B; Steve Garvey, 1B; Mike Marshall, P; Andy Messersmith, P; Jimmy Wynn, OF  
**1975** – Walter Alston, Mgr.; Ron Cey, 3B; Steve Garvey, 1B; Mike Marshall, P; Andy Messersmith, P; Don Sutton, P; Jimmy Wynn, OF  
**1976** – Ron Cey, 3B; Steve Garvey, 1B; Rick Rhoden, P; Bill Russell, SS  
**1977** – Tommy Lasorda, Cch.; Ron Cey, 3B; Steve Garvey, 1B; Don Sutton, P; Reggie Smith, OF  
**1978** – Tommy Lasorda, Mgr; Ron Cey, 3B; Steve Garvey, 1B; Tommy John, P; Davey Lopes, 2B; Rick Monday, OF; Reggie Smith, OF  
**1979** – Tommy Lasorda, Mgr.; Ron Cey, 3B; Steve Garvey, 1B; Davey Lopes, 2B  
**1980** – Steve Garvey, 1B; Davey Lopes, 2B; Jerry Reuss, P; Bill Russell, SS; Reggie Smith, OF; Bob Welch, P

**1981** – Dusty Baker, OF; Steve Garvey, 1B; Pedro Guerrero, OF; Burt Hooton, P; Davey Lopes, 2B; Fernando Valenzuela, P  
**1982** – Tommy Lasorda, Mgr.; Dusty Baker, OF; Steve Howe, P; Steve Sax, 2B; Fernando Valenzuela, P  
**1983** – Tommy Lasorda, Cch.; Pedro Guerrero, 3B; Steve Sax, 2B; Fernando Valenzuela, P  
**1984** – Tommy Lasorda, Cch.; Mike Marshall, OF; Fernando Valenzuela, P (Valenzuela replaced Joaquin Andujar of St.L.)  
**1985** – Pedro Guerrero, OF (Guerrero was selected but was replaced by Glenn Wilson of Philadelphia); Fernando Valenzuela, P  
**1986** – Tommy Lasorda, Cch.; Steve Sax, 2B; Fernando Valenzuela, P  
**1987** – Pedro Guerrero, 3B; Orel Hershiser, P  
**1988** – Orel Hershiser, P  
**1989** – Tommy Lasorda, Mgr.; Orel Hershiser, P; Jay Howell, P; Willie Randolph, 2B; Mike Scioscia, C  
**1990** – Ramon Martinez, P; Mike Scioscia, C  
**1991** – Brett Butler, OF; Ramon Martinez, P (Martinez was selected but was replaced by Mike Morgan of Los Angeles); Mike Morgan, P; Eddie Murray, 1B; Juan Samuel, 2B; Darryl Strawberry, OF (Strawberry was selected but was replaced by Ivan Calderon of Montreal)  
**1992** – Mike Sharperson, 3B  
**1993** – Mike Piazza, C, Tommy Lasorda, Cch.  
**1994** – Mike Piazza, C  
**1995** – Raul Mondesi, OF; Hideo Nomo, P; Jose Offerman, SS; Mike Piazza, C; Todd Worrell, P  
**1996** – Mike Piazza, C; Todd Worrell, P  
**1997** – Mike Piazza, C

**RAWLINGS GOLD GLOVE AWARD WINNERS**

1957 Gil Hodges, 1B	1968 Wes Parker, 1B	1975 Steve Garvey, 1B
1958 Gil Hodges, 1B	1969 Wes Parker, 1B	Andy Messersmith, P
1959 Gil Hodges, 1B	1970 Wes Parker, 1B	1976 Steve Garvey, 1B
Charlie Neal, 2B	1971 Wes Parker, 1B	1977 Steve Garvey, 1B
1960 Wally Moon, OF	Willie Davis, OF	1978 Davey Lopes, 2B
1961 John Roseboro, C	1972 Willie Davis, OF	1981 Dusty Baker, OF
Maury Wills, SS	Wes Parker, 1B	1986 F. Valenzuela, P
1962 Maury Wills, SS	1973 Willie Davis, OF	1988 Orel Hershiser, P
1966 John Roseboro, C	1974 Steve Garvey, 1B	<b>1995 Raul Mondesi, OF</b>
1967 Wes Parker, 1B	Andy Messersmith, P	<b>1997 Raul Mondesi, OF</b>

**SPORTING NEWS AWARDS**

<b>National League Most Valuable Player</b>	Frank Howard	1960
Dolph Camilli	1941	<b>Eric Karros</b>
		<b>1992</b>
		<b>Mike Piazza</b>
		<b>1993</b>
<b>National League Player of the Year</b>	<b>Raul Mondesi</b>	<b>1994</b>
Roy Campanella	1953	
Duke Snider	1955	<b>National League Rookie Pitcher of the Year</b>
Maury Wills	1962	Don Sutton
		1966
		Rick Sutcliffe
		1979
<b>National League Pitcher of the Year</b>		Fernando Valenzuela
Preacher Roe	1951	1981
Don Newcombe	1956	Tim Lincecum
Don Drysdale	1962	1988
Sandy Koufax	1963	<b>Hideo Nomo</b>
Sandy Koufax	1964	<b>1995</b>
Sandy Koufax	1965	
Sandy Koufax	1966	<b>National League Fireman of the Year</b>
Mike Marshall	1974	Phil Regan
Fernando Valenzuela	1981	1966
Orel Hershiser	1988	Phil Regan
		(played part of the season with Cubs)
		1974
		<b>Major League Player of the Year</b>
		Duke Snider
		1955
		Maury Wills and Don Drysdale
		1962
<b>National League Rookie of the Year</b>		Sandy Koufax
Jackie Robinson (combined selection)	1947	1963
Don Newcombe	1949	Sandy Koufax
Joe Black	1952	1965
Jim Gilliam	1953	Fernando Valenzuela
		1981
		Orel Hershiser
		1988

## SPORTING NEWS AWARDS (Continued)

<b>Major League Manager of the Year</b>		Jackie Robinson, 2nd Base	1952
Leo Durocher	1939	Pee Wee Reese, Shortstop	1953
Walter Alston	1955	Duke Snider, Outfield	1953
Walter Alston	1959	Carl Furillo, Outfield	1953
Walter Alston	1963	Roy Campanella, Catcher	1953
		Duke Snider, Outfield	1954
		Duke Snider, Outfield	1955
<b>National League Manager of the Year</b>		Roy Campanella, Catcher	1955
<b>Tommy Lasorda</b>	(tie) <b>1988</b>	Don Newcombe, Pitcher	1955
		Don Newcombe, Pitcher	1956
<b>Major League Executive of the Year</b>			
Larry MacPhail	1939		
Branch Rickey	1947		
Walter O'Malley	1955		
Buzzie Bavasi	1959		
<b>Fred Claire</b>	<b>1988</b>		
<b>Silver Slugger</b>			
Dusty Baker, Outfield	1980		
Dusty Baker, Outfield	1981		
Fernando Valenzuela, Pitcher	1981		
Pedro Guerrero, Outfield	1982		
Fernando Valenzuela, Pitcher	1983		
Steve Sax, 2nd Base	1986		
Kirk Gibson, Outfield	1988		
Tim Lary, Pitcher	1988		
Eddie Murray, First Base	1990		
<b>Mike Piazza, Catcher</b>	<b>1993</b>		
Orel Hershiser, Pitcher	1993		
<b>Mike Piazza, Catcher</b>	<b>1994</b>		
<b>Mike Piazza, Catcher</b>	<b>1995</b>		
<b>Eric Karros, First Base</b>	<b>1995</b>		
<b>Mike Piazza, Catcher</b>	<b>1996</b>		
<b>Mike Piazza, Catcher</b>	<b>1997</b>		
		<b>National League All-Star*</b>	
		Maury Wills, Shortstop	1961
		Maury Wills, Shortstop	1962
		Tommy Davis, Outfield	1962
		Don Drysdale, Pitcher	1962
		Jim Gilliam, 2nd Base	1963
		Tommy Davis, Outfield	1963
		Sandy Koufax, Pitcher	1963
		Sandy Koufax, Pitcher	1964
		Maury Wills, Shortstop	1965
		Sandy Koufax, Pitcher	1965
		Sandy Koufax, Pitcher	1966
		Willie Davis, Outfield	1971
		Bill Russell, Shortstop	1973
		Steve Garvey, 1st Base	1974
		Jimmy Wynn, Outfield	1974
		Andy Messersmith, Pitcher	1974
		Steve Garvey, 1st Base	1975
		Don Sutton, Pitcher	1976
		Steve Garvey, 1st Base	1977
		Steve Garvey, 1st Base	1978
		Davey Lopes, 2nd Base	1978
		Davey Lopes, 2nd Base	1979
		Dusty Baker, Outfield	1980
		Pedro Guerrero, Outfield	1981
		Fernando Valenzuela, Pitcher	1981
		Pedro Guerrero, Outfield	1982
		Steve Sax, 2nd Base	1986
		Fernando Valenzuela, Pitcher	1986
		Orel Hershiser, Pitcher	1988
		Eddie Murray, 1st Base	1990
		Mike Scioscia, Catcher	1990
		<b>Mike Piazza, Catcher</b>	<b>1993</b>
		<b>Mike Piazza, Catcher</b>	<b>1994</b>
		<b>Mike Piazza, Catcher</b>	<b>1995</b>
		<b>Eric Karros, First Base</b>	<b>1995</b>
		<b>Mike Piazza, Catcher</b>	<b>1996</b>
		<b>Mike Piazza, Catcher</b>	<b>1997</b>
		*A National League and American League	
		Team were selected beginning in 1961.	

## MAJOR LEAGUE BASEBALL AWARDS

<b>National League Pitcher of the Month #</b>		<b>National League Player of the Month</b>	
Don Sutton	April 1975	Don Drysdale	July 1959
Don Sutton	May 1975	Don Drysdale	July 1960
Burt Hooton	August 1975	Sandy Koufax	June 1962
Burt Hooton	September 1975	Frank Howard	July 1962
Don Sutton	September 1976	Don Drysdale	May 1968
Jerry Reuss	June 1980	Willie Davis	August 1969
Fernando Valenzuela	April 1981	Bill Singer	July 1970
Steve Howe	June 1982	Don Sutton	April 1972
Burt Hooton	June 1983	Willie Crawford	May 1973
Rick Honeycutt	April 1984	Tommy John	April 1974
Orel Hershiser	July 1984	Steve Garvey	September 1976
Fernando Valenzuela	April 1985	Ron Cey	April 1977
Fernando Valenzuela	July 1985	Rick Monday	April 1978
Orel Hershiser	June 1987	Dusty Baker	June 1980
Orel Hershiser	April 1988	Dusty Baker	July 1983
Orel Hershiser	September 1988	Pedro Guerrero	June 1985
Tim Belcher	September 1989	Steve Sax	September 1986
<b>Ramon Martinez</b>	<b>June 1990</b>	Kal Daniels	September 1990
<b>Hideo Nomo</b>	<b>June 1995</b>	Brett Butler	July 1992
<b>Hideo Nomo</b>	<b>September 1996</b>	<b>Mike Piazza</b>	<b>*May 1994</b>
		<b>Mike Piazza</b>	<b>August 1995</b>
		<b>Mike Piazza</b>	<b>July 1997</b>
		<b>Mike Piazza</b>	<b>August 1997</b>

#Starting in 1975 a position player and pitcher were selected.

\*Co-winner

## MAJOR LEAGUE BASEBALL AWARDS (Continued)

## National League Player of the Week

Ron Cey	May 14-20, 1973
Willie Crawford	May 21-27, 1973
Willie Davis	July 9-15, 1973
Tommy John	*April 22-28, 1974
Jimmy Wynn	May 6-12, 1974
Mike Marshall	June 17-23, 1974
Davey Lopes	Aug. 19-25, 1974
Andy Messersmith	Sept. 16-22, 1974
Burt Hooton and Don Sutton	Aug. 4-10, 1975
Andy Messersmith	Sept. 8-14, 1975
Steve Garvey	May 17-23, 1976
Reggie Smith	July 5-11, 1976
Doug Rau	July 19-25, 1976
Don Sutton	Sept. 20-26, 1976
Ron Cey	April 18-24, 1977
Steve Garvey	June 20-26, 1977
Tommy John	Aug. 8-14, 1977
Rick Monday	April 17-23, 1978
Steve Garvey	Aug. 14-20, 1978
Dusty Baker	May 22-28, 1979
Manny Mota	Aug. 27-Sept. 3, 1979
Don Sutton	April 21-27, 1980
Bob Welch	May 12-18, 1980
Jerry Reuss	June 23-29, 1980
Fernando Valenzuela	April 6-12, 1981
Ron Cey	May 11-17, 1981
Fernando Valenzuela	Aug. 31-Sept. 6, 1981
Jerry Reuss	June 14-20, 1982
Pedro Guerrero	*Aug. 23-29, 1982
Dusty Baker	Sept. 6-12, 1982
Dusty Baker	July 11-17, 1983
Mike Marshall	Sept. 5-11, 1983
Candy Maldonado	April 16-22, 1984
Orel Hershiser	July 9-15, 1984
Pedro Guerrero	June 10-16, 1985
Pedro Guerrero	July 22-28, 1985
Mike Marshall	Sept. 9-15, 1985
Fernando Valenzuela	April 28-May 4, 1986
Fernando Valenzuela	May 19-25, 1986
Franklin Stubbs	July 14-20, 1986
Orel Hershiser	July 28-Aug. 3, 1986
Orel Hershiser	June 8-14, 1987
Alejandro Pena	Sept. 28-Oct. 4, 1987
Kal Daniels	April 4-10, 1988

Tim Leary	July 18-24, 1988
Orel Hershiser	Sept. 26-Oct. 2, 1988
Jose Gonzalez	June 26-July 2, 1989
Jay Howell	July 31-Aug. 6, 1989
Tim Belcher	Aug. 21-27, 1989
Darryl Strawberry	June 4-10, 1990
Fernando Valenzuela	June 25-July 1, 1990
Mike Morgan	June 17-23, 1991
Darryl Strawberry	Aug. 19-25, 1991
Tom Candiotti	April 13-19, 1992
Brett Butler	July 20-26, 1992
<b>Eric Karros</b>	<b>July 27-Aug. 2, 1992</b>
Kevin Gross	Aug. 17-23, 1992
<b>Mike Piazza</b>	<b>April 26-May 2, 1993</b>
<b>Mike Piazza</b>	<b>June 14-20, 1993</b>
<b>Mike Piazza</b>	<b>Sept.-Oct. 3, 1993</b>
<b>Mike Piazza</b>	<b>May 16-22, 1994</b>
<b>Raul Mondesi</b>	<b>April 25-30, 1995</b>
<b>Mike Piazza</b>	<b>May 1-7, 1995</b>
<b>Hideo Nomo</b>	<b>June 19-25, 1995</b>
<b>Ramon Martinez</b>	<b>July 10-16, 1995</b>
<b>Eric Karros</b>	<b>July 24-30, 1995</b>
<b>Eric Karros</b>	<b>Aug. 7-13, 1995</b>
<b>Mike Piazza</b>	<b>Aug. 21-27, 1995</b>
<b>Hideo Nomo</b>	<b>April 8-14, 1996</b>
<b>Hideo Nomo</b>	<b>Sept. 16-22, 1996</b>
<b>Mike Piazza</b>	<b>Aug. 25-31, 1997</b>

## Baseball Digest Rookie All-Star Teams (1971-96)

Ron Cey	1973
Davey Lopes	1973
Rick Sutcliffe	1979
Steve Howe	1980
Fernando Valenzuela	1981
Dave Stewart	1981
Steve Sax	1982
Tim Belcher	1988
<b>Eric Karros</b>	<b>1992</b>
Pedro Martinez	1993
<b>Mike Piazza</b>	<b>1993</b>
<b>Raul Mondesi</b>	<b>1994</b>
<b>Hideo Nomo</b>	<b>1995</b>
<b>Todd Hollandsworth</b>	<b>1996</b>

\* Co-winner

## BROOKLYN AND LOS ANGELES ALL-TIME ROSTER

Brooklyn, an incubator of baseball in the pre-Civil War era, had such strong clubs as the Atlantics, Eckfords and Excelsiors and didn't take to professional baseball until joining the American Association in 1884. The AA champs of 1889 had so many newlyweds on the roster they were known as the Bridegrooms. The club moved into the National League the following year and became dubbed the Trolley Dodgers because of the maze of streetcar tracks in the borough. The name shortened to Dodgers and became permanent, although during the managerial tenure of Ned Hanlon (1899-1905) it was changed to Superbas, and in Wilbert Robinson's reign (1914-1931) the team was often referred to as the Robins. But the name Dodgers is associated with some of baseball's all-time greats.

<b>A</b>	Allen, Horace	1919	Antonello, Bill	1953	
Aase, Don	1990	Allen, Johnny	1941-43	Appleton, Ed	1915-16
Abbey, Bert	1895-96	Almada, Mel	1939	Archer, Jimmy	1918
Abrams, Cal	1949-52	Alperman, Whitey J.	1906-09	Ashley, Billy	1992-
Aderholt, Morrie	1944-45	Alvarez, Orlando	1973-75	Aspromonte, Bob	1956, 60-61
Aguirre, Hank	1968	Amelung, Ed	1984, 86	Astacio, Pedro	1992-97
Ainsmith, Eddie	1923	Amoros, Sandy	1952, 54-57,	Auerbach, Rick	1974-76
Aitchison, Raleigh	1911, 14-15		59-60		
Albosta, Ed	1941	Anderson, Dave	1983-89, 92	<b>B</b>	
Alcaraz, Luis	1967-68	Anderson, Ferrell	1946	Babb, Charlie	1904-05
Alexander, Doyle	1971	Anderson, John	1894-99	Babich, Johnny	1934-35
Allen, Dick	1971	Andrews, Stan	1944-45	Bailey, Bob	1967-68
Allen, Frank	1912-14	Ankenman, Pat	1943-44	Bailey, Gene	1923-24
		Anthony, Eric	1997	Bailey, Sweetbreads	1921

Bailor, Bob	1984-85	Bream, Sid	1983-85	Carsey, Kid	1901
Baird, Doug	1919-20	Breeding, Marve	1963	Carter, Gary	1991
Baker, Dusty	1976-83	Brennan, Tom	1985	Caruthers, Bob	1890-91
Baker, Tom	1935-37	Brennan, William	1988	Casey, Doc	1899-1900, 06-07
Baldwin, Lady	1890	Bressler, Rube	1928-31	Casey, Hugh	1939-42, 46-48
Ballou, Win	1929	Brett, Ken	1979	Cassidy, Pete	1899
Bancroft, Dave	1928-29	Brewer, Jim	1964-75	Castillo, Robert	1977-81, 85
Bankhead, Dan	1947, 50-51	Brewer, Tony	1984	Castro, Juan	1995-
Banks, Willie	1995	Bridges, Rocky	1951-52	Catterson, Tom	1908-09
Banta, Jack	1947-50	Brock, Greg	1982-86	Cedeno, Cesar	1986
Barber, Turner	1923	Broderick, Matt	1903	Cedeno, Roger	1995-
Barbieri, Jim	1966	Brooks, Hubie	1990	Cey, Ron	1971-82
Barger, Cy	1910-12	Brooks, Jerry	1993	Chandler, Ed	1947
Barkley, Red	1943	Brouthers, Dan	1892-93	Chapman, Ben	1944-45
Barnes, Brian	1994	Brown, Eddie	1924-25	Chapman, Glenn	1934
Barnes, Jesse	1926-27	Brown, Elmer	1913-15	Cheney, Larry	1915-19
Barney, Rex	1943, 46-50	Brown, John	1897	Chervinko, Paul	1937-38
Barr, Bob	1935	Brown, Lindsay	1937	Chipman, Bob	1941-44
Barrett, Bob	1925, 27	Brown, Lloyd	1925	Christopher, Mike	1991
Bartley, Boyd	1943	Brown, Mace	1941	Churn, Chuck	1959
Bashang, Al	1918	Brown, Tommy	1944-45, 47-51	Cimoli, Gino	1956-58
Basinski, Eddie	1944-45	Browne, George	1911	Cisar, George	1937
Batch, Emil	1904-07	Browning, Pete	1894	Clabaugh, Moose	1926
Baxes, Jim	1959	Brubaker, Bruce	1967	Clancy, Bud	1932
Bean, Billy	1989	Bruske, Jim	1995-	Clark, Bob	1890
Beck, Boom-Boom	1933-34	Bryant, Ralph	1985-87	Clark, Dave	1996
Beck, Erve	1899	Bucher, Jim	1934-37	Clark, Watty	1927-37
Beckwith, Joe	1979-83, 86	Buckner, Bill	1969-76	Clement, Wally	1909
Behrman, Hank	1946-48	Buker, Cy	1945	Cohen, Alta	1931-32
Belanger, Mark	1982	Bunning, Jim	1969	Colavito, Rocky	1968
Belardi, Wayne	1950-51, 53-54	Burch, Al	1907-11	Collins, Bill	1913
Belcher, Tim	1987-91	Burdock, Jack	1891	Collins, Hub	1890-92
Bell, George	1907-11	Burk, Sandy	1910-12	Collum, Jackie	1957-58
Benge, Ray	1933-35	Burke, Glenn	1976-78	Connors, Chuck	1949
Benzinger, Todd	1992	Burns, Oyster	1890-95	Cook, Dennis	1990-91
Berg, Moe	1923	Burrell, Buster	1895-97	Coombs, Jack	1915-18
Bergen, Bill	1904-11	Burright, Larry	1962	Cooney, Johnny	1935-37, 43-44
Berres, Ray	1934, 36	Busch, Mike	1995-	Corbitt, Claude	1945
Bessent, Don	1955-58	Bushong, Doc	1890	Corcoran, Tommy	1892-96
Bilko, Steve	1958	Butcher, Max	1936-38	Corgan, Chuck	1925, 27
Billingham, Jack	1968	Butler, Brett	1991-97	Corkhill, Pop	1890
Birkofer, Ralph	1937	Butler, John	1906-07	Corriden, John	1946
Birrer, Babe	1958	Butler, Johnny	1926-27	Coscarart, Pete	1938-41
Bissonette, Del	1928-31, 33			Coulson, Bob	1910-11
Black, Joe	1952-55			Covington, Wes	1966
Blanco, Henry	1997-	<b>C</b>		Cox, Billy	1948-54
Blethen, Clarence	1929	Cabell, Enos	1985-86	Cox, Dick	1925-26
Blowers, Mike	1996	Gadore, Leon	1915-23	Crabbe, George	1910
Blue, Lu	1933	Caldwell, Bruce	1932	Craig, Roger	1955-61
Boehler, George	1926	Callahan, Leo	1913	Crane, Cannonball	1893
Bohne, Sammy	1926	Calmus, Dick	1963	Crane, Sam	1922
Bolling, John	1944	Carnilli, Dolph	1938-43	Crawford, Willie	1964-75
Bonner, Frank	1896	Camilli, Doug	1960-64	Crews, Tim	1987-92
Boone, Ike	1930-32	Campanella, Roy	1948-57	Crocker, Claude	1944-45
Bordagaray, Frenchy	1935-36, 42-45	Campanis, Alex	1943	Cromer, Tripp	1997-
Borkowski, Bob	1955	Campanis, Jim	1966-68	Cronin, John	1895, 1904
Bournigal, Rafael	1992-95	Campbell, Gilly	1938	Cross, Lave	1900
Boyer, Ken	1968-69	Canavan, Jimmy	1897	Crouch, Bill	1939
Boyle, Buzz	1933-35	Candelaria, John	1991-92	Crow, Don	1982
Brack, Gib	1937-38	Candiotti, Tom	1992-97	Cruz, Henry	1975-76
Bradley, Mark	1981-82	Cannizzaro, Chris	1972-73	Cuccinello, Tony	1932-35
Bradshaw, Joe	1929	Cantrell, Guy	1925-27	Cullenbine, Roy	1940
Bragan, Bobby	1943-44, 47-48	Cantwell, Ben	1937	Cullop, Nick	1929
Branca, Ralph	1944-53, 56	Carey, Andy	1962	Culver, George	1973
Brandt, Ed	1936	Carey, Max	1926-29	Cummings, John	1995-96
		Carleton, Tex	1940	Curtis, Chad	1996
		Carroll, O'wne	1933-34		







Miller, Fred	1910	Newton, Doc	1901-02	Pederson, Stu	1985
Miller, Hack	1916	Niedenfuer, Tom	1981-87	Pena, Alejandro	1981-89
Miller, John	1969	Nitcholas, Ottho	1945	Pena, Jose	1970-72
Miller, Larry	1964	Nixon, Al	1915-16, 18	Perconte, Jack	1980-81
Miller, Lemmie	1984-85	Nixon, Otis	1997	Perkins, Charlie	1934
Miller, Otto	1910-22	Nomo, Hideo	1995-	Perranoski, Ron	1961-67, 72
Miller, Ralph	1898	Nops, Jerry	1900	Perry, Pat	1990
Miller, Rod	1957	Noren, Irv	1960	Peterson, Jim	1937
Miller, Walt	1911	Norman, Fred	1970	Petty, Jesse	1925-28
Millies, Wally	1934	North, Bill	1978	Pfeffer, Jeff	1913-21
Milliken, Bob	1953-54	Northern, Hub	1911-12	Pfister, George	1941
Mills, Buster	1935			Pfund, Lee	1945
Minner, Paul	1946, 48-49			Phelps, Babe	1935-41
Mitchell, Bobby	1980-81	Oates, Johnny	1977-79	Phelps, Ed	1912-13
Mitchell, Clarence	1918-22	O'Brien, Bob	1971	Phelps, Ray	1930-32
Mitchell, Dale	1956	O'Brien, Darby	1890-92	Piazza, Mike	1992-
Mitchell, Fred	1904-05	O'Brien, John	1891	Picinich, Val	1929-33
Mitchell, Johnny	1924-25	Ock, Whitey	1935	Pignatano, Joe	1957-60
Moeller, Joe	1962, 64, 66-71	O'Doul, Lefty	1931-33	Pinckney, George	1890-91
Mohart, George	1920-21	Oeschger, Joe	1925	Pipgras, Ed	1932
Monday, Rick	1977-84	Offerman, Jose	1990-95	Plitt, Norman	1918, 27
Mondesi, Raul	1993-	Ojeda, Bob	1991-92	Podbielan, Bud	1949-52
Moon, Wally	1959-65	Oliver, Al	1985	Podres, Johnny	1953-55, 57-66
Moore, Cy	1929-32	Oliver, Nate	1963-67	Poffenberger, Boots	1939
Moore, Dee	1943	Olmo, Luis	1943-45, 49	Polly, Nick	1937
Moore, Eddie	1929-30	Olson, Ivy	1915-24	Poole, Ed	1904
Moore, Gary	1970	O'Mara, Ollie	1914-16, 18-19	Poole, Jim	1990
Moore, Gene	1939-40	O'Neil, Mickey	1926	Popovich, Paul	1968-69
Moore, Randy	1936-37	Onis, Curly	1935	Posedel, Bill	1938
Moore, Ray	1952-53	Orango, Joe	1943	Post, Sam	1922
Morales, Jose	1982-84	Orosco, Jesse	1988	Potter, Dykes	1938
Moran, Herbie	1912-13	O'Rourke, Frank	1917-18	Pounds, Bill	1903
Morgan, Bobby	1950, 52-53	Orta, Jorge	1982	Powell, Boog	1977
Morgan, Eddie	1937	Ortega, Phil	1960-64	Powell, Dennis	1985-88
Morgan, Mike	1989-91	Osborne, Tiny	1924-25	Powell, Paul Ray	1973, 75
Morrison, Johnny	1929-30	Osgood, Charlie	1944	Power, Ted	1981-82
Moryn, Walt	1954-55	Osteen, Claude	1965-73	Pressnell, Tot	1938-40
Moss, Ray	1926-31	Osternueller, Fritz	1943-44	Prince, Tom	1994-
Mossor, Earl	1951	Osuna, Al	1994	Purdin, John	1964-65, 68-69
Mota, Manny	1969-80, 82	Osuna, Antonio	1995-	Pyé, Eddie	1994-95
Moulder, Glen	1946	Outen, Chick	1933		
Mowe, Ray	1913	Owen, Mickey	1941-45		
Mowrey, Mike	1916-17	Owens, Red	1905	Quinn, Jack	1931-32
Mullen, Billy	1923				
Mulvey, Joe	1895				
Mungo, Van Lingle	1931-41	Paciorek, Tom	1970-75	Rachunok, Steve	1940
Munns, Les	1934-35	Padgett, Don	1946	Rackley, Marv	1947-49
Munoz, Mike	1989-90	Palko, Andy	1951-52	Radinsky, Scott	1996-
Munoz, Noe	1995	Page, Phil	1934	Radtke, Jack	1936
Murch, Simmy	1908	Palica, Erv	1945, 47-51, 53-54	Ragan, Pat	1911-15
Murphy, Rob	1995	Palmquist, Ed	1960-61	Rakow, Ed	1960
Murray, Eddie	1989-91, 97	Park, Chan Ho	1994-	Ramazzotti, Bob	1946, 48-49
Murray, Jim	1922	Parker, Rick	1995-	Ramsdell, Willie	1947-48, 50
Myers, Hy	1909, 11, 14-22	Parker, Wes	1964-72	Ramsey, Mike Jeffrey	1985
		Parks, Art	1937, 39	Ramsey, Mike James	1987
		Parra, Jose	1995	Randolph, Willie	1989-90
		Partridge, Jay	1927-28	Rau, Doug	1972-79
Nahem, Sam	1938	Pascual, Camilo	1970	Rautzhan, Lance	1977-79
Naylor, Earl	1946	Pasley, Kevin	1974, 76-77	Reardon, Phil	1906
Neal, Charlie	1956-61	Pastorius, Jim	1906-09	Redmond, Harry	1909
Negray, Ron	1952, 58	Pattee, Harry	1908	Reed, Howie	1964-66
Nedlinger, Jim	1990	Patterson, Dave	1979	Reed, Jody	1993
Neis, Bernie	1920-24	Pattison, Jimmy	1929	Reese, Pee Wee	1940-42, 46-58
Nelson, Rocky	1952, 56	Payne, Harley	1896-98	Regan, Phil	1966-68
Nen, Dick	1963	Peacock, Johnny	1945	Reidy, Bill	1899, 1903-04
Newcombe, Don	1949-51, 54-58	Peck, Hal	1943	Reis, Bobby	1931-32, 35
Newsom, Bobo	1929-30, 42-43				

Reiser, Pete	1940-42, 46-48	Savage, Ted	1968	Smith, Hap	1910
Reisling, Doc	1904-05	Sax, Dave	1982-83	Smith, Jack	1962-63
Repulski, Rip	1959-60	Sax, Steve	1981-88	Smith, Nate	1962
Reulbach, Ed	1913-14	Sayles, Bill	1943	Smith, Red	1911-14
Reuss, Jerry	1979-87	Scanlan, Bill	1904-07, 09-11	Smith, Reggie	1976-81
Reyes, Dennis	1997-	Schardt, Bill	1911-12	Smith, Sherry	1915-17, 19-22
Reyes, Gilberto	1983-85, 87-88	Scheer, Al	1913	Smith, Tony	1910-11
Reynolds, R.J.	1983-85	Schliebner, Dutch	1923	Smyres, Clancy	1944
Rhiel, Billy	1929	Schmandt, Ray	1918-22	Smyth, Red	1915-17
Rhoden, Rick	1974-78	Schmidt, Henry	1903	Smythe, Harry	1934
Richards, Paul	1932	Schmitz, Johnny	1951-52	Snider, Duke	1947-62
Richardson, Danny	1893	Schmutz, Charlie	1914-15	Snyder, Cory	1993-94
Richert, Pete	1962-64, 72-73	Schneiberg, Frank	1910	Snyder, Gene	1959
Riconda, Harry	1928	Schofield, Dick	1966-67	Snyder, Jack	1917
Riggert, Joe	1914	Schott, Gene	1939	Solomon, Eddie	1973-75
Riggs, Adam	1997-	Schreiber, Paul	1922-23	Sommerville, Andy	1894
Riggs, Lew	1941-42, 46	Schultz, Howie	1943-47	Sosa, Elias	1976-77
Ripple, Jimmy	1939-40	Schultz, Joe	1915	Sothorn, Denny	1931
Ritter, Lou	1902-08	Schupp, Ferdie	1921	Spencer, Daryl	1961-63
Rivera, German	1983-84	Scioscia, Mike	1980-92	Spencer, Roy	1937-38
Rizzo, Johnny	1942	Scott, Dick	1963	Spooner, Karl	1954-55
Roberts, Jim	1924-25	Seañez, Rudy	1994-95	Stack, Eddie	1912-13
Robertson, Dick	1918	Searage, Ray	1989-90	Stainback, Tuck	1938-39
Robinson, Earl	1958	Seats, Tom	1945	Stallings, George	1890
Robinson, Frank	1972	Sebring, Jimmy	1909	Standaert, Jerry	1925-26
Robinson, Jackie	1947-56	See, Larry	1986	Stanhouse, Don	1980
Robles, Sergio	1976	Sells, Dave	1975	Stanky, Eddie	1944-47
Rochelli, Lou	1944	Sexauer, Elmer	1948	Stark, Dolly	1910-12
Rodas, Rich	1983-84	Shanahan, Greg	1973-74	Statz, Jigger	1927-28
Rodriguez, Ellie	1976	Sharperson, Mike	1987-93	Steele, Bill	1914
Rodriguez, Felix	1995-96	Sharrott, George	1893-94	Steele, Elmer	1911
Rodriguez, Henry	1992-95	Shaute, Joe	1931-33	Steelman, Farmer	1900-01
Roe, Preacher	1948-54	Shea, Merv	1938	Stein, Ed	1892-96, 98
Roebuck, Ed	1955-58, 60-63	Sheckard, Jimmy	1897-98,	Stengel, Casey	1912-17
Roenicke, Ron	1981-83		1900-05	Stephenson, Jerry	1970
Roeltger, Oscar	1927	Sheehan, Jack	1920-21	Stevens, Ed	1945-47
Rogers, Lee	1938	Sheehan, Tommy	1908	Stewart, Dave	1978, 81-83
Rogers, Packy	1938	Shelby, John	1987-90	Stewart, Stuffy	1923
Rojek, Stan	1942, 46-47	Sheridan, Red	1918, 20	Stinson, Bob	1969-70
Romano, Jim	1950	Sherlock, Vince	1935	Stock, Milt	1924-26
Romo, Vicente	1968, 82	Sherry, Larry	1958-63	Stovey, Harry	1893
Roseboro, Johnny	1957-67	Sherry, Norm	1959-62	Strahler, Mike	1970-72
Rosen, Goody	1937-39, 44-46	Shindle, Bill	1894-98	Strang, Sammy	1903-04
Rosenfeld, Max	1931-33	Shipley, Craig	1986-87	Strawberry, Darryl	1991-93
Ross, Don	1940	Shirley, Bart	1964, 66, 68	Stricklett, Elmer	1905-07
Rowe, Ken	1963	Shirley, Steve	1982	Stripp, Joe	1932-37
Rowe, Schoolboy	1942	Shoch, George	1893-97	Stryker, Dutch	1926
Roy, Jean Pierre	1946	Shriver, Harry	1922-23	Stuart, Dick	1966
Roy, Luther	1929	Shuba, George	1948-50, 52-55	Stubbs, Franklin	1984-89
Royster, Jerry	1973-75	Siebert, Dick	1932, 36	Sudakis, Bill	1968-71
Rucker, Nap	1907-16	Simpson, Joe	1975-78	Sukeforth, Clyde	1932-34, 45
Rudolph, Ernie	1945	Sims, Duke	1971-72	Sullivan, Billy	1942
Ruether, Dutch	1921-24	Singer, Bill	1964-72	Sunkel, Tom	1944
Rush, Andy	1925	Sington, Fred	1938-39	Sutcliffe, Rick	1976, 78-81
Russell, Bill	1969-86	Sizemore, Ted	1969-70, 76	Sutton, Don	1966-80, 88
Russell, Jim	1950-51	Skaff, Frank	1935	Swift, Bill	1941
Russell, John	1917-18	Skowron, Bill	1963		
Rutherford, Johnny	1952	Slade, Gordon	1930-32	<b>T</b>	
Ryan, Jack	1911	Sloat, Dwain	1948	Tamulis, Vito	1938-41
Ryan, John	1898	Smith, Broadway Aleck	1897-	Tapani, Kevin	1995
Ryan, Rosy	1933		1900	Tatum, Tommy	1941, 47
		Smith, Charley	1960-61	Taveras, Alex	1982-83
		Smith, Dick	1965	Taylor, Danny	1932-36
		Smith, George	1918, 23	Taylor, Harry	1946-48
		Smith, Germany	1890, 97	Taylor, Zack	1920-25, 35
		Smith, Greg	1991	Teed, Dick	1953

**S**

Samuel, Juan	1990-92				
Sandlock, Mike	1945-46				
Savage, Jack	1987				



## DODGER HALL OF FAMERS

Players	Years with		Players	Years with	
	Dodgers	Inducted		Dodgers	Inducted
Bancroft, Dave	1928-29	1971	Manush, Heinie	1937-38	1964
Brouthers, Dan	1892-93	1945	Maranville, "Rabbit"	1926	1954
Bunning, Jim	1969	1996	Marichal, Juan	1975	1983
Campanella, Roy	1948-57	1969	Marquard, Rube	1915-20	1971
Carey, Max*	1926-29	1961	McCarthy, Thomas	1896	1946
Cuyler, "Kiki"	1938	1968	McGinnity, Joe†	1900	1946
Drysdale, Don	1956-69	1984	Medwick, Joe	1940-43, '46	1968
Durocher, Leo*†	1938-41,		Reese, Pee Wee†	1940-42,	
	'43, '45	1994		'46-58	1984
Grimes, Burleigh*	1918-26	1964	Robinson, Frank	1972	1982
Herman, Billy**	1941-43, '46	1975	Robinson, Jackie	1947-56	1962
Hoyt, Waite	1932, '37-38	1969	Snider, Duke	1947-62	1980
Jennings, Hughie	1899-1900,		Stengel, Casey*†	1912-17	1966
	'03	1945	Sutton, Don	1966-80, '88	1997
Keeler, "Wee" Willie	1893,		Vance, Dazzy	1922-32, '35	1955
	1899-1902	1939	Vaughan, Arky	1942-43,	
Kelley, Joe†	1899-1901	1971		'47-48	1985
Kelly, George	1932	1973	Waner, Lloyd	1944	1967
Koufax, Sandy	1955-66	1972	Waner, Paul	1941, '43-44	1952
Lazzeri, Tony	1939	1991	Ward, John M.*	1891-92	1964
Lindstrom, Fred	1936	1976	Wheat, Zack	1909-26	1959
Lombardi, Ernie	1931	1986	Wilhelm, Hoyt	1971-72	1985
Lopez, Al	1928, '30-35	1977	Wilson, Hack	1932-34	1979

\*Was also a Dodger manager †Was also a Dodger coach

## Managers/Coaches/Scouts

Alston, Walter	1954-76	1983	Lyons, Ted	1954	1955
Hanlon, Ned	1899-1905	1996	Robinson, Wilbert**	1914-31	1945
Lasorda, Tom	1977-96	1997	Ruth, Babe	1938	1936
			Sisler, George	1943, '46-50	1939

\*\* Also served as club president from 1925-29

## Executives

MacPhail, Larry	1938-42	1978	Rickey, Branch	1942-50	1967
-----------------	---------	------	----------------	---------	------

## Broadcasters

Barber, Red	1939-53	1978	Scully, Vin	1950-present	1982
Harwell, Ernie	1948-49	1981	Jaime Jarrin	1959-present	1998

## SUTTON ELECTED TO NATIONAL BASEBALL HALL OF FAME

On Jan. 5, 1998, Don Sutton became the 53rd Dodger and the 12th Dodger pitcher elected to the National Baseball Hall of Fame in Cooperstown, NY.

## Sutton among Los Angeles Dodger pitchers

Wins	233	1st
Strikeouts	2,696	1st
Shutouts	52	1st
Innings	3,814.0	1st
Starts	533	1st
Complete Games	156	7th

## Sutton among all-time major league pitchers

Wins	324	12th (tied)
Strikeouts	3,574	5th
Shutouts	58	10th
Innings	5,282.1	7th

## BROOKLYN AND LOS ANGELES RETIRED UNIFORMS

**Pee Wee Reese**  
Uniform  
was retired on  
July 1, 1984



1

**Duke Snider**  
Uniform  
was retired on  
July 6, 1980



4

**Jim Gilliam**  
Uniform  
was retired on  
October 10, 1978



19

**Walter Alston**  
Uniform  
was retired on  
June 5, 1977



24

**Sandy Koufax**  
Uniform  
was retired on  
June 4, 1972



32

**Roy Campanella**  
Uniform  
was retired on  
June 4, 1972



39

**Jackie Robinson**  
Uniform  
was retired on  
June 4, 1972



42

**Don Drysdale**  
Uniform  
was retired on  
July 1, 1984



53

**Tom Lasorda**  
Uniform  
was retired on  
August 15, 1997



2

## GLOSSARY OF MEDICAL TERMS

**Anterior** – In front of; the front surface of.

**Arthrogram** – X-ray technique for joints using air and/or dye injected into the affected area; useful in diagnosing meniscus tears of the knee and rotator cuff tears on the shoulder.

**Cartilage** – Smooth, slippery substance preventing two ends of bones from rubbing together.

**Cat Scan** – Use of a computer to produce a cross sectional view of the anatomical part being investigated from x-ray data.

**Contusion** – An injury to muscle and tissue caused by a blow from a blunt object.

**Disc** – A flat, rounded plate between each vertebrae of the spine. The disc consists of a thick fiber ring which surrounds a soft gel-like interior. It functions as a cushion for the spinal column.

**Lateral** – To the outside of the body.

**Ligament** – Band of fibrous tissue that connects bone to bone, or bone to cartilage and supports and strengthens joints.

**Magnetic Resonance Imaging (MRI)** – Imaging procedure in which radio frequency pulse causes certain electrical elements of the injured tissue to reach this pulse and through this process a computer display and permanent film establish a visual image. MRI does not require radiation and is very useful in the diagnosis of soft tissue, disc, and meniscus injuries.

**Medial** – Pertaining to or near the middle.

**Meniscus** – Crescent shaped cartilage, usually pertaining to the knee joint; also known as “cartilage”. There are two menisci in the knee, medial and lateral. These work to absorb weight within the knee and provide stability.

**Posterior** – At the back part; or rear of the body.

**Quadricep Muscles “Quads”** – A group of four muscles in the front of the thigh that run from the hip and form a common tendon at the patella; they are responsible for the knee extension.

**Rotator Cuff** – Comprised of four muscles in the shoulder area that can be irritated by overuse. The muscles are the supraspinatus (most commonly injured), infraspinatus, teres minor subscapularis.

**Sprain** – Injury resulting from the stretch or twist of the joint which causes various degrees of stretch or tear of a ligament or other soft tissue at the joint.


**Strain** – Injury resulting from the stretch or twist of the joint which causes various degrees of stretch or tear to the muscle or tendon tissue.

**Tendinitis** – Inflammation of the tendon and/or tendon sheath, caused by chronic overuse or sudden injury.

**Tendon** – Tissue that connects muscle to bone.

**Ultrasound** – An electrical modality that transmits a sound wave through an applicator into the skin to the soft tissue in order to heat the local area for relaxing the injured tissue and/or disperse edema.

Note: This list is not meant to be all inclusive, nor should it be used as a substitute for a physician's diagnosis and/or description of an injury or illness.



**SPORTSRADIO**

**AM 1150**



*Dodgers*

**New Radio  
Home**



**50,000  
WATTS**

**OF DODGER POWER**



**Knock it out of the calling area.**

**Go Dodgers. From the service with the largest  
cellular calling area in Southern California.**

**Call 1-800-L.A.'S-BEST to sign up today.**



[www.lacellular.com](http://www.lacellular.com)