

Dodgers



MEDIA

GUIDE

UPN 13TM

KCOP • LOS ANGELES

The New Home of the Dodgers.



...and other great stuff:

Drama **BUFFY** Comedy **SEINFELD** Talk **MAURY POVICH**

Sci-Fi **ENTERPRISE** Laughs **FRASIER** Trends **RICKI LAKE**

Family **THE PARKERS** Relationships **BLIND DATE**

Outrageous **JENNY JONES** Raw Action **WWF**

Stars **THE UPN MOVIE** Cartoons **UPN KIDS**

Stories You Won't See Anywhere Else **UPN NEWS 13 at 10pm**

And a whole lot more!



More publications available at:

www.retroseasons.com/library/



DODGER STADIUM - CELEBRATING 40 YEARS

Since its grand opening in 1962, Dodger Stadium has played host to some of the most memorable moments in baseball history, along with many other special events.

A landmark in Los Angeles that has seen more than 100 million fans pass through its gates, Dodger Stadium celebrates its 40th anniversary during the 2002 season.

While the players who have worn the Dodger uniform may have come and gone, the one constant has been Walter O'Malley's dream stadium – baseball's "Taj Mahal" – the site of many exciting games and historical achievements. Overall, Dodger Stadium has played host to over 108 million fans during more than 3,100 Dodger games.

When the Dodgers moved to the West Coast from Brooklyn in 1958, they did so with the intention of building a new ballpark. The Dodgers spent their first four seasons at the Los Angeles Memorial Coliseum, converting the traditional football and track configurations into a makeshift baseball field. The Dodgers added three new banks of lights at the west end to help brighten the infield and sunken dugouts down each line. The left-field fence stood just 251 feet from home plate and despite a 40-foot high screen, routine fly balls turned into home runs. By contrast, the right-field power alley was a cavernous 440 feet from home plate.

The Dodgers finished in seventh place during their first season in Los Angeles, but remarkably won a world championship in 1959, defeating the Chicago White Sox in six games, thereby bringing California its first World Series title. That memorable year also marked the groundbreaking at a 300-acre site located in the hills of Chavez Ravine adjacent to downtown Los Angeles, the future home of Dodger Stadium. Among the dignitaries in attendance were Los Angeles County Supervisor Kenneth Hahn and his 9-year-old son James Hahn, who 42 years later would be elected Mayor of Los Angeles.

The park, designed by O'Malley and architect Emil Praeger, was difficult to build because of a network of washes, gullies and gulches interlaced with hills and twisting roads. To compensate for this rough terrain, more than eight million cubic yards of earth were moved to reshape the area. Some 21,000 precast concrete units, weighing up to 32 tons, were lifted into the stadium's structural framework.

At that time, the only other privately financed ballpark in the Major Leagues was Yankee Stadium – built in 1923. Dodger Stadium's six-level structure offered several new twists in ballpark design. The dugout boxes, which afforded a ground-level view of the game, was an idea that O'Malley borrowed from Japanese ballparks he saw during the Dodgers' goodwill tour of the country following the 1956 season. The stadium would also have 21 terraced parking lots adjacent to the same elevations as the six different seating levels and most importantly there were no obstructed view seats in the park.

The Dodgers christened their new ballpark in style on April 10, 1962. Walter O'Malley's wife, Kay, threw out the ceremonial first pitch prior to the inaugural game, which the Dodgers lost to the Cincinnati Reds, 6-3. Reds' outfielder Wally Post earned the distinction of hitting the first home run in Dodger Stadium history.

As with any new ballpark, there are the inevitable glitches. Prior to the first game at Brooklyn's Ebbets Field in 1913, there was a delay admitting fans into the bleachers because someone forgot to bring the key to unlock the new gates and the national anthem was delayed until someone could locate the American flag.

During the construction project in Los Angeles, the Dodgers originally wanted to open the ballpark in time for the 1961 season, but landslides and other delays pushed back the grand opening by one year. When tor-

DODGER STADIUM - CELEBRATING 40 YEARS

rential rains hit Southern California one week before Opening Day 1962, O'Malley lamented to movie director Mervyn LeRoy over the patches of brown grass in the outfield. Fittingly, the solution came straight out of a Hollywood soundstage – they painted the grass with a green vegetable dye.

An obvious omission was also discovered on Opening Day – there were no water fountains in the ballpark. The local press poked fun at this oversight, calling it "O'Malley's Oasis." It was also discovered that the foul poles were installed completely in foul territory, instead of right along the foul lines in fair territory. The Dodgers received special dispensation from the National League to make them fair, but only for the 1962 season. During the offseason, home plate was moved slightly so that the poles are now fair, but otherwise Dodger Stadium received rave reviews from everyone.

On the field, the Dodgers quickly became accustomed to their sparkling new setting, playing before sellout crowds while establishing a Major League record with over 2.7 million fans in home attendance.

The Dodgers spent most of the 1962 season in first place, but eventually lost the National League pennant to the San Francisco Giants in a three-game playoff at the end of the regular season. Los Angeles rebounded in 1963 and swept the New York Yankees in four straight games in the World Series, the first and only time the Dodgers clinched a championship in their home ballpark.

The only perfect game by a Dodger pitcher in franchise history was authored in Los Angeles on Sept. 9, 1965 when Hall of Famer Sandy Koufax retired all 27 Chicago Cub batters he faced during a 1-0 victory. Koufax ended the game with six consecutive strikeouts and outdueled Chicago left-hander Bob Hendley, who allowed one hit and one walk, both to Lou Johnson.

Another Dodger Hall of Fame pitcher, Don Drysdale, enjoyed his most famous moment at Dodger Stadium on June 8, 1968 when he eclipsed Walter Johnson's Major League record of 56 consecutive scoreless innings. Drysdale's mark of 58 2/3 innings stood for 20 years until it was broken in 1988 by another Dodger pitcher, Orel Hershiser.

Not only Dodgers have also made history at Dodger Stadium. The very first no-hitter was engineered by Angels' left-hander Bo Belinsky in 1962. Pittsburgh's Willie Stargell became the only player in Dodger Stadium history to hit two home runs completely out of the ballpark. Stargell hit a 506-foot home run in 1969 against the Dodgers' Alan Foster, and he blasted another tape-measure shot in 1973 off Andy Messersmith. Montreal Expos' right-hander Dennis Martinez became the only opposing pitcher to hurl a perfect game when he did so on July 28, 1991. There is a bronze plaque above the entrance to Aisle 303 in the Left Field Pavilion commemorating Hank Aaron's final home run at Dodger Stadium on April 15, 1973. Aaron's ninth-inning home run during the Dodgers' 6-2 victory was the 676th career home run for the Hall of Famer, who retired with a record 755 round-trippers.

In 1970, Peter O'Malley was named president of the Dodgers while his father, Walter O'Malley, became

Chairman of the Board. In addition to his tenure with the Dodgers, Peter O'Malley became a prime leader within the international baseball movement. O'Malley hosted international exchanges during spring training and invited foreign dignitaries to Dodger Stadium throughout the regular season. The Dodgers and Dodger Stadium were becoming world renowned.

In 1972, the Dodgers decided to retire uniform numbers for the first time in franchise history: Sandy Koufax (32), Roy Campanella (39) and Jackie Robinson (42). The trio was honored during Oldtimers Day ceremonies at Dodger Stadium. Koufax was on his way to Cooperstown at age 36, the youngest Hall of Fame inductee in history. Campanella, who never played in Los Angeles following a tragic automobile accident prior to the 1958 season, remained an inspirational presence at Dodger Stadium until his passing at age 71 in 1993. The ceremonies marked Robinson's final Dodger Stadium appearance. He passed away in October 1972 – just 10 days after attending the World Series as baseball marked the 25th anniversary of Robinson breaking the sport's color barrier with the Brooklyn Dodgers in 1947.

In subsequent years, the Dodgers would retire the uniform numbers of Hall of Famers Pee Wee Reese (1), Tommy Lasorda (2), Duke Snider (4), Don Sutton (20), Walter Alston (24) and Don Drysdale (53). Longtime Dodger player and coach Jim






Gilliam's number 19 was retired following his death during the 1978 season.

The United States celebrated its bicentennial year in 1976 and Dodger Stadium became an unlikely site for one of the most memorable acts of patriotism that summer. On April 25, the Dodgers played host to the Chicago Cubs in a Sunday afternoon game. In the third inning, two protestors ran into the field and attempted to set fire to an American flag. Cubs outfielder Rick Monday sprinted toward the pair and whisked the flag away. Monday became a national hero, as that moment came to further symbolize baseball's place as America's national pastime.

Dodger Stadium hosted its only Major League All-Star Game on July 8, 1980. The game, won by the National League, 4-2, would be the only Dodger Stadium appearance in uniform by future Hall of Famers George Brett of the Kansas City Royals and Robin Yount of the Milwaukee Brewers. The Dodgers were well-represented, with four players in the starting lineup that night, along with the game's winning pitcher, Jerry Reuss.



The 1981 season will forever be remembered in baseball history as the year of "Fernandomania," when a rookie pitcher from a tiny village in Mexico became an international celebrity. The legend of Fernando Valenzuela began when injuries to Reuss and Burt Hooton forced the Dodgers to start the 20-year-old on Opening Day in Los Angeles. Valenzuela was masterful during a complete-game 2-0 victory over the Houston Astros. He would go on to pitch five shutouts in his first eight starts as fans flocked to Dodger Stadium and other ballparks across the country to catch a glimpse of the young Mexican phenom on his way to becoming the only player to win both the Rookie of the Year and Cy Young Awards in the same season.

There was an international flavor in the air during the 1984 season as Dodger Stadium hosted the Olympic exhibition baseball tournament during the Los Angeles games. The USA squad was led by former Brooklyn Dodger and longtime University of Southern California baseball coach Rod Dedeaux. Japan defeated USA in the gold-medal game as the crowd was able to catch a glimpse of future Major Leaguers like Mark McGwire and Will Clark in action.

During the 1988 World Series, Dodger Stadium was the stage for what later was voted as "The Greatest Moment in Los Angeles sports history." The event occurred during Game 1 when pinch-hitter Kirk Gibson, unable to start the game due to knee and hamstring injuries, limped to the plate and battled Oakland reliever Dennis Eckersley to a full count before depositing a pitch into the right field pavilion. Gibson hobbled around

DODGER STADIUM – CELEBRATING 40 YEARS

the bases as his teammates celebrated the two-run shot and a 5-4 Dodger victory. Although it was his only appearance of the series, Gibson's heroics propelled the Dodgers to a Series triumph in five games over the heavily-favored Athletics.

The 1990s featured no-hitters by Dodger pitchers Valenzuela, Kevin Gross and Ramon Martinez, who also set a stadium single-game record with 18 strikeouts against the Atlanta Braves on June 4, 1990. Dodger Stadium saw five consecutive National League Rookies of the Year, including 1995 recipient Hideo Nomo, who also became the first player from Japan to appear in the Major Leagues in more than 30 years. Nomo's success with the Dodgers brought sellout crowds to Los Angeles and also opened the door for other Japanese League players to play in the Major Leagues.

By the end of the decade, Dodger Stadium underwent a program of investment and limited renovation, expanding the dugout section with an adjacent club area and adding suites to the Club Level. The new sections provided fans with amenities that were available at every other Major League ballpark.

The 2001 season saw outfielder Shawn Green set a franchise record with 49 home runs. He also became the first Dodger to hit three home runs in one game at Dodger Stadium, accomplishing the feat on Aug. 15 against the Expos.

In addition to baseball games, Dodger Stadium has played host to other memorable events throughout the years, including concerts from "The Beatles" to "The Three Tenors," a basketball game featuring the Harlem Globetrotters, the opening ceremonies for the United States Olympic Festival and a Mass celebrated by Pope John Paul II. The American League's Anaheim Angels also called *Chavez Ravine* home during the early years of their franchise, and several popular motion pictures have used Dodger Stadium as their backdrop.

The list of stadium highlights will increase in 2002 as generations of Dodger fans celebrate the past 40 years, with stories and the personalities from life at the ballpark.

Just mentioning Dodger Stadium conjures up a mixture of emotions that almost takes you back in time: the sight of the playing field, the sound of the organ music, the taste of grilled Dodger Dogs and peanuts, the smell of the fresh cut grass and the feeling of anticipation as the game is about to begin. You feel as though time stands still and realize how little the game itself changes.

There is no other experience in Los Angeles like it, with the venue's multi-colored seats glistening and rising in perfect unison to touch the shiny blue sky and with the gentle breeze swaying the tall palm trees in the background. Beyond Dodger Stadium are stunning views of downtown Los Angeles, the beautiful San Gabriel Mountains and the famous "Hollywood" sign nestled in the distance.

So the ride continues, as Dodger Stadium remains center stage, ready to deliver more unforgettable moments.



Baseball Hall of Fame and Museum	322
Baseball Writers Association of America	347
Broadcaster Biographies	341-343
Coaching Staff	15-26
Dodger Radio Network	344
Dodger Stadium	201-210
Attendance Totals	206
Rainouts	203
Record Crowds	206-208
Seating Diagram	205
Dodgertown	212-213
DodgerVision	204
Dodgers in the Community	209-210
Executive Biographies	5-14
First-Year Player Draft, 2001	220
History and Records	
All-Star Selections	314
All-Time Dodger Roster	316-321
Award-Winning Dodgers	312
Sporting News Awards	315
Major League Baseball Awards	316
Batting Records	
Hitting For The Cycle	307
Hitting Streaks-All-Time	307
Pinch-Hitting Leaders	308
100-RBI Club	307
30-Home Run Club	305
Top RBI Months	307
200-Hit Club	307
Game Leaders By Position	303
Hall of Fame-Dodgers	323
Home Runs	
Grand Slams	304
Team Totals (1958-2001)	304
Dodger Batting and Pitching	
Yearly Leaders (1958-2001)	300-303
Longest Games	310
National League	
Dodger Single-Season League Leaders	312-313
Gold Gloves	314
Openers (Los Angeles)	308
Opening Day Lineups	308-309
Pitching Records	
No-Hitters	305-306
Opponent No-Hitters	306
Los Angeles One-Hitters	306
Los Angeles Recent Two-Hitters	306
Saves	305
20-Game Winners	305
Postseason Play	
Division Series	310
League Championship Series	311
World Series	311
Rookie Records	286-287
Single-Season Records	
Club	287-288
Consecutive	288-289
Game	290-291
Individual	285-286
Team Totals (1958-2001)	298-299
Top 10 Batting and Pitching-Career	
Brooklyn and Los Angeles	291-292
Los Angeles	292-293

Top 10 Batting and Pitching-Season	
Brooklyn and Los Angeles	293-295
Los Angeles	295-297
Won-Lost Breakdown (1958-2001)	297-298
Year-by-Year Record	284
How the Club was Built	152
Last Time it Happened	335
Manager, Jim Tracy	16
Media Directory	346-347
Media Policies (English, Spanish & Japanese)	338-340
Office Directory	2-4
Opponents, 2002	179-200
Public Relations Staff	338-340
Player Biographies	
40-Man Roster	27-135
Non-Roster Invitees	136-149
Player Development	
Minor League Affiliates	221-227
Minor League Department	218
Minor League Player Biographies	228-282
Scouting Department	219
Retired Uniform Numbers	324-326
Roster, 2002	150-151
Schedule, 2002	348
Season Review, 2001	
American League Leaders	173-178
American League Statistics	167
Batting Statistics	159
Day-By-Day	154-156
Dodger Notes	157-158
Fielding Statistics	161
Highs and Lows	164
Final Major League Standings	165
National League Leaders	168-173
National League Statistics	166
Pitching Statistics	160
Transactions	162-163
Spring Training	
Final Results	214
Freeway Series	216
Statistics, 2001	213-214
Television Flagship Networks	345
Tickets	204
Training Staff	25-26

F I L L E R I N D E X

Clinching Dates	215
College Educated	282
dodgers.com	26
Dodger Home Fields	8
Dodger Presidents	7
Expansion Draft	156
First on T.V.	346
Garvey Write-In	315
HR Leaders at D.S.	159
Koufax Perfecto	199
Longest 9-Inn. Game	200
MVP Honors	210
Parker Last to Cycle	313
Pre-Game Timings	200
Rookie of the Year	279
Season in Review	334
20-20 Club	326
Winning Streaks	21
Winningest Managers	24

EXECUTIVES
COACHING STAFF
PLAYERS
SEASON IN REVIEW
OPPONENTS
STADIUM INFORMATION
SPRING TRAINING
PLAYER DEVELOPMENT
HISTORY & RECORDS
MEDIA INFORMATION

EXECUTIVE OFFICE

Managing Partner, Chairman and CEO Robert A. Daly
 President and COO Bob Graziano
 Executive VP and General Manager Dan Evans
 Executive VP and Chief Marketing Officer Kris Rone
 Senior Vice President Tommy Lasorda
 Senior Vice President, Communications Derrick Hall
 Senior Vice President and General Counsel Sam Fernandez
 Senior Vice President, Baseball Operations Dave Wallace
 Vice President and Assistant General Manager Kim Ng
 Vice President, Spring Training and Minor League Facilities
 Craig Callan
 Vice President, Stadium Operations Doug Duennes
 Vice President, External Affairs Tommy Hawkins
 Vice President and Chief Financial Officer Cristine Hurley
 Vice President, Human Resources/Admin David Walkley

ADMINISTRATION

Manager, Administrative Services Linda Cohen
 Coordinator, Administrative/Employee Services. Rande Volpert
 Administrative Services George Barajas
 Assistant, Administrative Services Dolores Buonauro,
 Manny Rodriguez, Lucy Valdez
 Executive Assistant to the Chairman Ann Green
 Executive Assistant to the President Stephanie Bell
 Executive Assistant, Marketing Adriana Urzua

ADVERTISING AND SPECIAL EVENTS

Director, Sales and Marketing Sergio Del Prado
 Administrative Assistant Andrea Long
 Manager, Advertising and Special Events Matt Provost
 Graphics Coordinator Kara Mooney
 Coordinator, Advertising and In-Game Ent. Carrie Abramson
 Special Events Project Leader Elaine McCool

ASIAN OPERATIONS

Director, Asian Operations & Assistant to the President
 Acey Kohroggi
 Assistant to the Director, Japan Scott Akasaki
 Assistant to the Director, Korea Curtis Jung
 Assistant to the Director, Taiwan and China Vincent Liao

BASEBALL OPERATIONS

Director, Player Development Bill Bavasi
 Senior Advisor, Baseball Operations Joe Amalfitano
 Senior Advisor, Baseball Operations John Boles
 Special Assistant to the G.M., Director, International Scouting
 Jeff Schugel
 Director, Professional Scouting Matt Slater
 Director, Amateur Scouting Logan White
 Minor League Field Coordinator Terry Collins
 Director, Team Travel Shaun Rachau
 Advisor, Team Travel Bill DeLury
 Senior Scouting Advisor Don Welke
 Administrator, Major League and Scouting Ops. Ellen Harrigan
 Advisor, Latin America, Scouting and Player Development
 Ralph Avila
 Coordinator, Minor League Scouting Terry Reynolds
 Special Advisor, Player Development Del Crandall
 Senior Manager, Administration/Latin American Operations
 Luchy Guerra
 Adm. Assistant, Player Development Chris Haydock
 Assistant, Baseball Operations A.J. Preller
 Assistant, Scouting Bill McLaughlin
 Manager, Visiting Clubhouse Jerry Turner
 Managers, Dodger Clubhouse David Dickinson,
 Mitch Poole
 Clubhouse Attendant Carlos Robles, Alex Torres

BROADCASTING, PUBLICATIONS AND NEW MEDIA

Supervisor, Broadcasting/Publications Paul Gomez
 Assistants, Broadcasting/Publications Donna Carter,
 Mark Langill

MLB Advanced Media:

Site Editor Ben Platt
 Assistant Site Editor Josh Rawitch

CAMPO LAS PALMAS

Director, Baseball Operations Pablo Peguero
 Executive Assistant Laurie Martinez
 Personnel Director Eleodoro Arias

CLIENT SERVICES

Senior Manager, Client Services Kristie Baker
 Manager, Client Services Annie Goshert
 Client Services Account Executive Jenny Oh-Hess
 Coordinators, Client Services Brittany Dykeman,
 Sean Shoptaw

COMMUNICATIONS

Executive Assistant, Communications Lan Yiu
 Government Relations Irene Camarena

COMMUNITY AFFAIRS

Director, Community Affairs Erikk Aldridge
 Coordinator, Community Affairs Thien Ho
 Coordinator, Community Affairs Joe Saldana
 Administrative Assistant, Community Affairs Joyce Thomas
 Director, Community Relations Don Newcombe
 Community Relations Lou Johnson

DODGERTOWN

Assistant to Craig Callan Nancy Gollnick
 General Manager, Conference Center Rich Nalbandian
 General Manager, Vero Beach Dodgers Bruce Callahan
 Director, Golf Operations Roger Bott
 Grounds Superintendent Keith Smith
 Controller Joe Bienhower
 Assistant Controller Eileen Ganser
 Human Resources Mary Beth Higgins

FINANCE AND ACCOUNTING

Director, Finance and Accounting Amanda Shearer
 Administrative Assistant Sylvia Arevalo
 Manager, Payroll Rebecca Aguilar
 Assistant Controller Juan Ojeda
 Senior Accountant Katie Mountain
 Ticket Auditor/Accounts Rec. Coordinator Adriana Naranjo
 Accounts Payable Clerk Michael Cavallos
 Assistant, Accounting Sergio Banuelos
 Assistant, Payroll Liana Henriquez

HUMAN RESOURCES

Manager, Human Resources Leonor Romero
 Representative, Human Resources Silvia Camacho
 Coordinator, Human Resources Phyllis Moats

LEGAL

Associate Counsel Christine Chrisman
 Secretary, Legal Irma Duenas

MANAGEMENT INFORMATION SYSTEMS

Director & Chief Information Officer Mike Mularky
 Administrative Assistant Patricia Reyes
 Sr. Programmer/Analyst Lisa Wu
 Programmer Debra Jorgensen
 Programmer/Analysts James Killian, Angela Wu
 Computer Specialists Thomas Clock, Cliff Brown
 Network Admin./Computer Specialist Vincent Crossley

MAJOR LEAGUE STAFF

Manager Jim Tracy
 Coaches
 Bench Jim Riggleman
 Pitching Jim Colborn
 Hitting Jack Clark
 First Base John Shelby
 Third Base Glenn Hoffman
 Bullpen Jim Lett
 Coach Manny Mota

MEDICAL STAFF

Team Physicians, Dr. Frank W. Jobe, Dr. Michael F. Mellman
 Dr. Ralph A. Gambardella, Dr. Herndon P. Harding, Jr.
 Head Athletic Trainer Stan Johnston
 Assistant Athletic Trainer Matt Wilson
 Physical Therapist Pat Screnar
 Strength and Conditioning Coach Todd Clausen
 Muscle Therapist Bill La Seur

MERCHANDISING

Director, Merchandise Mike Nygren
 Manager, Merchandise Accounting Maricela Barajas-Hurtado
 Merchandise Accounting Chuck Boeltl, Carol Boone,
 Tyrone Graham
 Coordinator, Special Projects Robert Basom
 Merchandise Retail Rosemary Cochran,
 Patricia D'Angelo, Lori Vasquez
 Creative Designer Ross Yoshida
 Merchandise Buying Todd Erickson, John Hirabayashi,
 Catherine Rau, Stephanie Romero
 Manager, Merchandise Warehouse Martin Marin
 Merchandise Warehouse Michael Martinez,
 Angel Morales, Roberto Olmos
 Merchandise M.I.S. Robert Trcopan
 Office Manager Kim Conroy

PUBLIC RELATIONS

Director, Public Relations John Olguin
 Assistant Director, Public Relations Luis Garcia
 Manager, Baseball Information Dave Tuttle
 Coordinator, Baseball Information Chris Gutierrez
 Coordinator, Media Services Rachelle Smith
 Office Coordinator Charise Weller
 Photographers Jon SooHoo, Juan Ocampo, Jill Weisleder
 Assistant to Tommy Lasorda Colin Gunderson

STADIUM OPERATIONS

Superintendent, Facilities and Operations . . . Charles Taylor
 Manager, Ushers and Ticket Takers April Thompson
 Assistant, Stadium Operations Erick Maldonado
 Administrative Assistant Nancy Portillo
 Manager, International Tourism Mark Yoshimura
 Supervisor, Maintenance Jose Montoya
 Superintendent, Turf and Grounds Eric Hansen
 Grounds Crew Frank Torres
 Security Guards Eddie Alcalá, Arnold Douglass,
 Jorge Delgado, Oscar Garcia, Gil Garciacano,
 Freddie Gomez, Manual Loya, Kevin Martin,
 Ben Pecina, Juan Prada, Pete Reynoso, Rico Rivera,
 Gardeners Juan Bernal, Ignacio Carrillo,
 Freddie Cortez, Juan Lopez, Jorge Ochoa,
 Petronilo Serna, Jose Luis Toscano
 Painters Hector Mino, Julio Alveno
 Utility Ben Velasquez, Kevin Waters
 Maintenance Manuel Corona, Baltazar Ibarra
 Jose Saldana, Rosa Sandoval, Samuel Santos,
 Adelina Solano, Ranson Wade
 Plumber Doug Potter
 Electricians Mike Jones, Danny Telford
 Mechanic Mike Aguirre

ARAMARK

General Manager Lonzo Irvin
 Regional Human Resources Manager Emma Perez
 Concessions Manager Fernando Navarro
 Asst. Concessions Manager Maria Valdez
 Scheduling Manager Susan Montminy
 Distribution Manager Darryl Smith
 Asst. Distribution Manager Alfonso Sandoval
 Controller Mike Corcoran
 Administrative Assistant Maria Villa
 Accounting Clerk Marcella Alcalá
 Maintenance Technicians Javier Romo, Alfredo Paniagua
 MIS Justo Morales

CONTEMPORARY SERVICES CORPORATION

Security Manager Roy Sukimoto
 Assistant Security Managers Juan Alvarado,
 Adam Mares, Eros Rice

FIVE STAR PARKING

General Manager Rick Ulman Jr.
 Operations Managers Tony Tolentino, Dave Garner
 Office Manager Heidi Villalpando

LEVY RESTAURANTS

Director of Operations Dave Meyers
 Executive Chef Robert Moore
 Stadium Suites General Manager Scott Kleckner
 Clubs General Manager Craig Appel
 Executive Sous Chef Darin Eckerman
 Purchasing Manager Steve Stinson
 Office Manager Rhiannon Hall
 Sales and Marketing Manager Christine Wilson
 Cook Dave Pearson
 Dishwasher Gonzalo Valles

TICKETING

Director, Ticket Operations Bill Hunter
 Special Advisor Debra Duncan
 Manager, Ticket Ops./Box Office . . . Christopher Frumento
 Manager, Ticket Operations Mike Rodriguez
 Manager, Customer Service/Telephone Sales
 Desiree Sanchez
 Supervisor, Ticket Operations Seth Bluman
 Administrative Supervisor Roxanne Adams
 Group Coordinator Jean Nuttall
 Ticketing Staff Heather Carr, Matt Koch,
 Aaron Diaz, Louis Smolensky, Debbie Toma
 Assistant Supervisor, Customer Service Gail Keys
 Stadium Tours Coordinator Danielle Edouarde
 Customer Service Leads Jon Arias, Tom Tanaka
 Box Office Lead Mike Burke
 Box Office Staff Monica Hill, Bob Kanner,
 Jerry Mickelson, Mike Zlomistic

TICKET MARKETING

Sr. Manager, Event, Group & Season Sales . . . Lisa Johnson
 Coordinator, Event/Group/Season Sales . . . Estella Morales
 Representatives, Group Sales Charlie Arviso
 Bill Goren, Trey Magnuson
 Representatives, Season Sales . . . Michael Fach, Anthony Knopp,
 Bob Thacker, Adam Stump, Antonio Morici
 Youth Program Executive Carly Peterson
 Account Coordinator, Youth Program Megan Lovelace
 Manager, Premium Sales and Services David Siegel
 Supervisor, Premium Services Laurie Corniea
 Coordinators, Premium Sales and Service . . . Chris Major,
 Kelly Salmieri

GAME DAY PERSONNEL

Press Box Staff Robert Allen, James Mims
 Official Scorers Don Hartack, Gordon Verrell
 Organist Nancy Bea Hefley
 Public Address Announcer Mike Carlucci
 DodgerVision Paul Kalil, Martin McCreary, Kevin Kowta



The 2002 Dodgers Media Guide was published by the Los Angeles Dodgers, Inc., 1000 Elysian Park Avenue, Los Angeles, CA 90012-1199. Copyright © 2002 by the Los Angeles Dodgers, Inc. All rights reserved. Permission to reprint or reproduce any of the enclosed material must be granted in writing by the Los Angeles Dodgers, Inc.

The 2002 Dodgers Media Guide was written and compiled by the Public Relations department. It is based on information available through Feb. 1, 2002.

Editors: Luis Garcia and Dave Tuttle. **Writers:** Paul Gomez, Chris Gutierrez, Mark Langill, John Olguin, Rachele Smith, Charise Weller. **Contributors:** Erikk Aldridge, Colin Gunderson and Jim White. **Special Thanks:** Major League Baseball, Elias Sports Bureau, Luchy Guerra, Ellen Harrigan, Ben Platt and Shaun Rachau, Howe Sportsdata, Stats, Inc., **Photography:** Jon SooHoo Photography, Ben Platt and Major League Baseball Photos. **Design:** Kara Mooney and Ross Yoshida, Los Angeles Dodgers and Ben Franklin Press. **Cover Design:** Ross Yoshida. **Printing:** Ben Franklin Press, Tempe, AZ.



ROBERT A. DALY

MANAGING PARTNER
CHAIRMAN & CEO

Dodgers

Robert A. Daly, a guiding hand behind one of the most successful and renowned entertainment companies in the world, Warner Bros., was named Chairman and Chief Executive Officer of the Los Angeles Dodgers on Oct. 28, 1999. Fulfilling a lifelong dream, Daly serves as the team's managing partner, overseeing all operations of the Dodgers. Daly also holds a minority ownership stake in the team.

The Brooklyn, NY native rooted for his hometown Dodgers during the "Boys of Summer" era that featured a lineup with Hall of Famers Jackie Robinson, Roy Campanella, Duke Snider and Pee Wee Reese. His favorite players were Robinson, who broke baseball's color barrier in 1947, and Snider, who played the same position as the other New York City superstars, center fielders Willie Mays (Giants) and Mickey Mantle (Yankees).

"I have lived with the excitement of the Dodgers and I have lived with some tough moments over the years," Daly said at his introductory news conference at Staples Center in Los Angeles. "Each one of them would set the tone on how I would come to the dinner table or how I go to work the next morning.

"I've always run a company thinking about it as a team. I believe in team. My job has always been to deal with people, make them feel they're special. Bring out the best in people, if I can, and make people believe they can do the job."

Daly's lifetime passion for the ballclub was strengthened once he moved to Los Angeles in 1977. During business trips, Daly always had a special phone number that allowed him to tap into broadcasts of Dodger games, whether from China, Japan or anywhere in the world. He obtained a pager that constantly updated sports scores. When tinkering with it at movie premieres, producers thought the executive was checking his watch instead of just trying to get the latest Dodger score.

Daly joined the Dodger organization after 19 years at Warner Bros. He joined Warner Bros. on Dec. 1, 1980 as Chairman of the Board and Co-Chief Executive Officer. One year later, he was named Chairman of the Board and Chief Executive Officer and appointed Terry Semel Vice Chairman of the Board and Chief Operating Officer. Together, they started what is considered "the most enduring and successful partnership in the history of the entertainment industry." Daly resumed his previous title on March 30, 1994, when he announced he would share his office with Semel. On November 16, 1995, Daly and Semel added the Warner Music Group to their responsibilities and also became Chairmen & Co-Chief Executive Officers, Warner Music Group. On July 15, 1999, Daly and Semel announced they would not seek to renew their contracts with Time Warner (Warner Bros.' Parent company), which expired at year's end.

Daly came to Warner Bros. from CBS Entertainment, where he had served as President since October 1977. In addition to his duties as chief of television operations, Daly was also responsible for CBS Theatrical Films, which was formed in October 1979 and immediately was considered a major motion picture producer. During his 25-year association with CBS, Daly served in various posts, including Executive Vice President of CBS Television Network and Vice President of Business Affairs.

Daly's extraordinary contribution to Warner Bros. was probably best summed up by Time Warner Chairman and CEO Gerald Levin's comments on naming Warner Bros. Studio's historic main administration building after Daly and his longtime partner — the Daly/Semel Building.

"Bob and Terry have made a permanent imprint on the rich 75-year history of Warner Bros.," Levin said. "They've set a standard of respect, honesty, loyalty, creativity and innovation that will forever be a part of Warner Bros. It's fitting that we rename the building where Bob and Terry worked for some 20 years. From here, they helped lead the transformation of what was, at the time, a relatively small movie studio into a \$6 billion global entertainment business. This is meant as more than a lasting tribute to their accomplishments. It's also intended as a personal reminder to each of them that Warner Bros. will always be their home."

During the Daly/Semel era, they were credited for 16 consecutive years of record earnings; for more than 400 major motion pictures (that garnered 13 Best Picture Oscar nominations, three of which were winners, *Chariots of Fire*, *Driving Miss Daisy* and *Unforgiven*); thousands of hours of top-rated, top-quality and record-breaking television series (including *China Beach*, *Murphy Brown*, *Friends* and *ER*); for creating the current model of co-financing motion pictures while retaining worldwide distribution; and for extending and revitalizing such world renowned brands as *Batman*, *Superman* and *Looney Tunes* characters into franchises, licensing powerhouses and worldwide retail stores. Other accomplishments by Daly and Semel include developing the leading distribution operations in the world for feature films, television and home video as well as the emerging technologies; pioneering the creation and use of DVD; creating The WB Network; being at the forefront of marketing films, series and animation on the Internet, and for generally diversifying the studio into a global leader in every aspect of the entertainment industry.

Daly and Semel and their extraordinary partnership were immortalized on Sept. 30, 1999 as the pair put their hands and footprints in the same cement square in the forecourt of the famed Chinese Theater, only the second studio executives in history to do so.

Currently, Daly serves on the boards of The American Film Institute and The Museum of Television and Radio. He is also a member of the UCLA School of Theater, Film and Television's Dean's Advisory Board and the UCLA Executive Board for the Medical Sciences. In addition, he is a member of the board of Tonos Entertainment Inc. and of atomShockwave.com.

Daly attended Brooklyn College and Hunter College. He received an honorary doctorate of Fine Arts from the American Film Institute, and in 2001 was awarded an honorary doctorate of Humane Letters from Trinity College. He is married to Grammy and Academy award winning songwriter Carole Bayer Sager, whose son lives with the couple at their home in Bel Air. Daly also has three grown children and two grandchildren.



BOB GRAZIANO

PRESIDENT & COO

The 2002 season marks Bob Graziano's 17th with the Los Angeles Dodgers and his fifth as the club's President. He was named to his current post on March 19, 1998, becoming the 11th President in franchise history.

Graziano has built a tremendous reputation in the city of Los Angeles due to his community involvement and civic leadership. He was instrumental in the development of the Dodgers Dream Foundation, a non-profit benefactor that contributes funds to local educational and recreational organizations. He encourages the Dodger organization, its employees, and its players to remain active and positive members of the community and challenges everyone to contribute to the city's causes, image, and prosperity to the fullest.

The University of Southern California graduate certainly does his share, serving as a board member for L.A.'s BEST - a Los Angeles-based after school educational program, the Los Angeles Sports and Entertainment Commission, the Los Angeles Area Chamber of Commerce, Los Angeles Town Hall, Amateur Athletic Foundation, and the Jim Murray Memorial Foundation. He also serves on the Executive Committee of the Central City Association and is a member of the USC Associates and Los Angeles Rotary Club.

Graziano, a certified public accountant, is responsible for all operations of the organization and reports directly to Bob Daly, Chairman and Chief Executive Officer.

The Los Angeles native is committed to providing the fans with wholesome, family entertainment, while maintaining the beauty, safety, and cleanliness of Dodger Stadium. To help make the then 38-year-old facility economically competitive with other ballparks in the division and across the nation, Graziano oversaw and completed a \$50 million renovation before the 2000 season. He accomplished his goal of maintaining the look and feel of the stadium while adding new Field Level seats, the popular Dugout Seats and Dugout Club, the luxurious suites that are considered the best in sports, and a new look to the historical Stadium Club. Even with the added expense of the renovation, Graziano has remained committed to making Dodger baseball affordable to all fans as evident by the fact that in 2001, Dodger Stadium had the 11th lowest average ticket price in all of Major League Baseball, despite Los Angeles being the country's second largest market.

He has been responsible for the overall day-to-day functioning of the business side of the organization since being appointed Executive Vice President on February 13, 1997. In addition to his expressed commitment to providing talent at the major league level, he has been dedicated to constant improvement in scouting and minor league development. To that end, the Dodgers have looked tirelessly throughout the globe to secure the best talent available. From these efforts the Dodgers have cultivated such talent as Chan Ho Park of Korea, Hideo Nomo of Japan, Eric Gagne of Canada, Chin-Feng Chen of Taiwan, Adrian Beltre of the Dominican Republic, along with many others. He works tirelessly with his management team in promoting communication and productivity throughout the ranks. He has been actively involved in the Dodgers' Labor Management Committee, which is a partnership among the front office, all collective bargaining units within the stadium, and union leadership. He and the committee focus on complete customer satisfaction.

The Miraleste High School graduate is considered an active leader in the baseball industry. He has regularly attended Major League Baseball and ownership meetings since 1993.

Graziano originally joined the Dodgers on January 1, 1986 as the club's Director of Financial Projects. During his two-year stint in that position, he oversaw many accounting and finance projects. He was promoted to Vice President, Finance and Chief Financial Officer on Oct. 28, 1987. In that role he oversaw the Accounting, Human Resources, Stadium Operations, Ticketing and Management Information Systems departments.

After earning summa cum laude honors and a Business Administration degree from USC in 1980, he joined Ernst & Young as Supervising Senior Accountant. During his four years with the accounting firm, he serviced audit clients and consulted the Dodgers on their transition to an in-house computerized ticketing system. In 1984, he took a leave of absence from Ernst & Young to become Ticket Manager and Accounting Supervisor for the Los Angeles Olympic Organizing Committee. After the Olympics, he was responsible for general accounting functions as Manager of Financial Services for WTC Air Freight, an international air freight forwarder.

Graziano and his wife, Debbie, were married in 1985 and reside in Manhattan Beach with their two sons, Matt (12) and Brian (8).



DAN EVANS

EXECUTIVE VICE PRESIDENT
& GENERAL MANAGER

Dodgers

Dan Evans was appointed Los Angeles Dodgers' Executive Vice President & General Manager on Oct. 3, 2001. Evans is responsible for the overall baseball operations of the club, including scouting, player personnel and player development. Evans is just the eighth general manager in Los Angeles Dodgers' history.

The 2001 offseason proved to be a busy one for Evans as he began his quest to bolster the pitching staff while trying to create more roster flexibility. He added much pitching depth with the trades for left-handed starter Omar Daal and right-handed reliever Paul Quantrill. He also signed former Dodger Rookie of the Year, Hideo Nomo, along with gaining the negotiating rights to Japanese All-Star LHP Kazuhisa Ishii of the Japanese champion Yakult Swallows. On Jan. 15 he improved the defense when he traded for outfielder Brian Jordan along with young left-hander Odalis Perez. Also in the trade for Quantrill, Evans was able to obtain a young slick-fielding Venezuelan shortstop Cesar Izturis who should compete for a job in 2002.

Evans originally joined the Dodgers on May 31, 2001 as Major League Senior Advisor to assist Interim General Manager Dave Wallace. Evans worked with Wallace in overseeing all baseball operations for the duration of the season, including serving as the point person for the club's personnel moves for the remainder of the season.

The 42-year-old Evans spent 19 years with the Chicago White Sox in several baseball capacities prior to joining the Cubs and MLB. He served as player personnel administrator from October 1985-88 prior to being named assistant general manager and director of baseball operations, a position he held from November 1988 to October 2000. He also oversaw baseball administration, arbitration and contract negotiations for the White Sox, who were named Organization of the Year in 2000 by both USA Today and Baseball America.

While with Major League Baseball, Evans assisted in the preparation and presentation of all Major League club salary arbitration cases and argued the club's rebuttal in select hearings. Prior to his stint with MLB, he was responsible for preparation and presentation of the Chicago Cubs' arbitration cases, including negotiation of their player contracts and assisted in other baseball operations matters.

At the time of his arrival to the Dodgers, Evans worked for FOX Sports Net in Chicago as a Cubs studio analyst, where he served as the co-host of pre-game and post-game telecasts, including analysis and live interviews. Evans joined FOX Sports Net following a brief stint as a baseball operations consultant for the Cubs and a labor relations consultant for Major League Baseball.

While serving as assistant general manager and director of baseball operations, Evans worked closely with General Manager Ron Schueler on all player personnel decisions. Evans was involved in all trades and free agents signings for the White Sox, including the signings of Bo Jackson, Jim Abbott and Kirk McCaskill along with the acquisitions of Tom Seaver, Jose Valentin, Cal Eldred, Tim Lincecum and Paul Konerko.

Evans, who was named the No. 1 General Manager candidate by *Baseball America* in December 2000, has been a member of various Major League Baseball committees, including the General Managers' Negotiating Committee for the 1995 Collective Bargaining Agreement, the Salary Arbitration/Negotiation Ownership Committee and the Contract/Waiver Information System Committee.

A native of Chicago and graduate of DePaul University, Evans has always had strong community ties. He served as a co-chairperson of the Chicago chapter's annual March of Dimes Golf Outing, one of the nation's largest-grossing fundraising events. In addition, Evans helped to organized the March of Dimes' Sports Award Dinner.

Evans and his wife, Susan were married in 1986 and reside in La Canada, CA with their two daughters, Sarah (11) and Andrea (8).

DODGER PRESIDENTS

1890-97	Charles H. Byrne	1938-42	Leland S. "Larry" MacPhail
1898-1924	Charles H. Ebbets	1942-50	Branch Rickey
1925	Edward J. McKeever	1950-70	Walter O'Malley
1925-29	Wilbert Robinson	1970-98	Peter O'Malley
1930-32	Frank B. York	1998-present	Bob Graziano
1933-38	Stephen W. McKeever		



KRIS RONE

EXECUTIVE VICE PRESIDENT
& CHIEF MARKETING OFFICER

Kris Rone begins her third season with the Los Angeles Dodgers as Executive Vice President and Chief Marketing Officer, a position she has held since January 2000.

Rone, the highest-ranking female executive in franchise history, is responsible for overseeing all club sales and marketing efforts, including sponsorship sales, ticket marketing, advertising and special events, premium sales, ticketing, merchandising, community affairs programs and in-game entertainment. At a time of intense pressure for revenue generation and growth for all Major League Baseball teams, Dodger revenue in these areas has increased over 56 percent under Rone's supervision. Sponsorship sales alone have doubled during Rone's tenure.

The Dodgers' 2000 television creative was honored at Cannes, earning the Gold Lion Award and becoming one of the five finalists for the grand Prix award. In addition, she earned a silver Clio and two Distinction Awards given during the Belding Awards show. In 2001, she was named one of Street & Smith's Sports Business Journal's "40 Under 0" for the second consecutive year as one of the top 40 sports executives under the age of 40.

In 2000, Rone was also presented with two awards given by Street & Smith's. She was voted 11th in "Top 25 Female Executives" and was named for the first time to Street & Smith's "40 Under 40."

Prior to joining the Dodgers, Rone served as President of Sports One, a sports marketing firm formed in November 1998. With Sports One, a joint venture between Fox Sports Enterprises and the Anschutz Corporation, Rone developed and managed integrated sports marketing partnerships with professional sports franchises and entertainment venues in the Los Angeles market. She guided Sports One's responsibilities in corporate sales, partnership marketing and sponsorship activities for the Dodgers, Los Angeles Kings, Los Angeles Galaxy, Los Angeles Avengers and Staples Center.

Rone was Senior Vice President of Strategic Marketing for Haworth Marketing and Media from 1995-98. She led the firm's relationship and partnership marketing activities on behalf of such clients as Dayton-Hudson Corporation and its retail subsidiaries Target and Mervyn's, where she was responsible for entertainment and sports marketing partnerships as well as community affairs marketing programs.

From 1993-95, Rone held the title as Director of Client Services for the Santa Monica-based media firm Focus Media. She began her career as a creative advertising executive in Minneapolis, MN, holding positions of increasing responsibility at Campbell-Mithun-Esty Advertising and Chuck Ruhr Advertising from 1987-93.

Rone is the Vice President of the Dodger Dream Foundation, is on the Advisory Committee for Major League Baseball Advanced Media, and serves on the Board of the Los Angeles Chapter of the National Sports Marketing Association. She is also a member of the Women's Sports Foundation.

Rone earned a bachelor's degree in Marketing from the University of Minnesota. She and her husband, David, reside in Manhattan Beach with their daughter, Alex (2).

DODGER HOME FIELDS

Washington Park	1890
Eastern Park	1891-1897
Washington Park	1898-1912
(across from first Washington Park)	
Ebbets Field	1913-1957
Roosevelt Stadium	1956-57
Los Angeles Memorial Coliseum	1958-61
Dodger Stadium	1962-present



SAM FERNANDEZ

SENIOR VICE PRESIDENT
& GENERAL COUNSEL

Sam Fernandez begins his 19th season with the Dodgers and third as Senior Vice President, General Counsel. He was appointed to current position Jan. 27, 2000. Fernandez originally joined the organization on June 1, 1984 as General Counsel and was later assigned the additional responsibilities of Assistant Secretary in 1987 and Secretary in 1998.

Fernandez was an associate with the law firm of Latham & Watkins from 1980-84, serving as the Dodgers' resident counsel from Feb. 1, 1983 until formally joining the organization in 1984.

Fernandez graduated magna cum laude from UCLA in 1976 with a bachelor of arts degree in sociology and political science. He received his Juris Doctor in 1980 from Hastings College of Law at the University of California and was elected to the Order of the Coif. He was admitted to the practice of law in 1980 and is an active member of the California State Bar and the American Bar Association.

Fernandez currently serves on the Board of Directors of Major League Baseball Enterprises, Inc. He has also served on the Boards of Major League Baseball Properties, Inc., the Pediatrics and Family Medical Foundation in Los Angeles and the Southern California Chapter of the American Corporate Counsel Association.

Fernandez and his wife, Susan, reside in Manhattan Beach with their children, Kristina and Mike.



DERRICK HALL

SENIOR VICE PRESIDENT,
COMMUNICATIONS

Derrick Hall enters his third season as Senior Vice President, Communications, a position he was appointed to on Dec. 14, 1999. He is responsible for all corporate and club communications efforts and directly oversees the club's public relations, publications, broadcasting, external affairs, government relations and new media departments.

Hall originally joined the Dodgers in 1992 and worked in several capacities for the club's Single-A Florida State League affiliate in Vero Beach, FL. In addition to his numerous spring training and Single-A season duties, Hall added the position of Arizona Instructional League Business Manager to his baseball experience. He moved to Los Angeles in May 1994 to join the Publicity Department, initially as Assistant Director and later as Director, and remained with the ballclub until January 1999. As Director, Publicity, Hall coordinated all public relations efforts during the sale of the ballclub from the O'Malley family to the FOX Group in 1998.

Hall left the Dodgers in January 1999 to become the host of a three-hour morning talk show on XTRA Sports 1150 AM, the Dodgers' flagship station. In addition to his early-morning routine, Hall hosted the pregame show, "Dodger Game Day" on 1150 AM when the team played at home. He also was in front of the camera as a fill-in sports anchor at KNBC-TV Channel 4 in Los Angeles beginning in August 1999, a position he relinquished upon accepting the job with the Dodgers.

The Los Angeles native received a bachelor's degree from Arizona State University in sports broadcasting and a master's degree from Ohio University in sports administration. He received several academic and achievement honors while earning his degrees, and was named Arizona State University's Man of the Year his senior year. Upon undergraduate completion, Hall assumed an assistant editor role for a city magazine in Las Vegas.

He serves on the Board of Directors for the Los Angeles Economic Development Corporation, the Southern California Sports Broadcasters Association, the Southern California Chapter of the 65 Roses Cystic Fibrosis Foundation, Chinatown Service Center, and is a member of the March of Dimes Communications Committee.

Hall and his wife, Amy, have three children, Logan, Hayden and Kylie.



TOMMY LASORDA

SENIOR VICE PRESIDENT



Regarded by many as baseball's most popular ambassador, Tommy Lasorda begins his 53rd season in the Dodger organization and seventh as Vice President. He was named Vice President on July 29, 1996 after retiring as manager, a position he held for the previous 20 seasons. Lasorda assumed all player personnel responsibilities when he was named the Dodgers' interim General Manager on June 22, 1998. He relinquished his General Manager duties when he was promoted to Senior Vice President on Sept. 11, 1998.

In his current front-office capacity, Lasorda spends much of his time scouting, evaluating and teaching minor league players as well as spreading baseball goodwill to thousands as he makes more than 100 speeches and appearances to various charities, private groups and military personnel each year.

Last season saw Lasorda take his baseball and motivational expertise to Japan when the Los Angeles Dodgers and the Osaka Kintetsu Buffaloes agreed to a one-year "friendship" agreement that centered around Lasorda consulting with Kintetsu in all aspects of baseball. Lasorda, who along with Kintetsu have extended their agreement for one more season in the hopes of building on their success from 2001, spent a total of three months of the season in Japan not only teaching the fundamentals of baseball to the players but also instructing their baseball operations staff about the business of baseball. Before the association with the Dodgers and Lasorda, the Buffaloes had finished last the previous two seasons but in 2001 they won their first pennant in 10 years.

The 2000 season proved to be memorable for Lasorda. On May 5, he was named to manage the United States Olympic Baseball Team for the 2000 Summer Olympic Games in Sydney, Australia. His team, considered underdogs by many, won the Gold Medal on September 27, just five days after celebrating his 73rd birthday. On November 6, the Tom Lasorda Heart Institute at Centinela Hospital Medical Center in Inglewood, CA officially opened.

In 1997, Lasorda was elected to the National Baseball Hall of Fame by the Veterans Committee in his first year of eligibility. He was the 14th manager and 15th Dodger inducted into the Hall of Fame. Lasorda's uniform number (2) was retired by the Dodgers on Aug. 15, 1997 and the main street that leads to the entrance of Dodgertown in Vero Beach, FL was renamed Tommy Lasorda Lane on March 5, 1997. Lasorda also threw out the first pitch in Game 7 of the 1997 World Series.

Lasorda compiled a 1,599-1,439 record and won two World Championships, four N.L. pennants and eight division titles in an extraordinary 20-year career as the Dodgers' manager. He ranks 13th with 1,599 wins and 12th with 3,038 games managed in major league history. Lasorda's 16 wins in 30 N.L. Championship Series games managed were the most of any manager at the time of his retirement in 1996. His 61 postseason games managed rank third all-time behind Bobby Cox and Casey Stengel. Lasorda posted a 3-1 record as the N.L. manager in four All-Star Games. He joined St. Louis' Gabby Street (1930-31) as the only managers in N.L. history to win league titles in his first two seasons when he led the Dodgers to titles in 1977-78. Lasorda also managed nine of the Dodgers' 16 Rookies of the Year, more than any other big league skipper in history. He also managed five current major league managers during their playing days: Anaheim's Mike Scioscia, San Francisco's Dusty Baker, Detroit's Phil Garner, Milwaukee's Davey Lopes and the New York Mets' Bobby Valentine.

Prior to replacing Hall of Famer Walter Alton as manager on Sept. 29, 1976, Lasorda spent four seasons in Los Angeles on Alton's coaching staff from 1973-76. He spent eight seasons as a manager in the Dodgers' minor league system at Pocatello (1965), Ogden (1966-68), Spokane (1969-71) and Albuquerque (1972). Lasorda also spent four years as a Dodgers scout after retiring as a player following the 1960 season. An astounding 75 players Lasorda managed in the minor leagues went on to play in the majors.

Lasorda compiled an 0-4 record and 6.52 ERA as a left-handed pitcher in parts of three major league seasons with the Brooklyn Dodgers (1954-55) and Kansas City Athletics (1956). In all, he spent 14 seasons in the minor leagues from 1945-60 and he served two years in the military from 1946-47.

Lasorda has won numerous awards throughout his career, including being named Minor League Manager of the Year by The Sporting News in 1970, Manager of the Year by UPI and AP in 1977, Manager of the Year by AP in 1981 and N.L. Manager of the Year by Baseball America and Co-Manager of the Year by The Sporting News in 1988. He was the recipient of the Association of Professional Baseball Players of America's inaugural Milton Richman Memorial Award with Sparky Anderson in 1987, the BBWAA Philadelphia Chapter's Humanitarian Award in 1993, Los Angeles Junior Chamber of Commerce's Award of Merit in 1997, Touchdown Club of Columbus' Baseball Ambassador of the Year in 1997, Areté's Courage in Sports Award in 1997 and was honored by the President of the Dominican Republic in 1997 for his dedication to the game of baseball throughout his career.

Lasorda has been a spokesperson for the American Heart Association and has received honorary doctorate degrees from Pepperdine University, St. Thomas University, Cal State Long Beach and the University of Phoenix.

Lasorda and his wife Jo, whom he has been married to for 51 years, reside in Fullerton, CA. They will celebrate their 52nd wedding anniversary on April 14, 2002. The couple renamed a gymnasium and youth center in memory of their son, Tom Jr., in Yorba Linda, CA on Sept. 7, 1997. They are also the proud grandparents of Emily Tess, who is the six-year-old child of their daughter Laura and son-in-law Bill Goldberg.



DAVE WALLACE

SENIOR VICE PRESIDENT,
BASEBALL OPERATIONS



Wallace begins his first season as Senior Vice President, Baseball Operations, a position he was appointed to on Oct. 3, 2001. His new position now affords him the opportunity to oversee the club's minor league operations and still consult with Dan Evans on baseball operations issues including those at the Major League level.

The 2001 season saw many changes in Wallace's role with the Dodgers. Credited with the development of several young Dodgers pitchers during his first tenure with the club, Wallace returned to the organization Dec. 6, 2000 as Special Assistant to the General Manager after spending three years with the New York Mets. But in mid-April was asked to take full control of the Dodgers' baseball operations department as the Interim General Manager, after the resignation of Kevin Malone. Upon the naming of Evans as Executive Vice President and General Manager, Wallace was then promoted to Senior Vice President, Baseball Operations.

When Wallace took over the baseball operations reins on April 19, 2001 the Dodgers were 7-8, in third place and 2.5 games back in the National League West. Throughout the course of the next five months and through the loss of three pitchers from their starting rotation, he and his staff made several transactions to give Jim Tracy the personnel to keep the team in the thick of the race. On July 13, the Dodgers acquired the speedy McKay Christensen to add outfield depth. They went on to acquire right-hander James Baldwin on July 26 and lefty Terry Mulholland and right-hander Mike Trombley just before the trading deadline on July 31. The club would remain in the thick of the race until finally being eliminated on Oct. 2.

Before returning to the Dodgers, Wallace served as pitching coach for the 2000 National League champion Mets which saw his staff rank third in the Major Leagues with a 4.16 earned run average. He joined the team on Oct. 30, 1997 as the Mets' Senior Advisor to General Manager Steve Phillips. One year later, he was appointed Senior Executive Advisor/Player Personnel.

Before his tenure with New York, Wallace spent 17 years in the Dodger organization, serving in many pitching-related capacities, including three seasons (1995-97) as major league pitching coach. During that tenure, Wallace carried on the rich tradition of Dodger pitching as each of his staffs ranked among the best in the big leagues.

In 1996, the Dodgers led the Major Leagues with a 3.36 ERA after finishing second (3.66) one year earlier when the team won the National League Western Division title. In 1997, the Dodger bullpen led the N.L. in ERA (3.40) while Dodger pitchers were tops in the majors in strikeouts (1,232) and second in ERA (3.62).

Wallace, who pitched in the Major Leagues with the Philadelphia Phillies and Toronto Blue Jays, started his career with the Dodgers in 1981 and proceeded to help develop the talents of such pitchers as Pedro Astacio, Darren Dreifort, Pedro Martinez, Ramon Martinez, Hideo Nomo, Chan Ho Park, Ismael Valdes and John Wetteland.

A native of Waterbury, CT, Wallace served as Single-A Vero Beach's pitching coach for two seasons (1981-82). In 1983, he moved up to Double-A San Antonio in the same capacity and then went on to Triple-A Albuquerque where he was pitching coach from 1984-86. In 1987, Wallace became roving pitching instructor for the entire minor league system, a position he held until becoming the big league pitching coach in 1995.

Wallace's professional playing career began in 1970 at Spartanburg after being signed by the Philadelphia Phillies out of the University of New Haven. Moving up through the system, the converted reliever made his Major League debut with Philadelphia in 1973, appearing in four games. He pitched in three games for the Phillies in 1974 and after three more seasons in their chain, he was signed by Toronto in 1978 and pitched in six big league games that season. Overall, the right-hander pitched in 13 big league games (0-1, 7.71 ERA) and 355 minor league contests (47-31 record, 60 saves). He ended his playing career by pitching for Santo Domingo and Pawtucket in 1979.

While at the University of New Haven, where he earned a Bachelor of Science degree in Business Administration in 1969, Wallace posted a 24-6 career record. He pitched New Haven to the NAIA Eastern Regional championship and a place in the national tournament in 1966. Wallace graduated from Sacred Heart High School in Waterbury, CT where he played baseball, basketball and football.

Wallace and his wife Joyce share time between their Norfolk, MA and Vero Beach, FL homes.



CRAIG CALLAN

VICE PRESIDENT,
SPRING TRAINING &
MINOR LEAGUE FACILITIES

Craig Callan enters his 23rd year at Dodgertown and his second as Vice President, Spring Training/Minor League Facilities. Callan's past duties have included overseeing the 465-acre Dodgertown complex which includes Spring Training, the Single-A Florida State League Vero Beach Dodgers, the Gulf Coast League Dodgers, various minor league activities and use by international teams, a Sports and Conference Center catering year-round to national and international groups, two golf courses and 60 acres of citrus groves.

In his new position as Vice President, he also oversees the Dodgers' training facility in the Dominican Republic and acts as a liaison with all Dodger minor league affiliates.

Since 1988 when Callan began serving as its director, Dodgertown has been recognized as one of the top spring training sites, often referred to as "Baseball Heaven, and the complex was rated the No. 1 spring training site in the March 1997 issue of *Baseball America*. Other awards include the 2000 Red Cross Business of the Year, 1999 United Way Corporate and Charter Community Service Award, the 1997 Chamber of Commerce Industry Appreciation and United Way Essence Awards, and the 1993 Indian River County Council of 100 Business of the Year Award.

Callan's dedication to Dodgertown culminated last winter in the state's agreement to designate funding to upgrade the facility to a state of the art baseball and entertainment complex. On Aug. 29, 2001, the local community purchased the Dodgertown baseball parcel for \$19 million. Renovations will begin after the 2002 season with a new, 30,000 square-foot building that will include new clubhouses, training facilities, and executive and administrative offices adjacent to Holman Stadium. Renovations to existing field are planned along with the construction of two full fields and one half field for minor league use, giving Dodgertown six full and two half fields as well as historic Holman Stadium.

An active member of the community, Callan was the recipient of the Vero Beach Police Department Citizen of the Year Award in 1995, and Treasure Coast Citizen of the Year Award in 1998 and the Florida Irish-American Society Irishman of the Year Award in 2001. He has served on several boards in the community, including the United Way, Samaritan Center, Council of 100 of Indian River County and the Civic Leadership Program, among others.

Callan and his wife, Cynthia, reside in Vero Beach and are the proud grandparents of three-year-old Corliss Rose.



DOUG DUENNES

VICE PRESIDENT, STADIUM OPERATIONS

Doug Duennes begins his seventh season with the Dodgers in 2002 and third as Vice President, Stadium Operations, a position he was appointed to on Jan. 27, 2000.

Duennes oversees all operations at Dodger Stadium, including food services, security, medical services, parking, operations, maintenance, stadium tours, ushers, ticket takers, gardeners and grounds crew while also coordinating all concerts and non-baseball events. He played a major role in the \$50 million limited renovation to Dodger Stadium during the 2000 offseason. The renovation project provided new Field Level seats down the foul lines beyond the dugouts, a new expanded dugout section with an adjacent club area, suites added on to the Club Level and a renovated Stadium Club.

Duennes joined the Dodgers in 1995 as Director, Stadium Operations after spending eight years in the same capacity for the San Diego Padres from 1987-94, including his last two seasons with the Padres as Vice President, Stadium Operations. Prior to joining the Padres, he spent 12 years with the Cincinnati Reds in the Stadium Operations department, including the last nine seasons as Director.

Duennes and his wife, Rachel, reside in Rancho Palos Verdes with their son, Philip.



TOMMY HAWKINS

VICE PRESIDENT, EXTERNAL AFFAIRS

Tommy Hawkins begins his 15th year with the Dodgers and third as Vice President External Affairs. Hawkins originally joined the organization as Vice President, Communications on Oct. 28, 1987. In his current role, Hawkins oversees the External Affairs Department functions and the Los Angeles Dodgers' Speakers Bureau, while also making more than 80 speaking engagements throughout the year on the Dodgers' behalf.

Hawkins spent 19 years as a television and radio broadcaster in Los Angeles after completing a 10-year career in the National Basketball Association in 1969. He co-hosted Mid-Morning Los Angeles on KHJ-TV from 1972-76 and 1985-87 and also hosted Daybreak L.A. on KABC-TV from 1977-78. Hawkins was also a sports anchor from 1969-73 on KNBC-TV where he earned a Golden Mike award in 1971, and was a network basketball analyst with Curt Gowdy and Jim Simpson on NBC from 1970-75. Hawkins also spent 14 years at KABC (790 AM) from 1973-87, where he created Baseball Spotlight, Dodger Forecast and Dodger Confidential while also hosting SportsTalk and DodgerTalk. He was the station's sports director from 1978-85. He was a partner in the Beverly Hills public relations and advertising firm Bishop, Hawkins and Associates from 1967-69 and taught "Mass Media and the History of the Black Athlete" at Cal State Long Beach from 1972-73.

The Chicago native was a two-time basketball All-America and captain at Notre Dame prior to joining the NBA, where he played for the Los Angeles Lakers from 1959-61 and 1966-69 and the Cincinnati Royals from 1961-65. He served as the Lakers' player representative from 1967-69 and was a member of the NBA players' labor negotiation team.

A leader in the community, Hawkins is a member of the Board of Trustees at Occidental College, Chairman of the Board of the Friends of Recreation Los Angeles ("for L.A.") and on the Board of Directors of the Los Angeles Sports Council, The Children's Burn Foundation, and Southern Los Angeles Little League. He is also an advisory board member of Goodwill Industries, member of the board of governors for the Special Olympics, a fellow of the UCLA LeRoy Neiman Center for the Study of American Society and Culture and serves on the University of Notre Dame Mendelson Center for Sports, Character & Culture Advisory Committee.

Hawkins has won numerous awards and honors throughout his career, including being named a Treasure of Los Angeles by the Central City Association in 1996, inducted into the California Black Sports Hall of Fame in 1996, named to the Los Angeles Athletic Club Hall of Fame in 1993, Franciscan Communications' Communicator of the Year in 1993, recipient of the Vincent T. Lombardi Award from the Boy Scouts of America's L.A. Council in 1993, inducted into the Chicago Sports Hall of Fame in 1990, honored with a star on the Sports Walk of Fame in San Pedro, CA in 1985, chosen by the Illinois Basketball Hall of Fame as a charter member in 1973 and was listed in Who's Who in America from 1972-75.

In 2000 Hawkins received the Founder's Award from Reviving Baseball in the Intercities (RBI), was also honored by the Children's Burn Foundation as the recipient of the Giving New Hope Award and by the Los Angeles Unified School District Adopt-a-School Council receiving the award as an "Ambassador" to the Partnerships and Adopt-a-School programs. In 1999 at Notre Dame, Hawkins was the recipient of the Sorin Award, given annually to the outstanding Notre Dame Alumnus.



CHRISTINE HURLEY

VICE PRESIDENT
& CHIEF FINANCIAL OFFICER

Cristine Hurley enters her fourth season with the Dodgers after joining the organization on Feb. 2, 1998 as Director of Finance and Accounting. She was promoted to Chief Financial Officer in June 1999 and received the Vice President of Finance title in November 2000. She oversees all financial aspects of the Dodger organization along with Information Systems and Merchandise Finance. Hurley is responsible for all budgeting, financial reporting and strategic planning for the organization.

Hurley came to the Dodgers after spending six years at the Walt Disney Company where she held multiple roles in Buena Vista Pictures Marketing, Theatrical Productions and Management consulting/audit. She spent six months working from the Disney Paris office and traveled extensively on behalf of the Disney Company consulting on contracts, license deals and theatrical distribution agreements.

Prior to joining the Walt Disney Company, Hurley worked for Ernst & Young accounting firm. She passed the CPA exam immediately following graduation from college and received her formal certification upon achieving two years of industry experience.

She is on the Board of Directors for the Dodger Dream Foundation and the Parkinson's Rescue Organization.

Hurley graduated summa cum laude from Northeastern University in 1989 with a Bachelors of Science in Finance and Accounting. She received her accounting certification in 1991.



KIM NG

VICE PRESIDENT
& ASSISTANT GENERAL MANAGER

Kim Ng (pronounced ANG) enters her first year as Vice President, Assistant General Manager of the Los Angeles Dodgers. She is one of only three female executives in Major League Baseball to hold such a position in baseball operations. Ng's primary responsibilities are roster maintenance, arbitration, trade and contract negotiations along with other baseball administration responsibilities.

Prior to joining the Dodgers, Ng served as Vice President and Assistant General Manager for the New York Yankees. At 29 years of age when hired by the Yankees, she was also the youngest Assistant General Manager in the Major Leagues. In her four seasons with the Yankees, New York won four American League pennants and three world championships.

Before her time with the Yankees organization, Ng served as Director of Waivers and Player Records for the American League in 1997. She approved all player transactions and contracts and assisted American League General Managers in the interpretation and application of Major League rules and the Basic Agreement.

She began her career in baseball in 1990 in arbitration and contract negotiations for the Chicago White Sox. She was promoted in 1991 to Special Projects Analyst and in 1995 to Assistant Director of Baseball Operations. In those positions, she assisted in all facets of the day-to-day operations of the Major League club, including contract negotiations, trades and free agent signings and the tracking of Major League player movement.

Ng is a 1990 graduate of the University of Chicago with a bachelor's degree in Public Policy. As a senior, she was honored as the Ballwebber "Athlete of the Year" and was named MVP of the Women's intercollegiate Varsity softball team.

A native of Ridgewood, NJ, she resides in Santa Monica, CA with her husband, Tony Markward.



DAVID WALKLEY

VICE PRESIDENT,
HUMAN RESOURCES & ADMINISTRATION

David Walkley enters his second season with the Dodgers after joining the organization on Feb. 1, 2001 in the newly created position of Vice President, Human Resources and Administration. He has responsibility for all aspects of Human Resources including recruitment, staffing, training and development, compensation, benefits, employee relations, grievances and arbitrations.


Prior to joining the Dodgers, Walkley spent 23 years with ARCO, all of it in Human Resource related positions, most recently as Vice President, Human Resources in their Los Angeles Corporate office where he played a critical role in the integration of ARCO into BP following the acquisition in April 2000. Before joining ARCO, Walkley worked for the Travelers Insurance Company, Barnes and Noble and The Stanley Works in a variety of Sales and Marketing positions.

Locally, Walkley is actively involved in numerous philanthropic activities including the United Way of Greater Los Angeles and is a member of the Board of Directors of the American Red Cross of Greater Los Angeles.

Walkley, a graduate of Central Connecticut State University, and his wife, Clare, reside in Manhattan Beach with their children, Andrew and Emily.



COACHING STAFF



JIM TRACY

MANAGER



Bats/Throws: Left/Right Height/Weight: 6-3/205
 Opening Day Age: 46 Wife's Name: Debra
 Born: December 31, 1955 in Hamilton, OH
 Resides: Claremont, CA
 Date Appointed: November 1, 2000

COACHING CAREER: Finished second in the 2001 National League Manager of the Year balloting as he guided the Dodgers to an 86-76 record in his first season at the helm...skillfully kept the Dodgers in the race the entire season, despite having to use the disabled list 20 times with players missing over a combined 600 games and juggling the lineup to come up with 114 different combinations...the Dodgers had at least a share of first place for 39 days during the season and never trailed by more than 7.5 games, which came during the first half of the season...following the 2001 season, the Dodgers exercised the options on Tracy's contract for the 2003 and 2004 seasons...named the Dodger field manager on Nov. 1, 2000, becoming the 24th manager in franchise history and sixth in Los Angeles...served as interim manager from July 16-19, 2000 while former manager Davey Johnson was ill, and guided the Dodgers to a 3-1 record...those victories by Major League Baseball rules are credited to Johnson, so Tracy entered his first season with no official record as a Major League manager...he begins his 26th season in professional baseball...served as the Dodgers' bench coach and coordinator of all on-field activities during spring training in 1999 and 2000...prior to joining the Dodgers' Major League staff, was a bench coach for four seasons under Montreal Expos' Manager Felipe Alou...had been a part of the Expos' organization since 1993...posted a 501-486 record in seven seasons as a minor league manager from 1987-91 and 1993-94 with three organizations: Chicago Cubs, Cincinnati Reds and Montreal...his teams finished first or second in four of his seven seasons as a minor league manager...was named *The Sporting News* and Eastern League Manager of the Year in 1993 after guiding the Expos' Double-A affiliate in Harrisburg to a 94-44 record and league title...the Senators were also named Minor League Team of the Year by *Baseball America*...also earned the Expos' John McHale Award for player development excellence...managed Montreal's Triple-A Ottawa affiliate to a 70-72 mark in 1994...Ottawa remained in playoff contention until the final weekend of the season...made his managerial debut in 1987 with the Cubs' Single-A Peoria affiliate in the Midwest League...spent three seasons at the helm of Double-A Chattanooga in the Reds' farm system from 1989-91...was the Reds' minor league field coordinator in 1992.

PLAYING CAREER: Compiled a .249 career batting average in eight minor league seasons after he was selected by the Cubs in the fourth round of the January 1977 First-Year Player Draft...played parts of the 1980-81 seasons in the Major Leagues with the Cubs...also played two seasons in Japan with Taiyo in 1983 and 1984...won the Texas League batting title in 1979 while playing for Midland with a .355 average.

PERSONAL: James Edwin Tracy and his wife, Debra, reside in Claremont, CA with their three sons, Brian (18), Chad (16) and Mark (14)...graduated in 1974 from Badin High School in Hamilton, OH, where he played football, basketball and baseball...is a member of that school's sports Hall of Fame...was a NCAA Division III All-America selection at Marietta College in Marietta, OH as a sophomore in 1976...also is a member of the Marietta College Sports Hall of Fame.

JIM TRACY'S MANAGERIAL RECORD

YEAR	CLUB	W-L	PCT.	FINISH
1987	Peoria (A)	71-69	.507	2nd
1988	Peoria (A)	70-70	.500	6th/3rd
1989	Chattanooga (AA)	58-81	.417	4th/5th
1990	Chattanooga (AA)	66-78	.458	4th/4th
1991	Chattanooga (AA)	72-72	.500	2nd/3rd
1993	Harrisburg (AA)	94-44	.681	1st
1994	Ottawa (AAA)	70-72	.493	2nd
2001	LOS ANGELES	86-76	.531	3rd
Major League Totals-1 year		86-76	.531	
Minor League Totals-7 years		501-486	.508	

JIM TRACY'S CAREER BATTING RECORD

YEAR	CLUB	AVG.	G	AB	R	H	2B	3B	HR	RBI	SH	SF	HP	BB	SO	SB	CS	E
1977	Pompano Beach	.226	93	261	27	59	13	2	4	34	3	1	2	41	66	1	4	4
1978	Pompano Beach	.244	78	225	42	55	7	5	6	43	3	3	1	58	34	2	2	4
	Midland	.259	54	189	34	49	9	2	8	29	1	0	2	20	50	2	2	2
1979	Midland	.355	86	301	75	107	16	1	15	67	2	3	4	63	41	7	8	6
	Wichita	.273	44	150	26	41	9	1	4	18	0	4	2	21	36	0	2	11
1980	Wichita	.320	112	406	66	130	17	6	16	63	1	3	1	67	68	4	4	5
	CHICAGO (NL)	.254	42	122	12	31	3	3	9	2	0	0	13	37	2	2	2	2
1981	Midland	.274	22	73	8	20	3	0	2	7	0	0	0	13	22	0	0	0
	CHICAGO (NL)	.238	45	63	6	15	2	1	0	5	0	1	0	12	14	1	0	0
1982	Tucson	.318	133	481	85	153	35	3	12	100	0	4	1	81	83	5	2	4
1983	Taiyo	.303	125	469	61	142	29	2	19	66	-	-	-	32	74	3	-	-
1984	Taiyo	.222	3	9	1	2	0	0	1	5	-	-	-	2	1	0	-	-
	Tucson	.244	52	156	22	38	12	3	1	21	1	2	0	31	39	2	1	2
Major League Totals-2 years		.249	87	185	18	46	5	4	3	14	2	1	0	25	51	3	2	2



JACK CLARK

44

HITTING COACH

Bats/Throws: Right/Right Height/Weight: 6-3/225
 Opening Day Age: 46
 Born: November 10, 1955 in New Brighton, PA
 Resides: Scottsdale, AZ
 Date Appointed: November 21, 2000

COACHING CAREER: Enters his second season as the Dodgers' Major League hitting coach...kept the Dodgers among the league leaguers in home runs in 2001 and helped coach Shawn Green to a franchise record 49 home runs...he served in the Dodgers' organization as the Single-A California League champion San Bernardino Stampede's hitting instructor in 2000...his team finished with a .265 batting average and subsequently led all playoff teams in average, home runs and runs scored... managed the River City Rascals to a 39-45 record and a fourth place tie in the independent Frontier League's Western Division in 1999.

JACK CLARK'S CAREER MANAGERIAL RECORD

YEAR	CLUB	W-L	PCT.	FINISH
1999	River City (Ind.)	39-45	.464	4th

PLAYING CAREER: Outstanding

18-year Major League career with the San Francisco Giants, St. Louis Cardinals, New York Yankees, San Diego Padres and Boston Red Sox during which he slugged 340 home runs, drove in 1,180 runs and batted .267...averaged nearly 20 home runs a season in his career, including eight seasons with 25 or more home runs...he helped lead the Cardinals to the World Series in 1985 and 1987 and was selected to National League All-Star teams four times during his career...while with the Yankees in 1988, led all American League designated hitters in game-winning hits (13) and walks (92), was second in RBI (72) and third in home runs (21)...had his 1987 campaign with St. Louis cut short with a ligament tear in his ankle, yet still led the NL in slugging percentage (.597), on-base percentage (.459) and walks (136), and finished fourth in RBI (106) and sixth in home runs (35)...reached base safely in all six NLCS games vs. the Dodgers in 1985, including hitting the dramatic two-out, three-run home run off Tom Niedenfuer which propelled the Cardinals into the World Series...hit safely in six of his seven World Series games against the Kansas City Royals in a 4-3 series loss...received the NL Silver Slugger award as a first baseman in 1985...named the San Francisco Giants team captain for the 1984 season...made the *Baseball Digest* All Rookie Team in 1977, after batting .252 with 17 doubles, 13 home runs and 51 RBI with the Giants...selected in the 13th round of the June 1973 First-Year Player Draft by the San Francisco Giants as a pitcher...pitched in five games for Great Falls, before converting to the outfield.

PERSONAL: Jack Anthony Clark resides in Scottsdale, AZ...he has three daughters, Danika (21), Rebekah (20) and Erika (12) and one son, Anthony (17)...graduated from Gladstone High School in Azusa, CA where he played baseball and basketball...was honored as the right fielder on the San Francisco All-Dream Team in 1982, commemorating the Giants' first 25 years in San Francisco.

JACK CLARK'S CAREER BATTING RECORD

YEAR	TEAM	AVG	G	AB	R	H	2B	3B	HR	RBI	SH	SF	HP	BB	SO	SB	CS	E
1973	Great Falls	.321	65	234	46	75	20	1	9	54	0	1	2	26	49	5	4	1
1974	Fresno	.315	131	495	88	156	23	9	19	117	0	5	0	60	89	3	0	53
1975	Lafayette	.303	126	466	94	141	25	2	23	77	0	4	0	65	59	9	0	56
	SAN FRANCISCO	.235	8	17	3	4	0	0	0	2	0	1	0	1	2	1	0	0
1976	Phoenix	.323	131	470	111	152	29	16	17	86	0	2	0	72	73	16	10	9
	SAN FRANCISCO	.225	26	102	14	23	6	2	2	10	3	2	0	8	18	6	2	1
1977	SAN FRANCISCO	.252	136	413	64	104	17	4	13	51	1	3	2	49	73	12	4	6
1978	SAN FRANCISCO	.306	156	592	90	181	46	8	25	98	3	9	3	50	72	15	11	6
1979	SAN FRANCISCO	.273	143	527	84	144	25	2	26	86	1	6	1	63	95	11	8	5
1980	SAN FRANCISCO	.284	127	437	77	124	20	8	22	82	1	10	2	74	52	2	5	8
1981	SAN FRANCISCO	.268	99	385	60	103	19	2	17	53	0	6	1	45	45	1	1	4
1982	SAN FRANCISCO	.274	157	563	90	154	30	3	27	103	0	5	1	90	91	6	9	6
1983	SAN FRANCISCO	.268	135	492	82	132	25	0	20	66	0	7	1	74	79	5	3	9
1984	SAN FRANCISCO	.320	57	203	33	65	9	1	11	44	0	3	0	43	29	1	1	2
1985	ST. LOUIS	.281	126	442	71	124	26	3	22	87	0	5	2	83	88	1	4	14
1986	ST. LOUIS	.237	65	232	34	55	12	2	9	23	0	1	1	45	61	1	1	3
1987	ST. LOUIS	.286	131	419	93	120	23	1	35	106	0	3	0	136	139	1	2	14
1988	NEW YORK (AL)	.242	150	496	81	120	14	0	27	93	0	5	2	113	141	3	2	5
1989	SAN DIEGO	.242	142	455	76	110	19	1	26	94	0	5	1	132	145	6	2	15
1990	SAN DIEGO	.266	115	334	59	89	12	1	25	62	0	2	2	104	91	4	3	6
1991	BOSTON	.249	140	481	75	120	18	1	28	87	0	5	3	96	133	0	2	0
1992	BOSTON	.210	81	257	32	54	11	0	5	33	0	5	2	56	87	1	1	1
Major League Totals-18 years		.267	1994	6847	1118	1826	332	39	340	1180	9	83	24	1262	1441	77	61	105

JIM COLBORN

PITCHING COACH



Bats/Throws: Right/Right Height/Weight: 6-0/191
 Opening Day Age: 55 Wife's Name: Jennifer
 Born: May 22, 1946 in Santa Paula, CA
 Resides: Ventura, CA
 Date Appointed: November 21, 2000

COACHING CAREER: Named the Dodgers' pitching coach on Nov. 21, 2000...his first season was full of challenges as the Dodgers lost three of their projected starting pitchers to injury and were forced to utilize 12 different starters during the season, the most since a Los Angeles Dodger record of 13 in 1964...the Dodger staff finished among the top half in the league in 15 different categories, including finishing fourth in strikeouts...was instrumental in the conversion of Terry Adams from a reliever to a starting pitcher...served as the Director of Pacific Rim Scouting for the Seattle Mariners the previous five years and was instrumental in the signings of 2000 American League Rookie of the Year Kazuhiro Sasaki and 2001 American League Rookie of the Year and MVP Ichiro Suzuki...worked as a professional coach and manager from 1984-96, including spending 1990-93 as pitching coach for the Orix Blue Wave of the Japanese Pacific League.

PLAYING CAREER: Played 12 seasons professionally, including 10 in the Major Leagues with the Chicago Cubs (1969-71), Milwaukee Brewers (1972-76), Kansas City Royals (1977-78) and Seattle Mariners (1978)...posted career totals of 83-88 with a 3.80 ERA...was named to the American League All-Star team in 1973, as he reached the break with a 13-5 record and a 2.88 ERA...finished the 1973 season with a 20-12 record and set the Brewers' club record by pitching 314.1 innings...had 51 complete games while a member of the Brewers, nearly one third of his starts...as a member of the Royals in 1977, pitched a no-hitter against the Texas Rangers.

PERSONAL: James William Colborn and his wife, Jennifer, have four children, Daisy, Rose, Holly and Jimmy...graduated from Whittier College in 1967 with a bachelor's degree in Sociology...also attended the University of Washington and Edinburgh University in Scotland on a Rotary Foundation Fellowship...attended Santa Paula H.S. in Santa Paula, CA where he was the captain of the baseball, football and basketball teams his senior season...appeared in Kevin Costner's movie *For the Love of the Game*, which also featured Dodger Hall of Fame broadcaster Vin Scully.

JIM COLBORN'S CAREER PITCHING RECORD

YEAR TEAM	W-L	ERA	G	GS	CG	SHO	SV	IP	H	R	ER	HR	HB	BB	SO	WP	BK
1967 Lodi	7-3	3.36	16	14	4	0	-	99.0	91	41	37	5	3	37	106	7	2
1968 San Antonio	0-1	18.00	2	1	0	0	-	4.0	11	9	8	3	0	5	3	1	0
Lodi	12-6	3.20	31	22	5	1	-	152.0	143	64	54	9	5	53	171	4	2
1969 Tacoma	8-7	2.28	21	20	10	1	0	146.0	132	57	37	6	2	54	80	3	1
CHICAGO	1-0	3.07	6	2	0	0	0	14.2	15	6	5	2	1	9	4	0	1
1970 CHICAGO	3-1	3.59	34	5	0	0	4	72.2	88	37	29	3	1	23	50	1	1
1971 Tacoma	8-9	3.92	32	12	6	0	8	124.0	128	59	54	10	4	31	109	3	1
CHICAGO	0-1	6.97	14	0	0	0	0	10.1	18	8	8	1	0	3	2	0	0
1972 MILWAUKEE	7-7	3.11	39	12	4	1	0	147.2	135	53	51	14	2	43	97	5	0
1973 MILWAUKEE	20-12	3.18	43	36	22	4	1	314.1	297	133	111	21	3	87	135	6	1
1974 MILWAUKEE	10-13	4.06	33	31	10	1	0	224.0	230	104	101	27	6	60	83	3	0
1975 MILWAUKEE	11-13	4.27	36	29	8	1	2	206.1	215	111	98	18	5	65	79	5	0
1976 MILWAUKEE	9-15	3.71	32	32	7	0	0	225.2	232	97	93	20	2	54	101	6	2
1977 KANSAS CITY	18-14	3.62	36	35	6	1	0	239.0	233	106	96	22	13	81	103	8	3
1978 KANSAS CITY	1-2	4.76	8	3	0	0	0	28.1	31	18	15	4	2	12	8	0	0
SEATTLE	3-10	5.35	20	19	3	0	0	114.1	125	77	68	21	6	38	26	2	1
Major League Totals-10 years	83-88	3.80	301	204	60	8	7	1597.1	1619	750	675	153	41	475	688	36	9

GLENN HOFFMAN

35

THIRD BASE COACH

Bats/Throws: Right/Right Height/Weight: 6-2/188
 Opening Day Age: 43 Wife's Name: Cheryl
 Born: July 7, 1958 in Orange, CA
 Resides: Anaheim Hills, CA
 Date Appointed: October 27, 1998



COACHING CAREER: Enters his third full season as the Dodgers' third base coach, fourth as a Major League coach with the Dodgers and 27th year in professional baseball...began the 1999 season as the Dodgers' bullpen coach and before he was re-assigned to third base coach on May 26...was impressive in his first stint as a Major League manager in 1998, guiding the Dodgers to a 47-41 record (.534) and third-place finish in the NL West after taking over as skipper on June 21...prior to his appointment as manager, he compiled a 246-302 mark in five seasons as a skipper in the Dodgers' farm system from 1991-98...served as the Dodgers' minor league field coordinator beginning in 1994 while also managing several of the club's affiliates...had a successful first season as a manager in 1991, guiding the rookie-level Great Falls Dodgers to a 46-24 record and Pioneer League championship.

GLENN HOFFMAN'S CAREER MANAGERIAL RECORD

YEAR	CLUB	W-L	PCT.	FINISH
1991	Great Falls (Rookie)	46-24	.657	1st
1992	Vero Beach (A)	53-82	.393	4th
1993	San Antonio (AA)	58-76	.433	4th
1997	Albuquerque (AAA)	62-79	.440	5th
1998	Albuquerque (AAA)	27-41	.397	4th
	LOS ANGELES	47-41	.534	3rd
Major League Totals-1 year		47-41	.534	
Minor League Totals-5 years		246-302	.449	

PLAYING CAREER: Played parts of nine seasons in the Major Leagues as an infielder with the Boston Red Sox (1980-87), Dodgers (1987) and California Angels (1989)...was a member of Boston's AL Championship team in 1986, opening the season as the starting shortstop before spraining his right ankle in the second game of the season on April 9 at Detroit...was placed on the disabled list May 17 after being diagnosed with mitral valve prolapse syndrome (mild cardiac problem)...returned to the Red Sox on Sept. 5 and played in four games...named to the Topps and Baseball America All-Rookie teams in 1980...was Boston's second-round selection in the June 1976 First-Year Player Draft after graduating from Savanna High School in Anaheim, CA.

PERSONAL: Glenn Edward Hoffman and his wife, Cheryl, have five children, Sara (15), Stacy (13), Sabrina (11) and twins, Drake (7) and Dylan (7)...won all-league and all-county honors at Savanna H.S. in Anaheim, CA while setting school records for hits and doubles...won three letters in basketball as a guard and was an all-league selection as a senior when he set a career school scoring record...his younger brother, Trevor, is an all-star closer for the San Diego Padres.

GLENN HOFFMAN'S CAREER BATTING RECORD

YEAR	CLUB	AVG.	G	AB	R	H	2B	3B	HR	RBI	SH	SF	HP	BB	SO	SB	CS	E
1976	Elmira	.272	60	191	29	52	7	2	3	34	5	2	2	23	9	2	1	17
1977	Winter Haven	.289	126	425	51	123	17	2	3	61	4	9	2	51	23	1	3	34
	Pawtucket	.444	4	9	2	4	1	0	0	2	0	0	0	1	1	0	0	1
1978	Pawtucket	.282	131	411	27	116	17	1	2	48	8	2	2	23	51	4	0	45
1979	Pawtucket	.285	139	520	70	148	13	3	11	54	6	4	10	29	66	1	1	19
1980	BOSTON	.285	114	312	37	89	15	4	4	42	9	4	2	19	41	2	4	17
1981	BOSTON	.231	78	242	28	56	10	0	1	20	6	0	1	12	25	0	1	15
1982	BOSTON	.209	150	469	53	98	23	2	7	49	5	4	5	30	69	0	4	20
1983	BOSTON	.260	143	473	56	123	24	1	4	41	11	2	2	30	76	1	1	26
1984	BOSTON	.189	64	74	8	14	4	0	0	4	1	0	0	5	10	0	1	5
1985	BOSTON	.276	96	279	40	77	17	2	6	34	9	3	5	25	40	2	2	11
1986	BOSTON	.217	12	23	1	5	2	0	0	1	0	1	0	2	3	0	0	2
	New Britain	.250	4	8	1	2	0	0	0	1	0	0	0	0	1	0	0	0
1987	BOSTON	.200	21	55	5	11	3	0	0	6	0	0	2	3	9	0	0	1
	Pawtucket	.231	46	160	18	37	7	0	2	22	1	1	4	14	19	2	0	5
	LOS ANGELES	.220	40	132	10	29	5	0	0	10	5	0	2	7	23	1	1	6
1988	Pawtucket	.240	109	366	38	88	14	0	3	33	10	1	4	36	48	2	3	10
1989	CALIFORNIA	.212	48	104	9	22	3	0	1	3	4	0	1	3	13	0	2	3
1990	Albuquerque	.302	24	63	7	19	3	1	0	10	1	1	0	2	9	1	1	1
Major League Totals-9 years		.242	765	2163	247	524	105	9	23	210	50	14	20	136	309	6	16	106

JIM LETT

BULLPEN COACH



Bats/Throws: Right/Right Height/Weight: 6-0/190
 Opening Day Age: 51 Wife's Name: Diane
 Born: January 3, 1951 in Charleston, WV
 Resides: Winfield, WV
 Date Appointed: November 8, 2000

COACHING CAREER: Named the Dodgers' bullpen coach on Nov. 8, 2000 after spending the previous four seasons in the Toronto Blue Jays organization, first as a coach in 1997, then as bench coach in 1998 and 1999 and finally Assistant Director, Player Development in 2000...has worked in professional baseball as a player, coach and front office executive the past 28 years...played and coached in the Cincinnati Reds' organization from 1973-96...served as the Reds' bench coach in 1996, after working from 1993-95 as the Reds' field coordinator...spent the 1991-92 seasons as a coach for Triple-A Nashville...was a minor league manager for the Reds from 1977-85 and 1990, guiding his teams to a first or second place finish in six of 10 seasons...led Charleston, WV to the South Atlantic League championship in 1990...named Western Carolina's League Manager of the Year in 1978 as he led Shelby to a second place finish.

JIM LETT'S CAREER MANAGERIAL RECORD

YEAR	CLUB	W-L	PCT.	FINISH
1977	Shelby (A)	60-79	.432	6th
1978	Shelby (A)	75-64	.540	2nd
1979	Greensboro (A)	65-71	.478	4th
1980	Cedar Rapids (A)	59-81	.421	2nd
1981	Tampa (A)	79-54	.594	1st
1982	Waterbury (AA)	56-82	.406	4th
1983	Waterbury (AA)	59-80	.424	7th
1984	Cedar Rapids (A)	75-63	.543	2nd
1985	Billings (R)	41-27	.603	2nd
1990	Charleston, WV (A)	77-66	.538	1st
Minor League Totals-10 years		646-667	.492	

PLAYING CAREER: Spent three seasons in the Reds' minor league system as an infielder, posting a .256 average in 313 games...broke into professional baseball in 1973 at Bradenton, where he batted .380 in 13 games...he played for Three Rivers in 1975, his final season as a player, and knocked in a career-high 49 runs.

PERSONAL: James Curtis Lett and his wife, Diane, have two children, Meredith (21) and James Craig (16)...graduated from Winfield High School in West Virginia, where he played baseball, basketball and football...earned all-state honors in basketball as the top scorer in the state and All-America honors in football as a quarterback...graduated from the University of Kentucky in 1973, where he was selected to the All-Southeastern Conference baseball team in 1971...also was a quarterback on the University of Kentucky football team.

JIM LETT'S CAREER BATTING RECORD

YEAR	CLUB	AVG.	G	AB	R	H	2B	3B	HR	RBI	SH	SF	HP	BB	SO	SB	CS	E
1973	Bradenton	.380	13	50	1	19	3	0	0	7	0	3	0	0	2	0	0	3
	Tampa	.238	43	147	13	35	7	1	2	19	5	3	1	12	17	1	1	8
1974	Tampa	.248	129	451	51	112	23	1	3	35	9	4	2	45	37	3	2	17
1975	Three Rivers	.257	128	432	27	111	18	2	1	49	13	7	6	43	38	6	5	12
Minor League Totals-3 years		.256	313	1080	92	277	51	4	6	110	27	17	9	100	94	10	8	40



MANNY MOTA

11

COACH

Bats/Throws:	Right/Right	Height/Weight:	5-11/180
Opening Day Age:	64	Wife's Name:	Margarita
Born:	February 18, 1938 in Santo Domingo, DR		
Resides:	Santo Domingo, DR		
Date Appointed:	January 1, 1980		

COACHING CAREER: Enters his 23rd season as a coach with the Dodgers and 33rd overall in the organization after a playing career in Los Angeles that spanned parts of 13 seasons from 1969-1980 and 1982...begins his sixth campaign assisting and communicating with the Dodgers' Latin American players while also coordinating all aspects of video instruction and opponent charting...began his Dodger coaching career in 1980 when he was named first base coach and batting instructor...was the Dodgers' bench coach for the remainder of the 1996 season after Tom Lasorda announced his retirement on July 29...has participated in five World Series with the Dodgers as a player or coach...was a player on the club's World Series teams of 1974, '77 and '78 and a coach in '81 and '88...has managed nine seasons in the Dominican Winter League...he won league titles with Licey in 1971, '83 and '84...was the Caribbean World Series MVP as a player-manager in 1971...was selected the Dominican Winter League's Manager of the Year in 1984 while with Cambrioso...skipped Mexicali to the semifinals of the Mexican Pacific League in 1993.

PLAYING CAREER: Batted .304 during his 20-year Major League career with the Dodgers (1969-82), San Francisco (1962), Pittsburgh (1963-68) and Montreal (1969) while becoming baseball's all-time pinch-hit leader with 150, a mark since broken by New York Met Lenny Harris in 2001...was selected as a NL All-Star in 1973...batted .357 off the bench in 1979 and registered 15 pinch hits to surpass Smokey Burgess' career Major League record of 144...his career average of .299 (150-for-501) as a pinch hitter is seventh on baseball's all-time list...compiled a .319 (106-for-332) average as a pinch hitter and a .315 average (605-for-1923) overall during his career with Los Angeles...notched 14 pinch-hits once (1977) and 15 twice (1974, 1979) during his Dodger career...retired as a player in 1980 but was activated on Aug. 29 of that year when Reggie Smith went on the disabled list...had three hits in seven pinch-hit at-bats after returning to baseball for his 19th Major League season at the age of 42...was the first player selected in the 1968 Major League expansion draft by the Montreal Expos...in 1969 appeared in 31 games for Montreal, batting .315 (28-for-89), before he was traded with shortstop Maury Wills to the Dodgers for outfielder-first baseman Ron Fairly and infielder Paul Popovich...selected to the 1973 NL All-Star squad after leading the circuit with a .351 average at the mid-season break.

PERSONAL: Manuel Rafael (Geronimo) Mota and his wife, Margarita, reside in the Dominican Republic during the offseason, where he operates a youth baseball league and the Manny Mota International Foundation, a non-profit organization which has raised money to build a medical clinic, baseball fields and school in the Dominican Republic and help needy children in the Dominican and United States...the foundation also awards college scholarships...was a recent recipient in the Dominican Republic of the Deportista Meritorio, a lifetime achievement award honoring his baseball career and exemplary citizenship...he and his wife have eight children, Cecilia, Jose, Andres, Domingo, Manuel, Maria, Rafael and Tony, their youngest son who is currently an outfielder in the Cardinals' organization.

DODGER WINNING STREAKS

Overall Winning Streaks

13	May 21-June 2*, 1962
	Sept. 16-30, 1965
12	April 24-May 5, 1976
11	May 17-29, 1993
10	April 20-30, 1980
	Aug. 9-16, 1985
9	May 8-15*, 1974
	June 26-July 4, 2001

Home Winning Streaks

13	May 4-June 5, 1993
9	April 24-May 2, 1976
8	Sept. 9-16, 1966
	May 7-13, 1979
	April 20-27, 1980
	Aug. 17-24, 1983
	July 13-Aug. 4, 1986

* 2nd game of doubleheader

Mota continued

MANNY MOTA'S CAREER BATTING RECORD

YEAR	CLUB	AVG.	G	AB	R	H	2B	3B	HR	RBI	SH	SF	HP	BB	SO	SB	CS	E
1957	Michigan City	.314	126	471	82	148	23	2	7	91	5	7	7	59	45	12	-	13
1958	Danville	.301	103	385	63	116	20	5	8	55	2	6	0	30	33	5	-	7
1959	Phoenix	.250	21	44	9	11	2	1	1	7	0	0	0	3	2	0	0	2
	Springfield	.314	65	245	39	77	10	7	3	28	1	2	0	13	17	5	-	5
1960	Harlingen	.307	141	541	76	166	18	10	4	79	7	8	5	52	30	14	12	9
1961	Tacoma	.289	142	484	64	140	13	4	3	43	15	2	5	39	37	5	9	4
1962	El Paso	.349	30	109	26	38	9	3	3	7	2	1	3	11	9	6	-	1
	SAN FRANCISCO	.176	47	74	9	13	1	0	0	9	1	1	1	7	8	3	1	2
1963	Columbus	.293	75	294	46	86	9	3	5	20	5	1	4	23	26	12	9	4
	PITTSBURGH	.270	59	126	20	34	2	3	0	7	0	0	1	7	18	0	2	2
1964	PITTSBURGH	.277	115	271	43	75	8	3	5	32	11	1	3	10	31	4	1	5
1965	PITTSBURGH	.279	121	294	47	82	7	6	4	29	5	3	2	22	32	2	2	2
1966	PITTSBURGH	.332	116	322	54	107	16	7	5	46	4	4	4	25	28	7	7	1
1967	PITTSBURGH	.321	120	349	53	112	14	8	4	56	5	8	2	14	46	3	2	2
1968	PITTSBURGH	.281	111	331	35	93	10	2	1	33	10	4	1	20	19	4	2	3
1969	MONTREAL-L.A.	.321	116	383	41	123	7	5	3	30	14	3	1	32	36	6	7	8
1970	LOS ANGELES	.305	124	417	63	127	12	6	3	37	12	2	3	47	37	11	6	5
1971	LOS ANGELES	.312	91	269	24	84	13	5	0	34	9	1	1	20	20	4	3	4
1972	LOS ANGELES	.323	118	371	57	120	16	5	5	48	5	2	5	27	15	4	4	1
1973	LOS ANGELES	.314	89	293	33	92	11	2	0	23	6	2	1	25	12	1	3	0
1974	LOS ANGELES	.281	66	57	5	16	2	0	0	16	5	4	1	5	4	0	0	0
1975	LOS ANGELES	.265	52	49	3	13	1	0	0	10	3	0	2	5	1	0	0	0
1976	LOS ANGELES	.288	50	52	1	15	3	0	0	13	0	1	0	7	5	0	1	0
1977	LOS ANGELES	.395	49	38	5	15	1	0	1	4	2	0	0	10	0	1	1	0
1978	LOS ANGELES	.303	37	33	2	10	1	0	0	6	1	0	0	3	4	0	0	0
1979	LOS ANGELES	.357	47	42	1	15	0	0	0	3	2	0	0	3	4	0	0	0
1980	LOS ANGELES	.429	7	7	0	3	0	0	0	2	0	0	0	0	0	0	0	0
1982	LOS ANGELES	.000	1	1	0	0	0	0	0	0	0	0	0	0	0	0	0	0
Major League Totals-20 years		.304	1536	3779	496	1149	125	52	31	438	95	36	28	289	320	50	42	35



JIM RIGGLEMAN

5

BENCH COACH

Bats/Throws: Right/Right Height/Weight: 5-11/185
 Opening Day Age: 49
 Born: November 9, 1952 in Fort Dix, NJ
 Resides: Madeira Beach, FL
 Date Appointed: November 8, 2000

COACHING CAREER: Begins his second season as the Dodgers' bench coach after having served as the third base coach for the Cleveland Indians during the 2000 season...managed the Chicago Cubs for five seasons from 1995-99, compiling a 374-419 record...guided the Cubs to a 90-73 record in 1998 and a postseason berth as the NL Wild Card representative, where they lost to the Atlanta Braves...finished third in the Associated Press Manager of the Year voting, behind the two World Series managers, Joe Torre of the New York Yankees and Bruce Bochy of the San Diego Padres...also finished third in the NL Manager of the Year voting that season...was named the 45th manager in Chicago Cubs' history when he was appointed on Oct. 21, 1994...prior to joining the Cubs, had spent parts of the 1992-94 seasons as the manager of the San Diego Padres...named the Padres' manager for the final 12 games of the 1992 season, and went 4-8...posted a 112-179 mark as manager of San Diego...has an overall Major League managerial record of

JIM RIGGLEMAN'S CAREER MANAGERIAL RECORD

YEAR	CLUB	W-L	PCT.	FINISH
1982	St. Petersburg (A)	43-34	.558	2nd
1983	St. Petersburg (A)	70-64	.522	2nd
1984	St. Petersburg (A)	71-73	.493	3rd
1985	Arkansas (AA)	64-70	.478	1st/4th
1986	Arkansas (AA)	67-67	.500	3rd/3rd
1987	Arkansas (AA)	72-63	.533	2nd/3rd
1988	Arkansas (AA)	32-38	.457	3rd
1991	Las Vegas (AAA)	65-75	.464	4th/5th
1992	Las Vegas (AAA)	74-70	.514	1st/3rd
	SAN DIEGO	4-8	.333	3rd
1993	SAN DIEGO	61-101	.377	7th
1994	SAN DIEGO	47-70	.402	4th
1995	CHICAGO (NL)	73-71	.507	3rd
1996	CHICAGO (NL)	76-86	.469	4th
1997	CHICAGO (NL)	68-94	.420	5th
1998	CHICAGO (NL)	90-73	.552	2nd
1999	CHICAGO (NL)	67-95	.414	6th
Major League Totals-8 years		486-598	.448	
Minor League Totals-9 years		558-554	.502	

Riggleman continued

486-598 (.448)...had a 558-554 record in nine years as a minor league manager in the St. Louis and San Diego farm systems from 1982-88 and 1991-92...his minor league teams finished third or higher in eight of nine seasons...took over as St. Louis' Director of Player Development in June of 1988...served as the Cardinals' first base coach under Whitey Herzog in 1989 and 1990 was a member of Felipe Alou's coaching staff at the 1995 All-Star Game and was on Bruce Bochy's staff at the 1999 Mid-Summer Classic.

PLAYING CAREER: Began his professional career in 1974 after being selected by the Los Angeles Dodgers in the fourth round of the June First-Year Player Draft...the infielder/outfielder played in the minors for eight seasons with the Dodgers (1974-76) and St. Louis (1976-81)...best professional season was in 1980 while playing for the Cardinals' Double-A Arkansas team, as he hit .295 with 21 home runs and 90 RBI and was named to the Texas League all-star team.

PERSONAL: James David Riggleman resides in Madeira Beach, FL and is single...has one son, Jon (19)...graduated from Richard Montgomery High School in Rockville, MD in 1970...earned a degree in Physical Education from Frostburg (MD) State College in 1974...is a member of the Frostburg State Hall of Fame, as he earned NAIA All-America honors in baseball in 1974...also played on the basketball team at Frostburg.

JIM RIGGLEMAN'S CAREER BATTING RECORD

YEAR	CLUB	AVG.	G	AB	R	H	2B	3B	HR	RBI	SH	SF	HP	BB	SO	SB	CS	E
1974	Waterbury	.266	80	252	29	67	13	1	8	41	3	0	5	25	56	20	2	20
1975	Waterbury	.257	129	439	61	113	14	7	11	57	5	2	3	54	86	53	7	53
1976	Waterbury	.261	84	287	38	75	14	2	6	39	1	4	1	31	47	18	5	18
	Arkansas	.299	47	154	29	46	9	1	5	25	1	2	2	19	13	10	1	10
1977	Arkansas	.280	27	93	10	26	7	2	0	11	2	1	1	16	9	5	1	5
	New Orleans	.240	103	346	52	83	16	0	17	52	1	1	4	34	65	24	4	24
1978	Arkansas	.293	59	174	34	51	8	1	4	34	1	4	0	43	39	14	3	14
1979	Arkansas	.273	46	110	17	30	9	0	1	23	0	3	1	13	23	4	0	4
	Springfield	.237	35	93	9	22	4	0	2	9	0	0	2	5	26	6	1	3
1980	Arkansas	.295	127	431	84	127	29	7	21	90	4	10	2	60	67	26	6	26
1981	Arkansas	.241	37	133	17	32	7	1	1	15	0	2	2	16	29	5	0	5
Minor League Totals-8 years		.268	774	2512	380	672	130	22	76	396	18	29	23	316	460	185	30	182



JOHN SHELBY

31

FIRST BASE COACH

Bats/Throws: Switch/Right Height/Weight: 6-1/190
 Opening Day Age: 46 Wife's Name: Trina
 Born: February 23, 1956 in Lexington, KY
 Resides: Lexington, KY
 Date Appointed: June 24, 1998

COACHING CAREER: Enters his fifth season as a Major League coach with the Dodgers and fourth full year as the club's first base coach...was named to the Dodgers' coaching staff on June 24, 1998 after beginning the season as a coach at Single-A Vero Beach...is in his

25th season in professional baseball and 12th in the Dodger organization...managed four seasons in the Dodger farm system from 1994-97, compiling a 265-286 record...managed Single-A Savannah to 63-77 record in 1997...managed two seasons (1995-96) at Double-A San Antonio...just missed qualifying for the playoffs with a 35-32 first-half record in his first season with San Antonio...led Single-A Bakersfield of the California League to a 69-67 record in 1994.

JOHN SHELBY'S CAREER MANAGERIAL RECORD

YEAR	CLUB	W-L	PCT.	FINISH
1993	Butte (Rookie)	26-49	.347	-
1994	Bakersfield (A)	69-67	.507	5th
1995	San Antonio (AA)	64-72	.522	2nd/4th
1996	San Antonio (AA)	69-70	.496	4th/2nd
1997	Savannah (A)	63-77	.450	4th/3rd
Minor League Totals-5 years		291-335	.465	

PLAYING CAREER: Compiled a .239 batting average in parts of 11 seasons with the Baltimore Orioles (1981-87), Dodgers (1987-90) and Detroit Tigers (1990-91)...played all three outfield positions...batted .247 (331-for-1339) with 32 home runs and 147 RBI in four seasons with the Dodgers...set career highs with 21 home runs and 69 RBI in just

Shelby continued

120 games after coming to the Dodgers in a trade with Baltimore on May 22, 1987...batted .263 with 23 doubles, 10 homers and 64 RBI in 1988, helping the Dodgers to a World Series championship...also won a World Series with Baltimore in 1983, driving in the game-winning run in Game 4 against Philadelphia.

PERSONAL: John T. Shelby and wife, Trina, reside in Lexington, KY during the offseason with their six children John T. III (16), Jeremy (14), Justin (12), Tiara (9), JaVon (5) and Jaren (4)...was a standout in baseball and basketball at Clay High School in Lexington.

JOHN SHELBY'S CAREER BATTING RECORD

YEAR	CLUB	AVG.	G	AB	R	H	2B	3B	HR	RBI	SH	SF	HP	BB	SO	SB	CS	E
1977	Bluefield	.256	60	211	28	54	9	1	0	21	2	1	0	10	44	6	5	7
1978	Miami	.231	13	26	4	6	1	0	0	3	0	0	1	3	5	0	2	2
	Bluefield	.282	64	248	49	70	9	1	6	25	4	3	3	30	45	7	4	6
1979	Miami	.201	132	478	50	96	11	6	3	38	7	4	5	44	120	13	10	8
1980	Charlotte	.241	134	560	66	135	27	11	6	51	5	1	1	22	122	34	14	16
1981	Charlotte	.235	62	251	40	59	11	4	2	21	5	1	0	27	28	24	11	10
	Rochester	.264	76	326	42	86	21	8	3	32	5	2	0	16	55	18	6	6
	BALTIMORE	.000	7	2	2	0	0	0	0	0	0	0	0	0	1	2	0	0
1982	Rochester	.279	133	548	92	153	26	6	16	52	12	3	1	51	115	34	16	8
	BALTIMORE	.314	26	35	8	11	3	0	1	2	0	0	0	5	0	1	0	0
1983	BALTIMORE	.258	126	325	52	84	15	2	5	27	6	0	0	18	64	15	2	4
1984	BALTIMORE	.209	128	383	44	80	12	5	6	30	12	0	0	20	71	12	4	2
1985	Rochester	.286	52	206	31	59	16	4	8	21	1	3	0	19	35	14	4	1
	BALTIMORE	.283	69	205	28	58	6	2	7	27	2	0	0	7	44	5	1	3
1986	BALTIMORE	.228	135	404	54	92	14	4	11	49	2	2	2	18	75	18	6	5
1987	BALTIMORE	.188	21	32	4	6	0	0	1	3	1	0	0	1	13	0	1	0
	Rochester	.250	6	24	5	6	2	0	1	2	0	0	1	5	4	1	1	0
	LOS ANGELES	.277	120	476	61	132	26	0	21	69	1	9	1	31	97	16	6	8
1988	LOS ANGELES	.263	140	494	65	130	23	6	10	64	1	6	0	44	128	16	5	6
1989	Albuquerque	.286	32	126	20	36	7	3	4	21	0	1	2	6	33	12	3	1
	LOS ANGELES	.183	108	345	28	63	11	1	1	12	0	1	0	25	92	10	7	2
1990	LOS ANGELES	.250	25	24	2	6	1	0	0	2	0	0	0	7	1	0	0	0
	Toledo	.316	5	19	2	6	1	0	0	1	0	0	0	0	0	0	0	0
	DETROIT	.248	78	222	22	55	9	3	4	20	6	0	0	10	51	3	5	41
1991	DETROIT	.154	53	143	19	22	8	1	3	8	1	0	1	8	23	0	2	2
Major League Totals-11 years		.239	1036	3090	389	739	128	24	70	313	32	18	4	182	671	98	40	73

WINNINGEST DODGER MANAGERS

Manager	Wins	Manager	Win Pct.
Walter Alston	2,040	William McGunnigle	.667
Tommy Lasorda	1,599	Charlie Dressen	.637
Wilbert Robinson	1,375	Burt Shotton	.598
Leo Durocher	738	Leo Durocher	.560
Ned Hanlon	511	Walter Alston	.558



STAN JOHNSTON

HEAD ATHLETIC TRAINER

Dodgers

Stan Johnston begins his third season as the club's head athletic trainer after spending four years as the Dodgers' assistant athletic trainer from 1996-99. Prior to moving to Los Angeles, Johnston was also the head athletic trainer at Triple-A Albuquerque from 1989-95 and gathered additional experience as the head trainer for Sun Cities in the Arizona Fall League in 1995. He joined the Dodger organization in 1985 as a trainer with the Dodgers' Rookie League affiliate in Great Falls, MT before serving as head trainer at Single-A Bakersfield from 1986-88.

Johnston, 41, became an athletic trainer to treat his own injuries after sustaining numerous broken bones as a former performer on the professional rodeo circuit. After ending his nine-year career with the Professional Rodeo Cowboys Association in 1983, he became an athletic trainer at two Montana high schools, first in Bozeman and then in Billings. Johnston earned his bachelor's degree in Sports Medicine from Western Montana College in 1981 and master's degree in Sports Medicine from Montana State University in 1985.

He and his wife Tawni reside in Claremont, CA with their four children, Jessee (12), Jansyn (7) and twins, Bridger and Baylee (3).



MATT WILSON

ASSISTANT ATHLETIC TRAINER

Dodgers

Matt Wilson, 36, begins his third season as the Dodgers' assistant athletic trainer after spending four seasons as the head athletic trainer at Triple-A Albuquerque from 1996-99. He joined the Dodger organization in 1988 and served two seasons as the head athletic trainer at Rookie level Great Falls. After spending the 1990 season as the head athletic trainer at the club's Single-A affiliate in Vero Beach, FL, Wilson joined the National Basketball Association's Orlando Magic as an assistant trainer for the 1990-91 season. He returned to the Dodgers in 1991 and was the head athletic trainer at Single-A Bakersfield from 1991-92 and at Double-A San Antonio from 1993-95.

Wilson, a Red Lodge, MT native, earned his bachelor's degree in sports medicine from Montana State University in 1988. He and his wife, Madeline, have a son, Shane Matthew (2).

**PAT SCRENAR**

PHYSICAL THERAPIST

Pat Screnar begins his 22nd season with the Dodgers after joining the club in February 1981. Screnar, who was instrumental in rehabilitating Orel Hershiser after his "first-of-its-kind" right shoulder reconstructive surgery for a Major League pitcher in 1990, develops therapy programs for injured players and plans individual exercise programs. He has since co-authored *Shoulder and Arm Exercises for Athletes* with the Centinela Hospital Medical Center staff and *Operative Techniques in Upper Extremity Sports Injuries* in 1996.

Screnar received a Bachelor of Science degree in Physical Education from the University of Montana in 1975, and spent 18 months in graduate work at the Los Angeles Children's Hospital. He worked as a therapist for the Kerlan-Jobe Clinic from 1979-81 prior to joining the Dodgers.

He and his wife, Tina, reside in Claremont with their two children, Kristin (18) and Ryan (15).

**TODD CLAUSEN**

STRENGTH AND CONDITIONING COACH

Todd Clausen enters his fourth season with the Dodgers as strength and conditioning coach after spending the previous two seasons (1997-98) as the Tampa Bay Devil Rays' minor league strength and conditioning coordinator.

Clausen, 31, oversees the overall conditioning of the Dodgers' Major League players and monitors each player's nutritional diet and conditioning program.

Before entering professional baseball, the Arlington Heights, IL native ran a sports training center in St. Louis from 1995-96 while also coaching football, baseball and basketball at Parkway Central H.S. in Chesterfield, MO. He graduated with a degree in kinesiology in 1994 from Central Missouri State, where he also earned a spot on the university's baseball squad as a walk-on.

Clausen and his wife, Jennifer, reside in Alhambra, CA with their son, Macrae (2).

DODGERS.COM

With over 4-million visitors in 2001, Dodgers.com, the official website of the Los Angeles Dodgers, continued to keep Dodger fans from around the world up to do date with the latest Dodger news.

Produced by Major League Baseball Advanced Media (MLBAM), dodgers.com covers all the bases with cutting edge technology including Gameday, the website's graphical pitch-by-pitch update that allows users to follow a game in progress with updated stats and notes anywhere in the world.

Dodgers.com is updated constantly each day during the season with the latest news, notes, statistics, photos, video clips and profiles of Dodger players and coaches.


The site also has an expanded history section that includes famous radio calls and video clips covering great moments in the Dodgers' 112 year history. The section also includes an on-line art gallery of famous Dodger paintings, a tribute to Hall of Fame Broadcaster Vin Scully and baseball poetry read by current and former Dodgers.

As part of MLBAM's baseball portal, Dodger fans can easily access all the official team sites of Major League Baseball and the league's official site, mlb.com, through the Dodger website.

Dodgers.com is also the place to download Dodger screensavers and wallpaper for your computer.



PLAYERS



LUKE ALLEN

70



OUTFIELDER

Bats/Throws: Left/Right Height/Weight: 6-2/220^{lb}
 Opening Day Age: 23 M.L. Service: 0.000
 Born: August 4, 1978 in Covington, GA
 Resides: Covington, GA
 Acquired: Signed as a non-drafted free agent on August 4, 1996

CAREER SUMMARY: Ranked by *Baseball America* as the 14th-best prospect in the Dodger organization entering this season...now in his sixth campaign in the Dodgers organization...voted by 2001 league managers as having the best outfield arm in the Double-A Southern League after being chosen to have the best infield arm in the Double-A Texas League the previous two seasons while playing third base.

2001: As the club's starting right fielder, was a key contributor in Jacksonville's drive to the Southern League co-championship...selected to both the midseason and postseason league all-star teams...moved back to the outfield after two seasons at third base...led all Dodger minor leaguers with 33 doubles (32 for Jacksonville and one for Triple-A Las Vegas)...was Jacksonville's club leader in doubles, ranked second in batting average (.290), hits (141), runs batted in (73) and runs scored (74) and was third in home runs (16)...ranked fifth in the league with 54 extra-base hits...chosen as Southern League Player of the Week for July 20-26, when he hit .484 (11-for-23) with four doubles, six runs scored and six RBI...during August, batted .337 (30-for-89) with four homers and 16 RBI...played in two games for Triple-A Las Vegas July 28 and 29 and was 2-for-9 with a double...**2000:** Entered campaign rated as the seventh-best prospect in the Dodger system by *Baseball America*...played in 90 games for Double-A San Antonio and ranked second on the club with 60 RBI...got off to a great start, batting .360 (32-for-89) with 25 RBI in April...was 5-for-10 with 12 RBI when batting with the bases loaded...**1999:** Was among Texas League's most productive players in his first full Double-A season with San Antonio...was the Missions' starting third baseman after moving back in from the outfield...was first in league with 12 triples and fourth with 151 hits...led club in games (137), at-bats (533), hits, runs scored (90) and RBI (82) while hitting 14 home runs...went 5-for-6 with six RBI as Missions set 1999 minor-league high with 28 hits in a May 9 22-8 victory over Midland...enjoyed 10-game hitting streak from Aug.22-Sept. 1, batting .390 (16-for-41) with seven RBI during the stretch...tabbed as the Dodgers' No. 5 prospect by *Baseball America* going into season...**1998:** Spent most of the season at Single-A San Bernardino before being promoted to San Antonio...played entire year in the outfield after moving from third base...finished second among all Dodger minor leaguers with a combined 145 hits...led San Bernardino with .298 batting average and was second on club with 25 doubles...proceeded to hit .333 (26-for-78) with 10 RBI in 23 games for San Antonio...**1997:** Turned in a stellar offensive performance as the starting third baseman for rookie-level Great Falls in his first pro season...selected to both the *Baseball America* short-season and Pioneer League all-star teams...helped lead Great Falls into the league championship finals by topping club in several categories, including games played (67), batting average (.345), hits (89, tied), runs scored (50), homers (7), triples (6) and RBI (40)...had a league-best 22-game hitting streak from July 7-21...ranked by *Baseball America* as the league's sixth-best prospect.

PERSONAL: Lucas G. Allen...married to Stephanie and they have one son, Logan Kale...signed as a non-drafted free agent on Aug. 4, 1996 by Lon Joyce and Willie Powell following an impressive performance during an American Legion tournament...graduate of Newton (GA) High School.

LUKE ALLEN'S CAREER BATTING RECORD

YEAR	TEAM	AVG	G	AB	R	H	2B	3B	HR	RBI	SH	SF	HP	BB	SO	SB	CS	E
1997	Great Falls	.345	67	258	50	89	12	6	7	40	1	0	0	19	53	12	11	22
1998	San Bernardino	.298	105	399	51	119	25	6	4	46	7	4	3	30	93	18	11	6
	San Antonio	.333	23	78	9	26	3	1	3	10	1	0	0	6	16	1	2	4
1999	San Antonio	.281	137	533	90	150	16	12	14	82	2	2	1	44	102	14	8	53
2000	San Antonio	.265	90	339	55	90	15	5	7	60	0	5	1	40	71	14	5	27
2001	Jacksonville	.290	125	486	74	141	32	6	16	73	1	5	1	42	111	13	3	7
	Las Vegas	.222	2	9	1	2	1	0	0	0	0	0	0	0	0	0	0	1
Minor League Totals-5 years		.294	549	2102	255	617	104	36	51	311	12	16	6	181	446	72	40	120

LUKE ALLEN'S CAREER MINOR LEAGUE FIELDING RECORD

POSITION	PCT	G	PO	A	E	TC	DP
Third Base	.867	283	168	495	102	765	39
Outfield	.960	132	232	11	10	253	1

CAREER TRANSACTIONS

■ Signed as a non-drafted free agent by Los Angeles on Aug. 4, 1996

DISABLED LIST

■ Has not spent time on the disabled list in the Major Leagues.



VICTOR ALVAREZ

78

LEFT-HANDED PITCHER

Bats/Throws:	Left/Left	Height/Weight:	5-10/150
Opening Day Age:	25	M.L. Service:	0.000
Born:	November 8, 1976 in Culiacan, Sonora, Mexico		
Resides:	Culiacan, Sonora, Mexico		
Acquired:	Signed as a non-drafted free agent on May 16, 1997		

CAREER SUMMARY: Entering his fourth season pitching in the Dodgers organization...promoted to 40-man roster Nov. 20, 2001.

2001: Pitched for both Double-A Jacksonville and Triple-A Las Vegas, combining for a 9-4 mark and 3.42 ERA in 28 starts with 134 strikeouts in 163.0 innings...got off to a great start for eventual Southern League co-champion Jacksonville...gave up a run in third inning of first start April 6 and then proceeded to pitch 29.0 consecutive scoreless innings...during the streak, he gave up just 12 hits and five walks with 33 strikeouts...April 16 at Carolina, yielded just one hit and one walk while striking out 10 in seven innings...finished April with a 1-0 record and 0.30 ERA, striking out 34 batters in 30.0 innings to be honored as the Dodger organization's Minor League Pitcher of the Month...named Southern League Pitcher of the Week for April 27-May 3 after going 1-0 and allowing no runs, two hits and fanning 11 in seven innings...promoted to Las Vegas on May 4...in five June starts, was 3-1 with a 3.13 ERA and 28 strikeouts in 31.2 innings...won four straight decisions from June 22-July 28...returned to Jacksonville to make a pair of starts July 16 and 21 and was 1-0...rejoined Las Vegas for remainder of season July 26...combined for five starts in July and was 3-0 with a 2.78 ERA...struck out 11 and gave up just one earned run and two hits in Aug. 4 loss vs. Colorado Springs...after the season, played winter ball and pitched for first-place Mochis in the Mexican Pacific League, going 4-1 with a 2.83 ERA in 11 games (nine starts)...**2000:** Was on loan to Mexico City, returning on June 12 and being assigned to Double-A San Antonio...transferred on June 29 to Single-A Vero Beach, where he was 1-1 in four starts...returned to San Antonio on July 23 and finished out the season there...**1999:** An effective pitcher for Single-A Vero Beach before moving up to San Antonio...at Vero Beach, posted a 1.97 ERA, striking out 57 batters in 73.0 innings while limiting opponents to a .215 batting average...was named Florida State League Pitcher of the Week for June 28-July 4 after hurling a seven-inning complete-game win over Clearwater, allowing just one run with seven strikeouts...proceeded to tally a 4-3 mark in nine starts for San Antonio...**1998:** Loaned to the Mexico City Reds for entire season...**1997:** Made professional debut pitching for two Dodger rookie-level affiliates, La Romana in the Dominican Summer League and Great Falls of the Pioneer League...combined for a 6-1 record, one save, a 2.93 ERA and 68 strikeouts in 58.1 innings

PERSONAL: Victor Alvarez...the Mexico native was signed by Mike Brito on May 16, 1997...attended Universidad Autonoma Sinaloa Jesuita Neda.

VICTOR ALVAREZ'S CAREER PITCHING RECORD

YEAR	TEAM	W-L	ERA	G	GS	CG	SHO	SV	IP	H	R	ER	HR	HB	BB	SO	WP	BK
1997	La Romana	2-0	0.90	3	0	0	0	1	10.0	4	1	1	1	1	5	18	0	1
	Great Falls	4-1	3.35	12	8	0	0	0	48.1	49	30	18	0	3	17	50	2	3
1998	Mexico City	3-4	3.62	22	12	0	0	2	79.2	93	39	32	3	3	49	36	3	3
1999	Vero Beach	4-4	1.97	12	12	1	0	0	73.0	56	21	16	4	2	16	57	1	1
	San Antonio	4-3	3.67	9	9	0	0	0	56.1	58	27	23	5	2	10	43	1	0
2000	San Antonio	0-3	3.91	11	8	0	0	0	48.1	44	27	21	3	7	30	43	0	0
	Vero Beach	1-1	5.16	4	4	0	0	0	22.2	17	14	13	6	0	11	20	1	0
	Mexico City	0-2	6.33	7	6	0	0	0	21.1	30	15	15	3	3	14	14	0	0
2001	Jacksonville	2-0	1.20	8	8	0	0	0	45.0	27	6	6	1	1	7	40	2	0
	Las Vegas	7-4	4.27	20	20	0	0	0	118.0	115	63	56	12	6	41	94	4	5
Minor League Totals-5 years		27-22	3.46	108	87	1	0	3	522.2	493	243	201	38	28	200	415	14	13

VICTOR ALVAREZ'S CAREER MINOR LEAGUE FIELDING RECORD

POSITION	PCT	G	PO	A	E	TC	DP
Pitcher	.942	105	24	89	7	120	3

does not include 1997 statistics with La Romana

CAREER TRANSACTIONS

- Signed as a non-drafted free agent on May 16, 1997.

DISABLED LIST

- Has not spent time on the disabled list in the Major Leagues.

ANDY ASHBY

RIGHT-HANDED PITCHER



Bats/Throws:	Right/Right	Height/Weight:	6-1/202
Opening Day Age:	34	M.L. Service:	10.021
Born:	July 11, 1967 in Kansas City, MO		
Resides:	Pittston, PA		
Acquired:	Signed as a free agent on December 6, 2000		

CAREER SUMMARY: A 16-year pro, he will enter his 12th season in the Major Leagues and second with the Dodgers after signing a three-year contract on Dec. 6, 2000 with an option for the 2004 season...a two-time all-star, he has a career record of 86-87 with a 4.10 ERA in 256 games (243 starts) while playing for the Dodgers, Philadelphia, Colorado, San Diego and Atlanta...over the last four seasons, he has posted a 45-32 record and a 3.98 ERA, while striking out 396 batters...enjoyed his best season in 1998 when he teamed with Kevin Brown in San Diego, going 17-9 with a 3.34 ERA while helping the Padres reach the World Series...made Major League debut on June 10, 1991 vs. Cincinnati...earned first Major League win on Sept. 24, 1991 at Chicago...registered only career save on May 25, 1993 at Houston.

2001: Had a perfect 2-0 record and a 3.86 ERA (5 ER/11.2 IP) in his first two starts as a Dodger before suffering a season-ending elbow injury which would ultimately require surgery...originally diagnosed as a right elbow muscle strain, but an MRI on June 11 revealed a tear in the flexor muscle at the bone of the right elbow...placed on the 15-day disabled list on April 18 (retroactive to April 16) and transferred from the 15-day to the 60-day disabled list on June 15...had surgery on June 15 at Centinela Hospital Medical Center performed by Dr. Frank Jobe and Dr. Ralph Gambardella...made his first start as a Dodger on April 5 vs. Arizona and defeated the Diamondbacks, 7-5...held Arizona scoreless on two hits through 4.0 innings, before surrendering a pinch-hit, two-run homer to Erubiel Durazo in the fifth...allowed four runs on seven hits in 6.2 innings...defeated Arizona in his second and final start of the season on April 12 at Arizona...allowed just a third inning solo home run to Luis Gonzalez in 5.0 innings of work, to lead the Dodgers to a 5-4 win...his last appearance of the season was as a pinch-runner on April 15 at San Diego...scored the winning run in the Dodgers' come-from-behind 5-4 win...right-handed batters were just 3-for-17 (.188) against him...led the Dodger staff in innings pitched during spring training (32.0), going 2-1 with a 4.22 ERA...**2000:** Acquired by the Braves in mid-July to add experience to the starting rotation...went 8-6 in 15 starts for the Braves with a 4.13 ERA...finished strong, winning four of his six September starts...started 3-0 for the Braves with a 0.78 ERA in his first three starts...left his Aug. 29 start vs. Cincinnati after 6.0 innings with a blood blister on the middle finger of his pitching hand...struck out Pokey Reese in the fifth inning of that game for his 1,000th career strikeout...became only the third Atlanta pitcher to fire back-to-back complete games in his first two starts for the club...went 5-0 with a 1.18 ERA in five official starts in July (his July 19 start was called after he threw 3.0 innings)...on the disabled list from June 12-27 with an infection of the middle finger of his right hand...pitched at least 7.0 innings in 15 of his 31 starts, and at least 6.0 innings on 22 occasions...hurled the Phillies' lone complete game of the season, a 4-3 win on April 21 at Florida...walked three or fewer in 25 of his 31 starts...averaged 95 pitches per start...**1999:** Led Padres with 14 wins and four complete games...threw 200 innings (206.0) and started 30 games (31) for third straight season...tied for ML lead with Scott Erickson in shutouts (3), tied for fifth in NL in complete games...Opening Night starter for second time, April 4 vs. Colorado in Monterrey, Mexico...threw first complete game and shutout on April 16 vs. Los Angeles, beating Kevin Brown, 3-0...on disabled list, from June 7-24 with a protruding disk in his lower back...won first start off DL on June 24 at Los Angeles, 2-1...shut out the Rockies, 11-0 on July 4 at Colorado, just the eighth complete-game shutout in Coors Field history...named to second straight NL All-Star team, retired only batter faced (Omar Vizquel)...allowed Mark McGwire's 500th HR on Aug. 5 at St. Louis...threw complete game on Aug. 31 vs. Chicago, a 7-3 win...**1998:** Finest Major League season, reaching career highs in wins (17), strikeouts (151), innings (226.2), starts (33) and complete games (5)...his 3.34 ERA ranked 11th in the N.L., and his five complete games were tied for sixth...threw three straight complete games from May 25-June 4, becoming first Padre to do so since Dennis Rasmussen in 1988...tied career-best five-game win streak, May 30-June 19...needed just 75 pitches in complete-game 7-2 win on July 5 vs. Colorado, the fewest pitches needed in a nine-inning complete game since records were kept in 1988...named to first All-Star team, allowed one run on one hit (HR by Ivan Rodriguez), one walk in 1.0 inning at Colorado...became NL's first 16-game winner on Aug. 12, but finished season 1-3...went 0-1, 4.58 ERA in four postseason starts...had two no decisions and a 2.08 ERA in NLCS vs. Atlanta (Games 1 and 5)...lost Game 2 of World Series at New York Yankees...**1997:** Led club in starts (30), strikeouts (144), complete games (2) and innings (200.2)...ranked tied for sixth in NL with 2.2 walks per 9.0 IP...walked two or less in 24 of 30 starts...left start on May 19 at Cincinnati with right elbow strain after just 1.0 inning...on disabled list from May 20-June 15...came within three outs of first no-hitter in Padres' history on Sept. 5 vs. Atlanta, 6-2 win...allowed leadoff single to Kenny Lofton to break up no-hit bid...tied career-high with 11 strikeouts on Sept. 17 vs. Colorado...**1996:** Led teammates with 3.23 ERA despite three starts on the disabled list with shoulder problems...would have ranked ninth in NL in ERA, but fell 11.1 innings shy of qualifying...allowed just 2.03 BB per 9.0 IP...walked more than two just twice in 24 starts...made first Opening Day start on April 1 at Chicago, a no-decision in 5-4, 10-inning win (7.0 IP, 4 ER)...earned first win on April 11 vs. Atlanta, 2-1, snapping Greg Maddux's 18-game road win streak...went 4-for-4 on April 16 at Colorado, becom-

ing only third pitcher in 1990's to record a four-hit game...threw lone complete game of season on April 22 at Florida...used as pinch-hitter on April 23 at Florida and sacrificed...struck out season-high eight batters twice, on May 14 vs. New York and May 31 at Philadelphia...on disabled list with right shoulder strain from June 6-22...made two starts before returning to DL with tendonitis in right shoulder from June 29-July 15...made three more starts before being shut down for third time from July 27-Sept. 1...had no decision in 7-5 loss in Game 3 of Division Series vs. St. Louis...**1995:** Won Clyde McCullough Award as Padres' Pitcher of the Year...led team and finished third in the NL in ERA (2.94), tied for fourth in starts (31) and tied for eighth in strikeouts (150); also led club in wins (12)...with Joey Hamilton, formed first Padres tandem to finish in top five in ERA since Ed Whitson and Bruce Hurst finished fourth and fifth in 1989...threw first career shutout on June 18 at Pittsburgh, allowing four hits...threw second shutout on Aug. 11 vs. St. Louis, allowing five hits and striking out a career-high 11 batters...threw 19.0 scoreless innings, from Aug. 5-21...ranked second in Majors with 17 sacrifices, most by a Padre since Roberto Alomar had 17 in 1989...**1994:** First full ML season...finished tied for fourth in NL in complete games (4), ninth in innings (164.1)...held opponents to a .233 average, sixth-best in NL...was 0-5 after 10 starts, despite a 2.85 ERA...**1993:** Began season in Rockies rotation...went 0-3, 6.14 ERA in seven starts before moving to bullpen...earned only ML save on May 25 at Houston...optioned to Triple-A Colorado Springs on June 26...traded to San Diego on July 27...struck out season-high nine batters on Aug. 10 vs. Houston (8.0 IP)...**1992:** Fractured right thumb on line drive by Mackey Sasser in third start of season on April 26 vs. New York Mets...on DL from April 27-Aug. 11...was 0-3, 3.00 ERA in seven rehab starts (two stints) at Scranton...made first ML relief appearance, on Sept. 7 vs. New York (1.1 IP), his first relief appearance since first pro season...selected by Colorado in first round (25th selection) of expansion draft on November 17...**1991:** Broke right hand in February, limiting him to one spring appearance...first season at Triple-A with Scranton...recalled by Phillies on June 8...made Major League debut on June 10 in start vs. Cincinnati...became 11th Major League pitcher, first Phillie to strike out the side on nine pitches on June 15 vs. Cincinnati...finished tied for International League lead with career-high six complete games and three shutouts...ranked fifth with 113 strikeouts...led club in wins (11), innings (161.1) and strikeouts...threw a one-hitter, two-hitter, three-hitter and had team's longest scoreless streak, 25.1 innings...recalled a second time on Sept. 5...earned first ML win on Sept. 24 at Chicago...**1990:** Spent entire season at Double-A Reading...was Paul Owens Award winner for Best Pitcher in Phillies' minor leagues...led club in wins (10), strikeouts (94) and complete games (4)...threw 30.0 consecutive scoreless innings in August...Eastern League Pitcher of the Week, Aug. 13-19...threw a two-hit shutout on Aug. 14 at Harrisburg...**1989:** Pitched for Single-A Spartanburg and Clearwater...led all Phillies' minor leaguers with a combined 2.39 ERA and 144 strikeouts on Spartanburg DL again from April 6-26...**1988:** Split season between Single-A Spartanburg and Batavia...held opponents to a .161 average...on disabled list with Spartanburg from April 7-10...**1987:** Split season between Single-A Spartanburg and Utica...combined for 103 strikeouts...**1986:** Signed by Phillies as an amateur free agent on May 4...began pro career as a starter and reliever for Bend...had two saves...did not pitch in relief again until 1992.

PERSONAL: Andrew Jason Ashby...married Tracy Tighe...four daughters, Eastin Marie (5), Madison Anne (3), Taryn Drew (2) and Ashton Andi (1)...1985 graduate of Park Hill High School (MO)...attended Crowder Junior College...played Little League baseball...began Andy Ashby Strikes Out Cancer program in 1996, through which he donates \$100 per strikeout to the American Cancer Society...hobbies include fishing and golf...signed by Don Williams of Philadelphia.

ANDY ASHBY'S CAREER PITCHING RECORD

YEAR TEAM	W-L	ERA	G	GS	CG	SHO	SV	IP	H	R	ER	HR	HB	BB	SO	WP	BK
1986 Bend	1-2	4.95	16	6	0	0	2	60.0	56	40	33	3	2	34	45	3	1
1987 Spartanburg	4-6	5.60	13	13	1	0	0	64.1	73	45	40	8	2	38	52	9	1
Utica	3-7	4.05	13	13	0	0	0	60.0	56	38	27	3	1	36	51	7	0
1988 Batavia	3-1	1.61	6	6	2	1	0	44.2	25	11	8	3	1	16	32	0	2
Spartanburg	1-1	2.70	3	3	0	0	0	16.2	13	7	5	0	0	7	16	2	3
1989 Spartanburg	5-9	2.87	17	17	3	1	0	106.2	95	48	34	8	5	49	100	8	0
Clearwater	1-4	1.24	6	6	2	1	0	43.2	28	9	6	0	0	21	44	4	1
1990 Reading	10-7	3.42	23	23	4	1	0	139.2	134	65	53	3	4	48	94	10	2
1991 Scranton	11-11	3.46	26	26	6	3	0	161.1	144	78	62	12	9	60	113	7	0
PHILADELPHIA	1-5	6.00	8	8	0	0	0	42.0	41	28	28	5	3	19	26	6	0
1992 PHILADELPHIA	1-3	7.54	10	8	0	0	0	37.0	42	31	31	6	1	21	24	2	0
Scranton	0-3	3.00	7	7	1	0	0	33.0	23	13	11	4	3	14	18	4	0
1993 COLORADO	0-4	8.50	20	9	0	0	1	54.0	89	54	51	5	3	32	33	2	3
Colorado Springs	4-2	4.10	7	6	1	0	0	41.2	45	25	19	2	3	12	35	3	2
SAN DIEGO	3-6	5.48	12	12	0	0	0	69.0	79	46	42	14	1	24	44	4	0
1994 SAN DIEGO	6-11	3.40	24	24	4	0	0	164.1	145	75	62	16	3	43	121	5	0
1995 SAN DIEGO	12-10	2.94	31	31	2	2	0	192.2	180	79	63	17	11	62	150	7	0
1996 SAN DIEGO	9-5	2.33	24	24	1	0	0	150.2	147	60	54	17	3	34	85	3	0
1997 SAN DIEGO	9-11	4.13	30	30	2	0	0	200.2	207	108	92	17	5	49	144	3	0
1998 SAN DIEGO	17-9	3.34	33	33	5	1	0	226.2	223	90	84	23	7	58	151	7	0
1999 SAN DIEGO	14-10	3.80	31	31	4	*3	0	206.0	204	95	87	26	7	54	132	6	0
2000 PHILADELPHIA	4-7	5.68	16	16	1	0	0	101.1	113	75	64	17	5	38	51	4	0
ATLANTA	8-6	4.13	15	15	2	1	0	98.0	103	49	45	12	1	23	55	2	1
2001 LOS ANGELES	2-0	3.86	2	2	0	0	0	11.2	14	5	5	2	0	1	7	0	0
Major League Totals-11 years	86-87	4.10	256	243	21	7	1	1554.0	1587	795	708	177	41	458	1023	51	4
Dodger Totals-1 year	2-0	3.86	2	2	0	0	0	11.2	14	5	5	2	0	1	7	0	0
Minor League Totals-8 years	43-53	3.48	137	126	20	7	2	771.2	692	379	298	46	30	335	600	57	12

ANDY ASHBY'S CAREER ALL-STAR GAME PITCHING RECORD

YEAR TEAM, SITE	W-L	ERA	G	GS	CG	SHO	SV	IP	H	R	ER	HR	HB	BB	SO	WP	BK
1998 SAN DIEGO, at Col.	0-0	9.00	1	0	0	0	0	1.0	1	1	1	1	0	1	0	0	0
1999 SAN DIEGO, at Bos.	0-0	0.00	1	0	0	0	0	0.1	0	0	0	0	0	0	0	0	0
All-Star Game Totals	0-0	6.75	2	0	0	0	0	1.1	1	1	1	1	0	1	0	0	0

ANDY ASHBY'S CAREER DIVISION SERIES PITCHING RECORD

YEAR TEAM	W-L	ERA	G	GS	CG	SHO	SV	IP	H	R	ER	HR	HB	BB	SO	WP	BK
1996 SAN DIEGO vs. Stl.	0-0	6.75	1	1	0	0	0	5.1	7	4	4	1	0	1	5	1	0
1998 SAN DIEGO vs. Hou.	0-0	6.75	1	1	0	0	0	4.0	6	3	3	0	1	1	4	0	0
2000 ATLANTA vs. Stl.	0-0	2.45	2	0	0	0	0	3.2	1	1	1	0	0	3	5	1	0
Division Series Totals	0-0	5.54	4	2	0	0	0	13.0	14	8	8	1	1	5	14	2	0

ANDY ASHBY'S CAREER LEAGUE CHAMPIONSHIP SERIES PITCHING RECORD

YEAR TEAM	W-L	ERA	G	GS	CG	SHO	SV	IP	H	R	ER	HR	HB	BB	SO	WP	BK
1998 SAN DIEGO vs. Atl.	0-0	2.08	2	2	0	0	0	13.0	14	3	3	1	0	2	5	0	0
Championship Series Totals	0-0	2.08	2	2	0	0	0	13.0	14	3	3	1	0	2	5	0	0

ANDY ASHBY'S CAREER WORLD SERIES PITCHING RECORD

YEAR TEAM	W-L	ERA	G	GS	CG	SHO	SV	IP	H	R	ER	HR	HB	BB	SO	WP	BK
1998 SAN DIEGO vs. NYY	0-1	13.50	1	1	0	0	0	2.2	10	7	4	1	0	1	1	0	0
World Series Totals	0-1	13.50	1	1	0	0	0	2.2	10	7	4	1	0	1	1	0	0

ANDY ASHBY'S CAREER PITCHING BREAKDOWN

2001					CAREER					2001					CAREER						
W-L	ERA	G	IP	ER	W-L	ERA	G	IP	ER	W-L	ERA	G	IP	ER	W-L	ERA	G	IP	ER		
2-0-0	3.86	2	11.2	5	Arizona	4-5-0	5.09	9	53.0	30	-	-	-	-	Anaheim	1-0-0	1.13	1	8.0	1	
-	-	-	-	-	Atlanta	5-4-0	4.28	14	90.1	43	-	-	-	-	Baltimore	2-1-0	3.42	3	23.2	9	
-	-	-	-	-	Chicago	7-2-0	3.68	18	110.0	45	-	-	-	-	Boston	-	-	-	-	-	
-	-	-	-	-	Cincinnati	5-10-0	5.11	21	112.2	64	-	-	-	-	Chicago	-	-	-	-	-	
-	-	-	-	-	Colorado	7-6-0	5.10	16	102.1	58	-	-	-	-	Cleveland	-	-	-	-	-	
-	-	-	-	-	Florida	5-3-0	2.74	14	88.2	27	-	-	-	-	Detroit	-	-	-	-	-	
-	-	-	-	-	Houston	8-7-1	4.28	20	109.1	52	-	-	-	-	Kansas City	-	-	-	-	-	
-	-	-	-	-	Los Angeles	8-3-0	2.24	20	124.2	31	-	-	-	-	Minnesota	-	-	-	-	-	
-	-	-	-	-	Milwaukee	2-0-0	6.08	4	23.2	16	-	-	-	-	New York	-	-	-	-	-	
-	-	-	-	-	Montreal	3-6-0	5.38	16	95.1	57	-	-	-	-	Oakland	1-0-0	6.00	2	12.0	8	
-	-	-	-	-	New York	7-7-0	3.60	22	132.1	53	-	-	-	-	Seattle	0-2-0	1.59	3	22.2	4	
-	-	-	-	-	Philadelphia	1-7-0	5.14	11	61.1	35	-	-	-	-	Tampa Bay	0-0-0	2.35	1	7.2	2	
-	-	-	-	-	Pittsburgh	7-6-0	2.93	17	113.2	37	-	-	-	-	Texas	1-1-0	4.79	3	20.2	11	
-	-	-	-	-	St. Louis	6-7-0	4.33	18	112.1	54	-	-	-	-	Toronto	-	-	-	-	-	
-	-	-	-	-	San Diego	0-0-0	5.06	3	5.1	3	1-0-0	5.40	1	6.2	4	Home	43-37-0	3.68	125	788.1	322
-	-	-	-	-	San Francisco	6-10-0	4.94	20	124.0	68	1-0-0	1.80	1	5.0	1	Road	43-50-1	4.54	131	765.2	386
2-0-0	3.86	2	11.2	5	Mar/April	17-10-0	3.41	42	272.0	103	-	-	-	-	Day	28-28-0	4.08	87	522.2	237	
-	-	-	-	-	May	11-18-1	4.36	48	270.2	131	2-0-0	3.86	2	11.2	5	Night	58-59-1	4.11	169	1031.1	471
-	-	-	-	-	June	14-10-0	4.04	40	236.0	106	2-0-0	3.86	2	11.2	5	Grass	71-56-0	3.79	192	1197.1	504
-	-	-	-	-	July	16-12-0	3.54	38	246.1	97	-	-	-	-	Turf	15-31-1	5.15	64	356.2	204	
-	-	-	-	-	August	14-18-0	4.60	41	252.1	129	2-0-0	3.86	2	11.2	5	Pre-ASG	48-41-1	3.80	140	854.0	361
-	-	-	-	-	Sept/Oct	14-19-0	4.76	47	276.0	146	-	-	-	-	Post-ASG	38-46-0	4.46	116	700.0	347	
-	-	-	-	-							2-0-0	3.86	2	11.2	5	Starter	86-87-0	4.03	243	1540.2	690
-	-	-	-	-							-	-	-	-	Reliever	0-0-1	12.15	13	13.1	18	

ANDY ASHBY'S CAREER PITCHING BREAKDOWN BY BALLPARK

BALLPARK	W-L-S	ERA	G	IP	ER	BALLPARK	W-L-S	ERA	G	IP	ER
Aloha Stadium	1-0-0	2.57	1	7.0	2	Comerica Park	-	-	-	-	-
Astrodome	3-3-1	3.73	8	41.0	17	Comiskey Park (new)	-	-	-	-	-
Atlanta-Fulton County Stadium	0-1-0	12.15	2	6.2	9	Edison Int'l Field/Anaheim	1-0-0	1.13	1	8.0	1
Bank One Ballpark	1-4-0	6.43	5	28.0	20	Fenway Park	-	-	-	-	-
Busch Stadium	1-4-0	5.71	7	41.0	26	Jacobs Field	-	-	-	-	-
Cinergy Field/Riverfront Stadium	3-5-0	7.24	10	46.0	37	Kauffman/Royals Stadium	-	-	-	-	-
Coors Field	3-1-0	5.97	5	31.2	21	Network Assoc./Oak. Coliseum	1-0-0	6.00	2	12.0	8
County Stadium	1-0-0	7.59	2	10.2	9	Oriole Park at Camden Yards	1-1-0	4.60	2	15.2	8
Dodger Stadium	7-1-0	2.12	12	76.1	18	SAFECO Field	0-0-0	2.35	1	7.2	2
Enron Field	0-2-0	8.59	3	14.2	14	SkyDome	-	-	-	-	-
Minute Maid Park	0-3-0	8.91	11	34.1	34	The Ballpark in Arlington	0-1-0	10.80	1	5.0	6
Miller Park	-	-	-	-	-	Tropicana Field	-	-	-	-	-
Monterrey (Mexico)	0-1-0	54.00	1	1.0	6	Yankee Stadium	-	-	-	-	-
Olympic Stadium	2-4-0	4.75	7	41.2	22						
Pacific Bell Park	0-2-0	9.00	2	11.0	11						
PNC Park	-	-	-	-	-						
Pro Player Stadium	3-2-0	2.40	9	56.1	15						
Qualcomm /Jack Murphy Stadium	34-24-0	3.05	87	592.1	201						
Shea Stadium	3-4-0	3.98	9	54.1	24						
3Com/Candlestick Park	5-2-0	3.57	10	63.0	25						
Three Rivers Stadium	3-5-0	3.80	10	66.1	28						
Turner Field	5-4-0	3.43	11	76.0	29						
Veterans Stadium	5-12-0	5.35	27	151.1	90						
Wrigley Field	3-1-0	4.17	10	54.0	25						

ANDY ASHBY'S CAREER FIELDING RECORD

POSITION	PCT	G	PO	A	E	TC	DP
Pitcher	.972	256	111	236	10	357	13

ANDY ASHBY'S CAREER BATTING RECORD

YEAR TEAM	AVG	G	AB	R	H	2B	3B	HR	RBI	SH	SF	HP	BB	SO	SB	CS	E
1991 PHILADELPHIA	.083	8	12	0	1	0	0	0	0	1	0	0	0	9	0	0	0
1992 PHILADELPHIA	.091	10	11	0	1	1	0	0	1	2	0	0	0	7	0	0	0
1993 COLORADO	.267	20	15	1	4	0	0	0	1	0	0	0	0	3	0	0	0
SAN DIEGO	.048	12	21	2	1	1	0	0	0	2	0	0	2	6	0	0	0
1994 SAN DIEGO	.163	24	49	2	8	0	0	0	0	9	0	0	1	19	0	0	0
1995 SAN DIEGO	.163	31	49	2	8	1	0	0	3	17	0	0	1	24	1	0	1
1996 SAN DIEGO	.244	25	45	6	11	5	0	0	5	9	1	0	0	13	0	0	2
1997 SAN DIEGO	.067	31	60	1	4	1	0	0	1	7	0	0	2	24	0	0	1
1998 SAN DIEGO	.111	33	72	1	8	2	0	0	2	9	0	0	2	35	0	0	1
1999 SAN DIEGO	.129	31	62	3	8	2	0	0	2	7	0	0	3	25	0	0	2
2000 PHILADELPHIA	.179	16	28	0	5	0	0	0	5	5	0	0	2	10	0	0	1
ATLANTA	.121	16	33	2	4	0	0	0	1	4	0	0	0	12	0	0	2
2001 LOS ANGELES	.500	3	2	1	1	0	0	0	1	2	0	0	1	0	0	0	0
ML Totals - 11 years	.139	260	459	21	64	13	0	0	22	74	1	0	14	187	1	0	10

CAREER TRANSACTIONS

- Signed by Philadelphia as a free agent, May 4, 1986.
- Selected by Colorado in first round (25th overall) of expansion draft on Nov. 17, 1992.
- Acquired by San Diego, as the player to be named later with Brad Ausmus (C) and Doug Bochler (RHP) from Colorado for Bruce Hurst (LHP) and Greg W. Harris (RHP) on July 27, 1993.
- Acquired by Philadelphia on from San Diego for Carlton Loewer (RHP), Steve Montgomery (RHP) and Adam Eaton (RHP) on Nov. 10, 1999.
- Acquired by Atlanta from Philadelphia for Bruce Chen (LHP) and Jimmy Osting (LHP) on Aug. 12, 2000.
- Signed by Los Angeles Dodgers as a free agent on Dec. 6, 2000.

DISABLED LIST

- April 27-Aug. 11, 1992 (fractured right thumb).
- June 6-22, 1996 (right shoulder strain).
- June 29-July 15, 1996 (tendonitis in right shoulder).
- July 27-Sept. 1, 1996 (frayed labrum in right shoulder).
- May 20-June 15, 1997 (right elbow strain).
- June 7-24, 1999 (protruding disk in his lower back).
- April 16-end of the season, 2001 (muscle tear in right elbow)

CAREER SINGLE-GAME BESTS

Low Hit Complete Game:	2, Sept. 5, 1997 vs ATL	Most Strikeouts:	11 (3 times), last time: June 9, 1998 vs. CIN
Most Innings Pitched - Starter:	9.0 (20 times), last time: July 23, 2000 vs. NY	Most Walks:	8, May 7, 1995 vs. SF
Most Innings Pitched - Reliever:	3.0, May 20, 1993 at SD	Longest Winning Streak:	5 games (3 times) last time: July 3-28, 2000
		Longest Losing Streak:	6 games, April 24 - Aug. 5, 1993



ADRIAN BELTRE

29

INFIELDER

Bats/Throws:	Right/Right	Height/Weight:	5-11/209
Opening Day Age:	22	M.L. Service:	3.096
Born:	April 7, 1979 in Santo Domingo, DR		
Resides:	Santo Domingo, DR		
Acquired:	Signed as a non-drafted free agent on July 7, 1994		

CAREER SUMMARY: Has stabilized the Dodger third base position, and only offseason surgery before the 2001 season kept him from becoming the first Dodger third baseman since Ron Cey (1974-82) to start at the position on Opening Day three consecutive seasons...Beltre became the 42nd third baseman since Cey relinquished his position after the 1982 season and the 98th in Los Angeles Dodger history...ranks third in Los Angeles Dodger history with 488 games played at the position...named the most outstanding position player in Vero Beach Dodger history by the *Vero Beach Press Journal*...first Major League hit came in his first at bat, a game-tying double off the Angels' Chuck Finley on June 24, 1998 at Dodger Stadium...slugged first career home run off Rick Helling on June 30, 1998 at Texas.

2001: Batted .265 with 22 doubles, four triples, 13 home runs and 60 RBI in 126 games played...began the season on the disabled list recovering from offseason appendix surgery...underwent surgery on March 12 to close a wound in his right lower abdomen that resulted from a ruptured appendix that was operated on in the Dominican Republic on January 12...reinstated from the DL on May 12, started at third base vs. Atlanta, and went 1-for-3...appeared in every game the Dodgers played from that point on...hit in five-straight games from May 17-May 21 and batted .389 (7-for-18)...matched a career high in hits by going 4-for-4 with a stolen base and RBI on June 29 at San Diego in a 7-5 Dodger win...also had four hits (4-for-6, 3 RBI) in a 22-7 Dodger win at Colorado on July 21 and on Aug. 15 vs. Montreal in a 13-1 win (4-for-6 with an RBI)...batted in the leadoff position on Aug. 15, for the first time since May 18, 1999, and hit first in the Dodger lineup in 19 of 21 games from Aug. 15-Sept. 6...batted .298 (25-for-84) during that stretch and hit safely in 16 of the 19 games batting leadoff...scored four runs in the game on Aug. 15, tying Gary Sheffield for most runs in a game by a Dodger in 2001...hit in a career-high 17 consecutive games from Aug. 25-Sept. 18 during which he batted .304 (21-for-69) with three doubles, a home run and five RBI...his streak marked the longest by a Dodger since Mike Blowers and Mike Piazza both registered 19-game hitting streaks during the 1996 season...was successful in 13 out of 17 stolen base attempts (76 percent)...enjoyed more success on the road, batting .294 with nine home runs and 38 RBI in 66 road games...batted .265 vs. both left-handers and right-handers...played shortstop two times, including his first career start at the position on Oct. 7 at San Diego...has played shortstop five times in his career and has handled all 10 chances...made two rehab appearances before being reinstated, batting .444 (4-for-9) with an RBI in three games at Single-A Vero Beach and .600 (3-for-5) with a home run and two RBI in two games at Triple-A Las Vegas...**2000:** Batted .290 with 30 doubles, two triples, 20 home runs, 85 RBI and 71 runs in 138 games...tied for third on the team with 12 stolen bases...hit .321 with eight home runs and 54 RBI when batting with runners in scoring position...had a double, three walks and a career-high three stolen bases on April 29 vs. Florida...was on the disabled list from May 28-June 16 with a strained right hamstring...among the league leaders after the break, posting a .331 average with 12 home runs and 47 RBI...went 4-for-6 with his second career grand slam and a career-high six RBI on July 27 at Colorado...hit his first grand slam on May 21 at Florida in the Dodgers' 12-3 win...the two grand slams tied him for second in the National League for the season...hit a home run in his only pinch-hit assignment of the season, a three-run homer on Aug. 16 at Florida...earned his first career N.L. Player of the Week award for the week of Aug. 21-27, when he batted .538 with a home run, three doubles and 11 RBI...collected a hit in seven consecutive at bats on Aug. 24-25, including going 4-for-4 with a double, home run and four RBI in the first game of a doubleheader on Aug. 25 at Chicago...batted .368 (39-for-106) with five homers and 22 RBI in August...had a 10-game hitting streak from Aug. 20-28, batting .515 (17-for-33)...was 2-for-3 with a game-winning solo home run in the eighth inning on Sept. 1 in the Dodgers' 2-1 win vs. Philadelphia...led all NL third basemen with 412 total chances and was second among NL third basemen in double plays turned (30)...**1999:** In his first full season in the Majors, became the seventh Opening Day third baseman of the 1990's for the Dodgers, following Jeff Hamilton (1990), Lenny Harris (1991-92), Tim Wallach (1993-94), Dave Hansen (1995), Mike Blowers (1996) and Todd Zeile (1997-98)...had 36 multi-hit games...batted .302 (19-for-63) in his

last 17 games...kept his average at or above .271 since April 14 when it stood at .258 after nine games...enjoyed .355 (27-for-76) average in April as Dodgers posted 13-10 record...hit first home run of the season April 6 off Arizona's Todd Stottlemire, a two-run shot in second inning during Dodgers' 3-2 victory in 10 innings...did not homer again until May 7 vs. Florida's Dennis Springer...recorded career-high four hits April 29 in 10-4 victory at Milwaukee...flew to right in first at-bat and subsequently had three singles and double...went 36-for-125 (.289) in his last 36 games with two home runs, seven doubles, two triples and 11 RBI...drove in 38 runs in his last 80 games...swiped 18 bases in 25 attempts, the most by a Dodger third baseman since Pedro Guerrero's 23 stolen bases in 1983...ranked eighth in NL in fewest grounding into double plays (once every 134.5 at-bats) and tied for sixth in intentional walks (12)...batted .307 (81-for-264) in the No. 7 slot of the lineup...batted .290 (117-for-403) against right-handers...posted season highs with six home runs and 18 RBI in August...committed 29 errors, the most by a Dodger infielder since Jose Offerman's 35 in 1995...**1998:** Appeared in 77 games during his rookie campaign with the Dodgers, batting .215 with seven home runs, nine doubles and 22 RBI...started at third base in 54 of the Dodgers' 86 games after his contract was purchased from Double-A San Antonio on June 24...started 34 consecutive games at third base from July 11-Aug. 14 while Bobby Bonilla spent time in the outfield and on the disabled list with left wrist tendonitis...only started at third base in 12 of the Dodgers' last 35 games of the season, including the last six contests to end the year...saw action at shortstop after moving from third to short for the ninth inning in the Dodgers' comeback 4-3 win July 31 at New York...lined a game-tying RBI-double to left field in the second inning off Anaheim's Chuck Finley for his first Major League hit in his first big league at-bat June 24 at Dodger Stadium...went 2-for-4 against the Angels in his Major League debut...slugged a 418-foot, two-run homer to center field off the Rangers' Rick Helling for his first Major League round-tripper in the Dodgers' 4-1 win June 30 at Texas...at age 19 years and 78 days when he was promoted to Los Angeles on June 24, was the youngest player in the Majors ahead of Pittsburgh's Aramis Ramirez (19 years and 364 days)...ranked third on *Baseball America's* Top 100 Prospects list at the beginning of the season behind former Dodgers' outfielder/infielder Paul Konerko (No. 2) and Athletics' outfielder Ben Grievé (No. 1)...had a .321 batting average with 13 homers, 21 doubles, 20 stolen bases and 56 RBI in 64 games at Double-A San Antonio prior to being called up to Los Angeles...although he only played in 64 minor league games at San Antonio, he ranked fourth among organizational leaders in home runs (13), seventh in batting average (.321), tied for eighth in stolen bases (20) and ninth in RBI (56) and walks (39)...was named to the Texas League postseason all-star team...was also selected to play for the NL squad in the Double-A All-Star Game on July 8 in New Haven, CT, but did not attend since he was with the Dodgers...following the 1998 regular season, was named the Dominican Winter League MVP after batting .301 with 10 home runs and 37 RBI for Aguilas...he ranked first among league leaders in runs (39), second in hits (68), stolen bases (17), homers and RBI and fourth in batting average...also was named the Shell Oil MVP...**1997:** Was a finalist for *Baseball America's* Player of the Year Award after being tabbed by the publication as its Single-A Player of the Year following a standout season at Vero Beach...was voted the Florida State League MVP after ranking first among league leaders in home runs (26) and RBI (104), second in runs scored (95) and fourth in average (.317) and walks (67)...was voted the "Star of Stars" award winner in the Florida State League All-Star Game...hit safely in 18 straight games from July 15-Aug. 5...also reached base safely by a hit or a walk in 30 consecutive games from July 15-Aug. 18...**1996:** Compiled a combined .284 batting average with 26 home runs and 99 RBI after splitting the season with Single-A San Bernardino and Single-A Savannah...was named the best batting prospect, best power prospect, best defensive third baseman, best infield arm and most exciting player in the South Atlantic League by *Baseball America*...led all Dodger minor leaguers in RBI and tied for seventh among Single-A players in home runs...named to the Howe Sportsdata Minor League All-Star team...also was voted the South Atlantic League's Most Outstanding Major League Prospect...was the South Atlantic League's Player of the Week from June 9-15...had two 5-for-5 performances in one week, on May 30 vs. Augusta and on June 5 at Columbia.

PERSONAL: Adrian Perez Beltre...single...enters the 2002 season in the final season of a three-year contract...signed by Ralph Avila and Pablo Peguero.

ADRIAN BELTRE'S CAREER BATTING RECORD

YEAR TEAM	AVG	G	AB	R	H	2B	3B	HR	RBI	SH	SF	HP	BB	SO	SB	CS	E
1995 Santo Domingo	.307	62	218	56	67	15	3	8	40	0	2	5	54	26	2	1	31
1996 Savannah	.307	68	244	48	75	14	3	16	59	0	2	7	35	46	4	3	18
San Bernardino	.261	63	238	40	62	13	1	10	40	1	5	5	19	44	3	4	37
1997 Vero Beach	.317	123	435	95	138	24	2	26	104	0	11	6	67	66	25	9	37
1998 San Antonio	.321	64	246	49	79	21	2	13	56	0	5	2	39	37	20	4	17
LOS ANGELES	.215	77	195	18	42	9	0	7	22	2	0	3	14	37	3	1	13
1999 LOS ANGELES	.275	152	538	84	148	27	5	15	67	4	5	6	61	105	18	7	29
2000 LOS ANGELES	.290	138	510	71	148	30	2	20	85	3	4	2	56	80	12	5	23
2001 Vero Beach#	.444	3	9	0	4	1	0	0	1	0	0	1	2	1	0	0	0
Las Vegas#	.600	2	5	2	3	1	0	1	2	0	0	0	2	0	0	0	1
LOS ANGELES	.265	126	475	59	126	22	4	13	60	2	5	5	28	82	13	4	16
Major League Totals-4 years	.270	493	1718	232	464	88	11	55	234	11	14	16	159	304	46	17	81
Dodger Totals-4 years	.270	493	1718	232	464	88	11	55	234	11	14	16	159	304	46	17	81
Minor League Totals-5 years	.307	385	1395	290	428	89	11	74	302	1	25	26	218	220	54	21	141

Minor League Rehabilitation Assignment

ADRIAN BELTRE'S CAREER BATTING BREAKDOWN

2001					CAREER					2001					CAREER						
AVG	AB	H	HR	RBI	TEAM	AVG	AB	H	HR	RBI	AVG	AB	H	HR	RBI	TEAM	AVG	AB	H	HR	RBI
.256	43	11	1	5	Arizona	.224	134	30	4	19	.238	21	5	1	4	Anaheim	.262	61	16	1	6
.250	24	6	0	1	Atlanta	.257	101	26	2	10	-	-	-	-	-	Baltimore	-	-	-	-	-
.200	10	2	0	2	Chicago	.271	70	19	3	15	-	-	-	-	-	Boston	-	-	-	-	-
.333	12	4	0	1	Cincinnati	.215	79	17	2	12	-	-	-	-	-	Chicago	-	-	-	-	-
.247	73	18	3	9	Colorado	.273	161	44	8	33	-	-	-	-	-	Cleveland	-	-	-	-	-
.200	15	3	0	2	Florida	.362	94	34	5	19	-	-	-	-	-	Detroit	-	-	-	-	-
.200	25	5	2	4	Houston	.231	91	21	4	11	-	-	-	-	-	Kansas City	-	-	-	-	-
-	-	-	-	-	Los Angeles	-	-	-	-	-	-	-	-	-	-	Minnesota	-	-	-	-	-
.176	17	3	1	1	Milwaukee	.333	78	26	5	12	-	-	-	-	-	New York	-	-	-	-	-
.308	26	8	0	1	Montreal	.367	98	36	4	13	.308	13	4	0	1	Oakland	.208	24	5	0	1
.391	23	9	0	3	New York	.229	83	19	0	7	-.100	10	1	1	1	Seattle	.156	32	5	1	2
.300	10	3	0	0	Philadelphia	.238	80	19	3	7	-	-	-	-	-	Tampa Bay	-	-	-	-	-
.316	19	6	2	7	Pittsburgh	.324	108	35	4	20	-.182	11	2	0	0	Texas	.200	30	6	1	2
.292	24	7	0	0	St. Louis	.262	107	28	2	8	-	-	-	-	-	Toronto	-	-	-	-	-
.333	48	16	1	11	San Diego	.275	138	38	3	17	-.233	223	52	4	22	Home	.247	830	205	22	90
.255	51	13	1	7	San Francisco	.268	149	40	3	20	.294	252	74	9	38	Road	.292	888	259	33	144
-	-	-	-	-	March/April	.313	163	51	3	25	.273	143	39	2	18	Day	.295	468	138	12	63
.203	64	13	2	6	May	.244	242	59	8	34	.262	332	87	11	42	Night	.261	1250	326	43	171
.289	97	28	4	15	June	.264	258	68	10	31	.269	453	122	13	60	Grass	.265	1533	407	48	208
.235	98	23	5	16	July	.246	374	92	10	52	-.182	22	4	0	0	Turf	.308	185	57	7	26
.304	115	35	1	9	August	.305	371	113	15	57	-.242	190	46	7	24	Pre-ASG	.262	762	200	25	102
.267	101	27	1	14	Sept./Oct.	.261	310	81	9	35	.281	285	80	6	36	Post-ASG	.276	956	264	30	132
.000	2	0	0	0	Pinch-Hitting	.200	5	1	1	3	.265	98	26	3	15	vs. LHP	.247	392	97	8	54
-	-	-	-	-	DH	-	-	-	-	-	.265	377	100	10	45	vs. RHP	.277	1326	367	47	180

ADRIAN BELTRE'S CAREER HITTING BREAKDOWN BY BALLPARK

BALLPARK	AVG.	AB	H	HR	RBI	BALLPARK	AVG.	AB	H	HR	RBI
Astrodome	.286	21	6	1	3	Comerica Park	-	-	-	-	-
Bank One Ballpark	.247	73	18	3	13	Comiskey Park (new)	-	-	-	-	-
Busch Stadium	.242	66	16	1	3	Edison Int'l Field/Anaheim	.176	17	3	1	3
Cinergy Field/Riverfront Stadium	.348	23	8	1	5	Fenway Park	-	-	-	-	-
Coors Field	.318	88	28	5	24	Jacobs Field	-	-	-	-	-
County Stadium	.481	27	13	2	6	Kauffman/Royals Stadium	-	-	-	-	-
Dodger Stadium	.247	830	205	22	90	Metrodome	-	-	-	-	-
Enron Field	.231	26	6	1	3	Network Assoc./Oak. Coliseum	.208	24	5	0	1
Miller Park	.273	11	3	1	1	Oriole Park at Camden Yards	-	-	-	-	-
Olympic Stadium	.321	56	18	3	5	SAFECO Field	.083	12	1	0	0
Pacific Bell Park	.234	47	11	0	8	SkyDome	-	-	-	-	-
PNC Park	.316	19	6	2	7	The Ballpark in Arlington	.273	11	3	1	2
Pro Player Stadium	.364	55	20	3	15	Tropicana Field	-	-	-	-	-
Qualcomm/Jack Murphy Stadium	.303	66	20	2	10	Yankee Stadium	-	-	-	-	-
Shea Stadium	.245	49	12	0	3						
3Com/Candlestick Park	.440	25	11	1	3						
Three Rivers Stadium	.361	36	13	2	10						
Turner Field	.246	57	14	1	5						
Veterans Stadium	.245	49	12	0	3						
Wrigley Field	.400	30	12	2	9						

ADRIAN BELTRE'S CAREER FIELDING RECORD

POSITION	PCT	G	PO	A	E	TC	DP
Third Base	.940	488	367	892	81	1340	85
Shortstop	1.000	5	6	4	0	10	0

CAREER TRANSACTIONS

- Signed as a non-drafted free agent by Los Angeles on July 7, 1994

DISABLED LIST

- May 28-June 16, 2000 (right hamstring strain).
- March 23-May 11, 2001 (abdominal surgery).

CAREER SINGLE-GAME BESTS

Most Hits:	4 (6 times), last time: Aug. 14, 2001 vs. MTL	Most Stolen Bases:	3, April 29, 2000 vs. FLA
Most RBI:	6, July 27, 2000 at COL	Most Walks:	3, (3 times), last time: April 29, 2000 vs. FLA
Most Home Runs:	2, Sept. 10, 2000 at COL	Longest Hitting Streak:	17 games, Aug. 25-Sept. 18, 2001
Most Runs Scored:	4, Aug. 14, 2001 vs. MTL	Career Grand Slams:	2, last time: July 27, 2000 at COL (Kevin Jarvis)



HIRAM BOGACHICA

26

INFILDER

Bats/Throws:	Right/Right	Height/Weight:	5-11/165
Opening Day Age:	26	M.L. Service:	1.021
Born:	March 4, 1976 in Ponce, PR		
Resides:	Toa Alto, PR		
Acquired:	Acquired in a seven-player trade with Montreal on July 31, 1998		

CAREER SUMMARY: The versatile young athlete made the Major League roster out of spring training for the first time in his career in 2001 and would remain with the club all season...his versatility made him a valuable tool for manager Jim Tracy as he was able to use him at four different positions-second base, third base, left field and right field...made Major League debut as a pinch-runner on Sept. 13, 2000 at Arizona...first Major League hit was a pinch-hit single on Sept. 16, 2000 vs. Colorado's Jerry DiPoto.

2001: In his first full season in the Majors, he batted .233 (31-for-133) with 11 doubles and nine RBI...batted .293 (27-for-92) with seven doubles, a triple, two home runs and eight RBI in his 23 starts...showed his versatility by playing second base, third base, left field and right field during the 2001 campaign...hit his first Major League home run on June 13 vs. Texas...had a career-high three hits (3-for-4) on April 19 at San Francisco and May 28 vs. Houston (3-for-5)...was 4-for-33 (.121) as a pinch-hitter...became the ninth player in Dodger Stadium history to reach the Loge Level with a home run, when he hit a 412-ft. blast off Arizona's Randy Johnson on June 19...fled out as a pinch-hitter on June 28 at San Diego, snapping a career-high six-game hitting streak from June 19-26 (6-for-26, .231)...with the injuries to Adrian Beltre and Dave Hansen, was able to start seven games at third base in April and made the most of the opportunities...batted .417 (10-for-24) with four doubles and five runs scored...made the 25-man roster out of spring training after batting .244 (11-for-45) with three doubles, three homers and six RBI during Grapefruit League action...also played second base, third base and all three outfield positions during the spring...**2000:** Named Dodger organization's Player of the Month in May and August...recalled from Triple-A Albuquerque on Sept. 11 and made his Major League debut on Sept. 13 at Arizona as a pinch-runner...his first Major League at-bat came on Sept. 14 vs. Colorado and he grounded out as a pinch-hitter in the 8th inning off Gabe White...his first Major League hit was a pinch-hit single on Sept. 16 vs. Colorado's Jerry DiPoto...made lone start on September 20 vs. Arizona...batted .322 with 38 doubles, 23 home runs and 84 RBI in 124 games for Triple-A Albuquerque...his 38 doubles were the most by a Dodger minor leaguer since Adam Riggs had 39 in 1995 and tied for third in the Pacific Coast League...scored 99 runs, third-best in the PCL...**1999:** In his first full season in the Dodger organization, had a solid campaign after bouncing back from surgery on his right (throwing) elbow...batted .291 with 22 doubles, 10 triples, 11 home runs, 60 RBI and 30 stolen bases in 123 games for Double-A San Antonio...converted back to the infield, playing 122 games at second base for the Missions...his 30 stolen bases ranked second on his team and third among Dodger minor leaguers...had two 10-game hitting streaks and a 6-for-6 performance on June 10 at Midland...posted a .308 mark (48-for-156) against left-handers...**1998:** After being acquired from Montreal in a seven-player trade on July 31, he played in only 26 games for Triple-A Albuquerque until having surgery on September 8 to remove bone chips from his right elbow...converted to the outfield, he combined to play a total of 108 games as an outfielder for the first time in his career...started the season at Double-A Harrisburg before he was promoted to Triple-A Ottawa on July 19...only played in 12 games with the Lynx before he was traded to the Dodgers...**1997:** After an injury-plagued 1996 season, he appeared in 119 of 144 games for Harrisburg in his first season at the Double-A level...played a large part in the Senators' Eastern League Championship as the club's leadoff hitter...finished third in the league in stolen bases (29) and established personal highs in games played, at-bats (443), runs (82), hits (123) and strikeouts (98)...also had an impressive .409 slugging percentage and .354 on-base percentage...played in 57 games at shortstop, 28 at second base, 25 as a designated hitter and eight as a pinch-hitter...was named the fourth-best prospect in the Expos' organization by *Baseball America*...**1996:** Was leading the Florida State League in hitting (.337) and on-base percentage (.461) and had 15 stolen bases until surgery to remove bone fragments in his right elbow all but ended his season...his .337 average with Single-A West Palm Beach would have won the league's batting title if he had enough at-bats to qualify...was on the disabled list from May 16-July 1 and on a rehabilitation assignment with the club's Rookie League affiliate in the Gulf Coast League until July 12...was relegated to a designated hitter role for the rest of the season after his return...despite the injury, was selected the fifth-best prospect in the Florida State League by *Baseball America*...**1995:** Batted .284 with 47 stolen bases and 10 triples for Single-A Albany...played in the South Atlantic League All-Star Game with teammate Vladimir Guerrero...finished second in the league in triples and third in stolen bases...**1994:** Made his debut with the Expos' entry in the Gulf Coast League and was selected the organization's Player of the Month in August after batting .364 (30-for-82) with 17 runs scored, five homers and 11 RBI in 20 games...was selected the eighth-best prospect in the Gulf Coast League by *Baseball America*.

PERSONAL: Hiram Colon Bocachica...married to Jocelyn...resides in Toa Alto, Puerto Rico...attended Rexville H.S. in Bayamon, Puerto Rico, where he participated in volleyball, basketball and track and field...received a scholarship offer to play baseball at Louisiana State University prior to signing with the Expos...was the 21st player chosen overall in the June 1994 First-Year Player Draft, falling a few draft selections short of becoming the first Puerto Rican to be chosen in the first round...catcher Ramon Castro was taken by Houston with the 17th selection...signed by Juan Loyola of Montreal.

HIRAM BOCACHICA'S CAREER BATTING RECORD

YEAR TEAM	AVG	G	AB	R	H	2B	3B	HR	RBI	SH	SF	HP	BB	SO	SB	CS	E
1994 GCL Expos	.280	43	168	31	47	9	0	5	16	2	0	2	15	42	11	4	23
1995 Albany	.284	96	380	65	108	20	10	2	30	3	1	8	52	78	47	17	58
1996 West Palm Beach	.337	71	267	50	90	17	5	2	26	3	3	6	34	47	21	3	24
GCL Expos	.250	9	32	11	8	3	0	2	0	0	1	5	3	2	1	0	
1997 Harrisburg	.278	119	443	82	123	19	3	11	35	1	3	13	41	98	29	12	32
1998 Harrisburg	.264	80	296	39	78	18	4	4	27	2	1	11	21	61	20	8	10
Ottawa	.195	12	41	5	8	3	1	0	5	0	0	1	6	14	2	0	0
Albuquerque	.238	26	101	16	24	7	1	4	16	1	0	6	13	24	5	3	2
1999 San Antonio	.291	123	477	84	139	22	10	11	60	4	5	13	60	71	30	15	31
2000 LOS ANGELES	.300	8	10	2	3	0	0	0	0	0	0	0	2	0	0	0	0
Albuquerque	.322	124	482	99	155	38	4	23	84	9	2	15	40	100	10	14	23
2001 LOS ANGELES	.233	75	133	15	31	11	1	2	9	0	0	1	9	33	4	1	7
Major League Totals-2 years	.238	83	143	17	34	11	1	2	9	0	0	1	9	35	4	1	7
Minor League Totals-7 years	.290	703	2687	482	780	156	38	62	301	25	15	76	287	538	177	77	203

HIRAM BOCACHICA'S CAREER BATTING BREAKDOWN

2001					CAREER					2001					CAREER						
AVG	AB	H	HR	RBI	TEAM	AVG	AB	H	HR	RBI	AVG	AB	H	HR	RBI	TEAM	AVG	AB	H	HR	RBI
.150	20	3	1	1	Arizona	.174	23	4	1	1	.250	8	2	0	0	Anaheim	.250	8	2	0	0
.500	4	2	0	0	Atlanta	.500	4	2	0	0	-	-	-	-	-	Baltimore	-	-	-	-	-
.000	3	0	0	0	Chicago	.000	3	0	0	0	-	-	-	-	-	Boston	-	-	-	-	-
.167	6	1	0	0	Cincinnati	.167	6	1	0	0	-	-	-	-	-	Chicago	-	-	-	-	-
.286	14	4	0	1	Colorado	.333	18	6	0	1	-	-	-	-	-	Cleveland	-	-	-	-	-
.000	2	0	0	0	Florida	.000	2	0	0	0	-	-	-	-	-	Detroit	-	-	-	-	-
.000	4	0	0	0	Houston	.000	4	0	0	0	-	-	-	-	-	Kansas City	-	-	-	-	-
-	-	-	-	-	Los Angeles	-	-	-	-	-	-	-	-	-	-	Minnesota	-	-	-	-	-
1.000	1	1	0	0	Milwaukee	1.000	1	1	0	0	-	-	-	-	-	New York	-	-	-	-	-
.167	6	1	0	0	Montreal	.167	6	1	0	0	-	-	-	-	-	Oakland	-	-	-	-	-
.333	3	1	0	0	New York	.333	3	1	0	0	.000	2	0	0	0	Seattle	.000	2	0	0	0
.250	8	2	0	1	Philadelphia	.250	8	2	0	1	-	-	-	-	-	Tampa Bay	-	-	-	-	-
.250	8	2	0	2	Pittsburgh	.250	8	2	0	2	.333	9	3	1	3	Texas	.333	9	3	1	3
-	-	-	-	-	St. Louis	-	-	-	-	-	-	-	-	-	-	Toronto	-	-	-	-	-
.150	20	3	0	0	San Diego	.136	22	3	0	0	.262	84	22	2	9	Home	.266	94	25	2	9
.400	15	6	0	1	San Francisco	.375	16	6	0	1	.184	49	9	0	0	Road	.184	49	9	0	0
.286	35	10	0	4	March/April	.286	35	10	0	4	.269	26	7	0	1	Day	.276	29	8	0	1
.241	29	7	0	1	May	.241	29	7	0	1	.224	107	24	2	8	Night	.228	114	26	2	8
.231	52	12	2	4	June	.231	52	12	2	4	.234	128	30	2	9	Grass	.239	138	33	2	9
.000	3	0	0	0	July	.000	3	0	0	0	.200	5	1	0	0	Turf	.200	5	1	0	0
.167	12	2	0	0	August	.167	12	2	0	0	.246	118	29	2	9	Pre-ASG	.246	118	29	2	9
.000	2	0	0	0	Sept./Oct.	.250	12	3	0	0	.133	15	2	0	0	Post-ASG	.200	25	5	0	0
.121	33	4	0	1	Pinch-Hitting	.154	39	6	0	1	.260	50	13	1	4	vs. LHP	.246	57	14	1	4
-	-	-	-	-	DH	-	-	-	-	-	.217	83	18	1	5	vs. RHP	.233	86	20	1	5

HIRAM BOCACHICA'S CAREER HITTING BREAKDOWN BY BALLPARK

BALLPARK	AVG.	AB	H	HR	RBI	BALLPARK	AVG.	AB	H	HR	RBI
Bank One Ballpark	.125	8	1	0	0	Comerica Park	-	-	-	-	-
Busch Stadium	-	-	-	-	-	Comiskey Park (new)	-	-	-	-	-
Cinergy Field/Riverfront Stadium	.000	1	0	0	0	Edison Int'l Field/Anaheim	.286	7	2	0	0
Coors Field	.000	1	0	0	0	Fenway Park	-	-	-	-	-
Dodger Stadium	.266	94	25	2	9	Jacobs Field	-	-	-	-	-
Enron Field	.000	2	0	0	0	Kauffman/Royal's Stadium	-	-	-	-	-
Miller Park	-	-	-	-	-	Metrodome	-	-	-	-	-
Olympic Stadium	.250	4	1	0	0	Network Assoc./Oak. Coliseum	-	-	-	-	-
Pacific Bell Park	.357	14	5	0	0	Oriole Park at Camden Yards	-	-	-	-	-
PNC Park	.000	1	0	0	0	SAFECO Field	-	-	-	-	-
Pro Player Stadium	-	-	-	-	-	SkyDome	-	-	-	-	-
Qualcomm/Jack Murphy Stadium	.000	6	0	0	0	The Ballpark in Arlington	-	-	-	-	-
Shea Stadium	.000	2	0	0	0	Tropicana Field	-	-	-	-	-
3Com/Candlestick Park	-	-	-	-	-	Yankee Stadium	-	-	-	-	-
Turner Field	-	-	-	-	-						
Veterans Stadium	.000	1	0	0	0						
Wrigley Field	.000	2	0	0	0						

BOCACHICA

CAREER TRANSACTIONS

- Selected by Montreal in the first round of the June 1994 First-Year Player Draft.
- Acquired by Los Angeles with Carlos Perez (LHP and Mark Grudzielanek (INF) from Montreal in exchange for Wilton Guerrero (INF), Peter Bergeron (OF), Ted Lilly (LHP) and Jonathan Tucker on July 31, 1998.

DISABLED LIST

- Has not spent time on disabled list in the Major Leagues.

CAREER SINGLE-GAME BESTS

Most Hits:	3 (twice), last time: May 28, 2001 vs. COL	Most Stolen Bases:	1 (4 times), last time: June 22, 2001 vs. SD
Most RBI:	2 June 12, 2001 vs. TEX	Most Walks:	1 (9 times), last time: Sept. 8, 2001 at STL
Most Home Runs:	1 (twice), last time: June 19, 2001 vs. ARI	Longest Hitting Streak:	6 games, June 19-26, 2001
Most Runs Scored:	1 (15 times), last time Sept. 8, 2001 at STL	Career Grand Slams:	None



KEVIN BROWN

27

RIGHT-HANDED PITCHER

Bats/Throws:	Right/Right	Height/Weight:	6-4/200
Opening Day Age:	37	M.L. Service:	13.051
Born:	March 15, 1965 in McIntyre, GA		
Resides:	Macon, GA		
Acquired:	Signed as a free agent on December 12, 1998		

CAREER SUMMARY: Since joining the Senior Circuit in 1996, leads the National League with a 2.53 ERA and is fifth with 1,325.1 innings...is second behind Curt Schilling (1,414) among NL pitchers during that time with 1,162 strikeouts and trails only Greg Maddux (107) and Tom Glavine (100) with 92 wins...has worked at least 170 innings in 12 of his 13 full major league seasons, including eight seasons with at least 200 innings pitched in the last 11 years...has made at least 26 starts in 12 of his 13 full Major League seasons, surpassing 30 starts in eight of his last 11...has a 2.66 ERA (422 ER/1427.2 IP) at home over his career which leads the Major Leagues (at least 1000 innings pitched)...among active Major League pitchers, ranks sixth with a 3.18 ERA, sixth in wins with 180, seventh in strikeouts with 2,021.

2001: Made 20 appearances and 19 starts, going 10-4 with a 2.65 ERA...has made 87 starts for Los Angeles (41-19, 2.77) and 399 in his career...allowed one earned run or less in 12 of 19 starts...was 4-1 with a 2.06 ERA (10 ER/43.2 IP) in his last eight starts of the season...underwent successful surgery by Dr. Frank Jobe to repair a torn flexor muscle on his right elbow on September 27...his last start of the season came on Sept. 22 vs. Arizona...he went 5.0 innings and gave up just one run on four hits, but did not figure in the decision in the club's 11 inning, 6-5 victory...had no decision in the Dodgers' 6-4 loss vs. San Diego on Sept. 17 despite striking out a season-high 11 batters and allowing one run in 6.0 innings before leaving for a pinch-hitter...pitched 5.0 shutout innings in his first start since returning from the disabled list on Aug. 28 vs. Colorado, but had no decision in the Dodgers' 4-3 loss...surrendered two hits, while walking two and striking out two...defeated the Pirates 4-2 at Pittsburgh on July 15, allowing one run on three hits while striking out four in 5.0 innings...the strikeout of Jack Wilson in the fourth inning was the 2,000th of his career...left the game after five innings and flew back to Los Angeles that night...examined by Dr. Frank Jobe the next day and was diagnosed with a severe sprain of the flexor muscle in his right elbow...on July 6 vs. Seattle, he tossed 5.1 innings and gave up four runs on eight hits in a 13-0 losing effort...it was Brown's fourth loss of the season (Dodgers were shut out in three of those games and scored just two runs in the other loss)...on June 24 he was reinstated from the 15-day disabled list prior to the game and made just his third career relief appearance (his previous relief outings were July 4, 1998 vs Colorado and May 10, 1994 vs California)...had a 19.0 scoreless inning streak from May 2 (seventh inning) through May 18 (second inning)...batters hit .098 (6-for-61)...had a five-game winning streak from April 14-May 7...posted a 1.35 ERA (5 ER/33.1 IP) in those games...it was his longest winning streak since winning seven-straight July 20-Sept. 4, 1999...his career best winning streak is 11 games from May 26-Aug. 10, 1998 while with San Diego...defeated the Reds 7-3 in Cincinnati on May 2...allowed three runs in 7.0 innings and hit a solo homer in the second inning for his first career home run in 384 career at-bats...placed on the 15-day disabled list on March 31 (retroactive to March 24) with a right Achilles tendon strain...reinstated from the disabled list April 10...also on the disabled list from June 4 (retro to May 30) to June 23 with cervical radiculopathy...on the disabled list from July 18 (retroactive to July 16) to Aug. 27 with a severe sprain of the flexor muscle of his right elbow...including last season, the Dodgers have scored a total of 12 runs in his 10 losses, including being shut out five times...has fanned 10 or more batters in a game 23 times in his career, including May 7 vs. Florida and Sept. 17 vs. San Diego...had a career-high 13 strikeouts in a 2-1 victory vs. S.D. on Sept. 23, 2000...has just five losses in his last 25 outings (12-5) dating back to Aug. 18, 2000...Los Angeles is 33-18 in his starts the last two seasons...teamed up in 2001 with

Dodger sponsor Farmer John to raise over \$25,000 for the Make-A-Wish Foundation...Farmer John donated \$100 in Brown's name for every strikeout he recorded in 2001 (\$10,400) and Kevin and his wife Candace added an extra \$15,000...in 45 career starts at Dodger Stadium, Brown has a 21-7 record and a 2.04 ERA (72 ER/317.1 IP)...was 4-2 with a 2.34 ERA (16 ER/61.2 IP) in 10 starts at home this season...had the lowest home ERA in the league in 2000 (7-1, 1.79 ERA) and his 2.00 home ERA (141 ER/635.1 IP) the previous five seasons is the lowest among any Major League pitcher with at least 250.0 innings pitched...**2000**: Led the National League with a 2.58 ERA...posted a 13-6 record with five complete games and one shutout in 33 starts...held the opposition to three earned runs or less in 28 of his 33 starts and one run or less in 14 of his starts...struck out a career-high 13 batters in a 2-1 complete game victory vs. San Diego on Sept. 23 for his 71st career complete game...pitched three-straight complete games June 5-15, posting a 2-1 record and a 1.29 ERA (4 ER/26.0 IP) in those games...it was the most consecutive complete games by a Dodger pitcher since Carlos Perez had four from Sept. 2-20, 1998...the Dodgers were shut out in three of his six losses and scored a total of 10 runs in the six games...pitched his 17th career shutout on June 15 vs. Arizona, defeating the Diamondbacks 4-0 on four hits while striking out 10...fanned 10 or more batters four times in 2000...went 7-1 with a 1.79 ERA (23 ER/115.2 IP) in 16 starts at Dodger Stadium...was 2-0 with a 2.25 ERA in May and 3-1 with a 2.06 ERA in June...had a 1.98 ERA (9 ER/41.0 IP) in September/October...was selected to his fifth All-Star Game and pitched 1.0 inning, allowing one run in the game won by the AL, 6-3 on July 11 in Atlanta...he became just the fifth player in history to represent four different teams in an All-Star Game (Rangers, 1992, Marlins, 1996-97 and Padres, 1998)...joins Roberto Alomar, Walker Cooper, Goose Gosage and Lee Smith as the only players to represent four different teams in the Mid-Summer Classic (no one has ever worn five different uniforms in the history of the game)...tied for second in the National League with 14 sacrifice bunts...was on the disabled list from April 9-24 with a fractured right pinky finger suffered while attempting to bunt in the game on April 8 at New York...**1999**: Went 18-9 with a 3.00 ERA in 35 starts in his first season with Los Angeles...the 35 starts tied a career high for the third time in his career (1992 and 1998)...led the Dodgers in most pitching categories, including victories, innings (252.1) and strikeouts (221)...among NL pitchers, ranked fourth in ERA, tied for fourth in victories, tied for first in starts, second in innings and strikeouts, third in opponents' batting average (.222) and fourth in complete games (5)...also ranked seventh in fewest walks per nine innings (2.1) and eighth in strikeouts per nine innings (7.9)...tied for sixth in NL Cy Young Award voting...his 18 wins were the most by a Dodger starter since Ramon Martinez went 20-6 in 1990...also posted most victories by a Dodger starting pitcher acquired via free agency...other Dodger free-agent pitchers in their first year in Los Angeles include Hideo Nomo (13-6 in 1995), Tom Candiotti (11-15 in 1992), Kevin Gross (10-11 in 1991) and Dave Goltz (7-11 in 1980)...lost final start of the season on September 29 at San Francisco, allowing four runs in 6.0 innings...the 5-1 defeat was the first loss in his career at Candlestick/3Com Park...entered the game with a 0.63 ERA (3 ER/43.0 IP), which was the lowest by the opposing pitcher in the 40-year history of the ballpark...loss to Giants also snapped seven-game road winning streak...became Dodgers' fourth Opening Day pitcher in the 1990s, joining Orel Hershiser (1990, 1993-94), Tim Lincecum (1991) and Ramon Martinez (1992, 1995-98)...received no decision in Dodger debut on April 5 vs. Arizona...allowed five earned runs on 10 hits in 5.2 innings vs. Arizona, including home runs by Bernard Gilkey and Jay Bell...it was the only time he allowed 10 or more hits in a home start...was 9-3 with a 1.95 ERA in 16 starts at Dodger Stadium...won first five decisions at home...had a seven-game winning streak from July 20-Sept. 4 which tied Chan Ho Park for team lead...held opponents to two or fewer earned runs in 20 of his last 29 starts and one run in 13 of 29 starts...was 11-4 with a 2.44 ERA (30 ER/110.2 IP) following a Dodger loss...retired 17 consecutive batters between second and eighth innings en route to 3-2 victory over Phillies on June 20...pitched only shutout of season Sept. 4 at Chicago...allowed two hits, one walk and struck out eight against Cubs...his seven hit batsmen were the lowest since he hit six batters in strike-shortened 1994 season...committed only one balk...struck out 12 batters in 3-2 loss at Cincinnati on May 25...went 9-3 with 2.41 ERA in 16 starts after All-Star break...**1998**: Led his club to the World Series for the second-consecutive year after posting one of the greatest seasons in Padres' history, winning 18 games and setting a franchise record with a career-best 257 strikeouts...finished third behind Atlanta's Tom Glavine (99) and Padre teammate Trevor Hoffman (88) in Cy Young Award voting with 76 votes, including eight first-place votes, eight second-place votes and 12 third-place votes...his 46 strikeouts in 39.1 innings during the postseason set a Major League record in the playoffs, surpassing Baltimore's Mike Mussina with 41 K's during the playoffs in 1997...his 16 strikeouts in Game 1 of the Division Series Sept. 29 at Houston was the second-best total in a postseason game in Major League history...St. Louis' Bob Gibson struck out 17 Tigers in Game 1 of the World Series Oct. 2, 1968...was named to his fourth All-Star team and third in a row...retired the only two batters he faced at the Mid-Summer Classic at Coors Field...ranked among league leaders in every major pitching category, leading the league in starts, second in ERA, strikeouts and innings (257.0), tied for third in shutouts (3), fourth in strikeouts per nine innings (9.0), tied for fourth in wins and complete games (7), fifth in fewest walks per nine innings (1.7) and seventh in opponents' batting average (.235)...he surrendered three earned runs or less in 31 of 35 starts...29 of his 35 starts (83%) were quality starts...did not suffer a loss between May 26 and Aug. 5, posting a NL season-best 11 consecutive wins...working on three days rest for the first time since 1994 and the only time during the regular season in 1998, he tossed 6.1 shutout innings to earn a 2-0 win in Atlanta on August 20...is 4-4 with a 2.60 ERA (20 ER/69.1 IP) in 10 career starts on three days rest...made the second relief appearance of his career on July 4 vs. Colorado, striking out the side in a perfect pre-All-Star break seventh inning...his first relief outing came May 10, 1994 with Texas vs. California...made 127 consecutive starts between the two relief stints...**1997**: Helped the Marlins to their first World Series championship, posting a 16-8 record and a 2.69 ERA in 33 starts...was named to his second-consecutive NL All-Star team, making his third appearance in the Mid-Summer Classic at Jacobs Field...ranked among NL leaders in ERA (fifth), strikeouts (sixth with 205), innings pitched (sixth with 237.1), complete games (tied for sixth with six), starts (tied for seventh), victories (eighth), winning percentage (tied for eighth at .667) and strikeouts per nine innings (tied for eighth with 7.8)...tossed his first career no-hitter, the second in Marlins history, in a 9-0 win at San Francisco on June 10...walked none and struck out seven...allowed only one baserunner, hitting Marvin Benard with a pitch with two out in the eighth inning...became the third pitcher in major league history (George "Hooks" Wiltse for the New York Giants on July 4, 1908 and Lew Burdette

for the Milwaukee Braves on Aug. 18, 1960) to fall short of a perfect game by allowing only a hit batsman...named the NL Pitcher of the Week for the week of June 9 after the no-hitter...also threw a one-hitter in a 5-1 win on July 16 vs. Los Angeles to become the first major leaguer to throw a no-hitter and a one-hitter in a single season since Nolan Ryan turned the trick for Texas in 1990...tied Greg Maddux for the Major League lead with an 81.8 percent quality start percentage, completing 6.0 or more innings and allowing three earned runs or less in 27 of his 33 starting assignments...allowed only one hit in 7.0 shutout innings to earn the win in his third career Opening Day start April 1 vs. Chicago...fanned eight while walking two...**1996:** Signed as a free agent with the Marlins and, in his first NL season, finished second to Atlanta's John Smoltz in Cy Young Award voting...was named first or second on every ballot cast after leading the Majors with a 1.89 ERA, the lowest by a NL pitcher in a non-strike shortened season since Dwight Gooden posted a 1.53 mark for the 1985 Mets...set Marlins' club records with 17 victories, 233.0 innings pitched, five complete games and a Major-League high three shutouts...placed on the 15-day disabled list May 20 (retroactive to May 13) with a bruised fibula...activated May 28, and was 15-7 with a 1.76 ERA in 23 starts after his return...threw a scoreless inning at the All-Star Game July 9 in Philadelphia...recognized as the NL Pitcher of the Month for August, going 5-1 with a 1.71 ERA...notched his 100th career victory Aug. 19 at Chicago...named the third-best pitcher in the NL in *Baseball America's* annual survey of Major League managers...donated \$50 per strikeout (\$7,950) to the Children's Cancer Caring Center...**1995:** In his lone season with the Orioles, finished seventh in the AL with a 3.60 ERA and a .241 opponents' batting average...surrendered only 0.52 homers per 9.0 innings, the second-best ratio in the league...was 5-2 with a 2.63 ERA through June 2, but did not win again until Aug. 26...went 0-6 in 12 starts during the skid...sustained a dislocated right index finger on June 22 vs. Boston while attempting to knock down a line drive off the bat of Troy O'Leary...was on the 15-day disabled list from June 23-July 17...**1994:** Worked at least 7.0 innings in 16 of 25 starts in his final season with the Rangers...allowed three earned runs or less in 16 of his final 20 starts...after 169 starts, made the first relief appearance of his major league career on May 10 vs. California and suffered the loss...allowed three earned runs on three hits and a walk in 2.0 innings...matched his then career high with 10 strikeouts in a complete-game 4-3 win vs. Cleveland on July 5...**1993:** Threw a career-best 12 complete games, second best in the majors...tied for second in the AL with three shutouts...ranked 10th in the league with 233.0 innings pitched, the third consecutive season in which he topped 200 innings...allowed only 14 home runs (0.54 per 9 innings), the second-best ratio among AL starters...struck out a then career-high 10 hitters in a game twice: April 28 vs. Detroit and July 20 vs. Milwaukee...shared AL Player of the Week honors with Oakland's Mark McGwire for the week of May 3...**1992:** Tied Toronto's Jack Morris for the AL lead with a career-high 21 victories...became only the second 20-game winner in Rangers' club history (Ferguson Jenkins won 25 games in 1974)...led the league with a career-high 265.2 innings pitched...also ranked among league leaders in complete games (tied for second with 11), starts (tied for third with 35), winning percentage (sixth at .656), strikeouts (seventh with 173) and ERA (11th at 3.32)...was the first Texas hurler to start an All-Star Game...worked a perfect first inning and earned the victory for the AL at San Diego's Jack Murphy Stadium...**1991:** Established then-career highs with 33 starts and 210.2 innings pitched, both team highs...tied for the AL lead with 13 hit batsmen...**1990:** Became the first Texas pitcher to open a season with victories in each of his first five starts...tied for sixth in the AL with two shutouts and tied for eighth with six complete games...was retired in his only career pinch-hitting appearance...**1989:** Finished fifth in AL Rookie of the Year voting, was the Rangers' Rookie of the Year and was named to *Baseball Digest's* Major League All-Rookie Team...went 12-9 with a 3.35 ERA...led all Major League rookies and tied for ninth in the AL with seven complete games and tied for 15th in ERA...his 12 victories tied a Rangers' rookie record (Edwin Correa, 1986)...**1988:** After winning 12 games at Double-A Tulsa, was promoted to Texas Sept. 12...authored a six-hit complete game victory at Oakland in his first start on Sept. 14, carrying a shutout into the ninth inning...**1987:** In his only full minor league season, went 1-11 with a 6.49 ERA in 17 starts for Single-A Charlotte, Tulsa and Triple-A Oklahoma City...his lone win came on April 8 for Tulsa vs. Jackson...lost his final 11 decisions in a row...**1986:** At the age of 21, after making only two professional starts (six appearances), was promoted to Texas and allowed two runs over 5.0 innings to beat Oakland in his big league debut on Sept. 5...joined the Rangers' Bobby Witt and the Angels' Jim Abbott as one of only three pitchers in the 1980s to earn his first professional victory in the Major Leagues...made three appearances at Rookie Sarasota after being selected in the first round (fourth overall) by the Rangers...promoted to Tulsa on Aug. 21, before being purchased by Texas at the conclusion of the Texas League season.

PERSONAL: James Kevin Brown...enters the fourth season of a seven-year contract through the 2005 season...he and his wife, Candace, have three kids, Ridge, Grayson and Dawson...was a chemical engineering major at Georgia Tech, where he pitched three seasons and was named First Team All-America by *The Sporting News* in 1986 after setting single-season school records with 11 wins and 122 strikeouts (13th in the nation)...after walking on to the Yellow Jackets' baseball team as a freshman, left Tech with a school-record 28 victories and 249 strikeouts...graduated from Wilkinson County H.S. in Inwinton, GA in 1983...played baseball, football and tennis...participated in Little League and American Legion baseball programs...was the Dodgers' nomination for the annual Roberto Clemente "Man of the Year" award in 1999...one month after signing with the Dodgers, he donated \$1 million to the Los Angeles chapter of

MLB PITCHING LEADERS 1996-01

Pitcher	Wins
Greg Maddux	107
Andy Pettite	103
Tom Glavine	100
Pedro Martinez	97
Kevin Brown	92

Pitcher	ERA
Pedro Martinez	2.45
Kevin Brown	2.53
Greg Maddux	2.78
Randy Johnson	2.68
John Smoltz	3.03

Pitcher	Innings
Greg Maddux	1430.1
Tom Glavine	1399.0
Brad Radke	1356.2
Roger Clemens	1353.2
Darryl Kyle	1355.1
Mike Mussina	1344.0
Kevin Brown	1325.1

Pitcher	Strikeouts
Randy Johnson	1,788
Pedro Martinez	1,538
Roger Clemens	1,384
Curt Schilling	1,414
Mike Mussina	1,193
Kevin Brown	1,162

2002 MEDIA GUIDE

the Reviving Baseball in Inncities program (R.B.I.) to establish the Kevin Brown RBI Academy of Excellence...the academy helps inner-city youth with baseball skills instructions, SAT preparatory classes, time management seminars, human development courses, retreats, college tours and college scholarships...he and his wife also contributed to four additional charitable programs...at every Sunday home game in for the past three seasons, the Browns hosted 50 children from Boys and Girls clubs in the Los Angeles area as part of their Browntown L.A. community program...each boy and girl, in addition to meeting Kevin prior to the game, received a hot dog, soft drink and Dodger promotional items in a "brown" paper bag when they attended the game...the Browns also contributed \$1,000 for each game Kevin won in 2000 to the Covenant House California, Make-A-Wish Foundation and Jenesse Center, totalling \$39,000...signed by Andy Hancock of Texas.

KEVIN BROWN'S CAREER PITCHING RECORD

YEAR	TEAM	W-L	ERA	G	GS	CG	SHO	SV	IP	H	R	ER	HR	HB	BB	SO	WP	BK
1986	Sarasota	0-0	6.00	3	0	0	0	0	6.0	7	4	4	0	0	2	1	0	1
	Tulsa	0-0	4.50	3	2	0	0	0	10.0	9	7	5	5	16	5	10	0	1
	TEXAS	1-0	3.60	1	1	0	0	0	5.0	6	2	2	0	0	0	4	0	0
1987	Tulsa	1-4	7.29	8	8	0	0	0	42.0	53	36	34	3	1	18	25	1	0
	Oklahoma City	0-5	10.73	5	5	0	0	0	24.1	32	32	29	2	4	17	9	1	2
	Charlotte	0-2	2.72	6	6	1	0	0	36.1	33	14	11	1	0	17	21	1	0
1988	Tulsa	12-10	3.51	26	26	5	0	0	174.1	174	94	68	5	10	61	118	13	8
	TEXAS	1-1	4.24	4	4	1	0	0	23.1	33	15	11	2	1	8	12	1	0
1989	TEXAS	12-9	3.35	28	28	7	0	0	191.0	167	81	71	10	4	70	104	7	2
1990	TEXAS	12-10	3.60	26	26	6	2	0	180.0	175	84	72	13	3	60	88	9	2
1991	TEXAS	9-12	4.40	33	33	0	0	0	210.2	233	116	103	17	13	90	96	12	3
1992	TEXAS	21-11	3.32	35	35	11	1	0	265.2	262	117	98	11	10	76	173	8	2
1993	TEXAS	15-12	3.59	34	34	12	3	0	233.0	228	105	93	14	15	74	142	8	1
1994	TEXAS	7-9	4.82	26	25	3	0	0	170.0	218	109	91	18	6	50	123	7	0
1995	BALTIMORE	10-9	3.60	26	26	3	1	0	172.1	155	73	69	10	9	48	117	3	0
1996	FLORIDA	17-11	1.89	32	32	5	3	0	233.0	187	60	49	8	16	33	159	6	1
1997	FLORIDA	16-8	2.69	33	33	6	2	0	237.1	214	77	71	10	14	66	205	7	1
1998	SAN DIEGO	18-7	2.38	36	35	7	3	0	257.0	225	77	68	8	10	49	257	10	0
1999	LOS ANGELES	18-9	3.00	35	35	5	1	0	252.1	210	99	84	19	7	59	221	4	1
2000	LOS ANGELES	13-6	2.58	33	33	5	1	0	230.0	181	76	66	21	9	47	216	4	0
2001	LOS ANGELES	10-4	2.65	20	19	1	0	0	115.2	94	41	34	8	2	38	104	3	1
Major League Totals-15 years		180-118	3.18	402	398	72	17	0	2776.1	2588	1132	982	169	119	768	2021	89	14
Dodger Totals-3 years		41-19	2.77	88	87	11	2	0	598.0	485	216	184	48	18	144	541	11	2
Minor League Totals-3 years		13-21	4.64	51	47	6	0	0	293.0	308	187	151	16	31	120	184	16	12

KEVIN BROWN'S CAREER ALL-STAR GAME PITCHING RECORD

YEAR	TEAM, SITE	W-L	ERA	G	GS	CG	SHO	SV	IP	H	R	ER	HR	HB	BB	SO	WP	BK
1992	TEXAS, at SD	1-0	0.00	1	1	0	0	0	1.0	0	0	0	0	0	0	1	0	0
1996	FLORIDA, at Phi.	0-0	0.00	1	0	0	0	0	1.0	0	0	0	0	0	0	0	0	0
1997	FLORIDA, at Cle.	0-0	0.00	1	0	0	0	0	1.0	1	0	0	0	0	0	0	0	0
1998	SAN DIEGO, at Col.	0-0	0.00	1	0	0	0	0	0.2	0	0	0	0	0	0	1	0	0
2000	LOS ANGELES at Atl.	0-0	9.00	1	0	0	0	0	1.0	1	1	1	0	0	3	0	0	0
All-Star Game Totals		1-0	1.93	5	1	0	0	0	4.2	2	1	1	0	0	3	2	0	0

KEVIN BROWN'S CAREER DIVISION SERIES PITCHING RECORD

YEAR	TEAM VS. OPP.	W-L	ERA	G	GS	CG	SHO	SV	IP	H	R	ER	HR	HB	BB	SO	WP	BK
1997	FLORIDA vs. SF	0-0	1.29	1	1	0	0	0	7.0	4	1	1	1	0	0	5	0	0
1998	SAN DIEGO vs. Hou.	1-0	0.61	2	2	0	0	0	14.2	5	1	1	0	3	7	21	0	0
Division Series Totals		1-0	0.83	3	3	0	0	0	21.2	9	2	2	1	3	7	26	0	0

KEVIN BROWN'S CAREER CHAMPIONSHIP SERIES PITCHING RECORD

YEAR	TEAM VS. OPP.	W-L	ERA	G	GS	CG	SHO	SV	IP	H	R	ER	HR	HB	BB	SO	WP	BK
1997	FLORIDA vs. Atl.	2-0	4.20	2	2	1	0	0	15.0	16	7	7	2	1	5	11	0	0
1998	SAN DIEGO vs. Atl.	1-1	2.61	2	1	1	1	0	10.1	5	3	3	1	0	4	12	1	0
Championship Series Totals		3-1	3.55	4	3	2	1	0	25.1	21	10	10	3	1	9	23	1	0

KEVIN BROWN'S CAREER WORLD SERIES PITCHING RECORD

YEAR	TEAM VS. OPP.	W-L	ERA	G	GS	CG	SHO	SV	IP	H	R	ER	HR	HB	BB	SO	WP	BK
1997	FLORIDA vs. Cle.	0-2	8.18	2	2	0	0	0	11.0	15	10	10	1	0	5	6	0	0
1998	SAN DIEGO vs. NYY	0-1	4.40	2	2	0	0	0	14.1	14	7	7	0	0	6	13	0	0
World Series Totals		0-3	6.04	4	4	0	0	0	25.1	29	17	17	1	0	11	19	0	0

KEVIN BROWN'S CAREER PITCHING BREAKDOWN

2001					CAREER					2001					CAREER						
W-L-S	ERA	G	IP	ER	W-L-S	ERA	G	IP	ER	W-L-S	ERA	G	IP	ER	TEAM	W-L-S	ERA	G	IP	ER	
0-1-0	1.38	2	13.0	2	Arizona	3-1-0	1.69	12	85.1	16	-	-	-	-	Anaheim	9-8-0	3.75	20	136.2	57	
0-0-0	0.00	1	8.0	0	Atlanta	4-3-0	1.90	12	85.1	18	-	-	-	-	Baltimore	2-7-0	4.50	11	76.0	38	
-	-	-	-	-	Chicago	5-2-0	2.41	10	67.1	18	-	-	-	-	Boston	7-6-0	4.17	19	123.0	57	
1-0-0	3.86	1	7.0	3	Cincinnati	7-1-0	1.76	9	66.1	13	-	-	-	-	Chicago	5-6-0	3.59	17	123.0	49	
1-1-0	4.15	3	17.1	8	Colorado	8-5-0	3.25	17	110.2	40	-	-	-	-	Cleveland	7-10-0	4.85	19	130.0	70	
1-0-0	0.00	1	8.0	0	Florida	4-2-0	2.93	7	46.0	15	-	-	-	-	Detroit	9-5-0	3.86	20	133.0	57	
-	-	-	-	-	Houston	3-2-0	1.83	9	69.0	14	-	-	-	-	Kansas City	6-7-0	4.20	16	96.1	45	
-	-	-	-	-	Los Angeles	5-2-0	2.14	8	59.0	14	-	-	-	-	Minnesota	8-2-0	3.05	15	106.1	36	
-	-	-	-	-	Milwaukee	12-5-0	3.07	22	161.1	55	-	-	-	-	New York	12-3-0	2.50	16	115.0	32	
-	-	-	-	-	Montreal	4-4-0	2.51	10	71.2	20	-	-	-	-	Oakland	11-5-0	2.86	18	138.1	44	
0-1-0	11.25	1	4.0	5	New York	2-5-0	3.38	12	74.2	28	0-1-0	6.75	1	5.1	4	Texas	4-6-0	3.78	19	128.2	54
-	-	-	-	-	Philadelphia	6-5-0	2.69	14	100.1	30	-	-	-	-	Tampa Bay	-	-	-	-	-	
2-0-0	1.50	2	12.0	2	Pittsburgh	7-4-0	2.52	11	75.0	21	-	-	-	-	Texas	1-1-0	3.51	5	33.1	13	
2-0-0	2.38	2	11.1	3	St. Louis	6-1-0	2.27	10	71.1	18	-	-	-	-	Toronto	6-5-0	5.06	16	101.1	57	
3-0-0	0.73	5	24.2	2	San Diego	9-4-0	3.06	15	100.0	34	4-2-0	2.43	11	63.0	17	Home	96-51-0	2.66	202	1432.2	424
0-0-0	9.00	1	5.0	5	San Francisco	8-1-0	1.86	12	92.0	19	6-2-0	2.91	9	52.2	17	Road	84-67-0	3.74	200	1343.2	558
3-1-0	1.03	4	26.1	3	Mar/April	29-17-0	3.23	59	400.2	144	3-0-0	1.14	5	23.2	3	Day	42-29-0	3.49	101	693.1	269
3-2-0	3.66	6	39.1	16	May	32-23-0	3.16	75	526.2	185	7-4-0	3.03	15	92.0	31	Night	138-89-0	3.08	301	2083.0	713
0-0-0	7.11	2	6.1	5	June	34-21-0	3.25	67	476.1	172	10-4-0	2.65	20	115.2	34	Grass	157-99-0	3.10	347	2408.0	830
2-1-0	2.76	3	16.1	5	July	27-23-0	3.58	69	470.0	187	0-0-0	0.00	0	0.0	0	Turf	23-19-0	3.71	55	368.1	152
0-0-0	0.00	1	5.0	0	August	28-17-0	3.06	66	453.1	154	7-4-0	3.02	14	83.1	28	Pre-ASG	104-68-0	3.25	224	1550.1	560
2-0-0	2.01	4	22.1	5	Sept/Oct	30-17-0	2.80	66	449.1	140	3-0-0	1.69	6	32.1	6	Post-ASG	76-50-0	3.10	178	1226.0	422
-	-	-	-	-	-	-	-	-	-	-	10-4-0	2.68	19	114.1	34	Starter	180-117-0	3.18	399	2772.0	979
-	-	-	-	-	-	-	-	-	-	-	0-0-0	0.00	1	1.1	0	Reliever	0-1-0	6.23	3	4.1	3

KEVIN BROWN'S CAREER PITCHING BREAKDOWN BY BALLPARK

BALLPARK	W-L-S	ERA	G	IP	ER	BALLPARK	W-L-S	ERA	G	IP	ER
Astrodome	1-2-0	1.13	3	24.0	3	Arlington Stadium	37-22-0	3.06	77	543.1	185
Atlanta Fulton County Stadium	0-2-0	5.27	2	13.2	8	Cleveland Stadium	4-3-0	4.75	8	55.0	29
Bank One Ballpark	2-1-0	1.43	6	44.0	7	Comerica Park	-	-	-	-	-
Busch Stadium	2-1-0	2.36	5	34.1	9	Comiskey Park (New)	0-3-0	5.44	7	44.2	27
Cinergy Field/Riverfront Stadium	3-1-0	1.69	5	37.1	7	Comiskey Park (Old)	1-1-0	3.55	2	12.2	5
Coors Field	5-3-0	3.93	8	55.0	24	Edison Intl Field/Anaheim	4-3-0	4.16	10	67.0	31
County Stadium	5-2-0	3.97	10	70.1	31	Exhibition Stadium	0-1-0	10.38	1	4.1	5
Dodger Stadium	21-7-0	2.03	46	318.2	72	Fenway Park	2-4-0	5.59	9	56.1	35
Enron Field	0-0-0	5.14	1	7.0	4	Jacobs Field	0-2-0	4.61	2	13.2	7
Miller Park	-	-	-	-	-	Kauffman/Royals Stadium	4-4-0	4.14	10	63.0	29
Olympic Stadium	3-1-0	2.95	6	39.2	13	Kingdome	2-2-0	3.43	9	60.1	23
Pacific Bell Park	1-0-0	5.25	2	12.0	7	Metrodome	5-1-0	3.74	8	55.1	23
PNC Park	1-0-0	1.80	1	5.0	1	Memorial Stadium	0-2-0	3.52	3	23.0	9
Pro Player Stadium	21-9-0	2.32	39	279.2	72	Network Assoc./Oak. Coliseum	5-3-0	3.03	10	71.1	24
Qualcomm/Jack Murphy Stadium	13-7-0	2.34	25	184.1	48	Oriole Park at Camden Yards	7-6-0	3.93	16	107.2	47
Shea Stadium	1-3-0	5.52	5	29.1	18	SAFECO Field	-	-	-	-	-
3Com/Candlestick Park	5-1-0	1.29	6	49.0	7	SkyDome	2-3-0	7.32	6	35.2	29
Three Rivers Stadium	3-1-0	2.89	4	28.0	9	The Ballpark in Arlington	5-6-0	4.20	17	115.2	54
Turner Field	2-1-0	2.14	5	33.2	8	Tiger Stadium	6-3-0	3.46	11	75.1	29
Veterans Stadium	1-3-0	4.36	5	33.0	16	Tropicana Field	-	-	-	-	-
Wrigley Field	2-1-0	2.32	5	31.0	8	Yankee Stadium	4-3-0	3.98	7	43.0	19

KEVIN BROWN'S CAREER FIELDING RECORD

POSITION	PCT	G	PO	A	E	TC	DP
Pitcher	.956	382	347	469	38	854	31

KEVIN BROWN'S CAREER BATTING RECORD

YEAR TEAM	AVG	G	AB	R	H	2B	3B	HR	RBI	SH	SF	HP	BB	SO	SB	CS	E
1990 TEXAS	.000	27	1	0	0	0	0	0	0	0	0	0	0	0	0	0	3
1996 FLORIDA	.120	34	75	1	9	1	0	0	3	4	0	0	6	28	0	0	1
1997 FLORIDA	.125	33	72	4	9	1	0	0	4	6	0	0	5	25	0	0	1
1998 SAN DIEGO	.207	36	82	4	17	3	0	0	10	7	0	0	4	29	0	0	2
1999 LOS ANGELES	.064	35	78	1	5	0	0	0	3	13	1	0	2	24	0	0	6
2000 LOS ANGELES	.076	33	66	2	5	0	0	0	3	14	0	2	2	29	0	0	4
2001 LOS ANGELES	.083	19	36	2	3	0	0	1	2	2	0	3	2	12	0	0	2
Major League Totals-15 years	.120	401	410	14	48	5	0	1	25	46	1	5	19	147	0	0	40

CAREER TRANSACTIONS

- Selected by Texas in the first round (fourth overall) of the June 1988 First-Year Player Draft.
- Signed a free agent contract with Baltimore on April 9, 1995.
- Signed a free agent contract with Florida on Dec. 2, 1995.
- Acquired by San Diego on Dec. 15, 1997 in exchange for Derrek Lee (INF), Rafael Medina (RHP) and Steve Hoff (LHP).
- Signed a free agent contract with Los Angeles on Dec. 12, 1998.

DISABLED LIST

- Aug. 14-29, 1990 (hyperextended right elbow).
- March 27-April 11, 1993, (stress fracture in rib cage).
- June 22-July 17, 1995 (dislocated right index finger).
- May 13-28, 1996 (bruised right leg).
- April 9-24, 2000 (broken right pinky finger).
- March 24-April 10, 2001 (right achilles tendon strain).
- May 30-June 24, 2001 (cervical radiculopathy).
- July 16-Aug. 28, 2001 (severe sprain of the flexor muscle of the right elbow).

CAREER SINGLE-GAME BESTS

Low Hit Complete Game:	0, June 10, 1997 at SF	Most Strikeouts:	13, Sept. 23, 2000 vs. SD
Most Innings Pitched - Starter:	9.0 (70 times), last time Sept. 23, 2000 vs. SD	Most Walks:	8, May 21, 1989 vs. MIN
Most Innings Pitched - Reliever:	2.0, May 10, 1994 vs. CAL	Longest Winning Streak:	11 games, May 26-Aug. 10, 1998
		Longest Losing Streak:	6 games, June 7-Aug. 16, 1995



GIOVANNI CARRARA

55

RIGHT-HANDED PITCHER

Bats/Throws:	Right/Right	Height/Weight:	6-2/235
Opening Day Age:	34	M.L. Service:	2.034
Born:	March 4, 1968 in Anzuategui, Venezuela		
Resides:	Anzuategui, Venezuela		
Acquired:	Signed a minor-league contract on January 4, 2001		

CAREER SUMMARY: Pitched for four Major League organizations and also in Japan in 11 professional seasons before joining the Dodgers in 2001...previously pitched in the big leagues for Toronto, Cincinnati and Colorado...made Major League debut with Blue Jays on July 29, 1995 vs. Oakland and was credited with the win...compiled a 94-59 record in 11 minor-league seasons.

2001: A non-roster invitee in spring training, the Venezuelan native started the season at Triple-A Las Vegas, but his contract was selected by the Dodgers on May 8 and he turned out to be a valuable and versatile member of the pitching staff...made 47 appearances, including three starts, and won a career-high six games, going 6-1 with a 3.16 ERA...his six-game winning streak was the longest of the season for a Dodger hurler...in his three starts, was 1-1 with a 2.25 ERA in 16.0 innings...as a reliever, pitched in 44 games, covering 69.1 innings, and compiled a 5-0 record and 3.38 ERA with 60 strikeouts and 19 walks...made six starts for Las Vegas and was 1-2 with a 3.10 ERA and 35 strikeouts in 29 innings of work...made Dodger debut May 8 vs. Florida and hurled three scoreless and hitless innings of relief, striking out two...duplicated those numbers in his next appearance May 18 at New York...tossed a hitless and scoreless inning with two strikeouts May 20 at New York...did not allow a batter to reach base safely via a hit or walk in first 7.2 innings of relief...pitched eight scoreless innings before giving up a run... collected his first big-league hit, a bunt single, June 3 at Houston to help ignite a Dodger rally in a 9-8 10-inning comeback triumph...in his first start June 8 vs. Anaheim, was a hardluck loser as he gave up just one earned run, four hits and no walks with three strikeouts in five innings of a 1-0 setback...it was his first big-league start since Aug. 26, 1997 when he took the hill for Cincinnati at Colorado...made second start June 13 vs. Texas and yielded just two earned runs on three hits and three walks in five innings, matching a career-high with six strikeouts and receiving a no-decision in an eventual 5-3 Dodger triumph...June 28 at San Diego, pitched one inning of relief, allowing one run on two hits, in a 7-4 triumph to be credited with his first Major League win since Aug. 23, 1996 at Florida (while with Cincinnati)...in 10 relief appearances from July 13-Aug. 8, was 1-0 with a 1.23 ERA in 14.2 innings, allowing 11 hits and no walks with 10 strikeouts...pitched 2.2 scoreless frames, allowing two hits, to pick up the win Aug. 8 at Pittsburgh...went 15.2 innings without issuing a walk from July 6-Aug. 11...made his third start Aug. 15 vs. Montreal and earned his third win, going 6.0 innings, allowing just one earned run, four hits and a walk...improved to 4-1 Aug. 21 at Florida, pitching 2.0 shutout innings, giving up a hit and striking out three...Sept. 20 vs. Arizona, hurled 3.0 scoreless innings and matched season-high for a Dodger reliever with five strikeouts...threw two scoreless and hitless innings to record his fifth victory Oct. 2 at San Diego...following the season, pitched impressively for the first-place Lara Cardenales in the Venezuelan Winter League...in 26 regular-season games for Lara, compiled a 1.32 ERA and league-leading 15 saves, allowing just 18 hits and two walks while striking out 21 batters in 27.1 innings...during the VWL's 16-game round-robin postseason tournament, he appeared in

10 games and was 1-0 with a 1.46 ERA and six saves, which tied for first in the tourney...**2000:** Split the season between the Colorado Rockies and Triple-A Colorado Springs...April 30 vs. New York Mets, made first Major League appearance since Aug. 26, 1997 while with Cincinnati... was 7-2 with a 3.26 ERA in 18 games for Colorado Springs, striking out 89 batters in 96.2 innings...went 6-0 with a 2.15 ERA in eight games between April 13-May 23...struck out two batters in pitching a scoreless third inning of the Triple-A All-Star Game as the Pacific Coast League defeated the International League, 8-2 on July 12 in Rochester...pitched two games during the Caribbean World Series, going 0-0 with a 2.25 ERA in eight innings after posting an unblemished 4-0 regular-season record with a 2.88 ERA in the Venezuelan Winter League...**1999:** Pitched the entire season at Triple-A Indianapolis in the Cincinnati organization, where he won 12 games to rank third in the International League...his 3.47 ERA tied for lowest in the league...**1998:** Pitched in Japan, appearing in 33 games for the Seibu Lions, who won the Pacific League championship...**1997:** Appeared in two games, both starts, for Cincinnati...combined for a 16-7 mark and 153 strikeouts in 167.1 innings between Triple-A Rochester (4-2) in the Baltimore organization and Triple-A Indianapolis (12-5)...**1996:** A member of the Toronto Blue Jays' Opening Day roster...optioned to Triple-A Syracuse on May 12...designated for assignment June 28 and was signed by Cincinnati on July 3 and then assigned to Triple-A Indianapolis...earned consecutive International League Pitcher of the Week awards the last two weeks of July...made his National League debut at Colorado on Aug. 17...posted first NL win Aug. 23 at Florida, hurling seven innings and allowing three earned runs and striking out six...**1995:** Earned the Toronto organization's Pitcher of the Month honors for May, when he was 2-1 with a 2.65 ERA in six starts for Triple-A Syracuse...recalled July 29 and made his big-league debut that day vs. Oakland, notching the victory after pitching 5.0 innings and allowing five earned runs with two strikeouts...tossed the only complete game of his career Aug. 14 vs. Texas in a losing cause...**1994:** At Double-A Knoxville, ranked among Southern League leaders in wins (13) and starts (26) and led all pitchers in fielding percentage (1.000, 46 total chances)...topped the Knoxville staff in wins, starts, innings pitched (164.0) and strikeouts (164)...during June, posted a 3-2 record with a 2.95 ERA in six starts...**1993:** In Single-A Dunedin's starting rotation, struck out 108 batters in 140.2 innings...**1992:** Split the year between Single-A Dunedin and Single-A Myrtle Beach...while with Myrtle Beach, was 11-7 with 100 strikeouts in 100.1 innings, helping the Blue Jays capture the South Atlantic League title...won his first five games with Myrtle Beach and was 11-3 through July 24...finished fifth among Blue Jay farmhands with a combined 116 strikeouts...**1991:** With Single-A St. Catharines, tied for the New York-Penn League lead with two shutouts and finished fourth in ERA (1.71)...led starters in fewest baserunners per nine innings (9.67) and was third in walks per nine innings (1.91)...posted a season-high 11 strikeouts vs. Welland on Aug. 26...**1990:** Signed as a non-drafted free agent by the Toronto Blue Jays, and assigned to Santo Domingo in the Dominican League...finished 8-2 with a 2.64 ERA and four complete games.

GIOVANNI CARRARA'S CAREER PITCHING RECORD

YEAR	TEAM	W-L	ERA	G	GS	CG	SHO	SV	IP	H	R	ER	HR	HB	BB	SO	WP	BK
1990	Toronto (DSL)	8-2	2.64	15	14	4	0	0	85.2	88	31	25	0	3	28	55	3	2
1991	St. Catharines	5-2	1.71	15	13	2	2	0	89.2	66	26	17	5	8	21	83	4	2
1992	Dunedin	0-1	4.63	5	4	0	0	0	23.1	22	13	12	1	2	11	16	4	0
	Myrtle Beach	11-7	3.14	22	16	1	1	0	100.1	86	40	35	12	4	36	100	9	3
1993	Dunedin	6-11	3.45	27	24	1	0	0	140.2	136	69	54	14	4	59	108	10	0
1994	Knoxville	13-7	3.89	26	26	1	0	0	134.1	158	85	71	16	7	59	96	9	0
1995	Syracuse	7-7	3.96	21	21	0	0	0	131.2	116	72	58	11	4	56	81	3	0
	TORONTO	2-4	7.21	12	7	1	0	0	48.2	64	46	39	10	1	25	27	1	0
1996	TORONTO	0-1	11.40	11	0	0	0	0	15.0	23	19	19	5	0	12	10	1	0
	Syracuse	4-4	3.58	9	6	1	0	0	37.2	37	16	15	2	0	12	28	1	0
	Indianapolis	4-0	0.76	9	6	1	1	1	47.2	25	6	4	2	3	9	45	0	1
	CINCINNATI	1-0	5.87	8	5	0	0	0	23.0	31	17	15	6	2	13	13	0	0
1997	Rochester	4-2	4.44	8	8	1	0	0	46.2	45	23	23	4	2	16	48	1	0
	Indianapolis	12-5	3.51	19	18	2	0	0	120.2	111	50	47	12	3	51	105	1	1
	CINCINNATI	0-1	7.84	2	2	0	0	0	10.1	14	9	9	4	0	6	5	0	0
1998	Seibu	1-2	4.91	33	0	0	0	1	73.0	68	44	40	8	4	40	50	-	-
1999	Indianapolis	12-7	3.47	39	21	2	1	0	158.0	144	68	61	20	7	58	114	3	1
2000	Colorado Springs	7-2	3.26	18	15	0	0	0	96.2	89	39	35	8	5	30	89	4	0
	COLORADO	0-1	12.83	8	0	0	0	0	13.1	21	19	19	5	1	11	15	0	0
2001	Las Vegas	1-2	3.10	6	6	0	0	0	29.0	27	10	10	5	3	9	35	0	1
	LOS ANGELES	6-1	3.16	47	3	0	0	0	85.1	73	30	30	12	1	24	70	0	0
Major League Totals- 5 years		9-8	6.03	88	17	1	0	0	195.2	226	140	131	42	5	91	140	2	0
Dodger Totals - 1 year		6-1	3.16	47	3	0	0	0	85.1	73	30	30	12	1	24	70	0	0
Minor League Totals- 11 years 94-99		3.30	239	198	16	5	1	1272.0	1150	548	467	112	55	455	1003	52	11	

GIOVANNI CARRARA'S CAREER PITCHING BREAKDOWN

2001					CAREER					2001					CAREER						
W-L-S	ERA	G	IP	ER	W-L-S	ERA	G	IP	ER	W-L-S	ERA	G	IP	ER	TEAM	W-L-S	ERA	G	IP	ER	
0-0-0	5.40	4	5.0	3	Arizona	0-0-0	5.40	4	5.0	3	0-1-0	2.57	2	7.0	2	Anaheim	0-1-0	2.57	2	7.0	2
0-0-0	10.80	1	1.2	2	Atlanta	0-0-0	10.39	3	4.1	5	-	-	-	-	-	Baltimore	0-0-0	2.25	2	8.0	2
-	-	-	-	-	Chicago	0-0-0	13.51	1	2.1	1	-	-	-	-	-	Boston	0-1-0	15.43	3	2.1	4
0-0-0	2.08	3	4.1	1	Cincinnati	0-0-0	2.08	3	4.1	1	-	-	-	-	-	Chicago	0-0-0	7.36	1	3.2	3
0-0-0	5.19	6	8.2	5	Colorado	0-0-0	6.08	9	23.2	16	-	-	-	-	-	Cleveland	0-2-0	13.50	4	10.0	15
1-0-0	0.00	3	6.2	0	Florida	2-0-0	1.98	4	13.2	3	-	-	-	-	-	Detroit	0-0-0	15.00	2	3.0	5
0-0-0	0.00	2	3.1	0	Houston	0-0-0	0.00	2	3.1	0	-	-	-	-	-	Kansas City	0-1-0	16.88	1	5.1	10
-	-	-	-	-	Los Angeles	0-1-0	10.80	4	6.2	8	-	-	-	-	-	Minnesota	-	-	-	-	-
0-0-0	3.38	2	2.2	1	Milwaukee	1-0-0	2.57	6	14.0	4	-	-	-	-	-	New York	0-0-0	9.00	1	1.0	1
1-0-0	1.50	1	6.0	1	Montreal	1-0-0	1.50	1	6.0	1	0-0-0	0.00	2	2.0	0	Oakland	1-0-0	5.00	5	9.0	5
0-0-0	3.00	3	6.0	2	New York	0-0-0	6.75	4	8.0	6	0-0-0	4.50	1	2.0	1	Seattle	0-0-0	6.75	3	8.0	6
0-0-0	4.50	1	2.0	1	Philadelphia	0-0-0	4.50	1	2.0	1	-	-	-	-	-	Tampa Bay	-	-	-	-	-
1-0-0	0.00	1	2.2	0	Pittsburgh	1-0-0	0.00	1	2.2	0	0-0-0	3.60	1	5.0	2	Texas	0-1-0	4.85	2	13.0	7
0-0-0	0.00	3	7.0	0	St. Louis	0-0-0	0.00	3	7.0	0	-	-	-	-	-	Toronto	-	-	-	-	-
2-0-0	2.84	6	6.1	2	San Diego	2-0-0	6.35	9	11.1	8	1-1-0	3.04	23	50.1	17	Home	3-6-0	7.61	46	101.2	86
1-0-0	9.00	5	7.0	7	San Francisco	1-1-0	9.95	7	12.2	14	5-0-0	3.34	24	35.0	13	Road	6-2-0	4.31	42	94.0	45
-	-	-	-	-	Mar/April	0-0-0	11.66	8	14.2	19	0-0-0	4.57	14	21.2	11	Day	2-1-0	7.95	31	54.1	48
0-0-0	0.90	5	10.0	1	May	0-1-0	3.65	9	12.1	5	6-1-0	2.69	33	63.2	19	Night	7-7-0	5.29	57	141.1	83
1-1-0	3.98	11	20.1	9	June	1-1-0	3.98	11	20.1	9	6-1-0	3.13	46	83.1	29	Grass	7-4-0	4.70	67	145.2	76
0-0-0	3.18	9	11.1	4	July	1-1-0	7.13	12	20.2	16	0-0-0	4.50	1	2.0	1	Turf	2-4-0	9.90	21	50.0	55
3-0-0	3.16	11	25.2	9	August	4-5-0	5.75	24	87.2	56	1-1-0	3.51	18	33.1	13	Pre-ASG	1-2-0	6.44	30	50.1	36
2-0-0	3.50	11	18.0	7	Sept/Oct	3-0-0	5.85	24	40.0	26	5-0-0	2.94	29	52.0	17	Post-ASG	8-6-0	5.88	58	145.1	95
-	-	-	-	-						1-1-0	2.25	3	16.0	4	Starter	3-6-0	6.59	17	83.1	61	
-	-	-	-	-						5-0-0	3.38	44	69.1	26	Reliever	6-2-0	5.61	71	112.1	70	

GIOVANNI CARRARA'S CAREER PITCHING BREAKDOWN BY BALLPARK

BALLPARK	W-L-S	ERA	G	IP	ER	BALLPARK	W-L-S	ERA	G	IP	ER
Atlanta-Fulton County Stadium	0-0-0	0.00	1	1.0	0	Cashman Field-Las Vegas	0-0-0	0.00	1	1.0	0
Bank One Ballpark	0-0-0	5.40	2	1.2	1	Comiskey Park (new)	0-0-0	7.36	1	3.2	3
Busch Stadium	0-0-0	0.00	1	2.0	0	Edison Int'l Field/Anaheim	0-0-0	4.50	1	2.0	1
Cimergy Field/Riverfront Stadium	0-1-0	9.49	4	12.1	13	Fenway Park	0-0-0	6.75	1	1.1	1
Coors Field	0-1-0	11.51	9	20.1	26	Jacobs Field	0-1-0	16.20	1	1.2	3
County Stadium	0-0-0	3.24	2	8.1	3	Kauffman/Royals Stadium	-	-	-	-	-
Dodger Stadium	1-1-0	3.02	25	53.2	18	Kingdome	0-0-0	2.25	1	4.0	1
Ernon Field	-	-	-	-	-	Metrodome	-	-	-	-	-
Miller Park	0-0-0	0.00	1	0.1	0	Network Assoc./Oak Coliseum	0-0-0	0.00	2	2.0	0
Olympic Stadium	-	-	-	-	-	Oricle Park at Camden Yards	0-0-0	3.00	1	6.0	2
Pacific Bell Park	1-0-0	16.88	2	2.2	5	SAFECO Field	-	-	-	-	-
PNC Park	1-0-0	0.00	1	2.2	0	SkyDome	2-3-0	11.37	15	31.2	40
Pro Player Stadium	2-0-0	2.53	3	10.2	3	The Ballpark in Arlington	0-1-0	5.63	1	8.0	5
Qualcomm /Jack Murphy Stadium	2-0-0	2.57	5	7.0	2	Tropicana Field	-	-	-	-	-
Shea Stadium	-	-	-	-	-	Yankee Stadium	-	-	-	-	-
Turner Field	0-0-0	10.80	1	1.2	2						
Veterans Stadium	0-0-0	4.50	1	2.0	1						
Wrigley Field	0-0-0	13.50	1	0.2	1						

GIOVANNI CARRARA'S CAREER FIELDING RECORD

POSITION	PCT	G	PO	A	E	TC	DP
Pitcher	1.000	88	11	20	0	31	1

GIOVANNI CARRARA'S CAREER BATTING RECORD

YEAR TEAM	AVG	G	AB	R	H	2B	3B	HR	RBI	SH	SF	HP	BB	SO	SB	CS	E
1995 TORONTO	.000	12	0	0	0	0	0	0	0	0	0	0	0	0	0	0	0
1996 TORONTO	.000	11	0	0	0	0	0	0	0	0	0	0	0	0	0	0	0
CINCINNATI	.000	8	7	1	0	0	0	0	0	0	0	0	0	1	0	0	0
1997 CINCINNATI	.000	2	2	0	0	0	0	0	0	2	0	0	0	2	0	0	0
2000 COLORADO	.000	8	1	0	0	0	0	0	0	0	0	0	0	1	0	0	0
2001 LOS ANGELES	.250	47	12	1	3	0	0	0	0	0	0	0	0	2	0	0	0
Major League Totals - 5 years	.136	88	22	2	3	0	0	0	0	2	0	0	0	6	0	0	0

CAREER TRANSACTIONS

- Signed as a non-drafted free agent by Toronto on Jan. 23, 1990.
- Claimed off waivers by Cincinnati on July 3, 1996.
- Signed by to a minor league contract by Baltimore on Nov. 12, 1996.
- Signed by Cincinnati on May 17, 1997.
- Signed by Seibu (Japan) in 1998.
- Signed by Cincinnati on Dec. 23, 1998.
- Signed by Colorado on Dec. 1, 1999.
- Signed to a minor league contract by Los Angeles on Jan. 4, 2001.

DISABLED LIST

- Aug. 3-Sept. 4, 2000 (right elbow soreness).

CAREER SINGLE-GAME BESTS

Low Hit Complete Game: 10, Aug. 13, 1995 at TEX
Most Innings Pitched - Starter: 8.0, Aug. 13, 1995 at TEX
Most Innings Pitched - Reliever: 4.0, April 21, 1996 at SEA

Most Strikeouts: 6 (twice), last time: June 13, 2001 vs. TEX
Most Walks: 5 (twice), last time: Aug. 18, 1995 vs. KC
Longest Losing Streak: 4, Aug. 13-28, 1995
Longest Winning Streak: 6, June 28, 2001 - current



CHIN-FENG CHEN

52

OUTFIELDER

Bats/Throws: Right/Right **Height/Weight:** 6-1/189
Opening Day Age: 24 **ML Service:** 0.000
Born: October 28, 1977 in Tainan City, Taiwan
Resides: Tainan City, Taiwan
Acquired: Signed as a non-drafted free agent on January 5, 1999

CAREER SUMMARY: Chen enters his fourth year in professional baseball...has been an offensive force throughout his three minor league seasons, batting .294 with 80 doubles, 59 home runs and 281 RBI in 392 games...became the second Taiwanese player (Hsin-Min Tan pitched at Single-A in the Giants' farm system from 1974-75) to play in the minor leagues in the United States and went on to capture the California League and Dodger Minor League Player of the Year Awards in 1999...named by *Baseball America* as the Dodgers' No. 2 prospect entering the 2002 season.

2001: Split the season playing for Single-A Vero Beach and Double-A Jacksonville, batting a combined .290 with 31 doubles, five triples, 22 home runs and 91 RBI in 128 games...began the season at Single-A Vero Beach following offseason right shoulder surgery and hit .268 in 62 games with five home runs and 41 RBI...used primarily as a designated hitter, appearing in left field 11 games and DH the rest...promoted to Jacksonville on June 14 and hit .313 with 17 home runs and 50 RBI in 66 games...immediately had an impact on the league co-champion Suns as he hit .357 (10-for-28) with four home runs, 20 runs scored and six RBI in his first seven games...homed in four straight games from July 18-21 and drove in seven runs in that stretch...reached base safely via hit or walk in his first 15 games at Jacksonville (June 14-July 5)...had a nine-game hitting streak from July 9-21 and batted .429 (15-for-35) in that stretch...reached base safely via hit or walk in 57 of 60 starts...started 50 games in left field and 10 as the designated hitter...started the season on fire at Vero Beach, hitting safely in 16 of his first 18 games for a .352 average with six doubles, a home run and 14 RBI...had a season-best 10-game hitting streak from May 28-June 7, batting .368 (14-for-38) with nine RBI in that stretch...was batting .354 in 14 June games before his promotion to Double-A...following the season, starred for his native Chinese Taipei team which won a Bronze Medal in the World Cup tournament held in Taiwan...in the final game, a 3-0 win over Japan, he hit two home runs...finished World Cup competition with a .429 average, four home runs and 14 RBI in 10 games...he topped all batters with a 1.029 slugging percentage and was tied for first in RBI to earn tournament all-star honors...also played in the Arizona Fall League for the league-champion Phoenix Desert Dogs and batted .332 with five home runs in 15 games and was selected to the AFL top prospect team...**2000:** Named the Dodgers' No. 2 prospect by *Baseball America* and ESPN.com entering the 2001 season...in his first full season in Double-A, batted .277 with six homers and 67 RBI...batted .344 (33-for-96) with two homers and 15 RBI in April...batted .298 (31-for-104) in July...hit .325 (40-for-123) off Texas League left-handers...with runners in scoring position, batted .338 (46-for-136) with 62 RBI...**1999:** Enjoyed historic debut during first professional season at Single-A San Bernardino...named California League Player of the Year and Dodgers' Minor League Player of the Year after batting .316 with 31 home runs and 123 RBI in 131 games...set single-season club record for home runs and RBI...hit 14 home runs at The Ranch in San Bernardino, the toughest park in the league to hit home runs in 1999...his uniform No. 43 was retired by San Bernardino, joining previous honorees Rich Dauer (No. 25) and Ken Griffey, Jr. (No. 24)...became the second Taiwanese player in United States' minor leagues, joining Hsin-Min Tan, who pitched briefly at the Single-A level in the San Francisco Giants' farm system from 1974-75...named to Howe

Sportsdata's annual All-Prospect Team and played for the World team in the inaugural All-Star Futures Game at Boston's Fenway Park on July 11...joined Major Leaguers Greg Vaughn (1987), Jeremy Burnitz (1991), Ruben Rivera (1994), Derrick Gibson (1995) and Andrew Jones (1996) as the only minor league players in the last 13 years to record at least 30 home runs and 30 stolen bases in one season...became first 30-30 player in California League history...ended regular season on Sept. 1, going 4-for-4 with a double, two home runs and five RBI in 11-0 victory over San Jose...final home run was a 450-foot blast in sixth inning...missed final four games of regular season and California League playoffs, returning to his native country to play for the Taiwanese National Team in an Olympic qualifying tournament...batted in only two slots during the season: No. 3 (.314, 139-for-442) and No. 5 (.324, 22-for-68)...among Cal League batters, ranked third in home run/at-bats ratio (1/16.45), tied for 10th in average, third in hits (161), tied for second in total bases (296), tied for fourth in triples (10), second in home runs, tied for first in RBI, fourth in extra-base hits (63) and third in slugging percentage (.580)...hit first home run April 18 vs. High Desert...went 14-for-28 with three home runs and nine RBI in seven games April 18-25...capped 12-game hitting streak with a 4-for-6 performance in 12-5 victory over Stockton on May 11...against Ports, hit two home runs and scored six runs...batted .400 (20-for-50) during hitting streak with three home runs and 15 RBI...hit game-winning, two-run double in ninth inning in 4-3 decision over Visalia on May 19...went 1-for-17 with six strikeouts June 4-7 after hitting .429 (9-for-21) in his previous six games...hit two-run home run in bottom of 13th inning to beat Lancaster, 6-4, on June 11...had been 0-for-6 with two strikeouts in previous at-bats until game-winning shot...stole three bases on June 30 in 13-12 loss at High Desert...scored only run of game in 1-0 victory over Lake Elsinore on July 2...hit two-out single, stole second and scored on a fielding error...hit three-run home run on July 25 against Stockton to cap a 14-game hitting streak which featured five home runs, 16 RBI and eight stolen bases...hit grand slam Aug. 12 vs. High Desert...named to Cal League postseason All-Star team...batted season-high .347 in July with seven home runs and 24 RBI...batted .342 (55-for-161) with runners in scoring position and .360 (31-for-86) with runners on base and two outs...batted .287 (31-for-108) vs. left-handed pitchers with five home runs and 24 RBI...played in Arizona Instructional League.

PERSONAL: Chin-Feng Chen...single...batted .444 with three home runs in the Asian Games in Bangkok, Thailand in December 1998...one of the home runs was off then-Dodger right-hander Chan Ho Park, who was pitching for his native South Korea...set a record with four home runs in four consecutive games for the Taiwanese national team in the 1998 World Championship Games in Italy...compiled .425 batting average with 40 home runs and 115 RBI in eight international amateur tournaments from 1996-98...batted leadoff and played center field for Taiwan's 1990 Little League World Series championship team at Williamsport, PA...Taiwan defeated Shippensburg, PA, 9-0, in the title game...signed by Jack Zduriencik.

CHIN-FENG CHEN'S CAREER BATTING RECORD

YEAR TEAM	AVG	G	AB	R	H	2B	3B	HR	RBI	SH	SF	HP	BB	SO	SB	CS	E
1999 San Bernardino	.316	131	510	98	161	22	10	31	123	0	7	5	75	129	31	7	6
2000 San Antonio	.277	133	516	66	143	27	3	6	67	1	3	3	61	131	23	15	3
2001 Vero Beach	.268	62	235	38	63	15	3	5	41	0	1	6	28	56	2	0	0
Jacksonville	.313	66	224	47	70	16	2	17	50	1	1	2	41	65	5	4	3
Minor League Totals-3 years	.294	392	1485	249	437	80	18	59	281	2	12	16	205	381	61	26	12

CHIN-FENG CHEN'S CAREER MINOR LEAGUE FIELDING RECORD

POSITION	PCT	G	PO	A	E	TC	DP
Outfielder	.986	308	841	26	12	879	6

CAREER TRANSACTIONS

■ Signed as a non-drafted free agent by Los Angeles on Jan. 5, 1999.

DISABLED LIST

■ Has not spent time on the disabled list in the Major Leagues.



McKAY CHRISTENSEN

30

OUTFIELDER

Bats/Throws: Left/Left Height/Weight: 5-11/180
 Opening Day Age: 26 M.L. Service: 0.163
 Born: August 14, 1975 in Upland, CA
 Resides: Alpine, UT
 Acquired: Acquired in a trade from the Chicago White Sox on July 13, 2001

CAREER SUMMARY: Has batted .248 in 95 games during parts of three Major League seasons playing for the Chicago White Sox (1999-2001) and Los Angeles Dodgers (2001)...originally drafted by the California Angels in the first round (sixth overall) of the June 1994 Free Agent Draft...missed his first two professional seasons with the Angels (1994-95) while serving a two-year Mormon mission in Japan...made his Major League debut on April 6, 1999 at Seattle...collected first career hit off Jose Mesa on April 7, 1999 at Seattle and hit his first career home run on April 25, 1999 vs. Detroit's Jeff Weaver.

2001: Acquired by the Dodgers from the Chicago White Sox on July 13 for Double-A pitcher Wade Parrish and assigned to Triple-A Las Vegas...recalled from Las Vegas on July 21 and made an immediate impact...started on July 21 at Colorado and went 3-for-4 with a double, walk, RBI, was hit by a pitch and scored two runs in the Dodgers' 22-7 victory...moved to the leadoff spot in the lineup the next day at Colorado and went 4-for-5 with two stolen bases and two runs scored in the Dodgers' 9-8 win...on July 23 at Milwaukee, he was 3-for-5 with an RBI in the Dodgers' 3-1 win...in all, he batted .714 (10-for-14) and reached base safely in 12 of his first 16 official plate appearances (75 percent)...went 5-for-30 in his next 12 games and was optioned to Las Vegas on Aug. 14...before his option, slugged his first home run as a Dodger on Aug. 2 vs. Cincinnati in a 7-4 loss...it was his first Major League home run since April 25, 1999 vs. Detroit...recalled on Sept. 1 and appeared in 13 more games for the Dodgers...finished batting .327 (16-for-49) with a home run, seven RBI, seven runs scored and three stolen bases in 28 games...batted .246 (14-for-57) with a home run and three RBI in 16 games during two stints with Las Vegas...appeared in seven games (1-for-4) with Chicago between June 9-23, but spent most of the early season playing for their Triple-A affiliate Charlotte...batted .275 with seven home runs, 15 doubles, 53 runs scored, 25 RBI and 17 stolen bases in 69 games for Charlotte...**2000:** For the second straight season, was rated by *Baseball America* as the best defensive outfielder in the White Sox organization...opened the season on the Sox 25-man roster for the second year in a row...was recalled from Triple-A Charlotte on March 30 to replace Brian Simmons (torn achilles tendon)...was 0-for-5 in 11 games, primarily as a defensive replacement and pinch-runner, before being optioned to Charlotte on April 26...was recalled again on Sept. 5 and was on the White Sox playoff roster...was a late-inning defensive replacement in Game 3 of the ALDS at Seattle...posted his first multi-hit game and RBI of the season on Sept. 17 vs. Toronto...combined to appear in 32 games in his two stints with the Sox, making three starts...made his season debut on April 5 at Texas, scoring as a pinch runner...led Charlotte and tied for sixth in the Sox organization with 28 stolen bases...was caught stealing just six times for a success rate of 82.4 percent...batted .343 (35-for-102) with seven doubles, three home runs, 12 RBI and 11 stolen bases in May...hit .296 (50-for-169) on the road compared to .232 (39-for-168) at home...**1999:** Was rated by *Baseball America* as the Best Defensive Outfielder in the White Sox organization...made his Major League debut on April 6 at Seattle...collected his first major-league hit off of Jose Mesa in his first Major-League start on April 7 at Seattle...hit his first Major-League home run on April 25 vs. Detroit off Jeff Weaver...was optioned to Double-A Birmingham on May 18...played on the Arizona Fall League champion Mesa Solar Sox...led team in hits (47), runs (33), at-bats (130) and stolen bases (10) and finished second with a .362 (47-for-130) average...ranked third in the organization in triples (6) and finished 10th in stolen bases (19) at Double-A Birmingham...was named the Most Exciting Player in the Southern League by *Baseball America*...hit .309 vs. right-handers, .302 at home and .278 on the road...compiled an 11-game hitting streak (.387, 19-for-49) from May 29-June 8 and a nine-game hitting streak from Aug. 16-26...hit .337 with four triples, two home runs and 12 RBI in June...was promoted to Triple-A Charlotte on Sept. 6...**1998:** Spent the season at Single-A Winston-Salem...despite playing in just 95 games, tied for the team lead with 20 stolen bases and ranked second with six triples...named the organization's Best Defensive Outfielder and Fastest Baserunner by *Baseball America*...was hitting .211 (18-for-85) on May 25, but batted .308 (85-for-276) over the remainder of the season...batted .417 in June and .327 with four home runs and 17 RBI in August...his four home runs in August were his first of the season and two less than his career total entering the season...compiled a 13-game hitting streak from Aug. 19-31, going 19-for-54 (.352)...went 5-for-5 on June 27 at Frederick...was on the disabled list from April 10-28 and again from June 2-17...**1997:** Led the South Atlantic League with 12 triples and ranked fourth with 95 runs scored at Single-A Hickory...his triples total tied for the White Sox organization lead and his runs scored and stolen bases (28) counts ranked fourth among all Sox minor leaguers...was named to the league's postseason all-star team in his first full season of pro baseball...batted .291 (124-for-426) after April...**1996:** Made his professional debut on June 26 with Sarasota...was named Fastest Baserunner in Sox organization in postseason poll by *Baseball America*...tied for fourth in the Gulf Coast League with five triples at rookie level Sarasota...led team in triples and stolen bases (10)...spent his last six games at Single-A Hickory...**1995:** Was named the organization's No. 9 prospect in a postseason poll by *Baseball America*...**1994:** Was selected by the California Angels in the first round (sixth overall) of the June 1994 First-Year Player Draft...named fastest player in the draft by *Baseball America*...missed his first two professional seasons while serving a two-year Mormon mission in Japan.

PERSONAL: McKay Andrew Christensen...married to Stephanie...participated in the 1999 Athletes Committed to Educating Students (A.C.E.S.) charity softball tournament...graduated in 1994 from Clovis West High School in Fresno, CA...was named the 1994 California Male Athlete of the Year...earned First Team All-America honors by *Baseball America* and *USA Today* as a senior after hitting .486 (34-70) with 28 stolen bases...was successful on 62 of 62 stolen base attempts in his high school career...as one of the nation's top running backs, he was offered football scholarships to attend Brigham Young, Stanford, California, Colorado and UCLA, among others...also was named Blue Chip Illustrated All-America as a senior when he scored 44 touchdowns, two shy of the state record...his older brother, Stephen, was a two-year starter on the Brigham Young football team.

2002 MEDIA GUIDE

MCKAY CHRISTENSEN'S CAREER BATTING RECORD

YEAR TEAM	AVG	G	AB	R	H	2B	3B	HR	RBI	SH	SF	HP	BB	SO	SB	CS	E
1996 Sarasota	.263	34	130	17	35	7	5	1	16	0	1	3	10	23	10	3	2
Hickory	.000	6	11	0	0	0	0	0	0	0	0	0	1	4	0	0	0
1997 Hickory	.280	127	503	95	141	12	12	5	47	4	6	11	52	61	28	20	9
1998 Wnston-Salem	.285	95	361	69	103	17	6	4	32	4	2	11	53	54	20	10	4
Charlotte	.318	67	277	42	88	24	1	9	37	2	4	0	16	27	2	2	3
1999 CHICAGO (AL)	.226	28	53	10	12	1	0	1	6	1	2	0	4	7	2	1	3
Birmingham	.290	75	293	53	85	8	6	3	28	4	1	8	31	46	18	6	2
2000 CHICAGO (AL)	.105	32	19	4	2	0	0	0	1	0	0	1	2	6	1	1	0
Charlotte	.264	90	337	49	89	13	2	6	29	7	5	1	32	51	28	6	7
2001 Charlotte	.275	69	273	53	75	15	6	7	25	4	3	2	30	52	17	3	3
CHICAGO (AL)	.250	7	4	0	1	0	0	0	0	0	0	1	0	2	0	0	0
Las Vegas	.246	16	57	8	14	2	1	1	3	0	0	1	5	11	3	1	2
LOS ANGELES	.327	28	49	7	16	2	0	1	7	0	0	3	3	10	3	2	2
Major League Totals - 3 years	.248	95	125	21	31	3	0	2	14	1	2	5	9	25	6	4	5
Dodger Totals - 1 year	.327	28	49	7	16	2	0	1	7	0	0	3	3	10	3	2	2
Minor League Totals - 6 years	.281	579	2242	386	630	98	39	36	217	25	19	37	230	329	126	51	32

MCKAY CHRISTENSEN'S CAREER DIVISION SERIES BATTING RECORD

YEAR TEAM VS. OPP.	AVG	G	AB	R	H	2B	3B	HR	RBI	SH	SF	HP	BB	SO	SB	CS	E
2000 Chicago (AL) vs. Sea.	.000	1	0	0	0	0	0	0	0	0	0	0	0	0	0	0	0
Championship Series Totals	.000	1	0	0	0	0	0	0	0	0	0	0	0	0	0	0	0

MCKAY CHRISTENSEN'S CAREER BATTING BREAKDOWN

2001					CAREER					2001					CAREER					
AVG	AB	H	HR	RBI	AVG	AB	H	HR	RBI	AVG	AB	H	HR	RBI	TEAM	AVG	AB	H	HR	RBI
.000	2	0	0	0	.000	2	0	0	0	-	-	-	-	-	Anaheim	.000	7	0	0	0
-	-	-	-	-	-	-	-	-	-	.000	0	0	0	0	Baltimore	.000	0	0	0	0
-	-	-	-	-	-	-	-	-	-	-	-	-	-	-	Boston	.286	7	2	0	1
.000	4	0	0	0	.000	4	0	0	0	-	-	-	-	-	Chicago	-	-	-	-	
.111	9	1	1	1	.111	9	1	1	1	-	-	-	-	-	Cleveland	.000	1	0	0	0
.643	14	9	0	4	.643	14	9	0	4	-	-	-	-	-	Detroit	.167	12	2	1	2
-	-	-	-	-	-	-	-	-	-	.333	3	1	0	0	Kansas City	.316	19	6	0	2
-	-	-	-	-	-	-	-	-	-	-	-	-	-	-	Minnesota	.000	1	0	0	0
-	-	-	-	-	-	-	-	-	-	-	-	-	-	-	New York	.000	3	0	0	0
.308	13	4	0	1	.308	13	4	0	1	-	-	-	-	-	Oakland	.000	1	0	0	0
-	-	-	-	-	-	-	-	-	-	-	-	-	-	-	Seattle	.250	4	1	0	0
-	-	-	-	-	-	-	-	-	-	-	-	-	-	-	Tampa Bay	.125	8	1	0	0
.000	1	0	0	0	.000	1	0	0	0	-	-	-	-	-	Texas	.000	1	0	0	0
.250	4	1	0	1	.250	4	1	0	1	-	-	-	-	-	Toronto	.500	4	2	0	1
.000	2	0	0	0	.000	2	0	0	0	-	-	-	-	-	Home	.236	55	13	2	6
1.000	1	1	0	0	1.000	1	1	0	0	.182	22	4	1	1	Road	.257	70	18	0	8
-	-	-	-	-	-	-	-	-	-	.419	31	13	0	6	Day	.311	45	14	1	8
-	-	-	-	-	.250	44	11	1	5	.462	13	6	0	4	Night	.213	80	17	1	6
-	-	-	-	-	.071	14	1	0	1	.275	40	11	1	3	Grass	.267	115	30	2	14
.250	4	1	0	0	.250	4	1	0	0	.327	52	17	1	7	Turf	.100	10	1	0	0
.433	30	13	0	5	.433	30	13	0	5	.000	1	0	0	0	Pre-ASG	.210	62	13	1	6
.143	14	2	1	2	.143	14	2	1	2	.250	4	1	0	0	Post-ASG	.286	63	18	1	8
.200	5	1	0	0	.158	19	3	0	1	.327	49	16	1	7	vs. LHP	.385	13	5	0	6
.167	6	1	0	0	.125	8	1	0	0	.667	6	4	0	4	vs. RHP	.232	112	26	2	8
-	-	-	-	-	-	-	-	-	-	.277	47	13	1	3	DH	-	-	-	-	

MCKAY CHRISTENSEN'S CAREER HITTING BREAKDOWN BY BALLPARK

BALLPARK	AVG.	AB	H	HR	RBI	BALLPARK	AVG.	AB	H	HR	RBI
Bank One Ballpark	-	-	-	-	-	Comerica Park	.000	0	0	0	0
Busch Stadium	.000	2	0	0	0	Cornissey Park (new)	.278	36	10	1	5
Cinergy Field/Riverfront Stadium	-	-	-	-	-	Edison Int'l Field/Anaheim	.000	7	0	0	0
Coors Field	.700	10	7	0	4	Fonway Park	.286	7	2	0	1
Dodger Stadium	.158	19	3	1	1	Jacobs Field	.000	1	0	0	0
Enron Field	-	-	-	-	-	Kauffman/Royals Stadium	.200	5	1	0	0
Miller Park	.308	13	4	0	1	Kingdome	.250	4	1	0	0
Olympic Stadium	-	-	-	-	-	Metrodome	.000	1	0	0	0
Pacific Bell Park	.000	0	0	0	0	Network Assoc./Oak. Coliseum	.000	0	0	0	0
PNC Park	.250	4	1	0	1	Oriole Park at Camden Yards	.143	7	1	0	0
Pro Player Stadium	-	-	-	-	-	SAFECO Field	-	-	-	-	-
Qualcomm/Jack Murphy Stadium	1.000	1	1	0	0	SkyDome	-	-	-	-	-
Shea Stadium	-	-	-	-	-	The Ballpark in Arlington	.000	0	0	0	0
Turner Field	-	-	-	-	-	Tropicana Field	.000	4	0	0	0
Veterans Stadium	.000	1	0	0	0	Yankee Stadium	.000	3	0	0	1
Wrigley Field	-	-	-	-	-						

MCKAY CHRISTENSEN'S CAREER FIELDING RECORD

POSITION	PCT	G	PO	A	E	TC	DP
Outfield	.950	76	94	1	5	100	0

CAREER TRANSACTIONS

- Selected by the California Angels in the first round (sixth overall) of the June 1994 First-Year Player Draft.
- Acquired by the Chicago White Sox along with Andrew Lorraine (LHP), Bill Simas (LHP) and John Snyder (RHP) from Anaheim for Jim Abbott (LHP) and Tim Fortuno (LHP) on July 27, 1995.
- Acquired by Los Angeles from Chicago (AL) for Wade Parrish (LHP) on July 13, 2001.

DISABLED LIST

- Has not spent time on the disabled list in the Major Leagues.

CAREER SINGLE-GAME BESTS

Most Hits:	4, July 22, 2001 at COL	Most Stolen Bases:	2, July 22, 2001 at COL
Most RBI:	4, July 21, 2001 at COL	Most Walks:	1 (9 times), last time: July 31, 2001 vs. CIN
Most Home Runs:	1 (twice), last time: Aug. 2, 2001 vs. CIN	Longest Hitting Streak:	4 games, June 20-July 23, 2001
Most Runs Scored:	2 (3 times), last time: July 22, 2001 at COL	Career Grand Slams:	None



STEVE COLYER

77

LEFT-HANDED PITCHER

Bats/Throws:	Left/Left	Height/Weight:	6-4/205
Opening Day Age:	23	M.L. Service:	0.000
Born:	February 22, 1979 in St. Louis, MO		
Resides:	St. Peters, MO		
Acquired:	Dodgers' second-round pick in 1997 First-Year Player Draft		

CAREER SUMMARY: Now in his fifth season in the Dodger organization.

2001: Pitched entire season for Single-A Vero Beach, making 24 starts to rank second on the team...won three of last four decisions...in June 14 start vs. Charlotte, gave up just one earned run on two hits with 14 strikeouts in six innings to earn Florida State League Pitcher of the Week honors for June 11-17...during July, was 2-1 with a 2.60 ERA...**2000:** Entered season rated as the Dodgers' ninth-best prospect by *Baseball America*...pitched in 26 games for Vero Beach, including 18 starts...**1999:** Made 25 starts and appeared in 27 games for California League champion San Bernardino...ranked second on club with 131 strikeouts in 145.2 innings...in 12 home games, covering 70.2 innings, was 5-2 with a 2.57 ERA...**1998:** Started professional career with Yakima of the rookie-level Northwest League...named league Pitcher of the Week for Aug. 17-23...ranked by *Baseball America* as the seventh-best prospect in the Northwest League.

PERSONAL: Stephen Edward Colyer...single...selected by the Dodgers in the second round (supplemental pick) of the June 1997 First-Year Player Draft out of Fort Zumwalt South High School in St. Peters, MO...attended Meramec Community College (MO) in 1998...signed by Mike Hankinson May 23, 1998.

STEVE COLYER'S CAREER PITCHING RECORD

YEAR TEAM	W-L	ERA	G	GS	CG	SHO	SV	IP	H	R	ER	HR	HB	BB	SO	WP	BK
1998 Yakima	2-2	4.96	15	12	0	0	0	65.1	72	46	36	2	4	36	75	5	0
1999 San Bernardino	7-9	4.70	27	25	1	0	0	145.2	145	82	76	12	8	86	131	8	3
2000 Vero Beach	5-7	5.76	26	18	1	0	0	95.1	97	74	61	9	7	68	80	6	0
2001 Vero Beach	4-8	3.96	24	24	0	0	0	120.1	101	62	53	16	7	77	118	3	1
Minor League Totals-4 years	18-26	5.08	92	79	2	0	0	426.2	415	264	226	39	26	267	404	22	4

STEVE COLYER'S MINOR LEAGUE CAREER FIELDING RECORD

POSITION	PCT	G	PO	A	E	TC	DP
Pitcher	.922	92	14	45	5	64	0

CAREER TRANSACTIONS

- Selected by Los Angeles in second round of June 1997 First-Year Player Draft

DISABLED LIST

- Has not spent time on the disabled list in the Major Leagues.



ALEX CORA

INFIELDER

Bats/Throws:	Left/Right	Height/Weight:	6-0/180
Opening Day Age:	26	M.L. Service:	2.161
Born:	October 18, 1975 in Caguas, PR		
Resides:	Caguas, PR		
Acquired:	Selected in the third round of the June 1996 First-Year Player Draft		

CAREER SUMMARY: Looking to harness the Dodger shortstop position, he became the fifth different shortstop to start on Opening Day over the last five seasons...has spent part of each of the last four seasons in the Majors after he was selected with the club's third-round pick in the June 1996 First-Year Player Draft out of the University of Miami (FL)...owns a career .966 fielding percentage (36 E/1068 TC)...made his Major League debut as a defensive replacement on June 7, 1998 at Seattle, in front of his brother who was the Mariner's second baseman...collected his first Major League hit on July 4, 1998 at San Francisco off Shawn Estes...hit his first career home run on June 26, 1999 vs. San Diego off Brian Meadows

2001: In his first full season as the starting shortstop, batted .217 over 134 games with 18 doubles, four home runs and 29 RBI...batted .293 (12-for-41) against left handers and .333 (13-for-39) in interleague games...between Aug. 3 and the end of the season he committed just two errors, a span of 44 games...committed 14 errors before the All-Star break, but just six after the break...had a career-high 11-game hitting streak from July 18-Aug. 2, batting .395 (15-for-38) with seven runs, five doubles and three RBI during the streak...on June 24 vs. San Diego, was forced to leave the field in the sixth inning with a contusion to his right forearm after being hit by an Adam Eaton pitch in the bottom of the fifth frame...homed on June 12 and June 13, recording back-to-back games with a home run for the first time in his career...on May 10 against Florida, was a perfect 3-for-3 on the night to break an 0-for-18 slump...he was 2-for-3 with a run scored and an RBI on April 29 against Philadelphia...the RBI came on a sacrifice bunt on a squeeze play to score Eric Karros...Cora had back-to-back nights with the game-winning RBI on April 27 and April 28, he had the game-winning sacrifice fly in the ninth inning April 27 and had the game-winning single in the eighth inning on April 28...**2000:** Hit .238 (84-for-353) with 18 doubles, six triples, four home runs and 32 RBI in 109 games for the Dodgers...recalled from Triple-A Albuquerque on May 5 and hit .297 in nine games before being optioned back on May 21...recalled again on May 31 and remained with the Dodgers the rest of the season...went 37 games without an error from May 19-July 18 and 25 games from Aug. 2-29...finished fourth among NL shortstops with 400 or more total chances with a .972 fielding percentage, trailing only Ricky Gutierrez of Chicago (.986), Neifi Perez of Colorado (.978) and Barry Larkin of Cincinnati (.973)...had 15 multi-hit games: nine two-hit, five three-hit and one four-hit game...hit his first Major League home run on June 26 vs. San Diego off Brian Meadows...had gone 98 at-bats in 2000 and 161 in his career before his home run to right field...set career highs in hits, home runs and RBI, going 4-for-5 with two home runs and five RBI on July 27 at Colorado...had a then-career-high nine-game hitting streak from July 24-Aug. 6 when he batted .457...batted .297 (11-for-37) in May...especially tough late in games, batting .287 (33-for-115) with a home run and nine RBI from the seventh inning on...also enjoyed great success against Colorado, hitting three of his four home runs and driving in 11 runs in 12 games...began the season at Albuquerque and batted .373 (41-for-110) with eight doubles, three triples, no home runs and 20 RBI in 30 games...his .373 average was leading the Pacific Coast League when he was called up to Los Angeles on May 5...had an outstanding winter league season playing for his hometown Caguas team in Puerto Rico, finishing second in MVP balloting as he led the league in homers (10) and runs scored (37)...**1999:** Batted .167 in 11 games for the Dodgers with no home runs and three RBI...missed half the season with Albuquerque because of a fractured right hand he suffered after getting hit by a pitch in spring training...batted .143 (1-for-7) in five exhibition games...began minor league rehabilitation assignment on June 8...activated from 60-day disabled list on June 27 and was sent to Albuquerque...batted .308 in 80 games with the Dukes with 11 doubles, seven triples, four home runs and 37 RBI...started 75 games at shortstop and one at second base...committed 12 errors...recorded 13-game hitting streak from July 26-Aug. 8...hit .413 (19-for-46) during the streak with three doubles, a triple, two home runs, eight RBI and two stolen bases...recalled by Dodgers on Sept. 7...batted .250 (4-for-16) at Dodger Stadium...made 1999 debut with Dodgers in Sept. 8 start at shortstop...made second start on Sept. 13 and collected first Major League double and RBI...recorded first career pinch-hit on Sept. 11 vs. New York...**1998:** In 29 Major League contests with Los Angeles, he hit .121 with one triple and one run scored...was on the Dodgers' roster three times (June 5-24, July 4-Aug. 5 and Sept. 1 through the end of the season)...played in four games (one start) at second base and 21 games (four starts) at shortstop with the Dodgers...committed two errors in 57 total chances (both at shortstop) for a .966 fielding percentage...made his Major League debut as a defensive replacement in the eighth inning in front of his brother, then-Mariners' second baseman Joey Cora, on June 7 at Seattle...in his first career start at shortstop July 4 at San Francisco, he collected his first Major League hit off Giants' left-hander Shawn Estes in the 6th inning...legged out his first career triple on July 20 vs. Cincinnati...spent the rest of the season at Albuquerque...in 81 games with the Dukes, he batted .264 with 16 doubles, six triples, five home runs, 45 RBI and 10 stolen bases...played in 80 games at shortstop for Albuquerque, committing 17 errors in 411 total chances for a .959 fielding percentage...**1997:** Batted .234 with three home runs and 48 RBI in 127 games at Double-A Texas League Champion San Antonio...batted .310 in 22 games in April...went 1-for-6 with a run scored in the Dodgers' Hall of Fame game against San Diego in Cooperstown, NY on Aug. 4...batted .556 in three games for Caguas in

the Puerto Rican Winter League...1996: Singled home the winning run in just his second professional game on June 18 vs. Sarasota...hit safely in 13-straight games from July 25-August 10, raising his average from .261 to .306...was 19-for-50 (.380) with a double, triple and five RBI during the streak.

PERSONAL: Jose Alexander (Alex) Cora...enters the 2002 season with a one-year contract...wife's name is Nildamarie and they have one daughter, Jeriel...younger brother of former Major League infielder Joey Cora...starred for the University of Miami team that advanced to the College World Series championship game against Louisiana State in 1996, losing 8-7...signed by Camilo Pascual.

ALEX CORA'S CAREER BATTING RECORD

YEAR TEAM	AVG	G	AB	R	H	2B	3B	HR	RBI	SH	SF	HP	BB	SO	SB	CS	E
1996 Vero Beach	.257	61	214	26	55	5	4	0	26	4	0	3	12	36	5	5	16
1997 San Antonio	.234	127	448	52	105	20	4	3	48	7	1	3	25	60	12	9	20
1998 Albuquerque	.264	81	299	42	79	16	6	5	45	6	3	3	15	38	10	7	18
LOS ANGELES	.121	29	33	1	4	0	1	0	0	2	0	1	2	8	0	0	2
1999 Albuquerque	.308	80	302	51	93	11	7	4	37	9	3	8	12	37	9	5	12
LOS ANGELES	.167	11	30	2	5	1	0	0	3	0	0	1	0	4	0	0	2
2000 LOS ANGELES	.238	109	353	39	84	18	6	4	32	8	2	7	26	53	4	1	12
Albuquerque	.373	30	110	18	41	8	3	0	20	2	1	2	7	10	5	3	7
2001 LOS ANGELES	.217	134	405	38	88	18	3	4	29	3	2	8	31	58	0	2	20
Major League Totals-4 years	.220	283	821	80	181	37	10	8	64	11	4	17	59	123	4	3	36
Dodger Totals-4 years	.220	283	821	80	181	37	10	8	64	11	4	17	59	123	4	3	36
Minor League Totals-5 years	.272	379	1373	132	373	60	24	12	176	28	8	19	71	181	41	29	73

ALEX CORA'S CAREER BATTING BREAKDOWN

2001						CAREER						2001						CAREER					
AVG	AB	H	HR	RBI	TEAM	AVG	AB	H	HR	RBI	AVG	AB	H	HR	RBI	TEAM	AVG	AB	H	HR	RBI		
.222	36	8	0	2	Arizona	.194	67	13	0	2	.444	18	8	0	1	Anaheim	.344	32	11	0	1		
.133	15	2	0	0	Atlanta	.167	24	4	0	0	-	-	-	-	-	Baltimore	-	-	-	-	-		
.000	17	0	0	0	Chicago	.114	44	5	0	2	-	-	-	-	-	Boston	-	-	-	-	-		
.176	17	3	0	0	Cincinnati	.222	18	4	0	0	-	-	-	-	-	Chicago	-	-	-	-	-		
.281	32	9	0	5	Colorado	.253	79	20	3	16	-	-	-	-	-	Cleveland	-	-	-	-	-		
.211	19	4	0	0	Florida	.200	40	8	0	1	-	-	-	-	-	Detroit	-	-	-	-	-		
.143	21	3	1	3	Houston	.150	40	6	1	4	-	-	-	-	-	Kansas City	-	-	-	-	-		
-	-	-	-	-	Los Angeles	-	-	-	-	-	-	-	-	-	-	Minnesota	-	-	-	-	-		
.381	21	8	0	3	Milwaukee	.391	46	18	0	6	-	-	-	-	-	New York	-	-	-	-	-		
.304	23	7	0	1	Montreal	.279	43	12	0	4	.500	4	2	0	0	Oakland	.429	14	6	0	0		
.231	13	3	0	0	New York	.208	24	5	0	0	.000	5	0	0	0	Seattle	.000	13	0	0	0		
.500	18	9	0	5	Philadelphia	.345	29	10	0	5	-	-	-	-	-	Tampa Bay	-	-	-	-	-		
.200	20	4	0	1	Pittsburgh	.275	51	14	0	7	.250	12	3	2	4	Texas	.318	22	7	2	5		
.067	15	1	0	0	St. Louis	.156	45	7	0	2	-	-	-	-	-	Toronto	-	-	-	-	-		
.145	62	9	1	4	San Diego	.177	113	20	2	8	.201	194	39	2	14	Home	.212	392	83	4	26		
.135	37	5	0	0	San Francisco	.143	77	11	0	1	.232	211	49	2	15	Road	.228	429	98	4	38		
.227	66	15	1	7	March/April	.227	66	15	1	7	.189	127	24	1	9	Day	.204	245	50	4	23		
.164	73	12	0	4	May	.209	110	23	0	7	.230	278	64	3	20	Night	.227	576	131	4	41		
.250	80	20	3	10	June	.250	160	40	4	13	.210	385	81	4	27	Grass	.215	787	169	8	56		
.321	53	17	0	4	July	.255	145	37	2	10	.350	20	7	0	2	Turf	.353	34	12	0	8		
.205	73	15	0	4	August	.238	168	40	0	16	.209	230	48	4	21	Pre-ASG	.221	371	82	5	27		
.150	60	9	0	0	Sept./Oct.	.151	172	26	1	11	.229	175	40	0	8	Post-ASG	.220	450	99	3	37		
.500	2	1	0	0	Pinch-Hitting	.375	8	3	0	0	.293	41	12	1	6	vs. LHP	.248	109	27	1	11		
-	-	-	-	-	DH	-	-	-	-	-	.209	364	76	3	23	vs. RHP	.216	712	154	7	53		

ALEX CORA'S CAREER HITTING BREAKDOWN BY BALLPARK

BALLPARK	AVG.	AB	H	HR	RBI	BALLPARK	AVG.	AB	H	HR	RBI
Bank One Ballpark	.184	38	7	0	0	Comerica Park	-	-	-	-	-
Busch Stadium	.269	26	7	0	2	Comiskey Park (new)	-	-	-	-	-
Cinergy Field/Riverfront Stadium	.091	11	1	0	0	Edison Int'l Field/Anaheim	.278	18	5	0	1
Coors Field	.250	44	11	2	9	Fenway Park	-	-	-	-	-
County Stadium	.357	14	5	0	2	Jacobs Field	-	-	-	-	-
Dodger Stadium	.212	392	83	4	26	Kauffman/Royals Stadium	-	-	-	-	-
Enron Field	.250	16	4	1	3	Kingdome	.000	1	0	0	0
Miller Park	.500	10	5	0	2	Metrodome	-	-	-	-	-
Olympic Stadium	.273	11	3	0	0	Network Assoc./Oak. Coliseum	.500	4	2	0	0
Pacific Bell Park	.185	27	5	0	0	Oriole at Camden Yards	-	-	-	-	-
PNC Park	.200	10	2	0	0	SAFECO Field	.000	7	0	0	0
Pro Player Stadium	.161	31	5	0	1	SkyDome	-	-	-	-	-
Qualcomm/Jack Murphy Stadium	.180	61	11	1	6	The Ballpark in Arlington	.400	10	4	0	1
Shea Stadium	.273	11	3	0	0	Tropicana Field	-	-	-	-	-
3Com/Candlestick Park	.100	10	1	0	1	Yankee Stadium	-	-	-	-	-
Three Rivers Stadium	.500	8	4	0	6						
Turner Field	.211	19	4	0	0						
Veterans Stadium	.357	14	5	0	2						
Wrigley Field	.143	28	4	0	2						

ALEX CORA'S CAREER FIELDING RECORD

POSITION	PCT	G	PO	A	E	TC	DP
Second Base	.962	16	19	31	2	52	10
Shortstop	.967	262	362	620	34	1016	141

CAREER TRANSACTIONS

- Was selected by Los Angeles in the third round of the June 1996 First-Year Player Draft.

DISABLED LIST

- March 29-June 27, 1999 (fractured right hand).

CAREER SINGLE-GAME BESTS

Most Hits:	4, July 27, 2000 at COL	Most Stolen Bases:	2, Aug. 27, 2000 at CHI
Most RBI:	5, July 27, 2000 at COL	Most Walks:	2 (6 times), last time: Aug. 26, 2001 at ATL
Most Home Runs:	2, July 27, 2000 at COL	Longest Hitting Streak:	11 games, July 18-Aug. 2, 2001
Most Runs Scored:	3, June 7, 2000 at TEX	Career Grand Slams:	None



OMAR DAAL

36

LEFT-HANDED PITCHER

Bats/Throws:	Left/Left	Height/Weight:	6-3/204
Opening Day Age:	30	M.L. Service:	7.046
Born:	March 1, 1972 in Maracaibo, Venezuela		
Resides:	Flor Amar Valencia, Venezuela		
Acquired:	Acquired in a trade with Philadelphia on November 9, 2001		

CAREER SUMMARY: Daal enters his 10th Major League season and second stint with the Dodgers (also 1993-95)...is a career 53-58 with a 4.48 ERA in 334 games (124 starts) with 648 strikeouts in 943.2 innings pitched with the Dodgers, Montreal Expos, Toronto Blue Jays, Arizona Diamondbacks and Philadelphia Phillies...had his contract selected by Los Angeles, April 23, 1993 and made his Major League debut in relief on that same day at Philadelphia, pitching 1.0 inning of relief...earned first Major League win, June 12, 1993 at San Diego with 0.1 innings of relief.

2001: With the Philadelphia Phillies, Daal was 13-7 with a 4.46 ERA in 32 starts...served as the Phillies' Opening Day starter, the first of his career...had the fifth most wins among NL left-handers behind Randy Johnson (21-6), Tom Glavine (16-7), Mike Hampton (14-12) and Kirk Rueter (14-12)...of those, he had the third best winning percentage behind only Johnson (.778) and Glavine (.696) with a .650 mark...his .650 winning percentage was the highest of his career...first Phillie pitcher since 1996 to begin season 6-0 since Mike Grace in 1996 and first Phillie left-hander since Al Holland in 1983...had a career-high six-game winning streak from April 14-May 23...did not lose a game until June 3 at Montreal...threw 8.0 shutout innings on May 18 vs. St. Louis allowing just two hits...had a 14-inning scoreless streak May 18-23...struck out a season-high 10 batters on Sept. 21 vs. Florida...had a 0.90 ERA in his final three starts (20.0 IP, 2 ER)...held left-handed opponents to a .214 average...was 9-2 with a 4.69 ERA during the first half of the season...was 6-1 with a 3.99 ERA on grass...had two hits and scored twice in one inning on May 6 vs. San Francisco, becoming the first Phillie pitcher to record two hits in an inning since Dennis Cook on May 2, 1990...had three hits on May 12 at Arizona...overall, Daal hit .236 with five RBI...**2000:** Began season with Arizona...tied a career high with 9.0 IP on April 11 at San Diego and had a no-decision in the 3-2, 13-inning loss...threw 1.1 innings in relief on June 18 at Colorado, first relief appearance since May 10, 1998 at Philadelphia...made total of four relief appearances for Arizona...traded to Phillies on July 26 with Travis Lee, Vicente Padilla and Nelson Figueroa for Curt Schilling...started in Phillies debut, July 28 vs Los Angeles, a 2-0 loss (5.0 IP, 2 ER)...struck out a season-high nine, Aug. 19 at St. Louis...twice lost a career-high seven straight, May 30-Aug. 2 and Aug. 13-Sept. 16...in two wins with Philadelphia, the club scored a combined 20 runs; in the other 10 games (0-9), they scored a mere 25 runs (2.5 average)...led the Majors with 19 losses, most since Minnesota's Scott Erickson lost 19 in 1993; last in National League was St. Louis' Jose DeLeon in 1991...seven of his nine losses with the Phillies were decided by three runs or less...went 1-3 with a 3.00 ERA (10 ER in 30.0 IP) in five September games...did not make final start due to sore quad muscles...played winter ball for Caracas (Venezuela) and went 2-2 with a 3.70 ERA in six starts...**1999:** Spent entire season with Arizona, reaching career-highs in wins (16), starts (32), innings (214.2) and strikeouts (148)...ranked 10th among NL leaders in ERA (3.65) and fourth in opponents average (.236)...held lefties to a .200 (28-for-140) average...won four straight, May 22-June 19 (2.62 ERA in six starts), beginning with a complete-game win at Colorado, 8-3...struck out season-high 11, June 8 vs. Chicago...led staff with .232 batting average (16-for-69), including a five-game hit streak that was snapped on Aug. 27...of the 16 hits, five were bunt singles, ranking second on club to Tony Womack...pitched in Division Series vs. Mets and lost his only start, Game 3 at New York, 9-2 (4.0 IP, 3 ER, 4 SO)...due to flood and weather in Venezuela, was able to pitch just one inning of winter ball...**1998:** Began sea-

son in Diamondbacks' bullpen, but finished in starting rotation...finished fifth in NL in ERA (2.88), qualifying by 0.2 of an inning...made 23 starts, nearly doubling his career total of 12...his 8-12 record was the only sub-500 mark among top nine qualifiers in the NL ERA race...teammates scored only 73 runs in his 23 starts (3.2 average)...lost five shutouts over final two months, not surrendering more than two earned runs in any of those losses, including a pair of 1-0 defeats...on disabled list, June 22-July 11, with a strained left hamstring...threw first complete-game shutout in franchise history, a 4-0 win, July 30 vs. Chicago...struck out a career-high and then-club record 12, Sept. 1 at Pittsburgh (8.0 IP)...**1997:** Made 27 relief appearances for Expos before being optioned to Triple-A Ottawa in June...made two starts at Triple-A before return to Montreal...made six more relief appearances for Montreal in July, then was placed on waivers... claimed by Toronto on July 25...appeared in four games for Blue Jays before being optioned to Syracuse, Aug. 6...recalled by the Blue Jays in September, twice working in relief before making starts in final three outings of season...earned first American League win on Sept. 19 at New York throwing 6.0 innings and allowing just six hits...selected by Arizona in second round of expansion draft on Nov. 18...**1996:** Began season in bullpen as Expos' only lefty...ended up making six starts...made first Major League start, Aug. 31 vs San Diego, snapping a streak of 156 consecutive big league relief appearances and won, throwing 5.0 shutout innings with one hit (single) and eight strikeouts...pitched for Caracas in Venezuelan Winter League, going 9-1 with a 1.49 ERA in 12 starts...named to *Baseball America's* All-Winter League team...**1995:** Split year between Los Angeles and Albuquerque...pitched strictly in relief for the Dodgers, 4-0 in 28 games...spent two months at Triple-A...excelled in Venezuela during the winter, going 10-2 with a 1.68 ERA in 13 starts...traded to Expos, Dec. 14, for minor league pitcher Rick Clelland...**1994:** Began season at Albuquerque, but was recalled to Los Angeles, April 20...pitched for Los Angeles for a month when optioned to Albuquerque, May 23...returned to Los Angeles, June 23...**1993:** Began season at Albuquerque, where he made six appearances before contract was purchased by Los Angeles, April 23...made Major League debut in relief, April 23 at Philadelphia (1.0 IP)...first hit allowed was a single to Dave Hollins, April 30 vs Philadelphia, followed by a Darren Daulton home run, to give him his first ML loss...earned first Major League win, June 12 at San Diego...**1992:** Split the year between San Antonio (Double-A) and Albuquerque (Triple-A) combining for a 2-8 mark in 47 games, but just five starts...**1991:** Second straight season in Dominican Summer League...went 7-2, with a 1.16 ERA in 13 games (all starts)...**1990:** Signed by Los Angeles as a non-drafted free agent, Aug. 24...began pro career with Dodgers in Dominican Summer League...went 3-6 (two saves) with a 1.18 ERA in 17 games (13 starts) at Santo Domingo.

PERSONAL: Omar Jesus Cordaro Daal...wife's name is Josneil...has two sons, Jesus (6) and Nicolas (3)...graduate of Valencia Superior High School in Maracaibo, Venezuela.

OMAR DAAL'S CAREER PITCHING RECORD

YEAR	TEAM	W-L	ERA	G	GS	CG	SHO	SV	IP	H	R	ER	HR	HB	BB	SO	WP	BK	
1990	Dodgers, DSL	3-6	1.18	17	13	6	2	2	91.2	61	29	12	2	3	29	91	7	3	
1991	Dodgers, DSL	7-2	1.16	13	13	0	0	0	93.0	30	17	12	0	0	32	81	0	0	
1992	San Antonio	2-6	5.02	35	5	0	0	5	57.1	60	39	32	3	4	33	52	7	3	
	Albuquerque	0-2	7.84	12	0	0	0	0	10.1	14	9	9	1	0	11	9	0	2	
1993	Albuquerque	1-1	3.38	6	0	0	0	2	5.1	5	2	2	1	0	3	2	0	1	
	LOS ANGELES	2-3	5.09	47	0	0	0	0	35.1	36	20	20	5	0	21	19	1	2	
1994	Albuquerque	4-2	5.19	11	5	0	0	1	34.2	38	20	20	6	3	16	28	1	1	
	LOS ANGELES	0-0	3.29	24	0	0	0	0	13.2	12	5	5	1	0	5	9	1	1	
1995	LOS ANGELES	4-0	7.20	28	0	0	0	0	20.0	29	16	16	1	1	15	11	0	1	
	Albuquerque	2-3	3.88	17	9	0	0	1	53.1	56	28	23	3	1	26	46	1	0	
1996	MONTREAL	4-5	4.02	64	6	0	0	0	87.1	74	40	39	10	1	37	82	1	1	
1997	MONTREAL	1-2	9.79	33	0	0	0	1	30.1	48	35	33	4	2	15	16	1	0	
	Ottawa	0-1	5.63	2	2	0	0	0	8.0	10	6	5	1	0	1	9	1	0	
	TORONTO	1-1	4.00	9	3	0	0	0	27.0	34	13	12	3	0	6	28	1	0	
	Syracuse	3-0	0.53	5	5	1	1	0	33.2	18	2	2	0	0	10	29	2	1	
1998	ARIZONA	8-12	2.88	33	23	3	1	0	162.2	146	60	52	12	3	51	132	0	1	
	Tucson #	0-0	3.00	1	1	0	0	0	3.0	3	2	1	0	0	1	4	0	0	
1999	ARIZONA	16-9	3.65	32	32	2	1	0	214.2	188	92	87	21	7	79	148	3	2	
2000	ARIZONA	2-10	7.22	20	16	0	0	0	96.0	127	88	77	17	7	42	45	0	1	
	PHILADELPHIA	2-9	4.69	12	12	0	0	0	71.0	81	40	37	9	2	30	51	0	1	
2001	PHILADELPHIA	13-7	4.46	32	32	0	0	0	185.2	199	100	92	26	5	56	107	0	3	
Major League Totals - 9 years		53-58	4.48	334	124	5	2	1	943.2	974	509	470	109	28	357	648	8	13	
Dodger Totals - 3 years		6-3	5.35	99	0	0	0	0	69.0	77	41	41	7	1	45	39	2	4	
Minor League Totals - 8 years		22-23	2.70	119	53	7	3	11	390.1	295	154	117	17	11	162	351	19	11	
# Minor League Rehabilitation Assignment																			

OMAR DAAL'S CAREER DIVISION SERIES PITCHING RECORD

YEAR	TEAM VS. OPP.	W-L	ERA	G	GS	CG	SHO	SV	IP	H	R	ER	HR	HB	BB	SO	WP	BK
1996	ARIZONA vs. NYM	0-1	6.75	1	1	0	0	0	4.0	6	3	3	0	0	3	4	0	0
Division Series Totals		0-1	6.75	1	1	0	0	0	4.0	6	3	3	0	0	3	4	0	0

OMAR DAAL'S CAREER PITCHING BREAKDOWN

2001					CAREER					2001					CAREER						
W-L-S	ERA	G	IP	ER	W-L-S	ERA	G	IP	ER	W-L-S	ERA	G	IP	ER	TEAM	W-L-S	ERA	G	IP	ER	
-	-	-	-	-	-	-	-	-	-	0-1-0	18.00	1	3.0	6	Anaheim	1-1-0	3.60	4	20.0	8	
-	-	-	-	-	-	-	-	-	-	-	-	-	-	-	Baltimore	0-1-0	3.60	2	5.0	2	
1-0-0	3.00	1	6.0	2	3-2-0	4.06	19	51.0	23	-	-	-	-	-	Boston	-	-	-	-	-	
0-2-0	9.82	3	11.0	12	1-4-0	4.69	18	48.0	25	-	-	-	-	-	Chicago	-	-	-	-	-	
0-2-0	11.20	3	13.2	17	3-6-1	7.25	18	58.1	47	-	-	-	-	-	Cleveland	-	-	-	-	-	
0-1-0	4.50	1	6.0	3	2-3-0	4.33	10	27.0	13	-	-	-	-	-	Detroit	0-0-0	13.50	2	0.2	1	
0-2-0	12.96	2	8.1	12	0-6-0	7.43	22	46.0	38	-	-	-	-	-	Kansas City	-	-	-	-	-	
1-1-0	6.00	2	12.0	8	5-2-0	3.69	11	39.0	16	-	-	-	-	-	Minnesota	0-0-0	10.80	1	1.2	2	
0-1-0	5.40	1	6.2	4	2-1-0	2.79	5	29.0	9	-	-	-	-	-	New York	1-0-0	0.00	1	6.0	0	
-	-	-	-	-	1-2-0	6.60	15	11	0-1-0	4.50	1	2.0	1	Oakland	1-1-0	4.50	2	10.0	5		
0-2-0	4.11	3	15.1	7	4-4-0	3.55	23	58.1	23	0-0-0	0.00	1	0.2	0	Seattle	0-0-0	6.23	3	13.0	9	
0-0-0	4.26	2	12.2	6	2-4-0	3.54	31	68.2	27	-	-	-	-	-	Tampa Bay	-	-	-	-	-	
1-0-0	4.50	1	6.0	3	4-2-0	3.49	22	49.0	19	0-0-0	6.00	1	6.0	4	Texas	0-0-0	5.00	2	9.0	5	
0-2-0	7.24	2	13.2	11	0-2-0	6.28	17	38.2	27	-	-	-	-	-	Toronto	-	-	-	-	-	
1-2-0	3.66	5	32.0	13	5-3-0	3.64	32	76.2	31	3-10-0	6.91	17	85.0	66	Home	17-28-0	4.44	149	379.0	187	
0-2-0	3.75	2	12.0	5	3-4-0	4.27	24	46.1	22	1-9-0	5.33	15	81.0	48	Road	23-23-1	4.54	153	379.0	191	
0-2-0	4.91	5	33.0	18	3-7-1	4.20	54	113.2	53	0-9-0	8.44	13	53.1	50	Day	9-16-1	5.58	84	192.0	119	
2-4-0	5.65	6	36.2	23	May	10-10-0	4.35	68	138.2	67	4-10-0	5.07	19	113.2	64	Night	31-35-0	4.12	218	566.0	259
0-2-0	12.54	5	18.2	26	June	5-3-0	5.61	47	104.1	65	3-14-0	6.54	23	118.1	86	Grass	32-38-1	4.51	182	518.1	260
0-3-0	8.53	5	12.2	12	July	5-8-0	4.95	52	111.0	61	1-5-0	5.18	9	48.2	28	Turf	8-13-0	4.43	120	239.2	118
1-5-0	6.25	6	36.0	25	August	7-11-0	3.77	41	136.0	57	2-10-0	7.36	18	91.2	75	Pre-ASG	19-23-1	4.73	187	393.2	207
1-3-0	3.00	5	30.0	10	Sept/Oct	10-12-0	4.37	40	154.1	75	2-9-0	4.66	14	75.1	39	Post-ASG	21-28-0	4.22	115	364.1	171
-	-	-	-	-	-	-	-	-	-	4-18-0	5.82	28	159.1	103	Starter	31-42-0	4.10	92	568.1	259	
-	-	-	-	-	-	-	-	-	-	0-1-0	12.91	4	7.2	11	Reliever	9-9-1	5.65	210	189.2	119	

OMAR DAAL'S CAREER PITCHING BREAKDOWN BY BALLPARK

BALLPARK	W-L-S	ERA	G	IP	ER	BALLPARK	W-L-S	ERA	G	IP	ER
Astrodome	0-1-0	5.40	7	11.2	7	Comerica Park	-	-	-	-	-
Atlanta-Fulton County Stadium	0-1-0	3.86	3	7.0	3	Comiskey Park (new)	-	-	-	-	-
Bank One Ballpark	13-17-0	4.28	43	241.2	115	Edison Int'l Field/Anaheim	0-0-0	1.17	1	7.2	1
Busch Stadium	0-1-0	7.88	8	16.0	14	Fenway Park	1-0-0	0.00	1	7.0	0
Cinergy Field/Riverfront Stadium	2-3-0	3.18	14	51.0	18	Jacobs Field	-	-	-	-	-
Coors Field	3-3-1	8.90	10	30.1	30	Kauffman/Royal Stadium	-	-	-	-	-
County Stadium	1-1-0	4.80	3	15.0	8	Kingdome	0-0-0	3.86	1	7.0	3
Dodger Stadium	3-3-0	4.46	51	42.1	21	Metrodome	0-0-0	10.80	1	1.2	2
Enron Field	-	-	-	-	-	Network Assoc./Oak. Coliseum	0-1-0	4.50	1	2.0	1
Mile High Stadium	0-0-0	0.00	1	0.1	0	Oriole Park at Camden Yards	0-0-0	3.00	2	6.0	2
Miller Park	1-0-0	6.75	1	5.1	4	SAFECO Field	0-0-0	10.13	1	5.1	6
Olympic Stadium	3-4-0	5.34	62	89.1	53	SkyDome	0-1-0	2.89	3	9.1	3
Pacific Bell Park	0-1-0	2.77	2	13.0	4	The Ballpark in Arlington	0-0-0	6.00	1	6.0	4
PNC Park	1-0-0	4.50	1	6.0	3	Tiger Stadium	0-0-0	13.50	2	0.2	1
Pro Player Stadium	2-1-0	4.74	6	19.0	10	Tropicana Field	-	-	-	-	-
Qualcomm/Jack Murphy Stadium	4-3-0	3.16	18	51.1	18	Yankee Stadium	1-0-0	0.00	1	6.0	0
Shea Stadium	2-4-0	5.23	14	43.0	25	-	-	-	-	-	-
3Com/Candlestick Park	2-1-0	4.29	12	21.0	10	-	-	-	-	-	-
Three Rivers Stadium	2-0-0	3.33	13	24.1	9	-	-	-	-	-	-
Turner Field	1-0-0	1.35	3	13.1	2	-	-	-	-	-	-
Veterans Stadium	9-10-0	4.29	37	157.1	75	-	-	-	-	-	-
Wrigley Field	2-2-0	6.08	10	26.2	18	-	-	-	-	-	-

OMAR DAAL'S CAREER FIELDING RECORD

POSITION	PCT	G	PO	A	E	TC	DP
Pitcher	.948	334	54	166	12	232	9

OMAR DAAL'S CAREER BATTING RECORD

YEAR	TEAM	AVG	G	AB	R	H	2B	3B	HR	RBI	SH	SF	HP	BB	SO	SB	CS	E
1993	LOS ANGELES	.000	47	0	0	0	0	0	0	0	0	0	0	1	0	0	0	0
1994	LOS ANGELES	.000	24	0	0	0	0	0	0	0	0	0	0	0	0	0	0	0
1995	LOS ANGELES	.000	28	0	0	0	0	0	0	0	0	0	0	0	0	0	0	0
1996	MONTREAL	.000	64	11	0	0	0	0	0	0	0	0	0	5	0	0	0	1
1997	MONTREAL	.200	33	5	0	1	0	0	0	1	0	0	0	0	0	0	0	2
	TORONTO	.000	9	0	0	0	0	0	0	0	0	0	0	0	0	0	0	0
1998	ARIZONA	.109	33	46	3	5	0	0	1	5	0	0	0	5	17	0	0	1
1999	ARIZONA	.232	32	69	8	16	2	0	0	4	6	0	0	2	10	0	0	2
2000	ARIZONA	.259	20	27	2	7	1	0	1	4	3	0	0	1	3	0	0	4
	PHILADELPHIA	.278	12	18	1	5	2	0	0	2	2	0	0	3	5	0	0	0
2001	PHILADELPHIA	.236	32	55	7	13	1	0	0	5	7	0	0	1	10	0	0	1
Major League Totals - 9 years		.203	334	231	21	47	6	0	1	17	23	0	0	13	50	0	0	12

CAREER TRANSACTIONS

- Signed by Los Angeles as a non-drafted free agent, Aug. 24, 1990.
- Acquired by Montreal from Los Angeles for Rick Clelland (RHP) on Dec. 14, 1995.
- Claimed by Toronto off waivers on July 25, 1997.
- Selected by Arizona in second round (second pick) of Expansion Draft on Nov. 18, 1997.
- Acquired by Philadelphia with Travis Lee (1B), Vicente Padilla (RHP) and Nelson Figueroa (RHP) from Arizona for Curt Schilling (RHP) on July 26, 2000.
- Acquired by Los Angeles from Philadelphia for Jesus Cordero (RHP) and Eric Junge (RHP) on Nov. 11, 2001.

DISABLED LIST

- On disabled list June 22-July 11, 1998 (strained left hamstring).

CAREER SINGLE-GAME BESTS

Low Hit Complete Game: 4, July 30, 1998 vs. CHI
Most Innings Pitched - Starter: 9.0 (5 times), last time: April 4, 2000 vs. SD
Most Innings Pitched - Reliever: 3.2 (3 times), last time: July 22, 2000 at CIN

Most Strikeouts: 12, Sept. 1, 1998 at PIT
Most Walks: 4, April 14, 1999 vs. LA
Longest Winning Streak: 6 games, April 4-May 23, 2001
Longest Losing Streak: 7 games (twice), last time: Aug. 13-Sept. 16, 2000



JOSE DIAZ

60

CATCHER

Bats/Throws: Right/Right **Height/Weight:** 6-0/175
Opening Day Age: 21 **M.L. Service:** 0.000
Born: April 13, 1980 in San Pedro de Macoris, DR
Resides: San Pedro de Macoris, DR
Acquired: Signed as a free agent on August 24, 1996

CAREER SUMMARY: Now in his sixth season in the Dodger organization...ranked by *Baseball America* as the sixth-best prospect in the rookie-level Pioneer League for 2001...received raves from league managers for his solid play behind the plate and outstanding arm strength.

2001: Spent first two months of campaign at Single-A Wilmington, catching 22 games, before being assigned to rookie-level Great Falls, where he caught in 43 contests...threw out 45 percent of runners attempting to steal...appeared in one game as a pitcher for Great Falls, hurling a scoreless inning and striking out two Sept. 1 at Billings...also saw action at first base, third base and designated hitter...delivered three doubles for Wilmington in a May 26 game vs. Delmarva...**2000:** Named to Pioneer League all-star team after leading league catchers in putouts (479) and assists (62)...led rookie-level Great Falls with seven home runs...**1999:** Missed entire season after suffering a fracture of the first metacarpal on his right index finger during extended spring training...**1998:** Played in 51 games, driving in 27 runs, for the Santo Domingo Dodgers of the Dominican Summer League...**1997:** Made pro debut playing 30 games for Dominican Summer League champion La Romana.

PERSONAL: Jose Diaz...married to Alexandra...the Dominican Republic native was signed by Pablo Peguero.

JOSE DIAZ'S CAREER BATTING RECORD

YEAR	TEAM	AVG	G	AB	R	H	2B	3B	HR	RBI	SH	SF	HP	BB	SO	SB	CS	E
1997	La Romana	.147	30	95	12	14	1	0	1	5	1	1	2	6	30	3	2	-
1998	DSL-1	.209	51	163	24	34	6	0	1	27	0	2	7	15	34	4	3	-
1999																		
2000	Great Falls	.219	57	210	29	46	9	1	7	31	3	1	4	18	52	2	2	15
2001	Wilmington	.175	23	80	7	14	4	0	2	5	2	0	0	4	31	1	0	2
	Great Falls	.189	48	159	18	30	8	0	3	17	0	2	7	15	38	2	1	9
Minor League Totals-5 years		.195	209	707	90	138	28	1	14	85	6	6	20	58	185	12	8	26

JOSE DIAZ'S MINOR LEAGUE CAREER FIELDING RECORD

POSITION	PCT	G	PO	A	E	TC	DP
Catcher	.978	119	1020	144	26	1190	8
First Base	1.000	2	17	0	0	17	2
Third Base	1.000	2	1	3	0	4	0

includes statistics from 2000 and 2001 seasons only

CAREER TRANSACTIONS

■ Signed as a free agent on Aug. 24, 1996

DISABLED LIST

■ Has not spent time on the disabled list in the Major Leagues.



DARREN DREIFORT

37

RIGHT-HANDED PITCHER

Bats/Throws:	Right/Right	Height/Weight:	6-2/211
Opening Day Age:	29	M.L. Service:	7.086
Born:	May 3, 1972 in Wichita, KS		
Resides:	Wichita, KS		
Acquired:	Selected in the first round (second overall) of the June 1993 First-Year Player Draft		

CAREER SUMMARY: The hard-throwing right-hander has allowed opposing batters a .252 average (725-for-2,875) in his seven Major League seasons...is 30-24 with a 3.62 ERA (187 ER/464.1 IP) when he pitches 6.0 innings or more...the Dodgers are 56-47 in his 103 career starts...the Dodgers have scored three runs or less in 38 of his 103 starts, including two runs or less on 27 occasions...also is dangerous with his bat, evident with his six career home runs and a .188 career batting average...has at least one home run in each of the past four seasons, including three in 2000...batted .318 with 25 home runs and 89 RBI in 314 at-bats during his All-America career at Wichita State...has posted a 20-18 record and a 3.73 ERA during his career after the All-Star break, while going 23-34 with a 4.83 ERA in the first half of the season...made Major League debut in relief on April 7, 1994 vs. Florida and made first career start on April 11, 1998 vs. Houston...first Major League win came on Aug. 30, 1996 at Philadelphia...hit first career home run on July 25, 1998 vs. Arizona's Omar Daal.

2001: Went 4-7 with a 5.13 ERA (54 ER/94.2 IP) in 16 starts before having his season cut short by a right elbow injury suffered on June 29 while pitching at San Diego...was placed on the 15-day DL on June 30 and an MRI on July 3 revealed a tear of the medial collateral ligament in his right elbow and that his flexor tendon muscle had partially torn from the bone...underwent surgery performed by Dr. Frank Jobe and Dr. Ralph Gambardella at Centinela Hospital Medical Center on July 9...is expected to be sidelined at least until the All-Star break of the 2002 season...picked up his first win of the season in his second start, defeating the Diamondbacks in Arizona 11-5, allowing two earned runs in 6.0 innings...that win ran his record to 3-1 with a 1.93 ERA at Bank One Ballpark...those numbers suffered later in the season when he allowed a career-high eight runs in a season-low 2.0 innings pitched at Arizona on June 7, a 13-9 loss...took a no-hitter into the sixth inning on April 22 vs. San Diego, but allowed four runs in the sixth inning and had no decision in the Dodgers' 7-6, 11-inning win vs. the Padres...was the starting pitcher and took the loss in the Dodgers' 20-1 setback at Chicago, the worst loss in Los Angeles Dodger history...allowed four runs in 6.0 innings, but the bullpen allowed back-to-back eight-run innings (seventh and eighth innings)...picked up a win in his next start, May 10 vs. Florida 4-3, as he allowed two earned runs in 6.0 innings...flirted with a perfect game for 5.2 innings in his next start, May 16 at Montreal...allowed one run on one hit and struck out nine in 6.0 innings and earned a 7-2 win...won his final game of the year on June 12 vs. Texas, allowing two earned runs in 5.2 innings in the Dodgers 8-4 win...batted .152 (5-for-33) with two doubles, a home run and two RBI...the home run came on April 28 vs. Philadelphia off Bruce Chen and was the sixth of his career...has hit at least one home run in each of the last four seasons...was a perfect 5-0 during spring training to lead all Major League pitchers...had a 2.67 ERA (8 ER/27.0 IP) in seven spring games...**2000:** Was 12-9 with one shutout and a 4.16 ERA (89 ER/192.2 IP) in a career-high 32 starts...allowed three earned runs or less in 22 of his 32 starts...the Dodgers were 20-12 in his starts, including winning 12 of his last 16 starts...he was 8-2 with five no decisions and a 3.14 ERA (33 ER/94.2 IP) in his 15 starts after the All-Star break...had a career-high six-game winning streak July 17-Aug. 13, posting a 2.56 ERA and holding the opposition to a .210 average (30-for-143)...struck out a career-high 11 batters and had no decision in a 3-2 loss at Milwaukee on Aug. 30...held opposing hitters to a .238 average, tied for seventh-best in the N.L....his 3.87 road ERA was ninth best in the league...had a 2.67 ERA (8 ER/27.0 IP) in five April starts...posted a 3-0 record and 2.77 ERA in July...tossed a complete game, two-hit shutout on May 12 at St. Louis...it was his third career shutout and complete game...allowed a first-inning double and a sixth-inning single, while facing the minimum 24 batters over the final eight frames...pitched a combined shutout with Terry Adams and Jeff Shaw in a 5-0 defeat of San Francisco at Dodger Stadium on July 23...pitched 7.0 innings and allowed two hits while fanning nine...hit .162 (11-for-68) with three home runs and eight RBI...the three home runs were the most by a Dodger pitcher since Fernando Valenzuela also had three in 1984...had no decision, but started the Dodgers on a 7-5 comeback win at San Diego on July 5 with a solo home run to cut the deficit to 5-1...on Aug. 8 vs. Chicago, he hit two home runs, including a game-tying solo home run in the fourth inning of the Dodgers' 7-5 win...his two blasts were 441 ft. and 462 ft. and he became the first Dodger pitcher to hit two homers in a game since Don Drysdale on Aug. 23, 1958 vs. the Milwaukee Braves...the last Major League pitcher to hit two homers in a game was Derek Lilliquist of the Atlanta Braves on May 1, 1990...helped raise \$16,400 for Kids in Sports as Dodger sponsor Farmer John donated \$100 for every strikeout that he recorded...**1999:** In his second full season as a starting pitcher, he went 13-13 with a 4.79 ERA in 30 games (29 starts)...season ended prematurely during

Sept. 15 start vs. Montreal at Dodger Stadium...left game because of tightness in pitching shoulder after facing one batter in the fifth inning...threw on sidelines Sept. 23 and felt tightness in his forearm, did not pitch again for precautionary reasons...prior to the injury, was enjoying one of his best stretches of the season, winning four of his last five starts and five of seven...had given up just six earned runs in 38.1 innings (1.41 ERA) covering the five victories with 25 strikeouts and five walks...walked just 25 batters in his last 97.2 innings covering 15 starts and issued three or fewer passes in 23 of his last 27 appearances after walking 19 in his first three starts...tied a career high with three straight wins from April 9-20...was first among Dodger starting pitchers with a .210 batting average (13-for-62) with one home run and nine RBI...had two-hit games on June 19 at Philadelphia and on Aug. 18 vs. Florida...was 5-9 with a 6.03 ERA (64 ER/95.2 IP) from May-July...made only relief appearance on May 18 vs. Houston, pitching 1.2 scoreless innings in 11-3 loss...was first relief appearance since April 22, 1998...struck out season-high eight batters at Pittsburgh on July 19...did not walk a batter for the first time in 20 starts on July 29 vs. Cincinnati, striking out seven in 6.0 innings...slugged his second career home run Aug. 8, a three-run shot off the Mets' Masato Yoshii in the second inning...pitched second career shutout on Aug. 18 vs. Florida...scattered seven hits with four strikeouts and no walks...sparked Dodgers with his bat during 4-1 victory at Chicago on Sept. 5...trailing 1-0, the Dodgers scored four runs in the fifth inning, including Dreifort's bases-loaded double which made the score 3-1...**1998:** In his first season in the Dodgers' starting rotation, he went 8-12 with a 4.00 ERA in 32 games (26 starts)...set a career high in strikeouts with 168...in his 26 starts, went 8-12 with a 4.36 ERA (80 ER/165.0 IP)...did not allow an earned run in his six relief appearances, allowing eight hits, two walks and 13 strikeouts in 15.0 innings...among NL pitchers, tied for fifth with 8.4 strikeouts per 9.0 innings and ranked 11th with 168 strikeouts...worked at least 6.0 innings in 19 of his last 22 starts, including 16 consecutive appearances from May 11-July 31...issued two walks or less in 17 of his starts, including six no-walk outings...had a 3:1 strikeout to walk ratio (168 SO/57 BB)...made his first Major League start April 11 vs. Houston...suffered the loss in a 6-2 decision, allowing five runs on eight hits in 5.0 innings while striking out four...went on to lose four straight decisions in his first five starts from April 11-May 11...earned his first big league win as a starter on May 16 vs. Montreal, allowing three runs (two earned) on four hits in 6.2 innings...won his next two starts to give him a career-best three-game winning streak for the second time in his career...in his seventh Major League start on May 22 at Arizona, he pitched a six-hit shutout in the Dodgers' 5-0 victory...combined with Jeff Shaw to throw the 27th one-hitter in Los Angeles history on July 20 vs. Cincinnati in the Dodgers' 2-0 win...in his Aug. 22 start at Atlanta, left in the second inning with an injured right elbow after Braves' first baseman Andres Galarraga charged the mound when he was hit by a pitch, inciting a bench-clearing brawl...fanned a career-high 10 batters in a 7.0-inning stint on July 25 vs. Arizona, but suffered the loss in the Dodgers' 5-3 defeat...did not pitch for the remainder of the season due to soreness in his right shoulder after winning his last start on Sept. 4 vs. San Francisco...led all Dodger pitchers in batting with a .224 average (11-for-49)...on July 25 vs. Arizona, hit his first career home run off Omar Daal - a 430-foot blast to center field...it was the first home run by a Dodger pitcher since Kevin Gross went deep on May 23, 1994...**1997:** Spent his first full season with the Dodgers and went 5-2 with four saves and a 2.86 ERA in 48 games...established then-career highs in wins, innings pitched (63.0) and strikeouts (63)...retired 38 of the 42 first batters he faced (90 percent) and stranded 21 of the 27 runners he inherited (78 percent)...held opposing batters to a team-low .202 average...earned a save in his first appearance of the season on April 2 against Philadelphia after throwing 1.1 scoreless innings of relief...missed 32 games after being placed on the 15-day disabled list on May 14 (retroactive to May 12) with tendonitis in his right elbow...was reinstated from the disabled list on June 17...recorded a then-career-high six strikeouts and earned his second save of the season on Aug. 8 at Cincinnati after allowing one hit in 4.0 scoreless innings in the Dodgers' 10-5 win...**1996:** Compiled a 1-4 record and 4.94 ERA in 19 games for the Dodgers after splitting the season with Los Angeles and Albuquerque...was recalled from Albuquerque on July 25...earned his first Major League win on Aug. 30 at Philadelphia after pitching 2.1 shutout innings...the win snapped a six-game losing streak to start his career...pitched 0.2 scoreless innings in Game 3 of the Divisional Series at Atlanta...was 5-6 with a 4.17 ERA in 18 starts at Albuquerque...**1995:** Missed the entire season recovering from reconstructive surgery performed by team physician Dr. Frank Jobe on March 14 to repair a torn medial collateral ligament in his right elbow...took advantage of his recovery time by earning his undergraduate degree at Wichita State University...**1994:** Finished 0-5 with a 6.21 ERA and six saves in nine opportunities for the Dodgers in 27 games...pitched a perfect ninth inning in his Major League debut on April 7 vs. Florida in the Dodgers' 1-0 defeat...he and Chan Ho Park became the 17th and 18th players in Major League history since the amateur draft began in 1965 to make their professional debuts in the Major Leagues...was spectacular at Dodger Stadium, going 0-0 with a 0.79 ERA (1 ER/11.1 IP) in 10 games...hit a game-winning pinch-hit single on May 27 at Dodger Stadium off the Pirates' Jeff Ballard in his first Major League at-bat...had a sacrifice bunt on April 22 vs. Montreal in his first plate appearance as a Major Leaguer...was optioned to Double-A San Antonio and went 3-1 with a 2.80 ERA in eight starts...promoted to Albuquerque and won his only start (4 ER/ 6.1 IP)...all nine of his appearances in the minor leagues were as a starter.

COLLEGE/AMATEUR HIGHLIGHTS: Won the Golden Spikes Award as baseball's top amateur player in 1993 after earning All-America honors by leading Wichita State to the College World Series championship game against Louisiana State...went 11-1 with a 2.48 ERA and 120 strikeouts in 102.0 innings for the Shockers...also batted .327 with 22 homers and 66 RBI...was named the Missouri Valley Conference Pitcher of the Year in 1993 while also earning first-team All-MVC honors as a relief pitcher and second-team all-conference honors as a designated hitter...was also named the Atlantic Region MVP...was a first-team All-America selection for three consecutive seasons after compiling a 26-5 record with 17 saves, 2.24 ERA and 275 strikeouts in 261.0 innings pitched for three seasons at Wichita State...also batted .318 with 25 home runs and 89 RBI in 314 at-bats...the Shockers reached the College

World Series in all three of his seasons at Wichita State and played in the championship game in 1991 and 1993...was the Dodgers' first-round selection and the second pick overall in the June 1993 First-Year Player Draft behind Seattle's Alex Rodriguez...tabbed by *Baseball America* as the "college player closest to the majors" in 1993...also listed as the Dodgers' top prospect...made his debut with the Dodgers in the Arizona Instructional League but left early with tendonitis in his right shoulder...was a member of the 1992 U.S. Olympic baseball team in Barcelona, Spain...went 2-0 with a 2.10 ERA in 34.1 innings on the tour...also a member of the 1991 USA National baseball team.

PERSONAL: Darren John Dreifort (DRY-fert)...wife's name is Ann and they have one son, Jacob Evan, born on Sept. 5, 2001...is in the second year of a five-year contract which runs through 2005...his father, John, is chairman of the history department at Wichita State...was named to the Athletic Director's Honor Roll in Fall 1990 and 1992 at Wichita State, as well as the academic All-Missouri Valley Conference team in 1991...attended Heights HS in Wichita, KS and lettered four years in basketball and two in baseball...credits his older brother Todd, who also earned college All-America honors, as being his biggest inspiration in baseball...signed by Tom Thomas.

DARREN DREIFORT'S CAREER PITCHING RECORD

YEAR	TEAM	W-L	ERA	G	GS	CG	SHO	SV	IP	H	R	ER	HR	HB	BB	SO	WP	BK
1994	LOS ANGELES	0-5	6.21	27	0	0	0	6	29.0	45	21	20	0	4	15	22	1	0
	San Antonio	3-1	2.80	8	8	0	0	0	35.1	36	14	11	0	2	13	32	3	0
	Albuquerque	1-0	5.68	1	1	0	0	0	6.1	8	4	4	1	0	3	3	0	0
1995		Injured - Did Not Play																
1996	Albuquerque	5-6	4.17	18	18	0	0	0	86.1	88	49	40	6	6	52	75	6	2
	LOS ANGELES	1-4	4.94	19	0	0	0	0	23.2	23	13	13	2	0	12	24	2	1
1997	Albuquerque#	0-0	1.59	2	2	0	0	0	5.2	2	1	1	1	0	1	3	0	0
	LOS ANGELES	5-2	2.86	48	0	0	0	4	63.0	45	21	20	3	1	34	63	3	1
1998	LOS ANGELES	8-12	4.00	32	26	1	1	0	180.0	171	84	80	12	10	57	168	9	0
1999	LOS ANGELES	13-13	4.79	30	29	1	1	0	178.2	177	105	95	20	7	76	140	9	4
2000	LOS ANGELES	12-9	4.16	32	32	1	1	0	192.2	175	105	89	31	12	87	164	17	3
2001	LOS ANGELES	4-7	5.13	16	16	0	0	0	94.2	89	62	54	11	6	47	91	10	0
Major League Totals-7 years		43-52	4.38	204	103	3	3	10	761.2	725	411	371	79	40	328	672	51	9
Dodger Totals-7 years		43-52	4.38	204	103	3	3	10	761.2	725	411	371	79	40	328	672	51	9
Minor League Totals-3 years		9-7	3.77	29	29	0	0	0	133.2	134	68	56	8	8	69	113	9	2

Minor League Rehabilitation Assignment

DARREN DREIFORT'S CAREER DIVISION SERIES PITCHING RECORD

YEAR	TEAM VS. OPP.	W-L	ERA	G	GS	CG	SHO	SV	IP	H	R	ER	HR	HB	BB	SO	WP	BK
1996	LOS ANGELES vs. Atl.	0-0	0.00	1	0	0	0	0	0.2	0	0	0	0	0	0	0	0	0
Division Series Totals		0-0	0.00	1	0	0	0	0	0.2	0	0	0	0	0	0	0	0	0

DARREN DREIFORT'S CAREER PITCHING BREAKDOWN

2001				CAREER				2001				CAREER									
W-L	ERA	G	IP	W-L	ERA	G	IP	W-L	ERA	G	IP	W-L	ERA	G	IP	ER					
1-3-0	10.13	4	18.2	21	Arizona	3-6-0	4.64	11	64.0	33	-	-	-	-	Anaheim	1-1-0	9.26	3	11.2	12	
-	-	-	-	-	Atlanta	2-6-0	6.08	14	40.0	27	-	-	-	-	Baltimore	-	-	-	-	-	
0-1-0	6.00	1	6.0	4	Chicago	2-2-0	4.11	14	57.0	26	-	-	-	-	Boston	-	-	-	-	-	
-	-	-	-	-	Cincinnati	1-1-1	2.91	9	34.0	11	-	-	-	-	Chicago	-	-	-	-	-	
0-1-0	5.14	1	7.0	4	Colorado	2-4-0	5.16	17	52.1	30	-	-	-	-	Cleveland	-	-	-	-	-	
1-0-0	3.00	1	6.0	2	Florida	2-3-0	3.74	13	43.1	18	-	-	-	-	Detroit	-	-	-	-	-	
0-1-0	1.80	2	15.0	3	Houston	3-4-0	3.54	13	56.0	22	-	-	-	-	Kansas City	-	-	-	-	-	
-	-	-	-	-	Los Angeles	-	-	-	-	-	-	-	-	-	Minnesota	-	-	-	-	-	
-	-	-	-	-	Milwaukee	1-0-0	2.50	3	18.0	5	-	-	-	-	New York	-	-	-	-	-	
1-0-0	1.50	1	6.0	1	Montreal	3-1-0	4.08	12	39.2	18	-	-	-	-	Oakland	0-1-0	14.54	1	4.1	7	
-	-	-	-	-	New York	2-2-1	3.33	16	46.0	17	-	-	-	-	Seattle	2-0-1	2.81	3	16.0	5	
0-0-0	6.00	1	6.0	4	Philadelphia	5-2-1	3.65	14	49.1	20	-	-	-	-	Tampa Bay	-	-	-	-	-	
-	-	-	-	-	Pittsburgh	5-5-1	6.36	14	46.2	33	1-0-0	3.18	1	5.2	2	Texas	4-1-0	4.97	7	29.0	16
-	-	-	-	-	St. Louis	2-3-1	4.12	9	39.1	18	-	-	-	-	Toronto	-	-	-	-	-	
0-1-0	6.00	3	18.0	12	San Diego	0-7-1	5.40	16	61.2	37	2-3-0	5.14	8	49.0	28	Home	23-24-4	4.63	99	400.1	206
0-0-0	1.42	1	6.1	1	San Francisco	3-3-2	2.70	15	53.1	16	2-4-0	5.12	8	45.2	26	Road	20-28-6	4.11	105	361.1	165
1-1-0	5.10	5	30.0	17	Mar/April	6-5-3	3.36	42	128.2	48	0-4-0	5.55	6	35.2	22	Day	10-19-5	5.00	59	200.0	111
2-2-0	3.55	5	33.0	13	May	9-10-4	4.83	37	147.1	79	4-3-0	4.88	10	59.0	32	Night	33-33-5	4.17	145	561.2	260
1-4-0	6.82	6	31.2	24	June	6-16-0	5.94	33	147.0	97	3-7-0	5.38	15	88.2	53	Grass	34-47-8	4.50	174	664.1	332
-	-	-	-	-	July	8-8-0	3.98	28	120.0	53	1-0-0	1.50	1	6.0	1	Turf	9-5-2	3.61	30	97.1	39
-	-	-	-	-	August	9-7-2	3.86	36	137.2	59	4-7-0	5.13	16	94.2	54	Pre-ASG	23-34-7	4.82	119	455.1	244
-	-	-	-	-	Sept/Oct	5-6-1	3.89	28	81.0	35	-	-	-	-	Post-ASG	20-18-3	3.73	85	306.1	127	
-	-	-	-	-							4-7-0	5.13	16	94.2	54	Starter	37-41-0	4.55	103	629.1	318
-	-	-	-	-							-	-	-	-	Reliever	6-11-10	3.60	101	132.1	53	

DARREN DREIFORT'S CAREER PITCHING BREAKDOWN BY BALLPARK

BALLPARK	W-L-S	ERA	G	IP	ER	BALLPARK	W-L-S	ERA	G	IP	ER
Astrodome	1-1-0	2.35	5	15.1	4	Corniskey Park (New)	-	-	-	-	-
Atlanta-Fulton County Stadium	0-1-0	40.50	1	0.2	3	Edison Int'l Field/Anaheim	0-1-0	15.75	1	4.0	7
Bank One Ballpark	3-2-0	4.20	5	30.0	14	Fenway Park	-	-	-	-	-
Busch Stadium	1-0-1	0.00	5	16.2	0	Jacobs Field	-	-	-	-	-
Cinergy Field/Riverfront Stadium	0-0-1	3.68	4	7.1	3	Kauffman/Royals Stadium	-	-	-	-	-
Coors Field	1-2-0	3.73	8	31.1	13	Kingdome	1-0-0	1.13	1	8.0	1
County Stadium	1-0-0	2.50	3	18.0	5	Metrodome	-	-	-	-	-
Dodger Stadium	23-24-4	4.63	99	400.1	206	Network Assoc./Oak. Coliseum	0-1-0	14.54	1	4.1	7
Enron Field	0-2-0	2.57	2	14.0	4	Oriole Park at Camden Yards	-	-	-	-	-
Mile High Stadium	0-1-0	27.00	2	1.0	3	SAFECO Field	-	-	-	-	-
Miller Park	-	-	-	-	-	SkyDome	-	-	-	-	-
Olympic Stadium	1-1-0	4.41	6	16.1	8	The Ballpark in Arlington	2-1-0	4.60	4	15.2	8
Pacific Bell Park	0-0-0	1.59	2	11.1	2	Tropicana Field	-	-	-	-	-
PNC Park	-	-	-	-	-	Yankee Stadium	-	-	-	-	-
Pro Player Stadium	0-0-0	6.75	4	4.0	3						
Qualcomm Stadium	0-3-0	6.08	7	26.2	18						
Shea Stadium	1-2-1	2.51	10	28.2	8						
Three Rivers Stadium	3-3-0	6.14	8	29.1	20						
3Com/Candlestick Park	0-2-2	3.86	6	11.2	5						
Turner Field	1-4-0	6.23	7	17.1	12						
Veterans Stadium	3-0-1	1.42	5	19.0	3						
Wrigley Field	1-1-0	4.11	8	30.2	14						

DARREN DREIFORT'S CAREER FIELDING RECORD

POSITION	PCT	G	PO	A	E	TC	DP
Pitcher	.947	204	68	147	12	227	10

DARREN DREIFORT'S CAREER BATTING RECORD

YEAR TEAM	AVG	G	AB	R	H	2B	3B	HR	RBI	SH	SF	HP	BB	SO	SB	CS	E
1994 LOS ANGELES	1.000	28	1	0	1	0	0	0	1	1	0	0	0	0	0	0	2
1996 LOS ANGELES	.000	20	3	0	0	0	0	0	0	0	0	0	0	2	0	0	0
1997 LOS ANGELES	.143	48	7	0	1	0	0	0	0	0	0	0	0	5	0	0	1
1998 LOS ANGELES	.224	33	49	10	11	0	0	1	2	5	0	0	2	22	0	0	4
1999 LOS ANGELES	.210	30	62	7	13	4	0	1	9	4	0	0	3	23	1	0	3
2000 LOS ANGELES	.162	32	68	5	11	3	0	3	8	1	0	1	1	25	0	0	1
2001 LOS ANGELES	.152	16	33	4	5	2	0	1	2	3	0	0	1	20	1	0	1
Major League Totals-7 years	.188	207	223	26	42	9	0	6	22	14	0	1	7	97	2	0	12

CAREER TRANSACTIONS

- Selected by the New York Mets in the 10th round of the June 1990 First-Year Player Draft.
- Selected by Los Angeles in the first round (second overall) in the June 1993 First-Year Player Draft.

DISABLED LIST

- 1995 season (torn medial collateral ligament in right elbow).
- May 12-June 17, 1997 (right elbow tendonitis).
- June 30-end of 2001 season (right elbow surgery)

CAREER SINGLE-GAME BESTS

Low-Hit Complete Game:	2, May 12, 2000 at STL	Most Strikeouts:	11, Aug. 30, 2000 at MIL
Most Innings Pitched - Starter:	9.0 (3 times), last time: May 12, 2000 at STL	Most Walks:	9, April 20, 1999 vs. ATL
Most Innings Pitched - Reliever:	5.1, April 18, 1998 at CHI	Longest Winning Streak:	6 games, July 17-Aug. 13, 2000
		Longest Losing Streak:	6 games, April 16, 1994-Aug. 1, 1996



ERIC GAGNE

38

RIGHT-HANDED PITCHER

Bats/Throws:	Right/Right	Height/Weight:	6-2/195
Opening Day Age:	26	M.L. Service:	1.119
Born:	January 7, 1976 in Montreal, Quebec, Canada		
Resides:	Montreal, Quebec, Canada		
Acquired:	Signed as a non-drafted free agent on July 26, 1995		

CAREER SUMMARY: Has allowed three earned runs or less in 32 of 48 career starts for the Dodgers...has posted a combined 20-5 record with a 2.81 ERA (77 ER/247.0 IP) in 39 minor-league starts over the past three seasons at Double-A and Triple-A...made his Major League debut on Sept. 7, 1999 at Florida and earned first career win on Oct. 1, 1999, at Houston.

2001: Went 6-7 with a 4.75 ERA (80 ER/151.2 IP) in 33 games (24 starts) during three stints with the Dodgers...was second on the team in starts and third in innings pitched...went 5-6 with a 4.92 ERA (75 ER/137.1 IP) in 24 starts and 1-1 with a 3.14 ERA (5 ER/14.1 IP) in nine relief outings...was on the Opening Day roster and started the Dodgers' second game of the season, a 3-2 loss vs. Randy Johnson and the Arizona Diamondbacks...had no decision in the game, allowing one run in 5.0 innings, and left with a 2-1 lead...won his first game of the season on April 19 at San Francisco, 10-1, allowing one run on six hits in a career-high 8.0 innings...after the second inning, allowed just one runner to reach second base...had no decision in his next nine starts, going 0-2 with seven no-decisions and a 6.40 ERA (32 ER/45.0 IP)...struck out a career-high nine batters in a 6-5 Dodger win on April 25 vs. Pittsburgh, but had no decision...had no decision in the Dodgers' 3-2 loss on May 6 at Chicago despite allowing no earned runs and just an infield single by Eric Young (fourth inning) in 7.0 innings...lost 3-1 on May 17 in his hometown of Montreal, allowing solo home runs to Orlando Cabrera and Lee Stevens in the first inning and then shutting out the Expos the next five innings...slugged his first career home run, but matched a career-high with eight earned runs allowed in 2.2 innings and had no decision in the Dodgers' 9-8, 10-inning win on June 3 at Houston...optioned to Triple-A Las Vegas on June 12 and recalled July 4...started that day vs. San Francisco and had no decision in the Dodgers' 4-3 win...pitched 6.0 shutout innings, allowing seven hits, walking one and striking out six...optioned back to Las Vegas on July 5 and recalled on July 15...matched a season and career-high by pitching 8.0 innings (3 ER) and picking up a win in the Dodgers' 6-4 victory in his next start on July 16 at Pittsburgh...was the starter and winner in the Dodgers' record-setting 22-7 victory at Colorado on July 21, allowing seven runs in 6.0 innings...won his season-best third straight start on July 26 vs. Colorado, 3-1...allowed just two hits and no runs through six innings, then allowed a hit and three walks before exiting with one out in the seventh...was 5-3 with a 4.03 ERA after the All-Star break this season and is 9-5 with a 3.78 ERA in his career in the second half...demonstrated good control with nearly a 3:1 strikeout to walk ratio (130:46), allowing two walks or less in 16 of 24 starts and three walks or less in 23 of 24 starts...was 3-0 with a 1.52 ERA in four starts for Triple-A Las Vegas this season and now has a career mark of 36-24 with a 3.17 ERA in 87 minor-league appearances...**2000:** Was 4-6 with a 5.15 ERA (58 ER/101.1 IP) in 20 games...he allowed three earned runs or less in 15 of his 20 appearances...had contract selected from Triple-A Albuquerque on April 15 and went 1-4 with a 4.47 ERA (25 ER/50.1 IP) in his first 10 games (nine starts) for the Dodgers...made his only career relief appearance on May 14 at St. Louis...had no decision as he allowed two runs in 3.1 innings in the Dodgers' 12-10 loss...picked up his first win of the season on June 6 at Texas as he pitched 6.1 scoreless innings in the Dodgers' 7-1 win...optioned to Albuquerque on June 13 and recalled again on June 27...was 0-2 with a 8.19 ERA (27 ER/29.2 IP) in six starts from June 27 to July 27...optioned to Triple-A on July 28, recalled on Sept. 11 and arrived at Bank One Ballpark in Arizona two hours prior to game time only to find out he would be starting that night...allowed just one hit in 6.0 shutout innings to pick up the victory in the Dodgers' 6-3 win against the Diamondbacks...was 3-0 with a 2.53 ERA (6 ER/21.1 IP) in his final four starts of the season...helped lead Triple-A Albuquerque to the postseason in the Pacific Coast League as he went 5-1 with a 3.88 ERA in nine starts...won his only start for the Dukes in the semifinals, defeating Memphis 5-2 on Sept. 7...he compiled a 17-5 record and a 2.94 ERA (73 ER/223.1 IP) in 35 starts at Double-A San Antonio and Triple-A Albuquerque during 1999-2000...*Baseball America* ranked him as the top new impact pitcher prior to the 2000 season...**1999:** Went 1-1 with a 2.10 ERA in five games following Sept. 7 recall from Double-A San Antonio, where he won Texas League Pitcher of the Year honors...pitched 6.0 scoreless innings in Major League debut at Florida on Sept. 7...struck out eight, the most by a Dodger pitcher making his ML debut since Pedro Astacio struck out 10 in the second game of a doubleheader vs. Philadelphia on July 3, 1992...collected first major league hit, a single, in third inning...faced Marlins pitcher Ryan Dempster in rare matchup of two hurlers from Canada...marked first time two Canadian-born pitchers faced each other in a NL game since Reggie Cleveland (St. Louis) and Ferguson Jenkins (Chicago) met on July 28, 1973...Gagne and Dempster were roommates when they played for Team Canada in the 1993 Junior World Championships in Windsor, Ontario...held the Padres to one run on two hits in 7.0 innings on Sept. 22...faced 22 batters, one over the minimum...wore glasses when he pitched but not at the plate...doesn't wear contact lenses because of an old hockey injury...ordered glasses earlier in the season when he could no longer read the catcher's signs...posted a 2.63 ERA in his first four starts...the Dodgers didn't score in his debut and blew leads in two other games...won first Major League game Oct. 1 in 5-1 victory at Houston...allowed no runs on five hits in 6.0 innings...loss dropped eventual NL Central champion Astros into first-place tie with Cincinnati with two games remaining...held opposing batters to .175 (18-for-103) average with Dodgers...posted a 12-4 record and 2.63 ERA in 26 starts for San Antonio...also named Dodger Minor League Pitcher of the Year...led the Texas League in strikeouts (185), ranked second in ERA and third in victories while holding opposing batters to a .201 average...with 55 strikeouts in his last five starts with San Antonio, became the first minor league pitcher in the last three years to compile double-digits in strikeouts in five consecutive starts...was tabbed as one of four "sleepers" in the Dodger minor league system by *Baseball Weekly* prior to 1999 season...pitched 2.0 perfect innings in Double-A All-Star Game July 14 in Mobile, AL...**1998:** Went 9-7 with a 3.74 ERA in 25 starts for Single-A Vero Beach in 1998...struck out 144 batters in 139.2 innings and walked only 48...led Vero Beach in strikeouts and innings pitched and tied for the team lead in wins and games started...among Florida State League leaders, was third in opponents' batting average (.225), fourth in strikeouts, strikeouts per 9.0 innings (9.28) and runners per 9.0 innings (10.96), tied for fourth in complete games (3) and tied for fifth in shutouts (1)...among Dodger minor leaguers, he ranked third in strikeouts, tied for fourth in wins and games started and was seventh in innings pitched...in his final seven starts of the season, he was 5-1 with a 1.63 ERA and fanned 65 batters in 49.0 innings, including 13 in his final start of the year...had consecutive 10-strikeout performances on Aug. 1 and Aug. 9...**1997:** Missed the entire season recovering from "Tommy John" surgery on his right elbow in April...**1996:** Went 7-6 with a 3.28 ERA in 23 games, including 21 starts, for Single-A Savannah...struck out 131 batters in 115.1 innings...averaged 10.22 strikeouts per 9.0 innings...struck out 11 in a 3-0 win at Charleston on April 16...also fanned a career-best 14 batters in a no-decision at Charleston on

June 7...was 3-0 with a 1.31 ERA and 49 strikeouts over 48.0 innings in his last nine starts through August 20.

PERSONAL: Eric Serge Gagne (gan-YAY)...he and his wife Valerie have a daughter, Faye (2)...enters the 2002 season with a one-year contract...graduated from Polyvalente Edouard Montpetit H.S. in Montreal, Quebec, Canada...signed by Claude Pelletier.

ERIC GAGNE'S CAREER PITCHING RECORD

YEAR TEAM	W-L	ERA	G	GS	CG	SHO	SV	IP	H	R	ER	HR	HB	BB	SO	WP	BK
1996 Savannah	7-6	3.28	23	21	1	1	0	115.1	94	48	42	11	1	43	131	7	5
1997	Injured - Did Not Play																
1998 Vero Beach	9-7	3.74	25	25	3	1	0	139.2	118	69	58	16	4	48	144	5	3
1999 San Antonio	12-4	2.63	26	26	0	0	0	167.2	122	55	49	17	8	64	185	6	0
LOS ANGELES	1-1	2.10	5	5	0	0	0	30.0	18	8	7	3	0	15	30	1	0
2000 LOS ANGELES	4-6	5.15	20	19	0	0	0	101.1	106	62	58	20	3	60	79	4	0
Albuquerque	5-1	3.88	9	9	0	0	0	55.2	56	30	24	4	2	23	29	5	0
2001 Las Vegas	3-0	1.52	4	4	0	0	0	23.2	15	4	4	2	0	8	31	2	0
LOS ANGELES	6-7	4.75	33	24	0	0	0	151.2	144	90	80	24	16	46	130	3	1
Major League Totals-3 years	11-14	4.61	58	48	0	0	0	283.0	268	160	145	47	19	121	239	8	1
Dodger Totals-3 years	11-14	4.61	58	48	0	0	0	283.0	268	160	145	47	19	121	239	8	1
Minor League Totals-6 years	36-24	3.17	87	85	4	2	0	502.0	405	206	177	50	15	186	520	25	8

ERIC GAGNE'S CAREER PITCHING BREAKDOWN

2001				CAREER				2001				CAREER					
W-L-S	ERA	G	IP ER	W-L-S	ERA	G	IP ER	W-L-S	ERA	G	IP ER	W-L-S	ERA	G	IP ER		
1-0-0	2.31	5	11.2 3	Arizona	2-0-0	1.53	6	17.2 3	0-1-0	9.00	1	1.0 1	Anaheim	0-1-0	9.00	1	1.0 1
0-2-0	6.94	2	11.2 9	Atlanta	0-4-0	4.74	4	24.2 13	-	-	-	-	Baltimore	-	-	-	-
0-0-0	0.66	2	13.2 1	Chicago	0-0-0	0.66	2	13.2 1	-	-	-	-	Boston	-	-	-	-
0-0-0	4.50	2	12.0 6	Cincinnati	0-1-0	4.28	5	27.1 13	-	-	-	-	Chicago	-	-	-	-
2-0-0	7.08	4	20.1 16	Colorado	3-0-0	7.04	6	30.2 24	-	-	-	-	Cleveland	-	-	-	-
0-0-0	4.50	1	6.0 3	Florida	0-0-0	2.25	2	12.0 3	-	-	-	-	Detroit	-	-	-	-
0-0-0	27.01	1	2.2 8	Houston	1-0-0	8.76	3	12.1 12	-	-	-	-	Kansas City	-	-	-	-
-	-	-	-	Los Angeles	-	-	-	-	-	-	-	-	Minnesota	-	-	-	-
-	-	-	-	Milwaukee	-	-	-	-	-	-	-	-	New York	-	-	-	-
0-1-0	2.08	2	13.0 3	Montreal	0-1-0	2.08	2	13.0 3	-	-	-	-	Oakland	0-1-0	10.80	1	5.0 6
-	-	-	-	New York	0-1-0	6.30	2	10.0 7	-	-	-	-	Seattle	0-1-0	21.60	1	3.1 8
0-1-0	9.00	1	4.0 4	Philadelphia	0-1-0	9.00	1	4.0 4	-	-	-	-	Tampa Bay	-	-	-	-
1-0-0	5.54	2	13.0 8	Pittsburgh	1-0-0	5.21	3	19.0 11	0-0-0	4.50	1	2.0 1	Texas	1-0-0	1.13	2	8.0 1
0-1-0	5.68	2	6.1 4	St. Louis	0-1-0	5.59	3	9.2 6	-	-	-	-	Toronto	-	-	-	-
1-0-0	3.86	3	14.0 6	San Diego	2-0-0	3.22	7	36.1 13	2-4-0	3.69	16	70.2 29	Home	3-9-0	4.32	30	145.2 70
1-1-0	3.10	4	20.1 7	San Francisco	1-2-0	4.08	7	35.1 16	4-3-0	5.67	17	81.0 51	Road	8-5-0	4.92	28	137.1 75
1-1-0	4.40	5	30.0 16	Marr/April	1-2-0	4.57	8	45.1 23	2-3-0	6.28	12	43.0 30	Day	2-5-0	7.12	16	60.2 48
0-2-0	5.46	6	31.1 19	May	0-4-0	5.04	11	55.1 31	4-4-0	4.14	21	108.2 50	Night	9-9-0	3.93	42	222.1 97
0-1-0	10.13	5	10.2 12	June	1-2-0	6.83	8	27.2 21	6-5-0	4.70	31	141.2 74	Grass	10-12-0	4.69	54	262.2 137
3-0-0	3.75	5	34.1 12	July	3-2-0	5.59	10	58.0 36	0-2-0	5.40	2	10.0 6	Turf	1-2-0	3.54	4	20.1 8
0-3-0	4.91	6	33.0 18	August	0-3-0	4.91	6	33.0 18	1-4-0	5.42	17	78.0 47	Pre-ASG	2-9-0	5.43	30	142.2 86
2-0-0	2.19	6	12.1 3	Sept/Oct	6-1-0	2.26	15	63.2 16	5-3-0	4.03	16	73.2 33	Post-ASG	9-5-0	3.78	28	140.1 59
-	-	-	-	-	-	-	-	-	5-6-0	4.92	24	137.1 75	Starter	10-13-0	4.68	48	265.1 138
-	-	-	-	-	-	-	-	-	1-1-0	3.14	9	14.1 5	Reliever	1-1-0	3.57	10	17.2 7

ERIC GAGNE'S CAREER PITCHING BREAKDOWN BY BALLPARK

BALLPARK	W-L-S	ERA	G	IP	ER	BALLPARK	W-L-S	ERA	G	IP	ER
Astrodome	1-0-0	0.00	1	6.0	0	Comerica Park	-	-	-	-	-
Bank One Ballpark	1-0-0	1.64	3	11.0	2	Comiskey Park (new)	-	-	-	-	-
Busch Stadium	0-0-0	3.18	2	5.2	2	Edison Int'l Field/Anaheim	-	-	-	-	-
Cinergy Field/Riverfront Stadium	0-0-0	7.56	2	8.1	7	Fenway Park	-	-	-	-	-
Coors Field	1-0-0	11.05	3	14.2	18	Jacobs Field	-	-	-	-	-
Dodger Stadium	3-9-0	4.32	30	145.2	70	Kauffman/Royals Stadium	-	-	-	-	-
Enron Field	0-0-0	27.00	1	2.2	8	Metrodome	-	-	-	-	-
Miller Park	-	-	-	-	-	Network Assoc./Oak. Coliseum	-	-	-	-	-
Olympic Stadium	0-1-0	3.00	1	6.0	2	Oriole Park at Camden Yards	-	-	-	-	-
Pacific Bell Park	1-0-0	2.70	3	13.1	4	SAFECO Field	0-1-0	21.60	1	3.1	8
PNC Park	1-0-0	3.38	1	8.0	3	SkyDome	-	-	-	-	-
Pro Player Stadium	0-0-0	2.25	2	12.0	3	The Ballpark in Arlington	1-0-0	0.00	1	6.0	0
Qualcomm/Jack Murphy Stadium	2-0-0	3.00	3	18.0	3	Tropicana Field	-	-	-	-	-
Shea Stadium	-	-	-	-	-	Yankee Stadium	-	-	-	-	-
Three Rivers Stadium	-	-	-	-	-	-	-	-	-	-	-
Turner Field	0-2-0	6.35	2	11.1	8	-	-	-	-	-	-
Veterans Stadium	0-1-0	9.00	1	4.0	4	-	-	-	-	-	-
Wrigley Field	0-0-0	0.00	1	7.0	0	-	-	-	-	-	-

GAGNE

ERIC GAGNE'S CAREER FIELDING RECORD

POSITION	PCT	G	PO	A	E	TC	DP
Pitcher	.974	58	18	19	1	38	1

ERIC GAGNE'S CAREER BATTING RECORD

YEAR TEAM	AVG	G	AB	R	H	2B	3B	HR	RBI	SH	SF	HP	BB	SO	SB	CS	E
1999 LOS ANGELES	.200	5	10	1	2	0	0	0	1	0	0	0	0	3	0	0	0
2000 LOS ANGELES	.143	20	28	1	4	0	0	0	0	6	0	0	0	5	0	0	0
2001 LOS ANGELES	.136	33	44	3	6	2	1	1	2	6	0	0	1	13	0	1	1
Major League Totals-3 years	.146	58	82	5	12	2	1	1	3	12	0	0	1	21	0	1	1

CAREER TRANSACTIONS

■ Signed by Los Angeles as a non-drafted free agent on July 26, 1995.

DISABLED LIST

■ Has not spent time on the disabled list in the Major Leagues.

CAREER SINGLE-GAME BESTS

Low Hit Complete Game:	None	Most Strikeouts:	9, April 25, 2001 vs. PIT
Most Innings Pitched - Starter:	8.0 (3 times), last time: July 31, 2001 vs. CIN	Most Walks:	5 (3 times), last time: Sept. 22, 2000 vs. SD
Most Innings Pitched - Reliever:	3.1, May 14, 2000 at STL	Longest Winning Streak:	3 games (twice), last time: July 16-26, 2001
		Longest Losing Streak:	3 (4 times), last time: Aug. 11-31, 2001



CARLOS GARCIA

64

RIGHT-HANDED PITCHER

Bats/Throws:	Right/Right	Height/Weight:	6-1/172
Opening Day Age:	23	M.L. Service:	0.000
Born:	September 23, 1978 in Guaymas Sonora, Mexico		
Resides:	Empalme Sonora, Mexico		
Acquired:	Signed as a non-drafted free agent on July 14, 1996		

CAREER SUMMARY: One of the top pitching prospects in the Dodger organization, he enters his sixth professional season after spending last year rehabilitating from off-season right-shoulder surgery...has played for four teams that have compiled an overall 290-157 record (.649)...led two teams to league championships (La Romana, 1996 and San Bernardino, 2000)...has a career winning percentage of .735 (36-13)...added to the 40-man roster on Nov. 30, 2000.

2001: Did not play all season, rehabilitating from off-season right-shoulder surgery...**2000:** Named the Dodger organization's Minor League Pitcher of the Year and the California League Pitcher of the Year...led San Bernardino to the California League championship, going 14-7 with a 2.57 ERA...earned MVP honors in the series finals...posted a 3-0 record and 1.82 ERA in three playoff starts...ranked among the league leaders in ERA (first, 2.57), wins (tied-first, 14), complete games (tied-first, 2), innings pitched (first, 182.0), shutouts (tied-first, 1), runners per 9.0 innings for a starter (fifth, 11.13) and walks per 9.0 innings for a starter (fifth, 2.42)...was named the Topps Pitcher of the Month in June for the California League when he went 2-2 with a 2.76 ERA...was twice named Pitcher of the Week in the Cal League, on April 17 and June 26...was 4-1 with a 2.14 ERA in April and 4-1 with a 2.72 ERA in July...posted a 1.43 ERA (6 ER, 37.2 IP) in August...was 6-3 with a 2.00 ERA at home...had three different four-game winning streaks...tossed a complete game shutout on May 29 at High Desert...pitched 8.0 scoreless innings on two occasions and 7.0 scoreless innings three times...**1999:** Loaned by the Dodgers to the Mexico City Reds from June 18-Sept. 20, where he posted a 12-4 record...**1998:** Loaned by the Dodgers to Mexico City, where he appeared in 17 games...**1997:** Posted an 8-1 record and a 1.70 ERA in 12 starts for the Dominican Summer League champion La Romana.

PERSONAL: Carlos Garcia...single...signed by Mike Brito.

CARLOS GARCIA'S CAREER PITCHING RECORD

YEAR TEAM	W-L	ERA	G	GS	CG	SHO	SV	IP	H	R	ER	HR	HB	BB	SO	WP	BK
1997 La Romana	8-1	1.70	12	12	3	3	0	69.0	57	17	13	1	3	19	58	7	1
1998 Mexico City	2-1	5.74	17	0	0	0	0	31.1	37	21	20	3	0	15	11	1	0
1999 Mexico City	12-4	4.05	25	25	2	1	0	153.1	170	78	69	9	8	78	58	4	0
2000 San Bernardino	14-7	2.57	27	27	2	1	0	182.0	162	61	52	5	14	49	106	2	3
2001								Injured - Did Not Play									
Minor League Totals - 5 years	36-13	3.18	81	64	7	5	0	435.2	426	177	154	18	25	161	233	14	4

CARLOS GARCIA'S MINOR LEAGUE CAREER FIELDING RECORD

POSITION	PCT	G	PO	A	E	TC	DP
Pitcher	.963	69	29	75	4	108	5

CAREER TRANSACTIONS

- Signed as a non-drafted free agent by Los Angeles on July 14, 1996.
- Loaned by Los Angeles to Mexico City on March 18, 1998.
- Loaned by Los Angeles to Mexico City on June 18, 1999.

DISABLED LIST

- Has not spent time on the disabled list in the Major Leagues.



TOM GOODWIN

28

OUTFIELDER

Bats/Throws:	Left/Right	Height/Weight:	6-1/175
Opening Day Age:	33	M.L. Service:	8.043
Born:	July 27, 1968 in Fresno, CA		
Resides:	Grapevine, TX		
Acquired:	Acquired in a four-player trade with Colorado on July 31, 2000		

CAREER SUMMARY: Speedy left-handed batter, who is in his second stint with the Dodgers, has stolen 50 bases or more in four of his seven full seasons in the Majors...has averaged a stolen base every three games in his Major League career with the Dodgers (1991-93, 2000-present), Kansas City Royals (1994-97), Texas Rangers (1997-99) and Colorado Rockies (2000)...ranks eighth among active Major Leaguers with 329 career stolen bases...Los Angeles recalled him on Sep. 1, 1991 and made his Major League debut that day vs. the Cubs...he singled off Dave Smith in his first big-league plate appearance and three days later on Sept. 4 at Busch Stadium, he stole his first Major League base...hit his first Major League home run off Todd Stottlemire on June 16, 1995 at Oakland.

2001: Appeared in 105 games, recording a .231 batting average (66-for-286) with eight doubles, a team-leading five triples, four homers, 22 RBI and a team-high 22 stolen bases...his 22 steals moved him into eighth place on the active stolen bases leader board with 329...had a career-high five hits on June 3 at Houston during the club's 9-8 win over the Astros...went 5-for-5 with three runs, a double and two stolen bases...the five hits marked a career high...he was 1-for-4 with a walk and a season-high three stolen bases during the club's 6-5 victory vs. the Arizona Diamondbacks on June 5...had a strong road trip from June 1-7 at Houston and Arizona, batting .360 (9-for-25) with six runs, one double, one homer, three RBI, five stolen bases and two walks...batted .351 (20-for-57) with two doubles, one triple, one home run and six RBI with eight stolen bases from June 3-29...the Dodgers were 11-5 during his hot stretch...he batted .323 (21-for-65) with 14 runs scored, three doubles, a triple, homer, six RBI and eight stolen bases during the month of June...recorded a season-high five-game hitting streak from June 27-July 5 during which he batted .364 (8-for-22) with six runs scored, two triples and three RBI...finished the season going 5-for-12 (.417) over his last four games...the Dodgers finished the season 20-3 in games Goodwin got on base via a hit or walk at least twice and 28-10 in games he scored at least one run...**2000:** Acquired from Colorado on July 31 in exchange for Todd Hollandsworth, Kevin Gibbs and Randy Dorame...batted .251 (53-for-211) with one home run, 11 RBI, 16 stolen bases and 29 runs in 56 games with the Dodgers...combined to hit .263 (139-for-528) with six home runs, 58 RBI and 55 stolen bases in 147 games for the Dodgers and Rockies...his 55 stolen bases were second in the Major Leagues behind Luis Castillo of Florida who had 62 thefts...hit in a career-high 14 consecutive games from Aug. 30-Sept. 13, batting .305 (18-for-59)...hit his first career homer as a Dodger on Sept. 11 at Arizona off Armando Reynoso...was especially tough on lefties, batting .340 vs. southpaws and .244 vs. right-handers...batted .312 (53-for-170) with runners on base and .301 (34-for-113) with runners in scoring position...batted .350 or better vs. six different teams, hitting .375 vs. Oakland, .545 vs. Seattle, .500 vs. Texas, .364 vs. Atlanta, .394 vs. Montreal and .350 vs. St. Louis...hit his first career grand slam off the New York Mets' Dennis Cook on April 30...**1999:** Limited by injury, he started 103 games for the Rangers...strained his hip flexor on June 11 against Colorado in Arlington...after a sixth-inning single off Darryl Kile, he pulled the muscle while going from first to third...in essence, the injury sidelined him for two months...he was still third in the league with 39 steals...before the setback, he opened the year 14-for-73 (.192) over his first 20 games...he swiped his 20th base in the Rangers' 40th game, faster than any player in club history...stole at least two bases in 10 different games, including a trio of three-strike contests...after his first career stint on the disabled list, the Rangers activated him June 27 and he returned to the lineup that night (1-for-4) at Seattle, but aggravated the hip and went back on the DL after the game...upon his return on Aug. 6, after rehabbing at Charlotte, he fell into a 5-for-32 (.156) spell over his first nine games back...however, he rebounded to hit .304 (49-for-161) over the season's final 44 contests...even sharper over his last 27 games, he hit .354 (35-for-39) and closed the season with 71 straight errorless games...also closed the year on a season-long 11-game hitting streak...posted four hits for the fifth time in his career on Aug. 17 at Jacobs Field...earlier in the year, on May 7 at SkyDome, Goodwin bashed his first career leadoff home run...batted leadoff before the break, but shifted to ninth for most of the second half...**1998:** Paced the Rangers and finished seventh in the AL with 38 steals...also ranked third in the junior circuit in singles (133) and set career highs with a .290 average, 154 games, 151 hits, 73 walks and 102 runs...his average stood at .387 (36-for-93) on May 1, but it fell to .273 at the break...a strong second-half raised it to .296 as late as Sept. 17...away from

Arlington, Goodwin hit .304 (79-for-260)...he also hit .300 (24-for-80) against left-handed pitchers...in the leadoff role, he hit .295 (195-for-491) with a .383 on-base percentage, second among AL leadoff hitters...only Oddibe McDowell (105) in 1986 scored more runs as a Rangers' leadoff hitter...had an 85-game errorless streak snapped on June 7...Goodwin grounded into just two double plays in 520 at-bats, the fourth highest ratio in the league (260:1)...hampered by a jammed left shoulder for parts of the season, he went 1-for-4 in two ALDS games vs. the Yankees....**1997:** Combined to hit .260 with two homers, 39 RBI and 50 stolen bases in 150 games with the Royals and Rangers...his 36 infield hits led the league, and he finished tied for first with 41 bunts put into play...his 50 steals were third...made 93 starts for Kansas City before the Royals traded him to Texas for infielder Dean Palmer on July 25...still led the Royals with 36 steals...**1996:** Kansas City's Player of the Year, his 66 stolen bases finished second to Kenny Lofton (75) for the second straight season...made 130 starts, 68 in center and 62 in right...the AL's toughest hitter to double up, he rolled into a double play three times in 524 at-bats...his 21 sacrifice hits also led the league...enjoyed 16 straight steals without getting caught, July 20-Aug. 14...he began that streak with his 100th career steal on July 20 at Comiskey Park...had arthroscopic surgery on his right shoulder on Oct. 16...doctors repaired minor tearing in his rotator cuff and labrum, and he was full speed by spring training...**1995:** In his first full Major League season, led the league with 14 sacrifice hits and tied for second with 50 steals...hit his first Major League home run (off Todd Stottlemyre) on June 16 at Oakland...the solo shot tied the game in the ninth with two out...**1994:** Claimed on waivers, he earned a spot on Kansas City's Opening Day roster...he played two games before an option to Triple-A Omaha, where he spent the rest of the year...*Baseball America* named him the American Association's fastest baserunner and best defensive outfielder...**1993:** For the second straight year, he made three round trips between the Dodgers and Triple-A Albuquerque...was with Los Angeles from Opening Day to April 22, June 18-July 15 and Sept. 6 to season's end...scored five of his six runs after Tommy Lasorda inserted him as a pinch-runner...**1992:** Began the year at Triple-A, but made three Major League tours...on Aug. 18 vs. the Mets, he went 3-for-3 with two steals, his first career multi-hit and multi-steal contest...appeared in 18 games as a pinch-runner and scored in eight of those games...a PCL All-Star at Albuquerque, he batted .301...**1991:** *Baseball America* called him the best baserunner at the Triple-A level, after he stole 48 bases in 71 attempts...Los Angeles recalled him on Sept. 1 and he made his Major League debut that night vs. the Cubs...singled off Dave Smith in his first big-league plate appearance...three days later on Sept. 4 at Busch Stadium, he stole his first Major League base...**1990:** Began the year, his first full season as a professional, at Single-A Bakersfield...after a promotion to Double-A San Antonio, he went on to garner All-Star recognition and lead the Texas League with 60 steals...all told, his 82 combined bags led all of minor league baseball...**1989:** Established a Pioneer League record with 60 steals, and hit .308 in 63 games.

PERSONAL: Tom and his wife, Staycee, have two children, Weslee (7) and Winston (5)...Goodwin, one of four kids has quite an accomplished family...his mother, Frances, was the first African-American school teacher in Fresno, CA...his agent is his older brother, Hugh, who's also a certified public accountant...older brother Paul is a pilot for a major airline...and, older sister Anna is an attorney in San Jose, CA...he served as honorary chairman of the Rangers' Wells Fargo Rookie League program from 1998-99...a two-time All-America at Fresno State (1988-89), he led all Division-I players in stolen bases each year...in Aug. 1988, he went to Seoul, South Korea, and helped Team USA earn the gold medal at the Summer Olympics...a 1986 graduate of Fresno Central High School, he split his springs between the track and the baseball diamond...originally signed by Deni Pacini of the Dodgers.

TOM GOODWIN'S CAREER BATTING RECORD

YEAR	TEAM	AVG	G	AB	R	H	2B	3B	HR	RBI	SH	SF	HP	BB	SO	SB	CS	E
1989	Great Falls	.308	63	240	55	74	12	3	2	33	1	2	2	28	30	60	8	1
1990	Bakersfield	.291	32	134	24	39	6	2	0	13	1	0	0	11	22	22	4	0
	San Antonio	.278	102	428	76	119	15	4	0	28	8	3	1	38	72	60	11	3
1991	Albuquerque	.273	132	509	84	139	19	4	1	45	10	3	2	59	83	48	23	3
	LOS ANGELES	.143	16	7	3	1	0	0	0	0	0	0	0	0	0	1	1	0
1992	Albuquerque	.301	82	319	48	96	10	4	2	28	6	3	1	37	47	27	10	1
	LOS ANGELES	.233	57	73	15	17	1	1	0	3	0	0	0	6	10	7	3	0
1993	LOS ANGELES	.294	30	17	6	5	1	0	0	1	0	0	0	1	4	1	2	0
	Albuquerque	.260	85	289	48	75	5	5	1	28	5	4	2	30	51	21	6	2
1994	KANSAS CITY	.000	2	2	0	0	0	0	0	0	0	0	0	0	1	0	0	0
	Omaha	.308	113	429	67	132	17	7	2	34	5	3	4	23	60	50	20	2
1995	KANSAS CITY	.288	133	480	72	138	16	3	4	28	14	0	5	38	72	50	18	3
1996	KANSAS CITY	.282	143	524	80	148	14	4	1	35	21	1	2	39	79	66	22	5
1997	KANSAS CITY	.272	97	367	51	100	13	4	2	22	11	1	2	19	51	34	10	1
	TEXAS	.237	53	207	39	49	13	2	0	17	0	2	1	25	37	16	6	2
1998	TEXAS	.290	154	520	102	151	13	3	2	33	10	3	2	73	90	38	20	3
	TEXAS	.259	109	405	63	105	12	6	3	33	7	3	0	40	61	39	11	3
2000	Charlotte	.364	3	11	2	4	1	0	0	0	0	0	0	1	4	0	0	0
	COLORADO	.271	91	317	65	86	8	8	5	47	5	4	1	50	76	39	7	3
2001	LOS ANGELES	.251	56	211	29	53	3	1	1	11	0	0	0	18	41	16	3	0
	LOS ANGELES	.231	105	286	51	66	8	5	4	22	1	2	0	23	58	22	8	1
	Wilmington#	.400	2	5	2	2	0	1	0	1	0	1	0	1	0	0	0	0
Major League Totals - 11 years		.269	1046	3416	576	919	102	37	22	252	69	16	13	332	580	329	111	21
Dodger Totals - 5 years		.239	264	594	104	142	13	7	5	37	1	2	0	48	113	47	17	1
Minor League Totals - 8 years		.288	614	2364	406	680	85	30	8	210	36	19	12	228	369	288	82	12

Minor League Rehabilitation Assignment

TOM GOODWIN'S CAREER BATTING BREAKDOWN

2001					CAREER					2001					CAREER						
AVG	AB	H	HR	RBI	TEAM	AVG	AB	H	HR	RBI	AVG	AB	H	HR	RBI	TEAM	AVG	AB	H	HR	RBI
.182	33	6	2	4	Arizona	.226	106	24	3	9	.333	9	3	0	0	Anaheim	.236	191	45	2	17
.000	8	0	0	0	Atlanta	.273	33	9	1	5	-	-	-	-	-	Baltimore	.252	163	41	0	5
.250	4	1	0	0	Chicago	.228	57	13	1	3	-	-	-	-	-	Boston	.284	169	48	1	10
.111	9	1	0	0	Cincinnati	.109	46	5	0	1	-	-	-	-	-	Chicago	.285	193	55	0	16
.158	19	3	0	0	Colorado	.227	66	15	0	2	-	-	-	-	-	Cleveland	.328	192	63	1	16
.375	16	6	0	0	Florida	.268	41	11	0	1	-	-	-	-	-	Detroit	.293	174	51	1	11
.308	26	8	0	1	Houston	.295	95	28	0	5	-	-	-	-	-	Kansas City	.379	66	25	0	7
-	-	-	-	-	Los Angeles	.196	51	10	0	2	-	-	-	-	-	Minnesota	.266	192	51	1	15
.091	11	1	0	3	Milwaukee	.271	203	55	0	11	.125	8	1	0	0	New York	.178	163	29	1	9
.250	8	2	1	1	Montreal	.366	41	15	2	8	.000	8	0	0	0	Oakland	.223	193	43	4	18
.333	9	3	0	0	New York	.325	40	13	1	5	-	-	-	-	-	Seattle	.323	201	65	1	19
.200	15	3	0	2	Philadelphia	.262	42	11	0	4	-	-	-	-	-	Tampa Bay	.302	63	19	0	5
.125	16	2	0	0	Pittsburgh	.242	66	16	0	3	.600	5	3	0	0	Texas	.312	138	43	0	13
.182	11	2	1	1	St. Louis	.270	37	10	1	4	-	-	-	-	-	Toronto	.274	201	55	1	8
.279	43	12	0	7	San Diego	.220	100	22	0	9	.215	130	28	1	10	Home	.270	1658	448	10	126
.321	28	9	0	3	San Francisco	.282	103	29	0	11	.244	156	38	3	12	Road	.268	1758	471	12	126
.197	71	14	1	10	March/April	.244	499	122	3	34	.247	77	19	0	5	Day	.282	923	260	3	64
.236	72	17	1	1	May	.288	645	186	6	44	.225	209	47	4	17	Night	.264	2493	659	19	188
.323	65	21	1	6	June	.293	570	167	3	40	.231	277	64	3	21	Grass	.267	3001	802	18	220
.162	37	6	0	3	July	.238	495	118	2	36	.222	9	2	1	1	Turf	.282	415	117	4	32
.077	13	1	0	0	August	.251	609	153	4	49	.247	223	55	3	17	Pre-ASG	.273	1866	509	12	130
.250	28	7	1	2	Sept./Oct.	.289	598	173	4	49	.175	63	11	1	5	Post-ASG	.265	1550	410	10	122
.067	15	2	0	0	Pinch-Hitting	.188	48	9	0	2	.250	32	8	1	4	vs. LHP	.289	727	210	3	54
-	-	-	-	-	DH	-	-	-	-	-	.228	254	58	3	18	vs. RHP	.264	2689	709	19	198

TOM GOODWIN'S CAREER HITTING BREAKDOWN BY BALLPARK

BALLPARK	AVG.	AB	H	HR	RBI	BALLPARK	AVG.	AB	H	HR	RBI
Astrodome	.154	13	2	0	0	Comerica Park	-	-	-	-	-
Atlanta Fulton-Co. Stadium	.500	2	1	0	0	Comiskey Park (new)	.244	86	21	0	5
Bank One Ballpark	.208	77	16	2	6	Edison Int'l Field/Anaheim	.294	109	32	2	16
Busch Stadium	.353	17	6	1	3	Fenway Park	.305	82	25	0	6
Cinergy Field/Riverfront Stadium	.115	26	3	0	0	Jacobs Field	.343	102	35	1	7
Coors Field	.321	187	60	4	37	Kauffman/Royals Stadium	.273	704	192	2	35
County Stadium	.262	103	27	0	5	Kingdome	.345	87	30	1	9
Dodger Stadium	.229	314	72	1	13	Metrodome	.252	103	26	1	11
Ernon Field	.292	24	7	0	1	Network Assoc./Oak. Coliseum	.235	115	27	1	9
Mile High Stadium	.000	1	0	0	0	Oriole Park at Camden Yards	.261	88	23	0	2
Miller Park	-	-	-	-	-	SAFECO Field	.545	11	6	0	1
Olympic Stadium	.500	12	6	1	1	SkyDome	.261	115	30	1	4
Pacific Bell Park	.182	22	4	0	2	The Ballpark in Arlington	.276	594	164	3	47
PNC Park	.167	6	1	0	0	Tiger Stadium	.318	85	27	0	6
Pro Player Stadium	.136	22	3	0	0	Tropicana Field	.407	27	11	0	2
Qualcomm/Jack Murphy Stadium	.224	67	15	0	7	Yankee Stadium	.160	75	12	0	4
Shea Stadium	.250	16	4	0	0						
3Com-Park/Candlestick Park	.241	29	7	0	2						
Three Rivers Stadium	.300	20	6	0	3						
Turner Field	.348	23	8	1	5						
Veterans Stadium	.167	18	3	0	1						
Wrigley Field	.206	34	7	0	2						

TOM GOODWIN'S CAREER FIELDING RECORD

POSITION	PCT	G	PO	A	E	TC	DP
Outfield	.990	954	2153	34	21	2208	8

CAREER TRANSACTIONS

- Selected by Los Angeles in the first round (22nd overall) of the June 1989 First Year Player Draft.
- Claimed off waivers by Kansas City on Jan. 6, 1994.
- Acquired by Texas from Kansas City for Dean Palmer (3B) on July 25, 1997.
- Signed as a free agent by Colorado on Dec. 8, 1999.
- Acquired by Los Angeles from Colorado for Todd Hollandsworth (OF), Randy Dorame (LHP) and Kevin Gibbs (OF) on July 31, 2000.

DISABLED LIST

- June 11-26, 1999 (strained hip flexor).
- June 28-Aug. 6, 1999 (strained hip flexor).
- July 21-Aug. 9, 2001 (strained right hamstring).

CAREER SINGLE-GAME BESTS

Most Hits:	5, June 3, 2001 at HOU	Most Stolen Bases:	4, June 7, 2000 at SEA
Most RBI:	5, April 30, 2000 vs. NY	Most Walks:	3 (5 times), last time: Aug. 2, 2000 at PIT
Most HR:	1 (22 times), last time: Sept. 7, 2001 at STL	Longest Hitting Streak:	14 games, Aug. 30 - Sept. 13, 2000
Most Runs:	4 (2 times), last time: June 18, 2000 vs. ARI	Career Grand Slams:	1, April 30, 2000 vs. NYM (Dennis Cook)



SHAWN GREEN

15

OUTFIELDER

Bats/Throws:	Left/Left	Height/Weight:	6-4/200
Opening Day Age:	29	M.L. Service:	7.063
Born:	November 10, 1972 in Des Plaines, IL		
Resides:	Newport Beach, CA		
Acquired:	Acquired in a four-player trade with the Toronto Blue Jays on November 8, 1999		

CAREER SUMMARY: After collecting just 42 home runs and 153 RBI in his first five Major League seasons (1993-97), Green has slugged 150 homers and driven in 447 runs the last four years for an average of 38 homers and 112 RBI...also has 152 doubles and has averaged 81 extra-base hits over the last three seasons...Green has totaled 239 doubles, 192 home runs, 600 RBI and 120 stolen bases over his nine-year career with the Toronto Blue Jays and Dodgers...hit home run No. 40 of the 2001 season at Atlanta off Tom Glavine on Aug. 24 to become just the fifth player in Major League Baseball history to hit 40 or more home runs in both leagues, having hit 42 in 1999 with Toronto...made his Major League debut on Sept. 28, 1993 at Milwaukee and collected his first big league hit on June 13, 1994 at Cleveland off Mark Clark...connected for his first home run on May 14, 1995 at Milwaukee off Cal Eldred.

2001: Green finished 2001 with one of the greatest offensive seasons in the 112-year history of the Dodgers...he established career-highs in both home runs (49) and RBI (125)...the RBI mark established by Green broke the previous Los Angeles Dodger record for RBI by a left-handed batter (99), previously set by Darryl Strawberry (1991) and Green (2000)...the home run mark established a new franchise record formerly shared by Duke Snider (1956) and Gary Sheffield (2000) with 43 round-trippers...the last left-handed Dodger batter with more RBI in a season was Snider with 136 in 1955 while Green's 125 also marked the second-highest RBI total in LA Dodger history behind Tommy Davis' 153 in 1962...led the team in games (161), runs scored (121), hits (184), total bases (370), doubles (31) and slugging percentage (.598)...his 370 total bases and 84 extra-base hits established new LA Dodger records...his 121 runs were nine short of the LA Dodger single-season record set by Maury Wills in 1962...held the active Major League mark for consecutive games played with 415 before missing the Dodgers' Sept. 26 contest vs. San Francisco in observance of Yom Kippur...recorded six multi-homer games in 2001, including a three home run contest against the Montreal Expos on Aug. 15...has now registered 17 multi-homer games in his career...reached base five times on April 22 with four hits and one walk vs. San Diego as the club celebrated "Jewish Community Day"...had an RBI-single in the first and added a solo home run to right in the fourth...his four hits in the game tied a career high for the fifth time (last time: Sept. 29, 1999 at Tampa Bay)...made his first career start at first base on June 27 at San Francisco during the club's 7-3 victory...hit home runs in five consecutive games from July 21-26 which set an LA Dodger record and marked the most homers in consecutive games by a Dodger batter since Roy Campanella also hit home runs in five straight, June 11-17, 1950...Green's previous career high for consecutive games with a homer was four, which he accomplished from April 5-9, 1998 while with Toronto...was 1-for-3 with a three-run round-tripper on July 27 vs. Colorado during the club's 4-2 victory to give him 29 homers, surpassing Darryl Strawberry's (28 in 1991) record for home runs by an LA Dodger left-handed batter...Green was 3-for-5 with a double and two-run homer on July 28 vs. Colorado to give him seven home runs in his previous eight games and 30 for the season to become only the fourth left-handed batter in Dodger history to hit 30 or more home runs in a season joining Duke Snider (1950, 1953-57), Dolph Camilli (1941) and Babe Herman (1930)...was 3-for-5 with three home runs and seven RBI during the club's 13-1 win over the Expos on Aug. 15 to set new career highs in homers and runs driven in...the last Dodger with three home runs in a game was Kevin Elster on April 11, 2000 at San Francisco, while the last Dodger to record seven RBI was Mike Piazza on Aug. 27, 1995 at Philadelphia...was 1-for-3 with a home run to increase his RBI total to 100, setting a new LA Dodger record for RBI by a left-handed batter during the team's 5-4 loss vs. New York on Aug. 18...the last Dodger left-hander with 100 RBI was Duke Snider who drove in 101 in 1956...hit home run No. 40 at Atlanta off Tom Glavine on Aug. 24 to become just the fifth player in Major League Baseball history to hit 40 or more home runs in both leagues, having hit 42 in 1999 with Toronto...others to accomplish the feat are Darrell Evans, Ken Griffey, Jr., David Justice and Mark McGwire...recorded his 48th home run of the season on Sept. 25 in the club's 9-5 victory over the Giants...his 49th homer, hit on Oct. 5 at San Francisco, helped him become only the fifth left-handed batter in National League history to hit 49 or more homers in one season joining Barry Bonds (49 in 2000 and 73 in 2001), Luis Gonzalez (56 in 2001), Johnny Mize (51 in 1947) and Larry Walker (49 in 1997)...batted .307 and connected for 29 home runs with 61 RBI in 73 games after the All-Star Game...only Sammy Sosa (35) and Barry Bonds (34) had more home runs after the Mid-Summer Classic break...**2000:** Batted .269 with 44 doubles, four triples, 24 home runs, 99 RBI and 24 stolen bases in first season with the Dodgers...was the only Dodger to play in all 162 games, tying him for the National League lead with Arizona's Luis Gonzalez and Colorado's Neifi Perez...his 44 doubles rank second in Los Angeles Dodgers' history behind Wes Parker's 47 doubles in 1970...his 72 extra-base hits rank fourth in Los Angeles Dodgers' history...on Sept. 11 at Arizona he swiped his 20th base to become the seventh Dodger ever to steal 20 or more bases and hit 20 or more homers in the same season...reached base safely via hit or walk in 53 consecutive games from April 25-June 23...his 99 RBI were tied for the most by a Los Angeles Dodger left-hander in history, equaling Darryl Strawberry, who had 99 in 1991...ranked seventh in the National League with 610 at bats...had two nine-game hitting streaks, batting .349

(14-for-39) from April 4-14 and .368 (14-for-38) from May 26-June 5...had 33 two-hit games and 11 three-hit games...also collected two RBI in a game 10 times, three RBI seven times and four RBI three times...batted .309 with five home runs and 15 RBI in April and .367 with five home runs and 24 RBI in May...hit .294 with 26 doubles, two triples, 13 home runs and 59 RBI in 86 games prior to the All-Star Game and .241 with 18 doubles, two triples, 11 home runs and 40 RBI in 76 games after the break...hit two home runs in a game on April 30 vs. Florida and July 23 vs. San Francisco, the 10th and 11th multi-homer games of his career...hit his third career grand slam home run on May 21 at Florida off Vic Darenbourg and his fourth career grand slam on May 29 vs. the New York Mets' Al Leiter...the two grand slams were tied for second in the National League in that category...hit .467 (7-for-15) with three doubles, two home runs and 21 RBI when batting with the bases loaded...has a career average of .348 (24-for-69) with four home runs and 73 RBI when batting with the bases loaded...all four of his career grand slams have been hit off lefties...hit .361 with three home runs and 11 RBI in nine games against Florida...**1999:** Proved his breakout 1998 season was no fluke, backing it up with a then career-best numbers in average (.309), runs (134), hits (190), doubles (45), home runs (42), RBI (123), walks (66), total bases (361), on-base percentage (.384) and slugging percentage (.588)...ranked among the Top 10 AL batters in nine of 15 offensive categories...led all AL batters in total bases, doubles and extra-base hits (87), tied for second in runs, fifth in slugging percentage, tied for fifth in homers, tied for sixth in RBI, tied for eighth in multi-hit games (56), tied for ninth in hits and was 10th in homers per at-bat (14.6 AB per HR)...in the Blue Jays' single-season record book, set franchise record in extra-base hits and runs scored, was second in doubles and total bases, third in RBI and fourth in slugging percentage...hit in a career-high and franchise-record 28-straight games from June 29-July 31 (.366/41-for-112, 12 HR, 27 RBI)...was the longest streak in the AL...led AL right fielders in fielding percentage at .997 (1 E/347 TC) and won his first Rawlings Gold Glove Award...committed only error, June 28 at Tampa Bay after 147 total chances...was selected to his first career All-Star Game, being named as a reserve by Yankees' Manager Joe Torre for the Mid-Summer Classic at Fenway Park...went 1-for-1 with a single

NL ALL-TIME SINGLE
SEASON HOME RUN
LEADERS BY LEFT-HANDERS

Players	Home Runs	Year
Barry Bonds	73	2001
Luis Gonzalez	57	2001
Johnny Mize	51	1947
Larry Walker	49	1997
Barry Bonds	49	2000
Shawn Green	49	2001

off Houston's Jose Lima...also participated in the home run derby...opened the season hitting .324 in April and tied the club record for homers in that month with nine...on April 22, became the second player to homer into the right field fifth deck at SkyDome...stole a career-high three bases on April 27 in Anaheim...had his first of three multi-homer games on the season at Anaheim on April 28...continued hot streak in May, posting a .327 average with 28 RBI, his best RBI month of the season...suffered a fracture of the pisiform bone in his left wrist May 28 after being hit by New York's Andy Pettitte - missed 10 starts during which time the club was 2-8...injury snapped a string of 155 consecutive games played dating back to 1998...played June 4 but was removed after two at-bats...pinch-ran on June 9...returned to the lineup for good June 11...did not homer in nine games upon return until June 21 vs. Kansas City, when he posted his second two-homer game and tied a then career-high with five RBI...collected 100th career homer on July 4 off Tampa Bay's Rick White at SkyDome...was also his third multi-homer game of the season after hitting 99th career homer earlier in the game...collected extra base hits in nine-straight games from July 17-25 during his hit streak, two short of the club and AL record set by Jesse Barfield...had 25 home runs at the All-Star break, the second-most ever by a Blue Jay (George Bell had 29 in 1987)...hit his second career grand slam July 19 vs. Atlanta's Bruce Chen...became the fifth player in franchise history to reach 40 home runs in a season Sept. 22 against Boston's Mark Portugal...matched season high with his second five RBI game of the season Sept. 28 at Tampa Bay...did not go three games without a hit...joined George Bell in 1998-99 as the only other Blue Jays to post consecutive 100-run, 100-RBI seasons...his 42 homers in 1999 marked only the fifth time a Blue Jay hit 40 or more roundtrippers...his career .505 slugging percentage ranked third in Blue Jays history and his .286 average tied for fifth with Bell...was the fifth player in club history to post consecutive 30-homer seasons...**1998:** In his breakout Major League season, became the first player in Blue Jays' history to collect 30 stolen bases and 30 home runs in the same season and only the ninth in AL annals...was also the eighth player in club history to reach 20/20...finished the season with career highs in games (158) and at-bats (630) and then career highs in runs (106), hits (175), doubles (33), home runs (35), total bases (321), RBI (100) and stolen bases (35)...among AL batting leaders, finished third in strikeouts (142), fifth in at-bats, ninth in total bases and tied for 10th in homers and games played...started the season 0-for-11 at the plate and then tied a club record homering in four consecutive games April 5, 7-9...the homer on April 8 came vs. Minnesota's Greg Swindell was his second career round-tripper against a left-handed pitcher...finished the season starting 147 games, 115 in right field and 32 in center field...hit leadoff July 12 at Detroit, a career first...hit his first career grand slam July 17 against Yankees' left-hander Mike Stanton as part of a two-homer, five-RBI day...first career four-hit game came on Aug. 2 at Minnesota...set a new club mark with 10 homers in August...homered Sept. 27, the season finale, to reach 100 RBI and become the seventh player to also score more than 100 runs in the same season in Blue Jays' history...was fourth in the AL with a career-high 14 outfield assists...**1997:** Posted then career highs in homers (16), runs (57), hits (123), walks (36), stolen bases (14) and games (135)...started 114 games, 44 in right field, 37 in left field and 33 at designated hitter...led all AL designated hitters in batting average at .355 (44-for-124) and slugging percentage at .629...collected first career multi-homer game April 25 vs. Seattle, hitting two solo home runs against Dennis Martinez...recorded six outfield assists...**1996:** Hit .280 in a then career-high 132 games, including a .337 mark after the All-Star break...homered in consecutive games for the first time in his career April 24-25 vs. Oakland...after compiling a .211 average through June 7, hit .324 (83-for-256) the remainder of the season...tied a Major League record with two outfield assists in one inning July 21 vs. Detroit...led the Blue Jays and tied for eighth in the AL with 10 outfield assists...was third in the AL in fielding percentage among right fielders (.992)...started 115 games, 114 in right and one as the designated hit-

ter...**1995**: Made 97 starts in right field and batted a then career-best .288 in 121 games...slugged his first Major League round-tripper May 14 at Milwaukee off right-hander Cal Eldred...tied Blue Jay record for putouts by an outfielder with nine July 18 at Minnesota...ended an 0-for-9 pinch-hitting streak with his first career pinch-homer Aug. 19...legged out three doubles Sept. 21 to give him 31, the most ever by a Blue Jays rookie...hit in 14 consecutive games Aug. 29-Sept. 12 (20-for-51, .392), tying a Blue Jays rookie record set by Alfredo Griffin in 1979...his nine outfield assists tied him with Joe Carter for the club lead and sixth in the AL...his 15 homers ranked third-best by a Blue Jays rookie...50 extra-base hits set a Blue Jays rookie record, surpassing Damaso Garcia's 41 non-singles in 1980...led the club with a .509 slugging percentage, the highest mark by a Blue Jays rookie and the first rookie to lead the club in that category...**1994**: Enjoyed his second taste of Major League action after winning Triple-A Syracuse MVP honors and the International League batting title with a .344 mark...also ranked third in the International League in runs (82), hits (149) and on-base percentage (.401) and fourth in slugging percentage (.510)...ranked first among outfielders with a .996 fielding percentage...was the Blue Jays' Minor League Player of the Month in May after batting .350 with four homers and 16 RBI...called up to Toronto June 10 and hit just .091 in 13 games...collected his first big league hit June 13 at Cleveland off Mark Clark...was optioned back to Syracuse July 9...participated in the International League All-Star Game and was named to the *Baseball America* Triple-A All-Star team...was voted the International League's best batting prospect, best outfield arm and most exciting player in *Baseball America's* "Tools of the Trade" pool...**1993**: In just his second pro season, made the jump to Double-A Knoxville where he played in just 99 games due to a broken right thumb suffered in early June...recovered from the injury and was called up to Toronto for the first time in his career Sept. 24, going hitless in six at-bats in three games as an extra prior to the Blue Jays winning the World Series...averaged better than a hit per game at Knoxville (102 hits, 99 games)...named by *Baseball America* as one of the Southern League's Top 10 outfield prospects...**1992**: In his first pro season, broke in with Single-A Dunedin and was selected to the Florida State League All-Star team...posted an 18-game hitting streak from April 28-May 13...fractured his left thumb June 24 while sliding into second base...played 106 games in the outfield.

PERSONAL: Shawn David Green...married the former Lindsay Bear during the 2001 offseason...enters the third season of a six-year contract through the 2005 season...will donate \$250,000 of his salary during each year of his contract to the Dodgers' Dream Foundation, totalling \$1.5 million over the six years...attended Tustin High School in nearby Tustin, CA...tied the California Interscholastic Federation hit record with 147 during his senior year...received a baseball scholarship offer from Stanford University but signed with Toronto on Sept. 25, 1991 after he was the Blue Jays' first-round selection (16th overall) in the June 1991 First-Year Player Draft...donated a portion of his signing bonus with the Blue Jays to the Metropolitan Toronto Housing Authority Breakfast Club, which provided needy children with hearty meals on a daily basis throughout Toronto...honored at the Baseball Assistance Team's annual Going to Bat for BAT fundraising dinner as the recipient of the Bart Giamatti Award for his off the field involvement in the community in 2000...recently named to the Jewish Sports Hall of Fame in Los Angeles...was a first-team selection on the 1991 *USA Today* All-USA High School baseball team...signed by John Cole of Toronto.

SHAWN GREEN'S CAREER BATTING RECORD

YEAR TEAM	AVG	G	AB	R	H	2B	3B	HR	RBI	SH	SF	HP	BB	SO	SB	CS	E
1992 Dunedin	.273	114	417	44	114	21	3	1	49	5	8	4	28	66	22	9	5
1993 Knoxville	.283	99	360	40	102	14	2	4	34	6	1	5	26	72	4	9	8
TORONTO	.000	3	6	0	0	0	0	0	0	0	0	0	1	0	0	0	0
1994 Syracuse	.344	109	433	82	149	27	3	13	61	2	4	4	40	54	19	7	1
TORONTO	.091	14	33	1	3	1	0	0	1	0	0	0	1	8	1	0	0
1995 TORONTO	.288	121	379	52	109	31	4	15	54	0	3	3	20	68	1	2	6
1996 TORONTO	.280	132	422	52	118	32	3	11	45	0	2	8	33	75	5	1	2
1997 TORONTO	.287	135	429	57	123	22	4	16	53	1	4	1	36	99	14	3	3
1998 TORONTO	.278	158	630	106	175	33	4	35	100	1	3	5	50	142	35	12	7
1999 TORONTO	.309	153	614	134	190	45	0	42	123	0	5	11	66	117	20	7	1
2000 LOS ANGELES	.269	162	610	98	164	44	4	24	99	0	6	8	90	121	24	5	6
2001 LOS ANGELES	.297	161	619	121	184	31	4	49	125	0	5	5	72	107	20	4	6
Major League Totals - 9 years	.285	1039	3742	621	1066	239	23	192	600	2	28	41	368	738	120	34	31
Dodger Totals - 2 years	.283	323	1229	219	348	75	8	73	224	0	11	13	162	228	44	9	12
Minor League Totals - 3 years	.302	322	1210	166	365	497	8	18	144	13	13	13	94	192	45	25	14

SHAWN GREEN'S CAREER ALL-STAR GAME BATTING RECORD

YEAR TEAM, SITE	AVG	G	AB	R	H	2B	3B	HR	RBI	SH	SF	HP	BB	SO	SB	CS	E
1999 TORONTO, at Bos.	1.000	1	1	0	1	0	0	0	0	0	0	0	0	0	0	0	0
All-Star Game Totals	1.000	1	1	0	1	0	0	0	0	0	0	0	0	0	0	0	0

SHAWN GREEN'S CAREER BATTING BREAKDOWN

2001					CAREER					2001					CAREER						
AVG	AB	H	HR	RBI	TEAM	AVG	AB	H	HR	RBI	AVG	AB	H	HR	RBI	TEAM	AVG	AB	H	HR	RBI
.292	72	21	6	14	Arizona	.294	119	35	6	15	.240	25	6	0	1	Anaheim	.275	171	47	8	25
.333	24	8	3	5	Atlanta	.382	89	34	11	25	-	-	-	-	-	Baltimore	.277	184	51	8	14
.158	19	3	1	1	Chicago	.226	53	12	4	8	-	-	-	-	-	Boston	.320	222	71	9	33
.308	26	8	0	3	Cincinnati	.328	61	20	3	9	-	-	-	-	-	Chicago	.247	166	41	2	20
.316	76	24	5	18	Colorado	.296	125	37	5	27	-	-	-	-	-	Cleveland	.294	218	64	11	29
.321	28	9	3	6	Florida	.346	104	36	6	21	-	-	-	-	-	Detroit	.300	207	62	12	35
.348	23	8	3	7	Houston	.304	56	17	3	12	-	-	-	-	-	Kansas City	.308	185	57	13	36
-	-	-	-	-	Los Angeles	-	-	-	-	-	-	-	-	-	-	Minnesota	.301	166	50	10	30
.238	21	5	4	4	Milwaukee	.238	147	35	9	21	-	-	-	-	-	New York	.242	165	40	6	19
.409	22	9	4	12	Montreal	.290	93	27	7	19	.143	14	2	1	4	Oakland	.271	199	54	7	36
.227	22	5	4	6	New York	.231	78	18	6	15	.182	11	2	0	0	Seattle	.274	179	49	8	27
.273	22	6	1	4	Philadelphia	.280	82	23	3	10	-	-	-	-	-	Tampa Bay	.367	90	33	6	17
.258	31	8	2	8	Pittsburgh	.242	66	16	3	13	.500	12	6	1	2	Texas	.273	198	54	8	29
.455	22	10	3	5	St. Louis	.281	57	16	4	16	-	-	-	-	-	Toronto	-	-	-	-	-
.250	76	19	4	13	San Diego	.250	124	31	5	19	.304	299	91	19	51	Home	.282	1796	506	97	304
.342	73	25	4	12	San Francisco	.319	113	36	7	19	.291	320	93	30	74	Road	.288	1946	560	95	296
.301	93	28	6	19	March/April	.282	532	150	32	87	.267	172	46	11	32	Day	.287	1189	341	65	197
.252	103	26	5	20	May	.280	582	163	26	104	.309	447	138	38	93	Night	.284	2553	725	127	403
.327	110	36	9	23	June	.284	603	171	27	92	.297	599	178	47	119	Grass	.288	2219	639	112	341
.255	106	27	10	22	July	.271	634	172	42	117	.300	20	6	2	6	Turf	.280	1523	427	80	259
.340	106	36	12	25	August	.307	724	222	39	116	.289	336	97	20	64	Pre-ASG	.279	1881	524	95	302
.307	101	31	7	16	Sept./Oct.	.282	667	188	26	84	.307	283	87	29	61	Post-ASG	.291	1861	542	97	298
.000	1	0	0	0	Pinch-Hitting	.136	44	6	0	2	.298	171	51	10	27	vs. LHP	.264	898	237	31	139
-	-	-	-	-	DH	.336	131	44	9	30	.297	448	133	39	98	vs. RHP	.291	2844	829	161	461

SHAWN GREEN'S CAREER HITTING BREAKDOWN BY BALLPARK

BALLPARK	AVG.	AB	H	HR	RBI	BALLPARK	AVG.	AB	H	HR	RBI
Bank One Ballpark	.311	61	19	5	13	Cashman Field/Las Vegas	.333	9	3	0	1
Busch Stadium	.257	35	9	4	13	Comerica Park	-	-	-	-	-
Cinergy Field/Riverfront Stadium	.269	26	7	1	3	Comiskey Park (new)	.301	93	28	1	10
Coors Field	.200	65	13	4	11	Edison Int'l Field/Anaheim	.281	96	27	6	13
County Stadium	.239	71	17	2	8	Fenway Park	.307	114	35	4	16
Dodger Stadium	.302	596	180	34	104	Jacobs Field	.301	123	37	5	14
Enron Field	.417	24	10	2	9	Kauffman/Royals Stadium	.316	98	31	7	15
Miller Park	.400	10	4	3	3	Kingdome	.333	87	29	5	20
Olympic Stadium	.256	43	11	2	7	Metrodome	.352	88	31	6	17
Pacific Bell Park	.386	57	22	2	11	Network Assoc./Oak Coliseum	.241	87	21	2	12
PNC Park	.238	21	5	1	4	Oriole Park at Camden Yards	.292	96	28	3	8
Pro Player Stadium	.315	54	17	3	11	SAFECO Field	.158	19	3	1	2
Qualcomm/Jack Murphy Stadium	.239	67	16	3	11	SkyDome	.272	1200	326	63	200
Shea Stadium	.147	34	5	2	4	The Ballpark in Arlington	.296	98	29	4	13
3Com Park/Candlestick Park	.239	67	16	3	11	Tiger Stadium	.262	107	28	5	12
Three Rivers Stadium	.182	11	2	1	3	Tropicana Field	.364	44	16	1	8
Turner Field	.358	53	19	6	10	Yankee Stadium	.276	87	24	2	9
Veterans Stadium	.257	35	9	1	2						
Wrigley Field	.152	33	5	1	3						

SHAWN GREEN'S CAREER FIELDING RECORD

POSITION	PCT	G	PO	A	E	TC	DP
Outfield	.984	974	1890	63	31	1984	20
First Base	1.000	1	5	0	0	5	1

CAREER TRANSACTIONS

- Selected by Toronto in the first round (16th overall) of the June 1991 First-Year Player Draft.
- Acquired by Los Angeles with Jorge Nuñez (2B) from Toronto for Raul Mondesi (OF) and Pedro Borbon (LHP) on Nov. 8, 1999.

DISABLED LIST

- June 30-July 23, 1992 (left thumb).
- June 11-July 24, 1993 (right thumb).

CAREER SINGLE-GAME BESTS

Most Hits:	4 (8 times), last time: Sept. 20, 2001 vs. ARI	Most Stolen Bases:	3, April 27, 1999 at ANA
Most RBI:	7, Aug. 15, 2001 vs. MTL	Most Walks:	4, June 30, 2000 at SF
Most Home Runs:	3, Aug. 15, 2001 vs. MTL	Longest Hitting Streak:	28 games, June 29-July 31, 1999
Most Runs Scored:	3 (28 times), last time: Oct. 5, 2001 at SF	Career Grand Slams:	5, last time: July 13, 2001 at OAK (Tim Hudson)



MARQUIS GRISSOM

9

OUTFIELDER

Bats/Throws:	Right/Right	Height/Weight:	5-11/188
Opening Day Age:	34	M.L. Service:	12.042
Born:	April 17, 1967 in Atlanta, GA		
Resides:	Atlanta, GA		
Acquired:	Acquired in a three-player trade with Milwaukee on February 25, 2001.		

CAREER SUMMARY: Has a lifetime batting average of .270 with 166 home runs, 723 RBI and 409 stolen bases in 13 Major League seasons with the Montreal Expos, Atlanta Braves, Cleveland Indians, Milwaukee Brewers and Dodgers...the two-time All-Star has stolen 20 or more bases in 10 of his 13 Major League seasons, including leading the league in 1991 with 76 and 1992 with 78 while playing for Montreal...has a career fielding mark of .989 and is a four-time Rawlings Gold Glove Award winner...he tied for the National League lead in outfield assists with 15 in 1991...holds several postseason records, including the single-game record for most hits in a Division Series game (5) on Oct. 7, 1995, most hits in a Division Series (11) in 1995 and most at-bats in a Championship Series (35) in 1996...was named the American League Championship Series MVP in 1997 while with Cleveland as he batted .261 with a home run, four RBI and three stolen bases...has a lifetime average of .390 (30-for-77) in 19 World Series games...made his Major League debut on Aug. 22, 1989 against the Dodgers, collecting his first big league hit, a run-scoring single, off Fernando Valenzuela...hit his first career home run on Sept. 11, 1989 off Chicago's Greg Maddux.

2001: Batted .221 with 17 doubles, 21 home runs, 60 RBI and a .404 slugging percentage in 135 games with the Dodgers last season...was acquired in a trade from the Milwaukee Brewers in exchange for Devon White on Feb. 25 during spring training...tied for the Major League lead with a 1.000 fielding percentage among center fielders with Oakland Athletic Johnny Damon, Chicago Cub Michael Tucker and Milwaukee Brewer Devon White...Grissom played in the most innings (765.1), had the most assists (six) and double plays (two) among the four...batted .299 (38-for-127) with six doubles, one triple, 10 home runs, 24 RBI and four stolen bases in May and June combined...hit six of his 21 homers during 2001 batting at the top of the lineup, including leadoff home runs on April 19 at New York and May 2 at Cincinnati...recorded 14 doubles, 10 home runs, 32 RBI and five stolen bases against Western Division opponents in 49 games...hit his first 10 home runs of the season in his first 109 at-bats, a rate of one homer every 10.9 at bats...stole seven bases during the season to give him 409 on his career, which places him in fourth place among active career stolen base leaders...the seven stolen bases was a career low for base thefts (formerly 13 in 1998 with Milwaukee)...recorded his third career multi-homer game with two round-trippers and three RBI in the club's 7-3 victory at Cincinnati on May 2...the first of his two homers was a leadoff shot to mark his 17th leadoff homer...Grissom socked the game's first pitch from Pete Harnisch over the right-center field fence...prior to his first multi-homer effort for the Dodgers, the last time Grissom had hit two homers in a game was June 29, 1999 vs. Chicago (NL) as a member of the Milwaukee Brewers...was 2-for-4 with two home runs and a season-high five RBI on May 26 during the Dodgers' 7-2 win vs. Houston, marking his second multi-homer effort of the season and fourth of his 13-year career...put together a season-high five-game hitting streak from May 25-29 during which he batted .455 (10-for-22) with four runs scored, two doubles, two homers and eight RBI...started in left field for the injured Gary Sheffield (sprained left index finger) for 10 games from May 25-June 6, during which the club was 7-3 while he batted .295 (13-for-44) with seven runs scored, three doubles, four home runs and 12 RBI...in fact, Grissom began his stay in left field going 9-for-19 (.474) with four runs, two doubles, two homers and eight RBI in his first four games in left (May 25-28)...recorded an RBI in eight of 10 games from June 20-July 3, tallying 12 during that span, including driving in the game-winning run with a double in the bottom of the eighth off San Francisco reliever Felix Rodriguez to guide the Dodgers to an eventual 4-3 win on July 3...stole third base in the first inning of the Dodgers' 6-4 loss vs. San Diego on Sept. 17 to move into a sole possession of ninth place on the all-time stolen base list...passed Donie Bush (404) and Tommy Harper (408) during the season...**2000:** Became the 65th player in Major League history to steal 400 bases after swiping second on Sept. 13 at New York (NL)...posted 10th season of 20-or-more stolen bases after swiping his 20th on Oct. 1 at Houston...snapped homerless drought after 212 at-bats dating back to Sept. 30, 1999 vs Pittsburgh, hitting his first of the season on May 29 at San Diego...homered in consecutive games June 10 and 11 at Minnesota...closed out June hitting .284 with seven home runs and 18 RBI during the month...continued his late season surge hitting .261 with four home runs and seven RBI during Sept./Oct....batted .304 with two home runs and 18 RBI against left handers...hit .307 with four round-trippers and 12 RBI on turf...**1999:** Earned the Michael Harrison Award for Community Service...led the squad, swiping a Brewers' National League franchise-record 24 bases...set a Brewers' NL franchise record for a right-handed hitter with 20 home runs, surpassing the previous mark of 14 set by Jeff Cirillo in 1998...became the fourth player in Brewers' history to hit 20 home runs and swipe 20 bases in one season, joining, Tommy Harper (1970), Robin Yount (1980) and Jeromy Burnitz (1997)...was the second time in his career he has hit 20 or more home runs...hit a three-run, pinch-hit, game-winning home run on May 2 off Gregg Olson, leading the Brewers to a 6-5 victory over the Arizona Diamondbacks at County Stadium...hit a game-winning home run on May 18 at Shea Stadium off New York's Armando Benitez, propelling the Brewers to a 4-2 victory...had his second career multi-homer game on June 29 at Chicago (NL), setting a Brewers' NL franchise record by knocking in a career-high six runs in the process...was red hot in June hitting .319 with four home runs and 12 RBI...recorded 1,500th career

hit (single) against Mike Hampton on Aug. 18 at Houston...moved into the leadoff spot on Aug. 25, batting .265 with nine home runs, 22 RBI, 10 stolen bases and 32 runs scored in 35 games...jump-started the Brewers' offense with a leadoff home run on Aug. 28 at San Diego, Sept. 8 vs. Arizona and Sept. 30 vs. Pittsburgh upping his career total to 15 leadoff home runs...hit safely in 11 straight games from Aug. 31-Sept. 12, batting .385 during this stretch...ranked fourth in the National League among center fielders with a .987 fielding percentage...hit .306 when he put the first pitch in play and .305 when he got ahead 1-0 in the count...was tough against southpaws hitting .322...**1998:** Was bothered much of the season with a high hamstring strain, but appeared in 142 games and avoided being placed on the disabled list...hit .271 with 10 home runs and 60 RBI...his 13 stolen bases were second on the team (Fernando Vina-22)...batted .316 with runners on base and .319 with runners in scoring position...had a 12-game hitting streak from April 4-17, batting .340 over that stretch...drove in the 500th run of his career with a three-run homer July 9 vs. Chicago...knocked in five runs on July 9 vs. Chicago...went 2-for-4 with two homers and two RBI on Sept. 26 at Los Angeles for his first career regular season multi-homer game (1,280 games)...batted .300 over his last 36 games...**1997:** Played for Cleveland, his first year in the American League...slowed by a sore right hamstring during the early part of the regular season...originally hurt the leg in spring training during his Indians' exhibition debut at Baseball City vs. the Royals on March 27 in his first at-bat...made his American League debut on April 2 at Oakland...hit his first American League home run at Seattle off Dennis Martinez on April 8...injury suffered during spring training landed him on the 15-day disabled list on April 22, retroactive to April 20, with a strained right hamstring...was his second career stint on the disabled list and his first since 1990...activated from the disabled list on May 5...hit his third career grand slam on August 27 at Anaheim off Allen Watson...hit his 100th career home run on Sept. 6 vs. Chicago (AL) off James Baldwin...equaled career high with five hits on June 28 at New York going 5-6 with two doubles and three RBI...stole two bases on Aug. 29 vs. Chicago (NL) and June 14 at St. Louis...tied for fourth in the AL after getting caught stealing 13 times...had a career-best 172-game errorless streak snapped on June 15 at St. Louis when he dropped a fly ball avoiding a near collision with Manny Ramirez...marked his first error since May 10, 1996, at Philadelphia...seventh among AL outfielders with a .992 fielding percentage...hit a combined .292 in the post season with a double, triple, home run and six RBI in 18 games for the American League Champion Indians...also stole three bases in four attempts...was named Most Valuable Player of the ALCS vs. Baltimore, hitting .261 with a home run and four RBI in six games...his three-run homer on Oct. 9 in Game 2 at Baltimore off Armando Benitez in the eighth inning with two outs erased a 4-2 deficit and gave the Indians a 5-4 win...his career average of .390 (30-for-77) in the World Series is fifth all-time among players with 50 or more series at bats...**1996:** Had the most complete season of his career, earning his fourth-straight Rawlings Gold Glove Award in center field while compiling career-high offensive numbers in runs (106), triples (10), homers (23) and hits (207)...finished third in the National League in hits, tied for third in triples, seventh in total bases (328), tied for fifth in multi-hit games (58) and tied for seventh with 10 outfield assists...became the first Brave to amass 200 hits in a season since Ralph Garr's 214 in 1974...his 671 at-bats established a Braves' record (second in National League), breaking Garr's mark of 668 in 1973...also set a franchise record for a centerfielder with a .997 fielding percentage...smacked seven homers to lead off games...had a career-best 28-game hitting streak from July 25-Aug. 24 batting .386 (49-for-127) with three home runs and 14 RBI...streak was longest by a Brave since Rowland Office hit in 29 straight in 1976...the mark was the third-longest in Atlanta history and second-longest in the National League in 1996 (Hal Morris of Cincinnati, 29 games)...played last 127 games of the season without making an error (last on May 8 vs. Colorado)...stole home on June 2 at Cincinnati, the Braves' first straight steal of home since Ed Miller on Sept. 29, 1979...stole 300th base of his career on April 16 vs. Florida...slugged second grand slam of his career off Mike Busby on April 7 vs. St. Louis...collected 1,000th career hit on July 14 vs. Florida off Chris Hammond...his hit in Game 1 of the Division Series extended his post-season hitting streak to 15 games, the longest such streak in National League history...led club with a .444 (12-for-27) average in the World Series vs. New York...his 12 hits were the most ever by a National League player in a six-game Fall Classic...**1995:** Acquired by Atlanta from the Expos on April 6 in exchange for outfielder Roberto Kelly, outfielder Tony Tarasco and right-handed pitcher Esteban Yan...captured third straight Gold Glove Award in his first season with the Atlanta Braves...played his last 91 games after June 20 without making an error...hit .366 in June with three homers and nine RBI...had five hits and reached base six straight times on Aug. 5 at Montreal...led off two games with homers...hit in 14 straight games from June 5-20...tied for ninth among NL outfielders with nine assists...set a major league record with 25 hits in post-season...broke Marty Barrett's record of 24 set in 1986...hit safely in all 14 games in post-season...hit .385 (25-for-65) overall in the postseason...homered twice in Game 2 of the Division Series at Colorado...went 5-for-5 (Braves postseason record) in Game 4 vs. Colorado...was only player to hit safely in all six World Series games vs. Cleveland...**1994:** Finished second in the National League in runs (96) and third in steals (36)...stole three bases on May 16 vs. Philadelphia for ninth three-steal game of his career...named to second straight All-Star Game...homered off Randy Johnson to give the National League a 5-4 lead in the sixth inning, and then drew a leadoff walk against Lee Smith in the ninth before McGriff's game-winning HR...hit in 14 straight games from May 12-June 11...hit his first career inside-the-park-homer in the 10th inning on Aug. 1 off the Cardinals' Rich Rodriguez...ranked second in the National League in at-bats (475) and eighth in hits (137)...won his second straight Rawlings Gold Glove Award...**1993:** His 95 RBI were 23 more than any other National League centerfielder...second was Derek Bell of the Padres (72)...was awarded his first Rawlings Gold Glove...finished eighth in MVP voting in the National League with 66 points...batted lead-off for National League in his first All-Star Game, replacing an injured Andy Van Slyke...collected 500th hit off Tom Glavine on June 20...became fifth player in Montreal history to score 100 runs in a season (104)...finished second in the National League in steals (53), tied for second in multi-hit games (55), third in hits (188) and tied for seventh in runs (104)...**1992:** Captured his second straight Lou Brock Award after leading the National League with 78 stolen bases...led the league in at bats (653) and came within six of the Montreal club record (Warren Cromartie-1979)...stole a career-high four bases on July 21 vs. San Francisco...**1991:** Led the Majors with 76 stolen bases, winning his first Lou Brock Award...began the season platooning with Dave Martinez in center before earning the everyday job in part after a 4-5 performance vs. St. Louis driving in five runs and

hitting his first career grand slam off Juan Agosto...had two five-hit games, the first in front of 116 family members at Atlanta on June 7 and the second on June 26 at New York...led all National League outfielders in chances per game, with an average of 2.69...his 15 outfield assists tied Cardinals' Felix Jose for the National League lead...**1990:** Was one of three rookies in the Expos' Opening Day lineup...suffered a non-displaced fracture of his nose on May 9, trapping an Eddie Murray line drive against the fence with his face, but appeared in 42 of next 45 games...on May 28 in Atlanta, fractured fifth metacarpal on left hand diving back into second base...on 21-day disabled list from May 29-June 30...**1989:** Made his Major League debut against Fernando Valenzuela on Aug. 22 vs. Los Angeles...stroked a run-scoring single for his first Major League hit...hit his first Major League homer on Sept. 11 at Chicago off Greg Maddux...**1988:** Signed his first professional contract on June 12...struggled with a .230 average in his first month at Jamestown in the New York-Penn Rookie League, but bounced back with a .323 mark the rest of the season as the lead-off hitter...was the league leader in at bats (291), runs scored (69) and total bases (146)...hit .373 in July and .336 in August...attended the Florida International League after the season.

PERSONAL: Marquis Deon Grissom...married to Daphne...has three children, D'Monte, Tiana and Micah...graduated from Lakesore High School in College Park, GA...recognized in July 31, 2000 issue of *The Sporting News*' "99 Good Guys in Pro Sports" for his community activity in his hometown of Atlanta...sponsors 12 youth baseball teams, including providing transportation, helps fund Study Hall, a home school that provides food and shelter for kids without parents, helps coordinate YMCA program and runs golf tournament to support homeless kids at Boys and Girls Clubs...attended Florida A&M University in Tallahassee, where he excelled in 1988 as a pitcher (9-3, 2.40) and as an outfielder (.448, 12 HR)...finished sixth in the Division I batting race, 38 points ahead of Jeff Bagwell...is one of 15 children in the Grissom family...his younger brother, Antonio, played in the Phillies and Expos organization...enjoys fishing and drawing...favorite player growing up was current San Francisco Giant manager Dusty Baker...nicknamed "Grip."

MARQUIS GRISSOM'S CAREER BATTING RECORD

YEAR	TEAM	AVG	G	AB	R	H	2B	3B	HR	RBI	SH	SF	HP	BB	SO	SB	CS	E
1988	Jamestown	.323	74	291	69	94	14	7	8	39	2	5	2	35	39	23	7	3
1989	Jamestown	.299	78	278	43	83	15	4	3	31	1	3	7	24	31	24	6	3
	Indianapolis	.278	49	187	28	52	10	4	2	21	0	1	0	14	23	16	4	0
	MONTREAL	.257	26	74	16	19	2	0	1	2	1	0	0	12	21	1	0	2
1990	MONTREAL	.257	98	288	42	74	14	2	3	29	4	1	0	27	40	22	2	2
	Indianapolis	.182	5	22	3	4	0	0	2	3	0	0	0	0	5	1	0	0
1991	MONTREAL	.267	148	558	73	149	23	9	6	39	4	0	1	34	89	76	17	6
1992	MONTREAL	.276	159	653	99	180	39	6	14	66	3	4	5	42	81	78	13	7
1993	MONTREAL	.298	157	630	104	188	27	2	19	95	0	8	3	52	76	53	10	7
1994	MONTREAL	.288	110	475	96	137	25	4	11	45	0	4	1	41	66	36	6	5
1995	ATLANTA	.258	139	551	80	142	23	3	12	42	1	4	3	47	61	29	9	2
1996	ATLANTA	.308	158	671	106	207	32	10	23	74	4	4	3	41	73	28	11	1
1997	CLEVELAND	.262	144	558	74	146	27	6	12	66	6	9	6	43	89	22	13	3
1998	MILWAUKEE	.271	142	542	57	147	28	1	10	60	2	2	2	24	78	13	8	3
1999	MILWAUKEE	.267	154	603	92	161	27	1	20	83	4	5	0	49	109	24	6	5
2000	MILWAUKEE	.244	146	595	67	145	18	2	14	62	2	4	0	39	99	20	10	3
2001	LOS ANGELES	.221	135	448	56	99	17	1	21	60	0	2	2	16	107	7	5	0
Major League Totals - 13 years		.270	1716	6646	962	1794	302	47	166	723	31	47	26	467	989	409	110	46
Dodger Totals - 1 year		.221	135	448	56	99	17	1	21	60	0	2	2	16	107	7	5	0
Minor League Totals - 3 years		.300	206	778	143	233	39	15	15	94	3	9	9	73	98	64	17	6

MARQUIS GRISSOM'S CAREER ALL-STAR GAME BATTING RECORD

YEAR	TEAM, SITE	AVG	G	AB	R	H	2B	3B	HR	RBI	SH	SF	HP	BB	SO	SB	CS	E
1993	MONTREAL, at Bal.	.000	1	3	0	0	0	0	0	0	0	0	0	1	0	0	0	0
1994	MONTREAL, at Pit.	1.000	1	1	1	1	0	0	1	1	0	0	0	1	0	0	0	0
All-Star Game Totals		.250	2	4	1	1	0	0	1	1	0	0	0	1	1	0	0	0

MARQUIS GRISSOM'S CAREER DIVISION SERIES BATTING RECORD

YEAR	TEAM VS. OPP.	AVG	G	AB	R	H	2B	3B	HR	RBI	SH	SF	HP	BB	SO	SB	CS	E
1995	ATLANTA vs. Col.	.524	4	21	5	11	2	0	3	4	0	0	0	0	3	2	1	0
1996	ATLANTA vs. LA	.083	3	12	2	1	0	0	0	0	0	0	0	1	2	1	0	1
1997	CLEVELAND vs. NYY	.235	5	17	3	4	0	1	0	0	0	0	0	1	2	0	1	0
Division Series Totals		.320	12	50	10	16	2	1	3	4	0	0	0	2	7	3	2	1

MARQUIS GRISSOM'S CAREER LEAGUE CHAMPIONSHIP SERIES BATTING RECORD

Year	TEAM VS. OPP.	AVG	G	AB	R	H	2B	3B	HR	RBI	SH	SF	HP	BB	SO	SB	CS	E
1995	ATLANTA vs. Cin.	.263	4	19	2	5	0	1	0	0	0	0	0	1	4	0	0	1
1997	ATLANTA vs. Stl.	.286	7	35	7	10	1	0	1	3	0	0	0	8	2	0	0	1
1997	CLEVELAND vs. Bal.	.261	6	23	2	6	0	0	1	4	0	0	0	1	9	3	0	0
Championship Series Totals		.273	17	77	11	21	1	1	2	7	0	0	0	2	21	5	0	2

MARQUIS GRISSOM'S CAREER WORLD SERIES BATTING RECORD

Year	TEAM VS. OPP.	AVG	G	AB	R	H	2B	3B	HR	RBI	SH	SF	HP	BB	SO	SB	CS	E
1995	ATLANTA vs. Cle.	.360	6	25	3	9	1	0	0	1	0	0	1	3	3	1	0	0
1996	ATLANTA vs. NYY	.444	6	27	4	12	2	1	0	5	0	0	0	1	2	1	0	1
1997	CLEVELAND vs. Fla.	.360	7	25	5	9	1	0	0	2	0	0	0	4	4	0	0	1
World Series Totals		.390	19	77	12	30	4	1	0	8	0	0	1	6	9	4	1	2

MARQUIS GRISSOM'S CAREER BATTING BREAKDOWN

2001				Career				2001				Career									
AVG	AB	H	HR	RBI	TEAM	AVG	AB	H	HR	RBI	AVG	AB	H	HR	RBI	TEAM	AVG	AB	H	HR	RBI
.145	69	10	4	7	Arizona	.217	161	35	8	21	.136	22	3	0	0	Anaheim	.185	65	12	2	9
.174	23	4	1	5	Atlanta	.260	327	85	3	29	-	-	-	-	-	Baltimore	.195	41	8	1	2
.286	14	4	2	2	Chicago	.271	516	140	13	62	-	-	-	-	-	Boston	.273	33	9	0	3
.222	9	2	2	4	Cincinnati	.270	455	123	15	50	-	-	-	-	-	Chicago	.279	86	24	2	16
.245	49	12	2	5	Colorado	.292	322	94	9	36	-	-	-	-	-	Cleveland	.333	30	10	0	4
.083	12	1	0	0	Florida	.277	264	73	6	26	-	-	-	-	-	Detroit	.303	64	13	0	5
.292	24	7	2	7	Houston	.240	454	109	14	54	-	-	-	-	-	Kansas City	.284	81	23	2	17
-	-	-	-	-	Los Angeles	.254	397	101	4	29	-	-	-	-	-	Minnesota	.338	65	22	3	14
.000	1	0	0	0	Milwaukee	.259	27	7	0	5	-	-	-	-	-	New York	.436	39	17	2	9
.125	16	2	0	1	Montreal	.332	208	69	2	28	.083	12	1	0	0	Oakland	.227	44	10	1	2
.412	17	7	3	6	New York	.271	454	123	11	47	.000	5	0	0	0	Seattle	.109	46	5	1	2
.250	20	5	1	1	Philadelphia	.271	506	137	10	43	-	-	-	-	-	Tampa Bay	-	-	-	-	-
.190	21	4	0	1	Pittsburgh	.311	483	150	13	50	.250	8	2	0	1	Texas	.204	54	11	0	1
.083	12	1	0	0	St. Louis	.274	492	135	12	45	-	-	-	-	-	Toronto	.195	41	8	2	5
.319	47	15	1	8	San Diego	.307	446	137	11	62	.221	231	51	9	27	Home	.269	3180	857	71	330
.284	67	19	3	12	San Francisco	.234	445	104	13	47	.221	217	48	12	33	Road	.270	3466	937	95	393
.250	60	15	3	7	March/April	.249	931	232	20	105	.244	135	33	7	18	Day	.260	2059	535	61	243
.343	67	23	7	17	May	.282	1105	312	28	141	.211	313	66	14	42	Night	.274	4587	1259	105	480
.200	90	18	4	14	June	.307	1158	355	31	134	.221	434	96	21	60	Grass	.259	4116	1068	104	442
.196	51	10	2	6	July	.241	1172	283	30	128	.214	14	3	0	0	Turf	.287	2530	726	62	281
.188	85	16	4	11	August	.311	1111	345	23	102	.263	236	62	15	43	Pre-ASG	.275	3586	987	87	419
.179	95	17	1	5	Sept./Oct.	.287	1169	336	34	113	.175	212	37	6	17	Post-ASG	.264	3060	807	79	304
.150	20	3	2	4	Pinch-Hitting	.240	75	18	3	17	.254	134	34	8	17	vs. LHP	.279	1960	546	57	221
.000	5	0	0	0	DH	.000	5	0	0	0	.207	314	65	13	43	vs. RHP	.266	4686	1248	109	502

MARQUIS GRISSOM'S CAREER HITTING BREAKDOWN BY BALLPARK

BALLPARK	AVG.	AB	H	HR	RBI	BALLPARK	AVG.	AB	H	HR	RBI
Astrodome	.238	206	49	7	21	Comerica Park	-	-	-	-	-
Atlanta-Fulton County Stadium	.274	715	196	16	61	Comiskey Park (new)	.212	52	11	1	9
Bank One Ballpark	.235	85	20	3	13	Edison Int'l Field/Anaheim	.161	31	5	2	5
Busch Stadium	.288	274	79	4	27	Fenway Park	.278	18	5	0	2
Cinergy Field/Riverfront Stadium	.296	230	68	9	26	Jacobs Field	.261	264	69	5	31
Coors Field	.361	108	39	5	19	Kauffman/Royals Stadium	.292	48	14	2	10
County Stadium	.259	858	222	15	84	Kingdome	.100	20	2	1	1
Dodger Stadium	.227	441	100	12	38	Metrodome	.378	45	17	3	13
Enron Field	.087	23	2	0	1	Network Assoc./Oak. Coliseum	.258	31	8	0	1
Mile High Stadium	.364	44	16	3	10	Oriole Park at Camden Yards	.095	21	2	1	1
Miller Park	.000	1	0	0	0	SAFECO Field	-	-	-	-	-
Olympic Stadium	.291	1349	392	29	152	SkyDome	.167	18	3	0	1
Pacific Bell Park	.326	46	15	2	8	The Ballpark in Arlington	.276	29	8	0	0
PNC Park	.188	16	3	0	0	Tiger Stadium	.065	31	2	0	1
Pro Player Stadium	.258	163	42	5	18	Tropicana Field	-	-	-	-	-
Qualcomm/Jack Murphy Stadium	.273	227	62	5	32	Yankee Stadium	.542	24	13	2	7
Shea Stadium	.285	235	67	5	25						
3Com/Candlestick Park	.259	170	44	5	16						
Three Rivers Stadium	.320	247	79	7	32						
Turner Field	.169	65	11	3	10						
Veterans Stadium	.258	252	65	6	21						
Wrigley Field	.247	259	64	8	27						

MARQUIS GRISSOM'S CAREER FIELDING RECORD

Position	PCT	G	PO	A	E	TC	DP
Outfield	.989	1661	3957	87	46	4090	20

CAREER TRANSACTIONS

- Selected by Montreal in the third round of the June 1988 First Year Player Draft.
- Acquired by Atlanta from Montreal for Roberto Kelly (OF), Tony Tarasco (OF) and Esteban Yan (RHP) on April, 6 1995.
- Acquired by Cleveland with David Justice (OF) from Atlanta for Kenny Lofton (OF) and Alan Embree on (LHP) on March 25, 1997.
- Acquired by Milwaukee with Jeff Juden (RHP) from Cleveland for Ben McDonald (RHP), Mike Fetters (RHP) and Ron Villone (LHP) on Dec. 8, 1997.
- Acquired by Los Angeles along with Ruddy Lugo (RHP) from Milwaukee for Devon White (OF) on Feb. 25, 2001.

DISABLED LIST

- May 29-June 20, 1990 (fractured fifth metacarpal in his left hand).
- April 22-May 5, 1997 (strained right hamstring).

CAREER SINGLE-GAME BESTS

Most Hits:	5 (3 times), last time: June 28, 1997 vs. NYY	Most Stolen Bases:	4, July 21, 1992 vs. SF
Most RBI:	6, June 29, 1999 vs. CHI (NL)	Most Walks:	4, (4 times), last time: Aug. 12, 2000 vs. STL
Most Home Runs:	2 (4 times), last time: May 26, 2001 vs. vs. HOU	Longest Hitting Streak:	28 games, July 25-Aug. 24, 1996
Most Runs Scored:	4, (3 times), last time: July 14, 1996 vs. FLA	Career Grand Slams:	3, last time: Aug. 27, 1997 vs. ANA (Allen Watson)



MARK GRUDZIELANEK

8

INFIELDER

Bats/Throws:	Right/Right	Height/Weight:	6-1/185
Opening Day Age:	31	M.L. Service:	6.129
Born:	June 30, 1970 in Milwaukee, WI		
Resides:	West Palm Beach, FL		
Acquired:	Acquired in a seven-player trade with Montreal on July 31, 1998		

CAREER SUMMARY: Has batted at least .271 with an average of 31 doubles in each of his six full Major League seasons...25 percent of the middle infielder's career hits have been for extra bases...made successful switch to second base in 2000 after his .326 batting average in 1999 was the highest of any NL shortstop in 63 years since Pittsburgh's Arky Vaughan hit .335 in 1936...in 2001, the second baseman matched a career low by committing just 10 errors in 133 games and his .984 fielding percentage was tied for fifth best in the National League among second basemen making at least 100 starts...made his Major League debut as a pinch-hitter on April 28, 1995 at Wrigley Field...first Major League hit was a double on May 4 off the Mets' Mike Remlinger.

2001: Another steady season for the second baseman, batting .271 with 21 doubles and a career-high 55 RBI and 13 home runs...teamed with Tom Goodwin on April 5 vs. Arizona to hit the first back-to-back home runs by Dodgers leading off a game in franchise history...had his second career two-homer game on April 6 vs. San Francisco in the Dodgers' 10-1 win...also had two home runs in a game on May 13, 1998 at San Francisco...had a two-run home run and a two-run double to tie a career high with four RBI on April 7 vs. San Francisco (third time)...homered in a career-best four-straight games from April 5-8 and began the season 10-for-28 (.357) with five home runs and eight RBI in the team's first seven games...hit in nine straight games from April 11-21, batting .361 (13-for-36)...also had an eight-game hitting streak from May 8-16 in which he batted .424 (14-for-33) with two home runs and six RBI...had at least one hit in 95 of 131 starts (73 percent), including 40 multi-hit games...hit his first career grand slam home run and tied his career RBI-high with four (fourth time) on June 1 at Houston...hit game-winning single in the bottom of the 10th to drive in the winning run in the Dodgers' 2-1 win vs. Anaheim on June 9...had a 13-game hitting streak from May 29-June 11 when he batted .309 (17-for-55)...on the 15-day disabled list from June 12-27 with a sprained left ankle...surpassed his previous best home run mark (10 in 1998) with his 11th home run on Sept. 2 vs. St. Louis...was tough in the clutch as he batted .320 (64-for-200) with men on base and .333 (30-for-90) with runners in scoring position...feasted on Giants' pitching, hitting at a .339 clip (20-for-59) with four home runs and 11 RBI...led the Dodgers and was tied for 10th in the National League by being hit by a pitch 11 times...had just one error in his first 43 games and one in a 34-game stretch from July 8-Aug. 18...finished with a .984 fielding percentage...matched a career low with just 10 errors...**2000:** Batted .279 (172-for-617) with 35 doubles, six triples, seven home runs, 49 RBI and 101 runs scored in 148 games...made the switch from shortstop to second base prior

to the season...committed 17 errors, but just two in his last 37 games played...tied for fifth in the National League with 617 at-bats...hit in a season-high 10 consecutive games June 14-22 and batted .333 (14-for-42) in that stretch...out with a viral illness from July 7-15...was batting .303 (107-for-353) in 81 games prior to the illness and hit .246 (65-for-264) in 67 games afterwards...had 44 multi-hit games, including 29 two-hit, 12 three-hit and three four-hit games...was 3-for-5 with a double, triple and a career-high tying four RBI on Aug. 29 at Montreal... had four hits, including a home run and walk on May 7 vs. Houston... hit game-winning solo home run with two outs in the 10th inning on Sept. 15 off Mike DeJean to provide the Dodgers with a 4-3 win over the Rockies ...batted .290 (130-for-449) with five home runs and 37 RBI vs. right-handed batters...hit at a .339 clip (21-for-62) in 13 games played on artificial turf...batted .333 (37-for-111) in May and .322 (39-for-121) in June...**1999:** In first full season with the Dodgers, batted team-high .326 with seven home runs and 46 RBI in 123 games...tied for fifth in National League in batting average with Jeff Cirillo (Brewers) behind Larry Walker (Rockies, .379), Luis Gonzalez (Diamondbacks, .336), Bobby Abreu (Phillies, .335) and Sean Casey (Reds, .332)...batted .342 after the All-Star break en route to setting a franchise record for highest batting average by a shortstop (minimum 100 games)...the previous record was .321 by Brooklyn's Glenn Wright in 1930...the previous Los Angeles mark was set by Maury Wills (.302 in 1963)...became only the fifth Dodger shortstop in history to bat over .300 in one season, joining Wills, Wright, Tom Corcoran (.300 in 1893) and Pee Wee Reese (.309 in 1954)...his 13 errors were the fewest by a shortstop in Dodger history and his .974 fielding percentage was fourth among shortstops in club annals...among Major League shortstops in their first four full seasons of their career, Grudzielanek's 697 hits rank 16th and 132 doubles are 11th...only 15 shortstops have amassed more than 650 hits and 125 doubles in their first four full seasons...wore Dodger Heroes patch in honor of Reese, the Hall of Famer who passed away on Aug. 14...also had the highest batting average among National League shortstops...his .354 average (35-for-99) in September was seventh among National League hitters...hit in 15 of his last 20 games (30-for-85, .353) and 39 of 47 games (70-for-197, .355)...hit in 62 of 75 games (111-for-319, .348) with 18 doubles, four triples, five home runs and 36 RBI after coming off the disabled list July 6...became Dodgers' fifth Opening Day shortstop of 1990's, joining Alfredo Griffin (1990-91), Jose Offerman (1992-95), Greg Gagne (1996-97) and Jose Vizcaino (1998)...started season batting .091 (3-for-33) with runners in scoring position...improved to .254 (33-for-130) overall with runners in scoring position...missed 28 games due to a broken hand...suffered injury punching dugout wall in Pittsburgh on June 1 after hitting into a double play...the Dodgers were 9-19 during his time on the disabled list from June 4-July 5...hit safely in 11 consecutive games (22-for-49, .449) from Aug. 23-Sept. 4...immediately saw improvement in his defense after attending Bucky Dent's fielding camp in Florida during the offseason...made only 13 errors - third fewest among regular NL shortstops - after committing combined 33 miscues with Expos and Dodgers in 1998...his .974 fielding percentage ranked fifth...was the only Major Leaguer to commit at least 30 errors in consecutive seasons in 1997-98...made 92 errors during three-year period from 1996-98...established career highs in walks (31) and triples (5)...stole career-low six bases after swiping 76 from 1996-98...matched career high with five hits in second game of a doubleheader July 22 vs. Colorado...batted .389 (56-for-144) against left-handers and batted .361 (79-for-219) at Dodger Stadium...spent majority of season in the No. 2 slot in the batting order, posting a .367 (91-for-248) average with five home runs and 25 RBI...**1998:** In 156 overall games with Los Angeles and Montreal, he batted .272 with 21 doubles, a triple, 10 home runs, 62 RBI and 62 runs scored...hit .264 with six doubles, two home runs and 21 RBI in 51 games with the Dodgers after being acquired in a seven-player trade with the Expos on July 31...started at shortstop in 51 of the Dodgers' 53 games after the trade...in 105 games for Montreal, batted .275 with 15 doubles, a triple, eight homers, 41 RBI and 11 stolen bases...among NL shortstops, his 62 RBI ranked second behind Cincinnati's Barry Larkin (72)...his 10 homers were third behind Milwaukee's Jose Valentin (16) and Larkin (17)...led all NL shortstops in games played (156), ranked second in total chances (718) and assists (455) and was third in putouts (230)...slugged two home runs in a game for the first time in his career on May 13 at San Francisco...tied a career high for the third time with five hits on May 8 vs. Colorado...made his Dodger debut on Aug. 1 at New York, starting at shortstop and going 2-for-4...collected a hit in 29 of his first 37 games with the Dodgers, going 42-for-145 (.290) with five doubles, a homer and 15 RBI...**1997:** His 54 doubles tied a Major League record for the most by a shortstop in a season set by Seattle's Alex Rodriguez in 1996...collected his 54th double off John Smoltz on Sept. 19 at Turner Field...was unable to break the record in his last nine games, spanning 41 at-bats, his longest double drought of the season...on Sept. 7, broke the NL record of 48 doubles previously held by the Phillies' Dick Bartell in 1932...shattered the Expos' record of 46 doubles set by Warren Cromartie in 1979...also was a big factor in Montreal leading the NL with 339 doubles, also a club record...led the NL with 649 at-bats and ranked ninth with 177 hits...had a career-high 51 RBI...led the Expos in games played (156), hits, at-bats, doubles and stolen bases (25)...put together a .955 fielding percentage and started 156 games, the most by a NL shortstop for the second straight year...set the NL record with 49th double off Philadelphia's Ryan Karp on Sept. 7...joined Andy Stankiewicz and Mike Lansing for back-to-back-to-back home runs off Chicago's Kent Bottenfield on Aug. 23 at Wrigley Field...was one of the very few times in Major League history that players wearing consecutive descending uniform numbers homered in succession; Stankiewicz (No. 5), Grudzielanek (No. 4) and Lansing (No. 3)...**1996:** Developed into one of the Majors premier shortstops after setting career bests with a .306 batting average, 201 hits and 33 stolen bases in 153 games for the Expos...joined Hall of Famer Honus Wagner as the only other shortstop this century to hit .300, collect 200 hits and steal 30 bases in a season...among league leaders, ranked second with 65 multi-hit games, third with 657 at-bats, fourth with 201 hits and 11th with 33 steals...after his 1-for-5 outing on Opening Day, his batting average stayed above .300 for the entire season...started the season by hitting safely in 11 of the first 12 games, including a nine-game hitting streak...batted .366 with a team-leading 45 hits and 25 runs in April and had an average as high as .346 on June 4...finished the season with a .959 fielding percentage after starting the most games among NL shortstops, five more than Cincinnati's Barry Larkin and Colorado's Walt Weiss...his 180 putouts set a Major League single-season record for fewest putouts by a shortstop (150 or more games)...reached the 200-hit plateau with two

singles on Sept. 26 at Philadelphia, becoming just the second player in Expos' history to collect at least 200 hits in a season...set a club record with 157 singles, eclipsing the previous record of 140 set by Tim Raines (1986) and Marquis Grissom (1993)...also surpassed Hubie Brooks for the most hits by an Expos' shortstop (163)...overall, he hit safely in 114 of his 153 games...went 5-for-5 (all singles) on May 12 vs. Houston...also went 5-for-7 with two RBI in a 13-inning game at Colorado on April 28...collected six consecutive hits from May 12-13...was selected to his first All-Star Game and went 0-for-1...played the last two innings of the game at third base, playing alongside future Hall of Famer Ozzie Smith at shortstop...stole a career-best three bases June 15 at Cincinnati...stole home in the front-end of a double steal with Jeff Fassero on Sept. 1 vs. San Diego...**1995:** Split the season between Triple-A Ottawa and Montreal, where he batted .245 with one home run, 20 RBI and 12 doubles in 78 games with the Expos...began the season in Montreal and started 25 games at third base and 10 at second base before he was optioned to Ottawa on July 3...batted .298 in 49 games at Ottawa before being recalled by the Expos on Aug. 26...started 32 games at shortstop when he returned after Wil Cordero moved to left field for the remainder of the season...made his Major League debut on April 28 at Wrigley Field, striking out as a pinch-hitter vs. Bryan Hickerson...made his first start the following day at second base and went 0-for-4 as the leadoff batter...collected a pair of doubles for his first two Major League hits...doubled off the Mets' Mike Remlinger in the 10th inning on May 4 for his first Major League hit...**1994:** Developed into the Expos' top Major League prospect after batting .322 with 11 home runs, 66 RBI, 37 doubles and 32 stolen bases in 122 games at Double-A Harrisburg to earn Eastern League Most Valuable Player honors...also named Eastern League MVP by Topps, as well as being selected to Topps' Eastern League and Double-A All-Star teams...chosen as the Expos' Minor League Player of the Month after he batted .418 with three home runs and 16 RBI in April...was a member of the NL squad at the Double-A All-Star Game...placed in the Eastern League Top 10 in nine offensive categories...led league shortstops with a .959 fielding percentage, committing 22 errors in 532 total chances...won the Arizona Fall League batting title with a .365 batting average in 40 games with Mesa...he and Nomar Garciaparra were named the best shortstop prospects in the league...underwent surgery to repair a meniscus tear in his left knee by Dr. Larry Coughlin in Montreal on Dec. 13...**1993:** Led Single-A West Palm Beach with six triples and was second with 17 stolen bases...played second base, shortstop, third base and outfield...spent three weeks on the disabled list from July 13-Aug. 9 with a fractured right heel...**1992:** Placed fifth among Midwest League batters with 496 at-bats while placing second on his Single-A Rockford club with 64 runs, 122 hits, five triples and 54 RBI...stole 25 bases in 29 attempts...**1991:** Led Single-A Jamestown with 275 at-bats and tied for the team lead with 72 games played.

PERSONAL: Mark James Grudzielanek (grudz-UH-lawn-ick)...single...enters the third season of a four-year contract through 2003 with a club option for 2004...graduated in 1989 from J.M. Hanks H.S. in El Paso, TX...earned all-state honors in football, basketball and baseball...transferred to Trinidad State Junior College (Trinidad, CO) in 1989 from Oklahoma State University because of an eligibility problem on the eve of the school year...signed by Manny Estrada.

MARK GRUDZIELANEK'S CAREER BATTING RECORD

YEAR TEAM	AVG	G	AB	R	H	2B	3B	HR	RBI	SH	SF	HP	BB	SO	SB	CS	E
1991 Jamestown	.262	72	275	44	72	9	3	2	32	3	3	3	18	43	14	5	23
1992 Rockford	.246	128	496	64	122	12	5	5	54	0	0	5	22	60	25	4	41
1993 West Palm Beach	.267	86	300	41	80	11	6	1	34	0	0	7	14	42	17	10	9
1994 Harrisburg	.322	122	488	92	157	37	3	11	66	5	5	8	43	66	32	10	22
1995 Ottawa	.298	49	181	26	54	9	1	1	22	2	4	4	10	17	12	1	14
MONTREAL	.245	78	269	27	66	12	2	1	20	3	0	7	14	47	8	3	10
1996 MONTREAL	.306	153	657	99	201	34	4	6	49	1	3	9	26	83	33	7	27
1997 MONTREAL	.273	156	649	76	177	54	3	4	51	3	3	10	23	76	25	9	32
1998 MONTREAL	.275	105	396	51	109	15	1	8	41	5	4	9	21	50	11	5	23
LOS ANGELES	.264	51	193	11	51	6	0	2	21	3	3	2	5	23	7	0	10
1999 LOS ANGELES	.326	123	488	72	159	23	5	7	46	2	3	10	31	65	6	6	13
San Bernardino#	.250	4	16	2	4	0	0	0	0	0	0	0	0	1	0	1	0
2000 LOS ANGELES	.279	148	617	101	172	35	6	7	49	2	3	9	45	81	12	3	17
2001 LOS ANGELES	.271	133	539	83	146	21	3	13	55	3	5	11	28	83	4	4	10
Major League Totals-7 years	.284	947	3808	520	1081	200	24	48	332	22	24	67	193	425	102	33	132
Dodger Totals-4 years	.287	455	1837	267	528	85	14	29	171	10	14	32	109	252	29	9	40
Minor League Totals-6 years	.278	461	1756	269	489	78	18	20	208	10	12	27	107	229	100	31	109

Minor League Rehabilitation Assignment

MARK GRUDZIELANEK'S CAREER ALL-STAR GAME BATTING RECORD

YEAR TEAM, SITE	AVG	G	AB	R	H	2B	3B	HR	RBI	SH	SF	HP	BB	SO	SB	CS	E
1996 MONTREAL, at Phi.	.000	1	1	0	0	0	0	0	0	0	0	0	0	0	0	0	0
All-Star Game Totals	.000	1	1	0	0	0	0	0	0	0	0	0	0	0	0	0	0

MARK GRUDZIELANEK'S CAREER BATTING BREAKDOWN

2001						CAREER					2001						CAREER				
AVG	AB	H	HR	RBI	TEAM	AVG	AB	H	HR	RBI	AVG	AB	H	HR	RBI	TEAM	AVG	AB	H	HR	RBI
.242	66	16	1	3	Arizona	.249	189	47	2	9	.214	14	3	0	1	Anaheim	.176	34	6	0	2
.292	24	7	0	0	Atlanta	.267	270	72	0	16	-	-	-	-	-	Baltimore	.320	25	8	0	1
.182	22	4	0	0	Chicago	.310	210	65	5	19	-	-	-	-	-	Boston	.150	20	3	0	1
.250	20	5	0	1	Cincinnati	.286	245	70	3	26	-	-	-	-	-	Chicago	-	-	-	-	-
.277	65	18	1	13	Colorado	.311	289	90	3	38	-	-	-	-	-	Cleveland	-	-	-	-	-
.345	29	10	3	6	Florida	.273	253	69	4	25	-	-	-	-	-	Detroit	.300	10	3	1	1
.296	27	8	1	7	Houston	.311	254	79	4	20	-	-	-	-	-	Kansas City	-	-	-	-	-
-	-	-	-	-	Los Angeles	.264	129	34	0	4	-	-	-	-	-	Minnesota	-	-	-	-	-
.143	21	3	0	3	Milwaukee	.279	140	39	2	24	-	-	-	-	-	New York	.333	24	8	0	2
.474	19	9	0	1	Montreal	.271	107	29	0	3	.250	16	4	0	0	Oakland	.250	28	7	1	1
.261	23	6	0	2	New York	.314	274	86	1	23	.000	7	0	0	0	Seattle	.222	18	4	1	5
.231	13	3	0	0	Philadelphia	.261	230	60	1	16	-	-	-	-	-	Tampa Bay	.300	10	3	0	3
.313	32	10	0	0	Pittsburgh	.275	229	63	3	12	.250	4	1	0	1	Texas	.500	14	7	0	4
.292	24	7	2	5	St. Louis	.324	207	67	4	20	-	-	-	-	-	Toronto	.222	27	6	0	3
.222	54	12	0	1	San Diego	.245	257	63	3	15	.245	265	65	8	29	Home	.296	1829	542	28	166
.339	59	20	4	11	San Francisco	.296	311	92	9	38	.296	274	81	5	26	Road	.272	1979	539	20	166
.305	82	25	5	12	March/April	.288	587	169	15	56	.234	145	34	1	16	Day	.282	1103	311	11	98
.323	99	32	2	12	May	.298	708	211	9	59	.284	394	112	12	39	Night	.285	2705	770	37	234
.283	60	17	1	9	June	.277	556	154	3	47	.269	517	139	13	54	Grass	.281	2343	658	36	216
.221	104	23	1	12	July	.293	556	163	7	60	.318	22	7	0	1	Turf	.289	1465	423	12	116
.273	99	27	1	2	August	.270	681	184	3	39	.300	267	80	8	35	Pre-ASG	.291	1984	577	29	181
.232	95	22	3	8	Sept./Oct.	.278	720	200	11	71	.243	272	66	5	20	Post-ASG	.276	1824	504	19	151
-	-	-	-	-	Pinch-Hitting	.111	9	1	0	0	.295	122	36	6	14	vs. LHP	.291	913	266	15	81
-	-	-	-	-	DH	-	-	-	-	-	.264	417	110	7	41	vs. RHP	.282	2895	815	33	251

MARK GRUDZIELANEK'S CAREER HITTING BREAKDOWN BY BALLPARK

BALLPARK	AVG.	AB	H	HR	RBI	BALLPARK	AVG.	AB	H	HR	RBI
Astrodome	.204	98	20	1	3	Comerica Park	-	-	-	-	-
Atlanta-Fulton County Stadium	.149	47	7	0	2	Comiskey Park (new)	-	-	-	-	-
Bank One Ballpark	.219	96	21	1	4	Edison Int'l Field/Anaheim	.150	20	3	0	1
Busch Stadium	.298	104	31	1	11	Fenway Park	.000	9	0	0	0
Cinergy Field/Riverfront Stadium	.294	109	32	1	12	Jacobs Field	-	-	-	-	-
Coors Field	.361	144	52	3	27	Kauffman/Royals Stadium	-	-	-	-	-
County Stadium	.375	64	24	1	11	Metrodome	-	-	-	-	-
Dodger Stadium	.283	952	269	18	89	Network Assoc./Oak. Coliseum	.250	16	4	0	0
Enron Field	.357	28	10	1	7	Oriole Park at Camden Yards	.286	14	4	0	1
Miller Park	.083	12	1	0	0	SAFECO Field	-	-	-	-	-
Olympic Stadium	.303	1019	309	10	83	SkyDome	.211	19	4	0	3
Pacific Bell Park	.319	47	15	0	5	The Ballpark in Arlington	.500	14	7	0	4
PCN Park	.333	24	8	0	0	Tropicana Field	.300	10	3	0	3
Pro Player Stadium	.254	130	33	1	9	Yankee Stadium	.400	15	6	0	2
Qualcomm Stadium	.241	145	35	3	10						
Shea Stadium	.296	125	37	1	13						
3Com/Candlestick Park	.263	114	30	2	9						
Three Rivers Stadium	.314	105	33	0	5						
Turner Field	.248	101	25	0	3						
Veterans Stadium	.217	115	25	0	7						
Wrigley Field	.295	112	33	4	8						

MARK GRUDZIELANEK'S CAREER FIELDING RECORD

POSITION	PCT	G	PO	A	E	TC	DP
Second Base	.979	294	557	799	29	1385	177
Third Base	.935	31	18	68	6	92	2
Shortstop	.961	619	870	1765	107	2742	351

CAREER TRANSACTIONS

- Selected by the New York Mets in the 17th round of the June 1989 First-Year Player Draft, did not sign.
- Selected by Montreal in the 11th round of the June 1991 First-Year Player Draft.
- Acquired by Los Angeles with Carlos Perez (LHP) and Hiram Bocachica (OF/INF) from Montreal for Wilton Guerrero (INF), Ted Lilly (LHP), Peter Bergeron (OF) and Jon Tucker (INF) on July 31, 1998.

DISABLED LIST

- June 2-July 5, 1999 (fractured right hand).
- June 12-27, 2001 (left ankle sprain).

CAREER SINGLE-GAME BESTS

Most Hits:	5 (4 times), last time: July 22, 1999(2) vs. COL	Most Stolen Bases:	3, June 15, 1996 at CIN
Most RBI:	4 (4 times), last time: June 1, 2001 at HOU	Most Walks:	3 (twice), last time: Sept. 13, 1999 vs. MON
Most Home Runs:	2 (twice), last time: April 6, 2001 vs. SF	Longest Hitting Streak:	17 games (twice), last time: April 13-May 12, 1997
Most Runs Scored:	4, July 22, 1999 (second game) vs. COL	Career Grand Slams:	1, June 1, 2001 at HOU (Nelson Cruz)



DAVE HANSEN

25

INFIELDER

Bats/Throws:	Left/Right	Height/Weight:	6-0/195
Opening Day Age:	33	M.L. Service:	9.125
Born:	November 24, 1968 in Long Beach, CA		
Resides:	San Juan Capistrano, CA		
Acquired:	Signed as a free agent on January 11, 1999		

CAREER SUMMARY: Among active players entering the 2002 season, ranks third with 110 career pinch-hits behind Lenny Harris (151) and John Vander Wal (117) and seventh with a career .274 pinch-hit average (110-for-402), minimum 50 hits...ranks 10th on the all-time career pinch-hit list...is the Dodgers' single-season record holder with 18 pinch-hits in 1993 and ranks second on the all-time franchise list with 100 pinch-hits, behind Manny Mota with 106..

2001: Batted .236 (33-for-140) with two home runs and 20 RBI in 92 games...ended the season batting .225 (9-for-40) as a pinch-hitter...batted .240 (24-for-100) with five doubles, 23 walks, two homers and 16 RBI in 29 starts (15 at first base, 13 at third base and one as designated hitter)...tied for second with Colorado's Greg Norton among National League pinch-hitters with five doubles (Tony Gwynn had six)...tied four others in the NL with nine pinch-hit walks...led all NL pinch-hitters with four intentional walks...ranked sixth among NL pinch-hitters with a .360 OBP (minimum 40 at-bats)...among active pinch-hitters, his 35 runs rank fourth behind John Vander Wal (61), Lenny Harris (53) and Mark Sweeney (37)...is third among active pinch-hitters with 110 hits, behind Harris (151) and Vander Wal (117)...is third with 20 pinch-hit doubles behind VanderWal (30) and Harris (24)...his 13 pinch-hit homers are second only to Vander Wal's 17...his 64 pinch-hit RBI are second to Vander Wal's 91...his career .382 OBP is tied for the lead with Dave Magadan (minimum 200 at-bats)...ranks 10th on the all-time pinch-hit list with 110 and his .274 (110-for-402) average is good for 12th all-time...his RBI pinch-hit double in the seventh inning in the Dodgers 9-5 victory over San Francisco on Sept. 25 gave him 100 career pinch-hits as a Dodger and 110 overall...he is second on the Dodger all-time list behind Dodger coach Manny Mota who has 106...Was 3-for-4 with a career-high four RBI (third time) in the club's 6-2 win at Florida on Aug. 23...**2000:** Batted .289 with eight home runs and 26 RBI in 102 games during his record-breaking season for the Dodgers...placed his name in the record books when he slugged a pinch-hit three-run homer on Sept. 12 at Arizona off Curt Schilling to tie the score 4-4 in the seventh inning...the pinch-hit homer was his seventh of the season, which set a Major League record for most pinch-hit home runs in one season...the old mark of six pinch-hit homers was set by Johnny Frederick of the Brooklyn Dodgers in 1932...Hansen finished the season with a .273 average (15-for-55) as a pinch-hitter with seven home runs and 14 RBI...has hit 12 pinch-hit homers as a Dodger and 13 in his Major League career which rank eighth all-time...Cliff Johnson holds the Major League record with 20 career pinch-hit home runs and the only active player with more pinch-homers than Hansen is John Vander Wal who has 16...hit a pinch-hit solo homer in the eighth inning on Aug. 9 vs. Chicago to tie the score 4-4 and establish a Dodger franchise record with 10 career pinch-hit homers...hit .310 (35-for-113) vs. right-handed pitching and went 0-for-8 vs. left-handers...batted .313 (21-for-67) with four home runs and 18 RBI in games on the road...hit .286 (6-for-21) with a double, triple, three home runs and 13 RBI when batting with a runner in scoring position and two outs...also had 26 walks and a .415 on-base percentage...started for the Dodgers at first base (three games), third base (nine games), left field (one game) and designated hitter (five games)...**1999:** Returned to the Dodgers after playing in 1997 with Chicago Cubs and 1998 with Japan's Hanshin Tigers...became first Dodger since Hideo Nomo in 1995 to play in United States after appearing the previous season in Japan...batted .252 in 100 games with two home runs and 17 RBI...went 13-for-48 (.271) with one home run and eight RBI coming off the bench...collected pinch-hit double in eighth inning of Dodgers' 3-2 victory over Cubs May 12...through May 12, was 7-for-10 as pinch-hitter and reached base 10 times in 14 pinch-hit at-bats...hit sixth career pinch-hit home run April 8 with two outs in ninth inning vs. Colorado's Dave Veres...hit other home run on April 19 vs. Atlanta...snapped 0-for-11 skid with RBI single on Sept. 15...broke 0-for-12 slump as a pinch-hitter with two-run single at Houston on Oct. 3...reached base 29 times in 66 pinch-hit appearances (13 hits, 16 walks, hit by pitch)...started three games at first base, seven games at third base and two games as a designated hitter...**1998:** Batted .253 with 13 doubles, one triple, 11 home runs and 55 RBI in 121 games for the last-place Hanshin Tigers in the Japanese Central League...among league leaders, he tied for fourth with six sacrifice flies...**1997:** Was a valuable utility player and pinch-hitter with the Cubs, batting .311 in 90 games with three homers and 21 RBI...had 18 hits in his final 44 at-bats (.409)...saw action in 51 games at third base (35 starts), four games at first base (three starts) and one game at second base...when he appeared at second base on July 30 at Atlanta, it was the first time he played the position in the Majors...in his 38 starts, he batted .308 (33-for-107) with 23 walks...went 10-for-35 as a pinch-hitter (.286) with tow doubles, one triple, one home run and two walks...hit his 5th career pinch-hit home run on Aug. 11 off Chan Ho Park at Dodger

Stadium...had two sacrifice bunts, both suicide squeezes, on July 19 vs. Colorado and Sept. 28 at St. Louis...recorded his second Major League stolen base on May 26 at Pittsburgh...his only other steal took place in 1991...legged out his first career big league triple on Aug. 9 vs. San Diego in his 556th Major League contest...in a June 5 start at Philadelphia, he went 3-for-3 with a homer and a career-best four RBI...broke up Alex Fernandez's no-hit bid with a one-out infield single in the bottom of the ninth inning on April 10 vs. Florida at Wrigley Field...**1996:** Was utilized mostly as a pinch-hitter with the Dodgers, seeing action in 80 games, including 58 in a pinch-hitting capacity...hit .256 (11-for-43) with four RBI as a pinch-hitter...overall, he batted .221...made 10 starts at third base and seven at first base...his start at first base on April 24 vs. Houston was the first of his career at that position...saw action in two games of the Division Series vs. Atlanta, going 0-for-2...**1995:** Appeared in 100 games for the Dodgers and batted .287 with 10 doubles, one home run and 14 RBI...as a pinch-hitter, he hit .314 (11-for-35)...opened the season as the starting third baseman, subbing for the injured Tim Lincecum...started 15 of the Dodgers' first 22 games...made 43 total starts at third...batted .314 (38-for-121) in his final 28 starting assignments...went 2-for-3 in the Division Series against Cincinnati...**1994:** Saw action in 40 games and went 15-for-44 (.341)...was 8-for-31 (.258) as a pinch-hitter and 7-for-11 (.636) in his four starts...was on the disabled list from May 9-28 with a strained right side abdominal muscle...**1993:** Batted .362 in 84 games with four home runs and 30 RBI...set the Dodgers' franchise record for most pinch hits in a season with 18, the third-highest total in the NL...was 18-for-55 as a pinch hitter (.327) with two homers and a league-best 18 RBI...slugged a ninth-inning game-winning pinch-hit grand slam off Mike Jackson on June 28 vs. San Francisco...also hit a pinch-hit home run off Florida's Charlie Hough on Sept. 5...reached base in eight consecutive pinch-hit appearances from June 7-28, going 5-for-5 with three walks...had his first career four-hit contest on Oct. 1 vs. San Francisco...**1992:** Appeared in 132 games in his first full Major League season...batted .214 with six homers and 22 RBI...saw action in 108 games at third base, including 98 starts, and led all NL third basemen with a .968 fielding percentage...made just one error in his last 54 starts...had a career-high seven-game hitting streak from July 7-11, going 10-for-21 (.476) with three RBI...had a pinch-hit homer off Atlanta's Juan Berenguer on June 8...**1991:** Played in 53 games in two stints with the Dodgers, hitting .268...was on Dodgers' roster from June 18-July 3 and July 10 through the end of the season...had 10 pinch hits, including his first career home run on July 20 off New York's Wally Whitehurst...batted .303 in 68 games at Triple-A Albuquerque...was selected as the top defensive third baseman in the Pacific Coast League by *Baseball America*...**1990:** Saw his first Major League action in September and went 1-for-7 in five games...made his Major League debut as a pinch-hitter on Sept. 16 vs. Cincinnati...collected his first hit on Oct. 3 off San Diego's Eric Show...was a PCL All-Star at Albuquerque, batting .316 with 11 homers and 92 RBI...led league third baseman in fielding percentage (.926), assists (254), total chances (349) and double plays (25)...**1989:** Spent most of the campaign at Double-A San Antonio, batting .297 in 121 games...received a late-season promotion to Albuquerque...**1988:** Led the Florida State League in hits (149) and RBI (81) at Single-A Vero Beach...tied for the league lead in doubles (28) and batted .291, the seventh-best average in the league...led league third basemen in total chances (383) and double plays (24)...was named to the Topps Single-A All-Star team...**1986:** Made his professional debut at Rookie Great Falls, batting .299 in 61 games.

PERSONAL: David Andrew Hansen...he and his wife, Julie, have two daughters, Samantha and Allison...graduated from Rowland High School in Walnut, CA in 1986, where he played baseball and football...was named to the all-state team following his senior season...also earned All-Sierra League honors from 1984-86 and All-San Gabriel Valley honors from 1985-86...signed by Gib Bodet.

DAVE HANSEN'S CAREER BATTING RECORD

YEAR TEAM	AVG	G	AB	R	H	2B	3B	HR	RBI	SH	SF	HP	BB	SO	SB	CS	E
1986 Great Falls	.299	61	204	39	61	7	3	1	36	1	0	0	27	28	9	3	4
1987 Bakersfield	.262	132	432	68	113	22	1	3	38	6	1	4	65	61	4	2	45
1988 Vero Beach	.291	135	512	149	149	28	6	7	81	1	9	4	56	46	2	2	18
1989 San Antonio	.297	121	464	72	138	21	4	6	52	0	5	2	50	44	3	2	16
Albuquerque	.267	6	30	6	8	1	0	2	10	0	0	0	2	3	0	0	3
1990 Albuquerque	.316	135	487	90	154	20	3	11	92	0	9	3	90	54	9	4	26
LOS ANGELES	.143	5	7	0	1	0	0	0	1	0	0	0	3	0	0	0	-
1991 Albuquerque	.303	68	254	42	77	11	1	5	40	0	7	0	49	33	4	3	6
LOS ANGELES	.268	53	56	3	15	4	0	1	5	0	0	0	2	12	1	0	0
1992 LOS ANGELES	.214	132	341	30	73	11	0	6	22	0	2	1	34	49	0	2	8
1993 LOS ANGELES	.362	84	105	13	38	3	0	4	30	0	1	0	21	13	0	1	3
1994 LOS ANGELES	.341	40	44	3	15	3	0	0	5	0	0	0	5	5	0	0	1
1995 LOS ANGELES	.287	100	181	19	52	10	0	1	14	0	1	0	28	28	0	0	7
1996 LOS ANGELES	.221	80	104	7	23	1	0	0	6	0	1	0	11	22	0	0	1
1997 CHICAGO (NL)	.311	90	151	19	47	8	2	3	21	2	1	1	31	32	1	2	7
1998 Hanshin (Japan)	.253	121	400	42	101	13	1	11	55	-	-	-	42	89	0	-	-
1999 LOS ANGELES	.252	100	107	14	27	8	1	2	17	0	1	2	26	20	0	0	2
2000 LOS ANGELES	.289	102	121	18	35	6	2	8	26	0	0	0	26	32	0	1	3
2001 LOS ANGELES	.236	92	140	13	33	10	0	2	20	0	3	0	32	29	0	1	6
Major League Totals-11 years	.268	878	1357	139	359	64	5	27	167	2	10	5	216	245	2	7	39
Dodger Totals-10 years	.259	788	1206	120	312	56	3	24	146	0	9	4	185	213	1	5	32
Minor League Totals-6 years	.294	658	2383	466	700	110	18	35	349	8	31	13	339	269	31	16	118

DAVE HANSEN'S CAREER DIVISION SERIES BATTING RECORD

YEAR TEAM VS. OPP.	AVG	G	AB	R	H	2B	3B	HR	RBI	SH	SF	HP	BB	SO	SB	CS	E
1995 LOS ANGELES vs. Cin.	.667	3	3	0	2	0	0	0	0	0	0	0	0	0	0	0	0
1996 LOS ANGELES vs. Atl.	.000	2	2	0	0	0	0	0	0	0	0	0	0	0	0	0	0
Division Series Totals	.400	5	5	0	2	0	0	0	0	0	0	0	0	0	0	0	0

DAVE HANSEN'S CAREER BATTING BREAKDOWN

2001					CAREER					2001					CAREER						
AVG	AB	H	HR	RBI	TEAM	AVG	AB	H	HR	RBI	AVG	AB	H	HR	RBI	TEAM	AVG	AB	H	HR	RBI
.158	19	3	0	1	Arizona	.216	37	8	1	5	.286	7	2	0	1	Anaheim	.250	20	5	0	4
.000	6	0	0	1	Atlanta	.188	85	16	2	7	-	-	-	-	-	Baltimore	-	-	-	-	-
.333	6	2	0	0	Chicago	.298	84	25	3	9	-	-	-	-	-	Boston	-	-	-	-	-
.333	9	3	0	3	Cincinnati	.272	81	22	0	13	-	-	-	-	-	Chicago	-	-	-	-	-
.211	19	4	2	4	Colorado	.275	69	19	5	14	-	-	-	-	-	Cleveland	-	-	-	-	-
.313	16	5	0	4	Florida	.242	66	16	1	10	-	-	-	-	-	Detroit	-	-	-	-	-
.444	9	4	0	0	Houston	.250	124	31	3	12	-	-	-	-	-	Kansas City	.143	7	1	0	0
-	-	-	-	-	Los Angeles	.368	19	7	1	2	-	-	-	-	-	Minnesota	-	-	-	-	-
-	-	-	-	-	Milwaukee	.333	9	3	0	0	-	-	-	-	-	New York	-	-	-	-	-
.000	2	0	0	0	Montreal	.233	86	20	2	11	-	-	-	-	-	Oakland	.143	14	2	0	0
.400	5	2	0	1	New York	.235	85	20	1	7	.000	3	0	0	0	Seattle	.125	8	1	0	0
.143	7	1	0	0	Philadelphia	.292	106	31	2	15	-	-	-	-	-	Tampa Bay	-	-	-	-	-
.333	6	2	0	1	Pittsburgh	.317	82	26	0	4	.000	4	0	0	1	Texas	.182	22	4	0	5
.000	3	0	0	0	San Diego	.267	135	36	1	15	-	-	-	-	-	Toronto	-	-	-	-	-
.222	9	2	0	1	San Francisco	.277	119	33	3	21	.203	64	13	1	5	Home	.261	651	170	11	61
.375	8	3	0	2	March/April	.270	137	37	4	16	.263	76	20	1	15	Road	.268	706	189	16	106
.200	5	1	0	0	May	.250	232	58	4	21	.222	99	22	1	16	Day	.255	447	114	8	54
.244	41	10	1	6	June	.249	225	56	6	29	.241	137	33	2	20	Grass	.266	1103	293	20	126
.263	38	10	0	3	July	.288	236	68	4	37	.000	3	0	0	0	Turf	.260	254	66	7	41
.188	16	3	1	1	August	.256	277	71	3	28	.250	88	22	1	9	Pre-ASG	.262	695	182	14	79
.273	22	6	0	7	Sept./Oct.	.276	250	69	6	36	.212	52	11	1	11	Post-ASG	.267	662	177	13	88
.167	18	3	0	3	Pinch-Hitting	.274	402	110	13	64	.100	10	1	1	3	vs. LHP	.186	113	21	1	11
.225	40	9	0	4	DH	.261	23	6	0	3	.246	130	32	1	17	vs. RHP	.272	1244	338	26	156
1.000	1	1	0	1																	

DAVE HANSEN'S CAREER HITTING BREAKDOWN BY BALLPARK

BALLPARK	AVG.	AB	H	HR	RBI	BALLPARK	AVG.	AB	H	HR	RBI
Astrodome	.212	52	11	2	8	Comerica Park	-	-	-	-	-
Atlanta-Fulton County Stadium	.065	31	2	0	0	Comiskey Park (new)	-	-	-	-	-
Bank One Ballpark	.158	19	3	1	5	Edison Int'l Field/Anaheim	.273	11	3	0	2
Bush Stadium	.354	48	17	2	12	Fenway Park	-	-	-	-	-
Cinergy Field/Riverfront Stadium	.308	52	16	0	10	Jacobs Field	-	-	-	-	-
Coors Field	.237	38	9	2	3	Kauffman/Royals Stadium	-	-	-	-	-
County Stadium	.429	7	3	0	0	Metrodome	-	-	-	-	-
Dodger Stadium	.262	610	160	11	59	Network Assoc./Oak. Coliseum	.111	9	1	0	0
Enron Field	.444	9	4	0	0	Oriole Park at Camden Yards	-	-	-	-	-
Miller High Stadium	.500	2	1	0	1	SAFECO Field	.000	3	0	0	0
Miller Park	-	-	-	-	-	SkyDome	-	-	-	-	-
Olympic Stadium	.170	47	8	2	6	The Ballpark in Arlington	.308	13	4	0	4
Pacific Bell Park	.455	11	5	0	4	Tropicana Field	-	-	-	-	-
PNC Park	.333	6	2	0	1	Yankee Stadium	-	-	-	-	-
Pro Player Stadium	.257	35	9	1	10						
Qualcomm/Jack Murphy Stadium	.298	57	17	0	7						
Shea Stadium	.211	38	8	1	4						
3Com/Candlestick Park	.210	62	13	1	5						
Three Rivers Stadium	.276	29	8	0	2						
Turner Field	.263	19	5	0	3						
Veterans Stadium	.305	59	18	1	10						
Wrigley Field	.356	90	32	3	11						

DAVE HANSEN'S CAREER FIELDING RECORD

POSITION	PCT	G	PO	A	E	TC	DP
First Base	.984	73	338	27	6	371	29
Second Base	-	1	0	0	0	0	0
Third Base	.946	334	148	433	33	614	34
Shortstop	1.000	2	1	1	0	2	1
Outfield	1.000	5	4	0	0	4	0

CAREER TRANSACTIONS

- Selected by Los Angeles in the second round of the June 1986 First-Year Player Draft.
- Signed by the Chicago Cubs as a free agent on Jan. 22, 1997.
- Signed by Los Angeles as a free agent on Jan. 11, 1999.

DISABLED LIST

- May 9-28, 1994 (strained right abdominal muscle).
- March 27-April 26, 2001 (broken left hand)

CAREER SINGLE-GAME BESTS

Most Hits:	4, Oct. 1, 1993 vs. SF	Most Stolen Bases:	1 (twice), last time: May 26, 1997 at PIT
Most RBI:	4 (3 times), last time: Aug. 23, 2001 at FLA	Most Walks:	3 (5 times), last time: June 2, 2000 at ANA
Most Home Runs:	1 (27 times), last time: July 22, 2001 at COL	Longest Hitting Streak:	7 games, July 7-11, 1992
Most Runs Scored:	3 (twice), last time: June 21, 1995 at STL	Career Grand Slams:	1, June 28, 1993 vs. SF (Mike Jackson)



MATT HERGES

49

RIGHT-HANDED PITCHER

Bats/Throws:	Left/Right	Height/Weight:	6-0/200™
Opening Day Age:	32	M.L. Service:	2.066
Born:	April 1, 1970 in Champaign, IL		
Resides:	Champaign, IL		
Acquired:	Signed as a non-drafted free agent on June 13, 1992		

CAREER SUMMARY: Perseverance has paid off for this durable right-hander...after seven-plus seasons in the minor leagues, finally made his Major League debut Aug. 3, 1999...has spent past two full seasons in the big leagues and has been among the Majors' busiest relievers, having logged 187 innings in 130 games of relief, compiling a 20-8 record with two saves...the 20 wins out of the bullpen are the most in the Major Leagues over the past two seasons...was a perfect 11-0 as a rookie reliever in 2000...earned first Major League win April 21, 2000 at Cincinnati...notched first big league save Sept. 1, 2000 at Colorado.

2001: After a stellar rookie season in 2000, the right-hander got the call often out of the Dodger bullpen, going 9-8 with one save and a 3.44 ERA...made 75 appearances to rank second on the team behind Jeff Shaw (77)...his nine wins tied Montreal's Graeme Lloyd and San Francisco's Felix Rodriguez for first among National League relief pitchers...ranked second among Major League relievers in innings pitched with 99.1, trailing Cincinnati's Scott Sullivan (103.1)...was 6-2 with a 2.72 ERA and limited opponents to a .208 batting average in 37 appearances at Dodger Stadium...was 3-2 with a 1.78 ERA in day games (22 games, 30.1 innings)...led club with 15 holds...his 75 appearances tie him with Scott Radinsky (1997) for fourth on the all-time single-season Dodger list...in nine interleague games, was 2-1 with a 1.88 ERA and 13 strikeouts in 14.1 innings...on April 7 in a 10-4 win vs. San Francisco, pitched a season-high 3.0 innings, allowing no runs and one hit with three strikeouts...posted first of three straight wins, pitching two scoreless innings May 28 vs. Colorado...during 12-outing stretch from May 12-June 30, went 3-1 with a 1.35 ERA, giving up just three earned runs and 13 hits in 20.0 innings...June 11 vs. Texas, pitched 2.1 shutout innings, allowing a hit and striking out a pair in the Dodger victory...June 13 vs. Texas, retired all five batters he faced to win third straight decision...July 7 vs. Seattle, earned third straight win with 2.0 scoreless innings...in club's 15-inning July 14 win over Oakland, tossed 2.1 shutout innings, striking out a season-high four batters...retired side in order in ninth inning of 4-1 win at Pittsburgh on July 17 to notch the second save of his Major League career (the other was on Sept. 1, 2000 at Colorado)...July 19 vs. Milwaukee, pitched 1.2 innings, allowing an earned run, and was credited with his fourth straight win...in eight appearances from Aug. 12-30, allowed just one earned run and struck out 12 in 8.0 innings...in Dodger victory Aug. 30 vs. Colorado, retired all six batters he faced, two on strikeouts...in 12 outings from Sept. 2-Oct. 5, was 1-0 with a 1.29 ERA and 10 strikeouts in 14.0 innings...pitched 0.2 innings Sept. 5 at Colorado and picked up his ninth win...in the Sept. 22 Dodger triumph vs. Arizona, retired all six batters he faced...in club's Oct. 5 victory at San Francisco, retired fall five batters he faced, two on strikeouts...at the conclusion of the season, underwent arthroscopic surgery Oct. 11 at Centinela Hospital Medical Center to clear scar tissue from his left knee...**2000:** Had an outstanding rookie season, going 11-3 with a 3.17 ERA and one save in 59 games...was 11-0 with a 2.57 ERA (25 earned runs in 87.2 innings) in 55 outings out of the bullpen...in 29 games at Dodger Stadium, was 5-2 with a 2.32 ERA (14 ER/54.1 IP)...his 59 appearances were third on the staff and tied for the second most by a Dodger rookie pitcher with Steve Howe (1980) and second only to Pedro Martinez (65, 1993)...his 11 wins tied Rick Ankiel of St. Louis for the most wins by an NL rookie and his 75 strikeouts were ninth among NL rookies...his .786 winning percentage was tops among NL rookies with 10 or more decisions...won first eight decisions of the season, the most by a Major League rookie since Livan Hernandez won his first nine decisions for Florida in 1997...the 8-0 start was also the best by a Dodger pitcher since Fernando Valenzuela won his first eight decisions in 1981...his 8-0 start tied Valenzuela and Don Sutton (1972) for the third-best start of a season by a Dodger hurler, trailing Rick Rhoden's 9-0 in 1976 and Ed Roebuck's 10-0 in 1962...the eight-game winning streak was the longest by a Dodger since Martinez won eight straight May 25-Aug. 26, 1993...began season by not allowing an earned run in 19.1 innings over 12 games before surrendering first earned runs on May 8 at Arizona...picked up his first Major League victory with 2.2 hitless innings on April 21 at Cincinnati in a 9-2 Dodger win...tied career high with five strikeouts during 3.0 scoreless innings on June 16 vs. St. Louis...called on to make first Major League start Aug. 7 vs. Chicago and suffered his first defeat of the season, allowing three runs in 6.0 innings in a 7-3 loss...stayed in rotation and made three more starts before returning to bullpen...earned first Major League save with 4.0 scoreless innings in 12-1 win at Colorado on Sept. 10...**1999:** Had two tours of duty with Dodgers in first big-league season...contract was initially purchased from Triple-A Albuquerque on July 30 and made Major League debut on Aug. 3 at Houston...parents drove from hometown Champaign, IL to witness first day in Majors...appeared in four games before being optioned to Albuquerque on Aug. 13...in his two stints with Albuquerque, compiled an 8-3 record in 21 starts with the Dukes...recalled by Dodgers on Aug. 23...pitched in 13 games the rest of the season...**1998:** Split time at Double-A San Antonio and Albuquerque for third straight season...**1997:** Failed to win a game for the first time in his career, going 0-9 in 35 games (15 starts) at San Antonio and Albuquerque...**1996:** Combined for a 7-3 record and 2.68 ERA at San Antonio and Albuquerque...won Pacific Coast League Pitcher of the Week and Dodger Minor League Pitcher of the Week honors for Aug. 11-17...**1995:** Was a combined 5-5 with nine saves for San Antonio and Single-A California League champion San Bernardino...went 5-2 with a save for the Spirit...**1994:** Led Single-A Vero Beach in wins (8), games pitched (48) and innings pitched (111)...**1993:**

Topped Single-A Bakersfield staff with 51 appearances...1992: Made pro debut at Single-A Yakima and led club in saves (9) and games pitched (27).

PERSONAL: Matthew Tyler Herges (hur-GESS)...married to Jane...played at Illinois State University after attending Centennial High School in Champaign, IL...his brother-in-law is Colorado Rockies' outfielder Todd Hollandsworth...signed by Glen Van Proyen.

MATT HERGES' CAREER PITCHING RECORD

YEAR TEAM	W-L	ERA	G	GS	CG	SHO	SV	IP	H	R	ER	HR	HB	BB	SO	WP	BK
1992 Yakima	2-3	3.22	27	0	0	0	9	44.2	33	21	16	2	3	24	57	2	3
1993 Bakersfield	2-6	3.69	51	0	0	0	2	90.1	70	49	37	6	10	56	84	4	3
1994 Vero Beach	8-9	3.32	48	3	1	0	3	111.0	115	45	41	8	4	33	61	3	3
1995 San Antonio	0-3	4.88	19	0	0	0	8	27.2	34	16	15	2	0	16	18	3	0
San Bernardino	5-2	3.66	22	2	0	0	1	51.2	58	29	21	3	2	15	35	0	0
1996 Albuquerque	4-1	2.60	10	4	2	1	0	34.2	33	11	10	2	0	14	15	1	0
San Antonio	3-2	2.71	30	6	0	0	3	83.0	83	38	25	3	2	28	45	5	1
1997 San Antonio	0-1	8.81	4	3	0	0	0	15.1	22	15	15	2	2	10	12	3	0
Albuquerque	0-8	8.89	31	12	0	0	0	85.0	120	92	84	13	9	46	61	5	0
1998 San Antonio	0-0	0.00	3	0	0	0	0	6.0	3	0	0	0	0	2	3	0	0
Albuquerque	3-5	5.71	34	8	0	0	0	88.1	115	64	56	9	5	37	75	4	0
1999 Albuquerque	8-3	4.73	21	21	2	0	0	131.1	135	82	69	17	7	47	88	4	0
LOS ANGELES	0-2	4.07	17	0	0	0	0	24.1	24	13	11	5	1	8	18	0	0
2000 LOS ANGELES	11-3	3.17	59	4	0	0	1	110.2	100	43	39	7	6	40	75	4	0
2001 LOS ANGELES	9-8	3.44	75	0	0	0	1	99.1	97	39	38	8	8	46	76	2	0
Major League Totals-3 years	20-13	3.38	151	4	0	0	2	234.1	221	95	88	20	15	94	169	6	0
Dodger Totals - 3 years	20-13	3.38	151	4	0	0	2	234.1	221	95	88	20	15	94	169	6	0
Minor League Totals-8 years	35-43	4.55	300	59	5	1	26	769.0	821	462	389	67	44	328	554	34	10

MATT HERGES' CAREER PITCHING BREAKDOWN

2001				CAREER				2001				CAREER									
W-L	ERA	G	IP	ER	W-L	ERA	G	IP	ER	W-L	ERA	G	IP	ER	TEAM	W-L	ERA	G	IP	ER	
1-0-0	1.42	8	12.2	2	Arizona	2-0-0	4.96	11	16.1	9	0-1-0	1.80	4	5.0	1	Anaheim	0-1-0	4.50	7	8.0	4
0-0-0	2.70	3	3.1	1	Atlanta	0-0-0	1.93	7	9.1	2	-	-	-	-	-	Baltimore	-	-	-	-	-
0-1-0	6.00	4	3.0	2	Chicago	0-2-0	4.67	9	4.67	9	-	-	-	-	-	Boston	-	-	-	-	-
0-1-0	6.75	2	2.2	2	Cincinnati	2-1-0	3.00	8	3.00	4	-	-	-	-	-	Chicago	-	-	-	-	-
2-2-0	3.97	9	11.1	5	Colorado	3-2-1	2.31	14	23.1	6	-	-	-	-	-	Cleveland	-	-	-	-	-
0-0-0	0.00	1	1.0	0	Florida	1-2-0	3.97	6	11.1	5	-	-	-	-	-	Detroit	-	-	-	-	-
0-0-0	1.50	3	6.0	1	Houston	2-0-0	1.33	10	20.1	3	-	-	-	-	-	Kansas City	-	-	-	-	-
-	-	-	-	-	Los Angeles	-	-	-	-	-	-	-	-	-	-	Minnesota	-	-	-	-	-
1-1-0	3.86	3	4.2	2	Milwaukee	1-1-0	3.12	4	8.2	3	-	-	-	-	-	New York	-	-	-	-	-
0-0-0	0.00	2	2.0	0	Montreal	0-1-0	3.86	7	14.0	6	0-0-0	5.40	2	3.1	2	Oakland	0-0-0	4.15	3	4.1	2
0-0-0	3.00	3	3.0	1	New York	0-0-0	1.54	9	11.2	2	1-0-0	0.00	1	2.0	0	Seattle	2-0-0	0.00	2	4.0	0
1-0-0	15.00	3	3.0	5	Philadelphia	2-0-0	5.00	6	9.0	5	-	-	-	-	-	Tampa Bay	-	-	-	-	-
0-0-1	0.00	4	5.2	0	Pittsburgh	1-0-1	0.66	10	13.2	1	1-0-0	0.00	2	4.0	0	Texas	1-0-0	0.00	3	4.2	0
0-0-0	2.45	3	3.2	1	St. Louis	0-0-0	0.59	7	9.2	6	-	-	-	-	-	Toronto	-	-	-	-	-
1-2-0	6.75	8	8.0	6	San Diego	1-3-0	6.92	13	13.0	10	6-2-0	2.72	37	53.0	16	Home	11-5-0	2.82	74	118.0	37
1-0-0	4.20	10	15.0	7	San Francisco	2-0-0	4.18	15	23.2	11	3-6-1	4.27	38	46.1	22	Road	9-8-2	3.95	77	116.1	51
1-1-0	2.16	10	16.2	4	Mar/April	2-1-0	1.14	20	31.2	4	3-2-0	1.78	22	30.1	6	Day	3-2-1	2.65	46	71.1	21
1-3-0	4.61	10	13.2	7	May	3-3-0	5.40	21	31.2	19	6-6-1	4.17	53	69.0	32	Night	17-11-1	3.70	105	163.0	67
3-2-0	3.63	15	22.1	9	June	5-2-0	3.62	25	37.1	15	9-8-1	3.24	72	97.1	35	Grass	18-13-2	3.44	138	214.1	82
3-2-1	4.34	14	18.2	9	July	5-2-1	3.48	25	33.2	13	0-0-0	13.50	3	2.0	3	Turf	2-0-0	2.70	13	20.0	6
0-0-0	3.65	13	12.1	5	August	1-3-0	4.32	26	50.0	24	7-6-0	3.43	38	57.2	22	Pre-ASG	13-6-0	3.35	73	110.0	41
1-0-0	2.30	13	15.2	4	Sept/Oct	4-2-1	2.34	34	50.0	13	2-2-1	3.46	37	41.2	16	Post-ASG	7-7-2	3.40	78	124.1	47
-	-	-	-	-	-	-	-	-	-	-	-	-	-	-	Starter	0-3-0	5.48	4	23.0	14	
-	-	-	-	-	-	-	-	-	-	-	-	-	-	-	Reliever	20-10-2	3.15	147	211.1	74	

MATT HERGES' CAREER PITCHING BREAKDOWN BY BALLPARK

BALLPARK	W-L	ERA	G	IP	ER	BALLPARK	W-L	ERA	G	IP	ER
Astrodome	0-0-0	2.84	3	6.1	2	Comenica Park	-	-	-	-	-
Bank One Ballpark	1-0-0	9.35	5	8.2	9	Comiskey Park (new)	-	-	-	-	-
Busch Stadium	0-0-0	9.64	4	4.2	5	Edison Int'l Field/Anaheim	0-1-0	8.10	3	3.1	3
Cinergy Field/Riverfront Stadium	1-1-0	1.59	3	5.2	1	Fenway Park	-	-	-	-	-
Coors Field	1-1-1	3.29	8	13.2	5	Jacobs Field	-	-	-	-	-
County Stadium	0-0-0	2.25	1	4.0	1	Kauffman/Royals Stadium	-	-	-	-	-
Dodger Stadium	11-5-0	2.82	74	118.0	37	Metrodome	-	-	-	-	-
Enron Field	2-0-0	1.13	4	8.0	1	Network Assoc./Oak. Coliseum	0-0-0	5.40	2	3.1	2
Miller Park	0-1-0	3.00	2	3.0	1	Oriole Park at Camden Yards	-	-	-	-	-
Olympic Stadium	0-0-0	2.25	3	4.0	1	SAFECO Field	1-0-0	0.00	1	2.0	0
Pacific Bell Park	0-0-0	4.70	6	7.2	4	SkyDome	-	-	-	-	-
PNC Park	0-0-1	0.00	2	2.0	0	The Ballpark in Arlington	0-0-0	0.00	1	0.2	0
Pro Player Stadium	1-2-0	4.35	5	10.1	5	Tropicana Field	-	-	-	-	-
Qualcomm /Jack Murphy Stadium	1-1-0	3.38	6	5.1	2	Yankee Stadium	-	-	-	-	-
Shea Stadium	0-0-0	0.00	3	4.0	0	-	-	-	-	-	-
Three Rivers Stadium	1-0-0	0.00	2	3.0	0	-	-	-	-	-	-
Turner Field	0-0-0	1.69	5	5.1	1	-	-	-	-	-	-
Veterans Stadium	0-0-0	9.00	3	3.0	3	-	-	-	-	-	-
Wrigley Field	0-1-0	5.40	5	8.1	5	-	-	-	-	-	-

HERGES

MATT HERGES' CAREER FIELDING RECORD

POSITION	PCT	G	PO	A	E	TC	DP
Pitcher	.960	151	11	37	2	50	3

MATT HERGES' CAREER BATTING RECORD

YEAR TEAM	AVG	G	AB	R	H	2B	3B	HR	RBI	SH	SF	HP	BB	SO	SB	CS	E
1999 LOS ANGELES	.000	17	1	0	0	0	0	0	0	0	0	0	0	1	0	0	0
2000 LOS ANGELES	.077	59	13	0	1	0	0	0	0	1	0	0	0	8	0	0	1
2001 LOS ANGELES	.444	75	9	0	4	0	0	0	1	1	0	0	0	3	0	0	1
Major League Totals-3 years	.217	151	23	0	5	0	0	0	1	2	0	0	0	12	0	0	2

CAREER TRANSACTIONS

■ Signed by Los Angeles as a non-drafted free agent on June 13, 1992.

DISABLED LIST

■ Has not spent time on the disabled list in the Major Leagues.

CAREER SINGLE-GAME BESTS

Low Hit Complete Game:	None	Most Strikeouts:	5 (twice), last time: June 16, 2000 vs. STL
Most Innings Pitched - Starter:	6.0 (3 times), last: Aug. 21, 2000 vs MTL	Most Walks:	5, Aug. 21, 2000 vs. MTL
Most Innings Pitched - Reliever:	4.0 (twice), last time: Sept. 10, 2000 at COL	Longest Winning Streak:	8 games, April 21-Aug. 1, 2000
		Longest Losing Streak:	3 games (twice), last time: May 1-22, 2001



CRAIG HOUSE

81

RIGHT-HANDED PITCHER

Bats/Throws:	Right/Right	Height/Weight:	6-2/221
Opening Day Age:	24	M.L. Service:	0.067
Born:	July 8, 1977 in Naha Air Force Base, Okinawa, Japan		
Resides:	Nashville, TN		
Acquired:	Claimed off waivers from the New York Mets on February 5, 2002		

CAREER SUMMARY: The hard-throwing right-handed reliever has appeared in 16 Major League games with the Colorado Rockies...claimed off waivers by Los Angeles from the New York Mets and placed on the 40-man roster on Feb. 5, 2002...has hit 100 MPH with his sinking fastball and is known for having a very original delivery...made his Major League debut on Aug. 6, 2000 vs. Philadelphia, pitching 1.0 inning striking out three of the four batters he faced...earned his first Major League victory on Aug. 14, 2000 at Montreal, going 1.1 innings and allowing one hit and no runs...is 6-5 with a 3.43 ERA with 180 strikeouts in 139.0 innings of work over 119 games in three minor league seasons.

2001: Pitched the entire season for Triple-A Colorado Springs in the Colorado Rockies' organization, before being acquired by the New York Mets on Jan. 21 in a three-team trade with Colorado and Milwaukee...was 2-2 with a 4.45 ERA (29 ER/58.2 IP) with six saves in 54 games...he struck out 62 batters in 58.2 inning...averaged 10.59 strikeouts per nine innings with Triple-A Colorado Springs of the Pacific Coast League...on April 26 against Nashville, he surrendered his first career minor league home run...had gone 92.1 innings without allowing a home run in the minors...posted a 1.96 ERA in 18.1 innings in the month of August...hurled a season-high 3.0 innings on Aug. 9 vs. Tucson...held right-handed batters to a .190 (27-for-142) batting average...**2000:** Had his contract purchased by Colorado on Aug. 6 after spending a little over one calendar year (414 days) in the minor leagues, becoming the fastest player in Colorado organization history to reach the Majors...appeared in 16 games with the Rockies, going 1-1 with a 7.24 ERA (11 ER/13.2 IP)...was 0-0 with a 3.00 ERA in 10 games at Coors Field...made his Major League debut on Aug. 6 vs. Philadelphia...entered the game with no outs in the eighth inning and struck out Bobby Abreu on three pitches clocked at 95, 97 and 99, respectively, and went on to strike out the side in his first inning of work...fanned eight in 13.2 innings, or 5.27 per nine innings pitched...walked 17 batters, going 0-1 with a blown save and 9.82 ERA (8 ER/7.1 IP) in games in which he walked a batter...went 1-0 with a 4.26 ERA (3 ER/6.1 IP) in six outings without a walk...picked up his first Major League victory on Aug. 14 at Montreal...pitched 1.1 scoreless innings of relief, entering the game with two out in the seventh and stranded his lone inherited runner in scoring position, fanning his first batter faced...then pitched a scoreless eighth as the Rockies came back to win the game from three runs down...suffered his first loss the next day, in Game 1 of a two-night doubleheader at New York on

Aug. 15...entered the game in the seventh with a 4-2 lead and allowed both inherited runners to score as well as two more...in three save situations, he recorded two holds with one blown save...did not permit a home run over his first 85.0 professional innings until the Mets' Mike Bordick hit a home run on Aug. 17...made three stops in the Rockies' organizational ladder before he had his contract purchased on Aug. 6...appeared with Single-A Salem of the Carolina League, Double-A Carolina of the Southern League and Triple-A Colorado Springs of the Pacific Coast League, going a combined 2-2 with a 3.15 ERA (16 ER/45.2 IP) and 21 saves in 39 games...struck out 60 in his 45.2 innings of work and only allowed 27 hits, without giving up a home run...was 2-0 with a 2.25 ERA with eight saves and 24 strikeouts in 16.0 innings of work with Salem...recorded a win and five saves over his first seven outings with Salem, including recording a save in four straight contests from April 7-15, fanning 10 over that stretch...picked up five saves with a 1.00 ERA and 13 strikeouts over nine-innings of work in a seven-game span with the Double-A Carolina Mudcats...struck out two-or-more batters in 10 of his 18 outings with the Mudcats, fanning batters at an 11.8 per nine innings pitched clip...was 0-1 with a 0.82 ERA (1 ER/11.0 IP) with 15 strikeouts in seven road games...was 0-0 with a 3.24 ERA in eight outings with Colorado Springs...recorded four saves and eight strikeouts with the Triple-A club...**1999:** Helped Single-A Portland of the Northwest League capture the division title and a postseason appearance in his first professional season...named the team's Most Valuable Player, helping the club reach the league finals, compiling a 2-1 record with a 2.08 ERA and 11 saves in 26 games...led the league Roloids Relief Man Award standings with 35 points...held opposing batters to a .209 batting average (28-for-134) and did not allow a homer...finished first in the league in strikeouts per nine innings (15.06) and second in saves...finished the season ranked fifth in games (26) and third in games finished (19)...named a Northwest League short-season All-Star by *Baseball America* and awarded the Roloids Relief Man Award for August, recording eight saves during the month.

COLLEGE/AMATEUR HIGHLIGHTS: Named all-conference as a designated hitter and pitcher for Conference USA in 1999 as a senior with the University of Memphis...was 8-4 with four complete-games and one shutout in 13 starts as a senior...also batted .351 (67-for-191) with seven home runs, 38 RBI and four stolen bases...recorded the second highest single-season strikeout total in school history with 112 strikeouts in 92.2 innings...is the school's all-time strikeout leader with 303...earned National Collegiate Player-of-the-Week twice during his career.

PERSONAL: Craig Michael House...graduated from Christian Brothers High School in Tennessee...was all-state and All-Metro Conference in baseball.

CRAIG HOUSE'S CAREER PITCHING RECORD

YEAR TEAM	W-L	ERA	G	GS	CG	SHO	SV	IP	H	R	ER	HR	HB	BB	SO	WP	BK
1999 Portland	2-1	2.08	26	0	0	0	11	34.2	28	14	8	0	5	14	58	4	2
2000 Salem	2-0	2.25	13	0	0	0	8	16.0	7	4	4	0	2	10	24	7	0
Carolina	0-2	3.80	18	0	0	0	9	21.1	14	11	9	0	0	15	28	6	0
Colorado Springs	0-0	3.24	8	0	0	0	4	8.1	6	4	3	0	1	2	8	1	0
COLORADO	1-1	7.24	16	0	0	0	0	13.2	13	11	11	3	2	17	8	0	0
2001 Colorado Springs	2-2	4.45	54	0	0	0	6	58.2	50	32	29	4	6	31	62	9	0
Major League Totals-1 year	1-1	7.24	16	0	0	0	0	13.2	13	11	11	3	2	17	8	0	0
Minor League Totals-3 years	6-5	3.43	119	0	0	0	38	139.0	105	65	53	4	14	72	180	27	2

CRAIG HOUSE'S CAREER PITCHING BREAKDOWN

2001					CAREER					2001					CAREER					
W-L-S	ERA	G	IP	ER	W-L-S	ERA	G	IP	ER	W-L-S	ERA	G	IP	ER	TEAM	W-L-S	ERA	G	IP	ER
-	-	-	-	-	Arizona	0-0-0	18.00	1	1.0	2	-	-	-	-	Anaheim	-	-	-	-	-
-	-	-	-	-	Atlanta	0-0-0	0.00	3	2.1	0	-	-	-	-	Baltimore	-	-	-	-	-
-	-	-	-	-	Chicago	-	-	-	-	-	-	-	-	-	Boston	-	-	-	-	-
-	-	-	-	-	Cincinnati	-	-	-	-	-	-	-	-	-	Chicago	-	-	-	-	-
-	-	-	-	-	Colorado	-	-	-	-	-	-	-	-	-	Cleveland	-	-	-	-	-
-	-	-	-	-	Florida	0-0-0	0.00	1	1.0	0	-	-	-	-	Detroit	-	-	-	-	-
-	-	-	-	-	Houston	-	-	-	-	-	-	-	-	-	Kansas City	-	-	-	-	-
-	-	-	-	-	Los Angeles	0-0-0	11.57	2	2.1	3	-	-	-	-	Minnesota	-	-	-	-	-
-	-	-	-	-	Milwaukee	0-0-0	0.00	1	0.1	0	-	-	-	-	New York	-	-	-	-	-
-	-	-	-	-	Montreal	1-0-0	0.00	2	2.1	0	-	-	-	-	Oakland	-	-	-	-	-
-	-	-	-	-	New York	0-1-0	33.75	2	1.1	5	-	-	-	-	Seattle	-	-	-	-	-
-	-	-	-	-	Philadelphia	0-0-0	0.00	1	1.0	0	-	-	-	-	Tampa Bay	-	-	-	-	-
-	-	-	-	-	Pittsburgh	0-0-0	4.50	3	2.0	1	-	-	-	-	Texas	-	-	-	-	-
-	-	-	-	-	St. Louis	-	-	-	-	-	-	-	-	-	Toronto	-	-	-	-	-
-	-	-	-	-	San Diego	-	-	-	-	-	-	-	-	-	Home	0-0-0	3.00	10	9.0	3
-	-	-	-	-	San Francisco	-	-	-	-	-	-	-	-	-	Road	1-1-0	15.43	6	4.2	8
-	-	-	-	-	Mar/April	-	-	-	-	-	-	-	-	-	Day	0-0-0	10.13	9	8.0	9
-	-	-	-	-	May	-	-	-	-	-	-	-	-	-	Night	1-1-0	3.18	7	5.2	2
-	-	-	-	-	June	-	-	-	-	-	-	-	-	-	Grass	0-1-0	9.58	13	10.1	11
-	-	-	-	-	July	-	-	-	-	-	-	-	-	-	Turf	1-0-0	0.00	3	3.1	0
-	-	-	-	-	August	1-1-0	5.40	12	10.0	6	-	-	-	-	Pre-ASG	-	-	-	-	-
-	-	-	-	-	Sept/Oct	0-0-0	12.27	4	3.2	5	-	-	-	-	Post-ASG	1-1-0	7.24	16	13.2	11
-	-	-	-	-							-	-	-	-	Starter	-	-	-	-	-
-	-	-	-	-							-	-	-	-	Reliever	1-1-0	7.24	16	13.2	11

CRAIG HOUSE'S CAREER PITCHING BREAKDOWN BY BALLPARK

BALLPARK	W-L-S	ERA	G	IP	ER	BALLPARK	W-L-S	ERA	G	IP	ER
Astrodome	-	-	-	-	-	Comerica Park	-	-	-	-	-
Bank One Ballpark	-	-	-	-	-	Comiskey Park (new)	-	-	-	-	-
Busch Stadium	-	-	-	-	-	Edison Int'l Field/Anaheim	-	-	-	-	-
Cinergy Field/Riverfront Stadium	-	-	-	-	-	Fenway Park	-	-	-	-	-
Coors Field	0-0-0	3.00	10	9.0	3	Jacobs Field	-	-	-	-	-
County Stadium	-	-	-	-	-	Kauffman/Royals Stadium	-	-	-	-	-
Dodger Stadium	0-0-0	0.00	1	0.0	3	Metrodome	-	-	-	-	-
Enron Field	-	-	-	-	-	Network Assoc./Oak. Coliseum	-	-	-	-	-
Miller Park	-	-	-	-	-	Oriole Park at Camden Yards	-	-	-	-	-
Olympic Stadium	1-0-0	0.00	2	2.1	0	SAFECO Field	-	-	-	-	-
Pacific Bell Park	-	-	-	-	-	SkyDome	-	-	-	-	-
PNC Park	-	-	-	-	-	The Ballpark in Arlington	-	-	-	-	-
Pro Player Stadium	-	-	-	-	-	Tropicana Field	-	-	-	-	-
Qualcomm /Jack Murphy Stadium	-	-	-	-	-	Yankee Stadium	-	-	-	-	-
Shea Stadium	0-1-0	33.75	2	1.1	5						
Three Rivers Stadium	0-0-0	0.00	1	1.0	0						
Turner Field	-	-	-	-	-						
Veterans Stadium	-	-	-	-	-						
Wrigley Field	-	-	-	-	-						

CRAIG HOUSE'S CAREER FIELDING RECORD

POSITION	PCT	G	PO	A	E	TC	DP
Pitcher	1.000	16	0	3	0	3	0

CRAIG HOUSE'S CAREER BATTING RECORD

YEAR TEAM	AVG	G	AB	R	H	2B	3B	HR	RBI	SH	SF	HP	BB	SO	SB	CS	E
2000 COLORADO	-	16	0	0	0	0	0	0	0	0	0	0	0	0	0	0	0
Major League Totals—1 year	-	16	0	0	0	0	0	0	0	0	0	0	0	0	0	0	0

CAREER TRANSACTIONS

- Selected by Colorado in the 12th round of the June 1999 First-Year Player Draft.
- Acquired by New York (NL) along with Ross Gload (INF/OF) and Alex Ochoa (OF) from Colorado for Benny Agbayani (OF), Todd Zeile (INF), and cash considerations on Jan. 21, 2002.
- Claimed off waivers by Los Angeles on Feb. 5, 2002.

DISABLED LIST

- Has not spent time on the disabled list in the Major Leagues.

CAREER SINGLE-GAME BESTS

Low Hit Complete Game:	None	Most Strikeouts:	3, Aug. 6, 2000 vs. PHI
Most Innings Pitched – Starter:	None	Most Walks:	3 (twice), last time: Sept. 17, 2000 at LA
Most Innings Pitched – Reliever:	2.1, Sept. 10, 2000 vs. LA	Longest Winning Streak:	1, Aug. 14, 2000
		Longest Losing Streak:	1, Aug. 15, 2000-current



KAZUHISA ISHII

17

LEFT-HANDED PITCHER

Bats/Throws: Left/Left Height/Weight: 6-0/190
 Opening Day Age: 28 M.L. Service: 0.000
 Born: September 9, 1973 in Tokyo, Japan
 Resides: Chiba, Japan
 Acquired: Signed a four-year free agent contract on February 8, 2002

CAREER SUMMARY: A former Japanese all-star, Ishii compiled a 78-46 record with a 3.38 ERA and 1,277 strikeouts in 1184.1 innings of work over 244 games in 10 years with the Yakult Swallows...made his debut with the Swallows on June 9, 1992 following his selection in the first round of the 1991 November draft...appeared in six of the last 10 Japan Series (1992, 1993, 1995, 1996, 1997 and 2001), winning five titles...threw a no-hitter on Sept. 2, 1997 vs. the Yokohama Bay Stars.

2001: Was 12-6 with a 3.39 ERA and 173 strikeouts in 175.0 innings...ranked second in the Central League with a .667 winning percentage, 27 games started and 173 strikeouts...his 3.39 ERA ranked eighth in the Japanese League...helped lead the Swallows to their first Japan Series Championship in four years, defeating the Osaka Kintetsu Buffaloes in the finals...in Game 1 of the Japan Series, he pitched 8.0 shutout innings and carried a no-hitter into the seventh, giving up one hit and striking out 12...the 12 strikeouts tied a Japan Series record and marked the second time in his career that he reached the mark, having also accomplished the feat in 1997...**2000:** Went 10-9 with a 2.61 ERA, ranking first among league ERA leaders...after starting the season 2-9, finished 9-0...led the Central League with 210 strikeouts in 29 games and 183.0 innings pitched...**1999:** Went 8-6 with a 4.80 ERA in 23 games in 133.0 innings while striking out 162 batters...**1998:** Compiled a 14-6 record with a 3.30 ERA (12th in the league)...his 14 victories and 196.1 innings pitched marked career highs...led the league in strikeouts with 241...**1997:** Went 10-4 with 120 strikeouts in 117.2 innings of work, including a no-hitter on Sept. 2 against the Yokohama Bay Stars...missed the first two months of the season rehabilitating from shoulder surgery and fell 18.0 innings short of qualifying for the league ERA title, which he would have won with a 1.91 mark...among pitchers in both the Central and Pacific Leagues with over 100 innings, he had the highest rate of strikeouts per nine-innings (9.18) and the lowest rate of hits (5.58) and home runs (.382) allowed per game...in his only start during the Japan Series, he pitched a 1-0 complete-game shutout, allowing three hits and striking out 12 in Game One against the Seibu Lions...came back and pitched the sixth and seventh innings of Game Five, earning the win while striking out three and allowing one hit en route to the Japan Series championship...finished with a 2-0 record, 0.00 ERA and 15 strikeouts in 11.0 innings pitched, allowing four hits and holding opponents to a .114 batting average in two Japan Series games...**1996:** Went 1-5 with a 5.23 ERA in eight games during the season, missing the majority of the year with arm troubles...**1995:** Finished the season with a 13-4 mark with one save and a 2.76 ERA, to rank fourth in the league in ERA...his save would be the only one of his 10-year career with Yakult...his 13-4 record led the league in winning percentage (.765)...helped lead Yakult to the Japan Series title over the Orix Blue Wave, marking his third championship in four years...**1994:** Went 7-5 with a 4.08 ERA in 54 games and 108.0 innings pitched...struck out 98 batters...**1993:** In his second full season with Yakult, was 3-1 with a 4.70 ERA in 19 games and 59.1 innings...the left-hander struck out 66 batters in his 59.1 innings of work...won his second Japan Series title in as many years as the Swallows defeated the Seibu Lions...**1992:** Was 0-0 with a 4.18 ERA in his rookie season with Yakult...earned his first of what would be five Japan Series titles, helping guide the Swallows over the Seibu Lions.

PERSONAL: Kazuhisa Ishii (Kah-zoo-hee-sah E-shee-e)...signed a four-year free agent contract with two club options for 2006 and 2007 on Feb. 8, 2002...he and his wife Ayako Kisa have one child, Kanta (born on Dec. 3, 2001)...wife is a television news anchor for the evening news on Fuji TV and once served as host of the sports program "Pro Baseball News".

KAZUHISA ISHII'S CAREER JAPANESE LEAGUE PITCHING RECORD

Year	TEAM	W-L	ERA	G	GS	CG	SHO	SV	IP	H	R	ER	HR	HB	BB	SO	WP	BK
1992	Yakult	0-0	4.18	12	-	0	0	0	28.0	23	13	13	4	2	17	22	2	0
1993	Yakult	3-1	4.70	19	-	1	0	0	59.1	48	32	31	8	2	38	66	5	0
1994	Yakult	7-5	4.08	54	-	2	2	0	108.0	92	56	49	11	6	77	98	4	0
1995	Yakult	13-4	2.76	26	-	3	0	1	153.0	112	49	47	14	8	77	159	8	0
1996	Yakult	1-5	5.23	8	-	0	0	0	31.0	28	19	18	6	2	22	26	1	0
1997	Yakult	10-4	1.91	18	-	2	2	0	117.2	73	28	25	5	4	50	120	6	1
1998	Yakult	14-6	3.30	28	-	6	0	0	196.1	149	78	72	12	8	105	241	20	0
1999	Yakult	8-6	4.80	23	-	2	1	0	133.0	123	75	71	16	6	71	162	9	0
2000	Yakult	10-9	2.61	29	-	3	1	0	183.0	137	54	53	15	6	73	210	11	2
2001	Yakult	12-6	3.39	27	-	0	0	0	175.0	135	74	66	18	5	73	173	14	0
Japan League Totals-10 years		78-46	3.38	244	-	19	6	1	1184.1	920	478	445	109	49	603	1277	80	3

CAREER TRANSACTIONS

■ Signed as a free agent by Los Angeles on Feb. 8, 2002.

DISABLED LIST

■ Has not spent time on the disabled list in the Major Leagues.



CESAR IZTURIS

3

INFIELDER

Bats/Throws:	Switch/Right	Height/Weight:	5-9/175
Opening Day Age:	22	M.L. Service:	0.074
Born:	February 10, 1980 in Barquisimeto, Venezuela		
Resides:	Lara, Venezuela		
Acquired:	Acquired in a four-player trade with Toronto on December 13, 2001		

CAREER SUMMARY: Named one of Toronto's top prospects by *Baseball America* when he appeared in 46 Major League games in 2001, batting .269 with two triples, two home runs and nine RBI with eight stolen bases (in nine attempts)...was selected to play in MLB Futures Game in Seattle, but did not participate because he was recalled by Toronto on June 23...made his Major League debut on June 23, 2001, starting at shortstop at Boston, going 1-for-4 with his first Major League hit coming off Frank Castillo in first big league at-bat...on July 7, 2001, collected first home run, an inside-the-park two-run homer off of Montreal's Guillermo Mota.

2001: Split season between Triple-A Syracuse and Toronto...at Syracuse, hit .292 in 87 games with 16 doubles, three triples, two home runs, 35 RBI and 24 stolen bases...named to International League postseason all-star team at shortstop...named best defensive second baseman in the league by *Baseball America*...opened season in Syracuse, but was recalled by Toronto on April 5...did not make an appearance before being optioned back on April 9...struck out just 22 times in 342 at-bats...started the season 0-for-7, then collected hits in 19 of next 24 games...hit .347 in May with 13 RBI...batted .333 in June and was selected to play in MLB Futures Game in Seattle...did not play because he was recalled by Toronto on June 23...in 46 games for Toronto, hit .269 (52-for-134) with two home runs and nine RBI...made Major League debut on June 23 starting at shortstop at Boston...was 1-for-4 with first Major League hit off Frank Castillo in first big league at-bat...recorded three hits on June 30 vs. Boston...on July 7 vs. Montreal, collected first home run, an inside-the-park two-run homer...had consecutive three-hit games on July 7 and 8...hit second home run on July 24 in Boston off David Cone...optioned to Syracuse on July 31...recalled Sept. 1...hit .319 at home and .210 on the road...batted .308 with runners in scoring position...started 40 games, six at shortstop and 34 at second base...**2000:** Jumped from Single-A in 1999 to Triple-A with Syracuse in the International League...hit .218 in 132 games with 16 doubles, five triples and 27 RBI with 21 stolen bases...hit .204 in April with six extra-base hits and three RBI...in May, hit .235 and scored 12 runs, most of any month...collected a season-high four hits on May 3 at Richmond, going 4-for-4 with two doubles and an RBI...scored runs in seven straight games from May 16-27...posted best month average in June when he hit .241 with six RBI...collected 10 RBI over 13 games from July 23-Aug. 5...hit in a season-high six straight games from Aug. 7-12...hit .208 at home and .338 on the road...posted a .194 average against left-handed pitching and .226 with 24 of his 27 RBI against right-handed pitching...*Baseball America* rated him as having the best infield arm in the International League and as the third-best prospect in the Blue Jays organization...played winter ball with Lara in Venezuela...**1999:** Hit .308 in 131 games with Dunedin of the Florida State League (Single-A) and was selected as the R. Howard Webster award winner as team MVP...was second in the league with 165 hits, third in triples with 12 and sixth in average...the 165 hits were a club record and eighth in Single-A baseball overall...he was fourth in batting average by a switch-hitter and average by a shortstop...opened the season earning organizational Player of the Month honors in April after hitting .354 with five doubles, five triples and 21 RBI...posted a 21-game hitting streak from April 17-May 7...hit three home runs on the season, all in May including two in three days, May 1 and 3...for May, hit .323 with six doubles, three triples, three home runs and 21 RBI...average did not fall below .300 after April 13...had a five-hit game on Aug. 24 at Clearwater...posted monthly highs in August with a .370 average, 22 runs scored and eight doubles...hit .358 against left-hand pitching and .289 against right-handers...hit .319 on the road and .294 at home...with runners in scoring position, hit .340...rated by *Baseball America* as the third-best prospect in the organization and the fifth best in the Florida State League...**1998:** With Hagerstown (Single-A) of the South Atlantic League hit .262 with one home run and 38 RBI...was second in the SAL with just one strikeout every 10.40 plate appearances...led club with 20 stolen bases...hit in nine straight from April 15-24...hit .348 in August with five doubles, 15 runs scored and 18 RBI...in five SAL playoff games, he hit .319 (6-for-19) with a double, a home run and two RBI...appeared in 18 games for Lara in Venezuela in winter league play...**1997:** Made professional debut with St. Catharines and hit .190 in 70 games...led club with eight sacrifice hits...posted a seven-game hit streak from July 19-25, during which he hit .360.

PERSONAL: Cesar D. Izturis (I-S-tur-is)...married to the former Liliana Parra...reside in Lara, Venezuela with their son, Cesar Daniel (2)...Maicer Izturis, Cesar's older brother, is in his fifth year in the Cleveland Indians' organization ...signed by Emilio Carrasque and Mike Russell.

CESAR IZTURIS' CAREER BATTING RECORD

Year	TEAM	AVG	G	AB	R	H	2B	3B	HR	RBI	SH	SF	HP	BB	SO	SB	CS	E
1997	St. Catharines	.190	70	231	32	44	3	0	1	11	8	2	1	15	27	6	3	16
1998	Hagerstown	.262	130	413	56	108	13	1	1	38	9	2	2	20	43	20	9	29
1999	Dunedin	.308	131	536	77	165	28	12	3	77	17	9	6	22	58	32	16	21
2000	Syracuse	.218	132	435	54	95	16	5	0	27	13	2	1	20	44	21	11	12
2001	TORONTO	.269	46	134	19	36	6	2	2	9	4	0	0	2	15	8	1	3
	Syracuse	.292	87	342	32	100	16	3	2	35	4	5	1	10	22	24	9	16
Major League Totals - 1 year		.269	46	134	19	36	6	2	2	9	4	0	0	2	15	8	1	3
Minor League Totals - 5 years		.261	550	1957	251	512	76	21	7	188	51	20	11	87	194	103	48	94

CESAR IZTURIS' CAREER BATTING BREAKDOWN

2001					Career					2001					Career											
AVG	AB	H	HR	RBI	AVG	AB	H	HR	RBI	AVG	AB	H	HR	RBI	AVG	AB	H	HR	RBI							
-	-	-	-	-	-	-	-	-	-	-	-	-	-	-	-	-	-	-	-	-	-	-	-	-		
-	-	-	-	-	-	-	-	-	-	.235	17	4	0	0	Baltimore	.235	17	4	0	0	-	-	-	-	-	
-	-	-	-	-	-	-	-	-	-	.273	33	9	1	3	Boston	.273	33	9	1	3	-	-	-	-	-	
-	-	-	-	-	-	-	-	-	-	-	-	-	-	-	Chicago	-	-	-	-	-	-	-	-	-	-	
-	-	-	-	-	-	-	-	-	-	.222	9	2	0	0	Cleveland	.222	9	2	0	0	-	-	-	-	-	
-	-	-	-	-	-	-	-	-	-	.167	6	1	0	0	Detroit	.167	6	1	0	0	-	-	-	-	-	
-	-	-	-	-	-	-	-	-	-	-	-	-	-	-	Kansas City	-	-	-	-	-	-	-	-	-	-	
-	-	-	-	-	-	-	-	-	-	.000	3	0	0	0	Minnesota	.000	3	0	0	0	-	-	-	-	-	
-	-	-	-	-	-	-	-	-	-	.318	22	7	0	2	New York	.318	22	7	0	2	-	-	-	-	-	
.500	12	6	1	3	Montreal	.500	12	6	1	3	-	-	-	-	-	Oakland	-	-	-	-	-	-	-	-	-	-
.200	5	1	0	0	New York	.200	5	1	0	0	-	-	-	-	-	Seattle	-	-	-	-	-	-	-	-	-	-
.273	11	3	0	1	Philadelphia	.273	11	3	0	1	.188	16	3	0	0	Tampa Bay	.188	16	3	0	0	-	-	-	-	-
-	-	-	-	-	Pittsburgh	-	-	-	-	-	-	-	-	-	-	Texas	-	-	-	-	-	-	-	-	-	-
-	-	-	-	-	St. Louis	-	-	-	-	-	-	-	-	-	-	Toronto	-	-	-	-	-	-	-	-	-	-
-	-	-	-	-	San Diego	-	-	-	-	-	.319	72	23	1	6	Home	.319	72	23	1	6	-	-	-	-	-
-	-	-	-	-	San Francisco	-	-	-	-	-	.210	62	13	1	3	Road	.210	62	13	1	3	-	-	-	-	-
-	-	-	-	-	March/April	-	-	-	-	-	.308	39	12	1	4	Day	.308	39	12	1	4	-	-	-	-	-
-	-	-	-	-	May	-	-	-	-	-	.253	95	24	1	5	Night	.253	95	24	1	5	-	-	-	-	-
.368	19	7	0	1	June	.368	19	7	0	1	.189	37	7	1	2	Grass	.189	37	7	1	2	-	-	-	-	-
.222	72	16	2	6	July	.222	72	16	2	6	.299	97	29	1	7	Turf	.299	97	29	1	7	-	-	-	-	-
-	-	-	-	-	August	-	-	-	-	-	.313	48	15	1	4	Pre-ASG	.313	48	15	1	4	-	-	-	-	-
.321	28	9	0	2	September	.321	28	9	0	2	.244	86	21	1	5	Post-ASG	.244	86	21	1	5	-	-	-	-	-
.267	15	4	0	0	October	.267	15	4	0	0	.200	30	6	0	2	vs. LHP	.200	30	6	0	2	-	-	-	-	-
-	-	-	-	-	Pinch-Hitting	-	-	-	-	-	.288	104	30	2	7	vs. RHP	.288	104	30	2	7	-	-	-	-	-
-	-	-	-	-	DH	-	-	-	-	-	-	-	-	-	-	-	-	-	-	-	-	-	-	-	-	

CESAR IZTURIS' CAREER HITTING BREAKDOWN BY BALLPARK

BALLPARK	AVG.	AB	H	HR	RBI	BALLPARK	AVG.	AB	H	HR	RBI
Bank One Ballpark	-	-	-	-	-	Comerica Park	.167	6	1	0	0
Busch Stadium	-	-	-	-	-	Comiskey Park (new)	-	-	-	-	-
Cinergy Field/Riverfront Stadium	-	-	-	-	-	Edison Int'l Field/Anaheim	-	-	-	-	-
Coors Field	-	-	-	-	-	Fenway Park	.143	14	2	1	2
Dodger Stadium	-	-	-	-	-	Jacobs Field	.000	1	0	0	0
Enron Field	-	-	-	-	-	Kauffman/Royals Stadium	-	-	-	-	-
Miller Park	-	-	-	-	-	Metrodome	-	-	-	-	-
Olympic Stadium	-	-	-	-	-	Network Assoc./Oak. Coliseum	-	-	-	-	-
Pacific Bell Park	-	-	-	-	-	Oriole Park at Camden Yards	.286	7	2	0	0
PNC Park	-	-	-	-	-	SAFECO Field	-	-	-	-	-
Pro Player Stadium	-	-	-	-	-	SkyDome	.319	72	23	1	6
Qualcomm/Jack Murphy Stadium	-	-	-	-	-	The Ballpark in Arlington	-	-	-	-	-
Shea Stadium	.200	5	1	0	0	Tropicana Field	.214	14	3	0	0
3Com Park/Candlestick Park	-	-	-	-	-	Yankee Stadium	.250	4	1	0	0
Turner Field	-	-	-	-	-	-	-	-	-	-	-
Veterans Stadium	.273	11	3	0	1	-	-	-	-	-	-
Wrigley Field	-	-	-	-	-	-	-	-	-	-	-

CESAR IZTURIS' CAREER FIELDING RECORD

Position	PCT	G	PO	A	E	TC	DP
Second Base	.988	41	56	111	2	169	23
Shortstop	.964	6	16	11	1	28	5

CAREER TRANSACTIONS

- Signed as a non-drafted free agent by Toronto on July 3, 1996.
- Acquired by Los Angeles with Paul Quantrill (RHP) from Toronto for Luke Prokopec (RHP) and Chad Ricketts (RHP) on Dec. 13, 2001.

DISABLED LIST

- Has not spent time on the disabled list in the Major Leagues.

CAREER SINGLE-GAME BESTS

Most Hits: 3 (4 times), last time: Sept. 4, 2001 vs. NYY	Most Stolen Bases: 2, July 7, 2001 vs. MTL
Most RBI: 2 (3 times), last time: Sept. 4, 2001 vs. NYY	Most Walks: 1 (twice), last time: Sept. 8, 2001 at DET
Most Home Runs: 1 (twice), last time: July 24, 2001 at BOS	Longest Hitting Streak: 5 games, Sept. 28-Oct. 7, 2001
Most Runs Scored: 3, July 7, 2001 vs. MTL	Career Grand Slams: None



BRIAN JORDAN

33

OUTFIELDER

Bats/Throws: Right/Right	Height/Weight: 6-1/205
Opening Day Age: 35	M.L. Service: 9.048
Born: March 29, 1967 in Baltimore, MD	
Resides: Alpharetta, GA	
Acquired: Acquired in a four-player trade with Atlanta on January 15, 2002	

CAREER SUMMARY: Has an average of .290 with 23 homers and 95 RBI over his last four seasons, including career highs in home runs (25 in 1998 and 2001) and RBI (115 in 1999)...a two-sport star at the University of Richmond, he also spent three seasons in the National Football League with the Atlanta Falcons (1989-91) during which time he was named an alternate to the 1992 Pro Bowl...had two hits and four RBIs in his Major League debut April 8, 1992 vs New York...hit his first Major League homer on April 29, 1992 at San Francisco off Trevor Wilson.

2001: Posted a .295 batting average with 32 doubles, 25 home runs and 97 RBI...his 25 home runs tied a career-high set in 1998, seven of those which were three-run homers along with one grand slam...has compiled a .287 batting average with 149 home runs and 656 RBI in 1,077 games over his 10-year Major League career with the St. Louis Cardinals and Braves....on Opening Day, had two hits, including a double and scored two runs at Cincinnati...finished strong by hitting .400 in the final nine games with three home runs and 11 RBI...had a career-high 14-game hitting streak from April 23-May 8 (.346, 28-for-81)...hit dramatic two-out grand slam home run in bottom of the ninth, capping a seven-run rally giving the Braves a 8-5 win on Sept. 29...was his fourth career grand slam...scored a run in seven consecutive games, June 21-27...hit .179 through the first 17 games of the season, but batted .309 the remainder of the season...hit .322 (88-for-273) at Turner Field...batted .305 (82-for-269) with runners in scoring position...had monthly best eight home runs and 25 RBI in July...hit .344 in day games (55-for-160)...recorded a season-high four hits on July 8 at Boston...had a .991 fielding average in 144 games committing just three errors in 355 total chances...in 16 interleague games, hit .344 (22-for-64)...hit five home runs each against NL East opponents Philadelphia and New York...ranked ninth in NL with 11 outfield assists...was 2-for-11 in three NL Division series games against Houston...in five NLCS games versus Atlanta, batted .190 (4-for-21) with three RBI...**2000:** Slowed during the year by a multitude of injuries, yet spent only April 4-19 on the DL with a strained right rib cage muscle, after going 0-for-4 on Opening Day, April 3 vs. Rockies...besides the rib cage ailment, he was bothered at various times by sore shoulders (underwent off-season arthroscopic surgery), sore knees, sore ankles and a sore right hand...finished second in the NL and third in the Majors with a .402 batting average vs. lefties...enjoyed a productive first half (.296, 13 HR, 50 RBI), including batting .337 with nine homers and 21 RBI in May and .298 with three home runs and 23 RBI in June before ailments took their toll after the All-Star break (.223, 4 HR, 27 RBI)...had nine-game hitting streak May 12-23 (21-for-34, .618, 7 HR, 14 RBI) and a seven-game streak June 3-10 (11-for-27, .407, one homer, 10 RBI)...his seven RBI May 21 vs. San Diego are a career-high and most by a Brave in a game since Jeff Blausler had seven on May 11, 1996, at Philadelphia...had three two-homer games, all over an eight-game stretch: May 12 at Philadelphia, May 16 vs. San Francisco and May 21 vs. San Diego...hit .304 with 12 home runs, 48 RBI, 24 walks and a .365 on-base percentage while batting fifth, compared to .222, three home runs, 12 RBI, seven walks and a .274 on-base percentage while hitting fourth...had 12 RBI with the bases loaded (4-for-16)...hit .271 with seven home runs and 51 RBI with runners in scoring position...recorded two assists Aug. 5 at St. Louis, his third career two-assist game...stolen base vs. Rockies on Opening Day was 100th of his career...went 4-for-11 with one double and four RBI in three games...drove in four of Braves' nine runs in series...has a .400 batting average (16-for-40) in 10 career Division Series contests, with two home runs and 14 RBI...**1999:** Established a then career high with 115 RBI and matched his best output with 100 runs (also scored 100 runs in 1998)...had remarkable first half, batting .295 with 17 HR, 71 RBI, a .507 slugging percentage and .357 on-base percentage before the All-Star break...hit .356 with six home runs and 22 RBI in April...slowed down in the second half of season after being hit on the right hand by a pitch from the Expos' Mike Thurman June 22...dropped off to a .266 batting average with six home runs, 44 RBI, a .405 slugging percentage and .330 on-base percentage after the break, but had seven RBI last week of season...hit grand slam May 19 off Pirates' Francisco Cordova...had a 12-game hitting streak (15-for-46, .326, two homers, nine RBI) June 28-July 9...played in first All-Star Game, getting a single and walk in two plate appearances...posted a team-high .317 BA with runners in scoring position...hit .386 (39-for-101) when putting the first pitch in play to rank fifth in the NL...had season-high four RBI May 19 vs. Pirates, June 5 at Boston and July 31 vs. Phillies...homer July 3 at Mets was No. 100 of career...only two-home run game in 1999 came Aug. 15 at Los Angeles (sixth of career)...led the Braves' offense in the first round of the playoffs batting .471 (8-for-17) with one homer (the only Braves' home run in the NLCS) and seven RBI...three-run blast with two outs in the top of the sixth of

Game 3 at Houston erased a 2-0 Astros lead, before adding two-out, two-run, go-ahead double in the top of the 12th...his five RBI accounted for all the Braves' scoring in 5-3 victory...batted .200 (5-for-25) with two homers and five RBI in the National League Championship Series...smacked two-run homer in the bottom of the sixth of Game 2 in Atlanta, tying the score at 2-2...also hit solo homer in Game 4 at New York...stymied by Yankees pitching, recording only one hit in 13 AB (0:77) during the World Series...**1998:** Posted an outstanding season, leading St. Louis in batting average (.316), at-bats (564), hits (178) and multi-hit games (52)...scored a career-high 100 runs and drove in 91...batted .333 (97-for-291) with nine homers and 51 RBIs at home...batted .339 with 15 homers and 56 RBIs before the All-Star break...matched his career high and tied for eighth in National League with seven triples...his .351 batting average vs lefthanders ranked fifth in the NL...was second on the Cardinals with 44 two-out RBIs and 15 game-winning RBIs...was named NL Player of the Week for May 11-17, when he batted .556 (15-for-27) with three home runs and 10 RBIs in seven games...it marked the third time in his career he won the award...had his first career five-hit game and had four RBI May 15 vs Florida, with a home run, double and three singles...had four hits on May 23 vs. San Francisco...went 3-for-6 and hit two-out, two-run home run in the 10th on Aug. 15 vs Pittsburgh to tie the score at 7-7...also played third base for first time in his career in that game...had a career-best 11 outfield assists...homered in both games of Aug. 20 as a designated hitter at New York...had 13 three-hit games...**1997:** Began the season on the active roster but was hampered by injuries, managing just three extra-base hits among his first 22 hits...was placed on the disabled list May 7 with a bulging disc in his lower back...returned to the active roster on June 13 and played in 11 games before returning to the DL for a second time on June 27...returned to the roster on Aug. 10, but appeared in just 10 games before going on the DL for the final time on Aug. 25...doubled twice, stole third base and scored the game's only run in the opener of an April 19 doubleheader vs. San Diego at Honolulu...was errorless in 84 outfield chances...was hit by six pitches, tying for the Cardinal team lead despite playing in just 47 games...underwent surgery on his left wrist in September...worked with noted personal trainer Bob Kersey during the off-season to improve his back and overall strength and conditioning...**1996:** After missing first two weeks with wrist injury, began making contributions...matched his then career high with four hits April 23 at Montreal and July 14 at Chicago...meanwhile, got outstanding defensive season off and running with three assists in seven games April 21-27...hit first homer of season April 30 at Chicago, triggering 11-game hitting streak, batting .420 (34-for-81) and slugging .691 with 27 RBI over 22 games from June 11-July 5...had career-high six RBI in 9-2 win June 24 at Atlanta...drove in six runs for second time in a month with a two-run homer in first and his second career grand slam in sixth inning on July 13 at Chicago...drove in 11 runs in last three games of that series (with seven straight hits with runners in scoring position), 18 in seven-game RBI streak, and 22 with RBI in 10 of 11 outings, adding an eighth straight hit with RISP before streak ended at Cincinnati...batted .514 (19-for-37) with runners in scoring position over 27 games, June 24-July 23...hit .326 (30-for-92) in July with 33 RBI in 21 games...had two assists Aug. 21 at Colorado...recorded 16 consecutive steals, June 21-Aug. 26, before being caught Aug. 31 vs Colorado...compiled 10-game hit streak Aug. 29-Sept. 8, batting .500 (20-for-40) and slugging .700...hit sacrifice fly Sept. 9 at San Francisco, giving him 12 RBI in 11 games...equalled known modern record with 13 bases-loaded hits, set by Mike Devereaux in 1989...hit .684 with 31 RBI in bases-loaded situations and led NL with .422 BA with runners in scoring position...hit .343 (37-for-108) vs. left-handers...hit .338 (53-for-157) after the sixth inning and .341 (91-for-267) at Busch...was named NL Player of the Week three times, twice in July and once in September...finished third in NL with .994 fielding percentage (two errors in 320 total chances), the second best mark for right fielders...hit his second career grand slam, had third career two-homer game and equalled career high for RBI with six, July 13 at Chicago...hit two-run home run in ninth inning Oct. 5 at San Diego to complete 7-5 win and three-game Division Series sweep...had three hits and three RBI in finale...completed St. Louis comeback in Game 4 Oct. 13 vs Atlanta with eighth-inning homer for 4-3 victory in the National League Championship Series...**1995:** Given the chance to play on a regular basis and without injury, Jordan showed his ability to become a star...battled Ray Lankford neck-and-neck for the St. Louis home run and RBI leadership while also keeping his batting average near .300 for much of the season...finished with a .296 batting average and led the team in runs scored (83), hits (145), triples (four) and stolen bases (24)...finished second on the club in HR's and RBIs and established career highs for nearly every offensive category...teamed with Lankford to give the Cardinals their first 20-homer tandem since 1980...hit in a career-best 13 straight games (17-for-47, .362) from Aug. 9-22...batted .313 with 14 home runs and a team-leading 53 RBIs at Busch...batted .321 with runners in scoring position and .365 with a runner on third...ranked second among NL outfielders in fielding (.996) and narrowly missed joining Curt Flood as the only Cardinal outfielder to go errorless for an entire season...had two two-homer games, including Sept. 16 contest vs Los Angeles when he had nine total bases...finished second on the club in both multi-hit (42) and multi-RBI (19) games...led the Cardinals with his 23 infield hits...**1994:** Season was ended by a rib injury in early July...was one of the hottest hitters in spring training, batting .323 while leading the team with 19 RBI and tying for lead with four homers...struggled from the outset of the regular season, striking out 22 times in his first 60 at-bats...was hitless in first 24 at-bats with runners in scoring position...batted .344 with runners in scoring position in 1993 but slipped to .042 (2-for-48) in 1994...was 2-for-4 with a homer on April 14 vs. Los Angeles...hit two-run pinch homer June 28 at New York, helping St. Louis to an 8-6 win...hit in nine straight games June 16-28, increasing average from .227 to a season-high .261...suffered season-ending injury July 9 at Atlanta when he collided with Todd Zeile while chasing a pop foul and fractured four ribs...made only one error in 111 chances (.991)...appeared in one game at first...**1993:** Began the year as the Cardinals' starting left fielder but, was optioned to Louisville (Triple-A) on April 25 when his playing time was reduced following a slow start...in two months at Louisville, Jordan batted .378 with five HR's and 35 RBI in 38 games...was recalled on June 25...batted .337 (64-for-190) with 10 homers and 43 RBI in 54 games following his return...hit a grand slam homer and had five RBI in the Cardinals' 14-5 win vs Philadelphia on July 1...had two-homer games on two occasions, July 19 at Atlanta and Aug. 10 at Pittsburgh...26 of his 69 hits (38 percent) went for extra bases...injured left shoulder limited his availability late in the year...made just three starts after Sept. 1...last appearance was on Sept. 5 after which he underwent arthroscopic surgery to repair cartilage damage and shoulder tightness...batted .365 vs. left-handers, .344 with

runners in scoring position...**1992:** Was slated to start the season at Louisville (Triple-A), but was recalled on April 8 when Andres Galarraga went down with injury...had two hits and four RBIs in his Major League debut April 8 vs. New York...hit his first Major League homer on April 29 at San Francisco off Trevor Wilson...had three doubles in April 18 contest vs Chicago...hit in nine of 11 games between May 1-15, raising his batting average from .197 to .248...in his first 109 at-bats, 18 of 40 hits went for extra bases...made just one error in 106 outfield chances for .991 fielding percentage...was disabled May 23-June 22 with hamstring injury...agreed to exclusive three-year baseball contract in June, foregoing football career...was optioned to Louisville on July 12...hit .290 with four home runs and 16 RBI in 43 games with the Triple-A club...sat out final month of the season after injuring shoulder when he crashed into outfield wall...**1991:** Opened season strong at Louisville, hitting safely in 16 of first 19 games for a .301 average (22-for-73) from April 24-May 22...included during that span was a season-best six-game hit streak (May 10-15)...drove in three runs on May 12 at Denver...had a .321 spurt in late June (9-for-28)...finished season with a .264 average in 61 games when he left for Atlanta Falcons training camp on July 3...**1990:** Played just 25 games between Arkansas (Double-A) and St. Petersburg (Single-A)...was invited to Cardinals' Major League spring training camp and began the season at Arkansas...went on the disabled list with right wrist injury from May 6-17...was sent down to St. Petersburg after returning to the active list on May 17...wrist injury continued to give him problems and was diagnosed as a broken navicular bone on June 7...injury caused him to miss the remainder of the season...**1989:** Played in only 11 games during his second season of professional baseball...was slowed by ankle injury that he suffered while playing football in the Senior Bowl...showed much promise in those 11 games, however, hitting safely in 10...homered, tripled and drove in five runs on July 9 vs Port Charlotte...on July 13 vs. Sarasota, Jordan belted the first homer of the year by a St. Petersburg player at Al Lang Stadium...it came in the club's 45th home game...posted a .628 slugging average and was errorless in the outfield...**1988:** Was selected by St. Louis in the supplemental round of the 1988 free-agent draft...was additional compensation pick for the loss of free-agent Jack Clark...spent first pro season at Hamilton (Single-A)...had impressive debut on July 8 vs Little Falls with three hits and two outstanding defensive plays in centerfield...hit his first professional homer on July 10 vs. Oneonta...suffered a bone bruise on his right heel July 27 and played in only one game following the injury, before returning to the University of Richmond for his final season of college football.

Personal: Full name Brian O'Neal Jordan...married Pam and has a daughter, Briana, and a son, Bryson...a graduate of Milford High School in Baltimore, MD...played baseball, football and basketball in high school...attended University of Richmond where he played baseball and football and was a sociology major...was named All-America and all-conference in football...named all-conference in baseball...as a defensive back, was drafted by the Buffalo Bills in the 1989 NFL draft...was released during training camp and picked up by the Atlanta Falcons...spent three seasons (1989-91) with the Falcons and was named an alternate on the 1992 Pro Bowl team.

BRIAN JORDAN'S CAREER BATTING RECORD

Year	TEAM	AVG	G	AB	R	H	2B	3B	HR	RBI	SH	SF	HP	BB	SO	SB	CS	E
1988	Hamilton	.310	19	71	12	22	3	1	4	12	1	0	3	6	15	3	3	1
1989	St. Petersburg	.349	11	43	7	15	4	1	2	11	0	0	2	0	8	0	2	0
1990	Arkansas	.160	16	50	4	8	1	0	0	0	0	0	1	0	11	0	0	2
	St. Petersburg	.167	9	30	3	5	0	1	0	1	0	0	0	2	11	0	2	0
1991	Louisville	.264	61	212	35	56	11	4	4	24	1	0	8	17	41	10	3	2
1992	ST. LOUIS	.207	55	193	17	40	9	4	5	22	0	0	1	10	48	7	2	1
	Louisville	.290	43	155	23	45	3	1	4	16	0	2	4	8	21	13	2	1
1993	ST. LOUIS	.309	67	223	33	69	10	6	10	44	0	3	4	12	35	6	6	4
	Louisville	.375	38	144	24	54	13	2	5	35	0	2	3	16	17	9	4	0
1994	ST. LOUIS	.258	53	178	14	46	8	2	5	15	0	2	1	16	40	4	3	1
1995	ST. LOUIS	.296	131	490	83	145	20	4	22	81	0	2	11	22	79	24	9	1
1996	ST. LOUIS	.310	140	513	82	159	36	1	17	104	2	9	7	29	84	22	5	2
1997	ST. LOUIS	.234	47	145	17	34	5	0	0	10	0	0	6	10	21	6	1	0
	Louisville	.150	6	20	1	3	0	0	0	2	0	0	1	1	2	0	1	0
1998	ST. LOUIS	.316	150	564	100	178	34	7	25	91	0	4	9	40	66	17	5	9
1999	ATLANTA	.283	153	576	100	163	28	4	23	115	0	9	9	51	81	13	8	3
2000	ATLANTA	.264	133	489	71	129	26	0	17	77	0	5	5	38	80	10	2	3
2001	ATLANTA	.295	148	560	82	165	32	3	25	97	0	8	6	31	88	3	2	3
Major League Totals - 10 years		.287	1077	3931	599	1128	208	31	149	656	2	42	59	259	622	112	43	27
Minor League Totals - 7 years		.287	203	725	109	208	35	10	19	101	2	4	22	50	126	35	17	6

BRIAN JORDAN'S CAREER ALL-STAR GAME BATTING RECORD

Year	TEAM, Site	AVG	G	AB	R	H	2B	3B	HR	RBI	SH	SF	HP	BB	SO	SB	CS	E
1999	ATLANTA, at Bos.	1.000	1	1	0	1	0	0	0	0	0	0	0	1	0	0	1	0
All-Star Game Totals		1.000	1	1	0	1	0	0	0	0	0	0	0	1	0	0	1	0

BRIAN JORDAN'S CAREER DIVISION SERIES BATTING RECORD

Year	TEAM VS. OPP.	AVG	G	AB	R	H	2B	3B	HR	RBI	SH	SF	HP	BB	SO	SB	CS	E
1996	ST. LOUIS vs. SD	.333	3	12	4	4	0	0	1	3	0	0	0	1	3	1	0	0
1999	ATLANTA vs. Hou.	.471	4	17	2	8	1	0	1	7	0	1	0	1	2	0	1	0
2000	ATLANTA vs. Stl.	.364	3	11	1	4	1	0	0	4	0	0	0	1	1	0	0	0
2001	ATLANTA vs. Hou.	.182	3	11	1	2	0	0	1	2	0	1	0	0	5	0	1	0
Division Series Totals		.353	13	51	8	18	2	0	3	16	0	2	0	3	11	1	2	0

BRIAN JORDAN'S CAREER LEAGUE CHAMPIONSHIP SERIES BATTING RECORD

YEAR	TEAM VS. OPP.	AVG	G	AB	R	H	2B	3B	HR	RBI	SH	SF	HP	BB	SO	SB	CS	E	
1996	ST. LOUIS vs. Atl.	.240	7	25	3	6	1	1	1	2	0	0	0	1	3	0	0	0	
1999	ATLANTA vs. NY	.200	6	25	3	5	0	0	2	5	0	0	1	3	5	0	0	0	
2001	ATLANTA vs. Ari.	.190	5	21	1	4	2	0	0	3	0	0	0	0	6	0	0	0	
Championship Series Totals			.211	18	71	7	15	3	1	3	10	0	0	1	4	14	0	0	0

BRIAN JORDAN'S CAREER WORLD SERIES BATTING RECORD

Year	TEAM VS. OPP.	AVG	G	AB	R	H	2B	3B	HR	RBI	SH	SF	HP	BB	SO	SB	CS	E
1999	ATLANTA vs. NY	.077	4	13	1	1	0	0	0	1	0	0	0	4	2	0	0	1
World Series Totals			.077	4	13	1	1	0	0	1	0	0	0	4	2	0	0	1

BRIAN JORDAN'S CAREER BATTING BREAKDOWN

2001					CAREER					2001					CAREER						
AVG	AB	H	HR	RBI	TEAM	AVG	AB	H	HR	RBI	AVG	AB	H	HR	RBI	TEAM	AVG	AB	H	HR	RBI
.370	27	10	1	5	Arizona	.341	126	43	7	24	-	-	-	-	-	Anaheim	-	-	-	-	-
-	-	-	-	-	Atlanta	.246	175	43	5	25	.333	12	4	0	0	Baltimore	.229	35	8	0	2
.277	22	5	0	0	Chicago	.227	22	5	0	0	.316	19	6	1	3	Boston	.265	68	18	2	10
.238	21	5	1	4	Cincinnati	.238	21	5	1	4	-	-	-	-	-	Chicago	.231	13	3	1	3
.375	24	9	1	6	Colorado	.375	24	9	1	6	-	-	-	-	-	Cleveland	.250	16	4	0	0
.240	50	12	1	3	Florida	.240	50	12	1	3	-	-	-	-	-	Detroit	.429	7	3	0	2
.417	24	10	1	4	Houston	.417	24	10	1	4	-	-	-	-	-	Kansas City	.167	12	2	0	2
.346	26	9	1	4	Los Angeles	.346	26	9	1	4	-	-	-	-	-	Minnesota	.333	12	4	0	1
.500	12	6	0	1	Milwaukee	.500	12	6	0	1	.273	11	3	0	1	New York	.289	38	11	2	10
.309	68	21	4	16	Montreal	.309	68	21	4	16	-	-	-	-	-	Oakland	-	-	-	-	
.205	73	15	5	19	New York	.205	73	15	5	19	-	-	-	-	-	Seattle	-	-	-	-	
.311	74	23	5	14	Philadelphia	.311	74	23	5	14	.364	11	4	1	3	Tampa Bay	.182	33	6	2	4
.273	22	6	0	4	Pittsburgh	.273	22	6	0	4	-	-	-	-	-	Texas	-	-	-	-	
.385	13	5	0	1	St. Louis	.385	13	5	0	1	.455	11	5	1	4	Toronto	.466	35	17	1	12
.158	19	3	1	3	San Diego	.158	19	3	1	3	.322	273	88	14	48	Home	.303	1985	602	69	348
.190	21	4	1	2	San Francisco	.190	21	4	1	2	.268	287	77	11	49	Road	.270	1946	526	80	308
-	-	-	-	-	March	.000	4	0	0	0	.344	160	55	12	38	Day	.303	1160	351	53	218
.250	92	23	3	11	April	.271	627	170	19	86	.275	400	110	13	59	Night	.280	2771	777	96	438
.292	89	26	2	11	May	.295	654	193	31	117	.297	471	140	22	79	Grass	.291	2685	781	103	448
.281	89	25	3	19	June	.285	751	214	25	131	.281	89	25	3	18	Turf	.278	1246	347	46	208
.316	95	30	8	25	July	.289	686	198	31	131	.284	299	85	11	50	Pre-ASG	.287	2309	662	88	384
.349	86	30	4	12	August	.301	688	207	25	103	.307	261	80	14	47	Post-ASG	.287	1622	466	61	272
.278	90	25	4	16	Sept.	.280	492	138	17	84	.292	113	33	8	31	vs. LHP	.320	952	305	46	191
.316	19	6	1	3	Oct.	.276	29	8	1	4	.295	447	132	17	66	vs. RHP	.276	2979	823	103	465
.333	3	1	0	1	Pinch-Hitting	.357	42	15	2	11	-	-	-	-	-	-	-	-	-	-	
.143	7	1	0	1	DH	.300	20	6	0	3	-	-	-	-	-	-	-	-	-	-	

BRIAN JORDAN'S CAREER HITTING BREAKDOWN BY BALLPARK

BALLPARK	AVG.	AB	H	HR	RBI	BALLPARK	AVG.	AB	H	HR	RBI
Aloha Stadium-Honolulu	.333	6	2	0	0	Comerica Park	-	-	-	-	-
Astrodome	.256	125	32	3	16	Comiskey Park (new)	.231	13	3	1	3
Atlanta Fulton-County Stadium	.333	66	22	4	14	Edison Int'l Field/Anaheim	-	-	-	-	-
Bank One Ballpark	.365	63	23	4	14	Fenway Park	.325	40	13	2	7
Busch Stadium	.309	1222	378	37	208	Jacobs Field	.250	8	2	0	0
Cinergy Field/Riverfront Stadium	.275	91	25	3	13	Kauffman/Royals Stadium	-	-	-	-	-
Coors Field	.283	120	34	7	24	Metrodome	.333	12	4	0	1
County Stadium	.286	56	16	1	6	Network Assoc./Oak. Coliseum	-	-	-	-	-
Dodger Stadium	.240	121	29	6	21	Oriole Park at Camden Yards-	.154	13	2	0	2
Enron Field	.242	33	8	1	5	SAFECO Field	-	-	-	-	-
Mile High Stadium	.286	7	2	0	1	SkyDome	.478	23	11	1	7
Miller Park	-	-	-	-	-	The Ballpark in Arlington	-	-	-	-	-
Olympic Stadium	.258	178	46	2	26	Tropicana Field	.000	8	0	0	0
Pacific Bell Park	.150	20	3	0	2	Yankee Stadium	.320	25	8	1	6
PNC Park	-	-	-	-	-	-	-	-	-	-	-
Pro Player Stadium	.209	134	28	5	14	-	-	-	-	-	-
Qualcomm/Jack Murphy Stadium	.258	128	33	5	19	-	-	-	-	-	-
Shea Stadium	.292	154	45	11	34	-	-	-	-	-	-
3Com/Candlestick Park	.198	106	21	4	12	-	-	-	-	-	-
Three Rivers Stadium	.235	98	23	7	20	-	-	-	-	-	-
Turner Field	.293	784	230	32	140	-	-	-	-	-	-
Veterans Stadium	.276	134	37	5	19	-	-	-	-	-	-
Wrigley Field	.333	129	43	7	18	-	-	-	-	-	-

BRIAN JORDAN'S CAREER FIELDING RECORD

POSITION	PCT	G	PO	A	E	TC	DP
Outfield	.988	1035	2191	66	27	2284	14
First Base	1.000	2	1	1	0	2	0
Third Base	1.000	1	0	1	0	1	0

CAREER TRANSACTIONS

- Selected by Cleveland in the 20th round of the June 1985 First-Year Player Draft, did not sign.
- Selected by St. Louis in the supplemental round of the 1988 First-Year Player Draft as compensation for the loss of free agent Jack Clark.
- Signed as a free agent by Atlanta on Nov. 23, 1998.
- Acquired by Los Angeles with Odalis Perez (LHP) and Andrew Brown (RHP) from Atlanta for Gary Sheffield (OF) on Jan. 15, 2002.

DISABLED LIST

- May 23-June 21, 1992 (hamstring injury).
- July 10-end of season, 1994 (fractured ribs).
- March 31-April 15, 1996 (torn thumb ligaments).
- May 7-June 12, 1997 (bulging disk in lower back).
- June 27-Aug. 9, 1997 (bulging disk in lower back).
- Aug. 25- end of season, 1997 (bulging disk in lower back).
- April 4-19, 2000 (strained rib cage).

CAREER SINGLE-GAME BESTS

Most Hits:	5, May 17, 1998 vs. FLA	Most Stolen Bases:	3 (twice), last time: July 11, 1998 vs. HOU
Most RBI:	7, May 21, 2000 vs. SD	Most Walks:	3 (3 times), last time: Aug. 19, 1999 at COL
Most Home Runs:	2 (11 times), last time: Sept. 23, 2001 at NYM	Longest Hitting Streak:	14 games, April 23-May 8, 2001
Most Runs Scored:	4, July 12, 1996 at CHI	Career Grand Slams:	4, last time: Sept. 29, 2001 vs. NY (John Franco)



ERIC KARROS

23

INFILDER

Bats/Throws:	Right/Right	Height/Weight:	6-4/226 TM
Opening Day Age:	34	M.L. Service:	10.036
Born:	November 4, 1967 in Hackensack, NJ		
Resides:	Los Angeles, CA		
Acquired:	Selected in the sixth round of the June 1988 First-Year Player Draft		

CAREER SUMMARY: The Los Angeles Dodgers' all-time home run leader with 257 round-trippers...is third on the all-time Dodger franchise home run list, trailing only Duke Snider, who had 389 and Gil Hodges (361)...also is third on the all-time Los Angeles extra-base hits list with 542, behind Willie Davis (585) and Steve Garvey (579) and second with 903 RBI behind Garvey (992)...is just one of three players in Dodger history, joining Snider (six seasons) and Hodges (six seasons), to register five or more seasons with at least 30 home runs (1995-97, 1999-2000)...his 1,183 games played were the most by a Dodger during the 1990s...first basemen Hodges (1950s) and Garvey (1970s) also led the Dodgers in games played during their respective decades...entering the 2001 season, was featured in *Baseball Weekly* as one of Major League Baseball's four most underrated players...made Major League debut on Sept. 1, 1991 as a pinch-runner vs. Chicago...first Major League hit was a pinch-hit RBI-double in the 12th inning on Sept. 16, 1991 off Milt Hill of the Reds to tie the game 6-6 in an eventual 7-6 win by the Dodgers...hit first career home run off Craig Lefferts at San Diego on April 9, 1992.

2001: Batted a career-low .235 with 22 doubles, 15 home runs and 63 RBI in 121 games...the home run total was his lowest since slugging 14 during the strike-shortened 1994 season...had four eight-game hitting streaks during the season, April 6-14 (.323, 3 HR, 5 RBI), June 19-July 3 (.273), Aug. 1-10 (.303) and Aug. 28-Sept. 8 (.379)...hit first home run of the season on April 6 vs. San Francisco which moved him into sole possession of third place on the Dodgers' all-time home run list with 243, breaking his tie with Roy Campanella...finished the season with 257 career home runs, trailing only Duke Snider (389) and Gil Hodges (361) on the franchise all-time home run list...was 2-for-4 with two doubles and four RBI on May 3 at Cincinnati to move into seventh place on the Dodgers' all-time RBI leaders list with 857...finished the season with 903 RBI which ranks sixth on the Dodgers' franchise list and second in Los Angeles Dodger history behind Steve Garvey, who has 992...had two other three-hit games during the season, 3-for-5 in a 6-2 win at Anaheim on June 15 and 3-for-3 with two RBI in a 7-3 win vs. St. Louis on Sept. 2...drove in the winning run with a two-out RBI-single to left in the 10th inning on Aug. 5 vs. Chicago to give the Dodgers a 3-2 win...tied for fourth on the team with 22 doubles, his 10th straight season with at least 20 doubles...was 3-for-4 in stolen base attempts, pushing his career success rate to 66 percent (53 of 80)...was placed on the 15-day disabled list on May 25 (retroactive to May 22) with a lower back sprain...reinstated on June 15...nine of his 15 home runs came in Dodger victories and six of his homers tied the game or gave the Dodgers the lead...was part of Dodger back-to-back home runs three times, teaming with Shawn Green twice April 7 vs. San Francisco (second inning) and April 22 vs. San Diego (fourth inning) and with Gary Sheffield on April 11 at Arizona (first inning)...missed most of spring training because of stiffness in lower back...**2000:** Became the Los Angeles Dodgers' all-time home run king when he hit his 229th on June 13 off Arizona's Matt Mantei, breaking Ron Cey's previous record of 228 homers...finished the season with 242 career homers, tying Roy Campanella for third on the all-time franchise list...became just the third Dodger to register 500 or more extra-base hits in his career when he homered on Aug. 22 vs. Montreal (Tommy Davis - 585; Steve Garvey - 579)...became the first player in Dodger history to homer twice in one inning when he hit two in the sixth inning on Aug. 22 off Julio Santana and Anthony Telford...it was the 21st time that has happened in NL history and 34th time in Major League history...knocked in 100-plus runs for the fifth time in his career, joining Garvey, Duke Snider

and Gil Hodges as the only players in franchise history to accomplish that feat...had a season-high 11-game hitting streak from May 5-17, when he batted .381 (16-for-42)...hit second career grand slam on Opening Day, April 3 off Montreal's Scott Strickland...tied his career-high with four hits on May 21 at Florida...had five RBI May 14 at St. Louis...batted .320 (31-for-97) with eight home runs and 28 RBI in 25 May games...started 153 of the teams' 162 games at first base, committing just seven errors...his .995 fielding percentage (1433/1440 chances) was tied for second best in the NL behind the Cubs' Mark Grace (.997)...J.T. Snow, Todd Helton and Sean Casey also finished at .995...batted .265 with 25 homers and 70 RBI in first half...finished the season with 2,361 total bases, 254 doubles and 840 RBI, each placing him fourth on the all-time L.A. Dodger list...tied for second in the NL with 12 sacrifice flies...**1999:** Enjoyed another banner season, batting .304 with 34 home runs and 112 RBI in 153 games...tied career high in home runs (also hit 34 in 1996)...established career highs in batting average, RBI, doubles (40), hits (176), slugging percentage (.550) and total bases (318)...named NL Player of the Week for the period of Sept. 20-26 as he led the NL with 11 RBI and batted .478 (11-for-23) with two home runs, four runs scored and two doubles...it was the fourth time in his career he won the award...hit 34th and final home run Sept. 26 vs. San Diego...wore Dodger Heroes patch honoring Gil Hodges, a former Brooklyn and Los Angeles first baseman who was also the favorite player of Eric's father, George Karros, while growing up in New York...hit career-high 12 home runs in July...tied a Dodger record with three doubles April 9 in his ninth career four-hit game...hit safely in first 10 games of season...hit four home runs in first 38 games, including home runs in consecutive games on April 10 vs. Colorado and April 12 at Arizona...went 0-for-4 in final game of season Oct. 3 at Houston, snapping team-best 14-game hitting streak...batted over .300 for the first time in his career, ending season with a 29-for-59 (.492) clip...ranked sixth in National League with 57 multi-hit games, a career high...had multi-hit games in 13 of last 15 games...grounded into 18 double plays, which ranked tied for sixth in the NL...batted .290 (20-for-69) with runners in scoring position...hit 200th career home run July 25 at Arizona off Randy Johnson...batted .350 (7-for-20) in bases-loaded situations...hit first career grand slam at Montreal on Aug. 11...at that time, had 202 home runs in previous 4,285 at-bats, the most home runs by a then-active Major Leaguer without a grand slam...became seventh Dodger in history to have five or more consecutive seasons with at least 20 home runs...raised batting average 44 points from .263 on June 8 to season-high .307 on Aug. 23...since June 1, batted .326 with 26 home runs, 86 RBI and 27 doubles...hit two home runs in a game on four occasions: June 20 vs. Philadelphia, July 8 at Colorado, July 17 at Anaheim and July 22 at Colorado...collected 200th career double on June 8 vs. Texas...made final putout in history of Candlestick/3Com Park on Sept. 30, fielding two-out grounder to first base by San Francisco's Marvin Benard to end Dodgers' 9-4 victory...kept baseball from the play...**1998:** Despite missing the first 21 games of the season on the disabled list after having arthroscopic surgery on March 24 to repair cartilage damage in his left knee, he batted .296 with 20 doubles, a triple, 23 home runs, 87 RBI and 59 runs scored in 139 games...went 6-for-7 in the last two games of the season vs. Milwaukee to finish with a .296 batting average, two points shy of his then-career-best .298 mark in 1995...his 23 home runs and 87 RBI ended a streak of at least 30 homers and 100 RBI in three straight seasons...was the only Los Angeles Dodger to hit 30 home runs and drive in 100 runs in three consecutive campaigns when he did it from 1995-97...was the first to accomplish the feat in Dodger annals since Gil Hodges in five straight seasons from 1950-54...had at least 20 home runs and 20 doubles for the fourth consecutive season...his first career stint on the disabled list snapped a streak of 267 consecutive games played dating back to June 4, 1996...finished 1998 having played in 107 consecutive games dating back to May 31...he also ended his string of five consecutive Opening Day starts at first base (1993-97)...only Steve Garvey, who made eight consecutive starts from 1975-82, has more in Los Angeles history...was reinstated from the 15-day disabled list on April 25 and collected a hit in 11 of his first 13 games, going 16-for-47 (.340) with three doubles, nine RBI and six runs scored...connected for his first home run of the season in his 72nd at-bat on May 19 at Chicago, the most at-bats he has gone to start a season without a homer...the previous mark was 48 at-bats to start the 1997 season...legged out a triple on May 26 at Houston, his first since Aug. 9, 1996...made his first two career starts as a designated hitter June 5-6 at Seattle, going 0-for-6 with a RBI and three walks...drove in 27 runs in June, equaling his career-high monthly RBI total for the third time...also had 27 RBI in July 1997 and August 1996...went 3-for-5 with a double, two home runs and five RBI at Atlanta on Aug. 23...the 10 total bases off Braves' starter Greg Maddux were the most the four-time Cy Young Award winner has allowed to any one player throughout his career...**1997:** Batted .266 with 28 doubles, 31 home runs and 104 RBI, marking the third consecutive season he hit 30 or more homers and drove in 100 or more runs for the Dodgers...played in all but 11 innings in 1997 to lead the club...joined Mike Piazza (40), Todd Zeile (31) and Raul Mondesi (30) to become the second foursome in club history and fifth in Major League history to hit 30 or more home runs in a single season...the Dodger quartet of Steve Garvey (33), Reggie Smith (32), Ron Cey (30) and Dusty Baker (30) were the first to accomplish the feat in 1977...led the Majors with 10 interleague home runs and tied Texas' Juan Gonzalez for third in the Majors with 16 interleague RBI...set a career high with 15 stolen bases...snapped his streak of 14 consecutive stolen bases on May 30 at St. Louis when Cardinals' catcher Mike DiFelice threw him out attempting to steal second base...the streak dated back to Sept. 5, 1995 at San Diego...teamed with Mike Piazza and Todd Zeile to hit back-to-back-to-back home runs off Alan Benes in the fourth inning on June 1 at St. Louis...drove in the 500th run of his career with a first-inning sacrifice fly on July 25 against Philadelphia...**1996:** Batted .260 and set career highs with 34 home runs and 111 RBI to become the first Dodger first baseman to collect 30-plus home runs and 100-plus RBI in consecutive seasons since Gil Hodges in 1953-54...passed Steve Garvey, who had 33 home runs in 1977, for the L.A. record for most home runs by a first baseman in a single season...sat out seven consecutive games from April 23-29 with a sore muscle near his left thigh...it was the first time he missed consecutive games since May 18-19, 1992...pulled off the hidden ball trick with pitcher Pedro Astacio in the fourth inning on May 30 at Philadelphia, picking off Phillies' outfielder Glenn Murray at first...slugged his 100th career home run off Dave Burba on June 9 vs. Cincinnati...homered in a career-high four straight games from June 28-July 1...collected a career-high four walks on Aug. 27 at Montreal...joined teammates Mike Piazza and Raul Mondesi to hit back-to-back-to-back home runs off Mark Thompson on June 30 at Colorado, becoming the first Dodger trio to do so since Ron Cey, Rick Monday and Joe Ferguson on Aug. 31, 1980...**1995:** Batted a then-career-best .298 with 32 home runs and 105 RBI, becoming the first Dodger first baseman to collect 30 home runs and 100 RBI in a

season since Steve Garvey had 33 homers and 115 RBI in 1977...had the most RBI by a Dodger first baseman since Garvey had 106 RBI in 1980...collected 63 extra-base hits, tying him for fourth on the all-time Dodger list with Tommy Davis (1962) and Reggie Smith (1977)...had a career-high 17-game hitting streak from May 15-June 2...stroked 18 game-winning hits, including eight home runs...won NL Player of the Week honors on two occasions; July 24-30 and Aug. 7-13...started every game at first base except on July 6 at Atlanta when Tim Wallach did so...went 30 consecutive games without committing an error from May 13-June 14 and another 49 straight June 28-August 21...finished the season committing just one error in his last 35 games played...was ejected Aug. 10 vs. St. Louis by home plate umpire Jim Quick...the game eventually was a forfeit due to promotional balls being thrown on the playing field...**1994:** Batted .266 with 21 doubles, 14 home runs and 46 RBI in 111 games during the strike-shortened season...his team-best 11 sacrifice flies ranked second in the NL...had 29 multi-hit games and six multi-RBI games...**1993:** Batted .247 with 23 home runs and 80 RBI in 158 games during his sophomore season with the Dodgers, becoming the first player in franchise history to hit 20 or more home runs in his first two Major League seasons...finished second on the team in doubles (27), home runs and RBI...his 27 doubles gave him 57 in his first two seasons, the most doubles in consecutive seasons by a Dodger since Steve Sax collected 65 from 1986-87...led all first basemen in baseball with 147 assists...ranked fourth in the NL with 619 at-bats and tied Jose Offerman for seventh with 158 games played...snapped a string of 160 consecutive starts when he sat out on May 17 vs. Cincinnati...homed twice off Greg Harris for his first multi-homer game of his career on May 24 vs. San Diego...slugged two three-run homers for a career-high six RBI and nine total bases in his second multi-homer game on Aug. 24 vs. Pittsburgh...was ejected from his first Major League game by home plate umpire Bill Hohn on July 9 vs. New York...**1992:** Named NL Rookie of the Year after batting .257 with 20 home runs and 88 RBI in 149 games during his first full season with the Dodgers...received 22 of the 24 first place votes cast by the BBWAA...became the 12th Dodger to win the award and first since Steve Sax in 1982...also named NL Rookie of the Year by *Baseball America*...was named the Dodgers' MVP and Rookie of the Year by the Southern California chapter of the BBWAA...his 20 home runs led the club and tied for 12th in the NL...also tied Greg Brock (1983) for fourth place on the all-time Dodger rookie home run list...began the season in a platoon role at first base with Kal Daniels and Todd Benzinger for 38 games...won the starting job May 24 and started the final 124 games of the season...made his season debut when he started at first base on April 9 at San Diego, hitting his first career home run off Craig Lefferts in the first inning...became the first Dodger rookie to start at first base in April since Greg Brock replaced Steve Garvey in 1983...hit a bases-loaded triple July 2 vs. Philadelphia for his first Major League triple...named NL Player of the Week for the first time in his career after batting .320 with two home runs and 10 RBI from July 27-Aug. 2...finished the season with 30 doubles, the most by a Dodger first baseman since Steve Garvey had 35 in 1982...ranked second in the NL with a .625 average (10-for-16) and 19 RBI with the bases loaded...ranked fifth among NL first basemen with only nine errors in 1,345 total chances for a .993 fielding percentage in 143 games...led the NL with 55 RBI after the All-Star break...**1991:** Made his Major League debut Sept. 1 after being called up from Triple-A Albuquerque...hit a game-tying pinch-hit RBI-double in the 12th inning on Sept. 16 against Cincinnati for his first Major League hit...named the Dodgers' Minor League Player of the Year after batting .315 with 22 home runs and 101 RBI in 132 games at Albuquerque...led all Dodger minor leaguers in RBI, doubles (33), runs (88), total bases (269), triples (8) and slugging percentage (.551)...led the Dukes in home runs and was second among all Dodger minor leaguers behind Single-A Bakersfield's Mike Piazza at 29...finished second in RBI and extra-base hits and third in slugging percentage among all Triple-A players...was the Dukes' Most Valuable Player and tied a club record with seven RBI vs. Tucson on June 23...named to *The Sporting News'* Top 20 minor league prospects list and to *Baseball America's* Triple-A All-Star Team...**1990:** Helped lead Double-A San Antonio to the Texas League finals against Shreveport after leading the league with a .352 average...his batting average was the second highest by a minor league player who played a full season...also led all minor leaguers in hits and doubles...led the Missions with 509 at-bats, 91 runs, 179 hits, 282 total bases, 45 doubles, 57 walks and a .554 slugging percentage...named the third-best prospect in the Texas League by *Baseball America*...posted a .976 fielding percentage after committing eight errors in 337 total chances...**1989:** Stole a career-high 18 bases while batting .303 at Single-A Bakersfield...**1988:** Batted .366 with 12 home runs and 55 RBI during his first professional season at Rookie Great Falls.

COLLEGE/AMATEUR HIGHLIGHTS: Earned a spot on the UCLA roster in 1986 as a walk-on and put together a .365 average, 26 home runs and 123 RBI during his three-year career from 1986-88...was a third-team All-America selection by *Baseball America* in 1988, an All-Pac-10 selection in 1987 and 1988 and team co-captain in 1988...was teammates with Todd Zeile in 1986 when the Bruins won the Pac-10 title with a 21-9 mark...put together an incredible second half in 1988...won the Six-Pac batting title with a .415 average and broke UCLA's single-season hits record with 100 (has since been broken)...led the Bruins in home runs (17), RBI (54) and total bases (169)...also led the 1987 club with 269 at-bats, 84 hits, 23 doubles and three triples...ranks fifth on the Bruins' career batting average list with a .365 mark...is fifth on the Bruins' single-season list with a .415 average in 1988, fourth with 100 hits in 1988 and sixth with 269 at-bats in 1987...was an All-Tournament selection at the NCAA West II Regional in 1987 and at the Busch Challenge II in 1988.

PERSONAL: Eric Peter Karros (CARE-ose)...enters the third season of a five-year contract in 2002...he and his wife, Trish, have a daughter, Mikah and son, Jared...graduated from UCLA with a degree in Economics after attending Patrick Henry H.S. in San Diego, where he played baseball, basketball and football...has endowed a baseball scholarship at UCLA since 1994...is a fan favorite at Chavez Ravine, making numerous community appearances throughout the year...is an honorary member of the Board of Directors for the St. Francis Medical Center in Lynwood, CA...has contributed \$350 to the medical center for every home run he has hit since 1995...also holds a celebrity golf tournament at Palos Verdes Country Club on an annual basis to raise funds for the medical center...donated \$250 for every home run he hit in 1993 to cancer research in the name of Aaron Lessa, an 11-year-old boy from Eagle Rock, CA who died of cancer in 1991...chaired the Dodgers' 65 Roses Club to raise money for Cystic Fibrosis research...has modeled at the Dodgers' annual fashion show to raise money for the non-profit organization...was named the Big Brother of the Year by Big Brothers of Greater Los

2002 MEDIA GUIDE

Angels in 1995...has appeared on numerous television shows, including *Ari\$S*, *V.I.P.*, and *Chicago Hope*...also appeared in commercials for Target, Blockbuster video stores and several car companies...played first base in MTV's annual Rock n' Jock celebrity softball game from 1995-97...named the game's MVP and won the home run hitting contest against J.T. Snow in 1995...was a member of the Major League Baseball All-Star team that toured Japan in Fall 1992...signed by Gib Bodet and Bob Bishop.

ERIC KARROS' CAREER BATTING RECORD

YEAR	TEAM	AVG	G	AB	R	H	2B	3B	HR	RBI	SH	SF	HP	BB	SO	SB	CS	E
1988	Great Falls	.366	66	268	68	98	12	1	12	55	0	4	3	32	35	8	2	14
1989	Bakersfield	.303	142	545	86	165	40	1	15	86	0	4	2	63	99	18	7	16
1990	San Antonio	.352	131	509	91	179	45	2	18	78	1	6	6	57	79	8	9	8
1991	Albuquerque	.316	132	488	88	154	33	8	22	101	0	5	6	58	80	3	2	11
	LOS ANGELES	.071	14	14	0	1	0	0	1	0	0	0	0	1	6	0	0	0
1992	LOS ANGELES	.257	149	545	63	140	30	1	20	88	0	5	2	37	103	2	4	9
1993	LOS ANGELES	.247	158	619	74	153	27	2	23	80	0	3	2	34	82	0	1	12
1994	LOS ANGELES	.266	111	406	51	108	21	1	14	46	0	11	2	29	53	2	0	9
1995	LOS ANGELES	.298	143	551	83	164	29	3	32	105	0	4	4	61	115	4	4	7
1996	LOS ANGELES	.260	154	608	84	158	29	1	34	111	0	8	1	53	121	8	0	15
1997	LOS ANGELES	.266	162	628	86	167	28	0	31	104	0	9	2	61	116	15	7	11
1998	San Bernardino#	.267	4	15	3	4	1	0	0	1	0	0	0	0	2	0	0	0
	LOS ANGELES	.296	139	507	59	150	20	1	23	87	0	7	3	47	93	7	2	12
1999	LOS ANGELES	.304	153	578	74	176	40	0	34	112	0	6	2	53	119	8	5	13
2000	LOS ANGELES	.250	155	584	84	146	29	0	31	106	0	12	4	63	122	4	3	7
2001	LOS ANGELES	.235	121	438	42	103	22	0	15	63	0	3	3	41	101	3	1	4
Major League Totals-11 years		.268	1459	5478	700	1466	276	9	257	903	0	68	25	480	1031	53	27	99
Dodger Totals-11 years		.268	1459	5478	700	1466	276	9	257	903	0	68	25	480	1031	53	27	99
Minor League Totals-5 years		.329	475	1825	336	600	131	12	67	321	1	19	17	210	295	37	20	49
# Minor League Rehabilitation Assignment																		

ERIC KARROS' CAREER DIVISION SERIES BATTING RECORD

YEAR	TEAM VS. OPP.	AVG	G	AB	R	H	2B	3B	HR	RBI	SH	SF	HP	BB	SO	SB	CS	E
1995	LOS ANGELES vs. Cin.	.500	3	12	3	6	1	0	2	4	0	0	0	1	0	0	0	0
1996	LOS ANGELES vs. Atl.	.000	3	9	0	0	0	0	0	0	0	0	0	2	3	0	0	0
Division Series Totals		.143	6	21	3	6	1	0	2	4	0	0	0	3	3	0	0	0

ERIC KARROS' CAREER BATTING BREAKDOWN

2001						CAREER						2001						CAREER					
AVG	AB	H	HR	RBI	TEAM	AVG	AB	H	HR	RBI	AVG	AB	H	HR	RBI	TEAM	AVG	AB	H	HR	RBI		
.234	47	11	2	6	Arizona	.268	179	48	9	26	.308	13	4	1	2	Anaheim	.312	93	29	6	13		
.111	18	2	0	2	Atlanta	.230	365	84	11	57	-	-	-	-	-	Baltimore	-	-	-	-	-		
.167	24	4	0	2	Chicago	.254	335	85	12	35	-	-	-	-	-	Boston	-	-	-	-	-		
.333	24	8	1	8	Cincinnati	.261	360	94	15	61	-	-	-	-	-	Chicago	-	-	-	-	-		
.206	34	7	1	4	Colorado	.308	393	121	32	86	-	-	-	-	-	Cleveland	-	-	-	-	-		
.176	17	3	0	1	Florida	.275	305	84	10	60	-	-	-	-	-	Detroit	-	-	-	-	-		
-	-	-	-	-	Houston	.276	322	89	12	45	-	-	-	-	-	Kansas City	-	-	-	-	-		
-	-	-	-	-	Los Angeles	-	-	-	-	-	-	-	-	-	Minnesota	-	-	-	-	-			
.143	21	3	1	1	Milwaukee	.210	100	21	2	12	-	-	-	-	-	New York	-	-	-	-	-		
.118	17	2	1	3	Montreal	.258	383	99	16	62	.182	11	2	0	2	Oakland	.254	59	15	6	14		
.211	19	4	0	2	New York	.243	374	91	20	58	.500	8	4	0	0	Seattle	.392	51	20	8	12		
.227	22	5	0	0	Philadelphia	.213	394	84	15	57	-	-	-	-	-	Tampa Bay	-	-	-	-	-		
.290	31	9	2	8	Pittsburgh	.303	389	118	13	73	-	-	-	-	-	Texas	.182	55	10	3	11		
.286	21	6	2	5	St. Louis	.266	364	97	21	62	-	-	-	-	-	Toronto	-	-	-	-	-		
.279	61	17	2	9	San Diego	.287	485	139	24	76	.234	201	47	7	23	Home	.266	2612	694	121	423		
.240	50	12	2	8	San Francisco	.292	472	138	22	83	.236	237	56	8	40	Road	.269	2866	772	136	480		
.239	88	21	4	9	March/April	.259	669	173	25	105	.141	128	18	3	12	Day	.281	1521	427	78	245		
.222	63	14	1	15	May	.268	930	249	42	136	.274	310	85	12	51	Night	.263	3957	1039	179	658		
.297	37	11	2	8	June	.289	949	274	57	163	.239	419	100	15	61	Grass	.268	4471	1200	224	753		
.230	87	20	3	13	July	.268	1000	268	52	177	.158	19	3	0	2	Turf	.264	1007	266	33	150		
.207	87	18	4	8	August	.248	1006	249	49	180	.252	214	54	8	36	Pre-ASG	.273	2876	784	139	454		
.250	76	19	1	10	Sept./Oct.	.274	924	253	32	142	.219	224	49	7	27	Post-ASG	.262	2602	682	118	449		
.000	2	0	0	0	Pinch-Hitting	.300	20	6	1	7	.255	94	24	6	17	vs. LHP	.284	1354	385	59	227		
-	-	-	-	-	DH	.100	10	1	0	2	.230	344	79	9	46	vs. RHP	.262	4124	1081	198	676		

ERIC KARROS' CAREER HITTING BREAKDOWN BY BALLPARK

BALLPARK	AVG.	AB	H	HR	RBI	BALLPARK	AVG.	AB	H	HR	RBI
Astrodome	.274	146	40	2	11	Comerica Park	-	-	-	-	-
Atlanta-Fulton County Stadium	.260	104	27	2	21	Corniskey Park (new)	-	-	-	-	-
Bank One Ballpark	.253	95	24	4	11	Edison Int'l Field/Anaheim	.333	57	19	6	13
Busch Stadium	.242	194	47	9	30	Fenway Park	-	-	-	-	-
Cinergy Field/Riverfront Stadium	.256	180	46	8	35	Jacobs Field	-	-	-	-	-
Coors Field	.362	163	59	18	50	Kauffman/Royals Stadium	-	-	-	-	-
County Stadium	.158	38	6	0	6	Kingdome	.316	19	6	4	7
Dodger Stadium	.266	2612	694	121	423	Metrodome	-	-	-	-	-
Enron Field	.231	13	3	1	2	Network Assoc./Oak. Coliseum	.379	29	11	3	9
Mile High Stadium	.304	56	17	4	10	Oriole Park at Camden Yards	-	-	-	-	-
Miller Park	.250	12	3	1	1	SAFECO Field	.333	9	3	1	1
Olympic Stadium	.255	196	50	7	33	SkyDome	-	-	-	-	-
Pacific Bell Park	.273	33	9	0	4	The Ballpark in Arlington	.118	34	4	0	4
PNC Park	.381	21	8	2	8	Tropicana Field	-	-	-	-	-
Pro Player Stadium	.304	158	48	7	35	Yankee Stadium	-	-	-	-	-
Qualcomm/Jack Murphy Stadium	.258	252	65	13	33						
Shea Stadium	.227	181	41	11	32						
3Com/Candlestick Park	.303	201	61	11	33						
Three Rivers Stadium	.317	189	60	3	28						
Turner Field	.213	89	19	5	12						
Veterans Stadium	.225	204	46	6	28						
Wrigley Field	.259	193	50	8	23						

ERIC KARROS' CAREER FIELDING RECORD

POSITION	PCT	G	PO	A	E	TC	DP
First Base	.993	1437	12,041	1,189	99	13,329	1,062

CAREER TRANSACTIONS

- Selected by Los Angeles in the sixth round of the June 1988 First-Year Player Draft.

DISABLED LIST

- March 29-April 25, 1998 (left knee cartilage tear).
- May 22-June 14, 2001 (lower back sprain)

CAREER SINGLE-GAME BESTS

Most Hits:	4 (10 times), last time: May 21, 2000 at FLA	Most Stolen Bases:	1 (53 times), last time: May 19, 2001 at NYM
Most RBI:	6 (twice), last time: Aug. 11, 1999 at MTL	Most Walks:	4, Aug. 27, 1996 at MTL
Most Home Runs:	2 (17 times), last time: Aug. 22, 2000 vs. MTL	Longest Hitting Streak:	17 games, May 15-June 11, 1995
Most Runs Scored:	3 (14 times), last time: July 27, 2000 at COL	Career Grand Slams:	2, last time: April 3, 2000 at MTL. (Scott Strickland)



CHAD KREUTER

21

CATCHER

Bats/Throws:	Switch/Right	Height/Weight:	6-2/200 ^{lb}
Opening Day Age:	37	M.L. Service:	11.035
Born:	August 26, 1964 in Greenbrae, CA		
Resides:	La Quinta, CA		
Acquired:	Signed as a free agent on January 20, 2000		

CAREER SUMMARY: Veteran catcher has played for seven teams in his 13-year Major League career...has thrown out 37 percent of runners attempting to steal against him in his career (241 of 660)...made his Major League debut on Sept. 14, 1998 at Oakland and tied a Major League record for most hits in one inning of his first game with two hits in the fifth, including a home run off Dave Stewart.

2001: The switch-hitting Kreuter appeared in 73 games, batting .215 (41-for-191) with 11 doubles, six home runs, 17 RBI and 41 walks...he finished the season tied with the Chicago Cubs' Joe Girardi and Minnesota Twins' Tom Prince for the top fielding percentage among Major League catchers at 1.000...appeared in 70 games behind the plate, including 58 starts, recording 526.1 innings and handling 515 chances without committing an error...was the only Dodger to record three walks in a game four times during the season...only Shawn Green, Eric Karros and Gary Sheffield recorded a three-walk game...was 1-for-5 in the club's 14-8 victory at San Francisco on June 26 to reach base safely via hit or walk in 18 straight games...he batted .333 (17-for-51) in that period and recorded 18 walks in the 17 games to go with his .473 on-base percentage in that stretch...was 3-for-4 with a franchise record-tying three doubles and a run scored during the club's 7-3 victory at San Diego on June 30...the three doubles marked the first time in his career that he had accomplished the feat; having-hit two in a game seven times (last time, Aug. 15, 2000

at Florida)...batted a season-high .364 (16-for-44) with six doubles and 14 walks during the month of June...walked with the bases loaded in the 15th inning to drive in the winning run in the Dodgers' 5-3 victory on July 14 at Oakland...with the bases-loaded walk, Kreuter had 33 walks in a 49-game stretch, including 17 in a 20-game stretch...was 1-for-3 with a double and RBI on Sept. 25 in the club's 9-5 win vs. San Francisco...with the double, Kreuter extended his consecutive extra-base hit streak to five, going 5-for-25 (.200) over the nine games with four home runs and a double from Aug. 14-Sept. 25... **2000:** Made the team as a non-roster invitee and was one of the most welcome surprises of the 2000 season...reached base safely via a hit or walk in 53 of his 64 starts, including 14 of his final 17 for a .309 average (17-for-55) with a home run and 10 RBI...he walked 54 times in 79 games, including equaling the Dodgers' season-high mark with four free passes on April 16 vs. Cincinnati...finished the season with the teams' second highest on-base percentage at .416...threw out 19 of 40 runners attempting to steal (48 percent) including six of the final seven runners to finish third in the NL in that category...Henry Blanco led the league, gunning down 58 percent and Mike Matheny was second throwing out 53 percent...scored a run in a Dodger season-high seven consecutive games from April 4-22...Los Angeles finished 12 games over .500 (38-26) in his 64 starts...hit .394 (13-for-33) over his season-high 10-game hitting streak from May 13-June 4...had a season-high three RBI on Sept. 17 vs. Colorado...largely credited with helping former Dodger pitcher Chan Ho Park establish himself among the NL's top pitchers...while serving as Park's catcher, the right-handed pitcher was 17-7 with a 2.83 ERA (65 ER, 207.0 IP) and 210 strikeouts...also showed favorable results when catching Darren Dreifort, who was 4-2 with a 3.21 ERA (15 ER, 42.0 IP) and 45 strikeouts with Kreuter as his catcher...served an eight-game suspension from July 5-16 for his role in an altercation at Chicago on May 16...**1999:** Was Kansas City's primary catcher for majority of season...batted .225 with five home runs and 35 RBI...started 81 of first 132 games through the end of August...saw limited action in September...107 games represented second-highest mark of career and most since 1993...started season 0-for-16 at plate until double at Cleveland on April 12...hit first home run on May 5 at Tampa Bay...three-hit game on May 15 at Seattle lifted batting average to over .200 for first time...collected seven hits in back-to-back games vs. Oakland, May 18-19, raising his average from .222 to .278...average peaked at .284 on June 1...finished season in 5-for-62 slide which included an 0-for-38 drought, the longest hitless stretch in the Majors since Dan Howitt (Oakland/Seattle) went 43 at-bats without a hit in 1992...batted .195 (17-for-87) with runners in scoring position...was fourth in AL among catchers with .994 fielding percentage, committing three errors and six passed balls...**1998:** For second straight season, split time between Chicago White Sox and Anaheim Angels...combined on two stops for .250 average with two home runs and 33 RBI in 96 games...spent majority of season in Chicago, batting .253 with two home runs and 33 RBI in 93 games...equaled career high with four RBI vs. Detroit on May 28...acquired by Angels Sept. 18 for cash considerations...**1997:** Combined to hit .231 with five home runs and 21 RBI in 89 games with White Sox and Angels...traded to White Sox with Tony Phillips in exchange for Jorge Fabregas and Chuck McLeroy on May 18...threw out 14 of 49 (28.6 percent) runners attempting to steal...**1996:** Appeared in 46 games with White Sox, starting 26 times at catcher...threw out 10 of 30 (33 percent) runners attempting to steal...placed on 60-day emergency disabled list after a collision with Johnny Damon at the plate on July 19 vs. Kansas City...diagnosed with severe dislocation of the left shoulder and multiple fractures requiring season-ending surgery...the surgery was performed by Dr. Robert Chandler and Dr. Lewis Yocum in Los Angeles on July 29...plates and screws worth \$40,000 were used to reconstruct his shoulder, which was shattered into eight pieces...**1995:** Opened season with Seattle...appeared in 26 games, making 19 starts behind the plate...on disabled list June 22-July 6 with strained right bicep...designated for assignment July 18...outrighted to Triple-A Tacoma July 28...**1994:** Split Detroit's catching duties with Mickey Tetletton, starting 52 games...lone home run came on May 21 vs. Milwaukee as he became 15th player since 1938 to clear the roof in right field at Tiger Stadium (off Jaime Navarro)...tied Major League record for sacrifice flies in a game with three on July 30 vs. Oakland...**1993:** Established personal highs in several offensive categories and started 99 times behind plate...collected career-high four hits on April 17 vs. Seattle...posted career-best 12-game hitting streak from April 21-May 7...hit first grand slam Aug. 12 off Baltimore's Jim Poole...homered from both sides of the plate in the same game Sept. 7 vs. California off Chuck Finley and Paul Swingle...**1992:** Spent first full season behind plate in big leagues and started 50 games...batted .253 in 67 games with two home runs and 16 RBI...**1991:** Played in three games with Texas before being outrighted to Triple-A Oklahoma City on April 22...also played 42 games at Double-A Tulsa...**1990:** Began season with Rangers but was optioned to Oklahoma City on May 17 after going 0-for-18 in 14 games...recalled by Texas on Sept. 3...**1989:** Started season with Texas...optioned to Oklahoma City on April 28 after going 0-for-18...recalled May 29 and played 80 more games for Rangers...ranked fourth among AL catchers in fielding (.992)...led league with 21 passed balls...**1988:** Recalled by Texas on Sept. 12 started 15 of the final 18 games...made big league debut on Sept. 14 at Oakland and tied a Major League record for most hits in one inning of his first game with two hits in the fifth (including a home run off Dave Stewart)...**1987:** Limited to 85 games in 1987 with Class-A Charlotte after undergoing arthroscopic surgery on his right knee in April...threw out 46 percent of the runners attempting to steal, the best ratio in the Florida State League...**1986:** Was a non-roster invitee to Rangers' spring training camp...led Carolina League catchers in double plays (17), tied for first in assists (113) and was second in putouts (612) and total chances (746) at Class-A Salem...**1985:** Selected in fifth round of the June 1985 First-Year Player Draft...batted .266 at rookie-level Burlington.

PERSONAL: Chadden Michael Kreuter...he and his wife, Kelly, have two children, Caden (11) and Coleton (6)...graduated from Redwood (CA) High School in 1982...attended Pepperdine University and played for the Waves for three seasons...was a member of the U.S. team that played in an international tournament in Havana, Cuba, in the fall of 1984...father-in-law, Mike Gillespie, is the head baseball coach at the University of Southern California...signed a two-year contract with a club option for the 2003 season...originally signed by Texas Ranger scout John Young.

CHAD KREUTER'S CAREER BATTING RECORD

YEAR TEAM	AVG	G	AB	R	H	2B	3B	HR	RBI	SH	SF	HP	BB	SO	SB	CS	E
1985 Burlington	.266	69	199	25	53	9	0	4	26	5	3	1	38	48	3	2	8
1986 Salem	.220	125	387	55	85	21	2	6	49	4	4	3	67	82	5	5	21
1987 Charlotte	.217	85	281	36	61	18	1	9	40	2	1	1	31	32	1	1	8
1988 Tulsa	.265	108	358	46	95	24	6	3	51	2	5	2	55	66	2	2	13
TEXAS	.275	16	51	3	14	2	1	1	5	0	0	0	7	13	0	0	1
1989 TEXAS	.152	87	158	16	24	3	0	5	9	6	1	0	27	40	0	1	4
Oklahoma City	.253	26	87	10	22	3	0	0	6	1	1	0	13	11	1	1	2
1990 TEXAS	.045	22	22	2	1	1	0	0	2	1	1	0	8	9	0	0	1
Oklahoma City	.223	92	291	41	65	17	1	7	35	2	0	2	52	80	0	3	10
1991 TEXAS	.000	3	4	0	0	0	0	0	0	0	0	0	0	1	0	0	0
Oklahoma City	.271	24	70	14	19	6	0	1	12	0	1	0	18	16	2	0	0
Tulsa	.234	42	128	23	30	5	1	2	10	0	0	1	29	23	1	0	7
1992 DETROIT	.253	67	190	22	48	9	0	2	16	3	2	0	20	38	0	1	5
1993 DETROIT	.286	119	374	59	107	23	3	15	51	2	3	3	49	92	2	1	7
1994 DETROIT	.224	65	170	17	38	8	0	1	19	2	4	0	28	36	0	1	4
1995 SEATTLE	.227	26	75	12	17	5	0	1	8	1	0	2	5	22	0	0	4
Tacoma	.292	15	48	6	14	5	0	1	8	1	0	2	8	11	0	0	1
1996 CHICAGO (AL)	.219	46	114	14	25	8	0	3	18	2	1	2	13	29	0	0	2
1997 CHICAGO (AL)	.216	19	37	6	8	2	1	1	3	0	0	0	8	9	0	1	1
ANAHEIM	.234	70	218	19	51	7	1	4	18	1	0	0	21	57	0	2	4
1998 CHICAGO (AL)	.253	93	245	26	62	9	1	2	33	5	1	3	32	45	1	0	7
ANAHEIM	.143	3	7	1	1	1	0	0	0	0	0	0	1	4	0	0	2
1999 KANSAS CITY	.225	107	324	31	73	15	0	5	35	2	2	6	34	65	0	0	3
2000 LOS ANGELES	.264	80	212	32	56	13	0	6	28	2	1	2	54	48	1	0	3
2001 LOS ANGELES	.215	73	191	21	41	11	1	6	17	0	1	1	41	52	0	0	0
Major League Totals - 14 years	.237	896	2392	281	566	117	8	52	262	27	17	19	348	560	4	7	48
Dodger Totals - 2 years	.241	153	403	53	97	24	1	12	45	2	2	3	95	100	1	0	3
Minor League Totals - 8 years	.240	586	1849	256	444	108	11	33	240	16	15	10	311	369	15	14	74

CHAD KREUTER'S CAREER BATTING BREAKDOWN

2001					CAREER					2001					CAREER						
AVG	AB	H	HR	RBI	AVG	AB	H	HR	RBI	AVG	AB	H	HR	RBI	AVG	AB	H	HR	RBI		
.368	19	7	1	1	Arizona	.211	38	8	1	1	.250	12	3	1	Anaheim	.263	167	44	5	27	
.167	12	2	0	0	Atlanta	.200	20	4	0	1	-	-	-	-	Baltimore	.194	124	24	3	13	
.222	9	2	0	0	Chicago	.231	26	6	0	1	-	-	-	-	Boston	.281	128	36	3	19	
.167	6	1	0	0	Cincinnati	.250	24	6	0	1	-	-	-	-	Chicago	.213	136	29	0	3	
.263	19	5	2	4	Colorado	.255	47	12	3	9	-	-	-	-	Cleveland	.229	140	32	1	15	
.000	5	0	0	0	Florida	.348	23	8	0	5	-	-	-	-	Detroit	.227	88	20	2	13	
.429	7	3	0	1	Houston	.214	42	9	1	2	-	-	-	-	Kansas City	.218	110	24	4	15	
-	-	-	-	-	Los Angeles	.143	7	1	0	0	-	-	-	-	Minnesota	.230	126	29	3	11	
.091	11	1	0	0	Milwaukee	.194	129	25	4	13	-	-	-	-	New York	.203	148	30	3	15	
.333	6	2	1	1	Montreal	.389	18	7	1	3	.000	7	0	0	1	Oakland	.309	165	51	2	34
.000	10	0	0	0	New York	.160	25	4	1	1	.000	0	0	0	0	Seattle	.274	175	48	6	17
.250	4	1	0	0	Philadelphia	.316	19	6	1	3	-	-	-	-	Tampa Bay	.147	34	5	1	3	
.273	11	3	0	3	Pittsburgh	.258	31	8	0	6	.333	3	1	0	0	Texas	.236	161	38	4	13
.000	3	0	0	0	St. Louis	.148	27	4	1	2	-	-	-	-	Toronto	.208	125	26	0	5	
.211	19	4	1	2	San Diego	.271	48	13	2	5	.200	80	28	4	11	Home	.245	1136	278	31	141
.214	28	6	0	3	San Francisco	.184	49	9	0	6	.225	111	13	2	6	Road	.229	1256	288	21	121
.194	36	7	0	3	March/April	.231	294	68	5	29	.152	66	10	0	1	Day	.250	805	201	16	91
.208	48	10	1	3	May	.255	470	120	11	59	.248	125	31	6	16	Night	.230	1587	365	36	171
.364	44	16	1	1	June	.267	554	148	10	58	.215	186	40	6	17	Grass	.238	2035	485	45	227
.095	21	2	0	2	July	.192	401	77	6	32	.200	5	1	0	0	Turf	.227	357	81	7	35
.105	19	2	2	4	August	.212	344	73	7	40	.254	130	33	2	8	Pre-ASG	.246	1467	361	29	155
.23	4	2	4	2	Sept./Oct.	.243	329	80	13	44	.131	61	8	4	0	Post-ASG	.222	925	205	23	107
.000	2	0	0	0	Pinch-Hitting	.281	57	16	1	14	.192	52	10	3	6	vs. LHP	.222	608	135	23	76
.333	3	1	1	1	DH	.273	11	3	1	2	.223	139	31	3	11	vs. RHP	.242	1784	431	29	186

CHAD KREUTER'S CAREER HITTING BREAKDOWN BY BALLPARK

BALLPARK	AVG.	AB	H	HR	RBI	BALLPARK	AVG.	AB	H	HR	RBI
Astrodome	.143	7	1	0	0	Arlington Stadium	.174	121	21	3	9
Bank One Ballpark	.333	15	5	0	0	Cleveland Municipal Stadium	.240	25	6	1	4
Busch Stadium	.333	9	3	0	0	Comerica Park	-	-	-	-	-
Cinergy Field/Riverfront Stadium	.250	8	2	0	1	Comiskey Park (old)	.227	22	5	0	0
Coors Field	.364	22	8	1	2	Comiskey Park (new)	.247	227	56	5	29
County Stadium	.185	54	10	0	4	Edison Int'l Field/Anaheim	.240	204	49	5	25
Dodger Stadium	.207	184	38	8	21	Exhibition Stadium	.000	2	0	0	0
Enron Field	.267	15	4	0	0	Fenway Park	.314	70	22	2	12
Miller Park	.000	4	0	0	0	Jacobs Field	.216	51	11	0	5
Olympic Stadium	.385	13	5	0	1	Kauffman/ Royals Stadium	.236	208	49	4	29
Pacific Bell Park	.185	27	5	0	2	Kingdome	.236	140	33	3	13
PNC Park	.000	4	0	0	1	Memorial Stadium	.000	9	0	0	0
Pro Player Stadium	.467	15	7	0	5	Metrodome	.208	53	11	2	3
Qualcomm/Jack Murphy Stadium	.348	23	8	1	1	Network Assoc./Oak. Coliseum	.275	80	22	2	15
Shea Stadium	.000	9	0	0	0	Oriole Park at Camden Yards	.189	53	10	0	3
3Com Park/Candestick Stadium	.250	4	1	0	2	SAFECO Field	.000	0	0	0	0
Three Rivers Stadium	.231	13	3	0	2	SkyDome	.194	67	13	0	5
Turner Field	.167	12	2	0	1	The Ballpark in Arlington	.318	66	21	1	4
Veterans Stadium	.250	8	2	0	2	Tiger Stadium	.257	428	110	12	52
Wrigley Field	.261	23	6	0	1	Tropicana Field	.227	22	5	1	3
						Yankee Stadium	.160	75	12	1	5

CHAD KREUTER'S CAREER FIELDING RECORD

Position	PCT	G	PO	A	E	TC	DP	PB
Catcher	.990	844	4343	351	47	4741	46	68
First Base	.917	6	7	4	1	12	1	-
Outfield	1.000	1	1	0	0	1	0	-

CAREER TRANSACTIONS

- Selected by Texas in the fifth round of the June 1985 First-Year Player Draft.
- Signed as a free agent by Detroit on Jan. 2, 1992.
- Signed as a free agent by Seattle on April 8, 1995.
- Signed as a free agent by Chicago (AL) on Dec. 11, 1995.
- Acquired by Anaheim with Tony Phillips (OF) from Chicago (AL) for Chuck McElroy (LHP) and Jorge Fabregas (C) on May 18, 1997.
- Signed as a free agent by Chicago (AL) on Dec. 10, 1997.
- Acquired by Anaheim from Chicago (AL) for cash considerations on Sept. 18, 1998.
- Signed as a free agent by Kansas City on Dec. 15, 1998.
- Signed as a free agent by Los Angeles on Jan. 20, 2000.

DISABLED LIST

- June 19-July 6, 1995 (strained right bicep).
- July 20-end of season, 1996 (dislocation of left shoulder).

CAREER SINGLE-GAME BESTS

Most Hits:	4, April 17, 1993 vs. SEA	Most Stolen Bases:	1 (4 times), last time: June 28, 2000 vs. SD
Most RBI:	4, Aug. 12, 1993 vs. BAL	Most Walks:	4, April 16, 2000 vs. CIN
Most Home Runs:	2, Sept. 7, 1993 vs. CAL	Longest Hitting Streak:	12 games, April 21-May 7, 1993
Most Runs Scored:	3 (3 times), last time: April 22, 2000 at CIN	Career Grand Slams:	1, Aug. 12, 1993 vs. BAL (Jim Poole)



PAUL LO DUCA

16

CATCHER

Bats/Throws:	Right/Right	Height/Weight:	5-10/185
Opening Day Age:	29	M.L. Service:	2.042
Born:	April 12, 1972 in Brooklyn, NY		
Resides:	Peoria, AZ		
Acquired:	Selected in the 25th round of the June 1993 First-Year Player Draft		

CAREER SUMMARY: Begins his 10th season of professional baseball and has posted a .300 or better batting average in eight of the first nine campaigns...including a career-high .368 mark at Triple-A Albuquerque in 1999...also had a .395 on-base percentage in his minor league career...has thrown out 47 of 125 runner attempting to steal over his career (38 percent) and has a .992 fielding percentage as a catcher...named in 2000 to the *Vero Beach Press Journal's*

All-Time All-Star Team as the best catcher in the 21-year Vero Beach Dodger history for his accomplishments in 1996.

2001: Batted a team-high .320 (147-for-460) with 28 doubles, 25 home runs and 90 RBI despite missing 37 games...in addition, he has now batted .300 or better in eight of his nine professional seasons...among his many accomplishments during the 2001 season, he was the third hardest to fan in the National League as he struck out just once every 17.3 at-bats...his 30 strikeouts were the fewest by any player in a 25-homer season since Yogi Berra's 29 in 1956...was also tied for third in the NL with a .379 (39-for-103) average with runners in scoring position...he was second in the NL against lefties with a .411 (46-for-112) average...of his 25 homers, 11 came in the seventh inning or later as did 37 of his 90 RBI...defensively he threw out 39 percent (31 of 79) of would-be base stealers, good enough for sixth best in the NL...(ninth overall)...the versatile catcher played four different positions (C, 1B, LF & RF) and hit in six different spots in the batting order (1st, 2nd, 4th, 5th, 6th & 7th)...finished the season with at least one hit in 90 of his 118 starts...he also finished with four lead-off home runs despite batting in that position just 44 times...against the NL Western Division, he batted a combined .345 (82-for-238) with 20 homers and 60 RBI...against Dodger rival San Francisco, he batted a whopping .440 (22-for-50) with six homers and 22 RBI...began the season with at least one hit in his first five games, which at the time tied a personal career best hitting streak set June 2-17, 2000...batted .368 (7-for-19) with two home runs and seven RBI during that five-game span...played right field for the first time in his career on April 11 when he entered the game in the seventh inning...was placed on the 15-day disabled list on May 3 (retroactive to 4/29) with a strained left hamstring and strained left oblique muscle after injuring the hamstring on April 19 and the oblique muscle on May 1 during a batting practice session...in a three-game rehab assignment at Las Vegas, he hit .333 (3-for-9) with two doubles and three RBI...hit a leadoff homer for the second time in his career on May 22 at Colorado and went 1-for-4 with a home run and started at first base for the first time in his career...went 6-for-6 on May 28 against Colorado to establish new career highs in hits and RBI (4). his previous high in hits was three (May 27, 2001 vs. Houston), while his previous high for RBI was three (four times, last time May 22, 2001 at Colorado)...the last Dodger with six hits in a game was Willie Davis on May 24, 1973 vs. New York in a 19 inning game...the Dodgers have had a total of seven players with six hits in a game...he became the first catcher since Walker Cooper in 1949 to get six hits in a game...had his career-high seven-game hitting streak (.429, 15-for-35) snapped on May 29 vs. Colorado after going 0-for-4 against the Rockies...the game also marked the first time that he had not recorded a hit when starting the game after doing so in his first 17 starts of the season...his home run in the fifth frame on June 22 vs. San Diego extended the Dodgers' season high home run streak to 10 games where they combined to hit 16 homers in the 10 games...on June 23 vs. San Diego was 1-for-4 with an RBI-single in the second inning to extend his career-best hitting streak to 10 games (.364, 16-for-44)...was 0-for-4 on June 24 vs. San Diego to snap his career-best hitting streak at 10 games (.364, 16-for-44)...on June 26 at San Francisco was 4-for-5 with a homer, two doubles and a career-high 6 RBI...on June 27 at San Francisco was 4-for-5 with two doubles, a home run, three runs scored and a career-high six RBI...on July 3 he smacked a homer off of San Francisco's Livan Hernandez over the left field fence for his 12th home run of the season and second leadoff homer of the year...he would later in the game smash his second homer of the night giving him his first multi-homer game of his career...on July 11 vs. Seattle was hit by a pitch in the face from reliever Jeff Nelson and suffered a left cheek contusion...played left field in place of Gary Sheffield on July 14 at Oakland, his fourth different position of the season...was 1-for-3 with a leadoff home run vs. Colorado...the leadoff homer was the club's fifth of the season and third by Lo Duca...on Aug. 16 vs. Montreal, he batted clean-up for the first time in his career and went 3-for-3 with a double, walk, RBI and his 19th home run...was 2-for-4 with a home run, three RBI and two runs scored in the club's 6-5, 13-inning win against Arizona on Sept. 22...the homer came off Randy Johnson to knot the game at 3-3 in the bottom of the ninth inning...was 2-for-4 with his second career two-homer game on Oct. 2 at San Diego in L.A.'s 5-2 win...during spring training, he batted a team-leading .459 with a home run and seven RBI in 14 games...**2000:** Began the season at Triple-A Albuquerque and was recalled originally on June 2...hit .346 (9-for-26) with two homers and five RBI in nine June games with the Dodgers...in his first game for Los Angeles in 2000, tied his career high of three RBI with a three-run homer off Anaheim's Kent Bottenfield...optioned back to Albuquerque on June 26 and recalled on July 13...batted .231 (6-for-26) with two RBI in eight games in July before being optioned to Albuquerque on July 27...recalled to Los Angeles for the remainder of the regular season on Sept. 1...batted .077 (1-for-13) with one RBI during the season's final month...threw out 47 percent of runners attempting to steal...appeared at five different positions for the Dodgers (C, LF, CF, RF, 3B) after appearing at every position except pitcher and shortstop for the Dukes, including being used as a designated hitter...led all Dukes who had more than 200 at-bats with a .351 average (98-for-279)...batted .299 (41-for-137) with 22 RBI in his first stint at Albuquerque...hit .390 (41-for-105) with 25 RBI in 27 August games...in nine games during July, hit .469 (15-for-32) with seven RBI...batted .373 (53-for-142) with 30 RBI at home for the Dukes and .328 (45-for-137) on the road in the Pacific Coast League...had hitting streaks of 16 games (Aug. 8-29) and 13 games (July 2-Aug. 5), giving him a hit in 29 of 30 games from July 2-Aug. 26...batted .366 (34-for-93) with 44 RBI with runners in scoring position and .417 (25-for-60) with runners in scoring position and two outs...**1999:** Batted .232 with three home runs and 11 RBI in 36 games...started 28 games, including the final two of the season...made Opening Day roster after batting .325 (13-for-40) in spring training with two home runs and eight RBI in 21 games...became the first rookie catcher to begin a season with Los Angeles since Mike Piazza in 1993...was batting .056 (2-for-36) when optioned to Triple-A Albuquerque on May 18...batted .368 (28-for-76) with the Dukes despite missing seven weeks after suffering a fractured right hand on June 2...recalled by the Dodgers on Aug. 3...the Brooklyn native hit his first career home run on Aug. 7 at New York, a solo shot in the 8th inning off lefty Al Leiter which sparked a come-from-behind victory at Shea Stadium...also homered on Aug. 25 at Milwaukee off Bill Pulsipher and Sept. 21 vs. San Francisco...batted .339 (20-for-59) after Aug. 3 recall from Albuquerque...stole home Aug. 15 vs. Braves as part of a double-steal in a two-out, first-and-third situation...Eric Young stole second base ahead of him and he beat shortstop Jose Hernandez's return throw...became first Dodger catcher

to attempt stealing home since Mike Scioscia, who was thrown out in 1981...other Dodger catchers to steal home (steals-attempts) since 1962 include John Roseboro (3-for-6) and Steve Yeager (1-for-3)...it was also first steal of home by a Dodger since Raul Mondesi on July 26, 1998 vs. Arizona and the first against the Braves since Brett Butler stole home for the Dodgers on Sept. 8, 1992 in Atlanta...prior to the steal, LoDuca was 0-for-1 in attempted steals in 24 Major League games...batted season-high .400 (12-for-30) with two home runs and 6 RBI in August...threw out seven of 27 base runners (26 percent)...had no passed balls...caught young Dodger pitchers in the Arizona Fall League during the offseason, his third time playing in the league...**1998:** Had three stints during his rookie campaign with Los Angeles, batting .286 with a double and one RBI in six games...spent the rest of the season at Albuquerque...appeared in four games behind the plate with the Dodgers, including two starts, and threw out two of the four baserunners who attempted to steal against him...when he was behind the plate, Dodger pitchers allowed only seven earned runs over 24.0 innings for a 2.63 ERA...was recalled from Albuquerque on June 19 when Charles Johnson missed two games to attend his grandfather's funeral in Florida...made his Major League debut June 21 at Colorado and drove an RBI-single to center field off Rockies' left-hander Bobby Jones for his first big league hit in the eighth inning...was optioned back to Albuquerque the next day...was recalled July 2 and optioned back the following day, joining the Dodgers for only one game in Texas...returned to Los Angeles when the Major League rosters expanded on Sept. 1 and he appeared in five games, going 3-for-12 (.250) with a double in five games...at Albuquerque, batted .319 in 126 games with 30 doubles, three triples, eight home runs and 57 RBI...his .319 average ranked ninth among PCL leaders...saw action at three different positions with the Dukes, playing in 91 games at catcher, 21 games at first base and 13 games at third base...threw out 30 of the 81 baserunners who attempted to steal against him (37 percent)...was named to the PCL squad for the Triple-A All-Star Game in Norfolk, VA...started at catcher and went 0-for-2...after ending the 1997 season at Double-A San Antonio with a 15-game hitting streak, he opened the 1998 campaign by hitting safely in his first seven games with the Dukes to up his streak to 22 games...had a .408 batting average through May 2 after collecting a hit in 18 of his first 22 games...**1997:** Batted .327 with seven home runs and 69 RBI in 105 games for Double-A Texas League champion San Antonio...finished fifth in the Texas League with a .399 on-base percentage, eighth in batting average and was the hardest batter to strike out in the league, striking out once every 16.4 at-bats...went 0-for-4 with one RBI in the Hall of Fame game against San Diego on Aug. 4 in Cooperstown, NY...batted .363 with 35 runs scored, 14 doubles, 15 RBI and two stolen bases for the Arizona Fall League Champion Peoria managed by Mike Scioscia...was named the league's top catching prospect by coaches and managers...**1996:** Batted .305 with three home runs and 66 RBI at Single-A Vero Beach...was named to the Florida State League All-Star Team after leading the league with a .400 on-base percentage...his .305 average was third-best among Single-A catchers and fourth-best among full-season minor league catchers...named Best Defensive Catcher in the Florida State League by *Baseball America*...earned second-team honors after batting .320 with one home run and 13 RBI for Sun Cities in the Arizona Fall League...**1995:** Had a .246 average with one home run and eight RBI in only 61 games at San Antonio...**1994:** Batted .310 with six home runs, 68 RBI and 32 doubles in 123 games at Single-A Bakersfield...**1993:** Batted .313 with six doubles and 13 RBI in 39 games for Vero Beach in his first professional season.

COLLEGE/AMATEUR HIGHLIGHTS: Was a First-Team All-America and All-Pac-10 selection at Arizona State in 1993 after batting .446 with 14 home runs and 88 RBI to lead the Sun Devils to the College World Series.

PERSONAL: Paul Anthony Lo Duca...wife's name is Sonja...enters the 2002 season with a one-year contract...graduated from Apollo H.S. in Glendale, AZ...signed by Eddie Bane.

PAUL LO DUCA'S CAREER BATTING RECORD

YEAR	TEAM	AVG	G	AB	R	H	2B	3B	HR	RBI	SH	SF	HP	BB	SO	SB	CS	E
1993	Vero Beach	.313	39	134	17	42	6	0	0	13	0	1	2	13	22	0	0	2
1994	Bakersfield	.310	123	455	65	141	32	1	6	68	0	4	3	52	49	16	9	10
1995	San Antonio	.246	61	199	27	49	8	0	1	8	0	0	2	26	25	5	5	2
1996	Vero Beach	.305	124	439	54	134	22	0	3	66	0	4	2	70	38	8	2	17
1997	San Antonio	.327	105	385	63	126	28	2	7	69	4	5	3	46	27	16	8	7
1998	Albuquerque	.319	126	451	69	144	30	3	8	57	7	6	5	59	40	19	7	11
	LOS ANGELES	.286	6	14	2	4	1	0	0	1	0	0	0	0	1	0	0	0
1999	LOS ANGELES	.232	36	95	11	22	1	0	3	11	1	2	2	10	9	1	2	2
	Albuquerque	.368	26	76	17	28	9	0	1	8	0	0	6	10	1	1	1	4
2000	LOS ANGELES	.246	34	65	6	16	2	0	2	8	2	2	0	6	8	0	2	1
	Albuquerque	.351	78	279	47	98	27	3	4	54	2	2	2	33	14	8	5	9
2001	LOS ANGELES	.320	125	460	71	147	28	0	25	90	5	5	6	39	30	2	4	9
	Las Vegas #	.333	3	9	3	3	2	0	0	3	0	0	0	1	0	0	0	1
Major League Totals-4 years		.298	201	634	90	189	32	0	30	110	8	9	8	55	48	3	8	12
Dodger Totals- 4 years		.298	201	634	90	189	32	0	30	110	8	9	8	55	48	3	8	12
Minor League Totals-9 years		.315	685	2427	362	765	164	9	30	346	13	22	25	310	216	73	37	63

#Minor League Rehabilitation Assignment

PAUL LO DUCA'S CAREER BATTING BREAKDOWN

2001						CAREER						2001						CAREER																			
AVG	AB	H	HR	RBI	TEAM	AVG	AB	H	HR	RBI	AVG	AB	H	HR	RBI	TEAM	AVG	AB	H	HR	RBI	TEAM	AVG	AB	H	HR	RBI										
.297	64	19	3	9	Arizona	.273	77	21	3	10	.227	22	5	2	5	Anaheim	.222	36	8	3	9	Baltimore	-	-	-	-	-	-	-	-	-	-	-	-	-	-	-
.375	16	6	0	2	Atlanta	.308	26	8	0	2	-	-	-	-	-	Baltimore	-	-	-	-	-	-	-	-	-	-	-	-	-	-	-						
.200	10	2	0	0	Chicago	.231	13	3	0	0	-	-	-	-	-	Boston	-	-	-	-	-	-	-	-	-	-	-	-	-	-	-						
.250	12	3	0	3	Cincinnati	.250	12	3	0	3	-	-	-	-	-	Chicago	-	-	-	-	-	-	-	-	-	-	-	-	-	-	-						
.352	71	25	7	18	Colorado	.313	83	26	7	19	-	-	-	-	-	Cleveland	-	-	-	-	-	-	-	-	-	-	-	-	-	-	-						
.300	10	3	0	2	Florida	.250	16	4	0	4	-	-	-	-	-	Detroit	-	-	-	-	-	-	-	-	-	-	-	-	-	-	-						
.269	26	7	0	0	Houston	.219	32	7	0	0	-	-	-	-	-	Kansas City	-	-	-	-	-	-	-	-	-	-	-	-	-	-	-						
.000	0	0	0	0	Los Angeles	.000	0	0	0	0	-	-	-	-	-	Minnesota	-	-	-	-	-	-	-	-	-	-	-	-	-	-	-						
.400	15	6	0	0	Milwaukee	.364	33	12	1	2	-	-	-	-	-	New York	-	-	-	-	-	-	-	-	-	-	-	-	-	-	-						
.556	9	5	1	3	Montreal	.583	12	7	1	6	.231	13	3	1	3	Oakland	.294	17	5	1	3	-	-	-	-	-	-	-	-	-	-						
.250	12	3	0	0	New York	.364	22	8	1	2	.222	9	2	0	1	Seattle	.222	9	2	0	1	-	-	-	-	-	-	-	-	-	-						
.167	12	2	0	4	Philadelphia	.167	24	4	0	4	-	-	-	-	-	Tampa Bay	-	-	-	-	-	-	-	-	-	-	-	-	-	-	-						
.304	23	7	1	1	Pittsburgh	.294	34	10	1	2	.462	13	6	0	3	Toronto	.389	18	7	0	3	-	-	-	-	-	-	-	-	-	-						
.250	20	5	0	3	St. Louis	.243	37	9	1	4	.335	218	73	11	40	Home	.314	315	99	12	47	-	-	-	-	-	-	-	-	-	-						
.302	53	16	4	11	San Diego	.277	65	18	4	11	.306	242	74	14	50	Road	.282	319	90	18	63	-	-	-	-	-	-	-	-	-	-						
.440	50	22	6	22	San Francisco	.397	68	27	7	25	.291	134	39	7	25	Day	.273	205	56	8	33	-	-	-	-	-	-	-	-	-	-						
.368	38	14	2	8	March/April	.238	63	15	2	8	.331	326	108	18	65	Night	.310	429	133	22	77	-	-	-	-	-	-	-	-	-	-						
.395	38	15	3	9	May	.327	49	16	3	9	.323	449	145	25	86	Grass	.303	604	183	30	103	-	-	-	-	-	-	-	-	-	-						
.317	104	33	6	22	June	.326	132	43	8	28	.182	11	2	0	4	Turf	.200	30	6	0	7	-	-	-	-	-	-	-	-	-	-						
.323	93	30	6	13	July	.303	119	36	6	15	.346	205	71	14	45	Pre-ASG	.309	269	83	16	51	-	-	-	-	-	-	-	-	-	-						
.327	101	33	3	16	August	.344	131	45	5	22	.298	255	76	11	45	Post-ASG	.290	365	106	14	59	-	-	-	-	-	-	-	-	-	-						
.256	86	22	5	22	Sept./Oct.	.243	140	34	6	28	.411	112	46	7	28	vs. LHP	.355	197	70	9	38	-	-	-	-	-	-	-	-	-	-						
.000	5	0	0	0	Pinch-Hitting	.067	15	1	0	0	.290	348	101	18	62	vs. RHP	.272	437	119	21	72	-	-	-	-	-	-	-	-	-	-						
.250	4	1	0	0	DH	.250	4	1	0	0																											

LO DUCA

PAUL LO DUCA'S CAREER HITTING BREAKDOWN BY BALLPARK

BALLPARK	AVG.	AB	H	HR	RBI	BALLPARK	AVG.	AB	H	HR	RBI
Astrodome	.000	6	0	0	0	Comerica Park	-	-	-	-	-
Bank One Ballpark	.282	39	11	1	2	Comiskey Park (new)	-	-	-	-	-
Busch Stadium	.211	19	4	1	2	Edison Int'l Field/Anaheim	.308	13	4	3	8
Cinergy Field/Riverfront Stadium	-	-	-	-	-	Fenway Park	-	-	-	-	-
Coors Field	.289	45	13	4	13	Jacobs Field	-	-	-	-	-
County Stadium	.250	8	2	1	2	Kauffman/Royals Stadium	-	-	-	-	-
Dodger Stadium	.314	315	99	12	47	Kingdome	-	-	-	-	-
Enron Field	.077	13	1	0	0	Metrodome	-	-	-	-	-
Miller Park	.250	8	2	0	0	Network Associates/Oak Coliseum	.231	13	3	1	3
Olympic Stadium	.667	3	2	0	3	Oriole Park at Camden Yards	.250	4	1	1	3
Pacific Bell Park	.429	28	12	2	11	SAFECO Field	-	-	-	-	-
PNC Park	.304	23	7	1	1	SkyDome	-	-	-	-	-
Pro Player Stadium	.208	13	4	0	4	The Ballpark in Arlington	.200	5	1	0	0
Qualcomm/Jack Murphy Stadium	.294	34	10	3	7	Tiger Stadium	-	-	-	-	-
Shea Stadium	.750	4	3	1	1	Tropicana Field	-	-	-	-	-
3Com/Candlestick Park	.125	8	1	0	0	Yankee Stadium	-	-	-	-	-
Turner Field	.375	16	6	0	2						
Veterans Stadium	.190	21	4	0	4						
Wrigley Field	-	-	-	-	-						

PAUL LODUCA'S CAREER FIELDING RECORD

POSITION	PCT	G	PO	A	E	TC	DP	PB
Catcher	.992	157	974	89	9	1061	12	4
First Base	.990	33	185	17	2	204	17	
Third base	1.000	1	0	1	0	1	0	
Outfield	.900	13	17	0	1	10	0	

CAREER TRANSACTIONS

- Selected by Los Angeles in the 25th round of the June 1993 First-Year Player Draft.

DISABLED LIST

- April 29-May 21, 2001 (strained left hamstring and strained left oblique).

CAREER SINGLE-GAME BESTS

Most Hits: 2 (10 times), last time: July 18, 2000 vs. PIT
Most RBI: 3 (twice), last time: June 2, 2000 at ANA
Most Home Runs: 1 (5 times), last time: June 23, 2000 at STL
Most Runs Scored: 2 (twice), last time: July 13, 2000 vs. ANA

Most Stolen Bases: 1, Aug. 15, 1999 vs. ATL
Most Walks: 2, April 14, 1999 at ARI
Longest Hitting Streak: 5 games, June 2-17, 2000
Career Grand Slams: None



TERRY MULHOLLAND

45

LEFT-HANDED PITCHER

Bats/Throws:	Right/Left	Height/Weight:	6-3/220
Opening Day Age:	39	M.L. Service:	13.155
Born:	March 9, 1963 in Uniontown, PA		
Resides:	Scottsdale, AZ		
Acquired:	Acquired in a three-player trade with Pittsburgh on July 31, 2001		

CAREER SUMMARY: The veteran southpaw has pitched in 510 games, 311 as a starter and 199 in relief, over his 15-year Major League career, having logged 2,212.1 innings...the Dodgers are his eighth different big league club...has also hurled for San Francisco (1986-89, 1995, 1997), Philadelphia (1989-93, 1996), the New York Yankees (1994), Seattle (1996), Chicago Cubs (1997-99), Atlanta (1999-2000) and Pittsburgh (2001)...made Major League debut with Giants on June 8, 1986 vs. Cincinnati...earned first win Sept. 8, 1986 vs. San Diego...recorded first Major League save on May 17, 1998 at Cincinnati...while with the Phillies, pitched a 6-0 no-hitter vs. San Francisco on Aug. 15, 1990.

2001: Acquired from the Pittsburgh Pirates at the July 31 trading deadline for pitchers Adrian Burnside and Mike Fetters...the versatile lefty pitched in 19 games for the Dodgers, including three as a starter, in his 15th Major League campaign...overall with the Pirates and Dodgers, appeared in 41 games...his first appearance in 2001 with the Pirates was as a starter (April 4 at Cincinnati)...in that game, suffered a sprained medial collateral ligament in his left knee in the fourth inning and was subsequently placed on the disabled list...activated from DL on April 20...proceeded to make 36 straight relief appearances (21 with Pirates, 15 with Dodgers)...in first four relief outings, did not allow a run in 6.0 innings, including a three-inning stint on April 28 at San Diego...in seven outings from May 2-12, gave up just one earned run and five hits in 10.1 innings...tossed 2.1 scoreless innings June 8 at Minnesota...in that contest, suffered broken left index finger when hit by a grounder and was placed on the 15-day disabled list...did not pitch again until making his Dodger debut Aug. 1 vs. Cincinnati...Aug. 5 vs. Chicago, pitched a scoreless 10th inning to earn his first win since July 8, 2000 at Boston (while with Atlanta)...Aug. 8 at Pittsburgh, closed out victory with two shutout innings...in four-game span from Aug. 15-19, gave up no runs, three hits and a walk in 3.2 innings...pitched 500th game of his career on Aug. 22 at Florida...made three straight starts Sept. 21 vs. Arizona, Sept. 26 vs. San Francisco and Oct. 2 at San Diego...in the start against the Giants, pitched 5.0 innings and surrendered two earned runs on seven hits with four strikeouts...in the start at San Diego, hurled a season-high 6.0 innings, giving up two earned runs on five hits and a walk, getting a no-decision in the 5-2 Dodger win...**2000:** Spent entire season with Atlanta and was 9-9 in 54 appearances, including 20 starts, for the National League Eastern Division champion...surrendered six home runs and went 0-2 with a 12.96 ERA in his first two starts (12 ER/8.1 IP)...won his next three starts, surrendering just four earned runs in 24.0 innings of work (1.50 ERA)...tossed lone complete game April 21 vs. Pittsburgh, yielding two runs on eight hits in a 6-2 victory...it was his first complete game since losing a 3-0 decision to the Chicago White Sox while pitching for the Cubs on June 18, 1997...retired the only batter he faced in his first relief appearance on May 16 vs. San Francisco and earned his fifth Major League save...allowed nine of his 30 inherited runners to score...appeared in all three games of the National League Division Series against St. Louis...**1999:** Split season with Chicago Cubs and Atlanta...between the two clubs, went 9-8 with a 4.43 ERA in 24 starts and 1-0 with one save and a 4.13 ERA in 18 relief outings...began season as a reliever with the Cubs...made first start on April 24 vs. New York Mets and notched his first win of the season...posted a 3-1 record and a 2.28 ERA in his first 15 appearances (six starts)...notched 1,000th career strikeout when he fanned Pittsburgh's Mike Benjamin at Three Rivers Stadium on July 7...was acquired by Atlanta on July 31 and was used as a spot starter over the final two months of the regular season...made first start with the Braves on Aug. 7 and picked up his 100th career win, a 15-4 victory vs. San Francisco...recorded lone save on Aug. 18 at Colorado...made two appearances in the Division Series against Houston and two in the NLCS against the Mets, tossing 2.2 scoreless innings...also made two appearances against the Yankees in the World Series...**1998:** Spent entire season with Chicago Cubs, where he pitched in a career-high 70 games, including 64 in relief...went 3-0 with a 1.82 ERA in six starts...made first start April 4 vs. Montreal and tossed 5.2 scoreless innings to combine with three relievers to defeat Montreal, 3-1...earned first Major League save on May 17 at Cincinnati...also picked up saves on June 18 vs. Philadelphia and July 31 vs. Colorado...picked up his first career win in relief June 5, a 12-inning, 6-5 victory over the White Sox...made two relief appearances against the Braves in the Division Series...surrendered game-winning hit to Chipper Jones in the bottom of the 10th of Game Two...**1997:** Began season with Chicago Cubs...was named the club's opening day starter and in the process, became the first left-hander to start a game for the Cubs since Greg Hibbard on Sept. 29, 1993 (the Cubs had sent right-handers to the mound in a team-record 421 consecutive contests)...received just 2.48 runs of support for every 9.0 innings pitched, the lowest ratio in the Majors...led big-league starters in fewest stolen bases against (one) and fewest steal attempts (five)...picked four runners off base...tossed lone complete game on June 18, a 3-0 loss to the White Sox at Comiskey Park...had a pair of doubles in a 9-3 victory at Philadelphia on July 4...was claimed off waivers by San Francisco on Aug. 8...made first eight appearances in relief before making first start with the Giants on Sept. 9 vs. St. Louis...made other start with San Francisco on Sept. 18 vs. Los Angeles, giving up one run in six innings...**1996:** Split season between Philadelphia and Seattle, going 13-11 with three complete games and a 4.66 ERA in 33 starts...walked

two or fewer batters in 27 of his starts...began campaign with Philadelphia...connected off Sean Bergman at San Diego on May 21 for his second Major League home run...traded to Seattle on July 31...went 4-1 with a 2.51 ERA (9 ER/32.1 IP) in a five-game span during the Mariners' postseason run between Aug. 28 and Sept. 17...**1995:** Spent entire season with the Giants...was San Francisco's opening day starter...won two of his first three starts...lost nine straight decisions between May 11 and July 29...was on disabled list due to bone chips in left elbow from June 6-July 4...made all five relief outings between Aug. 2-11, including a 5.1-inning stint vs. Pittsburgh on Aug. 8...returned to starting rotation on Aug. 18 and hit his first big-league homer in the contest, a solo shot off Philadelphia's Tyler Green...opposing baserunners swiped just one base in seven attempts...picked five runners off base...**1994:** Spent strike-shortened season with New York Yankees...tossed five-hitter vs. Toronto on May 24...hurled second complete game and struck out season-high nine batters, but lost a 4-3 decision to Kansas City on June 4 at Yankee Stadium...**1993:** Spent fourth straight full season with Philadelphia...tied for second in the National League with seven complete games (Atlanta's Greg Maddux led with eight) and ranked 10th in ERA (3.25)...went 9-5 with a 2.72 ERA during the first half of the season to earn the starting nod for the NL squad in the All-Star Game at Baltimore...allowed one run in 2.0 innings of work in the July 13 contest (Baltimore)...was Philadelphia's opening day starter for the third straight year and defeated Houston, 3-1, on April 5...pitched a career-high 10.0 innings May 8, going the distance to beat St. Louis, 2-1...tossed six-hit shutout on May 29 at Colorado...struck out a career-high 14 batters on June 4 vs. Colorado...hurled second shutout on June 9 vs. Houston...started and suffered a 9-4 loss at Atlanta in Game Three of the NLCS...started two games against the Blue Jays in the World Series...was the winning pitcher in Game Two at Toronto and received a no-decision in Game Six...**1992:** Spent entire season with Philadelphia...led National League pitchers with 12 complete games (Jack McDowell of the Chicago White Sox led the Majors with 13)...averaged just 1.8 walks per 9.0 innings pitched - the fourth-lowest ratio in the league...ranked eighth in the league in innings pitched (229.0)...tossed three straight complete games between May 5-15...worked 31.0 innings without issuing a walk between July 16-Aug. 11...missed just one start after being hit by a line drive off the bat of Cubs' Andre Dawson on June 20, which broke the bone at the base of his right fifth finger...went 3-3 with four complete games and a 2.47 ERA in six starts during the month of July...picked 16 runners off base...**1991:** Established career highs in wins (16), starts (34), shutouts (3), innings pitched (232.0) and strikeouts (142)...ranked third in the league in complete games (8), tied for fourth in wins and ranked sixth in innings pitched...averaged just 1.9 walks per 9.0 innings pitched - the third lowest ratio in the league...won four straight decisions from April 29-May 14...tossed all eight of his complete games over his last 18 starts...struck out a season-high 11 batters on Aug. 7 vs. Chicago Cubs...tossed two-hit shutout and struck out 10 on Sept. 18 vs. Montreal...**1990:** Became the first Phillies' pitcher during the 20th century to throw a no-hitter in Philadelphia when he blanked San Francisco 6-0 on Aug. 15...faced the minimum 27 batters in pitching the first 9.0-inning no-hitter in Veterans Stadium history (only one Giants batter reached base, that on an error by third baseman Charlie Hayes)...was named National League Pitcher of the Week for Aug. 13-19...was on the 15-day disabled list with left arm fatigue between June 12-28...posted a 2.03 ERA over his final seven starts (12 ER/53.1 IP)...**1989:** Began season with Triple-A Phoenix...was recalled by San Francisco on May 24 and made five appearances...made lone start with the Giants on June 6 at Cincinnati...was traded to Philadelphia as part of a five-player deal on June 18...tossed two-hit 1-0 shutout vs. San Francisco on Aug. 19...**1988:** Began season with Phoenix...hurled three-hit shutout on opening day vs. Edmonton...was recalled by the Giants on May 5 and made three relief appearances before returning to Triple-A on May 28...won five straight decisions between June 1-22...recalled again on July 3 and was inserted in the starting rotation when Mike Krukow was disabled...tossed first Major League complete game and shutout in his first start on July 5 vs. Chicago Cubs...also hurled complete game in his next start on July 10 vs. St. Louis...was named co-National League Player-of-the-Week (with San Diego's Tony Gwynn) after going 2-0 with a 0.50 ERA in two starts...went 2-1 with a 2.40 ERA in his six starts with the Giants...suffered a broken left forearm on July 31 when he was hit by a line-drive off the bat of Atlanta's Gerald Perry and missed the remainder of the season...**1987:** Spent the entire season with Phoenix where he led the Pacific Coast League with 29 starts...picked up first professional save with a perfect 2.0 innings at Hawaii on June 3...**1986:** Split the season between Triple-A and the Majors...began season with Phoenix until he had his contract purchased by San Francisco on June 5...made his Major League debut as a starter on June 8 vs. Cincinnati and tossed 7.1 innings allowing one run, but received a no-decision...lost three straight starts between June 14-24 before moving to the bullpen...was optioned to Phoenix on July 4, but was recalled July 29...had a no-hitter for 6.2 innings on Aug. 4 vs. Cincinnati, but ended up with a 2-1 loss...spent time at Triple-A again between Aug. 14 and Sept. 1...snapped his six-game losing streak with his first Major League win on Sept. 8 vs. San Diego as he pitched 5.2 innings, allowing three earned runs...**1985:** Spent entire season with Double-A Shreveport...was named to the Texas League All-Star team...led Texas League in shutouts (3), ranked second in ERA (2.90) and fourth in innings pitched (176.2)...**1984:** Was selected by the Giants in the first round of the June draft; a compensation pick for Detroit's signing of free agent Darrell Evans...began his professional career with rookie-level Everett, where he did not allow an earned run in 19.0 innings (three starts) and was promoted to Triple-A Fresno to finish the season...went 5-2 with a 2.95 ERA in nine starts for Fresno.

PERSONAL: Terence John Mulholland...married to Kiara...has a son, Tyler...graduate of Laurel Highlands High School (1981) in Uniontown, LA, where he played baseball and basketball...had high school uniform number retired...spent three years at Marietta College (Ohio), where he majored in sports medicine...went 14-2 in 1983 as Marietta won the NCAA Division III championship...was 12-1 with a 2.17 ERA in 1984, leading Marietta to a second-place finish in the World Series...had career record of 30-3 and a 2.39 ERA in his three seasons at Marietta...earned NCAA Division III All-America honors in 1983-84.

TERRY MULHOLLAND'S CAREER PITCHING RECORD

YEAR	TEAM	W-L	ERA	G	GS	CG	SHO	SV	IP	H	R	ER	HR	HB	BB	SO	WP	BK
1984	Everett	1-0	0.00	3	3	0	0	0	19.0	10	2	0	0	1	4	15	0	0
	Fresno	5-2	2.95	9	9	0	0	0	42.2	32	17	14	1	0	36	39	1	0
1985	Shreveport	9-8	2.90	26	26	8	3	0	176.2	166	79	57	9	2	87	122	6	0
1986	Phoenix	8-5	4.46	17	17	3	0	0	111.0	112	60	55	6	1	56	77	4	4
	SAN FRANCISCO	1-7	4.94	15	10	0	0	0	54.2	51	33	30	3	1	35	27	6	0
1987	Phoenix	7-12	5.07	37	29	3	0	1	172.1	200	124	97	7	4	90	94	17	3
1988	Phoenix	7-3	3.58	19	14	3	2	0	100.2	116	45	40	2	0	44	57	5	4
	SAN FRANCISCO	2-1	3.72	9	6	2	1	0	46.0	50	20	19	3	1	7	18	1	0
1989	Phoenix	4-5	2.99	13	10	3	0	0	78.1	67	30	26	3	3	26	61	2	3
	SAN FRANCISCO	0-0	4.09	5	1	0	0	0	11.0	15	5	5	0	0	4	6	0	0
	PHILADELPHIA	4-7	5.00	20	17	2	1	0	104.1	122	61	58	8	4	32	60	3	0
1990	PHILADELPHIA	9-10	3.34	33	26	6	1	0	180.2	172	78	67	15	2	42	75	7	2
	Scranton	0-1	3.00	1	1	0	0	0	6.0	9	4	2	0	0	2	2	0	0
1991	PHILADELPHIA	16-13	3.61	34	34	8	3	0	232.0	231	100	93	15	3	49	142	3	0
1992	PHILADELPHIA	13-11	3.81	32	32	12	2	0	229.0	227	101	97	14	3	46	125	3	0
1993	PHILADELPHIA	12-9	3.25	29	28	7	2	0	191.0	170	80	69	20	3	40	116	5	0
1994	NEW YORK (AL)	6-7	6.49	24	19	2	0	0	120.2	150	94	87	24	3	37	72	5	0
1995	SAN FRANCISCO	5-13	5.80	29	24	2	0	0	149.0	190	112	96	25	4	38	65	4	0
	Phoenix	0-0	2.25	1	1	0	0	0	4.0	4	3	1	0	0	1	4	0	0
1996	PHILADELPHIA	8-7	4.66	21	21	3	0	0	133.1	157	74	69	17	3	21	52	5	0
	SEATTLE	5-4	4.67	12	12	0	0	0	69.1	75	38	36	5	2	28	34	1	0
1997	CHICAGO (NL)	6-12	4.07	25	25	1	0	0	157.0	162	79	71	20	9	45	74	2	0
	SAN FRANCISCO	0-1	5.16	15	2	0	0	0	29.2	28	21	17	4	2	6	25	1	0
1998	CHICAGO (NL)	6-5	2.89	70	6	0	0	3	112.0	100	49	36	7	4	39	72	4	0
1999	CHICAGO (NL)	6-6	5.15	26	16	0	0	0	110.0	137	71	63	16	1	32	44	2	0
	ATLANTA	4-2	2.98	16	8	0	0	1	60.1	64	24	20	5	0	13	39	1	0
2000	ATLANTA	9-9	5.11	54	20	1	0	1	156.2	198	96	89	24	4	41	78	3	0
2001	PITTSBURGH	0-0	3.72	22	1	0	0	0	36.1	38	15	15	5	1	10	17	1	0
	LOS ANGELES	1-1	5.83	19	3	0	0	0	29.1	40	20	19	7	1	7	25	0	0
Major League Totals-15 years		113-125	4.30	510	311	46	10	5	2212.1	2384	1171	1056	237	51	572	1166	57	2
Dodger Totals - 1 year		1-1	5.83	19	3	0	0	0	29.1	40	20	19	7	1	7	25	0	0
Minor League Totals-8 years		41-36	3.70	126	110	20	5	1	711.0	716	364	292	28	11	346	471	35	14

TERRY MULHOLLAND'S CAREER ALL-STAR GAME PITCHING RECORD

YEAR	TEAM, SITE	W-L	ERA	G	GS	CG	SHO	SV	IP	H	R	ER	HR	HB	BB	SO	WP	BK
1993	PHILADELPHIA, at Bal.	0-0	4.50	1	1	0	0	0	2.0	1	1	1	0	0	2	0	0	0
All-Star Game Totals		0-0	4.50	1	1	0	0	0	2.0	1	1	1	0	0	2	0	0	0

TERRY MULHOLLAND'S CAREER DIVISION SERIES PITCHING RECORD

Year	TEAM	W-L	ERA	G	GS	CG	SHO	SV	IP	H	R	ER	HR	HB	BB	SO	WP	BK
1998	CHICAGO vs. Atl.	0-1	11.57	2	0	0	0	0	2.1	2	3	3	0	0	2	2	0	0
1999	ATLANTA vs. Hou.	0-0	27.00	2	0	0	0	0	0.2	3	2	2	0	0	0	0	0	0
2000	ATLANTA vs. Stl.	0-0	5.40	3	0	0	0	0	4.2	4	4	4	2	0	2	1	0	0
Division Series Totals		0-1	10.56	7	0	0	0	0	7.2	9	9	9	2	0	4	3	0	0

TERRY MULHOLLAND'S CAREER LEAGUE CHAMPIONSHIP SERIES PITCHING RECORD

Year	TEAM	W-L	ERA	G	GS	CG	SHO	SV	IP	H	R	ER	HR	HB	BB	SO	WP	BK
1993	PHILADELPHIA vs. Atl.	0-1	7.20	1	1	0	0	0	5.0	9	5	4	0	0	1	2	0	0
1999	ATLANTA vs. NYM	0-0	0.00	2	0	0	0	0	2.2	1	0	0	0	0	1	2	0	0
Championship Series Totals		0-1	4.69	3	1	0	0	0	7.2	10	5	4	0	0	2	4	0	0

TERRY MULHOLLAND'S CAREER WORLD SERIES PITCHING RECORD

Year	TEAM	W-L	ERA	G	GS	CG	SHO	SV	IP	H	R	ER	HR	HB	BB	SO	WP	BK
1993	PHILADELPHIA vs. Tor.	1-0	6.75	2	2	0	0	0	10.2	14	8	8	2	0	3	5	0	0
1999	ATLANTA vs. NYY	0-0	7.36	2	0	0	0	0	3.2	5	3	3	1	0	1	3	0	0
World Series Totals		1-0	6.91	4	2	0	0	0	14.1	19	11	11	3	0	4	8	0	0

TERRY MULHOLLAND'S CAREER FIELDING RECORD

POSITION	PCT	G	PO	A	E	TC	DP
Pitcher	.903	510	91	336	46	473	14

TERRY MULHOLLAND'S CAREER BATTING RECORD

Year	TEAM	AVG	G	AB	R	H	2B	3B	HR	RBI	SH	SF	HP	BB	SO	SB	CS	E
1986	SAN FRANCISCO	.053	15	19	0	1	0	0	0	0	1	0	0	0	8	0	0	3
1988	SAN FRANCISCO	.000	9	14	2	0	0	0	0	0	0	0	0	2	9	0	0	0
1989	SAN FRANCISCO	.000	5	2	0	0	0	0	0	0	1	0	0	0	2	0	0	0
	PHILADELPHIA	.059	20	34	1	2	1	0	0	1	2	0	0	0	15	0	0	4
1990	PHILADELPHIA	.097	33	62	2	6	1	0	0	2	4	0	0	1	30	0	1	3
1991	PHILADELPHIA	.087	35	80	3	7	0	0	0	0	5	0	1	1	32	1	0	5
1992	PHILADELPHIA	.096	32	83	1	8	1	0	0	3	6	0	0	3	35	0	0	3
1993	PHILADELPHIA	.065	29	62	3	4	0	0	0	0	8	0	0	1	27	0	0	2
1994	NEW YORK (AL)	.000	24	0	0	0	0	0	0	0	0	0	0	0	0	0	0	1
1995	SAN FRANCISCO	.102	30	49	3	5	1	1	1	3	3	1	0	1	22	0	0	3
1996	PHILADELPHIA	.178	21	45	2	8	1	0	1	2	4	0	0	0	20	0	0	4
	SEATTLE	.000	12	0	0	0	0	0	0	0	0	0	0	0	0	0	0	2
1997	CHICAGO (NL)	.163	25	49	0	8	2	0	0	2	3	0	0	0	24	0	0	3
	SAN FRANCISCO	.167	15	6	1	1	1	0	0	0	1	0	0	0	3	0	0	1
1998	CHICAGO (NL)	.294	70	17	3	5	2	0	0	3	1	0	1	2	10	0	0	4
1999	CHICAGO (NL)	.094	26	32	0	3	0	0	0	3	3	0	0	0	17	0	0	4
	ATLANTA	.125	16	16	2	2	0	0	0	2	0	0	0	2	4	0	0	1
2000	ATLANTA	.250	54	36	3	9	3	0	0	4	9	0	0	0	16	0	0	3
2001	PITTSBURGH	.000	22	3	0	0	0	0	0	0	0	0	0	0	2	0	0	0
	LOS ANGELES	.000	19	6	0	0	0	0	0	0	0	0	0	0	3	0	0	0
Major League Totals - 15 years		.112	512	615	26	69	13	1	2	23	53	1	1	13	279	1	1	46

MULHOLLAND

TERRY MULHOLLAND'S CAREER PITCHING BREAKDOWN

2001						CAREER						2001						CAREER					
W-L	ERA	G	IP	ER		W-L	ERA	G	IP	ER	W-L	ERA	G	IP	ER	W-L	ERA	G	IP	ER			
0-1-0	6.75	1	4.0	3	Arizona	0-2-0	4.76	14	22.2	12	-	-	-	-	-	Anaheim	1-1-0	7.47	4	15.2	13		
0-0-0	7.94	4	5.2	5	Atlanta	7-10-0	4.70	34	147.1	77	-	-	-	-	-	Baltimore	1-0-0	3.29	3	13.2	5		
1-0-0	0.00	2	2.0	0	Chicago	11-10-0	4.79	31	169.0	90	-	-	-	-	-	Boston	3-0-0	3.38	6	32.0	12		
0-0-0	11.57	2	4.2	6	Cincinnati	4-9-1	3.73	32	137.2	57	-	-	-	-	-	Chicago	1-2-0	5.94	6	16.2	11		
0-0-0	1.69	5	5.1	1	Colorado	3-8-2	5.60	27	82.0	51	-	-	-	-	-	Cleveland	1-2-0	3.81	6	28.1	12		
0-0-0	13.50	3	3.1	5	Florida	2-3-0	5.26	16	39.1	23	-	-	-	-	-	Detroit	0-0-0	3.38	3	13.1	5		
-	-	-	-	-	Houston	4-8-0	4.06	30	124.0	56	-	-	-	-	-	Kansas City	2-2-0	16.88	3	5.1	10		
0-0-0	0.00	2	2.0	0	Los Angeles	9-6-0	2.14	31	155.1	37	0-0-0	0.00	1	2.1	0	Minnesota	0-2-0	11.74	4	7.2	10		
0-0-0	4.15	3	4.1	2	Milwaukee	3-1-0	4.06	18	57.2	26	-	-	-	-	-	New York	1-1-0	7.41	3	17.0	14		
0-0-0	0.00	1	2.0	0	Montreal	17-5-0	3.16	33	190.2	67	-	-	-	-	-	Oakland	1-2-0	8.71	5	20.2	20		
0-0-0	0.00	3	1.2	0	New York	4-9-0	4.58	33	125.2	64	-	-	-	-	-	Seattle	0-1-0	6.48	2	8.1	6		
0-0-0	27.03	1	.2	2	Philadelphia	3-4-1	7.26	15	57.0	46	-	-	-	-	-	Tampa Bay	0-1-0	5.40	1	5.0	3		
0-0-0	0.00	1	2.0	0	Pittsburgh	7-7-0	4.00	33	166.1	74	-	-	-	-	-	Texas	2-0-0	4.60	4	15.2	8		
0-0-0	1.17	6	7.2	1	St. Louis	7-9-0	4.12	45	187.2	86	-	-	-	-	-	Toronto	1-1-0	5.14	2	14.0	8		
0-0-0	2.00	2	9.0	2	San Diego	10-12-0	4.52	35	177.1	89	1-1-0	5.18	21	33.0	19	Home	60-53-3	4.08	247	1082.2	491		
0-0-0	7.00	4	9.0	7	San Francisco	8-7-1	3.79	29	135.1	57	0-0-0	4.13	20	32.2	15	Road	53-72-2	4.50	263	1129.2	565		
0-0-0	1.86	5	9.2	2	Mar/April	16-18-0	4.29	64	300.0	143	0-0-0	5.06	10	10.2	6	Day	38-53-4	4.51	202	818.1	410		
0-0-0	4.71	14	21.0	11	May	29-18-2	4.15	90	424.2	196	1-1-0	4.58	31	55.0	28	Night	75-72-1	4.17	308	1394.0	646		
0-0-0	3.18	3	5.2	2	June	15-28-1	5.29	78	347.0	204	1-1-0	4.60	39	62.2	32	Grass	57-73-4	4.54	331	1190.2	601		
-	-	-	-	-	July	18-27-1	3.92	81	422.0	184	0-0-0	6.00	2	3.0	2	Turf	56-52-1	4.01	179	1021.2	455		
1-0-0	8.49	12	11.2	11	August	17-15-1	4.18	105	364.0	169	0-0-0	3.72	22	36.1	15	Pre-ASG	66-72-3	4.50	257	1204.1	602		
0-1-0	4.19	7	17.2	8	Sept/Oct	18-19-0	4.18	92	344.2	160	1-1-0	5.83	19	29.1	19	Post-ASG	47-53-2	4.05	253	1008.0	454		
-	-	-	-	-							0-1-0	4.34	4	18.2	9	Starter	108-119-0	4.28	311	1974.2	939		
-	-	-	-	-							1-0-0	4.79	37	47.0	25	Reliever	5-6-5	4.43	199	237.2	117		

TERRY MULHOLLAND'S CAREER PITCHING BREAKDOWN BY BALLPARK

BALLPARK	W-L	ERA	G	IP	ER	BALLPARK	W-L	ERA	G	IP	ER
Astrodome	2-6-0	3.39	14	66.1	25	Comerica Park	-	-	-	-	-
Atlanta-Fulton County Stadium	3-4-0	5.13	12	54.1	31	Comiskey Park (new)	0-2-0	6.94	2	11.2	9
Bank One Ballpark	0-1-0	5.40	8	15.0	9	Edison Int'l Field/Anaheim	1-0-0	5.59	2	9.2	6
Busch Stadium	1-3-0	3.91	23	69.0	30	Fenway Park	1-0-0	3.66	3	19.2	8
Cinergy Field/Riverfront Stadium	3-4-1	3.46	16	67.2	26	Jacobs Field	1-1-0	4.66	3	19.1	10
Coors Field	1-6-1	8.15	14	38.2	35	Kauffman/Royals Stadium	1-1-0	5.87	4	15.1	10
County Stadium	3-0-0	2.45	9	36.2	10	Kingdome	4-3-0	4.36	8	43.1	21
Dodger Stadium	5-4-0	2.47	25	83.2	23	Metrodome	0-1-0	6.35	3	5.2	4
Enron Field	0-0-0	3.86	2	2.1	1	Network Assoc./Oak Coliseum	0-1-0	7.11	2	6.1	5
Millie High Stadium	1-0-0	0.00	1	9.0	0	Oriole Park at Camden Yards	0-0-0	4.50	1	6.0	3
Miller Park	0-0-0	3.00	2	3.0	1	SAFECO Field	-	-	-	-	-
Olympic Stadium	9-4-0	3.47	18	119.1	46	SkyDome	0-1-0	12.60	1	5.0	7
Pacific Bell Park	0-0-0	0.00	3	2.1	0	The Ballpark in Arlington	-	-	-	-	-
PNC Park	0-0-0	4.74	12	19.0	10	Tiger Stadium	0-0-0	3.38	3	13.1	5
Pro Player Stadium	1-3-0	6.04	9	28.1	19	Tropicana Field	0-1-0	5.40	1	5.0	3
Qualcomm /Jack Murphy Stadium	6-5-0	4.96	17	85.1	47	Yankee Stadium	4-2-0	6.87	11	55.0	42
Shea Stadium	2-7-0	4.79	15	67.2	36						
3Com/Candlestick Park	8-14-0	3.17	44	210.1	74						
Three Rivers Stadium	3-4-0	3.61	17	87.1	35						
Turner Field	6-6-1	4.62	41	115.0	59						
Veterans Stadium	34-26-0	4.09	91	577.0	262						
Wrigley Field	13-15-2	5.41	73	239.2	144						

CAREER TRANSACTIONS

- Selected by San Francisco in the first round of the June 1984 Free Agent Draft.
- Acquired by Philadelphia with Dennis Cook (LHP) and Charlie Hayes (INF) from San Francisco for Steve Bedrosian (RHP) and Rick Parker (OF) on June 18, 1989.
- Acquired by New York (AL) with Jeff Patterson (RHP) from Philadelphia for Bobby Munoz (RHP), Ryan Karp (RHP) and Kevin Jordan (INF) on Feb. 9, 1994.
- Signed as a free agent by San Francisco on April 8, 1995.
- Signed as a free agent by Philadelphia on Feb. 17, 1996.
- Acquired by Seattle from Philadelphia for Desi Relaford (INF) on July 31, 1996.
- Signed as a free agent by Chicago (NL) on Dec. 10, 1996.
- Claimed off waivers by San Francisco on Aug. 8, 1997.
- Signed as a free agent by Chicago (NL) on Feb. 2, 1998.
- Acquired by Atlanta with Jose Hernandez (INF) from Chicago (NL) for Micah Bowie (RHP), Ruben Quevedo (RHP) and Joey Nation (LHP) on Aug. 24, 1999.
- Signed as a free agent by Pittsburgh on Dec. 20, 2000.
- Acquired by Los Angeles from Pittsburgh for Adrian Burnside (LHP) and Mike Fetters (RHP) on July 31, 2001.

DISABLED LIST

- Aug. 1-end of season, 1998 (broken left forearm)
- June 12-28, 1990 (left arm fatigue)
- June 6-July 4, 1995 (left elbow bone chips)
- April 5-19, 2001 (sprained MCL in left knee)
- June 11-July 31, 2001 (broken left index finger)

CAREER SINGLE-GAME BESTS

Low Hit Complete Game:	0, Aug. 15, 1990 vs. SF	Most Strikeouts:	14, June 4, 1993 vs. COL
Most Innings Pitched - Starter:	10.0, May 8, 1993 vs. STL	Most Walks:	6, Aug. 6, 1997 vs. SF
Most Innings Pitched - Reliever:	5.1, Aug. 8, 1995 vs. PIT	Longest Winning Streak:	5 games, May 5-25, 1992
		Longest Losing Streak:	9 games, May 11-July 29, 1995



HIDEO NOMO

10

RIGHT-HANDED PITCHER

Bats/Throws:	Right/Right	Height/Weight:	6-2/221
Opening Day Age:	33	M.L. Service:	6.130
Born:	August 31, 1968 in Osaka, Japan		
Resides:	Tokyo, Japan		
Acquired:	Signed as a free agent on December 20, 2001		

CAREER SUMMARY: Has posted an 82-71 record with a 4.05 ERA in 216 career Major League appearances...is one of four pitchers in Major League history to toss a no-hitter in both the National and American League, joining Cy Young, Jim Bunning and Nolan Ryan...also is one of 10 pitchers in the ML history to register 200 or more strikeouts in both leagues...has averaged 9.6 strikeouts per nine innings pitched in his Major League career and 10.3 strikeouts per nine innings in his professional career in Japan...has struck out more batters than innings pitched in five of his seven Major League seasons....made Major League debut on May 2, 1995 at San Francisco and picked up first career win on June 2, 1995 vs. the New York Mets.

2001: Pitched a 3-0 no-hitter in his first start of the season and in his Boston debut on April 4 at Baltimore, the earliest time in Major League history a no-hitter has been pitched in a season...allowed three walks and struck out 11 in the 110-pitch masterpiece...the no-hitter was the second of his career, the other coming on Sept. 17, 1996 at Colorado while a member of the Dodgers...it was the first no-hitter by a Red Sox pitcher since Dave Morehead on Sept. 16, 1965 and the first pitcher in the Majors since Eric Milton of Minnesota vs. Anaheim on Sept. 11, 1999...it was also the first time a pitcher had tossed a no-hitter in his first start for a team since Wilson Alvarez of the Chicago White Sox at Baltimore on Aug. 11, 1991...named co-winner of the American League Player of the Week award for the week of April 1-8...won 2-0 on April 26 vs. Minnesota, allowing one hit in seven innings, taking a no-hitter into the seventh inning until surrendering a Torii Hunter single...went 3-1 with a 2.40 ERA in five April starts...pitched a one-hitter on May 25 vs. Toronto, striking out a season-high 14 batters and retiring 27 or 28 batters faced...struck out seven consecutive batters from the sixth to eighth innings, one shy of the AL record of eight, set by Roger Clemens, Ron Davis and Nolan Ryan...became the first Major League pitcher to hurl a no-hitter and one-hitter in the same season since Kevin Brown did it for the Florida Marlins in 1997...pitched seven innings and had no decision in the Red Sox 4-3, 18-inning victory on June 5 vs. Detroit...struck out 12 batters and had no decision on June 22 vs. Toronto...also reached double-digits in strikeouts in wins on July 26 vs. Toronto (10) and Sept. 18 vs. Tampa Bay (11)...in all, registered 10 or more strikeouts five times and has accomplished the feat 28 times in his career...led the AL with 220 strikeouts...won five straight starts from July 2-26, going 5-0 with a 3.00 ERA to lead the league in wins for the month of July...held opponents to the fifth best batting average allowed (.231) and was sixth best in

the league when pitching with runners in scoring position (.225)...**2000:** Signed as a free agent with Detroit and pitched the entire season with the Tigers, striking out a team-high 181 batters...named the Tigers' Opening Day starter and defeated Baltimore 7-4 on April 3 to become the first Japanese pitcher to start an Opening Day game...went 0-3 with a 5.48 ERA in his next eight starts, before winning at Boston on May 21...did strikeout a season-high nine batters in a no decision vs. the Chicago White Sox on April 30...was named the Tigers' Pitcher of the Month for April as he finished the month with a 2.54 ERA, which ranked second in the AL...pitched a scoreless inning of relief in the second game of a doubleheader on June 24 at Cleveland, his second career relief outing...placed on the 15-day disabled list on July 30-Aug. 17 with a strained right hand...returned to action on Aug. 18 and allowed one run in 7.0 innings to pick up a win...pitched a season high 8.0 innings for the fourth time and defeated the Yankees at New York, 12-2, on Sept. 22, while matching a season-high nine batters...was 3-1 with a 3.34 ERA and 30 strikeouts in September to be named the Tigers' Co-Pitcher of the Month along with Jeff Weaver...held left-handers to a .241 batting average, ninth best in the AL and was seventh best against pitching with runners in scoring position (.240)...**1999:** Signed to a minor league contract by Milwaukee on April 29 and went on to lead the Brewers with 12 wins and 161 strikeouts...had gone to spring training with the New York Mets, but was released on March 26...signed a minor league contract with the Chicago Cubs on April 2...made three starts and went 1-1 with a 3.71 ERA for Triple-A Iowa before being granted his release on April 23...made one start and pitched 7.0 shutout innings and picked up a victory for Double-A Huntsville in the Milwaukee organization before having his contract purchased by the Brewers on May 9...started that night at San Francisco and won 3-2, allowing one earned run in 6.1 innings...won five straight decisions from May 31-July 6 while posting a 5.57 ERA during the seven-game stretch...his strikeout of Jay Bell vs. Arizona on Sept. 8 was the 1,000th of his career...the milestone came in his 147th game, making him the third fastest Major League pitcher to reach the 1,000-strikeout plateau behind Roger Clemens (143 games) and Dwight Gooden (145 games)...ranked sixth in the NL by holding opponents to a .212 average when batting with runners in scoring position...collected 12 hits as a batter (12-for-56, .214) to tie a Milwaukee Brewers' record for most hits by a pitcher in a season...**1998:** Split the season pitching for the Dodgers and Mets, following off-season arthroscopic surgery on his right elbow...went 2-7 with a 5.05 ERA in 12 starts for the Dodgers before being traded along with Brad Clontz to the New York Mets for pitchers Dave Mlicki and Greg McMichael on June 4...went 4-5 with a 4.82 ERA in 17 games (16 starts) for the Mets...struck out seven straight batters in his first start of the season, April 3 at Cincinnati, one short of Johnny Podres' club mark of eight set on July 2, 1962 against Philadelphia...retired just two batters in a start on April 18 at Chicago, allowing eight runs (seven earned) in his shortest career outing...did not strikeout a batter in the game, the first time in 98 career starts...pitched consecutive complete games on April 23 at Milwaukee and April 28 vs. Milwaukee...hit his first career home runs on April 28 off Milwaukee's Jose Mercedes...made his first start with the Mets on June 9 vs. Tampa Bay and had no decision, allowing four runs in 5.0 innings...pitched a complete-game three-hitter on Aug. 26 at San Francisco and struck out 10...made his first career relief appearance on Sept. 27 at Atlanta and pitched 4.0 scoreless innings...**1997:** Posted a 14-12 record and a 4.25 ERA in a team-best 33 starts...also led Dodger pitchers with 233 strikeouts, 207.1 innings pitched and tied Chan Ho Park for the team lead in wins...ranked fourth in the NL in strikeouts and third with a 10.1 strikeouts per nine innings...became the fastest pitcher in Major League history to record 500 strikeouts when he accomplished the feat in 444.2 innings with a strikeout of Luis Castillo on April 25 at Florida...broke Dwight Gooden's previous mark of 500 strikeouts in 445.1 innings...it took Nomo 66 games to reach the mark and Gooden only 61...went 5-2 with a 2.88 ERA in his first nine starts, including a season-best three-game winning streak from April 30-May 17...threw his only complete game of the season on June 7 vs. St. Louis when he fanned 10 in a 5-2 win...made Major League history in his start on June 18 vs. Anaheim when he and Angels' reliever Shigetoshi Hasagawa became the first players born in Japan to appear in the same game...neither pitcher had a decision in the Dodgers' 7-5 victory...forced out of the game after 3.2 innings on July 26 against Philadelphia when he was hit above the right elbow by a line drive off the bat of Scott Rolen...it was the only hit he allowed...earned the win in his next start on Aug. 1 at Chicago, but gave up a season-high 11 hits, including three home runs, and allowed seven earned runs in the Dodgers' 13-9 win...also allowed three home runs on Sept. 8 vs. Florida...went 4-4 with a 4.01 ERA in his 11 starts after being hit by the line drive on July 26...struck out nine batters on Aug. 28 vs. Oakland to reach the 200 strikeout plateau for the third straight season, matching Dwight Gooden of the New York Mets (1984-86) as the only pitchers in the modern era to fan 200 or more in their first three Major League seasons...pitched exclusively from the stretch in his last three starts, going 1-1 with a 3.86 ERA...underwent arthroscopic surgery on Oct. 7 to remove calcium deposits near his right elbow...the surgery was performed by Dr. Frank Jobe at Centinela Hospital Medical Center...**1996:** Went 16-11 with a 3.19 ERA in 33 starts and finished fourth in the NL Cy Young Award voting behind Atlanta's John Smoltz, Florida's Kevin Brown and St. Louis' Andy Benes...finished second among NL pitchers in opponents batting average (.216), strikeouts (234), shutouts (2) and was eighth in ERA...pitched the 20th no-hitter in Dodger franchise history and seventh in Los Angeles Dodger history on Sept. 17 at Colorado...became the first and only Major League pitcher to toss a no-hitter in hitter-friendly Coors Field...was forced to pitch from a stretch from the third inning on after a two-hour rain delay made the mound slippery...walked four and struck out eight...it was the first no-hitter by a Dodger since Ramon Martinez threw one on July 14, 1995 vs. Florida...he was the 219th player in Major League history to throw a no-no, the 193rd since 1900...became the first Dodger pitcher to record 200 or more strikeouts in each of his first two seasons and the first Dodger pitcher to register 200 or more strikeouts in back-to-back seasons since Don Sutton in 1972-73...pitched a three-hit 1-0 shutout in the Dodgers' home opener on April 8 vs. Atlanta...it was the first complete-game shutout by a Dodger pitcher in the home opener since Fernando Valenzuela accomplished the feat in 1981 vs. Houston...struck out a career-high 17 batters in his next start on April 13 vs. Florida, a complete-game 3-1 victory, his second career back-to-back complete game outings...became the 25th pitcher in Major League history to strike out 17 or more batters in a game...was named the NL Player of the Week for the week of April 8-14 as he was 2-0 with 23 strikeouts and

a 0.50 ERA...earned Co-NL Player of the Week honors for the week of Sept. 16-22 for his no-hitter on Sept. 17...struck out 75 batters over 57.1 innings in eight starts from June 9-July 18...matched a career-high (third time) with seven walks on Aug. 10 at Cincinnati...was 7-3 with a 2.86 ERA in his final 13 starts...named NL Pitcher of the Month for September as he was 3-1 with a 2.03 ERA...allowed five runs on five hits and struck out three in a 5-2 loss in Game Three of the NLCS against Atlanta...the Dodgers were 18-15 in his starts and 16 of his starts were decided by two runs or less...allowed more than four earned runs just once, when he surrendered five runs in five innings on June 30 at Colorado...went 0-0 with a 5.14 ERA over 7.0 innings in two starts for the MLB All-Star team that toured Japan in the offseason...**1995:** Won NL Rookie of the Year honors as he went 13-6 with a 2.54 ERA in 28 starts...led the Majors with a .182 opponent's batting average and was first in the NL with 236 strikeouts and three shutouts...finished second to Atlanta's Greg Maddux (1.63) in ERA...narrowly won the NL Rookie of the Year Award by defeating Atlanta's Chipper Jones by 14 votes...was the 15th Dodger to win the award and fourth consecutive, joining previous winners Eric Karros (1992), Mike Piazza (1993) and Raul Mondesi (1994)...also named the right-handed pitcher for the Topps' All-Rookie team...allowed just 124 hits over 191.1 innings for an average of 5.83 hits per nine innings, second all time behind Sandy Koufax with a 5.59 average in 1965...signed by the Dodgers as a free agent on Feb. 13, 1995, after retiring from Japanese professional baseball following the 1994 season...became the first Japanese-born player to join a Major League team after playing professionally in Japan's Central or Pacific Leagues...was a five-time All-Star for the Kintetsu Buffaloes and led the league in strikeouts and wins in four of the five seasons...earned a no-decision after allowing no runs in 5.0 innings in his Major League debut on May 2 at San Francisco, which the Giants won 4-3 in 15 innings...collected no-decisions in his next four starts, tying him with the New York Mets' Bob Moorehead in 1962 and Oakland's Dave Otto in 1988 for most consecutive no decisions as a starter when beginning a career...earned his first Major League win, a 2-1 victory vs. the New York Mets on June 2, by allowing one run on two hits in 8.0 innings...set a Dodger franchise rookie record by striking out 16 Pittsburgh Pirates on June 14 at Dodger Stadium...the previous mark for most strikeouts by a Dodger rookie was 15 by Karl Spooner from Brooklyn in 1954...the Major League rookie record is 18 set by Montreal's Bill Gullickson in 1980...also set the Dodgers' rookie record for most strikeouts in a season with 236, passing Don Sutton's total of 209 in 1966...Dwight Gooden holds the ML record with 276 for the New York Mets in 1984...set a Dodger record by striking out a total of 50 batters in four consecutive starts from June 14-29, passing Sandy Koufax' 39 strikeouts in a four-game stretch, which he did three times, last time Aug. 1-14, 1965...struck out 13 or more batters five times and 10 or more 11 times in his 28 starts...recorded his first Major League complete game shutout on June 24 vs. San Francisco, 7-0...named the NL Player of the Month for June as he went 6-0 with a 0.89 ERA...became the first rookie to win six games in a month since Cincinnati's Tom Browning in 1985 and Detroit's Mark Fidrych in 1976...started for the NL and fanned three over 2.0 scoreless innings at the All-Star Game at Texas, becoming the first player born in Japan to be selected to the mid-summer classic...became the first ML rookie to start the All-Star Game since Fernando Valenzuela in 1981...won seven straight decisions from June 2-July 15, the first Dodger to win seven consecutive games since Orel Hershiser won 11 straight and Fernando Valenzuela and Bob Welch each won eight straight in 1985...collected his first career hit on July 15 vs. Florida off Bobby Witt...did not bat in Japan's Pacific League because of the designated hitter rule...left the games on July 25 at Houston and Aug. 31 vs. New York with a split fingernail on his right middle finger...pitched a one-hitter and struck out 11 on Aug. 5 at San Francisco in the Dodgers' 3-0 win...had a perfect game until he surrendered an infield single to Royce Clayton with one out in the eighth inning...allowed one earned run and fanned 11 to pick up the win on Sept. 30 at San Diego to clinch the NL West Division for the Dodgers...started Game Three of the NLCS at Cincinnati and took the loss as he allowed five runs in five-plus innings of the 10-1 setback...the Dodgers were 19-9 in his starts and Nomo was 8-2 with a 1.73 ERA (19 ER/99.0 IP) in 14 starts at Dodger Stadium...**1994:** Last season pitching for Kintetsu in the Japanese Pacific League and he went 8-7 with a 3.63 ERA before his season was cut short with tendinitis in his right shoulder...finished his Japanese career with 1,204 strikeouts in 1,051.1 innings, registering more strikeouts than innings pitched in all five seasons pitching for Kintetsu...pitched six complete games in his 17 starts and 80 in 134 career starts in Japan (60 percent)...**1993:** Was 17-12 and had a 3.70 ERA with 14 complete games and two shutouts in 32 starts...led the Japanese Pacific League in wins and strikeouts (276)...reached the 1,000 strikeout plateau in his career faster than any other player in the history of professional baseball in Japan...set a Pacific League record after striking out 10 or more batters in five consecutive starts...**1992:** Went 18-8 with a 2.66 ERA in 30 games...led the league with a career-best 18 wins and with 238 strikeouts...threw 17 complete games and a career-best five shutouts...went 0-1 in three games against the Major League All-Star team that toured Japan in October and November, allowing six runs while fanning 11 in eight innings...**1991:** Was 17-11 with a 3.05 ERA, one save, four shutouts and a career-high 22 complete games in 31 outings...led the Japanese Pacific League in wins and strikeouts (287)...**1990:** First season in the majors with Kintetsu following four seasons pitching for Shin-Nitte Tsu in the Industrial League...Went 18-8 with a 2.91 ERA for the Buffaloes and led the league in wins, ERA and strikeouts (287)...won the Pacific League's Most Valuable Player Award, Sawamura Award (Japan's Cy Young Award), Rookie of the Year Award and Prime Minister Award...tied a Japanese record for most strikeouts in a game when he fanned 17 on April 29, 1990...was 1-1 in three relief appearances against the Major League All-Star team that visited Japan.

PERSONAL: Begins his second tour of duty with the Dodgers after signing a two-year contract on Dec. 20, 2001...he and his wife, Kikuko, have two children, Takahiro and Yoshitaka...graduated from Seijyo Kogyo High School in 1986...was a member of Japan's national baseball team that won a silver medal at the 1988 Olympics in Seoul, Korea...nicknamed "The Tornado" because of his distinctive pitching delivery...was extremely popular in Japan during his rookie season in 1995 as NHK-TV televised his games on giant big-screen televisions on streets and buildings in high-traffic areas in 13 Japanese cities...a 12-hour TV special on Nomo ran on New Year's Eve in Japan...was greeted by an estimated 1,000 fans at Narita Airport outside of Tokyo when he returned to Japan fol-

lowing his rookie season...on Dec. 1, 1995 he became just the second athlete to receive the honorable Kikuchi Award, given to individuals who are instrumental in introducing the Japanese culture to other countries...appeared on stage with the Eagles at a concert at the Tokyo Dome on Nov. 15, 1995...was selected as the top sports story of 1995 in Japan by *Kyodo News Service* and *The Daily Yomiuri*...also selected as the third biggest news event in 1995...Coca-Cola donated \$100 for each strikeout he recorded in 1995 to the Pediatric AIDS Foundation of Southern California and Nike of Japan donated \$10 for every pitch he threw in 1996 to the Make-A-Wish Foundation in Japan to help underprivileged children...joined Mike Piazza and Chan Ho Park at Nike Instructional baseball clinics throughout Asia during the 1997 offseason...has also teamed with Cal Ripken to run a baseball camp in Honolulu, HI...has appeared in commercials for Jive Coffee, Nike, Toyota and Sumitomo Life Insurance.

HIDEO NOMO'S CAREER PITCHING RECORD

YEAR TEAM	W-L	ERA	G	GS	CG	SHO	SV	IP	H	R	ER	HR	HB	BB	SO	WP	BK
1990 KINTETSU	18-8	2.91	29	27	21	2	0	235.0	-	-	76	-	-	109	287	-	-
1991 KINTETSU	17-11	3.05	31	29	22	4	1	242.1	-	-	82	-	-	128	287	-	-
1992 KINTETSU	18-8	2.66	30	29	17	5	0	216.2	-	-	64	-	-	117	228	-	-
1993 KINTETSU	17-12	3.70	32	32	14	2	0	243.1	-	-	100	-	-	148	276	-	-
1994 KINTETSU	8-7	3.63	17	17	6	0	0	114.0	-	-	46	-	-	86	126	-	-
1995 Bakersfield	0-1	3.38	1	1	0	0	0	5.1	6	2	2	0	0	1	6	1	0
1995 LOS ANGELES	13-6	2.54	28	28	4	3	0	191.1	124	63	54	14	5	78	236	19	5
1996 LOS ANGELES	16-11	3.19	33	33	3	2	0	228.1	180	93	81	23	2	85	234	11	3
1997 LOS ANGELES	14-12	4.25	33	33	1	0	0	207.1	193	104	98	23	9	92	233	10	4
1998 LOS ANGELES	2-7	5.05	12	12	2	0	0	67.2	57	39	38	8	3	38	73	4	1
1999 NEW YORK (NL)	4-5	4.82	17	16	1	0	0	89.2	73	49	48	11	1	56	94	9	3
1999 Iowa	1-1	3.71	3	3	0	0	0	17.0	12	7	7	1	0	12	18	3	0
Huntsville	1-0	0.00	1	1	0	0	0	7.0	5	0	0	0	0	1	7	0	0
MILWAUKEE	12-8	4.54	28	28	0	0	0	176.1	173	96	89	27	3	78	161	10	1
2000 DETROIT	8-12	4.74	32	31	1	0	0	190.0	191	102	100	31	3	89	181	16	0
2001 BOSTON	13-10	4.50	33	33	2	2	0	198.0	171	105	99	26	4	96	220	6	0
Major League Totals - 7 years	82-71	4.05	216	214	14	7	0	1348.2	1162	651	607	163	30	612	1432	85	17
Dodger Totals - 4 years	45-36	3.51	106	106	10	5	0	694.2	554	299	271	68	19	293	776	44	13
Minor League Totals - 2 years	2-2	2.76	5	5	0	0	0	29.1	23	9	9	1	0	14	31	4	0

HIDEO NOMO'S CAREER ALL-STAR GAME PITCHING RECORD

YEAR TEAM, SITE	W-L	ERA	G	GS	CG	SHO	SV	IP	H	R	ER	HR	HB	BB	SO	WP	BK
1995 LOS ANGELES, at Tex.	0-0	0.00	1	1	0	0	0	2.0	1	0	0	0	0	0	3	0	0
All-Star Game Totals	0-0	0.00	1	1	0	0	0	2.0	1	0	0	0	0	0	3	0	0

HIDEO NOMO'S CAREER DIVISION SERIES PITCHING RECORD

YEAR TEAM VS. OPP.	W-L	ERA	G	GS	CG	SHO	SV	IP	H	R	ER	HR	HB	BB	SO	WP	BK
1995 LOS ANGELES vs. Cin.	0-1	9.00	1	1	0	0	0	5.0	7	5	5	2	0	2	6	1	0
1996 LOS ANGELES vs. Atl.	0-1	12.27	1	1	0	0	0	3.2	5	5	5	1	0	5	3	0	0
Division Series Totals	0-2	10.39	2	2	0	0	0	8.2	12	10	10	3	0	7	9	1	0

HIDEO NOMO'S CAREER PITCHING BREAKDOWN

2001		CAREER										2001		CAREER									
W-L	ERA	G	IP	ER	TEAM	W-L	ERA	G	IP	ER	W-L	ERA	G	IP	ER	TEAM	W-L	ERA	G	IP	ER		
-	-	-	-	-	Arizona	1-3-0	5.40	4	23.1	14	0-1-0	4.70	1	7.2	4	Anaheim	2-1-0	2.36	5	34.1	27		
1-1-0	3.65	2	12.1	5	Atlanta	3-2-0	2.89	11	71.2	23	3-0-0	3.00	4	27.0	9	Baltimore	3-1-0	2.93	7	46.0	15		
-	-	-	-	-	Chicago	4-5-0	5.54	11	66.2	41	-	-	-	-	-	Boston	2-1-0	3.44	3	18.1	7		
-	-	-	-	-	Cincinnati	4-3-0	4.81	8	48.2	26	1-0-0	3.00	1	6.0	2	Chicago	1-0-0	2.63	2	13.2	4		
-	-	-	-	-	Colorado	6-2-0	4.79	11	73.1	39	0-2-0	5.68	2	12.2	8	Cleveland	1-3-0	8.56	6	27.1	26		
-	-	-	-	-	Florida	2-9-0	4.46	14	82.2	41	0-2-0	8.27	3	16.1	15	Detroit	1-2-0	6.65	4	23.0	17		
-	-	-	-	-	Houston	2-6-0	4.50	12	74.0	37	0-1-0	7.50	1	6.0	5	Kansas City	2-3-0	4.64	5	33.0	17		
-	-	-	-	-	Los Angeles	0-1-0	2.25	2	12.0	3	1-0-0	0.00	1	7.0	0	Minnesota	1-0-0	5.11	2	12.1	7		
-	-	-	-	-	Milwaukee	2-1-0	2.40	4	30.0	8	0-2-0	6.75	3	13.1	10	New York	1-3-0	7.24	6	27.1	22		
1-0-0	9.00	1	5.0	5	Montreal	5-1-0	3.12	9	60.2	21	0-0-0	9.00	1	4.0	4	Oakland	3-1-0	4.11	5	30.2	14		
-	-	-	-	-	New York	1-3-0	3.97	7	45.1	20	1-1-0	5.06	3	16.0	9	Seattle	1-1-0	4.13	5	28.1	13		
1-0-0	4.50	1	6.0	3	Philadelphia	7-5-0	3.38	16	93.1	35	1-0-0	4.15	2	13.0	6	Tampa Bay	1-1-0	4.81	4	24.1	13		
-	-	-	-	-	Pittsburgh	5-3-0	3.67	9	61.1	25	0-0-0	5.91	2	10.2	7	Texas	1-0-0	5.25	4	24.0	14		
-	-	-	-	-	St. Louis	5-3-0	3.04	10	68.0	23	3-0-0	1.80	5	35.0	7	Toronto	3-2-0	3.88	10	65.0	28		
-	-	-	-	-	San Diego	5-3-0	4.76	10	56.2	30	8-3-0	4.38	19	115.0	56	Home	43-34-0	3.54	109	716.2	282		
-	-	-	-	-	San Francisco	7-2-0	1.84	10	73.1	15	5-7-0	4.66	14	83.0	43	Road	39-37-0	4.63	107	632.0	325		
3-1-0	2.40	5	30.0	8	Marr/April	13-9-0	3.30	29	180.0	66	3-2-0	6.92	8	40.1	31	Day	20-18-0	4.91	60	346.1	189		
2-2-0	4.63	6	35.0	18	May	9-14-0	4.51	38	227.2	114	10-8-0	3.88	25	157.2	68	Night	62-53-0	3.75	156	1002.1	418		
1-1-0	5.13	5	33.1	19	June	15-12-0	3.99	39	257.0	114	11-10-0	4.50	30	182.0	91	Grass	70-62-0	3.92	184	1162.1	506		
5-0-0	3.00	5	30.0	10	July	19-9-0	3.31	37	231.0	85	2-0-0	4.50	3	16.0	8	Turf	12-9-0	4.88	32	186.1	101		
0-2-0	5.35	6	35.1	21	August	13-15-0	4.66	37	229.2	119	8-4-0	3.83	18	110.1	47	Pre-ASG	43-36-0	3.84	117	730.1	312		
2-4-0	6.03	6	34.1	23	Sept/Oct	13-12-0	4.39	36	223.1	109	5-6-0	5.34	15	87.2	52	Post-ASG	39-35-0	4.29	99	618.1	295		
-	-	-	-	-	-	-	-	-	-	-	13-10-0	4.50	33	198.0	99	Starter	82-71-0	4.07	214	1343.2	607		
-	-	-	-	-	-	-	-	-	-	-	-	-	-	-	-	Reliever	0-0-0	0.00	2	5.0	0		

HIDEO NOMO'S CAREER PITCHING BREAKDOWN BY BALLPARK

BALLPARK	W-L-S	ERA	G	IP	ER	BALLPARK	W-L-S	ERA	G	IP	ER
Astrodome	0-3-0	4.67	6	34.2	18	Comerica Park	3-6-0	4.45	15	97.0	48
Atlanta-Fulton County Stadium	1-0-0	1.35	2	13.1	2	Comiskey (new)	1-0-0	3.00	1	6.0	2
Bank One Ballpark	1-1-0	3.09	2	11.2	4	Edison Int'l Field/Anaheim	1-0-0	1.46	2	12.1	2
Busch Stadium	3-1-0	3.33	4	27.0	10	Fenway	9-3-0	4.26	20	120.1	57
Cinergy Field/Riverfront Stadium	1-0-0	5.59	2	9.2	6	Jacobs Field	1-2-0	7.94	4	17.0	15
Coors Field	2-1-0	7.83	6	33.1	29	Kauffman/Royals Stadium	1-2-0	3.72	3	19.1	8
County Stadium	6-7-0	3.81	17	111.0	47	Metrodome	0-0-0	11.81	1	5.1	7
Dodger Stadium	25-18-0	2.85	54	375.2	119	Network Assoc./Oak Coliseum	1-1-0	5.84	2	12.1	8
Enron Field	-	-	-	-	-	Oriole Park at Camden Yards	2-1-0	2.25	4	28.0	7
Miller Park	-	-	-	-	-	SAFECO Field	0-1-0	6.00	1	6.0	4
Olympic Stadium	4-1-0	3.79	6	40.1	17	SkyDome	1-1-0	5.88	5	26.0	17
Pacific Bell Park	-	-	-	-	-	The Ballpark in Arlington	1-0-0	4.19	3	19.1	9
PNC Park	-	-	-	-	-	Tiger Stadium	1-0-0	2.70	1	6.2	2
Pro Player	0-5-0	4.66	7	38.2	20	Tropicana Field	-	-	-	-	-
Qualcomm Stadium	2-2-0	4.97	5	29.0	16	Yankee Stadium	1-3-0	9.56	4	16.0	17
Shea Stadium	2-3-0	4.47	10	58.1	29						
3Com/Candlestick Park	5-0-0	1.22	6	44.1	6						
Three Rivers Stadium	3-1-0	4.50	4	26.0	13						
Turner Field	0-2-0	4.60	5	29.1	15						
Veterans Stadium	2-3-0	5.50	7	36.0	22						
Wrigley Field	2-3-0	7.22	7	38.2	31						

HIDEO NOMO'S CAREER FIELDING RECORD

POSITION	PCT	G	PO	A	E	TC	DP
Pitcher	.959	216	84	101	8	193	10

HIDEO NOMO'S CAREER BATTING RECORD

YEAR TEAM	AVG	G	AB	R	H	2B	3B	HR	RBI	SH	SF	HP	BB	SO	SB	CS	E
1995 LOS ANGELES	.091	28	66	2	6	0	0	0	4	5	1	0	0	33	0	0	3
1996 LOS ANGELES	.133	33	75	1	10	4	0	0	3	10	0	0	2	38	0	0	1
1997 LOS ANGELES	.159	33	69	3	11	5	0	0	2	5	0	0	1	32	0	0	2
1998 LOS ANGELES	.050	12	20	1	1	0	0	1	2	2	0	0	0	6	0	0	0
NEW YORK	.267	17	30	3	8	0	0	0	3	2	0	0	1	11	0	0	0
1999 MILWAUKEE	.214	29	56	3	12	2	1	0	5	7	0	0	1	22	0	0	0
2000 DETROIT	.000	32	6	0	0	0	0	0	0	0	0	0	0	2	0	0	1
2001 BOSTON	.200	33	5	0	1	0	0	0	0	0	0	0	0	3	0	0	1
Major League Totals-7 years	.150	217	327	13	49	11	1	1	19	31	1	0	5	147	0	0	8

CAREER TRANSACTIONS

- Signed as a non-drafted free agent by Los Angeles on Feb. 13, 1995.
- Acquired by New York (NL) along with Brad Clontz (RHP) from Los Angeles for Dave Mlicki (RHP) and Greg McMichael (RHP) on June 4, 1998.
- Signed as a free agent by Chicago (NL) on April 2, 1999.
- Signed as a free agent by Milwaukee on April 29, 1999.
- Signed as a free agent by Detroit on Jan. 21, 2000.
- Signed as a free agent by Los Angeles on Dec. 20, 2001.

DISABLED LIST

- July 30-Aug. 17, 2000 (strained right hand).

CAREER SINGLE-GAME BESTS

Low Hit Complete Game:	0 (twice), last time: April 4 at BAL	Most Strikeouts:	17, April 13, 1996 at FLA
Most Innings Pitched - Starter:	9.0 (12 times), last time: May 25, 2001 vs. TOR	Most Walks:	7 (3 times), last time: May 25, 1998 at HOU
Most Innings Pitched - Reliever:	4.0, Sept. 27, 1998 at ATL	Longest Winning Streak:	7 games, June 2-July 15, 1995
		Longest Losing Streak:	5 games, May 9-June 20, 1998



JORGE NUÑEZ

62

INFILDER

Bats/Throws: Right/Right

Height/Weight: 5-10/158

Opening Day Age: 24

M.L. Service: 0.000

Born: March 3, 1978 in Villa Mella, DR

Resides: Villa Mella, DR

Acquired: Acquired in a four-player trade with Toronto on November 8, 1999

CAREER SUMMARY: Ranked by *Baseball America* as the Dodgers' 10th-best prospect entering the 2002 campaign...now in his third season in the Dodger organization after being acquired from the Toronto Blue Jays with Shawn Green on Nov. 8, 1999...promoted to 40-man roster Oct. 17, 2001...voted by 2001 league managers as having the best infield arm in the Southern League...has stolen 244 bases over last six seasons...

2001: The shortstop was a key contributor in Jacksonville's Southern League championship season...named to post-season all-star team after leading league with 44 stolen bases...batted .357 (40-for-112) vs. left-handed pitchers...had a big July, batting .345 (29-for-84) with 15 runs scored and 12 stolen bases...was 5-for-6 with a stolen base and two runs scored July 7 at Orlando...**2000:** Ranked first among all Dodger minor leaguers and second in the Florida State League with 54 stolen bases for Single-A Vero Beach...led FSL shortstops with 212 putouts and was second in the league in at-bats (534) and fourth in both hits (154) and runs scored (86)...honored as FSL Player of the Week for May 8-14, when he hit .478 (11-for-23), including back-to-back three-hit efforts...overall, put together 12 three-hit games...appeared in one game for Triple-A Albuquerque (Sept. 4)...**1999:** Playing as the regular second baseman for Toronto's Hagerstown affiliate, led all Single-A players with 116 runs scored and was first among Blue Jays minor leaguers with 51 stolen bases in 59 attempts...also led club with 151 hits...named South Atlantic League Player of the Week for May 21-27 when he batted .400 (12-for-30) with four homers and 10 RBI...hit .306 (63-for-206) when batting in the leadoff spot...scored a run in 13 straight games from May 19-June 1...**1998:** Helped rookie level Medicine Hat capture Pioneer League crown, batting .319 with a league-leading 11 triples...ranked second and third in league, respectively, with team-leading 74 runs scored and 31 stolen bases in 33 attempts...earned Pioneer League all-star honors and was also named to *Baseball America's* short-season all-star squad...**1997:** Swiped 44 bases for the Dominican Summer League Blue Jays to lead all Toronto minor leaguers...**1996:** Enjoyed a productive second season with the DSL Blue Jays, hitting .295 with 51 runs scored, 40 RBI and 19 steals in 69 games...**1995:** Made his professional debut, playing 13 games for the Dominican Summer League Blue Jays.

PERSONAL: Jorge Marte Nuñez...single...originally signed by Toronto as a non-drafted free agent April 17, 1995 by Epy Guerrero.

JORGE NUÑEZ'S CAREER BATTING RECORD

YEAR TEAM	AVG	G	AB	R	H	2B	3B	HR	RBI	SH	SF	HP	BB	SO	SB	CS	E
1995 DSL Blue Jays	.133	13	15	1	2	0	0	1	4	0	0	0	1	5	0	0	-
1996 DSL Blue Jays	.295	69	258	51	76	10	2	7	40	2	3	3	19	36	19	3	-
1997 DSL Blue Jays	.252	71	262	46	66	5	5	4	33	7	2	1	29	48	44	12	-
1998 Hagerstown	.250	4	16	0	4	0	0	0	1	0	0	0	0	1	1	0	1
Medicine Hat	.319	74	317	74	101	9	11	6	52	1	0	1	28	45	31	2	38
1999 Hagerstown	.268	133	564	116	151	28	11	14	61	1	2	2	40	103	51	8	32
2000 Vero Beach	.288	128	534	86	154	17	8	4	39	5	2	2	38	104	54	22	58
Albuquerque	.000	1	3	0	0	0	0	0	0	0	0	0	0	0	0	0	0
2001 Jacksonville	.260	123	473	63	123	15	2	4	28	10	1	2	33	88	44	11	30
Minor League Totals-7 years	.277	616	2442	437	677	84	39	40	258	26	10	11	188	430	244	58	159

JORGE NUÑEZ'S MINOR LEAGUE CAREER FIELDING RECORD

POSITION	PCT	G	PO	A	E	TC	DP
Shortstop	.918	321	487	909	124	1520	183
Second Base	.948	139	249	371	34	654	77

Statistics include 1998-2001 seasons only

CAREER TRANSACTIONS

- Signed as a non-drafted free agent by Toronto on April 17, 1995.
- Acquired by Los Angeles with Shawn Green (OF) from Toronto for Pedro Borbon (LHP) and Raul Mondesi (OF) on Nov. 8, 1999.

DISABLED LIST

- Has not spent time on the disabled list in the Major Leagues.



ODALIS PEREZ

41

LEFT-HANDED PITCHER

Bats/Throws:	Left/Left	Height/Weight:	6-0/195
Opening Day Age:	23	M.L. Service:	3.027
Born:	June 7, 1978 in Las Matas de Farfan, DR		
Resides:	Las Matas de Farfan, DR		
Acquired:	Acquired in a four-player trade with Atlanta on January 15, 2002		

CAREER SUMMARY: The left-hander enters his fifth year in the Major Leagues, compiling a 11-15 mark with a 5.38 ERA and 158 strikeouts in 199.0 innings with the Atlanta Braves...had his contract purchased from Richmond Sept. 1, 1998, and pitched a scoreless inning in Major League debut that night vs. Houston...earned his first Major League victory pitching 5.2 innings allowing two earned runs while striking out seven in the club's 5-3 victory vs. Cincinnati on May 2, 1999...in earning the victory, Perez became the youngest Brave to win a game since Steve Avery in 1990 at 20 years, 11-plus months.

2001: Was 7-8 with a 4.91 ERA for Atlanta with 71 strikeouts in 95.1 innings in 24 games (16 starts)...compiled a 1-1 record with a 3.00 ERA (6 ER/18.9 IP) against the National League West in four games (three starts)...went 6-7 with a 4.85 ERA in 19 games (16 starts) before going on the disabled list on July 22 with a laceration on his left hand between his thumb and index finger, which required five stitches...he suffered the injury when he tried to field a groundball on July 21 vs. Montreal...over his last 12 appearances (11 starts) before going on the DL, he went 5-3 with a 3.58 ERA (26 ER in 65.1 innings), including going 5-1 with a 2.88 ERA in 56.1 innings of work with 45 strikeouts during May and June...recalled from his rehabilitation and reinstated from the DL Sept. 1...was 1-1 with a 5.68 ERA in 6.1 innings pitched over five games (all relief appearances) following his stint on the disabled list after going 1-0 with a 2.74 ERA in five rehab appearances for Triple-A Richmond, with only two walks and 22 strikeouts in 23.0 innings pitched...in his eight relief outings with Atlanta, he allowed eight earned runs in 8.2 innings pitched (12 H, 5 BB, 5 SO)...missed the remainder of the regular season when he returned Oct. 5 to the Dominican Republic, where his older half-brother, Tomas, was killed in an automobile accident on Oct. 3...**2000:** spent entire season rehabbing from 1999 Tommy John surgery on his left elbow...placed on 15-day disabled list April 2 before being transferred to 60 day DL May 5...**1999:** Displayed flashes of potential in his first year as a starter in Atlanta rotation, before having season come to a sudden halt because of a torn medial collateral ligament in his left elbow...underwent successful Tommy John surgery on Aug. 5, performed by Dr. James Andrews in Birmingham...was the second-youngest player in the Majors in 1999, only older than Arizona pitcher Byung-Hyun Kim...in his first start of the year on April 9 against Arizona at 20 years and 10-plus months of age, became the fifth-youngest starting pitcher in Atlanta history...when he beat the Reds, 5-3, May 2 in Atlanta, he became the youngest Brave to win a game since Steve Avery in 1990...allowed only one home run in his first 33.0 IP...made one relief outing, a 1.0 inning scoreless appearance in a 10-4 win at Philadelphia on April 14...longest outing of season occurred on May 28 vs. Dodgers, when he lost a shutout bid on a Raul Mondesi two-run homer...Perez exited game at that point and went on to collect a 4-2 win, pitching 8.1 innings and allowing two earned runs...no-hit the Rockies over the first 6.0 innings June 2 in Atlanta, but received no decision in a 3-2 loss...allowed two earned runs and struck out seven in 7.0 innings...**1998:** Rapid rise through organization, saw him advance from A-ball in 1997 to Majors in 1998...named to Howe SportsData All-Teen team...served as starter for Double-A Greenville (23 games, 21 starts), before working exclusively in relief for Triple-A Richmond (13 games) and Atlanta (10 games)...his 4.02 ERA at Greenville ranked 10th in Southern League...won three straight outings for Gulf Coast Braves with a 1.71 ERA from June 23-July 3 (21.0 IP, 18 H, 4 ER, 3 BB, 25 SO)...fanned 13 in a no-decision at Mobile July 15 (6.0 IP, 2 H, 1 ER), helping him earn Southern League Pitcher of the Week honors for July 10-16...two starts later, he punched out 13 again in a 2-1 loss vs. Mobile (7.2 IP, 6 H, 2 ER)...had more strikeouts than innings pitched in each of last eight starts (54.1 IP, 76 SO)...promoted to Triple-A Richmond on Aug. 3...held left-handed hitters to a .136 batting average (3-for-22)...compiled a 2.96 ERA for the Richmond Braves (seven earned runs in 24.1 innings)...Atlanta purchased his contract from Richmond on Sept. 1, and pitched a scoreless inning in Major League debut that night vs. Astros...did not allow any of his eight inherited runners to score with Atlanta...limited right-handed hitters to a .182 batting (6-for-33), but allowed four hits in eight at-bats against lefties...first batters were 2-for-10 (.200)...was the Game 1 winner in his postseason debut pitching 0.2 scoreless innings in the top of the 10th vs. Chicago on Oct. 1 at Atlanta in the club's 2-1 victory...struck out former Brave Jeff Blauser and Javy Lopez threw out Mickey Morandini to end the inning...made two relief appearances allowing two runs on five hits in one-third of an inning during the National League Championship Series vs. San Diego...**1997:** Dominated the South Atlantic League, compiling a 1.65 ERA for Single-A Macon in 36 relief appearances, with five saves...fanned 100 in 87.1 innings...allowed no earned runs in his first five games (15.0 IP, 5 H, 1 R, 0 ER, 19 K)...fired 3.0 scoreless innings and notched the win in a 7-0 victory at Columbus on Aug. 18...ended season with lowest ERA of anyone in Braves' organization (minimum 80.0 IP)...**1996:** Made 10 appearances (six starts) for Single-A Eugene, going 2-1 with 3.80 ERA...struck out 38 in only 23.2 IP...**1995:** Began pro career with Gulf Coast Braves (Rookie)...went 3-5 with a 2.22 ERA in 12 games (all starts) with 62 strikeouts in 65.0 innigs, including one complete game shutout...his 2.22 ERA ranked ninth among league leaders.

PERSONAL: Odalis Amadol Perez...single...a 1995 graduate of Damian Davis Ortiz High School in Las Matas de Farfan, Dominican Republic.

ODALIS PEREZ' CAREER PITCHING RECORD

Year	TEAM	W-L	ERA	G	GS	CG	SHO	SV	IP	H	R	ER	HR	HB	BB	SO	WP	BK
1995	Gulf Coast	3-5	2.22	12	12	1	1	0	65.0	48	22	16	0	3	18	62	7	3
1996	Eugene	2-1	3.80	10	6	0	0	0	23.2	26	16	10	2	0	11	38	3	0
1997	Macon	4-5	1.65	36	0	0	0	5	87.1	67	31	16	4	5	27	100	3	0
1998	Greenville	6-5	4.02	23	21	0	0	0	132.0	127	67	59	15	2	53	143	4	1
	Richmond	1-2	2.96	13	0	0	0	0	24.1	26	10	8	4	0	7	22	2	0
	ATLANTA	0-1	4.22	10	0	0	0	0	10.2	10	5	5	1	0	4	5	0	0
1999	ATLANTA	4-6	6.00	18	17	0	0	0	93.0	100	65	62	12	1	53	82	5	3
2000	ATLANTA	Injured - Did Not Play																
2001	Richmond#	1-0	2.74	5	5	0	0	0	23.0	23	7	7	1	0	2	22	0	0
	ATLANTA	7-8	4.91	24	16	0	0	0	95.1	108	55	52	7	1	39	71	2	3
Major League Totals - 4 years		11-15	5.38	52	33	0	0	0	199.0	218	125	119	20	2	96	158	7	6
Minor League Totals - 5 years		16-18	2.94	99	44	1	1	8	355.1	317	153	116	26	25	118	387	19	4

Minor League Rehabilitation Assignment

ODALIS PEREZ' CAREER DIVISION SERIES PITCHING RECORD

Year	TEAM VS. Opp.	W-L	ERA	G	GS	CG	SHO	SV	IP	H	R	ER	HR	HB	BB	SO	WP	BK
1998	ATLANTA vs. Chi.	1-0	0.00	1	0	0	0	0	0.2	0	0	0	0	0	0	1	0	0
Division Series Totals		1-0	0.00	1	0	0	0	0	0.2	0	0	0	0	0	0	1	0	0

ODALIS PEREZ' CAREER LEAGUE CHAMPIONSHIP SERIES PITCHING RECORD

Year	TEAM VS. Opp.	W-L	ERA	G	GS	CG	SHO	SV	IP	H	R	ER	HR	HB	BB	SO	WP	BK
1998	ATLANTA vs. SD	0-0	54.00	2	0	0	0	0	0.1	5	2	2	0	0	2	0	0	0
Championship Series Totals		0-0	54.00	2	0	0	0	0	0.1	5	2	2	0	0	2	0	0	0

ODALIS PEREZ' CAREER PITCHING BREAKDOWN

2001					CAREER					2001					CAREER						
W-L-S	ERA	G	IP	ER	W-L-S	ERA	G	IP	ER	W-L-S	ERA	G	IP	ER	TEAM	W-L-S	ERA	G	IP	ER	
0-1-0	10.80	1	3.1	4	Arizona	0-2-0	5.79	4	14.0	9	-	-	-	-	Anaheim	-	-	-	-	-	
-	-	-	-	-	Atlanta	-	-	-	-	-	-	-	-	-	Baltimore	-	-	-	-	-	
-	-	-	-	-	Chicago	0-1-0	7.50	1	6.0	5	0-1-0	7.20	1	5.0	4	Boston	0-1-0	7.20	1	5.0	4
-	-	-	-	-	Cincinnati	1-0-0	3.18	1	5.2	2	-	-	-	-	Chicago	-	-	-	-	-	
0-0-0	0.00	1	1.0	0	Colorado	0-0-0	2.25	2	8.0	2	-	-	-	-	Cleveland	-	-	-	-	-	
-	-	-	-	-	Florida	0-1-0	11.00	5	9.0	11	-	-	-	-	Detroit	-	-	-	-	-	
0-1-0	21.00	1	3.0	7	Houston	0-2-0	13.00	3	9.0	13	-	-	-	-	Kansas City	-	-	-	-	-	
1-0-0	0.00	1	7.2	0	Los Angeles	2-0-0	2.25	3	20.0	5	-	-	-	-	Minnesota	-	-	-	-	-	
-	-	-	-	-	Milwaukee	-	-	-	-	-	-	-	-	-	New York	0-1-0	15.43	1	4.2	8	
1-0-0	4.96	4	16.1	9	Montreal	1-0-0	3.96	6	25.0	11	-	-	-	-	Oakland	-	-	-	-	-	
2-2-0	2.60	6	17.1	5	New York	2-3-0	3.38	10	26.2	10	-	-	-	-	Seattle	-	-	-	-	-	
2-2-0	4.91	5	18.1	10	Philadelphia	2-2-0	4.43	7	20.1	10	0-1-0	14.54	1	4.1	7	Tampa Bay	1-1-0	7.84	2	10.1	9
-	-	-	-	-	Pittsburgh	1-1-0	4.97	2	12.2	7	-	-	-	-	Texas	-	-	-	-	-	
0-0-0	7.20	1	5.0	4	St. Louis	0-0-0	7.20	1	5.0	4	1-0-0	0.00	1	8.0	0	Toronto	1-0-0	0.00	1	8.0	0
-	-	-	-	-	San Diego	-	-	-	-	-	-	-	-	-	Home	7-8-0	4.65	27	118.0	61	
0-0-0	3.00	1	6.0	2	San Francisco	0-0-0	8.38	2	9.2	9	4-4-0	4.63	12	44.2	23	Road	4-7-0	6.44	25	81.0	58
-	-	-	-	-	March	-	-	-	-	-	3-2-0	4.68	7	25.0	13	Day	4-5-0	6.80	13	43.2	33
1-4-0	8.68	6	18.2	18	April	1-5-0	6.27	10	37.1	26	4-6-0	4.99	17	70.1	39	Night	7-10-0	4.98	39	155.1	86
2-0-0	3.51	5	25.2	10	May	5-1-0	4.64	10	54.1	28	5-7-0	5.02	18	75.1	42	Grass	9-13-0	5.53	42	164.1	101
3-1-0	2.35	5	30.2	8	June	4-4-0	4.04	11	64.2	29	2-1-0	4.50	6	20.0	10	Turf	2-2-0	4.67	10	34.2	18
0-2-0	7.71	3	14.0	12	July	0-3-0	9.47	6	25.2	27	6-6-0	4.48	17	80.1	40	Pre-ASG	10-11-0	4.89	33	167.1	91
-	-	-	-	-	August	-	-	-	-	-	1-2-0	7.20	7	15.0	12	Post-ASG	1-4-0	7.96	19	31.2	28
1-1-0	5.68	5	6.1	4	Sept/Oct	1-2-0	4.76	15	17.0	9	6-6-0	4.57	16	86.2	44	Starter	10-12-0	5.34	33	178.2	106
-	-	-	-	-	-	-	-	-	-	-	1-2-0	8.31	8	8.2	8	Reliever	1-3-0	5.75	19	20.1	13

PEREZ

ODALIS PEREZ' CAREER PITCHING BREAKDOWN BY BALLPARK

BALLPARK	W-L-S	ERA	G	IP	ER	BALLPARK	W-L-S	ERA	G	IP	ER
Astrodome	0-1-0	10.80	1	5.0	6	Comerica Park	-	-	-	-	-
Bank One Ballpark	0-2-0	10.13	3	8.0	9	Comiskey Park (new)	-	-	-	-	-
Busch Stadium	-	-	-	-	-	Edison Int'l Field/Anaheim	-	-	-	-	-
Cinergy Field/Riverfront Stadium	-	-	-	-	-	Fenway Park	-	-	-	-	-
Coors Field	-	-	-	-	-	Jacobs Field	-	-	-	-	-
Dodger Stadium	1-0-0	2.31	2	11.2	3	Kauffman/Royals Stadium	-	-	-	-	-
Enron Field	0-1-0	21.00	1	3.0	7	Metrodome	-	-	-	-	-
Miller Park	-	-	-	-	-	Network Assoc./Oak Coliseum	-	-	-	-	-
Olympic Stadium	0-0-0	3.68	4	14.2	6	Oriole Park at Camden Yards	-	-	-	-	-
Pacific Bell Park	-	-	-	-	-	SAFECO Field	-	-	-	-	-
PNC Park	-	-	-	-	-	SkyDome	1-0-0	0.00	1	8.0	0
Pro Player Stadium	0-0-0	11.57	2	2.1	3	The Ballpark in Arlington	-	-	-	-	-
Qualcomm/Jack Murphy Stadium	-	-	-	-	-	Tropicana Field	-	-	-	-	-
Shea Stadium	1-1-0	2.08	5	13.0	3	Yankee Stadium	0-1-0	15.43	1	4.2	8
3Com Park/Candlestick Park	0-0-0	17.18	1	3.2	7						
Turner Field	7-8-0	4.65	27	118.0	61						
Veterans Stadium	1-1-0	7.71	4	7.0	6						
Wrigley Field	-	-	-	-	-						

ODALIS PEREZ' CAREER FIELDING RECORD

Position	PCT	G	PO	A	E	TC	DP
Pitcher	1.000	52	9	29	0	38	1

ODALIS PEREZ' CAREER BATTING RECORD

Year	TEAM	AVG	G	AB	R	H	2B	3B	HR	RBI	SH	SF	HP	BB	SO	SB	CS	E
1998	ATLANTA	.000	10	0	0	0	0	0	0	0	0	0	0	0	0	0	0	0
1999	ATLANTA	.133	18	30	1	4	0	0	0	3	4	0	0	0	10	0	0	0
2000	ATLANTA	-	-	-	-	-	-	-	-	-	-	-	-	-	-	-	-	-
2001	ATLANTA	.192	24	26	1	5	1	0	1	2	0	1	1	6	0	0	0	
Major League Totals - 4 years.		.16152	56	2	9	1	0	0	4	6	0	1	1	16	0	0	0	

CAREER TRANSACTIONS

- Signed as a non-drafted free agent by Atlanta on July 2, 1994.
- Acquired by Los Angeles with Brian Jordan (OF) and Andrew Brown (RHP) from Atlanta for Gary Sheffield (OF) on Jan. 15, 2002.

DISABLED LIST

- July 23-end of season, 1999 (left elbow sprain).
- April 4-end of season, 2000 (left elbow surgery).
- July 21-Aug. 31, 2001 (left hand laceration).

CAREER SINGLE-GAME BESTS

Low-Hit Complete Game:	None	Most Strikeouts:	9, June 25, 1999 vs. NYM
Most Innings Pitched - Starter:	8.1, May 28, 1999 vs. LA	Most Walks:	7, June 14, 1999 at HOU
Most Innings Pitched - Reliever:	3.0, Sept. 22, 2001 vs. NYM	Longest Winning Streak:	3 games, May 11-June 12, 2001
		Longest Losing Streak:	5 games, June 14, 1999-April 5, 2001



PAUL QUANTRILL

46

RIGHT-HANDED PITCHER

Bats/Throws:	Left/Right	Height/Weight:	6-1/195
Opening Day Age:	33	M.L. Service:	9.018
Born:	November 3, 1968 in London, Ontario, Canada		
Resides:	Tarpon Springs, FL		
Acquired:	Acquired in a four-player trade with Toronto on December 13, 2001		

CAREER SUMMARY: Enters his 12th season in the Majors, having compiled a 52-64 mark, a 3.89 ERA and 18 saves in 530 games (64 starts) and 937.1 innings of work...finished his career with Toronto ranked fourth on the Blue Jays' all-time games pitched list at 386 games, a list led by Duane Ward with 452 appearances...holds the record for most appearances by a Canadian-born pitcher with 82 in 1998, breaking his own mark...initially became the record holder in 1997 when he appeared in 77 contests, surpassing the 65 appearances by John Hiller for the Detroit Tigers in 1973...the 82 games played in by Quantrill in 1998 also marked the second highest single season total in Toronto club history...promoted to Boston July 19, 1992 and won his Major League debut on July 20 at Kansas City entering a 3-3 tie and pitching 2.2 scoreless innings...earned first ML save on Oct. 4, 1992 vs. New York...collected first Major League hit on May 29 vs. Los Angeles off Pedro Astacio.

2001: Was 11-2 with a 3.04 ERA in 80 games for the Toronto Blue Jays...matched his career high in wins (11)...led the Major Leagues in wins by a reliever and was first in the American League in appearances (80)...tied for third most relief wins in club history with Dennis Lamp (Mark Eichhorn - 14, Jeff Musselman - 12)...second among AL relievers in fewest walks per nine innings (1.30), third in relief innings (83.0) and tied for sixth in holds (21)...allowed just five unintentional walks and 12 overall in 83 innings of work...opened season by pitching 23.0 consecutive scoreless innings over 17 games...Toronto club record for reliever is 26.2 by Tom Henke in 1989...allowed his first runs of the season May 10 when Oakland's Miguel Tejada hit a three-run home run...won his first five decisions of the season...appeared in four games over four days, May 30-June 2...at the All-Star break, was 7-2 with one save and a 2.13 ERA...selected to his first All-Star Game...pitched 0.1 inning and allowed two hits and an earned run...was 4-0 after the All-Star break with one save and a 4.45 ERA...on July 25 in Boston, made his 500th career appearance and earned the 50th win of his career...was 1-0 with a 0.66 ERA in 14 August games...earned his 10th win on Aug. 9 at Seattle after stranding the bases loaded...pitched a season-high 3.1 innings on Aug. 30 in New York and stranded the bases loaded...in last 14 games, had seven holds...earned 11th and final win of the season on Sept. 30 in Tampa Bay...finished season with five scoreless innings and earned second save on Oct. 6 in Cleveland...stranded 38 of 55 inherited runners...entered eight games with bases loaded and stranded all runners on five occasions and 18 of 24 runners overall...was 3-1 at home with two saves and a 5.06 ERA and 8-1 with a 1.38 ERA on the road...was part of three combined shutouts for the Blue Jays...**2000:** Was 2-5 with a save and a 4.52 ERA in 68 games in his fifth season with Toronto...was tied for the team lead in appearances with Billy Koch...it marked the third time he led has led the Blue Jays in games...recorded the first of a team-leading 13 holds in his season debut with 2.0 scoreless innings on April 3 vs. Kansas City...struggled in April, posting a 5.68 ERA in 10 games...in May, was 0-2 with a save and a 3.00 ERA...on May 10 vs. Baltimore pitched 3.2 scoreless innings to earn his first save since Sept. 25, 1998 vs. Boston...the 3.2 innings pitched was a season high...in June, posted a season best ERA of 1.80 in 13 games...from June 7-29 he allowed one earned run in 11.2 innings...recorded five holds in June with three in four outings from June 6-12...opened July by losing three straight appearances, July 4 at Cleveland was tagged for seven earned runs to match his career high done once previously on Sept. 16, 1996 in start vs. New York...was the fourth time to allow seven runs...following the three losses, allowed only two earned runs over the next 10 outings (11.0 innings)...collected his first win of the season on July 20 vs. Tampa Bay with a scoreless inning...his second win came on Aug. 4 in a 10-8 victory over Texas...in Aug. 2 was 1-0 with an ERA of 8.10...on Sept. 7, made his 300th Blue Jays appearance and tossed a scoreless inning against Seattle...in September, allowed runs in three of nine games and posted an ERA of 3.55...opponents hit .298 with seven home runs, right-handed batters hit .296 with one home run while lefties hit .299...at home was 2-1 with a save and an ERA of 3.14 in 34 games...was 0-4 on the road with a 5.98 ERA...**1999:** Was 3-2 3-2 in 41 games with a 3.33 ERA...did not pitch for Toronto until June 15 as he recovered from a fractured right femur suffered Jan. 6 in a snow-mobile accident...a rod was inserted during surgery on January 9...1999 was on the 15-day disabled list to start the season and transferred to the 60-day DL on May 7...joined Dunedin on a medical rehabilitation assignment on June 15...appeared in five games and was 0-1 with a 4.50 ERA in 6.0 innings...joined Syracuse (Triple-A) where he had two scoreless outings (2.0 IP)...returned from rehab assignment on June 13 and was activated June 15...appeared in nine June games and was 0-1 with a 2.53 ERA...in July, was 1-0 with a 1.46 ERA in 11 games...first win of the season came July 10 in Montreal...appeared in 10 August games and posted an ERA of 3.65...had eight holds, three of which came in September...was 2-1 in September/October...had 10 outings of 2.0 innings or more...worked a season-high 2.1 innings on Sept. 25 vs. Cleveland...opponents hit .282, left-handed batters hit .261 and right-handed batters hit .294...was 0-4 in save situations...stranded 17 of 30 inherited runners and retired 25 of 41 first batters faced...**1998:** Was 3-7 with a career-high seven saves and a 2.59 ERA...was second in the AL with a career-high 82 appearances and posted 27 holds to

tie for the league lead with teammate Dan Plesac...his 82 appearances are the most ever by a Canadian-born pitcher in a single season, surpassing his own record of 77 games in 1987...the 2.59 ERA was fourth among AL relievers...opened the season going 0-1 with one save and a 2.60 ERA in April...first save of the season came on April 14 at Texas, 2.0 scoreless innings (three strikeouts)...did not record a decision or save in May after posting a 2.63 ERA and striking out 15 batters in 13.2 innings...next two decisions were losses on June 9 in Miami against the Marlins and June 15 in Tampa Bay against the Devil Rays...first win of the season came on July 5 vs Tampa Bay in Toronto (0.1 IP)...from July 19-Aug. 23 did not allow an earned run in 19 consecutive outings covering a span of 16.0 innings...over the scoreless streak his ERA went from 3.04 to 2.34...during the stretch was 1-0 with three saves and three holds...after starting the season 1-for-6 in save opportunities he converted six of the last eight...collected third win on Sept. 6 vs Boston, but was ejected by home plate umpire Dale Scott...recorded five holds in his final eight outings...was ninth in the AL in relief innings (80.0)...retired 52-of-82 first batters faced...at home was 3-0 with three saves and a 3.27 ERA (15 ER/41.1 IP) and on the road was 0-4 with four saves with an ERA of 1.86 (8 ER/38.2 IP)...stranded 44 of 70 inherited runners...made nine outings of at least 2.0 innings...**1997:** Set what was an all-time record for single season appearances by a Canadian born pitcher at 77 games, record had been held by John Hiller with 65 appearances for the Detroit Tigers in 1973...the 77 games were tied for the third most in the AL...finished fourth among AL relief pitchers in ERA at 1.94...was 6-7 with a then career high five saves...started the season allowing one run in in each of the first two games and then from April 15-26 was 3-0 in six games with a 0.00 ERA (10.2 IP)...finished April 3-2 with a 2.09 ERA and retired 9-of-9 batters while stranding all five inherited runners...won fourth game on May 3 vs Minnesota despite being charged with a blown save...converted next four save opportunities from May 8-June 14...threw a season high 3.2 innings on May 18 vs Cleveland...did not allow an earned run from May 26 to June 25, a stretch of 14.2 innings over 14 games as ERA fell to a season-low 1.43...in nine games against Boston was 0-1 with a 5.79 ERA (6 ER, 9.1 IP), against all other opponents was 6-6 with five saves and a 1.47 ERA...in June, was 0-0 with a 1.32 ERA...suffered third loss of the season on July 27 against Kansas City...allowed earned runs in one of 16 games in August and posted a 1.37 ERA (3 ER, 1.2 IP)...in September recorded five holds to finish the year with 16...finished the season with seven straight scoreless outings (6.0 IP)...with runners in scoring position opponents hit just .176 (19-for-108)...prior to the All-Star break was 4-2 with four saves and a 1.64 ERA, post All-Star was 2-5 with one save and a 2.25 ERA...**1996:** Was 5-14 with a 5.43 ERA in first season with Toronto...started the season 0-4 after six starts...in April was 0-3 with an 8.17 ERA after allowing nine home runs in 25.1 innings...April 15 walked a career-high five batters in a 5-1 loss in Anaheim...won first game on May 9 at Texas retiring nine batters in order, allowing one earned run in 5.1 innings...was one of two Toronto wins vs Texas all season...won his next outing on May 11, pitching a scoreless inning in relief vs Boston- first relief appearance after seven straight starts...started next nine games going 2-4...missed start on May 21 at Chicago with stomach flu...July 2 moved to bullpen with a record of 3-9, 6.27 ERA...pitched a season-high 5.2 innings in relief on Aug. 20 at Kansas City, allowing just two hits 17 relief appearances before serving as an emergency starter for Juan Guzman (appendectomy) on Sept. 3...earned fifth win in that start with 6.0 shutout innings at New York...the win ended a career-high six game losing streak...finished the season in the starting rotation going 1-1 in four starts...finished 4-10, 6.29 ERA as a starter and 1-4, 2.76 ERA in relief...allowed 27 home runs, of which 18 were of the one-run variety, in 134.1 innings, one every 4.98 innings...career average was one homer every 10.38 innings through 1995 (41 HR/425.2 IP)...in 47.2 post-All-Star innings, allowed just six round-trippers, one every 7.87 innings, pre All-Star was one every 4.13 at bats...was 4-9, 6.13 ERA pre All-Star and 1-4, 4.15 ERA after...**1995:** Led the Phillies with a career-high 11 wins, 29 starts and 179.1 innings pitched; second on club with career-high 103 strikeouts...finished seventh in the NL with 2.2 walks per nine innings pitched...had seven starts without a walk and nine with just one...started and won home opener April 28 vs. Pittsburgh tossing 6.0 shutout innings...collected first Major League hit on May 29 vs Los Angeles off Pedro Astacio...combined with Heathcliff Slocumb on a six-hit shutout at Los Angeles on June 9...lasted 0.2 innings on June 29 vs. Cincinnati after being hit above left knee with a line drive off the bat of Thomas Howard...won career-best three straight, twice: April 28-May 14 and June 9-24...made first relief appearance on July 23 vs. St. Louis...in four games in relief (7.0 innings), was 1-0, 0.00 ERA...threw a season-high 8.0 innings three times- June 9 at Los Angeles, July 26 vs Pittsburgh, Sept. 20 vs Florida...set career-high for strikeouts on Sept 20 vs Florida with eight... **1994:** Only Red Sox victory came April 11 at Kansas City in relief...used exclusively in relief (17 games) for Sox...injured right index finger in a May 3 brawl vs. Seattle...traded to the Phillies on May 31...made NL debut on June 3 for the Phillies in Houston but left after 1.2 innings with a contusion to the right thigh...earned first NL win on June 7 vs the Cubs and his first save on June 9 vs. St. Louis...made one start replacing Shawn Boskie on July 2 -first start since Oct. 1, 1993 vs. Milwaukee...optioned to Triple-A Scranton on July 23 where he made eight starts...threw a six-hit shutout Aug. 27 vs Pawtucket... **1993:** First full Major League season...made first ML start on May 8 at Milwaukee in a 6-3 loss...14 of 49 games were starts...first win as a starter came June 22 vs Minnesota, 4-2...threw only ML complete game to date, a two-hit shutout at Seattle on July 4...run support of 2.71 was lowest among Red Sox starters...prevented team best 31 of 36 inherited runners to score (.861)...**1992:** At Pawtucket, appeared in 19 games making 18 starts with four complete games...promoted to Boston July 19 for the remainder of the season...won Major League debut on July 20 at Kansas City entering a 3-3 tie (2.2 IP, 2 H, 3 SO)...only home run allowed in 27 games (49.1 IP) was by Juan Gonzalez in the 10th inning vs Texas, July 28...earned first ML save on Oct. 4 vs. New York...**1991:** Was promoted from New Britain to Pawtucket of the International League (Triple-A) on May 8...threw a 5-0, three-hit shutout in his Triple-A debut on May 11 at Richmond...led Pawtucket in wins with 10 and was tied for the International League lead with six complete games...named team most valuable pitcher...**1990:** Opened the season with Winter Haven, but was promoted to New Britain of the Eastern League (Double-A)...finished third in the Eastern League among starters allowing just 1.42 walks per 9.0 innings pitched...**1989:** Appeared in two games with the Gulf Coast Red Sox before joining the Elmira Pioneers of the New York-Penn League...pitched in Red Sox Hall of Fame Game at Cooperstown,

going 6.0 innings, allowing five hits and one run...threw five complete games in just seven starts...co-winner of the Tony Latham Memorial Award presented for enthusiasm during the Red Sox Florida Instructional League.

PERSONAL: Paul John Quantrill (pronounced KWON-trill)...married to Alyson...resides in Tarpon Springs, FL with his wife and two children, son Cal (7) and daughter Reese Jayne (4)...graduated from Okemos High School in Michigan...attended the University of Wisconsin where he was named 1987 Rookie of the Year and in 1989 the Top Pitcher and team MVP.

PAUL QUANTRILL'S CAREER PITCHING RECORD

Year	TEAM	W-L	ERA	G	GS	CG	SHO	SV	IP	H	R	ER	HR	HB	BB	SO	WP	BK
1989	Red Sox	0-0	0.00	2	0	0	0	2	5.0	2	0	0	0	0	5	0	0	
	Elmira	5-4	3.43	20	7	5	0	2	76.0	90	37	29	5	6	12	57	1	2
1990	Winter Haven	2-5	4.14	7	7	1	0	0	45.2	46	24	21	3	0	6	14	3	0
	New Britain	7-11	3.53	22	22	1	1	0	132.2	148	65	52	3	4	23	53	3	2
1991	New Britain	2-1	2.06	5	5	1	0	0	35.0	32	14	8	2	1	8	18	0	0
	Pawtucket	10-7	4.45	25	23	6	2	0	155.2	169	81	77	14	4	30	75	2	2
1992	Pawtucket	-6-8	4.46	19	18	47	1	0	199.0	143	63	59	16	4	20	56	1	1
	BOSTON	2-3	2.19	27	0	0	0	1	49.1	55	18	12	1	1	15	24	1	0
1993	BOSTON	6-12	3.91	49	14	1	1	1	138.0	151	73	60	13	2	44	66	0	1
1994	BOSTON	1-1	3.52	17	0	0	0	0	23.0	25	10	9	4	2	5	15	0	0
	PHILADELPHIA	2-2	6.00	18	1	0	0	1	30.0	39	21	20	3	3	10	13	0	2
	Scranton-Wb	3-3	3.47	8	8	1	1	0	57.0	55	25	22	5	2	6	36	1	0
1995	PHILADELPHIA	11-12	4.67	33	29	0	0	0	179.1	212	102	93	20	6	44	103	0	3
1996	TORONTO	5-14	5.43	38	20	0	0	0	134.1	172	90	81	27	2	51	86	1	1
1997	TORONTO	6-7	1.94	77	0	0	0	5	88.0	103	25	19	5	1	17	56	1	0
1998	TORONTO	3-4	2.59	82	0	0	0	7	80.0	88	26	23	5	3	22	59	1	0
1999	Dunedin	0-1	4.50	5	4	0	0	0	6.0	5	3	3	1	0	1	2	0	0
	Syracuse	0-0	0.00	2	0	0	0	0	2.0	1	0	0	0	0	0	1	0	0
	TORONTO	3-2	3.33	41	0	0	0	0	48.2	53	19	18	5	4	17	28	0	0
2000	TORONTO	2-5	4.52	68	0	0	0	1	83.2	100	45	42	7	2	25	47	1	0
2001	TORONTO	11-2	3.04	80	0	0	0	2	83.0	86	29	28	6	6	12	58	0	0
Major League Totals - 10 years		52-64	3.89	530	64	1	1	18	937.1	1084	458	405	96	32	262	555	5	7
Minor League Totals - 6 years		35-40	3.85	115	94	19	5	4	634.0	691	312	271	49	21	106	317	11	7

PAUL QUANTRILL'S CAREER ALL-STAR GAME PITCHING RECORD

Year	TEAM, Site	W-L	ERA	G	GS	CG	SHO	SV	IP	H	R	ER	HR	HB	BB	SO	WP	BK
2001	TORONTO, at Sea.	0-0	27.00	1	0	0	0	0	0.1	2	1	1	0	0	0	0	0	0
All-Star Game Totals		0-0	27.00	1	0	0	0	0	0.1	2	1	1	0	0	0	0	0	0

PAUL QUANTRILL'S CAREER PITCHING BREAKDOWN

2001				CAREER				2001				Career									
W-L	ERA	G	IP	ER	W-L	ERA	G	IP	ER	W-L	ERA	G	IP	ER	W-L	ERA	G	IP	ER		
0-0-0	4.50	1	2.0	2	0-0-0	0.00	4	5.0	6	0-0-0	0.00	4	5.0	6	0-0-0	0.00	4	5.0	6		
-	-	-	-	-	0-1-0	5.59	12	19.1	12	1-0-0	3.97	12	11.1	10	3-3-1	3.26	41	60.2	22		
-	-	-	-	-	1-0-0	2.70	3	10.0	3	2-0-0	0.77	11	11.2	13	4-2-2	4.50	39	44.0	63		
-	-	-	-	-	0-1-0	7.04	3	7.2	6	0-0-0	0.00	2	1.1	2	1-1-0	3.55	24	33.0	13		
-	-	-	-	-	0-1-0	7.20	1	5.0	4	0-0-1	5.40	4	3.1	3	2-8-2	5.63	40	64.0	40		
0-0-0	0.00	1	0.0	2	0-4-0	6.06	9	16.1	11	0-0-0	0.00	1	1.1	1	0-4-0	3.62	29	35.1	15		
-	-	-	-	-	1-0-0	4.87	5	20.1	11	0-0-0	0.00	3	5.1	2	3-4-4	2.00	37	63.0	14		
-	-	-	-	-	2-1-0	6.00	6	24.0	16	0-0-0	0.00	2	2.0	1	3-4-0	3.65	27	56.2	23		
-	-	-	-	-	0-2-0	4.13	13	32.2	15	1-0-0	5.11	11	12.1	13	2-4-1	3.81	40	75.2	32		
0-2-1	8.31	4	4.1	6	3-5-1	4.36	15	33.0	16	1-0-0	11.25	6	4.0	8	6-2-3	3.02	36	56.2	19		
-	-	-	-	-	1-3-0	4.50	8	26.0	13	1-0-0	0.00	5	6.2	4	3-2-1	3.30	35	62.2	23		
0-0-0	5.40	2	1.2	2	0-0-1	3.24	7	8.1	3	3-0-0	1.08	8	8.1	9	5-1-0	2.00	21	18.0	4		
-	-	-	-	-	3-1-0	4.13	6	28.1	13	2-0-0	0.00	3	2.1	2	4-5-0	2.87	26	37.2	12		
-	-	-	-	-	2-0-1	3.86	4	11.2	5	-	-	-	-	-	0-2-0	4.05	6	13.1	6		
-	-	-	-	-	1-0-0	2.35	2	7.2	2	3-1-2	5.06	40	37.1	21	Home	25-28-11	4.02	268	492.1	220	
-	-	-	-	-	0-2-0	3.71	5	26.2	11	8-1-0	1.38	40	45.2	7	Road	27-36-7	3.74	262	445.0	185	
-	-	-	-	-	March	-	-	-	-	2-1-1	3.41	27	29.0	11	Day	15-23-6	4.09	174	314.1	143	
3-0-0	0.00	13	18.0	9	April	9-6-1	3.41	68	118.2	45	9-1-1	2.83	53	54.0	Night	37-41-12	3.78	356	623.0	262	
2-0-0	2.45	14	14.2	18	May	9-9-2	3.50	79	156.2	61	6-0-0	0.50	30	36.1	2	Grass	22-35-8	3.49	246	446.0	173
2-1-0	4.05	13	13.1	16	June	10-12-4	3.93	91	185.2	81	5-2-2	5.01	50	46.2	26	Turf	30-29-10	4.25	284	491.1	232
2-1-1	6.55	12	11.0	18	July	10-14-3	4.36	97	154.2	75	7-2-1	2.13	44	50.2	12	Pre-ASG	31-35-8	3.78	263	516.2	217
1-0-0	0.66	14	13.2	12	August	6-11-3	3.54	97	162.2	64	4-0-1	4.45	36	32.1	16	Post-ASG	21-29-10	4.02	267	420.2	188
1-0-0	9.72	10	8.1	12	September	7-10-3	4.42	88	136.1	67	-	-	-	-	Starter	16-30-0	5.03	64	359.1	201	
0-0-1	0.00	4	4.0	1	October	1-2-2	4.76	10	22.2	12	11-2-2	3.04	80	83.0	28	Reliever	36-34-18	3.18	466	578.0	204

PAUL QUANTRILL'S CAREER PITCHING BREAKDOWN BY BALLPARK

BALLPARK	W-L-S	ERA	G	IP	ER	BALLPARK	W-L-S	ERA	G	IP	ER
Atlanta-Fulton County Stadium	0-0-0	0.00	1	1.2	0	Arlington Stadium	0-1-0	6.43	3	7.0	5
Astrodome	1-0-0	3.27	3	11.0	4	Cleveland Municipal Stadium	0-2-0	9.00	3	2.0	2
Bank One Ballpark	-	-	-	-	-	Comerica Park	0-1-0	2.08	4	4.1	1
Busch Stadium	1-0-0	9.00	1	5.0	5	Comiskey Park (new)	0-0-0	4.32	13	16.2	8
Cinergy Field/Riverfront Stadium	0-0-0	5.14	2	7.0	4	Edison Int'l Field/Anaheim	2-1-0	4.38	16	24.2	12
Coors Field	0-1-0	7.20	1	5.0	4	Fenway Park	6-9-3	3.49	69	147.0	57
County Stadium	0-1-0	3.86	5	11.2	5	Jacobs Field	1-3-1	6.92	17	26.0	20
Dodger Stadium	1-1-0	1.50	2	12.0	2	Kauffman/Royals Stadium	3-1-4	1.00	17	27.0	3
Enron Field	-	-	-	-	-	Kingdome	1-0-0	2.59	10	24.1	7
Miller Park	-	-	-	-	-	Metrodome	0-2-0	3.00	15	24.0	8
Olympic Stadium	2-3-0	6.59	8	13.2	10	Network Assoc./Oak. Coliseum	2-2-0	2.60	16	27.2	8
Pacific Bell Park	-	-	-	-	-	Oriole Park at Camden Yards	2-2-0	2.63	17	24.0	7
PNC Park	-	-	-	-	-	SAFECO Field	1-0-0	0.00	7	8.1	0
Pro Player Stadium	0-2-0	11.12	4	5.2	7	SkyDome	14-15-8	4.05	195	262.0	118
Qualcomm/Jack Murphy Stadium	1-0-0	2.57	1	7.0	2	Tiger Stadium	0-2-0	5.06	13	16.0	9
Shea Stadium	1-1-0	3.48	4	10.1	4	The Ballpark in Arlington	2-1-0	2.51	10	14.1	4
3Com/Candlestick Park	0-2-0	3.95	3	13.2	6	Tropicana Field	2-1-0	3.27	12	11.0	4
Three Rivers Stadium	1-1-0	5.65	4	14.1	9	Yankee Stadium	2-2-0	1.54	19	35.0	6
Turner Field	0-0-0	3.38	4	2.2	1						
Veterans Stadium	6-7-2	5.03	30	112.2	63						
Wrigley Field	0-0-0	0.00	1	2.2	0						

PAUL QUANTRILL'S CAREER FIELDING RECORD

Position	PCT	G	PO	A	E	TC	DP
Pitcher	.948	530	35	148	10	193	14

PAUL QUANTRILL'S CAREER BATTING RECORD

Year	TEAM	AVG	G	AB	R	H	2B	3B	HR	RBI	SH	SF	HP	BB	SO	SB	CS	E
1992	BOSTON	.000	27	0	0	0	0	0	0	0	0	0	0	0	0	0	0	2
1993	BOSTON	.000	49	0	0	0	0	0	0	0	0	0	0	0	0	0	0	1
1994	BOSTON	.000	17	0	0	0	0	0	0	0	0	0	0	0	0	0	0	0
	PHILADELPHIA	.000	0	3	0	0	0	0	0	0	0	0	0	0	1	0	0	1
1995	PHILADELPHIA	.105	33	57	5	6	0	0	0	7	0	0	3	24	0	0	0	1
1996	TORONTO	.000	38	0	0	0	0	0	0	0	0	0	0	0	0	0	0	0
1997	TORONTO	.000	77	1	0	0	0	0	0	0	0	0	0	0	1	0	0	3
1998	TORONTO	.000	82	0	0	0	0	0	0	0	0	0	0	0	0	0	0	0
1999	TORONTO	.000	41	0	0	0	0	0	0	0	0	0	0	0	0	0	0	0
2000	TORONTO	.000	68	0	0	0	0	0	0	0	0	0	1	0	0	0	0	0
2001	TORONTO	.000	46	0	0	0	0	0	0	0	0	0	0	0	0	0	0	2
Major League Totals - 10 years		.098	496	61	5	6	0	0	0	7	0	0	4	26	0	0	0	10

CAREER TRANSACTIONS

- Selected by Boston in the sixth round of the June 1989 First-Year Player Draft.
- Acquired by Philadelphia with Billy Hatcher (OF) from Boston for Wes Chamberlin (OF) and Mike Sullivan (RHP) on May 31, 1999.
- Acquired by Toronto from Philadelphia for Howard Battle (3B) and Ricardo Jordan (LHP) on Dec. 6, 1995.
- Acquired by Los Angeles with Cesar Izturis (INF) from Toronto for Luke Prokopec (RHP) and Chad Ricketts (RHP) on Dec. 13, 2001.

DISABLED LIST

- March 27-June 15, 1999 (fractured right femur).

CAREER SINGLE-GAME BESTS

Low Hit Complete Game:	2, July 4, 1993 at SEA	Most Strikeouts:	8, Sept. 20, 1995 vs. FLA
Most Innings Pitched - Starter:	9.0, July 4, 1993 at SEA	Most Walks:	5, April 17, 1996 at CAL
Most Innings Pitched - Reliever:	5.2, Aug. 20, 1996 at CAL	Longest Winning Streak:	5 games, April 4-May 19, 2001
		Longest Losing Streak:	6 games, June 27-Aug. 27, 1996



JEFF REBOULET

14

INFIELDER

Bats/Throws:	Right/Right	Height/Weight:	6-0/175
Opening Day Age:	37	M.L. Service:	9.119
Born:	April 30, 1964 in Dayton, OH		
Resides:	Dayton, OH		
Acquired:	Signed to a minor-league contract on February 20, 2001		

CAREER SUMMARY: Prior to joining the Dodgers, Reboulet had spent his entire nine-year career in the American League, playing with the Minnesota Twins (1992-96), Baltimore Orioles (1997-99) and Kansas City Royals (2000)...his 94 games in 2001 were the most he has played since his 107 games with the Twins in 1996...appeared in both the Division Series vs. Seattle and League Championship Series vs. Cleveland in 1997 with the Orioles.

2001: Finished the season batting .266 (57-for-214) with 15 doubles, two triples, three homers and 22 RBI after making the club out of spring training as a non-roster invitee...had a .367 on base percentage, fourth best among regulars on the team behind only Gary Sheffield (.417), Paul Lo Duca (.374) and Shawn Green (.372)...batted .368 (7-for-19) as a pinch-hitter, tops on the team...batted .368 (14-for-38) with runners in scoring position, second only to Lo Duca's (.379)...the versatile infielder started at three different positions (SS-41, 2B-13 and 3B-2) and five different spots in the lineup (1st-5, 2nd-20, 6th-1, 7th-8 and 8th-22)...his pinch-hit three-run home run on April 22 in the bottom of the ninth inning knotted the score at 6-6 prior to San Diego winning the game in the 11th frame...the homer was his first round-tripper in his last 200 games dating back to July 22, 1998...was 1-for-2 with a double, two walks and run scored on April 27 against Philadelphia...was 3-for-4 with a home run and two RBI April 28 against Philadelphia... when Mark Grudzielanek missed four games with a partially torn ligament in his right thumb (April 26-29), Reboulet went 6-for-12 (.500) with two doubles, one home run, three RBI and four walks...was forced to leave the game on June 11 against Texas after experiencing soreness in his left hamstring after grounding out in the bottom of the second inning... was 3-for-5 with two doubles, a home run and four RBI on July 28 against Colorado, tying a career-high (June 9, 2000 vs. Pittsburgh while with Kansas City)...during his season-high six-game hitting streak from July 21-Aug. 1 he batted .556 (10-for-18)...between Oct. 3-5 he reached base seven consecutive times with four hits and three walks...**2000:** Appeared in 66 games with the Kansas City Royals, batting .242 (44-for-182) with seven doubles and 14 RBI...played second base, shortstop and third base recording a .965 fielding percentage with nine errors...was three-for-three with two runs scored, a double and two walks on April 23 at Seattle...set a career high for RBI with four on a 2-for-6 performance with a double and run scored on June 9 vs. Pittsburgh...had a season-high five-game hitting streak from May 17-25 during which time he went 7-for-18 (.389) with five walks...**1999:** Appeared in 99 games for the Baltimore Orioles, making 42 starts...played second base, shortstop and third base, logging a .911 fielding percentage with just two errors...started the first four games of the season at second base while Delino DeShields was on the disabled list...had a putout or assist in every inning on April 8 vs. Tampa Bay fielding 13 chances...matched his career high with four runs scored on May 7 at Detroit...played in a season high 11 straight games from June 16-27...**1998:** Appeared in 79 games for the Orioles...started 14 consecutive games from July 18-Aug. 2 when Roberto Alomar was on the disabled list...executed all three of the Orioles' squeeze plays (June 14 vs. Toronto, July 21 vs. Oakland and August 1 vs. Kansas City...only home run of the season came on July 22 vs. Oakland off Blake Stein...**1997:** Signed by the Orioles as a free agent on January 30...connected for the Orioles' first pinch-hit home run of the season on July 6 at Detroit...tied his career high with four home runs on the season with his round-tripper at Kansas City on Aug. 19...played second base, shortstop, third base and right field starting the first five games of the year at second base for the suspended Roberto Alomar...on June 16 versus Montreal, he played right field, his 5th career start in the outfield and only one in 1997...started 28 of 37 games from July 3-Sept. 7 while Alomar was sidelined with a groin pull, including four at shortstop...reached base via hit or walk in 37 of his 56 starts...**1996:** Played 13 games at first base, 22 at second base, 36 at third base, 37 at shortstop and made seven appearances in the outfield for the Twins...compiled a season-high four-game hitting streak, July 6-14...collected a season-high three hits and had fifth career three-RBI game on July 28 versus Boston...was 14-for-45 (.311) in his final 22 games of the year...outrighted to Triple-A Salt Lake on Oct. 4 and declined the assignment thus becoming a free agent...**1995:** Established a career high in runs, hits and home runs for the Twins, seeing action at all four infield positions and catcher...made 17 appearances at first, 15 at second, 22 at third, 39 at short and one behind the plate...pinch-hit and remained in the game at catcher on Aug. 4 against Kansas City...collected a career-high four hits on Aug. 27 vs. Milwaukee...had a season-high seven game hit-streak, going 10-for-25 (.400) with two home runs from May 27-June 2...broke up Tim Wakefield's no-hit bid with a single leading off the eighth inning, July 9 vs. Boston...batted .315 with 18 RBI with runners in scoring position and .333 with runners on third base...was 34-for-106 (.321) in his last 32 starts...led the Majors in batting with full count, going 12-for-26 (.462)...**1994:** Recorded seven consecutive hits from June 10-12 and had three consecutive three-hit games from June 11-13...logged 10 hits in an 11-at-bat stretch from June 10-15...put together a career-high nine game hitting streak from June 9-21, going 16-for-30, a .533 clip...played 42 games at shortstop, 14 at second base, 10 at first, six at third and four in the outfield...**1993:** Enjoyed his first career three-hit game on July 21 at Detroit...was 38-for-111 (.342) in his final 43 games to raise his average from .186 to .258...**1992:** Contract was purchased by Minnesota from Triple-A Portland on May 12...made Major League debut that day vs. Boston...doubled off Mike Christopher for his first big league hit and RBI

on May 16 at Cleveland...returned to the minors June 10 and was recalled July 17...hit his first career home run off of Milwaukee's Ricky Bones on Aug. 2.

PERSONAL: Jeffrey Allen Reboulet (REB-uh-lay)...married to Jana Henry and has three children Jason (2-22-93), Zachary (8-20-94) and Lucas (12-3-98)...originally signed by Ed Dunn of the Twins...nicknamed 'Reb'...graduated from Alter High School in Kettering, OH in 1982...played baseball, football and hockey in high school...attended Triton Junior College in River Grove, IL where he earned First Team All-America honors and was subsequently inducted into the Triton Hall of Fame in January of 1993...graduated from Louisiana State University where he played baseball and was selected Second Team All-Southeast Conference and team MVP...was a college teammate of Albert Belle...majored in Business Management...his brother, Jim, was a second baseman in the St. Louis Cardinals and Pittsburgh Pirates systems.

JEFF REBOULET'S CAREER BATTING RECORD

Year	TEAM	AVG	G	AB	R	H	2B	3B	HR	RBI	SH	SF	HP	BB	SO	SB	CS	E
1986	Visalia	.287	72	254	54	73	13	1	0	29	5	2	1	54	33	14	11	20
1987	Orlando	.256	129	422	52	108	15	1	1	35	5	0	1	58	56	9	5	26
1988	Orlando	.255	125	439	57	112	24	2	4	41	7	2	3	53	55	18	8	30
	Portland	.083	4	12	0	1	0	0	0	1	0	0	0	3	2	0	0	1
1989	Portland	.246	26	65	9	16	1	0	0	3	0	2	0	12	11	2	1	7
	Orlando	.216	81	291	43	63	5	1	0	26	2	3	1	49	33	11	6	22
1990	Orlando	.230	97	287	43	66	12	2	2	28	5	4	2	57	37	10	5	2
1991	Portland	.248	134	391	50	97	27	3	3	46	17	2	2	57	32	5	2	32
1992	Portland	.286	48	161	21	46	11	1	2	21	4	1	1	35	18	3	3	7
	MINNESOTA	.190	73	137	15	26	7	1	1	16	7	0	1	23	26	3	2	5
1993	MINNESOTA	.258	109	240	33	62	8	0	1	15	5	1	2	35	37	5	5	6
1994	MINNESOTA	.259	74	189	28	49	11	1	3	23	2	0	1	18	23	0	0	7
1995	MINNESOTA	.292	87	216	39	63	11	0	4	23	2	0	1	27	34	1	2	4
1996	MINNESOTA	.222	107	234	20	52	9	0	0	23	4	2	1	25	34	4	2	2
1997	BALTIMORE	.237	99	228	26	54	9	0	4	27	7	1	2	23	44	3	1	7
1998	BALTIMORE	.246	79	126	20	31	6	0	1	8	11	2	1	19	34	0	0	6
1999	BALTIMORE	.162	99	154	25	25	4	0	0	4	7	1	2	33	29	1	1	2
2000	KANSAS CITY	.242	66	182	29	44	7	0	0	14	6	1	0	23	32	3	1	9
2001	LOS ANGELES	.266	94	214	35	57	15	2	3	22	5	0	1	33	48	0	1	10
Major League Totals-10 years		.241	887	1920	270	463	87	4	17	175	56	8	12	259	341	20	15	59
Dodger Totals - 1 year		.266	94	214	35	57	15	2	3	22	5	0	1	33	48	0	1	10
Minor League Totals-7 years		.251	716	2322	329	582	108	11	12	230	45	16	11	378	277	72	41	157

JEFF REBOULET'S CAREER DIVISION SERIES BATTING RECORD

YEAR	TEAM VS. OPP.	AVG	G	AB	R	H	2B	3B	HR	RBI	SH	SF	HP	BB	SO	SB	CS	E
1997	BALTIMORE vs. Sea.	.200	2	5	1	1	0	0	1	1	1	0	0	0	2	0	0	0
Division Series Totals		.200	2	5	1	1	0	0	1	1	1	0	0	0	2	0	0	0

JEFF REBOULET'S CAREER LEAGUE CHAMPIONSHIP SERIES BATTING RECORD

YEAR	TEAM VS. OPP.	AVG	G	AB	R	H	2B	3B	HR	RBI	SH	SF	HP	BB	SO	SB	CS	E
1997	BALTIMORE vs. Cle.	.000	1	2	1	0	0	0	0	0	0	0	0	0	1	0	0	0
Championship Series Totals		.000	1	2	1	0	0	0	0	0	0	0	0	0	1	0	0	0

JEFF REBOULET'S CAREER BATTING BREAKDOWN

2001					CAREER					2001					CAREER						
AVG	AB	H	HR	RBI	TEAM	AVG	AB	H	HR	RBI	AVG	AB	H	HR	RBI	TEAM	AVG	AB	H	HR	RBI
.259	27	7	0	5	Arizona	.259	27	7	0	5	.333	3	1	0	0	Anaheim	.199	141	28	1	9
.000	9	0	0	0	Atlanta	.059	17	1	0	1	-	-	-	-	-	Baltimore	.214	70	15	1	7
.000	5	0	0	0	Chicago	.000	5	0	0	0	-	-	-	-	-	Boston	.206	141	29	0	13
.286	7	2	0	0	Cincinnati	.286	7	2	0	0	-	-	-	-	-	Chicago	.239	142	34	0	9
.327	49	16	1	6	Colorado	.327	49	16	1	6	-	-	-	-	-	Cleveland	.219	114	25	0	8
.167	6	1	0	0	Florida	.200	15	3	0	0	-	-	-	-	-	Detroit	.252	135	34	1	14
.000	1	0	0	0	Houston	.000	3	0	0	0	-	-	-	-	-	Kansas City	.261	134	35	2	16
-	-	-	-	-	Los Angeles	-	-	-	-	-	-	-	-	-	-	Minnesota	.293	41	12	1	3
1.000	2	2	0	1	Milwaukee	.291	103	30	3	19	-	-	-	-	-	New York	.228	92	21	0	6
.333	3	1	0	0	Montreal	.188	16	3	0	0	.167	6	1	0	0	Oakland	.230	126	29	3	13
.100	10	1	0	0	New York	.217	23	5	0	1	.286	7	2	0	1	Seattle	.247	158	39	1	10
.400	10	4	1	2	Philadelphia	.375	24	9	1	5	-	-	-	-	-	Tampa Bay	.083	24	2	0	1
.235	17	4	0	1	Pittsburgh	.273	33	9	0	6	.000	1	0	0	0	Texas	.322	118	38	0	9
.200	5	1	0	0	St. Louis	.188	16	3	0	0	-	-	-	-	-	Toronto	.200	100	20	1	8
.500	12	6	1	4	San Diego	.500	12	6	1	4	.267	101	27	3	13	Home	.243	901	219	10	85
.235	34	8	0	2	San Francisco	.235	34	8	0	2	.265	113	30	0	9	Road	.239	1019	244	7	90
.345	29	10	2	7	March/April	.248	230	57	6	30	.271	59	16	2	13	Day	.243	711	173	9	83
.143	35	5	0	1	May	.208	317	66	2	24	.265	155	41	1	9	Night	.240	1209	290	8	92
.300	30	9	0	6	June	.266	380	101	1	41	.269	212	57	3	22	Grass	.237	1243	295	13	114
.313	48	15	1	8	July	.251	331	83	3	36	.000	2	0	0	0	Turf	.248	677	168	4	61
.171	35	6	0	0	August	.226	372	84	4	27	.252	107	27	2	16	Pre-ASG	.236	1024	242	10	105
.324	37	12	0	0	Sept./Oct.	.252	290	73	1	17	.280	107	30	1	6	Post-ASG	.247	896	221	7	70
.368	19	7	1	5	Pinch-Hitting	.286	70	20	2	12	.290	100	29	1	13	vs. LHP	.262	698	183	10	65
-	-	-	-	-	DH	.333	6	2	0	0	.246	114	28	2	9	vs. RHP	.229	1222	280	7	110

JEFF REBOULET'S CAREER HITTING BREAKDOWN BY BALLPARK

BALLPARK	AVG.	AB	H	HR	RBI	BALLPARK	AVG.	AB	H	HR	RBI
Bank One Ballpark	.353	17	6	0	5	Arlington Stadium	.368	19	7	0	2
Busch Stadium	.188	16	3	0	0	Cleveland Stadium	.167	24	4	0	1
Cinergy Field/Riverfront Stadium	.500	2	1	0	0	Comerica Park	-	-	-	-	-
Coors Field	.286	21	6	0	1	Comiskey Park (new)	.176	68	12	0	4
County Stadium	.317	60	19	2	10	Edison Int'l Field/Anaheim	.169	83	14	1	5
Dodger Stadium	.267	101	27	3	13	Fenway Park	.215	65	14	0	6
Enron Field	.000	3	0	0	0	Jacobs Field	.175	40	7	0	3
Miller Park	1.000	1	1	0	0	Kauffman/Royals Stadium	.245	151	37	1	17
Olympic Stadium	.200	5	1	0	0	Kingdome	.269	67	18	0	5
Pacific Bell Park	.273	22	6	0	2	Metrodome	.261	502	131	4	48
PNC Park	.133	15	2	0	0	Network Assoc./Oak. Coliseum	.264	72	19	2	9
Pro Player Stadium	.200	10	2	0	0	Oriole Park at Camden Yards	.198	263	52	3	19
Qualcomm/Jack Murphy Stadium	.625	8	5	0	1	SAFECO Field	.500	6	3	0	0
Shea Stadium	.333	6	2	0	0	SkyDome	.172	58	10	0	4
Three Rivers Stadium	.200	5	1	0	1	The Ballpark in Arlington	.277	47	13	0	4
Turner Field	.100	10	1	0	1	Tiger Stadium	.289	83	24	1	9
Veterans Stadium	.400	5	2	0	0	Tropicana Field	-	-	-	-	-
Wrigley Field	.000	4	0	0	0	Yankee Stadium	.233	43	10	0	4

JEFF REBOULET'S CAREER FIELDING RECORD

POSITION	PCT	G	PO	A	E	TC	DP
Catcher	.000	1	0	0	0	0	0
First Base	.996	40	214	23	1	238	22
Second Base	.984	252	324	529	14	866	128
Third Base	.970	223	95	255	11	361	27
Shortstop	.976	281	324	576	22	822	109
Outfield	1.000	22	9	2	0	11	0
Totals	.980	819	966	1385	48	2298	286

CAREER TRANSACTIONS

- Selected by Minnesota in the 10th round of the June 1986 Free Agent Draft.
Signed as a free agent by Baltimore on Jan. 30, 1997.
- Acquired by Kansas City from Baltimore for Ray Brown (INF) on Dec. 12, 1999.
- Signed to a minor league contract by Los Angeles on Feb. 20, 2001.

DISABLED LIST

- Has not spent time on disabled list in the Major Leagues.

CAREER SINGLE-GAME BESTS

Most Hits:	4, Aug. 27, 1995 at MIL
Most RBI:	4, (twice), last time: July 28, 2001 vs. COL
Most Home Runs:	1, (17 times), last time: July 28, 2001 vs. COL
Most Runs Scored:	4, (twice), last time: May 7, 1999 at DET

Most Stolen Bases:	2, Sept. 26, 1993 at BOS
Most Walks:	3, (4 times): last time: Aug. 29, 1999 at DET
Longest Hitting Streak:	9 games, June 10-21, 1994
Career Grand Slams:	None



DAVE ROBERTS

50

OUTFIELDER

Bats/Throws:	Left/Left	Height/Weight:	5-10/180
Opening Day Age:	29	M.L. Service:	1.035
Born:	May 31, 1972 in Okinawa, Japan		
Resides:	Oceanside, CA		
Acquired:	Acquired in a three-player trade with Cleveland on December 20, 2001		

CAREER SUMMARY: Speedy outfielder has a lifetime batting average of .295 with 37 home runs, 314 RBI, 611 runs scored and 280 stolen bases in 798 career minor league games...has stolen 20 or more bases in each of his last seven minor league seasons...played parts of three seasons with the Cleveland Indians (1999-2001), appearing in 75 games and batting .242 with 12 stolen bases and 30 runs scored.

2001: Spent his third full season in the Indians' organization, splitting time between Triple-A Buffalo and Cleveland...began the season on the 60-day disabled list after having left shoulder surgery to repair a torn labrum and fraying around the rotator cuff...worked out at Winter Haven for the entire spring and the first two months of the season before playing 17 games in a rehabilitation assignment at Double-A Akron...reinstated and optioned to Buffalo on June 24...batted .303 with 12 doubles, four triples, 22 RBI and 17 steals in 61 games for the Bisons...hit in 13 straight games from June 26-July 12...called up by the Indians on Sept. 1 and spent the rest of the season with the Tribe...batted .333 (4-for-12) with two RBI in 15 games for the Indians...played nine games in left field, two in center field and two in right field...**2000:** Spent the entire season with the Buffalo Bisons before spending the last month of the season with the Indians...with Buffalo he hit .292 (135-462) with 16 doubles, 13 home runs and 55 RBI while scoring 93 runs and stealing 39 bases in 120 games...his 39 steals and 93 runs scored ranked second in the International League and his 135 hits were a team best...appeared in 118 games in the outfield (9 left field, 109 center field) for the Bisons and made just one error in 292 total chances for a .997 fielding percentage...hit .317 with runners in scoring position and .324 with men on base...hit game-winning grand slam on Aug. 18 vs. Ottawa...was 5-for-6 with three runs and two RBI on May 20 at Syracuse...spent two stints with the Tribe, May 26-29 and from Sept. 1 to the end of the season...appeared in 19 games for the Indians, 12 in left field, five in center field, one in right field and one as a pinch-runner...experienced left shoulder discomfort while preparing for the 2001 season in December and underwent arthroscopic surgery on December 22 to repair a torn labrum by Dr. Lewis Yocum...**1999:** Went to spring training as a non-roster invitee, but began the season at Buffalo...spent the first four months of the season with the Bisons, hitting .271 with 65 runs, 17 doubles, 10 triples and 38 RBI in 89 games with 39 steals in 42 attempts (93 percent)...at the time of his promotion to Cleveland on Aug. 7, was leading the International League in steals and ended the season as the second highest total in the league...played in the Triple-A All-Star Game in New Orleans on July 14...had contract purchased from Buffalo on Aug. 7 after Jacob Cruz tore ligaments in his right thumb the night before at Tampa Bay...made his Major League debut on Aug. 7 at Tampa Bay and collected his first Major League hit in his second at-bat, a double off Bobby Witt...he made 30 starts in center field for the Tribe, hitting .248 with 23 runs, one home run, seven RBI and 10 stolen bases in the starts...overall he appeared in 39 games in center field and two games as a pinch-runner...stole 11 bases in 14 attempts (79 percent)...slugged his first Major League home run on Aug. 30 off Ramon Ortiz vs. Anaheim and established career highs by going 3-for-4 with four runs scored and three RBI in the 7-5 victory...hit his first career grand slam on Sept. 24 off John Hudek at Toronto...the four RBI set a new career high...went 0-for-3 in two postseason games in the Division Series vs. Boston...after the season he played for Caguas in the Puerto Rican Winter League and batted .221 with eight stolen bases in 25 games...**1998:** Enjoyed an outstanding season while splitting time playing in the minor leagues for Detroit and Cleveland...began the season with Detroit's Double-A Jacksonville affiliate and batted .326 with 14 doubles, five triples, five home runs, 42 RBI and 21 stolen bases in 69 games...his play for Jacksonville earned him a selection to play in the Double-A All-Star Game held in New Haven, CT on July 8, but was traded to the Indians' organization on June 24 and wore a Akron Aeros uniform in the game...batted .361 with 10 doubles, five triples, seven home runs, 33 RBI and 28 stolen bases in 56 games for Akron...enjoyed a 22-game hitting streak with Akron from July 6-Aug. 4, tying Jim Betzold's Aeros' record...also was promoted for five games to Triple-A Buffalo from July 24-28, going 2-for-15 in five games...played for Mochis in the Mexican Winter League after the season, hitting .272 with five doubles, two home runs, 20 stolen bases and 18 RBI in 45 games...**1997:** Spent the entire season at Jacksonville and stole 23 bases in 28 attempts (82 percent)...**1996:** Ranked by *Baseball America* as the fastest baserunner in the California League in the "Tools of the Trade" issue after spending most of the season with Visalia...finished the season by reaching base safely by hit or walk in 33 straight games from July 26-Aug. 28 at Visalia before finishing the season with Double-A Jacksonville...led all minor league baseball players with 65 stolen bases...led the California League with 112 runs scored and was fifth with seven triples...**1995:** Finished fourth in the Florida State League with 30 stolen bases and sixth with a .303 batting average...**1994:** Spent first professional season playing for Single-A Jamestown of the New York-Penn League...stole 12 bases in 20 attempts.

PERSONAL: David Ray Roberts...he and his wife, Tricia, have one son, Cole David (1)...graduated from Rancho Buena Vista High School (CA) in 1990 where he played football, basketball and baseball...played four years of base-

ball at UCLA where he earned a degree in history upon graduation in 1994...was a three-time All-Pac- 10 outfield selection from 1992-94 and compiled a .325 average...enjoys golfing and listening to music in his spare time...was a member of Team USA that won a Silver medal at the 1999 Pan Am Games in Winnipeg, Canada...batted leadoff for Team USA, hitting .308 (8-for-26) with a run, two RBI and four stolen bases in the eight games as Team USA qualified for the 2000 Olympic Games in Sydney, Australia...he went 4-for-6 with two RBI in a 10-5 win over Cuba on July 28 in Pool Play.

DAVE ROBERTS' CAREER BATTING RECORD

YEAR	TEAM	AVG	G	AB	R	H	2B	3B	HR	RBI	SH	SF	HP	BB	SO	SB	CS	E
1994	Jamestown	.292	54	178	33	52	7	2	0	12	3	1	1	29	27	12	8	0
1995	Lakeland	.303	92	357	67	108	10	5	3	30	2	2	1	39	43	30	8	1
1996	Visalia	.272	126	482	112	131	24	7	5	37	3	7	1	98	105	65	21	5
	Jacksonville	.222	3	9	0	2	0	0	0	0	0	0	0	1	0	0	1	0
1997	Jacksonville	.296	105	415	76	123	24	2	4	41	9	2	2	45	62	23	5	4
1998	Jacksonville	.326	69	279	71	91	14	5	5	42	3	4	3	53	59	21	9	0
	Buffalo	.133	5	15	2	2	0	0	0	2	0	1	0	0	3	2	0	0
	Akron	.361	56	227	49	82	10	5	7	33	5	1	1	35	30	28	6	1
1999	Buffalo	.271	89	350	65	95	17	10	0	38	8	4	2	43	52	39	3	1
	CLEVELAND	.238	41	143	26	34	4	0	2	12	3	1	0	9	16	11	3	0
2000	Buffalo	.292	120	462	93	135	16	3	13	55	7	2	2	59	68	39	11	1
	CLEVELAND	.200	19	10	1	2	0	0	0	0	1	0	0	2	2	1	1	0
2001	Akron	.203	17	64	9	13	5	0	0	2	2	1	1	9	8	4	0	1
	Buffalo	.303	62	241	34	73	12	4	0	22	8	3	2	18	44	17	6	3
	CLEVELAND	.333	15	12	3	4	1	0	0	2	0	0	0	1	2	0	1	0
Major League Totals- 3 years		.242	75	165	30	40	5	0	2	14	4	1	0	12	20	12	5	0
Minor League Totals - 8 years		.295	798	3079	611	907	139	43	37	314	50	28	16	429	501	280	79	17

DAVE ROBERTS' CAREER BATTING BREAKDOWN

2001					CAREER					2001					CAREER											
AVG	AB	H	HR	RBI	TEAM	AVG	AB	H	HR	RBI	TEAM	AVG	AB	H	HR	RBI	TEAM	AVG	AB	H	HR	RBI				
-	-	-	-	-	Arizona	-	-	-	-	-	Anaheim	.310	29	9	1	3	Baltimore	.320	25	8	0	2				
-	-	-	-	-	Atlanta	-	-	-	-	-	Boston	.250	4	1	0	0	Chicago	.308	13	4	0	0				
-	-	-	-	-	Chicago	-	-	-	-	-	Cleveland	-	-	-	-	-	Detroit	.000	3	0	0	0				
-	-	-	-	-	Cincinnati	-	-	-	-	.500	4	2	0	0	Kansas City	.333	6	2	0	1	Minnesota	.000	0	0	0	0
-	-	-	-	-	Colorado	-	-	-	-	-	Los Angeles	.000	0	0	0	0	Milwaukee	.000	3	0	0	0				
-	-	-	-	-	Florida	-	-	-	-	.400	5	2	0	1	New York	.000	3	0	0	0	Oakland	.222	9	2	0	1
-	-	-	-	-	Houston	-	-	-	-	-	Philadelphia	.150	20	3	0	0	Pittsburgh	.333	18	6	0	1				
-	-	-	-	-	Los Angeles	-	-	-	-	-	San Diego	.148	27	4	0	1	St. Louis	.000	3	0	0	1				
-	-	-	-	-	Milwaukee	-	-	-	-	-	San Francisco	.125	8	1	1	5	San Diego	.333	3	1	0	1				
-	-	-	-	-	Montreal	-	-	-	-	-	Home	.258	62	16	1	6	San Francisco	.333	9	3	0	1				
-	-	-	-	-	New York	-	-	-	-	-	Road	.233	103	24	1	8	March/April	.333	6	2	0	0				
-	-	-	-	-	Philadelphia	-	-	-	-	-	Day	.267	45	12	0	3	May	.333	3	1	0	0				
-	-	-	-	-	Pittsburgh	-	-	-	-	-	Night	.233	120	28	2	11	June	.444	9	4	0	2				
-	-	-	-	-	St. Louis	-	-	-	-	-	Grass	.234	154	36	1	9	July	.000	3	0	0	0				
-	-	-	-	-	San Diego	-	-	-	-	.000	3	0	0	0	Turf	.364	11	4	1	5						
-	-	-	-	-	San Francisco	-	-	-	-	.333	3	1	0	1	Pre-ASG	.333	3	1	0	0						
.333	12	4	0	2	Sept./Oct.	.203	64	13	1	7	Post-ASG	.241	162	39	2	14	August	.265	98	26	1	7				
.000	1	0	0	1	Pinch-Hitting	.000	3	0	0	2	vs. LHP	.205	39	8	0	1	vs. RHP	.254	126	32	2	13				
-	-	-	-	-	DH	-	-	-	-	.364	11	4	0	2												

DAVE ROBERTS' CAREER FIELDING RECORD

POSITION	PCT	G	PO	A	E	TC	DP
Outfield	1.000	69	105	0	0	105	0

DAVE ROBERTS' CAREER HITTING BREAKDOWN BY BALLPARK

BALLPARK	AVG.	AB	H	HR	RBI	BALLPARK	AVG.	AB	H	HR	RBI
Bank One Ballpark	-	-	-	-	-	Comerica Park	-	-	-	-	-
Busch Stadium	-	-	-	-	-	Comiskey Park (new)	.273	11	3	0	0
Cinergy Field/Riverfront Stadium	-	-	-	-	-	Edison Int'l Field/Anaheim	.267	15	4	0	0
Coors Field	-	-	-	-	-	Fenway Park	.500	2	1	0	0
Dodger Stadium	-	-	-	-	-	Jacobs Field	.258	62	16	1	6
Enron Field	-	-	-	-	-	Kauffman/Royals Stadium	.400	5	2	0	1
Miller Park	-	-	-	-	-	Metrodome	-	-	-	-	-
Olympic Stadium	-	-	-	-	-	Network Assoc./Oak Coliseum	.222	9	2	0	1
Pacific Bell Park	-	-	-	-	-	Oriole Park at Camden Yards	.333	15	5	0	1
PNC Park	-	-	-	-	-	SAFECO Field	.150	20	3	0	0
Pro Player Stadium	-	-	-	-	-	SkyDome	.200	5	1	1	4
Qualcomm/Jack Murphy Stadium	-	-	-	-	-	The Ballpark in Arlington	.000	9	0	0	0
Shea Stadium	-	-	-	-	-	Tiger Stadium	.000	3	0	0	0
Turner Field	-	-	-	-	-	Tropicana Field	.500	6	3	0	1
Veterans Stadium	-	-	-	-	-	Yankee Stadium	.000	3	0	0	0
Wrigley Field	-	-	-	-	-						

CAREER TRANSACTIONS

- Selected by Detroit in the 28th round of the June 1994 First-Year Player Draft.
- On loan to the Oakland organization from March 30-Aug. 20, 1996.
- Acquired by Cleveland along with Tim Worrell (RHP) from Detroit for Geronimo Berroa (OF) on June 24, 1998.
- Acquired by Los Angeles from Cleveland for Christian Bridenbaugh (LHP) and Nial Hughes (LHP) on Dec. 20, 2001.

DISABLED LIST

- Has not spent time on the disabled list in the Major Leagues.

CAREER SINGLE-GAME BESTS

Most Hits:	3 (3 times), last time: Sept. 5, 1999 at BAL	Most Stolen Bases:	2, Sept. 3, 1999 vs. BAL
Most RBI:	4, Sept. 24, 1999 at TOR	Most Walks:	1 (12 times), last time: Sept. 25, 2001 vs. TOR
Most Home Runs:	1 (twice), last time: Sept. 24, 1999 at TOR	Longest Hitting Streak:	4 games (3 times), last time: Sept. 2-5, 1999
Most Runs Scored:	4, Aug. 13, 1999 vs. BAL	Career Grand Slams:	1, Sept. 24, 1999 at TOR (John Hudek)



RICARDO RODRIGUEZ

72

RIGHT-HANDED PITCHER

Bats/Throws:	Right/Right	Height/Weight:	6-3/165
Opening Day Age:	22	M.L. Service:	0.000
Born:	May 21, 1979 in Manga, DR		
Resides:	Guayubin, DR		
Acquired:	Signed as a non-drafted free agent on September 2, 1996		

CAREER SUMMARY: Enters 2002 ranked as the Dodgers' No. 1 prospect by *Baseball America*, the hard-throwing right-hander is in his sixth season in the Dodger organization...has struck out 390 batters in 357.1 innings, an average of 9.8 per nine innings pitched, during his minor league career.

2001: The Dominican native had a stellar season as the ace of Single-A Vero Beach's staff...honored as the Dodger organization's Minor League Pitcher of the Year and the Florida State League's Most Valuable Pitcher...led the FSL and all Dodger minor leaguers with 14 wins (against six losses)...also topped the FSL with 154 strikeouts (in 154.1 innings)...retired only two batters he faced on one pitch each while pitching for the World team in the Major League Futures Game June 8 in Seattle...hurled a perfect third inning to earn the victory in the June 16 Florida State League All-Star Game...won first six decisions and nine of his first 10...**2000:** Was a smashing success in his first season pitching professionally in the United States as he shined for rookie-level Great Falls, earning Pioneer League all-star accolades and being named to *Baseball America's* rookie-level all-star team...won the league's pitching triple crown as he topped the circuit in wins (10-3), ERA (1.88) and strikeouts (129)...he also led the league in innings pitched (95.2) and complete games (2)...selected as the Dodger organization's Pitcher of the Month in both July (4-2, 2.75 ERA) and August (3-1, 1.04 ERA)...honored as Pioneer League Pitcher of the Week on five occasions, including three straight weeks at one point...struck out 10 or more batters six times...**1999:** was 3-2 in nine starts for La Romana, which captured the Dominican Summer League San Pedro de Macoris Division title...struck out 51 batters in 42 innings...**1998:** Made 13 appearances, nine as a starter, for the Santo Domingo

team in the DSL...**1997:** In first pro season, pitched in 12 games for Santo Domingo team which reached Dominican Summer League finals.

PERSONAL: Ricardo Antonio Rodríguez...single...the Dominican native was signed by Pablo Peguero.

RICARDO RODRIGUEZ'S CAREER PITCHING RECORD

YEAR	TEAM	W-L	ERA	G	GS	CG	SHO	SV	IP	H	R	ER	HR	HB	BB	SO	WP	BK
1997	Santo Domingo	1-2	6.40	12	10	0	0	0	32.1	42	39	23	6	0	26	20	6	2
1998	Santo Domingo	1-1	3.55	13	9	1	1	0	33.0	28	19	13	2	1	34	36	5	0
1999	La Romana	3-2	3.43	9	9	0	0	0	42.0	34	22	16	2	2	18	51	6	0
2000	Great Falls	10-3	1.88	15	15	2	0	0	95.2	66	32	20	2	1	23	129	4	0
2001	Vero Beach	14-6	3.21	26	26	2	0	0	154.1	133	67	55	13	3	60	154	18	1
Minor League Totals-5 years		29-14	3.20	75	69	5	1	0	357.1	303	179	127	25	7	161	390	39	3

RICARDO RODRIGUEZ'S MINOR LEAGUE CAREER FIELDING RECORD

POSITION	PCT	G	PO	A	E	TC	DP
Pitcher	.940	41	23	24	3	50	1

statistics include 2000 and 2001 seasons only

CAREER TRANSACTIONS

■ Signed as a non-drafted free agent by Los Angeles on Sept. 2, 1996.

DISABLED LIST

■ Has not spent time on the disabled list in the Major Leagues.



JOE THURSTON

75

INFIELDER

Bats/Throws:	Left/Right	Height/Weight:	5-11/175
Opening Day Age:	22	M.L. Service:	0.000
Born:	September 29, 1979 in Fairfield, CA		
Resides:	Vallejo, CA		
Acquired:	Selected in the fourth round of the 1999 First-Year Player Draft		

CAREER SUMMARY: Ranked by *Baseball America* as the Dodgers' fifth-best prospect heading into 2002... now in his fourth season with the organization...honored as Dodger Minor League Player of the Year in 2000...has been a member of league championship teams all three years with the Dodgers (Jacksonville - 2001 and San Bernardino - 1999 and 2000)...in addition, this past fall, he played on the Phoenix team which won the Arizona Fall League title...promoted to 40-man roster Nov. 20, 2001.

2001: Got off to a slow start, hitting just .240 over the first two months, but came on strong for Southern League co-champion Jacksonville...entered season ranked as the Dodgers' ninth-best prospect by *Baseball America*...was the Suns' regular second baseman after playing primarily at shortstop the previous two seasons... led club in hits (145) and runs scored (80), ranked second in triples (seven) and walks (48) and fourth in stolen bases (20)...topped all Dodger minor leaguers in games played with 134 (tied with two others) and at-bats (544)...compiled four four-hit games, including June 11 at Orlando when he was 4-for-5 with a triple, home run, walk, three runs scored and three RBI...during June, batted .327 (37-for-113) with 20 runs scored and 13 RBI...hit .516 (16-for-31) over season's final nine games, including a pair of four-hit efforts...in the five-game Southern League playoff series against Chattanooga, batted .368 (7-for-19) with six walks, four runs scored and three RBI...following the season, turned in an outstanding performance for the Phoenix Desert Dogs in the Arizona Fall League...ranked third in the AFL batting race with a .369 average (41-for-111) and was second in on-base percentage (.453) as he helped Phoenix capture the league title...**2000:** Honored as the Dodger organization's Minor League Player of the Year after helping San Bernardino win a second straight California League championship...tabbed by *Baseball America* as the league's most exciting player in a poll of league managers...led league in hits (167) and topped league shortstops with 374 assists...was also Stampede's team leader in batting average (.303), on-base percentage (.380), runs scored (97), doubles (31) and stolen bases (43) and was second in runs scored (97)...had three four-hit games...batted .324 (84-for-259) with 39 RBI and 24 stolen bases at home...put together a 19-game hitting from July 8-29, batting .455 (35-for-77) with 12 RBI in that stretch...enjoyed a 15-game hitting streak from April 9-25 (.396, 21-for-53)...during July, hit .374 (43-for-115) with 19 RBI and 15 stolen bases...in June, batted .333 (35-for-105)...scored 29 runs in May...**1999:** In his first pro season, led all Dodger short-season minor leaguers and ranked third in Northwest League with 27 stolen bases for short-season Single-A Yakima...as the club's starting shortstop, also led the Bears in runs (48), games (71), at-bats (277) and triples (3)...during July, hit .304 (34-for-112) with 20 runs scored and 13 RBI...played two games in September for California League champion San Bernardino.

PERSONAL: Joseph William Thurston...single...nicknamed "Joey Ballgame"...wrote a diary for the Dodger website throughout the 2001 season...signed by Mark Sheehy after being chosen in the fourth round out of Sacramento City College in the June 1999 First-Year Player Draft...graduate of Vallejo (CA) High School.

JOE THURSTON'S CAREER BATTING RECORD

Year	TEAM	AVG	G	AB	R	H	2B	3B	HR	RBI	SH	SF	HP	BB	SO	SB	CS	E
1999	Yakima	.285	71	277	48	79	10	3	0	32	6	3	21	27	34	27	17	29
	San Bernardino	.000	2	3	0	0	0	0	0	0	0	0	1	0	1	0	0	0
2000	San Bernardino	.303	138	551	97	167	31	8	4	70	9	8	17	56	61	43	25	34
2001	Jacksonville	.267	134	544	80	145	25	7	7	46	9	3	12	48	65	20	18	17
Minor League Totals-3 years		.284	345	1375	225	391	66	18	11	148	24	14	51	131	161	90	60	80

JOE THURSTON'S MINOR LEAGUE CAREER FIELDING RECORD

POSITION	PCT	G	PO	A	E	TC	DP
Second Baseman	.976	150	354	347	17	718	83
Shortstop	.938	191	307	651	63	1021	118

CAREER TRANSACTIONS

■ Selected by Los Angeles in the fourth round of June 1999 First-Year Player Draft.

DISABLED LIST

■ Has not spent time on the disabled list in the Major Leagues.



MIKE TROMBLEY

40

RIGHT-HANDED PITCHER

Bats/Throws: Right/Right Height/Weight: 6-2/204
 Opening Day Age: 34 M.L. Service: 8.068
 Born: April 14, 1967 in Springfield, MA
 Resides: Ft. Myers, FL
 Acquired: Acquired in a three-player trade with Baltimore on July 31, 2001

CAREER SUMMARY: The 10-year Major League veteran has appeared in 363 games over the past five campaigns, an average of 73 games per season...overall in his big-league career, has pitched in 504 games, including 468 relief outings...joined National League in 2001 after pitching for Minnesota (1992-99) and Baltimore (1999-2000)...over his Major League career, has averaged 7.6 strikeouts per nine innings...made his Major League debut for the Twins on Aug. 19, 1992 at Cleveland...earned first big league win Sept. 12, 1992 at California...notched first Major League save May 30, 1993 vs. Cleveland.

2001: Acquired from the Baltimore Orioles at the July 31 trade deadline for pitcher Kris Foster and catcher Geronimo Gil...pitched in 69 games overall (50 with Orioles, 19 with Dodgers)...while with Orioles, was 3-4 with six saves and a 3.46 ERA in 50 games...over first two months of season, went 2-1 with four saves and a 1.87 ERA, recording 30 strikeouts in 33.2 innings...did not allow a hit or run in first five appearances, going 1-0 with six strikeouts in 5.0 innings...pitched 2.1 scoreless innings, striking out three, in a May 1 win vs. Tampa Bay...earned win May 20 vs. Minnesota, hurling 2.2 shutout innings...tossed final two innings of combined 4-0 shutout (with Josh Towers) June 29 at Chicago to notch his sixth save...in an eight-outing stretch from July 13-29 compiled a 1.50 ERA in 6.0 innings...July 27 at Anaheim, picked up the win by hurling two scoreless innings and striking out two...pitched 0.1 innings to be part of combined 1-0 shutout with three other pitchers July 29 at Anaheim while collecting his 13th hold...made Dodger debut Aug. 2 vs. Cincinnati, hurling 2.0 innings and allowing just a home run...retired 11 of the first 12 batters he faced as a Dodger and 20 of first 23 (six appearances), allowing two solo homers and an infield hit...in five appearances from Aug. 25-Sept. 6, gave up no runs and struck out eight in 6.0 innings...Aug. 29 vs. Colorado, pitched two scoreless and hitless innings, striking out a season-high four batters...Sept. 9 at St. Louis, pitched in 500th game of his 11-year career...**2000:** Appeared in 75 games for Baltimore, fourth among American League relievers and the second-highest total in club history...only Tippy Martinez, with 76 appearances in 1982, pitched in more games in a season for the Orioles...with runners in scoring position, opponents batted only .172 off him (16-for-93), fifth lowest average among AL relievers...over his last 23 games, posted a 1.85 ERA, allowing five earned runs in 24 innings...allowed 10 home runs in his first 31 outings through June 17 (27.2 IP)...from then on, allowed only five homers in 44.1 innings over 44 games, including only three home runs over his last 30 games...earned two of his four saves vs. Minnesota, his former team...earned his first save for the Orioles on April 15 at the Metrodome...pitched a season-high 3.1 innings Sept.3 at Cleveland but took loss, allowing 13th-inning homer to Kenny Lofton...was his longest outing since pitching 5.0 innings of relief on May 21, 1999 for Minnesota...was sidelined, but did not go on the disabled list, for nine days in mid-June with a stomach virus...earned win June 27 at Boston in his first appearance back after the illness...**1999:** Led Minnesota and estab-

lished a career high with 24 saves...converted 24 of 30 (80 percent) save opportunities...was third in the AL with 75 games pitched (behind Twins teammate Bob Wells and then-A's hurler Buddy Groom)...stranded 27 of 41 (66 percent) inherited runners...did not allow a run in first 11 appearances, April 6-22...appeared in his 300th career game on May 4 vs. New York Yankees...had season-high 5.0 innings and five strikeouts on May 21 vs. Oakland...converted seven of eight save opportunities, June 7-26...was successful in 13 consecutive save opportunities, June 30-Sept. 22...compiled seven saves and a 0.82 ERA (one earned run in 11.0 innings) in 12 games, July 22-Aug. 19...**1998:** Won Joseph W. Haynes Award as Twins' Pitcher of the Year...pitched in a career-high 77 games and also had a career-best 89 strikeouts...ranked second in AL in relief innings (92.0)...posted a 0.73 ERA (two earned runs in 24.2 innings) in first 18 appearances, April 1-May 6...did not allow a run in six appearances, June 7-19...pitched season-high 4.2 innings, July 18 at Oakland...had lone save and season-high six strikeouts Sept. 27 vs. Cleveland... averaged 8.29 strikeouts per nine innings...stranded 44 of 58 (76 percent) inherited runners...**1997:** Was 10th in league in relief innings pitched (82.1)...stranded 34-of-51 (67 percent) inherited runners...averaged 8.96 strikeouts per nine innings...had a 1.50 ERA (two earned runs in 12.0 innings) in 10 appearances from June 1-23...had first Major League at-bat, June 14 at Houston...did not allow a run in seven appearances, Aug. 15-Sept. 1...converted only save opportunity on Aug. 26 vs. Detroit...had season-high five strikeouts Sept. 6 vs. Seattle...did not allow a home run in final 20 games of season (20.1 innings)...**1996:** Became a full-time reliever...went to spring training as non-roster player before being returned to minor-league camp on March 26...earned honors as Twins' Minor League Pitcher of the Month for April, going 2-0 with four saves and a 1.00 ERA in 11 games at Triple-A Salt Lake...allowed a run in just six of 24 relief appearances...led Pacific Coast League relievers in batting average against (.182) and runners per nine innings (8.35)...purchased by Twins on June 2 and made first appearance June 3, pitching two scoreless innings of relief and picking up the win...was 2-0 with a 1.50 ERA (three earned runs in 18 innings) and a save in first 10 appearances...hurled season-high 4.2 innings July 17 vs. Chicago, earning a victory to cap his third career three-game winning streak, June 3-July 17...did not allow run in eight appearances, Sept. 4-25...averaged 7.47 strikeouts per nine innings...first batters faced were 7-for-37 (.187) with 16 strikeouts...**1995:** Began season at Triple-A Salt Lake...was the Twins' Minor League Pitcher of the Month for May, going 4-0 with a 1.69 ERA in six starts...contract was purchased by Twins on June 8...on June 10, he made first start since end of 1993 season, losing 7-5 vs. Detroit...lost six of first seven decisions, June 10-July 26...set career highs with 7.2 IP and eight strikeouts on Aug. 30 vs. Texas...won three of last five decisions, Aug. 5-Sept. 26...**1994:** Began season with Minnesota, but was 0-2 with a 7.67 ERA in 16 relief appearances when optioned to Salt Lake on May 20...struck out 10 batters in seven innings on July 8 vs. Calgary...was recalled by Twins July 15...allowed one run on two hits in season-high 5.1 innings on July 17 vs. Milwaukee...**1993:** Made big league club out of spring training for first time and spent entire season with the Twins, appearing in 44 games, including 10 starts...was 3-1 with a 4.10 ERA in 34 relief outings...made 22 consecutive relief appearances, May 21-Aug. 14...earned first Major League save May 30 vs. Cleveland...had second career three-game win-streak, June 11-Aug. 14...**1992:** Spent most of season at Triple-A Salt Lake before being recalled by Minnesota on Aug. 18...made his Major League debut Aug. 19 in relief at Cleveland...was 0-0 with a 1.29 ERA in three relief appearances for Twins...struck out first five batters in first Major League start, Sept. 1 at Detroit...pitched 7.0 innings for first Major League win, 7-2, on Sept. 12 at California...prior to his recall, he pitched seven-plus innings in 14 of 25 starts at Portland...had no-decision in season-high 10-inning effort, July 10 at Vancouver...was 4-0 with a 3.38 ERA in last six starts before his recall...was rated Twins' second-best prospect by *Baseball America*...**1991:** With Double-A Orlando, led Southern League in strikeouts (175) and innings pitched (191.0)...was second among league starters in fewest baserunners per nine innings (10.23), third in complete games (7), tied for fourth in wins (12) and starts (27) and fifth in ERA (2.54)...tied for organization lead in wins and was second in strikeouts and ERA...pitched six-plus innings in 23-of-27 starts, including 16 straight from June 4 through Aug. 29...had a season-high 14 strikeouts June 9 vs. Memphis...was Southern League Pitcher of the Week twice, June 9-15 and Aug. 4-10...earned second honor after hurling seven-inning no-hitter Aug. 8 at Knoxville, allowing one walk and striking out eight...earlier tossed a two-hitter and three-hitter in back-to-back starts, July 19 vs. Carolina and July 24 vs. Birmingham...named Twins' co-Minor League Pitcher of the Month for August, going 3-0 with a 1.08 ERA, giving up six earned runs in 50 innings...tossed four-hit shutout, 4-0, with nine strikeouts in Southern League playoff win vs. Greenville...**1990:** Named California League Pitcher of the Week, going 1-0, with a 0.60 ERA, with 17 strikeouts in 15 innings, June 3-9 for Single-A Visalia...won Game Two of the Oaks' semifinal playoff series against Bakersfield...tied for second in league with career-high 14 wins and ranked fourth in strikeouts (164) and innings pitched (176.0)...**1989:** Made professional debut at Single-A Kenosha...was 3-0 with a 2.14 ERA in last three starts...promoted to Single-A Visalia on Aug. 3...tossed six-hit shutout Aug. 14 vs. Modesto.

PERSONAL: Michael Scott Trombley, he and his wife Barbara have three children, son Kyle and daughters Tory and Alexandria, who was born Sept. 17, 2001...is a 1985 graduate of Minnechaug Regional High School in Wilbraham, MA, where he was an all-Western Massachusetts selection in baseball, lettered in basketball and was all-state in football...pitched for Duke University...signed by scout Steve Williams after being Minnesota's 14th-round pick in the June 1989 amateur draft...was honored as Orioles' "Nice Guy" at November 2000 annual banquet, sponsored by WNST radio...before the 2000 season, was ranked by *Golf Digest* with a 0.9 golf handicap, tied with Atlanta's John Smoltz for the lowest among Major League players.

MIKE TROMBLEY'S CAREER PITCHING RECORD

Year	TEAM	W-L	ERA	G	GS	CG	SHO	SV	IP	H	R	ER	HR	HB	BB	SO	WP	BK
1989	Kenosha	5-1	3.12	12	3	0	0	2	49.0	45	23	17	1	3	13	41	4	3
	Visalia	2-2	2.14	6	6	2	1	0	42.0	31	12	10	2	3	11	36	2	0
1990	Visalia	14-6	3.43	27	25	3	1	0	176.0	163	79	67	12	11	50	164	8	1
1991	Orlando	12-7	2.54	27	27	7	2	0	191.0	153	65	54	12	7	57	175	2	1
1992	Portland	10-8	3.65	25	25	2	0	0	165.0	149	70	67	18	6	58	138	1	2
	MINNESOTA	3-2	3.20	10	7	0	0	0	46.1	43	20	17	5	1	17	38	0	0
1993	MINNESOTA	6-6	4.88	44	10	0	0	2	114.1	131	72	62	15	3	41	85	5	0
1994	Salt Lake	4-4	5.04	11	10	0	0	0	60.2	75	37	34	7	4	20	63	7	1
	MINNESOTA	2-0	6.33	24	0	0	0	0	48.1	56	36	34	10	3	18	32	3	0
1995	Salt Lake	5-3	3.62	12	12	0	0	0	69.2	71	32	28	3	2	26	59	4	1
	MINNESOTA	4-8	5.62	20	18	0	0	0	97.2	107	68	61	18	3	42	68	4	0
1996	Salt Lake	2-2	2.45	24	0	0	0	10	36.2	24	12	10	3	0	10	38	6	0
	MINNESOTA	5-1	3.01	43	0	0	0	6	68.2	61	24	23	2	5	25	57	4	0
1997	MINNESOTA	2-3	4.37	67	0	0	0	1	82.1	77	43	40	7	2	31	74	5	0
1998	MINNESOTA	6-5	3.63	77	1	0	0	1	96.2	90	41	39	16	5	41	89	6	1
1999	MINNESOTA	2-8	4.33	75	0	0	0	24	87.1	93	42	15	2	28	82	6	0	0
2000	BALTIMORE	4-5	4.13	75	0	0	0	4	72.0	67	34	33	15	4	38	72	8	0
2001	BALTIMORE	3-4	3.46	50	0	0	0	6	54.2	38	23	21	4	2	27	45	1	0
	LOS ANGELES	0-4	6.56	19	0	0	0	0	23.1	27	17	17	5	0	10	27	0	0
Major League Totals- 10 years		37-46	4.42	504	36	0	0	44	791.2	790	420	389	112	30	318	669	42	1
Dodger Totals- 1 year		0-4	6.56	19	0	0	0	0	23.1	27	17	17	5	0	10	27	0	0
Minor League Totals- 7 years		54-33	3.27	144	108	14	4	12	790.0	711	330	287	58	36	245	714	34	9

MIKE TROMBLEY'S CAREER PITCHING BREAKDOWN

2001					CAREER					2001					CAREER						
W-L	ERA	G	IP	ER	W-L	ERA	G	IP	ER	W-L	ERA	G	IP	ER	TEAM	W-L	ERA	G	IP	ER	
0-1-0	10.13	3	2.2	3	0-1-0	10.13	3	2.2	3	1-0-0	4.15	6	4.1	2	Anaheim	5-3-2	4.07	32	48.2	22	
0-0-0	0.00	3	3.0	0	0-0-0	0.00	4	5.0	0	0-0-0	-	-	-	-	Baltimore	1-1-2	3.43	24	39.1	15	
0-0-0	0.00	2	.2	0	0-0-0	13.50	6	3.1	5	0-0-0	0.00	3	2.1	0	Boston	4-3-2	4.17	29	45.1	21	
0-0-0	4.50	1	2.0	1	Cincinnati	0-0-2	1.13	8	8.0	1	0-1	3.38	2	2.2	1	Chicago	4-0-4	3.44	32	49.2	19
0-0-0	0.00	2	3.0	0	Colorado	0-0-0	0.00	2	3.0	0	0-0-0	0.00	2	2.0	0	Cleveland	4-6-3	6.46	40	54.1	39
0-0-0	9.00	1	1.0	1	Florida	0-0-0	4.50	3	2.0	1	1-0-0	1.80	4	5.0	1	Detroit	1-5-2	4.68	36	67.1	35
-	-	-	-	-	Houston	0-1-0	4.26	6	6.1	3	-	-	-	-	-	Kansas City	4-1-3	3.71	34	68.0	28
-	-	-	-	-	Los Angeles	-	-	-	-	-	1-0-1	1.93	2	4.2	1	Minnesota	1-0-3	1.29	5	7.0	1
-	-	-	-	-	Milwaukee	2-1-2	4.93	20	42.0	23	0-1-0	4.76	5	5.2	3	New York	0-3-3	6.22	37	50.2	35
0-1-0	36.00	1	1.0	4	Montreal	0-1-0	22.50	2	2.0	5	0-0-0	0.00	1	1.1	0	Oakland	3-0-2	3.45	34	62.2	24
0-1-0	8.31	4	4.1	4	New York	0-1-0	4.82	7	9.1	5	0-0-0	0.00	2	2.0	0	Seattle	1-4-2	4.50	25	46.0	23
0-1-0	10.13	6	5.1	6	Philadelphia	0-1-0	7.36	8	7.1	6	0-0-1	2.31	7	11.2	3	Tampa Bay	1-3-4	3.63	24	34.2	14
0-0-0	0.00	1	1.0	0	Pittsburgh	0-0-1	3.00	6	6.0	2	0-2-2	5.40	4	3.1	2	Texas	2-4-4	3.30	35	57.1	21
0-0-0	3.00	2	3.0	1	St. Louis	0-0-1	6.30	8	10.0	7	0-0-1	0.00	3	3.0	0	Toronto	3-5-2	4.62	32	50.2	26
0-1-0	15.00	2	3.0	5	San Diego	0-1-0	15.00	2	3.0	5	1-6-3	4.85	37	42.2	23	Home Road	18-21-21	4.50	259	403.2	202
-	-	-	-	-	San Francisco	-	-	-	-	-	2-2-3	3.82	32	35.1	15	Day	19-25-23	4.34	245	388.0	187
1-0-1	2.25	12	16.0	4	Mar/April	6-2-3	3.09	77	119.1	41	2-2-1	6.35	20	22.2	16	Night	13-13-12	4.61	152	230.1	118
1-1-3	1.53	14	17.2	3	May	6-6-6	5.40	75	95.0	57	1-6-5	3.58	49	55.1	22	Day	24-33-32	4.35	352	561.1	271
0-0-2	8.10	11	10.0	9	June	6-9-12	4.39	83	123.0	60	3-8-4	4.19	60	66.2	31	Grass	20-26-24	3.94	264	386.0	169
1-3-0	4.09	13	11.0	5	July	5-9-8	4.73	87	133.1	70	0-0-2	5.56	9	11.1	7	Turf	17-20-20	4.88	240	405.2	220
0-2-0	4.60	12	15.2	8	August	4-8-9	4.61	95	150.1	77	2-2-6	3.21	41	47.2	17	Pre-ASG	21-18-23	4.06	260	374.2	169
0-2-0	10.57	7	7.2	9	Sept/Oct	10-12-6	4.43	67	170.2	84	1-6-0	6.03	28	31.1	21	Post ASG	16-28-21	4.75	244	417.0	220
-	-	-	-	-	-	-	-	-	-	-	-	-	-	-	Starter	10-15-0	5.30	36	190.1	112	
-	-	-	-	-	-	-	-	-	-	-	-	-	-	-	Reliever	27-31-44	4.15	468	601.1	277	

MIKE TROMBLEY'S CAREER PITCHING BREAKDOWN BY BALLPARK

BALLPARK	W-L	ERA	G	IP	ER	BALLPARK	W-L	ERA	G	IP	ER
Astrodome	0-0-0	2.25	4	4.0	1	Arlington Stadium	0-1-0	4.97	4	12.2	7
Bank One Ballpark	0-1-0	27.00	1	0.1	1	Cleveland Stadium	0-1-0	16.88	3	2.2	5
Busch Stadium	0-0-1	6.75	5	5.1	4	Comerica Park	0-0-0	1.69	3	5.1	1
Coors Field/Riverfront Stadium	0-0-0	0.00	3	2.0	0	Comiskey Park (new)	1-0-3	1.17	12	23.0	3
Coors Field	0-0-0	0.00	1	1.0	0	Edison Int'l Field/Anaheim	2-2-1	3.38	14	26.2	10
County Stadium	1-1-2	4.37	10	22.2	11	Fenway Park	2-2-1	3.49	17	28.1	11
Dodger Stadium	0-3-0	6.92	10	13.0	10	Jacobs Field	2-3-1	4.76	17	17.0	9
Enron Field	-	-	-	-	-	Kauffman/Royals Stadium	3-1-2	4.20	18	40.2	19
Miller Park	-	-	-	-	-	Kingdome	0-1-0	6.59	8	13.2	10
Olympic Stadium	0-0-0	9.00	1	1.0	1	Metrodome	14-13-18	4.57	186	327.0	166
Pacific Bell Park	-	-	-	-	-	Network Assoc./Oak Coliseum	2-0-1	3.67	17	34.1	14
PNC Park	0-0-0	0.00	1	1.0	0	Orion Park at Camden Yards	5-5-6	3.10	76	87.0	30
Pro Player Stadium	0-0-0	9.00	1	1.0	1	SAFECO Field	0-1-1	3.00	4	3.0	1
Qualcomm /Jack Murphy Stadium	0-0-0	13.50	1	2.0	3	SkyDome	1-4-0	6.46	16	23.2	17
Shea Stadium	0-0-0	1.80	3	5.0	1	The Ballpark in Arlington	2-1-1	1.56	15	17.1	3
Three Rivers Stadium	0-0-0	13.50	2	0.2	1	Tiger Stadium	1-1-1	5.11	14	24.2	10
Turner Field	0-0-0	0.00	3	3.0	0	Tropicana Field	0-2-2	5.74	12	15.2	10
Veterans Stadium	0-0-0	9.00	4	4.0	4	Yankee Stadium	0-1-3	6.97	15	20.2	16
Wrigley Field	1-1-0	19.29	3	2.1	5						

MIKE TROMBLEY'S CAREER FIELDING RECORD

POSITION	PCT	G	PO	A	E	TC	DP
Pitcher	.986	504	54	85	2	141	7

MIKE TROMBLEY'S CAREER BATTING RECORD

Year	TEAM	AVG	G	AB	R	H	2B	3B	HR	RBI	SH	SF	HP	BB	SO	SB	CS	E
1992	MINNESOTA	.000	10	0	0	0	0	0	0	0	0	0	0	0	0	0	0	0
1993	MINNESOTA	.000	44	0	0	0	0	0	0	0	0	0	0	0	0	0	0	0
1994	MINNESOTA	.000	24	0	0	0	0	0	0	0	0	0	0	0	0	0	0	1
1995	MINNESOTA	.000	20	0	0	0	0	0	0	0	0	0	0	0	0	0	0	1
1996	MINNESOTA	.000	43	0	0	0	0	0	0	0	0	0	0	0	0	0	0	0
1997	MINNESOTA	.000	67	1	0	0	0	0	0	0	0	0	0	1	0	0	0	0
1998	MINNESOTA	.000	77	0	0	0	0	0	0	0	0	0	0	0	0	0	0	0
1999	MINNESOTA	.000	75	0	0	0	0	0	0	0	0	0	0	0	0	0	0	0
2000	BALTIMORE	.000	75	1	0	0	0	0	0	0	0	0	0	1	0	0	0	0
2001	BALTIMORE/L.A.	.000	69	0	0	0	0	0	0	0	0	0	0	0	0	0	0	0
Major League Totals - 10 years		.000	504	2	0	0	0	0	0	0	0	0	0	0	2	0	0	0

CAREER TRANSACTIONS

- Selected by Minnesota in 14th round of 1989 First-Year Player Draft.
- Signed as a free agent by Baltimore on Nov. 17, 1999.
- Acquired by Los Angeles from Baltimore for Kris Foster (RHP) and Geronimo Gil (C) on July 31, 2001.

DISABLED LIST

- Has not spend time on the disabled list in the Major Leagues.

CAREER SINGLE-GAME BESTS

Low-Hit Complete Game:	None	Most Strikeouts:	8, Aug. 30, 1995 vs. TEX
Most Innings Pitched - Starter:	7.2, Aug. 30, 1995 vs. TEX	Most Walks:	5, Sept. 14, 1993 vs. OAK
Most Innings Pitched - Reliever:	5.1, July 17, 1994 vs. MIL	Longest Winning Streak:	3 (4 times), last time: Aug. 27, 1996-May 20, 1997
		Longest Losing Streak:	4 games (twice), last time: Aug. 16, 2001-current

JEFF WILLIAMS

54

LEFT-HANDED PITCHER



Bats/Throws:	Right/Left	Height/Weight:	6-0/185
Opening Day Age:	29	M.L. Service:	1.041
Born:	June 6, 1972 in Canberra, Australia		
Resides:	Page, Australia		
Acquired:	Signed as a non-drafted free agent on July 3, 1996		

CAREER SUMMARY: Has spent parts of past three seasons with the Dodgers...when he made his debut Sept. 12, 1999 vs. the New York Mets, became ninth Australian native to make it to the Major Leagues, joining infielders Joe Quinn (1884-1901), Craig Shipley (1986-98) and Trent Durrington (1999), pitchers Mark Hutton (1993), Mark Estes (1993), Graeme Lloyd (1993-present) and Shayne Bennett (1997-98) and catcher Dave Nilsson (1992-99)...also was second Australian to play for the Dodgers, following Shipley (1986-87)...part of Major League history with Luke Prokopec on Sept. 12, 2000 at Arizona when they became the first Australian-born teammates to pitch in the same game.

2001: Had three stints with the big-league club, pitching in 15 games, including one start...began season at Triple-A Las Vegas...lost his first decision at Las Vegas and then won four in a row...in six starts for the 51s from April 19-May 22, was 3-0 with a 1.22 ERA and 29 strikeouts in 37 innings...recalled from Las Vegas on June 12...June 29 at San Diego, pitched 1.1 scoreless innings in 7-5 Dodger triumph to earn his first big-league win since Sept. 30, 1999 at San Francisco...July 3 vs. San Francisco, hurled 3.0 shutout innings, allowing one hit, to notch the victory as Dodgers won, 4-3...July 8 vs. Seattle, made fourth Major League start, pitching a career-high 6.0 innings... July 13 at Oakland, pitched 3.1 innings, the longest relief outing of his career...optioned to Las Vegas Aug. 1...in four starts for Las Vegas from Aug. 3-18, was 2-1 with a 1.88 ERA...Aug. 13 vs. Sacramento, hurled complete-game five-hit shutout, striking out seven in 5-0 win...recalled from Las Vegas on Aug. 19...made one appearance before returning to Las Vegas when Kevin Brown was activated from the disabled list on Aug. 28...started for Las Vegas at Portland on Sept. 1 and yielded just two earned runs on six hits and a walk...recalled from Las Vegas on Sept. 4 and made two relief appearances in the season's final month...**2000:** Spent majority of the season on the disabled list after being placed on the 15-day DL on April 20 with a left wrist strain...was transferred to the 60-day disabled list on May

29...appeared in four big-league games in April, pitching 3.0 innings...activated from the disabled list on June 27 and optioned to Triple-A Albuquerque... recalled to Los Angeles on Sept. 11...appeared in three games in September, tossing 2.2 innings...pitched a season-high 1.2 scoreless innings on Sept. 12 at Arizona, relieving Luke Prokopec in his first Major League start...it was the first time that two Australian-born players have pitched in the same game for the same team in Major League history...at Albuquerque, posted a 4-3 record in 12 starts, spanning 63.1 innings...won three straight starts Aug. 6-18, pitching 18.1 innings over the three-game span... the second win in that stretch included a season-high 7.0 innings pitched on Aug. 12 at New Orleans...struck out a season-high six batters Aug. 26 in the first game of a doubleheader at Colorado Springs...had surgery Oct. 10 to release scarring around the ulnar nerve of his left wrist at the Kerlan-Jobe Clinic, performed by Dr. Norman Zemel...1999: Went 2-0 with 4.08 ERA in five games, including three starts, for the Dodgers in his first Major League season...contract was purchased by Los Angeles on Sept. 6 after solid season at Triple-A Albuquerque...posted a 2.45 ERA in four spring-training exhibition games, covering 7.1 innings... was 9-7 with four saves in 42 games (14 starts) for Albuquerque...compiled a 5-3 mark with four saves as a reliever in his first 28 appearances prior to being converted to a starter for his last 13 appearances of the Pacific Coast League season...was 5-1 with a save and 3.93 ERA in 12 relief appearances in May...struck out eight and scattered five hits to shut out Edmonton, 3-0 on Aug. 13...made Major League debut during a 10-3 loss to New York Mets on Sept. 12...walked first batter he faced (Robin Ventura) and allowed one run in ninth inning...inserted into starting rotation after Darren Dreifort's season-ending shoulder injury in mid-September...won first Major League start on Sept. 21 vs. San Francisco...limited Giants to one unearned run in 5.0 innings en route to 9-4 victory...didn't allow a runner to reach second base after Rich Aurilia's leadoff double in second inning...won the final game in the history of Candlestick/3Com Park in San Francisco on Sept. 30, allowing four runs on six hits in 5.0 innings en route to 9-4 victory...1998: Posted a combined 11-8 record in 28 starts at Albuquerque and Double-A San Antonio...was 3-0 with a 2.59 ERA in five starts for San Antonio before a mid-May promotion to Albuquerque...among Dodger minor leaguers, ranked second in starts and innings pitched (162.2), tied for second in wins and fourth in strikeouts (128)...1997: In his first professional season, combined for a 12-5 record and 3.55 ERA at Single-A San Bernardino and San Antonio...was second on San Bernardino staff with 10 victories...named California League Pitcher of the Week May 11-17...was the winning hurler in the California League All-Star Game.

PERSONAL: Jeffrey F. Williams...single...pitched for Australia in the 1996 Olympic Games in Atlanta, earning a win against silver-medalist Japan...signed by Jim Stoeckel and Mike Leuzinger.

JEFF WILLIAMS' CAREER PITCHING RECORD

Year	TEAM	W-L	ERA	G	GS	CG	SHO	SV	IP	H	R	ER	HR	HB	BB	SO	WP	BK
1997	San Bernardino	10-4	3.10	18	18	0	0	0	116.0	101	52	40	8	2	34	72	7	3
	San Antonio	2-1	5.40	5	5	0	0	0	28.1	30	17	17	2	0	7	14	3	1
1998	San Antonio	3-0	2.59	7	7	0	0	0	41.2	43	19	12	3	0	13	35	1	1
	Albuquerque	8-8	4.98	21	21	0	0	0	121.0	160	87	67	14	6	49	93	6	4
1999	Albuquerque	9-7	5.01	42	14	1	1	4	125.2	151	77	70	14	9	47	86	3	0
	LOS ANGELES	2-0	4.08	5	3	0	0	0	17.2	12	10	8	2	0	9	7	0	0
2000	LOS ANGELES	0-0	15.88	7	0	0	0	0	5.2	12	11	10	1	0	8	3	0	0
	Albuquerque	4-3	4.26	12	12	0	0	0	63.1	64	33	30	6	2	28	38	7	0
2001	Las Vegas	7-5	3.97	16	16	1	1	0	90.2	102	49	40	12	3	24	61	0	0
	LOS ANGELES	2-1	6.29	15	1	0	0	0	24.1	26	18	17	5	1	17	9	1	0
Major League Totals-3 years		4-1	6.61	27	4	0	0	0	47.2	50	39	35	8	1	34	19	1	0
Minor League Totals-5 years		43-28	4.28	121	93	2	2	4	586.2	652	333	276	59	22	202	399	27	9

JEFF WILLIAMS' CAREER PITCHING BREAKDOWN

2001						Career						2001						Career					
W-L	ERA	G	IP	ER	TEAM	W-L	ERA	G	IP	ER	TEAM	W-L	ERA	G	IP	ER	TEAM	W-L	ERA	G	IP	ER	
0-0-0	0.00	2	2.0	0	Arizona	0-0-0	0.00	3	3.2	0	Anaheim	0-0-0	0.00	1	2.2	0	0	0-0-0	0.00	1	2.2	0	0
0-0-0	8.11	1	1	4	Atlanta	0-0-0	8.11	1	1	4	Baltimore	-	-	-	-	-	-	-	-	-	-	-	-
-	-	-	-	-	Chicago	-	-	-	-	-	Boston	-	-	-	-	-	-	-	-	-	-	-	-
-	-	-	-	-	Cincinnati	0-0-0	20.26	2	1.1	3	Chicago	-	-	-	-	-	-	-	-	-	-	-	-
-	-	-	-	-	Colorado	0-0-0	36.00	2	1.0	4	Cleveland	-	-	-	-	-	-	-	-	-	-	-	-
-	-	-	-	-	Florida	-	-	-	-	-	Detroit	-	-	-	-	-	-	-	-	-	-	-	-
-	-	-	-	-	Houston	0-0-0	6.75	1	1.1	1	Kansas City	-	-	-	-	-	-	-	-	-	-	-	-
-	-	-	-	-	Los Angeles	-	-	-	-	-	Minnesota	-	-	-	-	-	-	-	-	-	-	-	-
0-0-0	9.00	1	1.0	1	Milwaukee	0-0-0	9.00	1	1.0	1	New York	-	-	-	-	-	-	-	-	-	-	-	-
-	-	-	-	-	Montreal	0-0-0	0.00	1	1.0	0	Oakland	0-0-0	5.40	1	3.1	2	0	0-0-0	5.40	1	3.1	2	0
-	-	-	-	-	New York	0-0-0	9.00	1	1.0	1	Seattle	0-1-0	9.0	1	6.0	6	6	0-1-0	9.00	1	6.0	6	6
-	-	-	-	-	Philadelphia	-	-	-	-	-	Tampa Bay	-	-	-	-	-	-	-	-	-	-	-	-
0-0-0	5.40	1	1.2	1	Pittsburgh	0-0-0	5.40	1	1.2	1	Texas	0-0-0	9.00	1	1.0	1	0	0-0-0	9.00	1	1.0	1	0
-	-	-	-	-	St. Louis	-	-	-	-	-	Toronto	-	-	-	-	-	-	-	-	-	-	-	-
1-0-0	5.40	4	3.1	2	San Diego	1-0-0	5.00	5	9.0	5	Home	2-1-0	6.30	16	30.0	21	0	2-1-0	6.30	16	30.0	21	0
1-0-0	0.00	2	3.0	0	San Francisco	3-0-0	4.05	5	13.1	6	Road	2-0-0	7.13	11	17.2	14	0	2-0-0	7.13	11	17.2	14	0
-	-	-	-	-	Mar/April	0-0-0	18.00	4	3.0	6	Day	1-1-0	9.87	5	17.1	19	0	1-1-0	9.87	5	17.1	19	0
-	-	-	-	-	May	-	-	-	-	-	Night	3-0-0	4.75	22	30.1	16	0	3-0-0	4.75	22	30.1	16	0
1-0-0	3.52	7	7.2	3	June	1-0-0	3.52	7	7.2	3	Grass	4-1-0	6.61	27	47.2	35	0	4-1-0	6.61	27	47.2	35	0
1-1-0	6.00	5	15.0	10	July	1-1-0	6.00	5	15.0	10	Turf	-	-	-	-	-	-	-	-	-	-	-	-
0-0-0	108.00	1	0.1	4	August	0-0-0	108.00	1	0.1	4	Pre-ASG	2-1-0	6.86	13	19.2	15	0	2-1-0	6.86	13	19.2	15	0
0-0-0	0.00	2	1.1	0	Sept/Oct	2-0-0	4.98	10	21.2	12	Post-ASG	2-0-0	6.43	14	28.0	20	0	2-0-0	6.43	14	28.0	20	0
-	-	-	-	-	-	-	-	-	-	-	Starter	2-1-0	5.40	4	21.2	13	0	2-1-0	5.40	4	21.2	13	0
-	-	-	-	-	-	-	-	-	-	-	Reliever	2-0-0	7.62	23	26.0	22	0	2-0-0	7.62	23	26.0	22	0

JEFF WILLIAMS' CAREER PITCHING BREAKDOWN BY BALLPARK

BALLPARK	W-L-S	ERA	G	IP	ER	BALLPARK	W-L-S	ERA	G	IP	ER
Bank One Ballpark	0-0-0	0.00	1	1.2	0	Comerica Park	-	-	-	-	-
Busch Stadium	-	-	-	-	-	Corniskey Park (new)	-	-	-	-	-
Cinergy Field/Riverfront Stadium	-	-	-	-	-	Edison Int'l Field/Anaheim	0-0-0	0.00	1	2.2	0
Coors Field	-	-	-	-	-	Fenway Park	-	-	-	-	-
Dodger Stadium	2-1-0	6.30	16	30.0	-	Jacobs Field	-	-	-	-	-
21	-	-	-	-	-	Kauffman/Royals Stadium	-	-	-	-	-
Enron Field	-	-	-	-	-	Metrodome	-	-	-	-	-
Miller Park	0-0-0	9.00	1	1.0	1	Network Assoc./Oak, Coliseum	0-0-0	5.40	1	3.1	2
Olympic Stadium	-	-	-	-	-	Oriole Park at Camden Yards	-	-	-	-	-
Pacific Bell Park	0-0-0	54.00	2	0.1	2	SAFECO Field	-	-	-	-	-
PNC Park	0-0-0	5.40	1	1.2	1	SkyDome	-	-	-	-	-
Pro Player Stadium	-	-	-	-	-	The Ballpark in Arlington	-	-	-	-	-
Qualcomm /Jack Murphy Stadium	1-0-0	0.00	2	1.2	0	Tropicana Field	-	-	-	-	-
Shea Stadium	-	-	-	-	-	Yankee Stadium	-	-	-	-	-
3Com/Candlestick Park	1-0-0	7.20	1	5.0	4						
Turner Field	0-0-0	108.0	1	0.1	4						
Veterans Stadium	-	-	-	-	-						
Wrigley Field	-	-	-	-	-						

JEFF WILLIAMS' CAREER FIELDING RECORD

Position	PCT	G	PO	A	E	TC	DP
Pitcher	1.000	27	5	8	0	13	2

JEFF WILLIAMS' CAREER BATTING RECORD

Year	TEAM	AVG	G	AB	R	H	2B	3B	HR	RBI	SH	SF	HP	BB	SO	SB	CS	E
1999	LOS ANGELES	.200	5	5	2	1	0	0	0	0	1	0	0	0	4	0	0	0
2000	LOS ANGELES	.000	0	0	0	0	0	0	0	0	0	0	0	0	0	0	0	0
2001	LOS ANGELES	.000	15	4	0	0	0	0	0	0	0	0	0	2	0	0	0	0
Major League Totals-3 years		.111	20	9	2	1	0	0	0	0	1	0	0	0	6	0	0	0

CAREER TRANSACTIONS

■ Signed as a non-drafted free agent by Los Angeles on July 3, 1996.

DISABLED LIST

■ April 20- June 27, 2000 (left wrist strain).

CAREER SINGLE-GAME BESTS

Low-Hit Complete Game:	None	Most Strikeouts:	4, Sept. 30, 1999 at SF
Most Innings Pitched - Starter:	6.0, July 8, 2001 vs. SEA	Most Walks:	3 (twice), last time: July 8, 2001 vs. SEA
Most Innings Pitched - Reliever:	3.1, July 13, 2001 at OAK	Longest Winning Streak:	2 games (twice), last time: June 29-July 3, 2001
		Longest Losing Streak:	1 game, July 8, 2001



KEVIN BEIRNE

63

RIGHT-HANDED PITCHER

Bats/Throws: Left/Right Height/Weight: 6-4/210
 Opening Day Age: 28 M.L. Service: 0.135
 Born: January 1, 1974 in Houston, TX
 Resides: The Woodlands, TX
 Acquired: Signed to a minor-league contract on December 3, 2001

CAREER SUMMARY: Originally signed by the Chicago White Sox in June 1995 after being drafted in the 11th round of the First-Year Player Draft...made Major League debut with White Sox on May 17, 2000 at Yankee Stadium...traded to Toronto in January 2001 in six-player deal which brought pitcher David Wells to Chicago.

2001: Made Toronto's opening day roster and pitched in three games before being sent to Triple-A Syracuse on April 9...while with Syracuse, pitched in 18 games and was 1-1 with a 1.82 ERA in 28.2 innings, striking out 17 and walking just three...missed middle three months of season with an injury...recalled by Blue Jays and made two relief appearances in the season's final week.

PERSONAL: Kevin Patrick Beirne (pronounced Burn)...attended Texas A&M University, where he pitched and played the outfield...also lettered twice as a wide receiver on the football team, making four starts and catching 13 passes for 139 yards...his father Jim played professional football for the Houston Oilers from 1968-76.

KEVIN BEIRNE'S CAREER PITCHING RECORD

YEAR TEAM	W-L	ERA	G	GS	CG	SHO	SV	IP	H	R	ER	HR	HB	BB	SO	WP	BK
1995 White Sox	0-0	2.45	2	0	0	0	2	3.2	2	2	1	0	1	1	3	0	0
Bristol	1-0	0.00	9	0	0	0	2	4.0	4	0	0	0	0	4	12	0	0
Hickory	0-0	4.50	3	0	0	0	0	4.0	7	2	2	0	0	0	4	0	0
1996 South Bend	4-11	4.15	26	25	1	0	0	145.1	153	85	67	5	9	60	110	12	3
1997 Winston-Salem	4-4	3.05	13	13	1	0	0	82.2	66	38	28	7	7	28	75	5	0
Birmingham	6-4	4.92	13	12	0	0	0	75.0	76	51	41	4	4	41	49	2	1
1998 Birmingham	13-9	3.44	26	26	2	1	0	167.1	142	77	64	12	6	87	153	4	2
Calgary	0-0	4.50	2	2	0	0	0	8.0	12	5	4	1	1	4	6	0	0
1999 Charlotte	5-5	5.42	20	20	0	0	0	113.0	134	75	68	14	2	36	63	12	0
2000 Charlotte	1-2	3.51	7	7	0	0	0	33.1	39	13	13	3	2	7	28	5	0
CHICAGO	1-3	6.70	29	1	0	0	0	49.2	50	41	37	9	4	20	41	1	0
2001 TORONTO	0-0	12.86	5	0	0	0	0	7.0	13	10	10	1	0	6	5	0	0
Syracuse	1-1	1.57	18	0	0	0	0	28.2	24	6	5	2	2	3	17	0	0
Auburn	0-0	5.40	2	2	0	0	0	3.1	6	2	2	0	0	1	2	0	0
Major League Totals - 2 years	1-3	7.46	34	1	0	0	0	56.2	63	51	47	10	4	26	46	1	0
Minor League Totals - 7 years	35-36	3.94	141	107	4	1	4	673.1	665	356	295	48	34	272	522	40	6



RICKY BONES

58

RIGHT-HANDED PITCHER

Bats/Throws: Right/Right Height/Weight: 6-0/202
 Opening Day Age: 32 M.L. Service: 9.092
 Born: April 7, 1969 in Salinas, PR
 Resides: Guayama, PR
 Acquired: Signed to a minor-league contract on January 16, 2002

CAREER SUMMARY: Has pitched for eight different clubs during an 11-year Major League career...originally signed by San Diego as an undrafted free agent in 1986 and made big-league debut with the Padres in 1991...has also pitched for Milwaukee (1992-96), the New York Yankees (1996), Cincinnati (1997), Kansas City (1997-98), Baltimore (1999) and Florida (2000-01)...named to 1994 American League All-Star team...has a career minor league record of 65-37.

2001: Pitched the entire season for the Florida Marlins, appearing in a career-high 61 games, all in relief...stranded a team-leading 25 inherited runners out of 38...posted a 0.79 ERA in May, allowing one earned run on seven hits in 11.1 innings pitched over 10 games...went 1-1 with a 1.17 ERA in July, yielding one run on seven hits in 10 games, covering 7.2 innings...did not allow a home run over his first 43 games...threw 12.2 consecutive scoreless innings in 12 games from July 14-Aug. 10.

PERSONAL: Ricardo Bones...(pronounced BO-ness)...wife's name is Wanda...has two daughters, Britny and Witney, and a son, Ricardo...signed by Jose Garcia (Padres)...graduate of Guayama (PR) High School.

RICKY BONES' CAREER PITCHING RECORD

YEAR TEAM	W-L	ERA	G	GS	CG	SHO	SV	IP	H	R	ER	HR	HB	BB	SO	WP	BK	
1986	Spokane	1-3	5.59	18	9	0	0	58.0	63	44	36	3	1	29	46	7	2	
1987	Charleston	12-5	3.65	26	26	4	1	170.1	183	81	69	9	6	45	130	5	2	
1988	Riverside	15-6	3.64	25	25	5	2	175.1	162	80	71	11	4	64	129	14	5	
1989	Wichita	10-9	5.74	24	24	2	0	136.1	162	103	87	22	2	47	88	7	3	
1990	Wichita	6-4	3.48	21	21	2	1	137.0	138	66	53	15	5	45	96	6	4	
	Las Vegas	2-1	3.47	5	5	0	0	36.1	45	17	14	2	1	10	25	1	0	
1991	Las Vegas	8-6	4.22	23	23	1	0	136.1	155	90	64	10	4	43	95	6	3	
	SAN DIEGO	4-6	4.83	11	11	0	0	54.0	57	33	29	3	0	18	31	4	0	
1992	MILWAUKEE	9-10	4.57	31	28	0	0	163.1	169	90	83	27	9	48	65	3	2	
1993	MILWAUKEE	11-11	4.86	32	31	3	0	203.2	222	122	110	28	8	63	63	6	1	
1994	MILWAUKEE	10-9	3.43	24	24	4	1	170.2	166	76	65	17	3	45	57	8	0	
1995	MILWAUKEE	10-12	4.63	32	31	3	0	200.1	218	108	103	26	4	83	77	5	2	
1996	MILWAUKEE	7-14	5.83	32	23	0	0	145.0	170	104	94	28	9	62	59	2	0	
	NEW YORK (AL)	0-0	14.14	4	1	0	0	7.0	14	11	11	2	1	6	4	0	0	
1997	CINCINNATI	0-1	10.19	9	2	0	0	17.2	31	22	20	2	2	11	8	0	0	
	Tucson	5-0	2.79	8	7	0	0	42.0	40	18	13	2	3	8	22	0	1	
	KANSAS CITY	4-7	5.97	21	11	1	0	78.1	102	59	52	10	5	25	36	1	0	
1998	Salt Lake	5-1	3.42	8	8	0	0	47.1	41	20	18	5	3	19	41	1	0	
	Omaha	1-2	8.59	3	3	0	0	14.2	19	16	14	5	0	10	8	1	0	
	KANSAS CITY	2-2	3.04	32	0	0	0	1	53.1	49	18	18	4	1	24	38	2	0
1999	BALTIMORE	0-3	5.98	30	2	0	0	43.2	59	29	29	7	2	19	26	3	0	
2000	FLORIDA	2-3	4.54	56	0	0	0	77.1	94	43	39	6	3	27	59	2	1	
2001	FLORIDA	4-4	5.06	61	0	0	0	64.0	71	39	36	7	3	33	41	0	0	
Major League Totals--11 years		63-82	4.85	375	164	11	1	1278.1	1422	754	689	167	50	464	564	36	6	
Minor League Totals--8 years		65-37	4.14	161	151	14	4	953.2	1008	535	439	84	29	320	680	48	20	

BONES/BRANSON



JEFF BRANSON

?

INFIELDER

Bats/Throws: Left/Right **Height/Weight:** 6-0/180
Opening Day Age: 35 **M.L. Service:** 7.008
Born: January 26, 1967 in Waynesboro, MS
Resides: Union, KY
Acquired: Signed a minor-league contract on January 14, 2002

CAREER SUMMARY: The versatile infielder is a veteran of nine Major League seasons, including parts of the past two campaigns with the Dodgers...has also played in the big leagues with Cincinnati (1992-97) and Cleveland (1997-99)...played in career-high 129 games for Reds in 1996.

2001: Batted .286 (6-for-21) over two separate stints with the Dodgers...in three games as a starter (all at second base) hit .308 (4-for-13)...recalled from Triple-A Las Vegas on Sept. 4...was batting .273 (79-for-289) with 18 doubles, four home runs and 20 RBI in 96 games for the 51s...after being recalled on June 12, appeared in six games with the Dodgers (optioned back to Triple-A Las Vegas on June 28), batted .364 (4-for-11) with two runs scored...granted his free agency Oct. 17.

PERSONAL: Jeffery Glenn Branson...he and his wife, Chastity, have three children, Cameron, Shelton and Maclai...graduate of Southern Choctaw (AL) High School, where he played baseball, basketball and football...attended Livingston University (AL) and made the Converse Division II All-American team in 1988...member of the 1988 United States baseball team, which won the gold medal in the Olympic Games in Seoul, Korea...signed by Reds scout Julian Mack.

JEFF BRANSON'S CAREER BATTING RECORD

YEAR	TEAM	AVG	G	AB	R	H	2B	3B	HR	RBI	SH	SF	HP	BB	SO	SB	CS	E
1989	Cedar Rapids	.281	127	469	70	132	28	1	10	68	4	4	2	41	90	5	6	33
1990	Chattanooga	.210	63	233	19	49	9	1	2	29	1	2	0	13	48	3	1	13
	Cedar Rapids	.251	62	239	37	60	13	4	6	24	0	2	0	24	44	11	3	7
1991	Chattanooga	.263	88	304	35	80	13	3	2	28	2	5	1	31	51	3	7	12
	Nashville	.241	43	145	10	35	4	1	0	11	1	0	0	8	31	5	4	8
1992	CINCINNATI	.296	72	115	12	34	7	1	0	15	2	1	0	5	16	0	1	7
	Nashville	.325	36	123	18	40	6	3	4	12	1	0	0	9	19	0	3	5
1993	CINCINNATI	.241	125	381	40	92	15	1	3	22	8	4	0	19	73	4	1	11
1994	CINCINNATI	.284	58	109	18	31	4	1	6	16	2	0	0	5	16	0	0	1
1995	CINCINNATI	.260	122	331	43	86	18	2	12	45	1	6	2	44	69	2	1	9
1996	CINCINNATI	.244	129	311	34	76	16	4	9	37	7	3	1	31	67	2	0	14
1997	CINCINNATI	.153	65	98	9	15	3	1	1	5	1	0	0	7	23	1	0	4
	Indianapolis	.211	15	57	7	12	3	0	1	4	1	0	0	6	10	0	0	1
	CLEVELAND	.264	29	72	5	19	4	0	2	7	0	2	1	7	17	0	2	1
1998	CLEVELAND	.200	63	100	6	20	4	1	1	9	1	1	0	3	21	0	1	5
	Buffalo#	.261	12	46	5	12	4	1	0	2	0	0	0	5	9	0	0	0
1999	Indianapolis	.253	124	430	57	109	18	2	7	56	1	2	1	46	86	2	2	15
2000	LOS ANGELES	.235	18	17	3	4	1	0	0	0	0	0	0	1	6	0	0	1
	Albuquerque	.289	108	332	45	96	23	2	5	41	2	4	0	27	71	6	4	8
2001	LOS ANGELES	.286	13	21	3	6	0	0	0	0	0	0	0	0	4	0	0	1
	Las Vegas	.273	96	289	28	79	18	0	4	20	3	3	2	26	71	3	2	9
Major League Totals-9 years.		.246	694	1555	173	383	72	11	34	156	22	17	4	122	312	9	5	53
Dodger Totals-2 years		.263	31	38	6	10	1	0	0	0	0	0	0	1	10	0	0	2
Minor League Totals-7 years		.264	774	2667	331	704	139	18	41	295	16	22	6	236	530	38	32	111

Minor League Rehabilitation Assignment



BRYAN COREY

61

RIGHT-HANDED PITCHER

Bats/Throws: Right/Right
 Opening Day Age: 28
 Born: October 21, 1973 in Thousand Oaks, CA
 Resides: Phoenix, AZ
 Acquired: Signed to a minor-league contract on January 7, 2002

Height/Weight: 6-10/170
 M.L. Service: 0.015

CAREER SUMMARY: Has pitched in three Major League games, all with Arizona in 1998 after being selected by the Diamondbacks from Detroit in the November 1997 expansion draft...originally drafted as a shortstop in 12th round by the Tigers in June 1993...converted to a pitcher in 1995...returned to Detroit organization after being claimed off waivers from Arizona in December 1998...pitched in Triple-A for three different organizations over past the three seasons (1999-Detroit, 2000-Oakland, 2001-San Diego)...led Single-A South Atlantic League with 34 saves for Fayetteville in 1996

2001: Spent the entire season pitching for Triple-A Portland in the San Diego Padres organization...appearing in 47 games, compiled an 8-7 record with six saves...during August, went 3-1 and earned five of his six saves.

PERSONAL: Bryan Scott Corey...married to Christine...earned second team all-conference honors as a shortstop at Pierce Junior College (CA)...is a 1991 graduate of Thousand Oaks High School (CA).

BRYAN COREY'S CAREER PITCHING RECORD

YEAR	TEAM	W-L	ERA	G	GS	CG	SHO	SV	IP	H	R	ER	HR	HB	BB	SO	WP	BK
1995	Jamestown	2-2	3.86	29	0	0	0	10	28.0	21	14	12	2	1	12	41	4	0
1996	Fayetteville	6-4	1.21	60	0	0	0	34	82.0	50	19	11	2	2	17	101	6	2
1997	Jacksonville	3-8	4.76	52	0	0	0	9	68.0	74	42	36	8	1	21	37	4	0
1998	Tucson	4-6	5.44	39	10	0	0	2	87.2	116	61	53	14	6	24	50	2	2
	ARIZONA	0-0	9.00	3	0	0	0	0	4.0	6	4	4	1	1	2	1	0	0
1999	Toledo	5-2	2.86	48	0	0	0	2	69.1	63	27	22	6	2	34	36	2	1
2000	Sacramento	8-3	4.24	47	6	0	0	4	85.0	88	43	40	11	3	29	55	2	1
2001	Portland	8-7	4.67	47	12	0	0	6	106.0	124	55	55	12	3	31	66	1	1
Major League Totals-1 year		0-0	9.00	3	0	0	0	0	4.0	6	4	4	1	1	2	1	0	0
Minor League Totals-7 years		36-32	3.92	322	28	0	0	67	526.0	536	261	229	55	18	168	386	21	7



ANGELO ENCARNACION 68

CATCHER

Bats/Throws: Right/Right Height/Weight: 5-9/190
 Opening Day Age: 28 M.L. Service: 1.147
 Born: April 19, 1973 in Santo Domingo, D.R.
 Resides: Santo Domingo, D.R.
 Acquired: Signed to a minor-league contract on December 4, 2001

CAREER SUMMARY: Has played in parts of three Major League seasons with Pittsburgh (1995-96) and Anaheim (1997)...has also caught for the Cleveland, Chicago Cubs and Boston organizations as well as playing for independent league Newark (2000)...signed as a non-drafted free agent by the Pirates in June 1990... in 1996, while with Triple-A Calgary, was named to the Pacific Coast League postseason all-star team and also played in the midseason Triple-A All-Star Game.

2001: Playing in 47 games with Triple-A Pawtucket of the Boston Red Sox organization, batted .265 in 155 at-bats...in May, hit .333 with 11 hits in 33 at-bats...July 19 at Buffalo, went 4-for-6 with two RBI.

PERSONAL: Angelo Benjamin Encarnacion...married to Cecilia...has three children, Jordan, Michael and Angelo Jr...graduate of Francisco U. Espallat College High School...cousin of former Major Leaguer Luis Encarnacion, who pitched for Kansas City in 1990.

ANGELO ENCARNACION'S CAREER BATTING RECORD

YEAR TEAM	AVG	G	AB	R	H	2B	3B	HR	RBI	SH	SF	HB	BB	SO	SB	CS	E
1990 DSL Pirates	.333	30	96	18	32	2	0	0	19	1	3	1	6	5	8	2	-
1991 Welland	.254	50	181	21	46	3	2	0	15	0	0	1	5	27	4	3	18
1992 Augusta	.255	94	314	39	80	14	3	1	29	4	2	1	25	37	2	4	22
1993 Salem	.256	70	238	20	61	12	1	3	24	0	1	0	13	27	1	4	21
Buffalo	.333	3	9	1	3	0	0	0	2	0	0	0	0	0	0	0	0
1994 Carolina	.291	67	227	26	66	17	0	3	32	0	4	2	11	28	2	2	15
1995 Calgary	.250	21	80	8	20	3	0	1	6	0	0	0	1	12	1	0	2
PITTSBURGH	.226	58	159	18	36	7	2	2	10	3	0	0	13	28	1	1	7
1996 Calgary	.319	75	263	38	84	18	0	4	31	0	2	3	10	19	6	2	4
PITTSBURGH	.318	7	22	3	7	2	0	0	1	0	0	0	0	5	0	0	2
1997 Las Vegas	.245	79	253	27	62	12	1	3	23	1	0	1	15	32	1	5	9
ANAHEIM	.412	11	17	2	7	1	0	1	4	0	0	0	0	1	2	0	3
1998 Vancouver#	.240	8	25	3	6	2	0	0	2	0	0	0	0	2	0	1	1
Midland#	.215	28	93	9	20	1	0	2	7	2	0	1	8	11	0	0	5
1999 Akron	.213	34	127	9	27	7	0	1	21	1	0	0	6	19	1	1	5
West Tenn	.257	30	101	11	26	6	1	1	10	0	0	1	4	12	2	0	2
2000 Iowa	.250	10	24	2	6	1	0	0	1	0	0	0	1	3	0	0	1
Newark	.271	30	107	15	29	6	0	1	7	1	0	0	6	13	2	2	8
Pawtucket	.305	19	59	7	18	4	0	0	3	2	0	0	4	4	0	0	2
2001 Pawtucket	.265	47	155	16	41	5	1	1	11	2	0	1	8	17	1	0	2
GCL Red Sox #	.200	3	5	1	1	1	0	0	0	0	0	0	2	0	1	0	2
Major League Totals-3 years.	.253	76	198	23	50	10	2	3	15	3	0	0	13	34	3	1	12
Minor League Totals-12 years	.266	698	2357	271	628	114	9	21	243	14	12	12	125	268	32	26	51

Minor League Rehabilitation Assignment



ROBERT ELLIS 51

RIGHT-HANDED PITCHER

Bats/Throws: Right/Right Height/Weight: 6-5/220
 Opening Day Age: 31 M.L. Service: 1.023
 Born: December 15, 1970 in Baton Rouge, LA
 Resides: Carthage, TX
 Acquired: Signed to a minor-league contract on January 14, 2002

CAREER SUMMARY: Has pitched in two Major League seasons, 1996 with the California Angels (three games) and 2001 with the Arizona Diamondbacks...originally signed by the Chicago White Sox after being drafted in the third round of the June 1990 First-Year Player Draft...traded to the Angels in July 1996...has also pitched in Milwaukee, Houston and Toronto organizations as well as the Mexican League.

ENCARNACION/ELLIS

2001: Was a non-roster invitee by Arizona to spring training...began the year with Triple-A Tucson of the Arizona Diamondbacks organization and appeared in two games before being recalled by Arizona, where he spent the remainder of his rookie season...pitched in 19 games (17 starts) for the World Champion Diamondbacks and finished with a 6-5 record in 92.0 innings...won first three starts of his career, including April 16 at St. Louis when he recorded his first Major League win, hurling 6.0 innings and giving up one just run in a 2-1 triumph...after 3-0 start, lost five straight decisions, before posting another three-game winning streak...June 16 vs. Detroit, notched the win by tossing 6.0 innings and giving up just one run on three hits with five strikeouts...placed on disabled list with a right shin contusion July 20...making his third rehab start for Tucson on Aug. 15, pitched 5.0 shutout innings vs. Las Vegas before breaking the radius bone in his left arm...finally returned to action on Sept. 25 and made two relief appearances down the stretch for Arizona.

PERSONAL: Robert Randolph Ellis...graduate of Belaire High School (Baton Rouge, LA)...attended Panola Junior College (TX).

ROBERT ELLIS' CAREER PITCHING RECORD

YEAR TEAM	W-L	ERA	G	GS	CGSHO	SV	IP	H	R	ER	HR	HB	BB	SO	WP	BK	
1991 Utica	3-9	4.62	15	15	1	1	0	87.2	86	66	45	4	6	61	66	13	0
1992 South Bend	6-5	2.34	18	18	1	1	0	123.0	90	46	32	3	4	35	97	7	2
GCL White Sox	1-0	10.80	1	1	0	0	0	5.0	10	6	6	0	0	1	4	0	0
1993 Sarasota	7-8	2.51	15	15	8	2	0	104.0	81	37	29	3	3	31	79	6	1
Birmingham	6-3	3.10	12	12	2	1	0	81.1	68	33	28	2	4	21	77	6	0
1994 Nashville	4-10	6.09	19	19	1	0	0	105.0	126	77	71	19	2	55	76	1	4
1995 Nashville	1-1	2.18	4	4	0	0	0	20.2	16	7	5	2	1	10	9	1	0
1996 Nashville	3-8	6.01	19	13	1	0	0	70.1	78	49	47	6	7	45	35	8	0
Birmingham	0-1	11.05	2	2	0	0	0	7.1	6	9	9	1	1	8	8	1	0
Vancouver	2-3	3.25	7	7	1	0	0	44.1	30	19	16	2	0	28	29	5	0
CALIFORNIA	0-0	0.00	3	0	0	0	0	5.0	0	0	0	0	0	4	5	1	0
1997 Vancouver	9-10	5.92	29	23	3	0	0	149.0	185	108	98	15	7	83	70	15	1
1998 Louisville	10-10	5.63	30	28	0	0	0	150.1	171	103	94	21	8	78	79	13	0
1999 New Orleans	7-12	5.43	27	27	1	0	0	155.2	176	106	94	20	5	51	105	11	2
2000 Syracuse	1-1	4.50	16	0	0	0	2	18.0	17	10	9	2	2	15	18	3	1
Monterrey	8-5	3.51	15	14	3	0	0	92.1	78	39	36	8	2	32	70	6	1
2001 Tucson	1-1	3.08	5	5	0	0	0	26.1	25	12	9	2	1	5	13	0	1
ARIZONA	6-5	5.77	19	17	0	0	0	92.0	106	61	59	12	4	34	41	3	2
Major League Totals-2 years	6-5	5.47	22	17	0	0	0	97.0	106	61	59	12	4	38	46	4	2
Minor League Totals-11 years	69-87	4.56	234	203	22	5	2	1240.1	1243	727	628	110	53	559	835	96	13



LINDSAY GULIN

65

LEFT-HANDED PITCHER

Bats/Throws: Left/Left **Height/Weight:** 6-3/175
Opening Day Age: 25 **M.L. Service:** 0.000
Born: November 22, 1976 in Southampton, NY
Resides: Issaquah, WA
Acquired: Signed as a free agent on December 14, 2000

CAREER SUMMARY: Has pitched for four different big-league organizations in seven minor-league seasons as well as for St. Paul in the independent Northern League in 1999...signed as a six-year free agent by the Dodgers prior to the 2001 campaign...originally drafted in the 16th round and signed by the New York Mets in June of 1995...has compiled a 59-28 career minor league record, including 11-2 for Daytona in 2000, when he earned Florida State League all-star accolades...was also 5-2 for Double-A West Tennessee in 2000 to finish the season with a combined 16 wins, putting together a 14-game winning streak at one point...while with Double-A Capital City in 1997, pitched a seven-inning 3-0 no-hitter over Columbus.

2001: Helped Dodgers' Double-A affiliate Jacksonville win the Southern League co-championship...appeared in 26 games (21 starts) for the Suns and compiled a 7-5 record with a 2.64 ERA in 162.1 IP...struck out 111 batters and walked only 46...during August, was 3-0 with a 0.93 ERA (three earned runs in 29.0 innings) in five starts, including a complete-game, four-hit, 2-0 shutout on Aug. 26 vs. Orlando in which he walked none and struck out six...honored as Southern League Pitcher of the Week for Aug. 24-30 based on that shutout.

Personal: Lindsay Tyson Gulin ...originally signed by New York Mets scout Jim Reeves.

LINDSAY GULIN'S CAREER PITCHING RECORD

YEAR TEAM	W-L	ERA	G	GS	CG	SHO	SV	IP	H	R	ER	HR	HB	BB	SO	WP	BK
1995 Mets	6-0	1.71	10	4	0	0	0	47.1	36	11	9	4	1	13	48	2	2
Pittsfield	1-0	3.86	1	1	0	0	0	7.0	4	4	3	1	0	3	3	1	1
1996 Columbia	7-7	2.64	19	19	1	0	0	122.1	88	40	33	6	6	57	134	5	6
1997 St. Lucie	0-3	9.23	9	6	0	0	0	26.1	36	31	27	2	1	21	11	6	1
Columbia	8-1	2.91	17	15	1	1	0	99.0	77	37	32	2	5	60	118	9	1
1998 St. Lucie	1-1	2.33	6	4	0	0	0	27.0	16	9	7	2	1	11	19	1	0
Lancaster	2-2	5.84	9	3	0	0	0	24.2	32	17	16	3	1	15	18	1	2
Wisconsin	1-3	3.72	13	8	0	0	1	48.1	47	24	20	5	3	20	51	6	0
1999 St. Paul	8-2	3.18	16	16	0	0	0	102.0	83	41	36	8	5	46	83	6	6
Daytona	2-0	0.00	3	1	0	0	0	13.2	7	0	0	0	0	7	19	0	0
2000 Daytona	11-2	2.46	19	17	0	0	0	109.2	93	34	30	8	3	43	97	5	3
West Tenn	5-2	4.99	9	9	1	1	0	52.1	49	33	29	4	4	30	54	4	2
2001 Jacksonville	7-5	2.64	26	21	1	1	0	126.1	128	46	37	10	6	46	111	0	2
Minor League Totals-7 years	59-28	3.15	157	124	4	3	1	796.0	696	327	279	55	36	372	766	46	26



MIKE JOHNSON

67

RIGHT-HANDED PITCHER

Bats/Throws: Left/Right **Height/Weight:** 6-2/180
Opening Day Age: 26 **M.L. Service:** 2.000
Born: October 3, 1975 in Edmonton, Alberta, Canada
Resides: Jupiter, FL
Acquired: Signed to a minor-league contract on December 31, 2001

CAREER SUMMARY: The Canada native has pitched in the Major Leagues in parts of the past five seasons with Baltimore (1997) and Montreal (1997-2001)...originally drafted (17th round) and signed by Toronto in June 1993...selected by Orioles in 1996 Rule V draft...made Major League debut with Orioles in 1997...traded to Expos later that season.

2001: Started the campaign with the Montreal Expos, appearing in 10 games with 10 strikeouts in 11.1 innings...sent to Triple-A Ottawa and pitched in two games before being traded to Texas...assigned to Triple-A Oklahoma, where he was 3-5 with a pair of saves in 23 games, including eight starts...in 88.1 innings, struck out 67 and walked just 22.

PERSONAL: Michael Keith Johnson...married to Kelly...graduated from Salisbury Composite High School in Sherwood Park, Edmonton, Alberta, Canada.

MIKE JOHNSON'S CAREER PITCHING RECORD

YEAR TEAM	W-L	ERA	G	GS	CG	SHO	SV	IP	H	R	ER	HR	HB	BB	SO	WP	BK
1993 Blue Jays	0-2	4.87	16	1	0	0	1	44.1	51	40	24	4	2	22	31	4	2
1994 Medicine Hat	1-3	4.46	9	9	0	0	0	36.1	48	31	18	2	1	22	8	8	1
1995 Blue Jays	0-2	7.20	3	3	0	0	0	15.0	20	15	12	1	3	8	13	7	0
Medicine Hat	4-1	3.86	19	0	0	0	3	49.0	46	26	21	2	0	25	32	6	0
1996 Hagerstown	11-8	3.15	29	23	5	3	0	162.2	157	74	57	6	8	39	155	12	1
1997 BALTIMORE	0-1	7.94	14	5	0	0	2	39.2	52	36	35	12	1	16	29	1	0
MONTREAL	2-5	5.94	11	11	0	0	0	50.0	54	34	33	8	0	21	28	4	0
1998 Harrisburg	3-2	6.95	7	7	0	0	0	33.2	35	27	26	9	2	10	38	4	0
MONTREAL	2-5	5.94	11	11	0	0	0	50.0	54	34	33	8	0	21	28	4	0
Ottawa	4-9	4.29	18	18	1	0	0	109.0	105	63	52	20	8	38	88	4	1
1999 Ottawa	6-12	5.38	28	27	0	0	0	147.1	174	105	88	24	7	63	120	7	0
MONTREAL	0-0	8.64	3	1	0	0	0	8.1	12	8	8	2	0	7	6	2	0
2000 Ottawa	2-0	2.10	5	5	0	0	0	30.0	14	8	7	3	3	14	27	1	0
MONTREAL	5-6	6.39	41	13	0	0	0	101.1	107	73	72	18	9	53	70	8	0
2001 MONTREAL	0-0	4.76	10	0	0	0	0	11.1	13	6	6	3	2	4	10	2	0
Ottawa	2-0	4.50	2	2	0	0	0	10.0	7	5	5	1	0	3	8	2	0
Oklahoma	3-5	4.58	23	8	1	0	2	88.1	101	48	45	12	3	22	67	3	0
Major League Totals-5 years	7-14	6.85	81	32	0	2	218.0	254	169	166	47	13	103	147	17	0	
Minor League Totals-8 years	36-44	4.40	159	103	7	3	6	725.2	758	442	355	84	37	266	587	58	5



ROBERTO KELLY

59

OUTFIELDER

Bats/Throws: Right/Right **Height/Weight:** 6-2/202
Opening Day Age: 37 **M.L. Service:** 13.019
Born: October 1, 1964 in Panama City, Panama
Resides: Estafeta Panama, Panama
Acquired: Signed to a minor-league contract on January 8, 2002

CAREER SUMMARY: In 14 Major League seasons, the Panama native has played for eight different clubs, including the Dodgers in 1995 after being acquired from Montreal...hit .279 with 48 RBI in 112 games for the Dodgers...has compiled a .290 batting average with 1,390 hits in 1,337 career games...originally signed by the New York Yankees as a free agent in 1982 and made Major League debut with the Yanks in 1987...has also played for Cincinnati, Atlanta, Minnesota, Seattle and Texas... named to American League All-Star team in 1992 and National League All-Star team in 1993...delivered two-run double in 1992 Midsummer Classic.

2001: Spent the entire season with Triple-A Colorado Springs of the Colorado Rockies organization, recovering from a surgically repaired right elbow...in 63 games, batted .288 with 12 home runs and 48 RBI while scoring 32 runs...June 19 at Tucson, went 4-for-6 with a run scored...July 14 vs. Omaha, slugged two home runs and knocked in five runs.

PERSONAL: Roberto Conrado Kelly...married to Jessica...has four children, daughter Charlena and sons Roberto Jose, Roberto Bryan and Xaver Maurice...attended Jose Delores Mascote College in Panama...in spring of 1995, was traded by Braves to Expos for current Dodger Marquis Grissom...while in left field for the Dodgers, caught final out of Ramon Martinez' no-hitter on July 14, 1995.

ROBERTO KELLY'S CAREER BATTING RECORD

YEAR TEAM	AVG	G	AB	R	H	2B	3B	HR	RBI	SH	SF	HB	BB	SO	SB	CS	E
1982 Bradenton	.198	31	86	13	17	1	1	1	18	0	0	0	10	18	3	2	-
1983 Greensboro	.265	20	49	6	13	0	0	0	3	0	0	0	3	5	3	0	-
Oneonta	.216	48	167	17	36	1	2	2	17	0	0	0	12	20	12	0	-
1984 Greensboro	.238	111	361	68	86	13	2	1	26	1	3	1	57	49	42	10	4
1985 Ft. Lauderdale	.247	114	417	86	103	4	13	3	38	3	6	3	58	70	14	6	1
1986 Albany	.291	86	299	42	87	11	4	2	43	1	5	0	29	63	10	5	7
1987 Columbus	.278	118	471	77	131	19	8	13	62	1	8	3	33	116	51	10	10
NEW YORK (AL)	.269	23	52	12	14	3	0	1	7	1	1	0	5	15	9	3	2
1988 NEW YORK (AL)	.247	38	77	9	19	4	1	1	7	3	1	0	3	15	5	2	1
Columbus	.333	30	120	25	40	8	1	3	16	1	0	1	6	29	11	3	0
1989 NEW YORK (AL)	.302	137	441	65	133	18	3	9	48	8	0	6	41	89	35	12	6
1990 NEW YORK (AL)	.285	162	641	85	183	32	4	15	61	4	4	4	33	148	42	17	5
1991 NEW YORK (AL)	.267	126	486	68	130	22	2	20	69	2	5	5	45	77	32	9	4
1992 NEW YORK (AL)	.272	152	580	81	158	31	2	10	66	1	6	4	41	96	28	5	7
1993 CINCINNATI	.319	78	320	44	102	17	3	9	35	0	3	2	17	43	21	5	1
1994 CINCINNATI	.302	47	179	29	54	8	0	3	21	0	1	3	11	35	9	8	1
ATLANTA	.286	63	255	44	73	15	3	6	24	0	2	0	24	36	10	3	2
1995 MONTREAL	.274	24	95	11	26	4	0	1	9	0	0	2	7	14	4	3	0
LOS ANGELES	.279	112	409	47	114	19	2	6	48	0	7	4	15	65	15	7	6
1996 MINNESOTA	.323	98	322	41	104	17	4	6	47	0	5	7	23	53	10	2	2
1997 Ft. Myers	.364	4	11	2	4	0	0	1	3	0	0	0	4	1	0	0	0
MINNESOTA	.287	75	247	39	71	19	2	5	37	1	2	2	17	50	7	4	0
SEATTLE	.298	30	121	19	36	7	0	7	22	1	1	1	5	17	2	1	0
1998 TEXAS	.323	75	257	48	83	7	3	16	46	1	1	3	8	46	0	2	4
1999 TEXAS	.300	87	290	41	87	17	1	8	37	0	2	5	21	57	6	1	3
2000 NEW YORK (AL)	.120	10	25	4	3	1	0	1	1	0	0	1	1	6	0	0	0
2001 Colorado Springs	.288	63	212	32	61	10	0	12	48	0	5	4	18	48	1	2	0
Major League Totals-14 years	.290	1337	4797	687	1390	241	30	124	585	22	41	49	317	862	235	84	44
Dodger Totals-1 Year	.279	112	409	47	114	19	2	6	48	0	7	4	15	65	15	7	6
Minor League Totals-9 years	.264	625	2193	368	578	67	31	38	274	7	27	12	230	419	182	44	28

KELLY



MIKE KINKADE

74

CATCHER/OUTFIELDER

Bats/Throws: Right/Right Height/Weight: 6-1/210
 Opening Day Age: 28 M.L. Service: 1.126
 Born: May 6, 1973 in Livonia, MI
 Resides: Pullman, WA
 Acquired: Signed to a minor-league contract on January 10, 2002

CAREER SUMMARY: The versatile performer has played catcher, first base, third base and the outfield, while also serving as a designated hitter, during the past four Major League seasons...originally signed as a ninth-round draft pick by Milwaukee in June 1995...made big-league debut with New York Mets in 1998...traded to Baltimore in 2000...while with Double-A El Paso in 1997, was honored as Texas League Player of the Year after winning the batting crown with a .385 mark that led all of minor league baseball...also led league in hits (180), runs scored (112), RBI (109) and on-base percentage (.455)...in 2000, led all Double-A hitters with a combined .358 average for Binghamton and Bowie.

2001: Played entire season for the Baltimore Orioles, appearing in 61 games and hitting .275 with 44 hits in 160 at-bats...played catcher, first base, third base, left field and right field and also saw action as a designated hitter and pinch-hitter...batted .314 (32-for-102) with four home runs during night games.

PERSONAL: Michael A. Kinkade...married to Michelle and has a son Kameron ...in the fall of 2000, played on Tommy Lasorda's United States team, which captured the gold medal in the Olympic Games in Sydney, Australia...started at third base in the gold-medal contest against Cuba...graduated from Tigard High School (OR) in 1991...was All-State in baseball and football...played baseball at Washington State University...originally signed by Dick Foster (Milwaukee Brewers).

MIKE KINKADE'S CAREER BATTING RECORD

YEAR TEAM	AVG	G	AB	R	H	2B	3B	HR	RBI	SH	SF	HB	BB	SO	SB	CS	E
1995 Helena	.353	69	266	76	94	19	1	4	39	0	6	10	43	38	26	9	10
1996 Beloit	.304	135	496	104	151	33	4	15	100	3	6	32	46	68	23	12	39
1997 El Paso	.385	125	468	112	180	35	12	12	109	1	6	13	52	66	17	4	60
1998 Louisville	.309	80	291	57	90	24	6	7	46	1	2	6	36	52	10	2	15
Norfolk	.280	30	125	12	35	5	0	1	18	1	2	5	3	24	6	1	5
NEW YORK (NL)	.000	3	2	2	0	0	0	0	0	0	0	0	0	0	0	0	0
1999 NEW YORK (NL)	.196	28	46	3	9	2	1	2	6	0	0	2	3	9	1	0	0
Norfolk	.308	84	312	53	96	20	2	7	49	0	2	5	21	31	7	1	10
2000 Binghamton	.366	90	317	66	116	24	3	10	67	0	3	9	35	39	18	7	9
Bowie	.259	8	27	4	7	1	0	3	5	0	0	2	3	7	0	0	0
NEW YORK (NL)	.000	2	2	0	0	0	0	0	0	0	0	0	0	1	0	0	0
Rochester	.364	15	55	10	20	5	0	1	10	0	1	1	11	11	0	1	4
BALTIMORE	.429	3	7	0	3	1	0	0	1	0	0	1	0	0	0	0	0
2001 BALTIMORE	.275	61	160	19	44	5	0	4	16	0	0	3	14	31	2	1	2
Major League Totals-4 years	.258	97	217	24	56	8	1	6	23	0	0	6	17	41	3	1	2
Minor League Totals-6 years	.335	636	2357	494	789	166	28	60	443	6	28	83	250	336	107	37	152



JESSE OROSCO

47

LEFT-HANDED PITCHER

Bats/Throws: Right/Left Height/Weight: 6-2/205
 Age: 44 M.L. Service: 20.056
 Born: April 21, 1957 in Santa Barbara, CA
 Resides: San Diego, CA
 Acquired: Signed to a minor-league contract on December 7, 2001

CAREER SUMMARY: Major League Baseball's all-time leader in games pitched with 1,131, having pitched in four decades...the 22-year veteran has pitched for six different teams, including two stints with the Dodgers (1988 and 2001)...was 3-2 with nine saves and a 2.72 ERA in 55 relief outings for the World Champion Dodgers of 1988...has compiled an 84-76 career record with 141 saves...posted career-best 31 saves for New York Mets in 1984...pitched in career-high 71 games for Baltimore in 1997...over his career, has averaged 8.22 strikeouts per nine innings

pitched...originally signed by Minnesota after being drafted in the second round of the January 1978 free agent draft...traded to New York Mets as player to be named later in deal which sent Jerry Koosman to the Twins...made Major League debut with Mets on April 5, 1979...earned first big-league win April 22 at Philadelphia...notched first save Sept. 18, 1981 vs. St. Louis.

2001: Extended his own Major League Baseball career games pitched record by making 35 appearances with the Dodgers in his 22nd big-league season, going 0-1 with a 3.94 ERA...struck out 21 batters in 16 innings and recorded 12 holds...in seven interleague games, gave up no runs in 3.2 innings of work...signed to a minor-league contract Feb. 8 and pitched in nine spring training exhibition games before being granted his free agency March 30...re-signed to a minor-league contract April 24 with Triple-A Las Vegas...while with the 51s, appeared in 10 games and was 1-0, allowing no runs, four hits and two walks with 11 strikeouts in 7.1 innings...contract purchased from Las Vegas on May 25...made Dodger debut May 28 vs. Colorado, pitching 0.1 innings...at 44 years, 37 days old, became oldest player to appear in a game for the Los Angeles Dodgers since Manny Mota, at 44 years, 195 days old, came out of retirement to make a pinch-hitting appearance on Sept. 1, 1982...was called upon five times to face San Francisco's Barry Bonds and retired him four times (twice on strikeouts), walking him in the other at-bat...pitched in 1,100th game of his career June 5 at Arizona...entered June 13 game vs. Texas with a 4-3 lead and two outs in the eighth inning and induced Rafael Palmeiro to ground out...in eight outings from June 26-July 15, covering 4.1 innings, allowed no runs and no hits with six strikeouts...June 26 at San Francisco, with Dodgers ahead 10-8 in the eighth inning, came in to face Bonds with two out and struck him out swinging...in Dodger a win June 28 at San Diego, pitched a scoreless inning, striking out two...July 15 at Pittsburgh, with Dodgers leading 4-2 in the eighth inning, came into contest with a runner on and two out and got Brian Giles to fly out...from Aug. 19-Sept. 1 spent time on the disabled list for only the second time in his career (lower back sprain)...with Dodgers winning 7-5 Sept. 6 at Colorado, came into game in eighth inning with one on and two out and struck out Larry Walker swinging...Sept. 25 vs. San Francisco, was called upon to face Bonds in the seventh inning with two on and retired him on a dribbler in front of the plate.

PERSONAL: Jesse Russell Orosco...wife's name is Leticia...has one son, Jesse Jr., and two daughters, Natalia and Alyssa...originally signed by Jess Flores of the Twins...earned letters in baseball and cross country at Santa Barbara High School, graduating in 1976...played baseball two years at Santa Barbara City College...hit .370 in 1977 and was named to the Western State Conference All-Star team...had a 10-2 mark as a pitcher in 1978 and was selected to the All-Southern California Community College team...played semi-pro ball in major inter-county league in Canada where he pitched a no-hitter...is an avid golfer and enjoys drawing and sketching in his free time.

JESSE OROSCO'S CAREER PITCHING RECORD

YEAR TEAM	W-L	ERA	G	GS	CG	SHO	SV	IP	H	R	ER	HR	HB	BB	SO	WP	BK
1978 Elizabeth	4-4	1.13	20	0	0	0	6	40.0	29	7	5	0	2	20	48	2	3
1979 Tidewater	4-4	3.89	16	15	1	9	9	81.0	82	45	35	2	1	43	55	7	1
NEW YORK (NL)	1-2	4.89	18	2	0	0	0	35.0	33	29	19	4	2	22	22	0	0
1980 Jackson	4-4	3.68	37	1	0	0	3	71.0	52	36	29	3	2	62	85	3	3
1981 Tidewater	9-5	3.31	46	10	0	0	8	87.0	80	39	32	7	3	32	81	3	2
NEW YORK (NL)	0-1	1.59	8	0	0	0	1	17.0	13	4	3	2	0	6	18	0	1
1982 NEW YORK (NL)	4-10	2.72	54	2	0	0	4	109.1	92	37	33	7	2	40	89	3	2
1983 NEW YORK (NL)	13-7	1.47	62	0	0	0	17	110.0	76	27	18	3	1	38	84	1	2
1984 NEW YORK (NL)	10-6	2.59	60	0	0	0	31	87.0	58	29	25	7	2	34	85	1	1
1985 NEW YORK (NL)	8-6	2.73	54	0	0	0	17	79.0	66	26	24	6	0	34	68	4	0
1986 NEW YORK (NL)	8-6	2.33	58	0	0	0	21	81.0	64	23	21	6	3	35	62	2	0
1987 NEW YORK (NL)	3-9	4.44	58	0	0	0	16	77.0	78	41	38	5	2	31	78	2	0
1988 LOS ANGELES	3-2	2.72	55	0	0	0	9	53.0	41	18	16	4	2	30	43	1	0
1989 CLEVELAND	3-4	2.08	69	0	0	0	3	78.0	54	20	18	7	2	26	79	0	0
1990 CLEVELAND	5-4	3.90	55	0	0	0	2	64.2	58	35	28	9	0	38	55	1	0
1991 CLEVELAND	2-0	3.74	47	0	0	0	0	45.2	52	20	19	4	1	15	36	1	1
1992 MILWAUKEE	3-1	3.23	59	0	0	0	1	39.0	33	15	14	5	1	13	40	2	0
1993 MILWAUKEE	3-5	3.18	57	0	0	0	8	56.2	47	25	20	2	3	17	67	3	1
1994 MILWAUKEE	3-1	5.08	40	0	0	0	0	39.0	32	26	22	4	2	26	36	0	0
1995 BALTIMORE	2-4	3.26	65	0	0	0	3	49.2	28	19	18	4	1	27	58	2	1
1996 BALTIMORE	3-1	3.40	66	0	0	0	0	55.2	42	22	21	5	2	28	52	2	0
1997 BALTIMORE	6-3	2.32	71	0	0	0	0	50.1	29	13	13	6	0	30	46	1	1
1998 BALTIMORE	4-1	3.18	69	0	0	0	7	56.2	46	20	20	6	1	28	50	3	1
1999 BALTIMORE	0-2	5.34	65	0	0	0	1	32.0	28	21	19	5	2	20	35	2	0
2000 ST. LOUIS	0-0	3.86	6	0	0	0	0	2.0	3	3	1	1	2	3	4	0	0
Peoria	0-0	0.00	2	2	0	0	0	2.0	0	0	0	0	0	0	1	0	0
Memphis	0-1	9.00	2	1	0	0	0	1.0	1	1	1	0	0	0	0	0	0
2001 Las Vegas	1-0	0.00	10	0	0	0	0	7.1	4	0	0	0	0	2	11	1	0
LOS ANGELES	0-1	3.94	35	0	0	0	0	16.0	17	7	7	3	0	7	21	0	0
Major League Totals--22 years	84-76	3.04	1131	4	0	0	141	1234.1	983	471	417	105	31	548	1128	31	11
Dodger Totals--2 years	3-3	3.00	90	0	0	0	9	69.0	58	25	23	7	2	37	64	1	0
Minor League Totals--6 years	22-18	3.17	133	29	1	9	17	289.1	248	128	102	12	8	159	281	16	9



RAFAEL ROQUE

66

LEFT-HANDED PITCHER

Bats/Throws: Left/Left **Height/Weight:** 6-4/180
Opening Day Age: 28 **M.L. Service:** 1.091
Born: October 27, 1973 in Cotui, DR
Resides: Santo Domingo, DR
Acquired: Signed to a minor-league contract on January 9, 2002

CAREER SUMMARY: The Dominican native has pitched in parts of three Major League seasons with Milwaukee (1998-2000)...was Brewers' opening day starter in 1999...originally signed by the New York Mets in 1991...in 1995 while with St. Lucie in the Single-A Florida State League, pitched a 6-1 no-hitter vs. Dunedin...also hurled a one-hitter that season.

2001: Pitched for Triple-A Pawtucket in the Boston Red Sox organization...went 8-5 with a 4.20 ERA in 20 games, including 19 starts...opened season with wins in first four starts...in June, was 2-0 in five games with a 1.35 ERA and 21 strikeouts in 26.2 innings.

PERSONAL: Rafael Antonio Roque (pronounced Roe-K)...married to Ivelise...has a son, Rafael Alexander...graduate of Gregorio Luperon High School in Santo Domingo, Dominican Republic.

RAFAEL ROQUE'S CAREER PITCHING RECORD

YEAR TEAM	W-L	ERA	G	GS	CG	SHO	SV	IP	H	R	ER	HR	HB	BB	SO	WP	BK
1991 Yankees/Mets	1-0	5.40	4	0	0	0	0	5.0	4	6	3	0	1	8	1	2	0
1992 Mets	3-1	2.14	20	0	0	0	8	33.2	28	13	8	0	1	16	33	3	1
1993 Kingsport	1-3	6.15	14	7	0	0	0	45.1	58	44	31	9	7	26	36	8	1
1994 St. Lucie	0-0	0.00	2	0	0	0	0	3.0	2	1	0	0	1	3	2	0	0
Columbia	6-3	2.40	15	15	1	0	0	86.1	73	26	23	6	4	30	74	7	1
1995 St. Lucie	6-9	3.56	24	24	2	1	0	136.2	114	65	54	7	4	72	81	11	4
1996 Binghamton	0-4	7.27	13	13	0	0	0	60.2	71	57	49	8	2	39	46	4	0
St. Lucie	6-4	2.12	14	12	1	0	0	76.1	57	22	18	2	3	39	59	8	0
1997 Binghamton	1-1	6.84	16	0	0	0	0	26.1	35	26	20	7	1	17	23	1	0
St. Lucie	2-10	4.29	17	13	1	0	0	77.2	81	42	37	8	1	25	54	2	1
1998 El Paso	5-6	4.40	16	16	1	0	0	94.0	113	56	46	8	4	35	70	4	0
Louisville	5-2	3.62	9	8	0	0	0	49.2	42	21	20	2	4	19	43	1	0
MILWAUKEE	4-2	4.88	9	9	0	0	0	48.0	42	28	26	9	1	24	34	3	1
1999 MILWAUKEE	1-6	5.34	43	9	0	0	1	84.1	96	52	50	16	4	42	66	4	1
Louisville	1-0	0.00	2	2	0	0	0	10.0	4	0	0	0	1	3	3	0	0
2000 Indianapolis	9-4	4.15	25	20	1	1	0	132.1	127	66	61	18	6	63	111	2	0
MILWAUKEE	0-0	10.13	4	0	0	0	0	5.1	7	6	6	1	0	7	4	0	0
2001 Pawtucket	8-5	4.20	20	19	0	0	0	98.2	101	52	46	15	3	35	68	1	2
Major League Totals-3 years	5-8	5.36	56	18	0	0	1	137.2	145	86	82	26	5	73	104	7	2
Minor League Totals-11 years	54-52	4.00	211	149	7	2	8	935.2	910	497	416	90	43	430	704	54	10

ROQUE



STAN SPENCER

76

RIGHT-HANDED PITCHER

Bats/Throws: Right/Right Height/Weight: 6-4/223
 Opening Day Age: 32 M.L. Service: 1.062
 Born: August 7, 1969 in Vancouver, WA
 Resides: Battle Ground, WA
 Acquired: Signed to a minor-league contract on January 11, 2002

CAREER SUMMARY: Pitched for San Diego in parts of three seasons (1998-2000)...originally signed by Montreal after being selected out of Stanford University as a supplemental pick (between first and second rounds) in the June 1990 First-Year Player Draft...selected by Florida in 1992 Rule V draft...signed by Padres as a free agent in 1997...has a career minor-league record of 54-36.

2001: Pitched for Portland, the San Diego Padres' Triple-A affiliate, before being released July 27...appeared in 20 games, including 18 starts, with 81 strikeouts in 99.0 innings.

PERSONAL: Stanley Roger Spencer...went 26-10 in three seasons (1988-90) at Stanford University where he was a teammate of current New York Yankee Mike Mussina...named First Team All-America and All-Pac 10 in 1990 when he went 14-1 with a 2.73 ERA and 145 strikeouts in 142 innings for a Cardinal team which reached the College World Series title game.

STAN SPENCER'S CAREER PITCHING RECORD

YEAR	TEAM	W-L	ERA	G	GS	CG	SHO	SV	IP	H	R	ER	HR	HB	BB	SO	WP	BK
1990									Injured - Did Not Play									
1991	Harrisburg	6-1	4.40	17	17	1	0	0	92.0	90	52	45	6	4	30	66	2	3
1992									Injured - Did Not Play									
1993	High Desert	4-4	4.09	13	13	0	0	0	61.2	67	33	28	4	3	18	38	1	0
1994	Brevard County	1-0	3.15	6	5	0	0	0	20.0	20	9	7	0	1	6	22	1	0
	Portland	9-4	3.48	20	20	1	0	0	124.0	113	52	48	12	2	30	96	3	1
1995	Charlotte	1-4	7.84	9	9	0	0	0	41.1	61	37	36	9	3	24	19	0	0
	Portland	1-4	7.38	8	8	0	0	0	39.0	57	39	32	9	2	19	32	0	0
1996									Injured - Did Not Play									
1997	Rancho Cucamonga	3-1	3.35	7	7	0	0	0	40.1	37	18	15	6	2	5	46	1	0
	Las Vegas	3-2	3.75	8	8	0	0	0	48.0	48	23	20	5	1	18	47	1	0
1998	Las Vegas	12-6	3.93	22	22	0	0	0	137.1	120	67	60	17	5	42	136	6	1
	SAN DIEGO	1-0	4.70	6	5	0	0	0	30.2	29	16	16	5	1	4	31	0	0
1999	SAN DIEGO	0-7	9.16	9	8	0	0	0	38.1	56	44	39	11	1	11	36	1	1
	Las Vegas	5-4	5.47	12	10	0	0	0	54.1	69	35	33	6	2	15	50	4	0
2000	Las Vegas	4-0	1.72	6	6	0	0	0	36.2	29	9	7	2	1	7	40	3	1
	SAN DIEGO	2-2	3.26	8	8	0	0	0	49.2	44	22	18	7	2	19	40	0	1
2001	Portland	5-6	5.09	20	18	0	0	0	99.0	110	62	56	11	5	30	81	3	1
Major League Totals-3 years		3-9	5.54	23	21	0	0	0	118.2	129	82	73	23	4	34	107	1	2
Minor League Totals-12 years		54-36	4.39	148	143	2	0	0	793.2	821	436	387	87	31	244	673	25	7

SPENCER



DENNIS SPRINGER

56

RIGHT-HANDED PITCHER

Bats/Throws: Right/Right **Height/Weight:** 5-10/185
Age: 37 **M.L. Service:** 3.158
Born: February 12, 1965 in Fresno, CA
Resides: Fresno, CA
Acquired: Signed to a minor-league contract on Jan. 4, 2002

CAREER SUMMARY: The veteran knuckleballer has pitched for six different clubs during his seven-year Major League career, including the Dodgers in 2001...originally drafted and signed by the Dodgers in June 1987, spending seven seasons in the Dodger minor league system before being signed as a free agent by Philadelphia in May 1994...made Major League debut with Phillies on Sept. 13, 1995 at Montreal...went on to pitch for the Angels (1996-97), Tampa Bay (1998), Florida (1999) and the New York Mets (2000).

2001: Had two stints with the Dodgers and went 1-1 with a 3.32 ERA, making three starts and one relief appearance...originally signed to a minor-league contract May 11 and was assigned to Triple-A Las Vegas on May 14...pitched one of the Las Vegas 51s' two one-hitters in 2001 (Mark Kiefer pitched the other)...in the 3-0 victory June 4 vs. Omaha, allowed just two baserunners, one on a hit and the other on an error, and faced just one batter over the minimum...the only hit was a fifth-inning single by Trinidad Hubbard, who was subsequently caught stealing...had his contract selected from Las Vegas on July 18...on July 19 vs. Milwaukee, made his Dodger debut and first Major League start since April 26, 2000 while with the New York Mets...pitched 3.0 scoreless innings vs. the Brewers before giving up four earned runs in the top of the fourth inning and being removed for a pinch-hitter in the bottom half...the Dodgers came back to win and he received a no-decision...became first Dodger knuckleball pitcher since Tom Candiotti (1992-97) and the fourth since 1970, joining Hoyt Wilhelm (1971-72) and Charlie Hough (1970-80)...in his second start, July 24 at Milwaukee, pitched 7.0 strong innings, allowing just one earned run, five hits and one walk with four strikeouts, in 7-2 Dodger triumph to earn first Major League win since Sept. 21, 1999 vs. Montreal while with Florida...optioned to Las Vegas on July 26...recalled from Las Vegas on Sept. 1...made only relief appearance as a Dodger on Oct. 4 at San Diego, pitching one scoreless inning...started season finale on Oct. 7 at San Francisco and suffered the loss, hurling 7.0 innings and yielding two earned runs on seven hits and a walk...allowed Barry Bonds' 73rd home run of the season in the first inning...granted his free agency on Oct. 17.

PERSONAL: Dennis LeRoy Springer...he and his wife Andi have a son, Will, who was born Sept. 15, 2001...graduate of Washington Union (CA) High School...attended King River (CA) Community College and Fresno State University...originally signed by Dodger scout Deni Pacini.

DENNIS SPRINGER'S CAREER PITCHING RECORD

YEAR	TEAM	W-L	ERA	G	GS	CG	SHO	SV	IP	H	R	ER	HR	HB	BB	SO	WP	BK
1987	Great Falls	4-3	2.88	23	5	1	0	6	65.2	70	38	21	3	2	16	54	4	0
1988	Bakersfield	13-7	3.27	32	20	6	4	2	154.0	135	75	56	13	5	62	108	12	1
1989	San Antonio	6-8	3.15	19	19	4	1	0	140.1	128	58	49	13	4	46	89	3	0
	Albuquerque	4-1	4.83	8	7	0	0	0	41.0	58	28	22	5	0	14	18	1	0
1990	San Antonio	8-6	3.31	24	24	3	0	0	163.1	147	76	60	8	1	73	77	7	0
1991	San Antonio	10-10	4.43	30	24	2	0	0	164.2	153	96	81	18	5	91	138	7	1
1992	San Antonio	6-7	4.35	18	18	4	0	0	122.0	114	61	59	6	4	49	73	4	0
	Albuquerque	2-7	5.66	11	11	1	0	0	62.0	70	45	39	7	4	22	36	3	0
1993	Albuquerque	3-8	5.99	35	18	0	0	0	130.2	173	104	87	18	5	39	69	7	0
1994	Reading	5-8	3.40	24	19	2	0	2	135.0	125	74	51	11	8	44	118	14	0
1995	Scranton/Wilkes-Barre	10-11	4.68	30	23	4	0	0	171.0	163	101	89	19	7	47	115	8	0
	PHILADELPHIA	0-3	4.84	4	4	0	0	0	22.1	21	15	12	3	1	9	15	1	0
1996	CALIFORNIA	5-6	5.51	20	15	2	1	0	94.2	91	65	58	24	6	43	64	1	0
	Vancouver	10-3	2.72	16	12	6	0	0	109.1	89	35	33	9	4	36	78	10	1
1997	ANAHEIM	9-9	5.18	32	28	3	1	0	194.2	199	118	112	32	10	73	75	7	0
	Vancouver	1-1	3.00	2	2	2	0	0	15.0	12	6	5	1	1	6	7	0	0
1998	TAMPA BAY	3-11	5.45	29	17	1	0	0	115.2	120	77	70	21	12	60	46	6	0
	Durham	2-3	2.87	5	5	0	0	0	37.2	34	13	12	1	1	15	23	1	0
1999	FLORIDA	6-16	4.86	38	29	3	2	1	196.1	231	121	106	23	7	64	83	2	0
2000	Norfolk	5-5	4.38	25	17	1	1	0	117.0	120	65	57	15	6	35	35	7	1
	NEW YORK (NL)	0-1	8.74	2	2	0	0	0	11.1	20	11	11	2	1	5	5	2	0
2001	Las Vegas	7-7	5.27	19	18	2	1	0	114.1	142	74	67	16	6	28	51	4	1
	LOS ANGELES	1-1	3.32	4	3	0	0	0	19.0	19	7	7	3	3	2	7	2	0
Major League Totals-7 years		24-47	5.17	129	98	9	4	1	654.0	701	414	376	108	40	256	295	21	0
Dodger Totals-1 year		1-1	3.32	4	3	0	0	0	19.0	19	7	7	3	3	2	7	2	0
Minor League Totals-14 years		96-95	4.08	324	245	38	7	10	1754.2	1749	956	795	164	55	632	1095	92	5

SPRINGER



MARK WHITEN

57

OUTFIELDER

Bats/Throws: Switch/Right

Height/Weight: 6-3/235

Opening Day Age: 35

M.L. Service: 8.006

Born: November 25, 1966 in Pensacola, FL

Resides: Clearwater, FL

Acquired: Signed to a minor-league contract on January 11, 2002

CAREER SUMMARY: The switch-hitting outfielder has played for eight different clubs during an 11-year Major League career...while with St. Louis, slugged his way into the record books in the second game of a doubleheader Sept. 7, 1993 at Cincinnati as he tied Major League single-game marks with four home runs and 12 RBI...he became only the 12th Major League player to hit four round-trippers in one game...also drove in a run in the first game to tie a big-league record with 13 RBI in a doubleheader...posted career highs with 25 homers and 99 RBI for the Cardinals in 1993...originally signed by Toronto after being chosen in the January 1986 amateur draft...made Major League debut with Blue Jays in 1990...has also played for Cleveland, Boston, Philadelphia, Atlanta, Seattle and the New York Yankees...hit homers from both sides of the plate Sept. 14, 1993 vs. Montreal...appeared in one game as a pitcher, allowing one run in 1.0 inning and striking out the side for Cleveland at Oakland on July 31, 1999...became the first position player in Major League history to strike out the side.

2001: Spent entire season with the Veracruz Eagles of the Mexican League and belted 33 home runs in 106 games to tie Monclova's Boi Rodriguez for the league lead...played primarily as a designated hitter (57 games) and right fielder (46 games)...also drove in 78 runs and scored 80 while batting .277...had six multi-homer games...averaged one homer in every 11.39 at-bats to lead the league.

PERSONAL: Mark Anthony Whiten...wife's name is Sheri...has two children; Daisha Cymone and Devin...graduate of Pensacola (FL) High School...played baseball at Pensacola Junior College.

MARK WHITEN'S CAREER BATTING RECORD

YEAR TEAM	AVG	G	AB	R	H	2B	3B	HR	RBI	SH	SF	HB	BB	SO	SB	CS	E
1986 Medicine Hat	.300	70	270	53	81	16	3	10	44	1	2	6	29	56	22	3	10
1987 Myrtle Beach	.253	139	494	90	125	22	5	15	64	0	1	16	76	149	49	14	12
1988 Dunedin	.252	99	385	61	97	8	5	7	37	2	3	3	41	69	17	14	9
Knoxville	.259	28	108	20	28	3	1	2	9	0	0	1	12	20	6	0	4
1989 Knoxville	.258	129	423	75	109	13	6	12	47	0	2	11	60	144	11	10	8
1990 Syracuse	.290	104	390	65	113	19	4	14	48	0	4	3	37	72	14	6	6
TORONTO	.273	33	88	12	24	1	1	2	7	0	1	0	7	14	2	0	0
1991 TORONTO	.221	46	149	12	33	4	3	2	19	0	3	1	11	35	0	1	0
CLEVELAND	.256	70	258	34	66	14	4	7	26	0	2	2	19	50	4	2	7
1992 CLEVELAND	.254	148	508	73	129	19	4	9	43	3	3	2	72	102	16	12	7
1993 ST. LOUIS	.253	152	562	81	142	13	4	25	99	0	4	2	58	110	15	8	10
1994 ST. LOUIS	.293	92	334	57	98	18	2	14	53	0	2	1	37	75	10	5	9
Louisville	.300	3	10	2	3	1	0	1	3	0	0	0	1	1	0	0	0
1995 BOSTON	.185	32	108	13	20	3	0	1	10	0	1	0	8	23	1	0	0
Pawtucket	.284	28	102	19	29	3	1	4	13	0	0	0	19	30	4	2	3
PHILADELPHIA	.269	60	212	38	57	10	1	11	37	0	0	1	31	63	7	0	4
1996 PHILADELPHIA	.236	60	182	33	43	8	0	7	21	0	0	1	33	62	13	3	6
ATLANTA	.256	36	90	12	23	5	1	3	17	0	1	0	16	25	2	5	3
SEATTLE	.300	40	140	31	42	7	0	12	33	0	0	2	21	40	2	1	3
1997 NEW YORK (AL)	.265	69	215	34	57	11	0	5	24	1	0	2	30	47	4	2	5
1998 Chetumal	.382	41	131	38	50	15	0	5	26	0	1	0	44	17	5	1	—
CLEVELAND	.283	88	226	31	64	14	0	6	29	1	0	3	29	60	2	1	4
1999 Buffalo	.280	48	175	32	49	10	0	6	19	0	0	0	22	38	3	1	1
CLEVELAND	.160	8	25	2	4	1	0	1	4	0	0	0	3	4	0	0	0
2000 Buffalo	.276	98	355	59	98	27	1	10	39	0	1	0	33	72	5	2	7
CLEVELAND	.286	6	7	2	2	1	0	0	1	0	0	0	3	2	0	0	0
2001 Veracruz	.277	106	376	80	104	13	0	33	78	0	2	2	78	76	5	1	1
Major League Totals—11 years.	.259	940	3104	465	804	129	20	105	423	5	17	17	378	712	78	40	58
Minor League Totals—11 years	.275	893	3219	594	886	150	26	119	427	3	16	42	452	714	141	54	63



TODD WILLIAMS

73

RIGHT-HANDED PITCHER

Bats/Throws: Right/Right **Height/Weight:** 6-3/210
Opening Day Age: 31 **M.L. Service:** 1.009
Born: February 13, 1971 in Syracuse, NY
Resides: Syracuse, NY
Acquired: Signed to a minor-league contract on December 27, 2001

CAREER SUMMARY: The submarine-style hurler was originally drafted and signed by the Dodgers in June 1990...honored as the Dodger organization's Minor League Pitcher of the Year in 1992 after combining for a 7-4 record and 22 saves with Single-A Bakersfield and Double-A San Antonio...was 2-2 in 16 games during his 1995 rookie season with the Dodgers...traded to Oakland later that season...returned to Major Leagues in 1998 with Cincinnati and 1999 with Seattle...led Pacific Coast League with 32 saves for Tacoma in 2000, was the International League saves leader with 26 for Indianapolis in 1998 and topped the Southern League with 31 saves for Chattanooga in 1997.

2001: Started season with New York Yankees after making club as a non-roster invitee out of spring training...made 14 appearances with Yankees, going 1-0 with a 2.38 ERA and 12 strikeouts in 11.1 innings...placed on 15-day disabled list May 28 after suffering a strained left abdominal muscle...while on rehabilitation assignment, pitched in one game for the Gulf Coast League Yankees, six for Double-A Norwich and three for Triple-A Columbus...while with Norwich, was 1-0 with a save, hurling 8.0 scoreless innings...returned to big-leagues for one game July 18, before being designated for assignment...was subsequently outrighted to Columbus, where he spent the remainder of the season, appearing in 17 games.

PERSONAL: Todd Michael Williams...was a member of Tommy Lasorda's United States team, which captured the gold medal at the 2000 Olympic Games in Sydney, Australia...during the tournament, was 1-0 with a save, allowing no runs in 5.0 innings...graduated from Minoa High School in East Syracuse, NY...attended Onondaga Community College in Syracuse...originally signed by Dodger scout Bob Miske.

TODD WILLIAMS' CAREER PITCHING RECORD

YEAR TEAM	W-L	ERA	G	GS	CG	SHO	SV	IP	H	R	ER	HR	HB	BB	SO	WP	BK	
1991 Great Falls	5-2	2.72	28	0	0	0	8	53.0	50	26	16	1	1	24	59	4	1	
1992 Bakersfield	0-0	2.30	13	0	0	0	9	15.2	11	4	4	1	0	7	11	0	0	
San Antonio	7-4	3.27	39	0	0	0	13	44.0	47	17	16	0	1	7	11	0	0	
1993 Albuquerque	5-5	4.99	65	0	0	0	21	70.1	87	44	39	2	1	31	56	6	0	
1994 Albuquerque	4-2	3.11	59	0	0	0	13	72.1	78	29	25	5	6	17	30	6	1	
1995 LOS ANGELES	2-2	5.12	16	0	0	0	0	19.1	19	11	11	3	0	7	8	0	0	
Albuquerque	4-1	3.38	25	0	0	0	0	45.1	59	21	17	4	1	15	23	1	2	
1996 Edmonton	5-3	5.50	35	10	0	0	0	91.2	125	71	56	4	3	37	33	3	0	
1997 Chattanooga	3-3	2.10	48	0	0	0	0	31	55.2	38	16	13	1	2	25	45	6	0
Indianapolis	2-0	2.13	12	0	0	0	2	12.2	11	4	3	0	1	6	11	2	0	
1998 Indianapolis	0-3	2.31	53	0	0	0	26	58.1	54	19	15	0	3	24	35	5	1	
CINCINNATI	0-1	7.71	6	0	0	0	0	9.1	15	8	8	1	0	6	4	0	0	
1999 Indianapolis	1-3	5.10	36	0	0	0	24	42.1	38	24	24	3	5	13	35	7	0	
Tacoma	0-0	0.00	1	1	0	0	0	2.0	1	0	0	0	1	0	5	0	0	
SEATTLE	0-0	4.66	13	0	0	0	0	9.2	11	5	5	1	1	7	7	0	0	
2000 Tacoma	2-3	2.98	50	0	0	0	32	51.1	51	20	17	2	0	18	26	0	0	
2001 NEW YORK	1-0	4.70	15	0	0	0	0	15.1	22	9	8	1	2	9	13	0	0	
GCL Yankees#	0-0	0.00	1	1	0	0	0	2.0	1	0	0	0	1	0	5	0	0	
Norwich	1-0	0.00	6	0	0	0	1	8.0	4	0	0	0	1	0	5	0	0	
Columbus	0-1	7.11	17	0	0	0	2	19.0	31	19	15	5	3	9	14	2	0	
Major League Totals-4 years	3-3	5.37	50	0	0	0	0	53.2	67	33	32	6	3	29	32	0	0	
Dodger Totals-1 Year	2-2	5.12	16	0	0	0	0	19.1	19	11	11	3	0	7	8	0	0	
Minor League Totals-11 years	39-30	3.64	490	11	0	0	183	643.1	686	314	260	28	29	249	423	45	5	

Minor League Rehabilitation Assignment

WILLIAMS

LOS ANGELES DODGERS 40-MAN ROSTER

Manager: Jim Tracy (12); **Coaches:** Jack Clark (22), Jim Colborn (48), Glenn Hoffman (35), Jim Lett (18), Manny Mota (11), Jim Riggleman (5), John Shelby (31)

No.	Pos.	Player	HT	WT	Born	Bats	Throws	Residence	2001 Club(s)	WL	ERA	G	GS	CG	SV	IP	H	R	HR	HR	HR	HR	BB	SO	WP	MLS	
78	R-F	Alvarez, Victor	L-L	5-10	150	11/08/76	R	Culiacan, Sonora, Mexico	Las Vegas	7-4	4.27	20	20	0	0	118.0	115	63	56	12	6	41	94	4	0.000		
43	R-F	Ashby, Andy	R-R	6-1	202	07/11/67	R	Kansas City, MO	Jacksonville	10-0	1.20	8	8	0	0	45.0	27	1	0	1	0	7	40	2	0.000		
27	R-F	Borja, Juan	R-R	6-2	200	03/14/65	R	PA	Los Angeles	10-0	3.85	27	16	3	0	111.2	94	41	6	2	2	38	104	7	10.051		
55	R-F	Carrara, Giovanni	R-R	6-2	235	03/04/68	R	Anzuategui, Venezuela	Los Angeles	1-2	3.16	47	3	0	0	83.1	73	30	30	12	5	24	70	0	2.034		
37	R-F	Colyer, Steve	L-L	6-4	205	02/22/77	R	St. Louis, MO	Vero Beach	1-2	3.10	6	6	0	0	29.0	27	10	10	5	3	9	35	0	0.000		
37	R-F	Deifert, Darren	R-R	6-2	211	05/03/72	R	St. Louis, MO	Vero Beach	4-7	3.96	24	24	0	0	120.1	101	62	53	16	7	77	118	3	6.000		
38	R-F	Gagne, Eric	R-R	6-2	195	01/07/76	R	Wichita, KS	Los Angeles	4-7	5.15	12	12	0	0	94.2	89	16	24	6	4	49	91	10	2.986		
11	R-F	Garcia, Carlos	R-R	6-0	172	04/07/78	R	Empalme, Sonora, Mexico	Los Angeles	3-0	1.52	4	4	0	0	151.2	144	90	80	24	16	46	130	3	1.119		
81	R-F	Hoise, Craig	R-R	6-2	221	07/08/77	R	Naha AFB, Okinawa, Japan	Los Angeles	9-8	3.41	75	0	0	1	107.1	97	39	29	4	8	46	76	2	2.064		
17	R-F	Ishii, Kazuhisa	L-L	6-0	190	09/09/73	R	Chiba, Japan	Los Angeles	1-1	5.83	19	3	0	0	29.1	40	20	19	7	1	10	17	0	13.155		
45	R-F	Mullolland, Terry	L-L	6-3	220	03/09/63	R	Scottsdale, AZ	Pittsburgh	0-0	3.72	22	1	0	0	36.1	38	15	15	5	1	10	25	0	6.130		
10	R-F	Nemo, Hideo	R-R	6-0	210	08/31/68	R	Osaka, Japan	Los Angeles	17-0	1.90	23	33	6	0	198.0	101	55	29	3	3	36	21	2	0.000		
41	R-F	Peraz, Odalis	L-L	6-0	150	06/07/78	R	Los Matas de Farfan, DR	Los Angeles	1-0	2.74	5	5	0	0	23.0	23	7	1	0	2	3	22	0	0.000		
46	R-F	Quarnell, Paul	R-R	6-1	195	11/03/68	R	London, Ontario, Canada	Toronto	11-2	3.04	80	0	0	2	83.0	86	29	28	6	6	12	54	18	9.018		
62	R-F	Robles, Jose	R-R	5-10	180	08/26/64	R	Greenbrae, CA	Vero Beach	14-6	3.21	26	26	2	0	154.1	133	67	55	13	3	60	154	18	0.000		
40	R-F	Trombley, Mike	R-R	6-2	204	04/14/67	R	Springfield, MA	Baltimore	3-4	5.46	50	0	0	0	54.2	38	23	21	4	2	17	45	1	8.068		
54	R-F	Williams, Jeff	R-L	6-0	185	06/06/72	R	Canberra, Australia	Los Angeles	7-5	3.97	16	16	1	0	90.2	102	49	40	12	3	24	61	0	1.041		
No. Catchers (3)																											
60	R-F	Diaz, Jose	R-R	6-0	175	04/13/80	R	San Pedro de Macoris, DR	Wilmington	1-5	2.88	19	8	0	0	2	5	7	0	0	0	14	31	2	0.000		
21	R-F	Kreuter, Chad	S-R	6-2	200	08/26/64	R	Greenbrae, CA	Los Angeles	2-15	7.3	191	21	41	11	1	17	0	1	41	52	0	4	0	11.035		
16	R-F	Lo Duca, Paul	R-R	5-10	185	04/12/72	R	Brooklyn, NY	Los Angeles	320	1.25	460	71	147	28	0	25	90	5	9	6	39	30	2	4	2.042	
No. Infielders (10)																											
29	R-F	Beltre, Adrian	R-R	5-11	170	04/07/79	R	Santo Domingo, DR	Los Angeles	245	1.26	475	59	126	21	0	13	60	7	0	0	28	82	10	4	3.096	
26	R-F	Bench, Hiram	R-R	5-11	165	03/04/76	R	Ponce, Puerto Rico	Vero Beach	600	2	9	0	4	1	0	1	0	0	0	1	2	9	4	1	1.021	
13	R-F	Cruz, Alex	R-R	6-0	180	10/18/75	R	Caguas, Puerto Rico	Los Angeles	233	7.5	15	3	11	1	2	9	0	0	0	1	2	33	4	1	2.191	
8	R-F	Goebel, Mark	L-R	6-1	185	06/30/70	R	Milwaukee, WI	Los Angeles	277	1.33	559	83	148	21	0	4	57	3	2	10	32	89	4	1	9.125	
25	R-F	Hansen, Dave	R-R	6-0	195	11/24/68	R	Long Beach, CA	Los Angeles	236	9.2	140	13	30	0	12	20	0	0	0	0	28	29	0	0	0.074	
3	R-F	Izuri, Cesar	R-R	5-9	175	02/10/80	R	Barquisimeto, Venezuela	Toronto	0-00	3	9	1	0	0	2	9	0	0	0	0	1	15	0	0	0.000	
23	R-F	Karros, Eric	R-R	6-4	226	11/04/67	R	Hackensack, NJ	Los Angeles	235	1.21	438	42	103	22	0	15	43	0	3	3	101	23	3	10.336		
62	R-F	Nunez, Jorge	R-R	5-10	158	03/03/78	R	Villa Mella, DR	Jacksonville	260	1.23	473	63	123	15	2	4	28	10	1	2	33	88	44	11	0.000	
14	R-F	Reboullet, Jeff	R-R	5-11	175	09/29/74	R	Dayton, OH	Los Angeles	266	94	214	35	57	2	3	22	5	0	1	33	48	0	18	0.000		
73	R-F	Thurston, Joe	R-R	5-11	175	09/29/77	R	Fairfield, CA	Jacksonville	267	1.34	544	80	145	25	2	7	46	9	3	12	48	65	2	18	0.000	
No. Outfielders (6)																											
70	R-F	Allen, Luke	L-R	6-2	208	08/04/78	R	Covington, GA	Los Angeles	222	2	9	1	2	38	1	6	73	0	1	0	42	111	3	4	0.000	
52	R-F	Chen, Chin-Feng	R-R	6-1	189	10/28/77	R	Tainan City, Taiwan	Jacksonville	290	1.25	486	74	141	32	2	16	73	0	1	2	41	65	5	4	0.000	
30	R-F	Christensen, McKay	L-L	5-11	180	08/14/75	R	Upland, CA	Vero Beach	268	62	235	39	63	15	3	5	41	0	0	0	28	56	2	0	0.163	
28	R-F	Goodwin, Tom	L-R	6-1	175	07/27/68	R	Fresno, CA	Los Angeles	250	27	4	0	0	0	1	0	0	0	0	0	5	2	0	0	0	
19	R-F	Green, Shawn	L-L	6-4	200	04/17/67	R	Des Plaines, IL	Los Angeles	246	16	57	8	14	2	1	3	7	0	0	0	11	17	3	8.043		
3	R-F	Grisson, Marquis	R-R	5-11	188	11/07/72	R	Newport Beach, CA	Los Angeles	297	1.61	191	121	184	31	4	49	125	0	5	0	72	107	20	4	7.063	
50	R-F	Roberts, Dave	L-L	5-10	180	05/31/72	R	Carlsbad, CA	Atlanta	295	1.48	560	82	165	32	3	25	97	0	2	6	31	88	3	2	12.042	
50	R-F	Roberts, Dave	L-L	5-10	180	05/31/72	R	Carlsbad, CA	Buffalo	303	62	34	7	13	15	0	0	0	0	0	0	19	44	17	6	1.036	

2002 LOS ANGELES DODGERS NON-ROSTER INVITEES
(as of February 8, 2002)

No.	Pitchers (11)	B-T	Ht.	Wt.	Born	Birthplace	Residence	2001 Club(s)	Avg.	WL	ERA	G	GS	CG	SV	IP	H	R	ER	HR	HB	BB	SO	WP	MILS	
63	Beirne, Kevin	L-R	6-4	210	01/01/74	Houston, TX	The Woodlands, TX	TORONTO	0.0	12,86	5	0	0	0	0	7.0	13	10	10	1	0	6	3	5	0	0.153
								Syracuse	0-1	1.57	18	0	0	0	0	28.2	24	6	5	2	0	17	0	0	0.153	
58	Bones, Ricky	R-R	6-0	202	04/07/69	Salinas, PR	Guayama, PR	FLORIDA	4.4	5.06	2	0	0	0	0	64.0	7	39	36	7	3	33	41	0	9.092	
61	Corey, Brian	R-R	6-0	170	10/21/73	Thousand Oaks, CA	Phoenix, AZ	Portland	8.7	4.67	47	12	0	6	0	106.0	124	55	55	12	3	31	46	1	0.015	
51	Ellis, Robert	R-R	6-5	220	12/15/70	Baton Rouge, LA	Carthage, TX	Tucson	1-1	3.08	5	0	0	0	0	26.1	25	12	9	2	4	5	13	0	1.023	
65	Gulja, Lindsey	L-R	6-3	175	11/23/76	Savannah, NY	Issaquah, WA	ARIZONA	7.5	5.77	9	27	0	0	0	120.6	61	37	12	4	34	11	3	0.000		
67	Johnson, Mike	L-R	6-2	180	10/03/75	Edmonton, Canada	Jupiter, FL	MONTREAL	0.0	4.76	10	0	0	0	0	11.1	13	6	5	2	4	10	2	2.025		
								Ottawa	2.0	4.50	2	0	0	0	0	10.0	7	5	5	1	0	3	8	2	2.025	
47	Orosco, Jesse	L-L	6-2	205	04/21/57	Santa Barbara, CA	San Diego, CA	Oklahoma	3.5	4.58	23	8	1	2	0	88.1	101	49	45	12	3	22	67	3	20.056	
								LOS ANGELES	1.0	0.00	15	0	0	0	0	19.0	11	7	0	0	0	7	11	0	20.056	
66	Roque, Rafael	L-L	180	180	01/01/77	Cotuy, DR	Santo Domingo, DR	Pawtucket	8.5	4.20	10	0	0	0	0	98.2	101	52	46	15	3	35	48	1	1.091	
76	Spencer, Stan	R-R	6-4	223	06/07/69	Vancouver, WA	Battle Ground, WA	Portland	5-6	5.09	20	18	0	0	0	99.0	110	62	56	11	5	30	81	3	1.062	
56	Springer, Dennis	R-R	5-10	185	02/12/65	Fresno, CA	Fresno, CA	LOS ANGELES	7-1	3.32	4	3	0	0	0	19.0	19	7	6	3	3	27	2	3.158		
73	Williams, Todd	R-R	6-3	210	02/13/71	Syracuse, NY	Syracuse, NY	NEW YORK	1.0	4.70	15	0	0	0	0	15.1	22	9	8	1	2	9	13	0	1.124	
								Yankees	0.0	0.00	1	0	0	0	0	2.0	0	0	0	0	0	0	5	0	0	
								Norwich	1.0	0.00	6	0	0	0	0	18.8	4	1	0	0	0	0	5	0	0	
								Columbus	0-1	7.11	17	0	0	0	2	19.0	31	19	15	5	3	9	14	2	0	

No.	Catchers (1)	B-T	Ht.	Wt.	Born	Birthplace	Residence	2001 Club(s)	Avg.	G	AB	R	H	2B	3B	HR	RBI	SH	SF	HP	BB	SO	CS	MILS	
68	Encarnacion, Angelo	R-R	5-9	190	04/18/73	Santo Domingo, DR	Santo Domingo, DR	Pawtucket	.265	47	155	16	41	5	1	0	11	2	0	0	8	17	1	0	1.147
								GCL Red Sox	.200	3	5	1	1	0	0	0	0	0	0	0	2	0	1	0	0

No.	Infielders (1)	B-T	Ht.	Wt.	Born	Birthplace	Residence	2001 Club(s)	Avg.	G	AB	R	H	2B	3B	HR	RBI	SH	SF	HP	BB	SO	CS	MILS	
7	Branson, Jeff	L-R	6-0	180	01/26/67	Waynesboro, MS	Union, KY	LOS ANGELES	.286	13	21	3	6	0	0	0	4	20	3	2	0	4	0	0	7.008
								Las Vegas	.273	96	289	28	79	18	0	4	20	3	3	2	26	71	3	2	0

No.	Outfielders (4)	B-T	Ht.	Wt.	Born	Birthplace	Residence	2001 Club(s)	Avg.	G	AB	R	H	2B	3B	HR	RBI	SH	SF	HP	BB	SO	CS	MILS	
6	Bichette, Dante	R-R	6-2	235	11/18/63	West Palm Beach, FL	Longwood, FL	BOSTON	.286	107	391	45	112	30	1	12	49	0	1	3	20	76	2	2	13.133
59	Kelly, Roberto	R-R	6-2	202	10/07/64	Panama City, Panama	Estadeta Panama, Panama	Colorado Springs	.268	63	212	32	61	10	0	12	48	0	5	4	18	48	1	2	13.019
74	Kirkdale, Mike	R-R	6-1	210	05/05/73	Ivonia, MI	Jullimar, WA	BALTIMORE	.275	61	160	19	44	5	0	4	16	0	4	3	14	31	2	1	1.126
57	Whiten, Mark	S-R	6-3	235	11/23/66	Penascolli, FL	Clearwater, FL	Versacruz (MEX)	.277	106	376	80	104	13	0	33	78	0	2	2	78	76	5	1	8.006

HOW THE 2002 DODGERS WERE BUILT

FIRST-YEAR PLAYER DRAFT

Steve Colyer	1997	Second round
Alex Cora	1996	Third round
Darren Dreifort	1993	First round
Eric Karros	1988	Sixth round
Paul Lo Duca	1993	25th round
Joe Thurston	1999	Fourth round

FREE AGENTS

Andy Ashby	Dec. 6, 2000
Kevin Brown	Dec. 12, 1998
Giovanni Carrara	Jan. 4, 2001
Dave Hansen	Jan. 11, 1999
Phil Hiatt	Jan. 4, 2001
Kazuhisa Ishii	Feb. 8, 2002
Chad Kreuter	Jan. 20, 2000
Hideo Nomo	Dec. 20, 2001
Jeff Reboulet	Feb. 20, 2001

NON-DRAFTED FREE-AGENTS


Victor Alvarez	May 16, 1997
Luke Allen	Aug. 4, 1996
Adrian Beltre	July 7, 1994
Chin-Feng Chen	Jan. 5, 1999
Jose Diaz	Aug. 24, 1996
Eric Gagne	July 26, 1995
Carlos Garcia	July 14, 1996
Matt Herges	June 13, 1992
Ricardo Rodriguez	Sept. 2, 1996
Jeff Williams	July 3, 1996

WAIVER CLAIMS

Craig House	Feb. 5, 2002
-------------	--------------

TRADES

Hiram Bocachica	Montreal	July 31, 1998	With Mark Grudzielanek (INF) and Carlos Perez (LHP) for Wilton Guerrero (2B), Ted Lilly (LHP), Peter Bergeron (OF) and Jon Tucker (1B).
McKay Christensen	Chicago (AL)	July 13, 2001	For Wade Parrish (LHP).
Omar Daal	Philadelphia	Nov. 9, 2001	For Jesus Cordero (RHP) and Eric Junge (RHP).
Tom Goodwin	Colorado	July 31, 2000	For Todd Hollandsworth (OF), Randy Dorame (LHP) and Kevin Gibbs (OF).
Shawn Green	Toronto	Nov. 8, 1999	With Jorge Nuñez (INF) for Raul Mondesi (OF) and Pedro Borbon (LHP).
Marquis Grissom	Milwaukee	Feb. 25, 2001	For Devon White (OF).
Mark Grudzielanek	Montreal	July 31, 1998	With Carlos Perez (LHP) and Hiram Bocachica (INF) for Wilton Guerrero (2B), Ted Lilly (LHP), Peter Bergeron (OF) and Jon Tucker (1B).
Cesar Izturis	Toronto	Dec. 12, 2001	With Paul Quantrill (RHP) for Luke Prokopec (RHP) and Chad Ricketts (RHP).
Brian Jordan	Atlanta	Jan. 15, 2002	With Odalis Perez (LHP) and Andrew Brown (RHP) for Gary Sheffield (OF).
Terry Mulholland	Pittsburgh	July 31, 2001	For Mike Fetters (RHP) and Adrian Burnside (LHP).
Jorge Nuñez	Toronto	Nov. 8, 1999	With Shawn Green (OF) for Raul Mondesi (OF) and Pedro Borbon (LHP).
Odalis Perez	Atlanta	Jan. 15, 2002	With Brian Jordan (OF) and Andrew Brown (RHP) for Gary Sheffield (OF).
Paul Quantrill	Toronto	Dec. 12, 2001	With Cesar Izturis (INF) for Luke Prokopec (RHP) and Chad Ricketts (RHP).
Dave Roberts	Cleveland	Dec. 21, 2001	For Christian Bridenbaugh (LHP) and Nial Hughes (LHP).
Mike Trombley	Baltimore	July 31, 2001	For Kris Foster (RHP) and Geronimo Gil (C).



SEASON IN REVIEW



2002 MEDIA GUIDE

2001 DAY-BY-DAY RESULTS

#	DATE	D/N	OPP.	W/L	SCORE	REC.	POS.	GB	WINNER	LOSER	SAVE	ATTEN.	HOME
1	4/2	D	MIL	W	1-0	1-0	T1	+5	Park (1-0)	Wright (0-1)	Shaw (1)	53,154*	53,154
2	4/3	N	ARI	L	2-3	1-1	4	-5	Johnson (1-0)	Nunez (0-1)	Mantei (1)	22,927	76,081
3	4/4	N	ARI	L	2-7	1-2	4	-1.5	Schilling (1-0)	Dreifort (0-1)	---	34,301	110,382
4	4/5	N	ARI	W	7-5	2-2	4	-5	Ashby (1-0)	Anderson (0-1)	Shaw (2)	20,542	130,924
5	4/6	N	SF	W	10-1	3-2	3	-5	Prokopec (1-0)	Estes (0-1)	---	36,507	167,431
6	4/7	N	SF	W	10-4	4-2	1	+5	Park (2-0)	Hernandez (1-1)	---	38,417	205,848
7	4/8	N	SF	L	3-8	4-3	2	-5	Rueter (1-0)	Gagne (0-1)	---	37,549	243,397
4/9	Off						2	-5					
8	4/10	N	@ ARI	L	0-2	4-4	2	-1.5	SCHILLING (2-0)	BROWN (0-1)	---	30,072	---
9	4/11	N	@ ARI	W	11-5	5-4	2	-1.5	Dreifort (1-1)	Anderson (0-2)	---	26,682	---
10	4/12	N	@ ARI	W	5-4	6-4	2	-5	Ashby (2-0)	Reynoso (0-2)	Shaw (3)	30,212	---
11	4/13	N	@ SD	L	4-5 (10)	6-5	2	-1.5	Hoffman (1-1)	Herges (0-1)	---	29,883	---
12	4/14	N	@ SD	L	4-5	6-6	3	-1.5	Hoffman (2-1)	Olson (0-1)	---	50,750	---
13	4/15	D	@ SD	W	5-4	7-6	2	-1.5	Brown (1-1)	Myers (0-1)	Shaw (4)	23,848	---
4/16	Off						2	-5					
14	4/17	N	@ SF	L	2-3	7-7	3	-1.5	Rodriguez (1-0)	Adams (0-1)	Nen (3)	41,059	---
15	4/18	N	@ SF	L	4-5	7-8	3	-2.5	Fultz (2-0)	Park (2-1)	Nen (4)	41,059	---
16	4/19	N	@ SF	W	10-1	8-8	3	-1.5	Gagne (1-1)	Rueter (2-1)	---	41,059	---
17	4/20	N	SD	W	3-1	9-8	3	-1.5	Brown (2-1)	Tollberg (1-1)	Shaw (5)	34,368	277,765
18	4/21	N	SD	W	4-2	10-8	2	-5	Prokopec (2-0)	Jarvis (0-2)	Shaw (6)	30,295	308,060
19	4/22	D	SD	L	6-7 (11)	10-9	3	-1.5	Witasick (1-1)	Shaw (0-1)	Myers (1)	31,040	---
4/23	Off						3	-1.5					
20	4/24	N	PIT	L	1-5	10-10	T3	-1.5	Olivares (1-2)	Park (2-2)	---	23,596	362,696
21	4/25	N	PIT	W	6-5	11-10	T3	-1.5	Adams (1-1)	Manzanillo (0-1)	---	22,495	385,191
22	4/26	N	PIT	W	6-3	12-10	T2	-5	Brown (3-1)	Ritchie (0-3)	---	24,143	409,334
23	4/27	N	PHI	W	4-3	13-10	1	+5	Adams (2-1)	Gomes (2-1)	---	40,643	449,977
24	4/28	N	PHI	W	7-6	14-10	1	+1.5	Herges (1-1)	Bottalico (1-1)	Shaw (7)	37,322	487,299
25	4/29	D	PHI	W	4-1	15-10	1	+1.5	Park (3-2)	Wolf (1-4)	Shaw (8)	43,589	530,888
4/30	Off						1	+1.5					

April Record 15-10

26	5/1	N	@ CIN	L	6-7	15-11	1	+1	Wohlers (1-0)	Herges (1-2)	Graves (9)	21,473	---
27	5/2	N	@ CIN	W	7-3	16-11	1	+1.5	Brown (4-1)	Harnisch (1-3)	---	21,323	---
28	5/3	N	@ CIN	W	8-6	17-11	1	+2	Prokopec (3-0)	Reitsma (2-2)	Shaw (9)	18,371	---
29	5/4	D	@ CHI	L	0-4	17-12	1	+1.5	Tapani (4-1)	Park (3-3)	---	27,871	---
30	5/5	D	@ CHI	L	1-20	17-13	1	+1.5	Tavarez (3-1)	Dreifort (1-2)	---	38,468	---
31	5/6	D	@ CHI	L	2-3	17-14	1	+1	Gordon (1-0)	Herges (1-3)	---	36,050	---
32	5/7	N	FLA	W	1-0	18-14	1	+1.5	Brown (5-1)	Burnett (0-1)	Shaw (10)	20,807	551,695
33	5/8	N	FLA	L	6-7	18-15	1	+5	Penny (2-0)	Prokopec (3-1)	Alfonseca (6)	24,956	576,651
34	5/9	N	FLA	W	3-2	19-15	1	+1	Park (4-3)	Dempster (3-4)	Shaw (11)	27,301	603,952
35	5/10	N	FLA	W	4-3	20-15	1	+1.5	Dreifort (2-2)	Clement (1-3)	Shaw (12)	21,907	625,859
36	5/11	N	ATL	L	1-5	20-16	1	+5	O. Perez (2-4)	Gagne (1-2)	---	54,343*	680,202
37	5/12	N	ATL	W	1-0	21-16	1	+5	Shaw (1-1)	Whiteside (0-1)	---	53,006*	733,208
38	5/13	D	ATL	W	3-1	22-16	1	+5	Prokopec (4-1)	Maddux (3-4)	Shaw (13)	37,512	770,720
5/14	Off						1	+5					
39	5/15	N	@ MON	L	0-2	22-17	2	-5	VAZQUEZ (4-4)	Park (4-4)	---	4,714	---
40	5/16	N	@ MON	W	7-2	23-17	1	+5	Dreifort (3-2)	Reames (2-5)	---	4,759	---
41	5/17	N	@ MON	L	1-3	23-18	1	+5	Armas (3-5)	Gagne (1-3)	Urbina (5)	12,926	---
42	5/18	N	@ NY	L	0-8	23-19	2	-5	Leiter (1-3)	Brown (5-2)	Wendell (1)	37,502	---
43	5/19	D	@ NY	W	10-2	24-19	1	+5	Prokopec (5-1)	Appier (2-5)	---	46,346	---
44	5/20	D	@ NY	L	5-6	24-20	1	+5	Benitez (3-1)	Adams (2-2)	---	43,404	---
45	5/21	N	@ COL	L	3-6	24-21	2	-5	Chacon (2-1)	Dreifort (3-3)	Jimenez (8)	38,196	---
46	5/22	N	@ COL	L	8-11	24-22	3	-1.5	White (1-3)	Herges (1-4)	Jimenez (9)	41,563	---
47	5/23	N	@ COL	W	6-4	25-22	3	-5	Brown (6-2)	Astacio (4-5)	Shaw (14)	46,836	---
5/24	Off						T2	-1					
48	5/25	N	HOU	W	4-1	26-22	T1	-	Park (5-4)	Miller (6-2)	Shaw (15)	30,141	800,861
49	5/26	N	HOU	W	7-2	27-22	T1	-	Prokopec (6-1)	Reynolds (4-4)	---	38,735	839,596
50	5/27	D	HOU	W	5-4 (12)	28-22	T1	-	Fetters (1-0)	Oswalt (2-1)	---	29,356	868,952
51	5/28	D	COL	W	11-10 (11)	29-22	T1	-	Herges (2-4)	Villone (0-2)	---	27,812	896,764
52	5/29	N	COL	L	2-7	29-23	2	-1	Bohanon (2-4)	Brown (6-3)	---	22,570	919,334
53	5/30	N	COL	W	4-1	30-23	2	-1	Park (6-4)	Hampton (7-2)	Shaw (16)	30,411	949,745
5/31	Off						2	-1					

May Record 15-13

54	6/1	N	@ HOU	L	9-10	30-24	2	-2	Dotel (2-3)	Fetters (1-1)	---	34,131	---
55	6/2	D	@ HOU	L	1-2	30-25	2	-3	Oswalt (3-1)	Dreifort (3-4)	Wagner (13)	38,621	---
56	6/3	D	@ HOU	W	9-8 (10)	31-25	2	-3	Fetters (2-1)	Dotel (2-4)	Shaw (17)	38,038	---
57	6/4	N	@ ARI	W	8-4	32-25	2	-2	Park (7-4)	Reynoso (1-5)	---	26,485	---
58	6/5	N	@ ARI	W	6-5	33-25	2	-1	Herges (3-4)	Kim (2-2)	Shaw (18)	32,699	---
59	6/6	N	@ ARI	L	1-4	33-26	2	-2	SCHILLING (10-1)	Prokopec (6-2)	---	31,046	---
60	6/7	D	@ ARI	L	9-13	33-27	2	-3	Batista (4-3)	Dreifort (3-5)	---	32,658	---
61	6/8	N	ANA	L	0-1	33-28	2	-4	Valdes (4-3)	Carrara (0-1)	Percival (15)	37,449	987,194
62	6/9	D	ANA	W	2-1	34-28	2	-3	Shaw (2-1)	Weber (3-1)	---	54,415*	1,041,609
63	6/10	D	ANA	L	5-6 (10)	34-29	2	-4	Levine (3-4)	Gagne (1-4)	Percival (16)	45,260	1,086,869
64	6/11	N	TEX	L	7-12	34-30	2	-4.5	Oliver (5-2)	Prokopec (6-3)	---	27,431	1,114,300
65	6/12	N	TEX	W	8-4	35-30	2	-3.5	Dreifort (4-5)	Judd (1-1)	---	26,206	1,140,506
66	6/13	N	TEX	W	5-3	36-30	2	-3.5	Herges (4-4)	Smart (1-2)	Shaw (19)	30,101	1,170,607
6/14	Off						2	-4					

SEASON IN REVIEW

#	DATE	D/N	OPP	W/L	SCORE	REC.	POS.	GB	WINNER	LOSER	SAVE	ATTEN.	HOME
67	6/15	N	@ ANA	W	6-2	37-30	2	-3	Park (8-4)	Ortiz (4-5)	Fetters (1)	42,287	---
68	6/16	N	@ ANA	L	5-6	37-31	2	-4	Percival (3-1)	Herges (4-5)	---	43,429	---
69	6/17	D	@ ANA	L	4-6	37-32	T2	-5	Levine (4-4)	Shaw (2-2)	---	43,001	---
	6/18	Off					T2	-5					
70	6/19	N	ARI	L	2-9	37-33	T2	-6	Johnson (9-4)	Dreifort (4-6)	---	31,160	1,201,767
71	6/20	N	ARI	W	4-3	38-33	T2	-5	Shaw (3-2)	Sabel (3-1)	---	35,651	1,237,418
	6/21	Off					3	-5.5					
72	6/22	N	SD	L	6-9	38-34	3	-6.5	Witasick (5-2)	Herges (4-6)	Hoffman (15)	35,169	1,272,587
73	6/23	N	SD	L	2-6	38-35	3	-7.5	Lawrence (1-0)	Prokopec (6-4)	Seanez (1)	45,130	1,317,717
74	6/24	D	SD	L	1-6	38-36	3	-7.5	EATON (8-3)	Dreifort (4-7)	---	37,136	1,354,853
75	6/25	N	@ SF	L	2-5	38-37	3	-7.5	Gardner (4-5)	Park (8-5)	Nen (22)	40,942	---
76	6/26	N	@ SF	W	14-8	39-37	3	-6.5	Reyes (1-0)	Worrell (1-2)	---	41,288	---
77	6/27	D	@ SF	W	7-3	40-37	3	-6.5	Adams (3-2)	Hernandez (6-10)	---	41,161	---
78	6/28	N	@ SD	W	7-4	41-37	T2	-6	Carrara (1-1)	Seanez (0-1)	Shaw (20)	21,221	---
79	6/29	N	@ SD	W	7-5	42-37	T2	-6	Williams (1-0)	Eaton (8-4)	Shaw (21)	31,793	---
80	6/30	N	@ SD	W	7-3	43-37	T2	-6	Herges (5-6)	Hoffman (2-3)	---	60,830	---
June Record 13-14													
81	7/1	D	@ SF	W	8-0	44-37	T2	-6	Brown (7-3)	Jones (4-11)	Reyes (1)	27,401	---
82	7/2	N	SD	W	8-6	45-37	2	-5.5	Adams (4-2)	Vogelsgong (0-3)	Shaw (22)	30,464	1,385,317
83	7/3	N	SF	W	4-3	46-37	2	-4.5	Williams (2-0)	Hernandez (6-11)	Shaw (23)	36,948	1,422,265
84	7/4	N	SF	W	4-3	47-37	2	-4.5	Herges (6-6)	Rodriguez (4-1)	Shaw (24)	54,636*	1,476,901
85	7/5	N	SF	L	2-3	47-38	2	-4.5	Ortiz (9-5)	Reyes (1-1)	Nen (26)	35,063	1,511,964
86	7/6	N	SEA	L	0-13	47-39	2	-4.5	GARCIA (10-1)	Brown (7-4)	---	53,072*	1,565,036
87	7/7	D	SEA	W	2-1	48-39	2	-3.5	Herges (7-6)	Paniagua (3-2)	---	40,937	1,605,973
88	7/8	D	SEA	L	2-9	48-40	2	-3.5	Sele (10-1)	Williams (2-1)	---	40,511	1,646,484
7/9-11 All-Star Break													
89	7/12	N	@ OAK	L	0-6	48-41	2	-3.5	Mulder (10-6)	Adams (4-3)	---	18,293	---
90	7/13	N	@ OAK	L	7-11	48-42	2	-4.5	Hudson (10-5)	Park (8-6)	Isringhausen (18)	28,627	---
91	7/14	D	@ OAK	W	5-3 (15)	49-42	2	-4.5	Reyes (2-1)	Guthrie (6-2)	---	35,163	---
92	7/15	N	@ PIT	W	4-2	50-42	2	-3.5	Brown (8-4)	Schmidt (5-5)	Shaw (25)	38,152	---
93	7/16	N	@ PIT	W	6-4	51-42	2	-3.5	Gagne (2-4)	Beimel (4-5)	Shaw (26)	26,145	---
94	7/17	N	@ PIT	W	4-1	52-42	2	-2.5	Adams (5-3)	Anderson (5-9)	Herges (1)	30,150	---
95	7/18	N	MIL	W	1-0	53-42	2	-2	PARK (9-6)	Levraut (4-4)	---	32,844	1,679,328
96	7/19	D	MIL	W	8-6	54-42	2	-1.5	Herges (8-6)	Weathers (2-4)	Shaw (27)	34,613	1,713,941
97	7/20	N	@ COL	L	3-11	54-43	2	-1.5	Bohanon (5-5)	Prokopec (6-5)	---	47,704	---
98	7/21	D	@ COL	W	22-7	55-43	2	-1.5	Gagne (3-4)	Neagle (6-4)	---	43,011	---
99	7/22	N	@ COL	W	9-8	56-43	2	-1.5	Adams (6-3)	Astacio (6-12)	Shaw (28)	40,085	---
100	7/23	N	@ MIL	W	3-1	57-43	2	-5	Park (10-6)	Levraut (4-5)	Shaw (29)	42,132	---
101	7/24	N	@ MIL	W	7-2	58-43	2	-5	Springer (1-1)	Wright (8-6)	---	34,444	---
102	7/25	D	@ MIL	L	3-4	58-44	2	-1.5	Weathers (3-4)	Herges (8-7)	---	39,223	---
103	7/26	N	COL	W	3-1	59-44	2	-5	Gagne (4-4)	Neagle (6-5)	Shaw (30)	32,750	1,746,691
104	7/27	N	COL	W	4-2	60-44	1	+5	Adams (7-3)	Astacio (6-13)	Shaw (31)	40,114	1,786,805
105	7/28	D	COL	W	10-6	61-44	1	+1.5	Park (11-6)	Hampton (10-8)	Shaw (32)	34,808	1,821,613
106	7/29	N	COL	L	2-3	61-45	1	+1.5	Powell (3-2)	Herges (8-8)	Jimenez (14)	54,556*	1,876,169
	7/30	Off					1	+1.5					
107	7/31	N	CIN	L	1-3	61-46	1	+5	Graves (4-2)	Orosco (0-1)	---	38,337	1,914,506
July Record 18-9													
108	8/1	N	CIN	L	5-10	61-47	1	+5	Davis (5-1)	Adams (7-4)	---	38,582	1,953,088
109	8/2	N	CIN	L	4-7	61-48	1	+5	Dessens (8-8)	Prokopec (6-6)	Graves (19)	30,171	1,983,259
110	8/3	N	CHI	L	1-2	61-49	T2	-5	Wood (10-6)	Park (11-7)	Gordon (22)	52,118	2,035,377
111	8/4	D	CHI	W	3-1	62-49	1	+5	Baldwin (1-0)	Tavarez (8-7)	Shaw (33)	47,311	2,082,688
112	8/5	N	CHI	W	3-2 (10)	63-49	1	+5	Mulholland (1-0)	Gordon (1-1)	---	51,327	2,134,015
	8/6	Off					1	+5					
113	8/7	N	@ PIT	W	2-1	64-49	1	+1	Adams (8-4)	McKnight (1-2)	Shaw (34)	28,873	---
114	8/8	N	@ PIT	W	9-4	65-49	1	+1.5	Carrara (2-1)	Anderson (6-12)	---	29,528	---
115	8/9	N	@ PIT	L	5-8	65-50	1	+1	Ritchie (9-10)	Park (11-8)	---	29,841	---
116	8/10	N	@ PHI	L	5-10	65-51	1	+5	Figueroa (4-2)	Baldwin (1-1)	---	16,298	---
117	8/11	D	@ PHI	L	3-7	65-52	2	-5	Person (10-6)	Gagne (4-5)	---	25,344	---
118	8/12	D	@ PHI	L	2-3	65-53	3	-1.5	Duckworth (2-0)	Adams (8-5)	Mesa (10)	21,477	---
	8/13	Off					3	-2					
119	8/14	N	MON	L	1-4	65-54	3	-3	Lloyd (8-3)	Shaw (3-3)	---	30,085	2,164,100
120	8/15	N	MON	W	13-1	66-54	3	-3	Carrara (3-1)	Pavano (0-1)	---	43,049	2,207,149
121	8/16	D	MON	L	3-7	66-55	3	-3.5	Reames (3-8)	Trombley (0-1)	---	30,347	2,237,496
122	8/17	N	NY	W	8-3	67-55	3	-3.5	Adams (9-5)	Rusch (6-8)	---	41,801	2,279,297
123	8/18	N	NY	L	4-5	67-56	3	-4.5	Riggan (1-2)	Trombley (0-2)	Benitez (28)	54,092*	2,333,389
124	8/19	D	NY	L	5-6	67-57	3	-5.5	Trachsel (7-11)	Park (11-9)	Benitez (29)	49,395	2,382,784
	8/20	Off					3	-5.5					
125	8/21	N	@ FLA	W	5-4	68-57	3	-4.5	Carrara (4-1)	Nunez (3-4)	Shaw (35)	12,209	---
126	8/22	N	@ FLA	L	6-8	68-58	3	-5.5	Burnett (9-9)	Adams (9-6)	---	12,081	---
127	8/23	N	@ FLA	W	6-2	69-58	3	-4.5	Baldwin (2-1)	Dempster (14-11)	---	12,362	---
128	8/24	N	@ ATL	W	4-1	70-58	3	-3.5	PARK (12-9)	Glavine (11-7)	---	35,451	---
129	8/25	N	@ ATL	W	8-7	71-58	3	-3.5	Prokopec (7-6)	Marquis (3-5)	Shaw (36)	48,225	---
130	8/26	D	@ ATL	L	2-9	71-59	3	-4.5	Burkett (11-8)	Gagne (4-6)	---	34,469	---
131	8/27	D	@ ATL	W	4-2	72-59	3	-3.5	Adams (10-6)	Remlinger (3-3)	Shaw (37)	26,038	---
132	8/28	N	COL	L	3-4	72-60	3	-4.5	Davis (1-3)	Shaw (3-4)	Powell (3)	39,051	2,421,835
133	8/29	N	COL	L	3-5	72-61	3	-5.5	Jennings (2-0)	Baldwin (2-2)	Powell (4)	27,697	2,449,532
134	8/30	N	COL	W	5-4	73-61	3	-4.5	Park (13-9)	Neagle (8-7)	Shaw (38)	36,254	2,485,786
135	8/31	N	STL	L	1-5	73-62	3	-5	Williams (11-9)	Gagne (4-7)	---	45,172	2,530,958
August Record 12-16													

SEASON IN REVIEW

2002 MEDIA GUIDE

#	DATE	D/N	OPP	W/L	SCORE	REC.	POS.	GB	WINNER	LOSER	SAVE	ATTEN.	HOME
136	9/1	N	STL	W	3-1	74-62	3	-4	Adams (11-6)	Hermanson (12-11)	Shaw (39)	37,470	2,568,428
137	9/2	N	STL	W	7-3	75-62	3	-3	Brown (9-4)	Kile (13-10)	---	54,258*	2,622,686
	9/3	Off					3	-3					
138	9/4	N	@ COL	L	2-5	75-63	3	-3	Neagle (9-7)	Baldwin (2-3)	Powell (7)	30,455	---
139	9/5	N	@ COL	W	7-2	76-63	3	-3	Herges (9-8)	Myers (1-3)	---	31,791	---
140	9/6	N	@ COL	W	9-5	77-63	3	-2	Adams (12-6)	Hampton (13-11)	---	31,407	---
141	9/7	N	@ STL	W	7-1	78-63	2	-1	Brown (10-4)	Hermanson (12-12)	---	33,935	---
142	9/8	D	@ STL	L	5-6	78-64	3	-2	Al. Benes (2-0)	Baldwin (2-4)	Stechschulte (4)	41,542	---
143	9/9	D	@ STL	L	1-8	78-65	3	-3	Mathews (1-0)	Park (13-10)	---	36,337	---
	9/10	Off					3	-3					
	9/11-13	@ SD							postponed until Oct. 2-4				
	9/14-16	@ SF							postponed until Oct. 5-7				
144	9/17	N	SD	L	4-6	78-66	3	-4	Middlebrook (1-0)	Park (13-11)	Hoffman (37)	40,676	2,663,362
145	9/18	N	SD	L	2-3	78-67	3	-4	Jarvis (12-10)	Adams (12-7)	Hoffman (38)	28,473	2,691,835
146	9/19	N	SD	L	3-4 (10)	78-68	3	-4	Nunez (4-2)	Trombley (0-3)	Hoffman (39)	36,807	2,723,737
147	9/20	N	ARI	W	3-2 (13)	79-68	3	-3	Prokopec (8-6)	Swindell (2-5)	---	31,776	2,755,513
148	9/21	N	ARI	L	0-10	79-69	3	-4	Batista (10-8)	Mulholland (1-1)	---	44,321	2,799,834
149	9/22	D	ARI	W	6-5 (11)	80-69	3	-3	Gagne (5-7)	Koplove (0-1)	---	40,215	2,840,049
150	9/23	D	ARI	L	1-6	80-70	3	-4	Schilling (21-6)	Adams (12-8)	---	48,410	2,888,459
151	9/24	N	SF	L	1-2	80-71	3	-4.5	Hernandez (13-14)		Baldwin (2-5)	Nen (41)	38,849
	9/25	N	SF	W	9-5	81-71	3	-3.5	Park (14-11)	Rueter (13-12)	---	40,874	2,968,182
153	9/26	N	SF	L	4-6	81-72	3	-4.5	Rodriguez (9-1)	Shaw (3-5)	Nen (42)	49,320	3,017,502
	9/27	Off					3	-5					
154	9/28	N	@ ARI	L	3-4 (11)	81-73	3	-6	Morgan (1-0)	Trombley (0-4)	---	46,838	---
155	9/29	N	@ ARI	L	1-8	81-74	3	-7	Batista (11-8)	Baldwin (2-6)	---	43,936	---
156	9/30	D	@ ARI	W	2-1	82-74	3	-6	Park (15-11)	Swindell (2-6)	Shaw (40)	43,138	---
									September Record 9-12				
	10/1	Off					3	-6					
157	10/2	N	@ SD	W	5-2	83-74	3	-6	Carrara (5-1)	Hoffman (3-4)	Shaw (41)	22,442	---
158	10/3	N	@ SD	W	12-5	84-74	3	-6	Gagne (6-7)	Jones (8-19)	---	23,138	---
159	10/4	D	@ SD	L	3-6	84-75	3	-7	Middlebrook (2-1)	Prokopec (8-7)	Hoffman (43)	21,606	---
160	10/5	N	@ SF	W	11-10	85-75	3	-7	Carrara (6-1)	Worrell (2-5)	Shaw (42)	41,730	---
161	10/6	D	@ SF	W	6-2	86-75	3	-6	Baldwin (3-6)	Hernandez (13-15)	Shaw (43)	41,636	---
162	10/7	D	@ SF	L	1-2	86-76	3	-6	Gardner (5-5)	Springer (1-1)	Nen (45)	41,257	---
									October Record 4-2				

DODGERS CHOSEN IN EXPANSION DRAFT

1962: New York Mets selected pitcher Roger Craig (regular phase), first baseman Gil Hodges (regular phase). Houston Colt .45s selected pitcher Turk Farrell (special phase), infielder Bob Aspromonte (regular phase), infielder Norm Larker (regular phase) and pitcher Jim Golden (minor league phase).

1969: San Diego Padres selected infielder Zoilo Versalles (second round), outfielder Al Ferrara (third round) and outfielder Jim Williams (fifth round). Montreal Expos selected pitcher Jack Billingham (first round), pitcher Mudcat Grant (fourth round) and Jim Fairey (sixth round).

1992: Colorado Rockies picked second baseman Eric Young (first round) and infielder Roberto Mejia (second round). The Rockies selected Jody Reed (first round, Boston Red Sox organization) and traded him to the Dodgers in exchange for pitcher Rudy Seanez. The Florida Marlins selected pitcher Jaime McAndrew (third round).

1997: Arizona Diamondbacks selected outfielder Karim Garcia (first round) and pitcher Jesus Martinez (third round). Tampa Bay Devil Rays selected pitcher Rick Gorecki (second round).

** The only no-hitter thrown against an expansion team was by Dodger Hall of Famer Sandy Koufax in a 5-0 victory over the Mets on June 30, 1962.

2001 DODGER NOTES

THE MAGICAL MANAGER - Dodger first-year manager Jim Tracy skillfully kept the Dodgers in the middle of the division race despite having to use the disabled list 20 times. He also withstood Dodger players missing over a combined 600 games and three of the Dodgers' original five starting pitchers requiring surgery. Tracy had to juggle the lineup and subsequently used 114 different combinations in 162 games. The Dodgers finished 86-76, 6.0 games behind Arizona. The Dodgers had at least a share of first place for 39 days, the last time being Aug. 10 when they had a 0.5 game lead. The Dodgers' biggest deficit of the season was 7.5 games out from June 23-25.

DODGERS ENJOY STRONG SPRING - The Dodgers finished the spring training schedule with an 18-13-2 record. It was the seventh time in Los Angeles Dodger history that the team has won as many as 18 spring games. Darren Dreifort led all spring pitchers with a perfect 5-0 record. Paul Lo Duca topped the team with a .459 average and Chris Donnels led the Dodgers with five home runs and 16 RBI.

SUCCESSFUL START - The Dodgers defeated Milwaukee 1-0 on April 2 at Dodger Stadium on the strength of a Gary Sheffield home run in the sixth inning. Starting pitcher Chan Ho Park pitched 7.0 shutout innings for the win and Jeff Shaw pitched a perfect ninth for the save. It was the Dodgers' fourth consecutive win in a home opener.

CLOSE ENCOUNTERS - The Dodgers played 58 one-run games (36 percent) more than any team in the majors. The Dodgers posted a 29-29 record in one-run games, one victory less than the New York Mets and New York Yankees who shared the Major League lead with 30 one-run victories.

LO DUCA WAS NO FLUKA - Catcher Paul Lo Duca enjoyed a very consistent and productive season for the Dodgers, leading all Dodger batters with a .320 average (50 or more at bats), 28 doubles, 25 home runs and 90 RBI. He had at least one hit in 90 of his 115 starts and reached via hit or walk in 103 of 115 starts. In addition, he hit .379 (39-for-103) with runners in scoring position to tie Colorado's Larry Walker and Pittsburgh's Aramis Ramirez for third in the National League, trailing Houston's Craig Biggio (.388) and San Francisco's Barry Bonds (.382). His .411 average (46-for-112) against left-handed hurlers ranked second in the National League to Houston's Moises Alou. Lo Duca led off 44 times in 2001 (.328, 62-for-189) and played four different positions (C, 1B, RF & LF) and batted in six spots in the order (1st, 2nd, 4th, 5th, 6th & 7th). Behind the plate, Lo Duca threw out 30 of 78 runners trying to steal (38%).

HITTING THE MAGIC MARK - The Dodgers drew 3,017,502 fans at Dodger Stadium this season, marking the sixth consecutive season they have reached the three-million mark in home attendance. In doing so, they also extended their own Major League record to 16 seasons of drawing at least 3,000,000 fans.

GREEN ENJOYS RECORD SEASON - In 2001, right fielder Shawn Green turned in one of the most prolific seasons in Dodger history. He set franchise records with 49 home runs and 30 road round-trippers and established new L.A. Dodger marks with 84 extra-base hits and 358 total bases. His 125 RBI rank second in L.A. history to Tommy Davis, who set the club mark with 153 in 1962, and Green's 121 runs scored are second on the all-time L.A. list to Maury Wills, who crossed the dish 130 times in 1962. In addition, Green became only the fifth left-handed batter in Major League history to hit 49 or more homers, joining Barry Bonds (49 in 2000, 73 in 2001), Luis Gonzalez (57 in 2001), Johnny Mize (51 in 1947) and Larry Walker (49 in 1997). Green also became just the fifth player in Major League Baseball history to hit 40 or more home runs in both leagues, having hit 42 in 1999 with Toronto. Others to accomplish the feat are Darrell Evans, Ken Griffey, Jr., David Justice and Mark McGwire.

SHAW BECOMES FRANCHISE LEADER - It was a milestone and record-breaking season for closer Jeff Shaw, who racked up 43 saves to tie the New York Mets' Armando Benitez and San Diego's Trevor Hoffman for second in the NL behind San Francisco's Robb Nen (45). In doing so, Shaw, who notched career save No. 200 along the way, set a new Dodger mark for career saves with 129, eclipsing the previous record of 127, tallied by Todd Worrell (1993-97). Shaw now has 203 career saves after saving 40-plus for the third time.

SHEFF SHINES ON DEFENSE TOO - In 2001, left fielder Gary Sheffield slugged 36 home runs, becoming only the second outfielder in L.A. history to hit 30-plus homers in three consecutive seasons, joining Raul Mondesi (1995-97). Sheffield also made his mark in the outfield as he finished second in the N.L. with 17 outfield assists to trail only Philadelphia's Pat Burrell (18). The only L.A. outfielder to have more assists in a season was Frank Howard, who nailed 19 baserunners in 1962.

E.K. MOVES UP THE CHARTS - First baseman Eric Karros, a Dodger since 1991, climbed several notches on all-time L.A. Dodger lists in 2001. While extending his L.A. career home run mark to 257, he moved up to second place behind Steve Garvey (992) in RBI with 903 and into third place in total bases (2,531). In addition, he went past Ron Cey into fifth place on all-time L.A. lists in both hits (1,466) and at-bats (5,478) and he is now sixth in games played for L.A. with 1,459.

HISTORIC HOME RUNS - The back-to-back home runs leading off the Dodgers' 7-5 win on April 5 against the Arizona Diamondbacks by Tom Goodwin and Mark Grudzielanek marked the first time in franchise history that Dodger players began a game with consecutive homers.

A GREEN STREAK TO REMEMBER - Right fielder Shawn Green hit home runs in five consecutive games from July 21-26 which set an L.A. Dodger record and marked the most homers in consecutive games by a Dodger batter since Roy Campanella also hit home runs in five straight, June 11-17, 1950. Green's previous career high for consecutive games with a homer was four, which he accomplished from April 5-9, 1998 while with Toronto.

GREEN DAY - Shawn Green was 3-for-5 with three home runs and seven RBI during the club's 13-1 win over the Expos on Aug. 15 to set new single-game career highs in homers and RBI. The last Dodger with three home runs in a game was Kevin Elster on April 11, 2000 at San Francisco, while the last Dodger to record seven RBI was Mike Piazza on Aug. 27, 1995 at Philadelphia.

LO DUCA TIES CLUB SINGLE-GAME HIT RECORD - Catcher Paul Lo Duca was 6-for-6 on May 28 against Colorado in the Dodgers' 11-10, 11-inning win to establish new career highs in hits and RBI (4). His previous high in hits was three (May 27, 2001 vs. Houston), while his previous high for RBI was three (four times, last time May 22, 2001 at Colorado). The last Dodger with six hits in a game was Willie Davis on May 24, 1973 vs. New York in a 19-inning game. In their history the Dodgers have had just seven players with six hits in a game.

BELTRE RINGS TRUE FOR 17 CONSECUTIVE GAMES - Third baseman Adrian Beltre had a career-high 17-game hitting streak from Aug. 25-Sept. 18. Beltre hit .304 (21-for-69) with three doubles, a home run and five RBI in the streak. The 17-game hitting streak was the longest in 2001 by a Dodger and the longest by a Dodger since Mike Blowers and Mike Piazza both registered 19-game hitting streaks in the 1996 season.

NO SHORTAGE OF POWER - The Dodgers slugged 206 home runs as a team, which ranks as the third-best home run total in franchise history. The 2000 Dodgers established the club record with 211 round-trippers, besting the old team record of 208 home runs hit by the 1953 Brooklyn Dodgers.

BOCACHICA'S BIG BLAST - Infielder Hiram Bocachica became just the 10th player in Dodger Stadium history to homer onto the Loge Level when he slugged a 412-foot blast off Arizona's Randy Johnson on June 19. Bocachica took a 1-0 pitch from Johnson and deposited it on the second level seats down the left field line, only the fourth Dodger to accomplish the feat. Other Dodgers with Loge Level blasts were Frank Howard, Todd Hundley and Raul Mondesi.

A CALL TO ARMS - When Terry Mulholland started on Sept. 21 vs. Arizona, he became the Dodgers' 12th starting pitcher of the season, the most by Los Angeles since utilizing a Los Angeles Dodger-record 13 starting pitchers during the 1964 season. Pitchers who started for the Dodgers in 2001 were Chan Ho Park (35), Eric Gagne (24), Terry Adams (22), Luke Prokopec (22), Kevin Brown (19), Darren Dreifort (16), James Baldwin (12), Giovanni Carrara (3), Terry Mulholland (3), Dennis Springer (3), Andy Ashby (2) and Jeff Williams (1).

MATT WELCOMES THE CALL - Reliever Matt Herges tied for the National League lead in wins by a reliever as he went 9-8 with a 3.44 ERA in 75 relief appearances. It was the second straight season he tied for the NL lead in relief wins and his 20-win total over the two seasons (20-8) is the most in the Majors by a reliever. Herges also ranked second in the N.L. in innings pitched, as his 99.1 total trailed only Scott Sullivan of Cincinnati, who pitched 103.1 innings out of the bullpen.

READY IN RELIEF - Matt Herges (75) and Jeff Shaw (77) both appeared in 70 or more games. It was the first time in franchise history that a pair of relievers each pitched in 75 or more games in the same season. The others that have come close are Bob Miller (74) and Ron Perranoski (72) in 1964 and Antonio Osuna (73) and Todd Worrell (72) in 1996.

HIATT WINS PCL PLAYER OF THE YEAR HONORS - Dodger infielder Phil Hiatt was named the 2001 Most Valuable Player of the Pacific Coast League, as he batted .330 with 29 doubles, five triples, 44 home runs and 99 RBI in 113 games for Triple-A Las Vegas. The 32-year-old infielder led all minor league players with 44 home runs, set the Las Vegas club record and matched the all-time single-season home run record by a Dodger minor leaguer, set by Greg Brock in 1982. Hiatt made a run at the PCL Triple Crown, finishing sixth in average, first in home runs and second in RBI. In addition, he led the PCL in runs scored (107), total bases (315), extra-base hits (78) and slugging percentage (.722).

NINE-GAME WINNING STREAK - The Dodgers won a season-high nine straight games (all against the NL West) from June 26-July 4. The last time the Dodgers won more games consecutively was May 17-29, 1993, when they won 11 straight.

DODGERS SET L.A. RECORD FOR RUNS IN A GAME - The Dodgers defeated the Colorado Rockies 22-7 on July 21 in Denver to set an L.A. Dodger record for most runs scored in a game. The Dodgers had scored 19 runs in a game three times since the team moved to Los Angeles in 1958. The run total was the most scored by the Dodgers since they tallied 23 runs in a 23-6 win against Pittsburgh on July 10, 1943. The Dodgers scored nine runs in the eighth inning, their most in a single frame since tallying 10 runs in the second inning on Sept. 13, 1977 vs. San Diego.

2001 FINAL DODGER BATTING STATISTICS

Player	AVG.	G	AB	R	H	2B	3B	HR	RBI	SH	SF	BB	SO	SB	CS	SLG.	OBP
Adams, Terry	.051	43	39	2	2	1	0	0	1	5	1	3	19	0	0	.077	.116
Ashby, Andy	.500	3	2	1	1	0	0	0	1	2	0	1	0	0	0	.500	.667
Aven, Bruce	.333	21	24	3	8	2	0	1	2	0	0	5	0	0	0	.542	.385
Baldwin, James	.077	12	26	0	2	1	0	0	1	1	0	0	12	0	0	.115	.077
Beltre, Adrian	.265	126	475	59	126	22	4	13	60	2	5	28	82	13	4	.411	.310
Bocachica, Hiram	.233	75	133	15	31	11	1	2	9	0	0	9	33	4	1	.376	.287
Bogar, Tim	.333	12	15	4	5	2	0	2	2	0	0	2	1	0	0	.867	.415
Branson, Jeff	.286	13	21	3	6	0	0	0	0	0	0	4	0	0	0	.286	.286
Brown, Kevin	.083	20	36	2	3	0	0	1	2	2	0	0	12	0	0	.167	.154
Carrara, Giovanni	.250	47	12	1	3	0	0	0	0	0	0	2	0	0	0	.250	.250
Christensen, McKay	.327	28	49	7	16	2	0	1	7	0	0	3	10	3	2	.429	.400
Cora, Alex	.217	134	405	38	88	18	3	4	29	3	2	31	58	0	2	.306	.285
Donnels, Chris	.170	66	88	8	15	2	0	3	8	0	0	12	25	0	0	.295	.277
Dreifort, Darren	.152	16	33	4	5	2	0	1	2	3	0	1	20	1	0	.303	.176
Gagne, Eric	.136	33	44	3	6	2	1	1	2	6	0	1	13	0	1	.295	.156
Goodwin, Tom	.231	105	285	51	66	8	5	4	22	1	2	23	58	22	8	.336	.286
Green, Shawn	.297	161	619	121	184	31	4	49	125	0	5	72	107	20	4	.598	.372
Grissom, Marquis	.221	135	448	59	99	17	1	21	60	0	2	16	107	7	5	.404	.250
Grudzielanek, M.	.271	133	539	83	146	21	3	13	55	3	5	28	83	4	4	.393	.317
Hansen, Dave	.236	92	140	13	33	10	0	2	20	0	3	32	29	0	1	.350	.371
Herges, Matt	.444	75	9	0	4	0	0	0	1	1	0	0	3	0	0	.444	.444
Hiatt, Phil	.240	30	50	6	12	3	0	2	6	0	0	3	19	0	0	.420	.283
Johnson, Brian	.250	3	4	0	1	0	0	0	1	0	0	0	1	0	0	.250	.250
Karros, Eric	.235	121	438	42	103	22	0	15	63	0	3	41	101	3	1	.388	.303
Kreuter, Chad	.215	73	191	21	41	11	1	6	17	0	1	41	52	0	0	.377	.355
Lo Duca, Paul	.320	125	460	71	147	28	0	25	90	5	9	39	30	2	4	.543	.374
Mulholland, Terry	.000	19	6	0	0	0	0	0	0	0	0	0	3	0	0	.000	.000
Nunez, Jose	.000	6	0	0	0	0	0	0	0	0	0	0	0	0	0	.000	.000
Park, Chan Ho	.145	36	69	6	10	3	0	0	4	7	0	5	22	0	0	.188	.203
Pena, Angel	.204	22	54	3	11	1	0	1	2	2	1	1	17	0	0	.278	.214
Prokopec, Luke	.194	30	36	1	7	1	0	0	0	7	0	0	13	0	0	.222	.194
Reboulet, Jeff	.266	94	214	35	57	15	2	3	22	5	0	33	48	0	1	.397	.367
Reyes, Al	.333	19	3	1	1	0	0	0	0	1	0	0	1	0	0	.333	.333
Sheffield, Gary	.311	143	515	98	160	28	2	36	100	0	5	94	67	10	4	.583	.417
Springer, Dennis	.000	4	6	0	0	0	0	0	0	1	0	0	3	0	0	.000	.000
Williams, Jeff	.000	15	4	0	0	0	0	0	0	0	0	0	2	0	0	.000	.000
DODGERS	.255	162	5493	758	1399	264	27	206	714	57	44	519	1062	89	42	.425	.323
OPPONENTS	.252	162	5496	744	1387	268	26	184	714	69	39	524	1212	82	51	.411	.323

OPPONENT HOME RUN LEADERS AT DODGER STADIUM

Top home run leaders by opponents at Dodger Stadium:

George Foster 23
Henry Aaron 22
Dale Murphy 22
Mike Schmidt 22
Willie Stargell 21

Top active home leaders by opponents at Dodger Stadium:

Barry Bonds 18
Ken Caminiti 17
Matt Williams 16
Jeff Bagwell 14
Luis Gonzalez 13
Sammy Sosa 13

2001 FINAL DODGER PITCHING STATISTICS

Player	W-L	ERA	G	GS	SV	IP	H	R	ER	HR	BB	SO	OPP AVG.
Adams, Terry	12-8	4.33	43	22	0	166.1	172	84	80	9	54	141	.267
Ashby, Andy	2-0	3.86	2	2	0	11.2	14	5	5	2	1	7	.292
Baldwin, James	3-6	4.20	12	12	0	79.1	82	39	37	10	25	53	.274
Brown, Kevin	10-4	2.65	20	19	0	115.2	94	41	34	8	38	104	.224
Carrara, Giovanni	6-1	3.16	47	3	0	85.1	73	30	30	12	24	70	.231
Donnels, Chris	0-0	0.00	1	0	0	0.1	0	0	0	0	0	0	.000
Dreifort, Darren	4-7	5.13	16	16	0	94.2	89	62	54	11	47	91	.251
Fetters, Mike	2-1	6.07	34	0	1	29.2	33	23	20	6	13	26	.273
Gagne, Eric	6-7	4.75	33	24	0	151.2	144	90	80	24	46	130	.251
Herges, Matt	9-8	3.44	75	0	1	99.1	97	39	38	8	46	76	.259
Mulholland, Terry	1-1	4.66	41	4	0	65.2	78	35	34	12	17	42	.295
LA	1-1	5.83	19	3	0	29.1	40	20	19	7	7	25	.315
Nunez, Jose	0-1	13.50	6	0	0	7.1	14	15	11	4	5	11	.389
Olson, Gregg	0-1	8.03	28	0	0	24.2	26	24	22	4	20	24	.268
Orosco, Jesse	0-1	3.94	35	0	0	16.0	17	7	7	3	7	21	.279
Park, Chan Ho	15-11	3.50	36	35	0	234.0	183	98	91	23	91	218	.216
Prokopec, Luke	8-7	4.88	29	22	0	138.1	146	80	75	27	40	91	.268
Reyes, Al	2-1	3.86	19	0	1	25.2	28	13	11	3	13	23	.269
Shaw, Jeff	3-5	3.62	77	0	43	74.2	63	32	30	10	18	58	.227
Springer, Dennis	1-1	3.32	4	3	0	19.0	19	7	7	3	2	7	.275
Trombly, Mike	0-4	6.56	19	0	0	23.1	27	17	17	5	10	27	.290
Williams, Jeff	2-1	6.29	15	1	0	24.1	26	18	17	5	17	9	.295
DODGERS	86-76	4.25	162	162	46	1450.2	1387	744	685	184	524	1212	.252
OPPONENTS	76-86	4.31	162	162	36	1445.1	1399	758	692	206	519	1062	.255

OPPONENT BREAKDOWN

	HOME	ROAD	TOTALS
	W-L	W-L	W-L
vs. Atlanta	2-1	3-1	5-2
vs. Florida	3-1	2-1	5-2
vs. Montreal	1-2	1-2	2-4
vs. New York	1-2	1-2	2-4
vs. Philadelphia	3-0	0-3	3-3
TOTAL VS. EAST	10-6	7-9	17-15
	HOME	ROAD	TOTALS
	W-L	W-L	W-L
vs. Chicago	2-1	0-3	2-4
vs. Cincinnati	0-3	2-1	2-4
vs. Houston	3-0	1-2	4-2
vs. Milwaukee	3-0	2-1	5-1
vs. Pittsburgh	2-1	5-1	7-2
vs. St. Louis	2-1	1-2	3-3
TOTAL VS. CENTRAL	12-6	11-10	23-16
	HOME	ROAD	TOTALS
	W-L	W-L	W-L
vs. Arizona	4-5	5-5	9-10
vs. Colorado	6-4	5-4	11-8
vs. San Diego	2-7	7-3	9-10
vs. San Francisco	6-4	5-4	11-8
TOTAL VS. WEST	18-20	22-16	40-36
	HOME	ROAD	TOTALS
	W-L	W-L	W-L
vs. Anaheim	1-2	1-2	2-4
vs. Oakland	0-0	1-2	1-2
vs. Seattle	1-2	0-0	1-2
vs. Texas	2-1	0-0	2-1
TOTAL VS. AL	4-5	2-4	6-9

OVERALL TOTALS **44-37** **42-39** **86-76**

MISCELLANEOUS BREAKDOWN

	HOME	ROAD	TOTALS
	W-L	W-L	W-L
Shutouts	4-3	1-5	5-8
Shutouts - Individual	1-1	0-3	1-4
Extra Innings	5-4	2-2	7-6
One-Run Decisions	19-14	10-15	29-29
Two-Run Decisions	11-4	8-5	19-9
vs. LH Starters	14-9	11-9	25-18
vs. RH Starters	30-28	31-30	61-58
Grass Fields	44-37	41-34	85-71
Artificial Fields	0-0	1-5	1-5
Day Games	11-7	11-16	22-23
Night Games	33-30	31-23	64-53

	DODGERS	OPPONENTS
Double Plays	138	145
Triple Plays	0	0
Left On Base	1,075	1,105
Grand Slam Homers	2	6
Home Runs (Home)	94	89
Home Runs (Road)	112	95
	WON	LOST
Starters	58	50
Relievers	28	25
Streaks	9	5
Doubleheaders (Home)	0	0
Doubleheaders (Road)	0	0

ATTENDANCE

Home	3,017,502 (81 dates)	37,253 AVG.
Road	2,665,752 (81 dates)	32,911 AVG.

2001 FINAL DODGER FIELDING STATISTICS

Pitchers

Player	PCT	G	GS	PO	A	E	TC	DP
Adams, Terry	.978	43	22	13	31	1	45	2
Ashby, Andy	1.000	2	2	0	1	0	1	0
Baldwin, J.	.929	12	12	5	8	1	14	1
Brown, Kevin	.941	20	19	10	22	2	34	1
Carrara, G.	1.000	47	3	5	10	0	15	1
Donnels, Chris	.000	1	0	0	0	0	0	0
Dreifort, Darren	.938	16	16	4	11	1	16	2
Fetters, Mike	.800	34	0	1	3	1	5	0
Gagne, Eric	.955	33	24	10	11	1	22	0
Herges, Matt	.952	75	0	5	15	1	21	1
Mulholland, T.	1.000	19	3	2	2	0	4	0
Nunez, Jose	0.000	6	0	0	0	1	1	0
Olson, Gregg	.750	28	0	0	3	1	4	0
Orosco, Jesse	1.000	35	0	1	1	0	2	0
Park, Chan Ho	.963	36	35	12	40	2	54	2
Prokopec, Luke	.920	29	22	8	15	2	25	2
Reyes, Al	1.000	19	0	3	3	0	6	0
Shaw, Jeff	1.000	77	0	8	14	0	22	0
Springer, D.	1.000	4	3	0	1	0	1	0
Trombley, Mike	1.000	19	0	0	1	0	1	0
Williams, Jeff	1.000	15	1	4	5	0	9	1

Catchers

Player	PCT	G	GS	PO	A	E	TC	DP	PB
Johnson, Brian	1.000	2	0	3	0	0	3	0	0
Kreuter, Chad	1.000	70	58	486	29	0	515	4	5
Lo Duca, Paul	.991	99	91	643	53	6	702	8	4
Peña, Angel	1.000	15	13	125	11	0	136	0	0

First Basemen

Player	PCT	G	GS	PO	A	E	TC	DP
Bogar, Tim	1.000	3	0	9	0	0	9	1
Donnels, Chris	1.000	7	4	40	2	0	42	4
Green, Shawn	1.000	1	1	5	0	0	5	1
Hansen, Dave	.984	25	16	169	12	3	184	11
Hiatt, Phil	.952	6	1	20	0	1	21	3
Karros, Eric	.996	119	118	964	71	4	1039	82
Lo Duca, Paul	.990	33	22	185	17	2	204	17

Second Basemen

Player	PCT	G	GS	PO	A	E	TC	DP
Bocachica, H.	.941	19	14	23	41	4	68	8
Branson, Jeff	1.000	6	3	7	10	0	17	2
Cora, Alex	1.000	1	1	1	1	0	2	0
Grudzielanek, M.	.984	133	131	245	359	10	614	75
Reboulet, Jeff	.984	22	13	25	35	1	61	8

Shortstops

Player	PCT	G	GS	PO	A	E	TC	DP
Beltre, Adrian	1.000	2	1	4	3	0	7	0
Bogar, Tim	1.000	2	2	1	2	0	3	0
Branson, Jeff	.000	2	0	0	0	1	1	0
Cora, Alex	.962	132	119	178	328	20	526	63
Hansen, Dave	.000	1	0	0	0	0	0	0
Reboulet, Jeff	.961	56	40	77	96	7	180	33

Third Basemen

Player	PCT	G	GS	PO	A	E	TC	DP
Beltre, Adrian	.952	124	121	99	215	16	330	18
Bocachica, H.	.778	8	7	1	6	2	9	0
Bogar, Tim	.000	1	0	0	0	0	0	0
Branson, Jeff	.000	1	0	0	0	0	0	0
Donnels, Chris	.897	14	12	6	20	3	29	2
Hansen, Dave	.927	21	13	4	34	3	41	5
Hiatt, Phil	1.000	17	7	9	8	0	17	1
Reboulet, Jeff	.714	7	2	1	4	2	7	0

Outfielders

Player	PCT	G	GS	PO	A	E	TC	DP
Aven, Bruce	1.000	9	1	5	0	0	5	0
Bocachica, H.	.889	13	3	8	0	1	9	0
Christensen, M	.917	14	10	22	0	2	24	0
Goodwin, Tom	.994	78	69	153	1	1	155	0
Green, Shawn	.982	159	159	312	8	6	326	0
Grissom, M.	1.000	123	101	227	6	0	233	0
Lo Duca, Paul	.900	5	2	9	0	1	10	0
Reboulet, Jeff	.000	2	0	0	0	0	0	0
Sheffield, Gary	.972	141	141	195	17	6	218	0

Opponents Caught Stealing

Player	G	GS	CS	SBA	PCT
Johnson	2	0	0	0	---
Kreuter	70	58	16	43	.372
Lo Duca	99	91	31	79	.392
Peña	15	13	4	11	.364
	162	51	133		.383

2001-2002 DODGER TRANSACTIONS

- Jan. 4 Signed Giovanni Carrara (P), Jim Dougherty (P), Kip Gross (P), Scott Service (P), Steve Beiser (C), John Pachot (C), Phil Hiatt (INF) and Andy Stankiewicz (INF) to minor-league contracts.
- Jan. 17 Signed Doug Linton (P) and Tim Bogar (INF) to minor-league contracts.
- Jan. 18 Signed Ramon Martinez (P) as a free agent.
- Feb. 8 Signed Jesse Orosco (P) to a minor-league contract.
- Feb. 20 Signed Jeff Reboulet (INF) to a minor-league contract.
- Feb. 25 Acquired Marquis Grissom (OF) and a player to be named later from the Milwaukee Brewers for Devon White (OF).
- March 3 Reassigned Steve Bieser (C), Ben Diggins (P), Jim Dougherty (P), Max Regalado (P), John Pachot (C), Cam Smith (P) and Brian Stephenson (P) to minor league camp.
- March 5 Signed Mark Lewis (INF) to a minor-league contract.
- March 13 Optioned Luke Allen (OF), Adrian Burnside (P), Kris Foster (P) and Carlos Garcia (P) to Jacksonville (AA); optioned Chad Ricketts (P) and Jeff Williams (P) to Las Vegas (AAA); optioned Ricardo Rodriguez (P) to Vero Beach (A); reassigned Eddie Priest (P), Al Reyes (P), Geronimo Gil (C), Marcus Jensen (C), Shawn Gilbert (OF), Jorge Nuñez (INF), Tony Mota (OF) and Scott Service (P) to minor league camp.
- March 18 Acquired Gary Majewski (P), Andre Simpson (P) and Orlando Rodriguez (P) from the Chicago White Sox for Antonio Osuna (P) and Carlos Ortega (P).
- March 21 Optioned Onan Masaoka (P) and Luke Prokopec (P) to Las Vegas (AAA); reassigned Doug Linton (P), Todd Rizzo (P) and Matt Whisenant (P) to minor-league camp.
- March 22 Reassigned Brent Cookson (OF), Brian Johnson (C), Keith Johnson (INF), Chris Prieto (OF) and Andy Stankiewicz (IF) to minor-league camp.
- March 24 Released Mark Lewis (INF) from his minor-league contract.
- March 26 Placed Adrian Beltre (INF) on the 15-day disabled list due to abdominal surgery (retroactive to 3/23)
- March 27 Placed Dave Hansen (INF) on the 15-day disabled list with a broken left hand (retroactive to March 23); placed Carlos Perez (P) on the 15-day disabled list due to left shoulder surgery.
- March 28 Granted Ramon Martinez (P) his free agency. Traded Mike Judd (P) to the Tampa Bay Devil Rays for a player to be named later.
- March 29 Gave F.P. Santangelo (OF) his unconditional release.
- March 30 Granted Jesse Orosco (P) his free agency.
- March 31 Placed Kevin Brown (P) on the 15-day disabled list with a right Achilles tendon strain (retroactive to March 24); Optioned Bruce Aven (OF) to Las Vegas (AAA); assigned Giovanni Carrara (P), Kip Gross (P), Jeff Branson (INF), Phil Hiatt (INF) and Jeff Barry (OF) to Las Vegas (AAA); granted Yorkis Perez (P) his free agency; selected the contracts of Tim Bogar (INF) and Jeff Reboulet (INF) from Las Vegas (AAA).
- April 1 Recalled Luke Prokopec (P) from Las Vegas (AAA)
- April 5 Placed Tim Bogar (INF) on the 15-day disabled list with a strained right hamstring (retroactive to April 4); selected the contract of Phil Hiatt (INF) from Las Vegas (AAA).
- April 10 Activated Kevin Brown (P) from the disabled list; optioned Luke Prokopec (P) to Las Vegas (AAA).
- April 18 Placed Andy Ashby (P) on the 15-day disabled list with a right elbow muscle strain (retroactive to April 16); recalled Luke Prokopec (P) from Las Vegas (AAA).
- April 24 Agreed to terms with Jesse Orosco (P) on a minor-league contract.
- April 26 Activated Dave Hansen (INF) from the disabled list; optioned Phil Hiatt (INF) to Las Vegas.
- May 2 Placed Paul Lo Duca (C) on the 15-day disabled list with a strained left hamstring and strained left oblique muscle (retroactive to April 29); purchased the contract of Brian Johnson (C) from Las Vegas.
- May 4 Gave Carlos Perez (P) his unconditional release.
- May 8 Designated Jose Nunez (P) for assignment; purchased the contract of Giovanni Carrara (P) from Las Vegas (AAA).
- May 12 Activated Adrian Beltre (INF) from the disabled list; optioned Brian Johnson (C) to Las Vegas.
- May 21 Activated Paul Lo Duca (C) from the disabled list; placed Chris Donnels (INF) on the 15-day disabled list with a right lumbar sprain (retroactive to May 19).
- May 25 Placed Eric Karros (INF) on the 15-day disabled list with a lower back sprain (retroactive to May 22); selected the contract of Jesse Orosco (P) from Las Vegas (AAA).
- May 28 Placed Gary Sheffield (OF) on the 15-day disabled list with a grade-three sprain of the ulnar collateral ligament of the left index finger (retroactive to May 24); activated Tim Bogar (INF) from the disabled list.
- June 2 Acquired Ruddy Lugo (P) from the Milwaukee Brewers to complete Feb. 25 deal; assigned Lugo to Wilmington (A).
- June 4 Placed Kevin Brown (P) on the 15-day disabled list with cervical radiculopathy (retroactive to May 30); activated Chris Donnels (INF) from the disabled list.
- June 8 Activated Gary Sheffield (OF) from the DL; designated Angel Peña (C) for assignment.
- June 12 Placed Mark Grudzielanek (INF) on the 15-day disabled list with a sprained left ankle; recalled Jeff Williams (P) from Las Vegas (AAA). Optioned Eric Gagne (P) to Las Vegas (AAA); selected the contract of Jeff Branson (INF) from Las Vegas.
- June 15 Outrighted Angel Pena (C) to Las Vegas (AAA). Activated Eric Karros (INF) from the disabled list; placed Tim Bogar (INF) on the 15-day disabled list with a strained right hamstring (retroactive to June 14). Transferred Andy Ashby (P) from the 15-day to the 60-day disabled list.
- June 23 Selected the contract of Al Reyes (P) from Las Vegas (AAA); designated Gregg Olson (P) for assignment.
- June 24 Activated Kevin Brown (P) from the disabled list; placed Mike Fetters (P) on the 15-day disabled list with a left cervical spasm (retroactive to June 20).
- June 28 Activated Mark Grudzielanek (INF) from the disabled list; optioned Jeff Branson (INF) to Las Vegas (AAA).
- June 30 Placed Darren Dreifort on the 15-day disabled list with a sprained right elbow; activated Tim Bogar (INF) from the DL.
- July 4 Placed Tim Bogar (INF) on the 15-day disabled list with a sprained right foot (retroactive to July 2); recalled Eric Gagne (P) from Las Vegas (AAA).

- July 5 Activated Mike Fetters (P) from the 15-day disabled list; optioned Eric Gagne (P) to Las Vegas.
 July 13 Acquired McKay Christensen (OF) from the Chicago White Sox for Wade Parrish (P), who was with Jacksonville (AA); assigned Christensen to Las Vegas (AAA). Placed Hiram Bocachica (INF/OF) on the 15-day disabled list with a sprained right ankle (retroactive to July 9).
- July 15 Recalled Eric Gagne (P) from Las Vegas (AAA).
 July 18 Placed Kevin Brown (P) on the 15-day disabled list with a severe sprain of the flexor muscle of his right elbow (retroactive to July 16); selected the contract of Dennis Springer (P) from Las Vegas (AAA); transferred Darren Dreifort (P) from the 15-day to the 60-day disabled list.
- July 20 Outrighted Chris Donnels (INF) to Las Vegas (AAA); recalled Bruce Aven (OF) from Las Vegas (AAA).
 July 21 Placed Tom Goodwin (OF) on the 15-day disabled list with a strained right hamstring; recalled McKay Christensen (OF) from Las Vegas (AAA).
- July 23 Claimed Danny Mota (P) off waivers from the Minnesota Twins; assigned Mota to Las Vegas.
 July 26 Acquired James Baldwin (P) and cash considerations from the Chicago White Sox for Jeff Barry (OF), Gary Majewski (P) and Onan Masaoka (P). Activated Hiram Bocachica (INF/OF) from the disabled list; optioned Dennis Springer (P) to Las Vegas. Optioned Bruce Aven (OF) to Las Vegas (AAA).
- July 28 Acquired Terry Mulholland (P) from the Pittsburgh Pirates for Adrian Burnside (P) and Mike Fetters (P). Acquired Mike Trombley (P) from the Baltimore Orioles for Kris Foster (P) and Geronimo Gil (C).
 July 31 Optioned Jeff Williams (P) to Las Vegas (AAA).
- Aug. 1 Activated Tom Goodwin (OF) from the disabled list; placed Luke Prokopec (P) on the 15-day disabled list with a blister on his right middle finger.
 Aug. 9 Optioned McKay Christensen (OF) to Las Vegas (AAA); recalled Bruce Aven (OF) from Las Vegas (AAA).
- Aug. 15 Placed Jesse Orosco (P) on the 15-day disabled list with a sprained lower back (retroactive to Aug. 13); recalled Jeff Williams (P) from Las Vegas (AAA).
 Aug. 19 Activated Luke Prokopec (P) from the disabled list; designated Al Reyes (P) for assignment.
 Aug. 25 Activated Kevin Brown (P) from the disabled list; optioned Jeff Williams (P) to Las Vegas.
 Aug. 28 Recalled Phil Hiatt (INF) from Las Vegas (AAA); optioned Luke Prokopec (P) to Las Vegas.
 Aug. 30 Outrighted Al Reyes (P) to Las Vegas (AAA).
 Aug. 31 Activated Jesse Orosco (P) from the disabled list; recalled Dennis Springer (P) and McKay Christensen (OF) from Las Vegas (AAA); selected the contract of Chris Donnels (INF) from Las Vegas (AAA).
- Sept. 1 Recalled Jeff Branson (INF) from Las Vegas (AAA).
 Sept. 2 Recalled Luke Prokopec (P), Jeff Williams (P) and Brian Johnson (C) from Las Vegas (AAA); selected the contract of Al Reyes (P) from Las Vegas (AAA).
 Sept. 4 Granted free agency to Bruce Aven (OF), Jeff Branson (INF), Chris Donnels (INF), Brian Johnson (C), Al Reyes (P) and Dennis Springer (P). Added Jorge Nuñez (INF) to the 40-man roster.
- Nov. 9 Exercised contract options on Dave Hansen (INF) and Jeff Reboulet (INF); Acquired Omar Daal (P) from the Philadelphia Phillies for Jesus Cordero (P) and Eric Junge (P).
- Nov. 20 Added Victor Alvarez (P), Chin-Feng Chen (OF), Steve Colyer (P), Jose Diaz (C) and Joe Thurston (INF) to the 40-man roster.
- Dec. 3 Signed Kevin Beirne (P) to a minor-league contract.
 Dec. 4 Signed Angelo Encarnacion (C) to a minor-league contract.
 Dec. 7 Signed Jesse Orosco (P) to a minor-league contract.
 Dec. 13 Acquired Cesar Izturis (INF) and Paul Quantrill (P) from the Toronto Blue Jays for Luke Prokopec (P) and Chad Ricketts (P).
 Dec. 20 Signed free agent Hideo Nomo (P) to a two-year contract.
 Dec. 21 Acquired Dave Roberts (OF) from the Cleveland Indians for Christian Bridenbaugh (P) and Nial Hughes (P).
 Dec. 27 Signed Todd Williams (P) to a minor-league contract.
 Dec. 31 Signed Mike Johnson (P) to a minor-league contract.
 Jan. 4 Signed Dennis Springer (P) to a minor-league contract.
 Jan. 7 Signed Bryan Corey (P) to a minor-league contract.
 Jan. 8 Signed Roberto Kelly (OF) to a minor-league contract.
 Jan. 9 Signed Rafael Roque (P) to a minor-league contract.
 Jan. 10 Signed Mike Kinkade (C/OF) to a minor-league contract.
 Jan. 11 Signed Stan Spencer (P) and Mark Whiten (OF) to minor-league contracts.
 Jan. 14 Signed Jeff Branson (IF) and Robert Ellis (P) to minor-league contracts.
 Jan. 15 Acquired Andrew Brown (P), Brian Jordan (OF) and Odalis Perez (P) from Atlanta for Gary Sheffield (OF).
 Jan. 16 Signed Ricky Bones (P) to a minor-league contract.
 Jan. 30 Signed Dante Bichette (OF) to a minor-league contract.
 Feb. 5 Claimed Craig House (P) off waivers from the New York Mets.
 Feb. 8 Signed free agent Kazuhisa Ishii (P) to a four-year free agent contract with two club options for 2006 and 2007.

2001 DODGER HIGHs AND LOWs

GENERAL

Longest Win Streak	9
Longest Win Streak, Home	6
Longest Win Streak, Road	6
Longest Losing Streak	5
Longest Losing Streak, Home	5
Longest Losing Streak, Road	4
Longest Game, Innings	15
Longest Game, Time	4:58
Longest Nine-Inning Game, Time	4:27
Shortest Game, Time	1:55
Largest Crowd, Home	54,636
Largest Crowd, Road	60,830
Smallest Crowd, Home	20,542
Smallest Crowd, Road	4,714
Largest Winning Margin	15
Largest Losing Margin	19
Largest Deficit Overcome	5
Largest Lead Lost	5
Most Errors	4
Most Double Plays	4

June 26-July 4
twice; April 25-May 7; May 12-28
June 26-July 1
three times, last time: Sept. 8-19
July 29-Aug. 3
twice, May 4-15 and Aug. 9-12
July 14 @ OAK
July 14 @ OAK (15 innings)
Oct. 5 @ SF (NL record)
April 10 @ ARI
July 4 vs. SF
June 30 @ SD
April 5 vs. ARI
May 15 @ MTL
July 21 @ COL (LA -22, COL-7)
May 5 @ CHI (CHI-20, LA-1)
three times, last time: June 3 @ HOU
three times, last time: Oct. 5 @ SF
June 23 vs. SD
twice July 29 vs. COL, Aug. 17 vs. NY

TEAM PITCHING

Fewest Runs Allowed, Game	0
Most Runs Allowed, Game	20
Most Runs Allowed, Inning	8
Fewest Hits Allowed, Game	2
Most Hits Allowed, Game	20
Most Homers Allowed, Game	6
Most Homers Allowed, Inning	2
Most Strikeouts, Game	14
Most Walks Issued, Game	9

four times, last time: July 1 @ SD
May 5 @ CHI
twice; May 5 @ CHI (7th and 8th innings)
twice May 7 vs. FLA; July 18 vs. MIL
Aug. 1 vs. CIN
Aug. 2 vs. CIN
twice; April 18 @ SF, May 5 @ CHI
three times, last time: Sept. 20 vs. ARI (13)
May 5 @ CHI

INDIVIDUAL PITCHING

Most Innings Pitched, Starter	9.0
Most Innings Pitched, Reliever	3.1
Fewest Hits, Complete Game	2
Most Strikeouts, Starter	11
Most Strikeouts, Reliever	5
Most Homers Allowed, Game	4
Most Cons. Scoreless IP, Starter	19.0
Most Cons. Scoreless IP, Reliever	9.0
Longest Winning Streak	6
Longest Losing Streak	5

Park, twice, July 18 vs. MIL and August 24 @ ATL
Williams, July 13 @ OAK
Park, July 18 vs. MIL
Prokopec, July 25 @ MIL and Brown, Sept. 17 vs. SD
three times, last time: Carrara, Sept. 21 vs. ARI
Prokopec, Aug. 2 vs. CIN
Brown, May 2 (7th) - May 18 (2nd)
Adams (April 3-17) and Shaw (April 28-May 13)
Carrara, June 28-Oct. 5
Prokopec, June 6-Aug. 2 and Baldwin, Aug. 29-Sept. 29

TEAM BATTING

Most Runs, Game	22
Most Runs, Game, Both Teams	29
Most Runs, Inning	9
Most Hits, Game	23
Most Hits, Game, Both Teams	35
Most Hits, Inning	8
Most Doubles, Game	5
Most Triples, Game	2
Most Homers, Game	5
Most Homers, Inning	3
Most Cons. Games, Homer	14
Most Cons. No Homer	4
Most Total Bases, Game	40
Most Extra Base Hits, Game	8
Most Walks, Game	10
Most Strikeouts, Game	13
Most Steals, Game	4
Most Left on Base, Game	16
Most Double Plays Hit Into, Game	3

July 21 @ COL (LA Dodger record)
July 21 @ COL (LA-22, COL-7)
July 21 @ COL (8th inning)
July 21 @ COL
July 21 @ COL (LA-23, COL-12)
July 21 @ COL (8th inning)
six times, last time: Sept. 25 @ SF
five times, last time: Aug. 1 vs. CIN
four times, last time: June 4 @ ARI
June 28 @ SD (Sheffield, Green, Beltre - 8th inning)
June 10-26
Sept. 26-30
July 21 @ COL
four times, last time: July 28 vs. COL
Aug. 14 vs. MTL
four times, last time: Sept. 23 vs. ARI
July 22 @ COL
Sept. 21 vs. ARI (13 innings)
three times, last time: July 29 vs. COL

INDIVIDUAL BATTING

Most At Bats, Game	7
Most Runs, Game	4
Most Hits, Game	6
Most Doubles, Game	3
Most Triples, Game	1
Most Homers, Game	3
Most Total Bases, Game	12
Most Extra Base Hits, Game	3
Most RBI, Game	7
Most Walks, Game	3
Most Stolen Bases, Game	3
Most Consecutive Games, Hit	17
Most Consecutive Games, Homer	5
Most Consecutive Games, Run	9
Most Consecutive Games, RBI	8

three times, last time: Grissom, Sept. 21 vs. ARI (13 innings)
Sheffield, July 21 @ COL and Beltre, Aug. 15 vs. MTL
Lo Duca, May 28 vs. COL (11 inn., ties franchise record)
Kreuter, June 30 @ SD (ties franchise record)
27 times, last time: Sheffield, Oct. 7 @ SF
Green, Aug. 15 vs. MTL
Green, Aug. 15 vs. MTL
six times, last: Green, Aug. 15 vs. MTL
Green, Aug. 15 vs. MTL
Kreuter, four times, last time: June 20 vs. ARI
Goodwin, June 5 @ ARI
Beltre, Aug. 25-Sept. 18
Green, July 21-25 (LA Dodger record)
Green, Aug. 17-26
Green, June 25-July 2

2001 FINAL MAJOR LEAGUE STANDINGS

A.L. EAST	WON	LOST	PCT.	GB	HOME	ROAD	VS. EAST	VS. CENT.	VS. WEST	VS. N.L.
New York	95	65	.594	-	51-28	44-37	50-24	23-13	12-20	10-8
Boston	82	79	.509	13.5	41-40	41-39	41-34	16-20	15-17	10-8
Toronto	80	82	.494	16.0	40-42	40-40	37-39	19-13	16-20	8-10
Baltimore	63	98	.391	32.5	30-50	33-48	31-44	16-16	10-26	6-12
Tampa Bay	62	100	.383	34.0	37-44	25-56	29-47	13-19	10-26	10-8

A.L. CENTRAL	WON	LOST	PCT.	GB	HOME	ROAD	VS. EAST	VS. CENT.	VS. WEST	VS. N.L.
Cleveland	91	71	.562	-	44-36	47-35	22-14	47-29	15-17	7-11
Minnesota	85	77	.525	6.0	47-34	38-43	13-19	47-29	16-20	9-9
Chicago	83	79	.512	8.0	46-35	37-44	16-16	42-34	13-23	12-6
Detroit	66	96	.407	25.0	37-44	29-52	17-19	24-52	15-17	10-8
Kansas City	65	97	.401	26.0	35-46	30-51	13-19	30-46	14-22	8-10

A.L. WEST	WON	LOST	PCT.	GB	HOME	ROAD	VS. EAST	VS. CENT.	VS. WEST	VS. N.L.
Seattle	116	46	.716	-	57-24	59-22	33-12	31-10	40-18	12-6
Oakland*	102	60	.630	14.0	53-28	49-32	31-14	27-14	32-26	12-6
Anaheim	75	87	.463	41.0	39-42	36-45	24-17	24-21	17-41	10-8
Texas	73	89	.451	43.0	41-41	32-48	21-20	17-28	27-31	8-10

N.L. EAST	WON	LOST	PCT.	GB	HOME	ROAD	VS. EAST	VS. CENT.	VS. WEST	VS. A.L.
Atlanta	88	74	.543	-	40-41	48-33	42-34	22-14	15-17	9-9
Philadelphia	86	76	.531	2.0	47-34	39-42	41-35	19-17	19-13	7-11
New York	82	80	.506	6.0	44-37	38-43	43-33	15-21	14-18	10-8
Florida	76	86	.469	12.0	46-34	30-52	34-42	19-17	11-21	12-6
Montreal	68	94	.420	20.0	34-47	34-47	30-46	14-22	16-16	8-10

N.L. CENTRAL	WON	LOST	PCT.	GB	HOME	ROAD	VS. EAST	VS. CENT.	VS. WEST	VS. A.L.
Houston	93	69	.574	-	44-37	49-32	18-12	50-34	16-17	9-6
St. Louis*	93	69	.574	-	54-28	39-41	19-11	49-35	17-16	8-7
Chicago	88	74	.543	5.0	48-33	40-41	16-14	48-36	15-18	9-6
Milwaukee	68	94	.420	25.0	36-45	32-49	15-15	37-47	11-22	5-10
Cincinnati	66	96	.407	27.0	27-54	39-42	16-14	32-52	14-19	4-11
Pittsburgh	62	100	.383	31.0	38-43	24-57	7-23	36-48	11-22	8-7

N.L. WEST	WON	LOST	PCT.	GB	HOME	ROAD	VS. EAST	VS. CENT.	VS. WEST	VS. A.L.
Arizona	92	70	.568	-	48-33	44-37	18-14	22-17	45-31	7-8
San Francisco	90	72	.556	2.0	49-32	41-40	18-14	21-18	41-35	10-5
LOS ANGELES	86	76	.531	6.0	44-37	42-39	17-15	23-16	40-36	6-9
San Diego	79	83	.488	13.0	35-46	44-37	17-15	24-15	32-44	6-9
Colorado	73	89	.451	19.0	41-40	32-49	15-17	24-18	32-44	2-10

* Denotes Wild Card Winner

Division Series Results

Arizona defeated St. Louis, 3-2
 Atlanta defeated Houston, 3-0
 New York Yankees defeated Oakland, 3-2
 Seattle defeated Cleveland, 3-2

League Championship Series Results

Arizona defeated Atlanta, 4-1
 New York Yankees defeated Seattle, 4-1

World Series Results

Arizona defeated New York Yankees, 4-3

2001 NATIONAL LEAGUE STATISTICS

NATIONAL LEAGUE CLUB BATTING

CLUBS	AVG.	G	AB	R	H	2B	3B	HR	RBI	BB	SO	SB	CS	LOB	SLG	OBP
Colorado	.292	162	5690	923	1663	324	61	213	874	511	1027	132	54	1158	.483	.354
Houston	.271	162	5528	847	1500	313	29	208	805	581	1119	64	49	1151	.451	.347
St. Louis	.270	162	5450	814	1469	274	32	199	768	529	1089	91	35	1095	.441	.339
Arizona	.267	162	5595	818	1494	284	35	208	776	587	1052	71	38	1183	.442	.341
San Francisco	.266	162	5612	799	1493	304	40	235	775	625	1090	57	42	1242	.460	.342
Florida	.264	162	5542	742	1461	325	30	166	713	470	1145	89	40	1117	.423	.326
Cincinnati	.262	162	5583	735	1464	304	22	176	690	468	1172	103	54	1115	.419	.324
Chicago	.261	162	5406	777	1409	268	32	194	748	577	1077	67	36	1156	.430	.336
Atlanta	.260	162	5498	729	1432	263	24	174	696	493	1039	85	46	1095	.412	.324
Philadelphia	.260	162	5497	746	1431	295	29	164	708	551	1125	153	47	1157	.414	.329
LOS ANGELES	.255	162	5493	758	1399	264	27	206	714	519	1062	89	42	1075	.425	.323
Montreal	.253	162	5379	670	1361	260	28	131	622	478	1071	101	51	1024	.396	.319
San Diego	.252	162	5482	789	1379	273	26	161	753	678	1273	129	44	1160	.399	.336
Milwaukee	.251	162	5488	740	1378	273	30	209	712	488	1399	66	36	1067	.426	.319
New York	.249	162	5459	642	1361	273	18	147	608	545	1062	66	48	1181	.387	.323
Pittsburgh	.247	162	5398	657	1333	256	25	161	618	467	1106	93	73	1058	.393	.313
TOTALS	.261	1296	88100	12186	23027	4613	488	2952	11580	8567	17908	1456	735	18034	.425	.331

NATIONAL LEAGUE CLUB PITCHING

CLUBS	W-L	ERA	G	CG	SHO	SV	IP	H	R	ER	HR	HB	BB	SO	WP	OPP	AVG
Atlanta	88-74	3.59	162	5	13	41	1447.1	1363	643	578	153	33	499	1133	41	.250	
Arizona	92-70	3.88	162	12	13	34	1459.2	1352	677	627	195	59	461	1297	45	.247	
St. Louis	93-69	3.93	162	8	11	38	1435.1	1389	684	627	196	72	526	1083	45	.256	
Chicago	88-74	4.03	162	8	6	41	1437.0	1357	701	643	164	50	550	1344	48	.249	
New York	82-80	4.07	162	6	14	48	1445.2	1418	713	654	186	43	438	1191	53	.257	
Philadelphia	86-76	4.15	162	8	7	47	1445.1	1417	719	667	170	70	527	1086	40	.259	
San Francisco	90-72	4.18	162	3	8	47	1463.1	1437	748	680	145	33	579	1080	50	.258	
LOS ANGELES	86-76	4.25	162	3	5	46	1450.2	1387	744	685	184	72	524	1212	44	.252	
Florida	76-86	4.32	162	5	11	32	1438.0	1397	744	691	151	70	617	1119	40	.257	
Houston	93-69	4.37	162	7	6	48	1454.2	1453	769	707	221	70	486	1228	42	.261	
San Diego	79-83	4.52	162	5	6	46	1440.2	1519	812	724	219	56	476	1088	46	.269	
Milwaukee	68-94	4.64	162	3	8	28	1436.1	1452	806	740	197	72	667	1057	58	.265	
Montreal	68-94	4.68	162	5	11	28	1431.1	1509	812	745	190	61	525	1103	55	.272	
Cincinnati	66-96	4.77	162	2	2	35	1442.2	1572	850	765	198	48	515	943	53	.279	
Pittsburgh	62-100	5.05	162	8	9	36	1416.1	1493	858	794	167	80	549	908	49	.272	
Colorado	73-89	5.29	162	8	8	26	1430.0	1522	906	841	239	64	598	1058	38	.275	
TOTALS	1290-1302	4.36	1296	96	138	621	23074.1	23037	12186	11168	2975	953	8537	17930	747	.261	

NATIONAL LEAGUE CLUB FIELDING

CLUBS	PCT.	G	PO	A	E	TC	DP	TP	PB
Arizona	.986	162	4379	1559	84	6022	148	0	12
Philadelphia	.985	162	4336	1603	91	6030	145	0	9
Colorado	.984	162	4290	1693	96	6079	167	0	14
Milwaukee	.983	162	4309	1727	103	6139	156	0	11
New York	.983	162	4337	1576	101	6014	132	0	11
Florida	.983	162	4314	1666	103	6083	174	0	10
Atlanta	.983	162	4342	1636	103	6081	133	0	9
Houston	.982	162	4364	1662	110	6136	138	0	4
Montreal	.982	162	4294	1621	108	6023	139	0	12
St. Louis	.982	162	4306	1664	110	6080	156	0	7
Chicago	.982	162	4311	1493	109	5913	113	0	13
San Francisco	.981	162	4390	1649	118	6157	170	0	8
LOS ANGELES	.981	162	4352	1586	116	6054	138	0	9
Pittsburgh	.978	162	4249	1799	133	6181	168	0	9
Cincinnati	.978	162	4328	1733	138	6199	136	0	21
San Diego	.976	162	4322	1607	145	6074	127	0	15
TOTALS	.982	1296	69223	26274	1768	97265	2340	0	174

2001 AMERICAN LEAGUE STATISTICS

AMERICAN LEAGUE CLUB BATTING

CLUBS	AVG.	G	AB	R	H	2B	3B	HR	RBI	BB	SO	SB	CS	LOB	SLG	OBP
Seattle	.288	162	5680	927	1637	310	38	169	881	614	989	174	42	1257	.445	.360
Cleveland	.278	162	5600	897	1559	294	37	212	868	577	1076	79	41	1136	.458	.350
Texas	.275	162	5685	890	1566	326	23	246	844	548	1093	97	32	1161	.471	.344
Minnesota	.272	162	5560	771	1514	328	38	164	717	495	1083	146	67	1102	.433	.337
Chicago	.268	162	5464	798	1463	300	29	214	770	520	998	123	59	1054	.451	.334
New York	.267	161	5577	804	1488	289	20	203	774	519	1035	161	53	1123	.435	.334
Boston	.266	161	5605	772	1493	316	29	198	739	520	1131	46	35	1161	.439	.334
Kansas City	.266	162	5643	729	1503	277	37	152	691	406	898	100	42	1086	.409	.318
Oakland	.264	162	5573	884	1469	334	22	199	835	640	1021	68	29	1171	.439	.345
Toronto	.263	162	5663	767	1489	287	36	195	728	470	1094	156	55	1124	.430	.325
Anaheim	.261	162	5551	691	1447	275	26	158	662	494	1001	116	52	1203	.405	.327
Detroit	.260	162	5537	724	1439	291	60	139	691	466	972	133	61	1093	.409	.320
Tampa Bay	.258	162	5524	672	1426	311	21	121	645	456	1116	115	52	1104	.388	.320
Baltimore	.248	162	5472	687	1359	262	24	136	663	514	989	133	53	1106	.380	.319
TOTALS	.267		78134		20852		440		10508		14496		673		.428	
		1133		11013		4200		2506		7239		1647		15881		.334

AMERICAN LEAGUE CLUB PITCHING

CLUBS	W-L	ERA	G	CG	SHO	SV	IP	H	R	ER	HR	HB	BB	SO	WP	OPP	AVG
Seattle	116-46	3.54	162	8	14	56	1465.0	1293	627	576	160	64	465	1051	40	236	
Oakland	102-60	3.59	162	13	9	44	1463.1	1384	645	583	153	46	440	1117	42	249	
New York	95-65	4.02	161	7	9	57	1451.1	1429	713	649	158	55	465	1266	54	257	
Boston	82-79	4.15	161	3	9	48	1448.0	1412	745	667	146	93	544	1259	54	254	
Anaheim	75-87	4.20	162	6	1	43	1437.2	1452	730	671	168	64	525	947	46	263	
Toronto	80-82	4.28	162	7	10	41	1462.2	1553	753	696	165	76	490	1041	33	275	
Minnesota	85-77	4.51	162	12	8	45	1441.1	1494	766	722	192	56	445	965	58	268	
Chicago	83-79	4.55	162	8	7	51	1433.1	1465	795	725	181	88	500	921	57	266	
Cleveland	91-71	4.64	162	3	4	42	1446.2	1512	821	746	148	49	573	1218	58	270	
Baltimore	63-98	4.67	162	10	6	31	1432.1	1504	829	744	194	74	528	938	37	269	
Kansas City	65-97	4.87	162	5	1	30	1440.0	1537	858	779	209	61	576	911	73	276	
Tampa Bay	62-100	4.94	162	1	6	30	1423.2	1513	887	781	207	75	569	1030	75	273	
Detroit	66-96	5.01	162	16	2	34	1429.1	1624	876	795	180	73	553	859	40	289	
Texas	73-89	5.71	162	4	3	37	1438.1	1670	968	913	222	63	596	951	70	293	
TOTALS	1138-1126	4.47	1133	103	89	589	20213.0	20842	11013	10047	2483	937	7269	14474	737	267	

AMERICAN LEAGUE CLUB FIELDING

CLUBS	PCT	G	PO	A	E	TC	DP	TP	PB
Seattle	.986	162	4395	1534	83	6012	137	0	6
Toronto	.985	162	4388	1831	97	6316	184	0	10
Anaheim	.983	162	4313	1690	103	6106	142	0	16
Cleveland	.982	162	4340	1610	107	6057	137	0	12
Minnesota	.982	162	4324	1542	108	5974	118	0	4
New York	.982	161	4354	1529	109	5992	132	0	21
Kansas City	.981	162	4320	1801	117	6238	204	0	10
Boston	.981	161	4344	1558	113	6015	129	0	23
Texas	.981	162	4315	1638	114	6067	167	1	2
Chicago	.981	162	4300	1731	118	6149	149	0	13
Oakland	.980	162	4390	1756	125	6271	151	0	4
Baltimore	.979	162	4297	1598	125	6020	137	0	15
Detroit	.979	162	4288	1775	131	6194	164	1	30
Tampa Bay	.977	162	4271	1531	139	5941	144	0	8
TOTALS	.981	1133	60639	23124	1589	85352	2095	2	174

2001 NATIONAL LEAGUE BATTING LEADERS

Batting Average

Total	Player	Team
.350	Walker	COL
.336	Helton	COL
.331	Alou	HOU
.331	Berkman	HOU
.330	Jones, C.	ATL
.329	Pujols	STL
.328	Bonds	SF
.328	Sosa	CHI
.327	Pierre	COL
.325	Gonzalez	ARI

Home Runs

Total	Player	Team
73	Bonds	SF
64	Sosa	CHI
57	Gonzalez	ARI
49	Helton	COL
49	Green	LA
45	Sexson	MIL
41	Nevin	SD
39	Bagwell	HOU
38	Walker	COL
38	Jones, C.	ATL

Runs Batted In

Total	Player	Team
160	Sosa	CHI
146	Helton	COL
142	Gonzalez	ARI
137	Bonds	SF
130	Pujols	STL
130	Bagwell	HOU
126	Berkman	HOU
126	Nevin	SD
125	Sexson	MIL
125	Green	LA

Multi-Hit Games

Total	Player	Team
64	Gonzalez	ARI
62	Pierre	COL
61	Aurilia	SF
60	Pujols	STL
59	Helton	COL
58	Vina	STL
57	Green	LA
56	Guerrero	MTL
55	Jones, C.	ATL
54	Three Players Tied	

Runs

Total	Player	Team
146	Sosa	CHI
132	Helton	COL
129	Bonds	SF
128	Gonzalez	ARI
126	Bagwell	HOU
123	Floyd	FLA
121	Green	LA
118	Biggio	HOU
118	Abreu	PHI
116	Giles	PIT

Hits

Total	Player	Team
206	Aurilia	SF
202	Pierre	COL
198	Gonzalez	ARI
197	Helton	COL
194	Pujols	STL
191	Berkman	HOU
191	Vina	STL
189	Sosa	CHI
189	Jones, C.	ATL
184	Two Players Tied	

Total Bases

Total	Player	Team
425	Sosa	CHI
419	Gonzalez	ARI
411	Bonds	SF
402	Helton	COL
370	Green	LA
364	Aurilia	SF
360	Pujols	STL
358	Berkman	HOU
346	Jones, C.	ATL
341	Bagwell	HOU

Grand Slams

Total	Player	Team
4	Nevin	SD
3	White, D.	MIL
2	Trammell	SD
2	Millar	FLA
2	Bagwell	HOU
2	Gonzalez	ARI
2	Sosa	CHI
2	Bonds	SF
2	Jones, C.	ATL
1	52 Players Tied	

Doubles

Total	Player	Team
55	Berkman	HOU
54	Helton	COL
49	Kent	SF
48	Abreu	PHI
47	Pujols	STL
45	Guerrero	MTL
44	Floyd	FLA
43	Young, E.	CHI
43	Bagwell	HOU
41	Cabrera	MTL

Triples

Total	Player	Team
12	Rollins	PHI
11	Pierre	COL
11	Uribe	COL
10	Castillo	FLA
8	Perez	COL
8	Tucker	CHI
8	Vina	STL
7	Gonzalez	ARI
7	Ochoa	COL
7	Giles	PIT

Stolen Bases

Total	Player	Team
46	Pierre	COL
46	Rollins	PHI
37	Guerrero	MTL
36	Abreu	PHI
33	Castillo	FLA
31	Young, E.	CHI
28	Womack	ARI
28	Glanville	PHI
25	Reese	CIN
25	Henderson	SD

Hitting Streaks

Total	Player	Team
23	Alou	HOU
21	Berkman	HOU
20	Polanco	STL
19	Bergeron	MTL
18	Three Streaks Tied	

2001 NATIONAL LEAGUE BATTING LEADERS

Walks

Total	Player	Team
177	Bonds	SF
116	Sosa	CHI
106	Bagwell	HOU
106	Abreu	PHI
100	Gonzalez	ARI
98	Helton	COL
98	Jones, C.	ATL
94	Sheffield	LA
93	Edmonds	STL
92	Berkman	HOU

On-Base Percentage

Total	Player	Team
515	Bonds	SF
449	Walker	COL
437	Sosa	CHI
432	Helton	COL
430	Berkman	HOU
429	Gonzalez	ARI
427	Jones, C.	ATL
.417	Sheffield	LA
.410	Edmonds	STL
.404	Giles	PIT

Slugging Percentage

Total	Player	Team
863	Bonds	SF
.737	Sosa	CHI
.688	Gonzalez	ARI
.685	Helton	COL
.662	Walker	COL
.620	Berkman	HOU
.610	Pujols	STL
.605	Jones, C.	ATL
.598	Green	LA
.590	Giles	PIT

Extra-Base Hits

Total	Player	Team
107	Bonds	SF
105	Helton	COL
103	Sosa	CHI
100	Gonzalez	ARI
94	Berkman	HOU
88	Pujols	STL
86	Bagwell	HOU
84	Green	LA
83	Guerrero	MTL
83	Abreu	PHI

Outfield Assists

Total	Player	Team
18	Burrell	PHI
17	Sheffield	LA
14	Guerrero	MTL
13	Burnitz	MIL
12	Wilson, P.	FLA
12	Shinjo	NY
12	Ochoa	COL
12	Edmonds	STL
11	Three Players Tied	

Home Batting Average

Total	Player	Team
.406	Walker, L.	COL
.384	Helton	COL
.362	Cirillo	COL
.354	Pujols	STL
.351	Aurilia	SF
.350	Walker, T.	CIN
.342	Gonzalez	ARI
.341	Vidro	MTL
.341	Alou	HOU
.338	Giles	PIT

Road Batting Average

Total	Player	Team
.349	C. Jones	ATL
.339	Casey	CIN
.327	Berkman	HOU
.326	Klesko	SD
.325	Ramirez	PIT
.321	Bonds	SF
.321	Alou	HOU
.321	Sosa	CHI
.321	Pierre	COL
.319	Vina	STL

RISP Batting Average

Total	Player	Team
.388	Biggio	HOU
.382	Bonds	SF
.379	Ramirez	PIT
.379	Walker, L.	COL
.379	Lo Duca	LA
.360	Helton	COL
.356	Casey	CIN
.350	Rolen	PHI
.346	Pierre	COL
.346	Gonzalez	ARI

Day Batting Average

Total	Player	Team
.395	Nevin	SD
.370	Pierre	COL
.356	Aurilia	SF
.353	Walker, L.	COL
.351	Piazza	NY
.348	Vidro	MTL
.345	Wilson, P.	FLA
.345	Vina	STL
.344	Jordan	ATL
.337	Giles	PIT

Night Batting Average

Total	Player	Team
.352	Sosa	CHI
.349	Walker, L.	COL
.341	Floyd	FLA
.340	Helton	COL
.334	Berkman	HOU
.333	Gonzalez	ARI
.333	Jones, C.	ATL
.331	Lo Duca	LA
.331	Bonds	SF
.330	Two Players Tied	

vs. Righty Average

Total	Player	Team
.354	Helton	COL
.342	Pujols	STL
.338	Walker	COL
.337	Berkman	HOU
.337	Pierre	COL
.334	Bonds	SF
.331	Gonzalez	ARI
.327	Cirillo	COL
.325	Aurilia	SF
.324	Casey	CIN

vs. Lefty Average

Total	Player	Team
.424	Alou	HOU
.411	Lo Duca	LA
.387	Sosa	CHI
.378	Walker	COL
.376	Jones, C.	ATL
.374	Sheffield	LA
.350	Polanco	STL
.348	Vidro	MTL
.339	Hernandez	MIL
.337	Counsell	ARI

2001 NATIONAL LEAGUE BATTING LEADERS

Hardest to Double Up (At Bats Per GDP)

Total	Player	Team
131.2	Rollins	PHI
120.3	Womack	ARI
102.8	Pierre	COL
96.8	Surhoff	ATL
96.2	Sosa	CHI
95.2	Bonds	SF
92.3	Rolen	PHI
90.6	Glanville	PHI
90.1	Vina	STL
89.5	Castillo	FLA

Caught Stealing

Total	Player	Team
17	Pierre	COL
16	Guerrero	MTL
16	Castillo	FLA
14	Kendall	PIT
14	Young, E.	CHI
14	Abreu	PHI
13	Ochoa	COL
11	Lugo	HOU
11	Young, K.	PIT
10	Two Players Tied	

Sacrifice Bunts

Total	Player	Team
17	Wilson, J.	PIT
17	Gutierrez	CHI
17	Glavine	ATL
16	Dempster	FLA
16	Vazquez	MTL
15	Lugo	HOU
15	Young, E.	CHI
14	Pierre	COL
14	Polanco	STL
14	Schilling	ARI

Sacrifice Flies

Total	Player	Team
13	Kent	SF
12	Rolen	PHI
12	Sosa	CHI
11	Gutierrez	CHI
11	Hidalgo	HOU
10	Lowell	FLA
10	Edmonds	STL
9	Six Players Tied	

Strikeouts

Total	Player	Team
185	Hernandez	MIL
178	Sexson	MIL
162	Burrell	PHI
157	Stevens	MTL
153	Sosa	CHI
150	Burnitz	MIL
147	Nevin	SD
145	Lankford	SD
142	Jones, A.	ATL
137	Abreu	PHI

Grounded Into DP

Total	Player	Team
24	Guerrero	MTL
23	Coamer	CHI
22	Polanco	STL
22	Young, D.	CIN
21	Pujols	STL
20	Sexson	MIL
20	Piazza	NY
20	Bagwell	HOU
19	Castilla	HOU
19	Santiago	SF

Intentional Walks

Total	Player	Team
37	Sosa	CHI
35	Bonds	SF
24	Guerrero	MTL
24	Gonzalez	ARI
20	Jones, C.	ATL
19	Piazza	NY
19	Floyd	FLA
17	Ordonez	NY
15	Helton	COL
14	Two Players Tied	

Hit By Pitch

Total	Player	Team
28	Biggio	HOU
22	Vina	STL
20	Kendall	PIT
16	Hidalgo	HOU
14	Gonzalez	ARI
14	Walker, L.	COL
13	Berkman	HOU
13	Rolen	PHI
12	White, D.	MIL
11	Three Players Tied	

At Bats

Total	Player	Team
656	Rollins	PHI
636	Aurilia	SF
634	Glanville	PHI
631	Vina	STL
626	Cabrera	MTL
625	Jones, A.	ATL
619	Green	LA
617	Pierre	COL
617	Biggio	HOU
609	Gonzalez	ARI

Hardest to Fan (Plate Appearances Per SO)

Total	Player	Team
23.6	Pierre	COL
19.7	Vina	STL
17.3	Lo Duca	LA
15.4	Grace	ARI
14.9	Young, E.	CHI
14.2	Polanco	STL
14.0	Kendall	PIT
12.7	Cabrera	MTL
11.7	Ordonez	NY
11.1	Surhoff	ATL

Home Run Ratio (At Bats Per HR)

Total	Player	Team
6.5	Bonds	SF
9.0	Sosa	CHI
10.7	Gonzalez	ARI
12.0	Helton	COL
12.6	Green	LA
13.1	Walker, L.	COL
13.3	Sexson	MIL
13.3	Nevin	SD
14.0	Piazza	NY
14.3	Sheffield	LA

Games Played

Total	Player	Team
162	Cabrera	MTL
162	Gonzalez	ARI
162	Abreu	PHI
161	Pujols	STL
161	Jones, A.	ATL
161	Bagwell	HOU
161	Green	LA
160	Sosa	CHI
160	Giles	PIT
159	Four Players Tied	

2001 NATIONAL LEAGUE PITCHING LEADERS

Earned Run Average

Total	Player	Team
2.49	Johnson	ARI
2.98	Schilling	ARI
3.04	Burkett	ATL
3.05	Maddux	ATL
3.09	Kile	STL
3.16	Morris	STL
3.29	Ortiz	SF
3.31	Leiter	NY
3.36	Wood	CHI
3.40	Miller	HOU

Wins

22	Morris	STL
22	Schilling	ARI
21	Johnson	ARI
20	Lieber	CHI
17	Ortiz	SF
17	Maddux	ATL
16	Miller	HOU
16	Vazquez	MTL
16	Kile	STL
16	Glavine	ATL

Saves

Total	Player	Team
45	Nen	SF
43	Hoffman	SD
43	Shaw	LA
43	Benitez	NY
42	Mesa	PHI
39	Wagner	HOU
32	Graves	CIN
26	Alfonseca	FLA
27	Gordon	CHI
22	Williams, M.	HOU

Games Started

Total	Player	Team
35	Park	LA
35	Schilling	ARI
35	Glavine	ATL
34	13 Players Tied	

Games

Total	Player	Team
89	Kline	STL
84	Lloyd	MTL
82	King	MIL
82	Fassero	CHI
80	Rodriguez	SF
80	Weathers	CHI
79	Sullivan	CIN
79	Nen	SF
78	Kim	ARI
77	Two Players Tied	

Innings Pitched

Total	Player	Team
256.2	Schilling	ARI
249.2	Johnson	ARI
234.0	Park	LA
233.0	Maddux	ATL
232.1	Lieber	CHI
227.1	Kile	STL
226.2	Hernandez	SF
223.2	Vazquez	MTL
220.2	Williams, W.	STL
219.1	Two Players Tied	

Winning Percentage

Total	Player	Team
.824	Oswalt	HOU
.786	Schilling	ARI
.778	Johnson	ARI
.769	Lieber	CHI
.733	Morris	STL
.696	Glavine	ATL
.682	Person	PHI
.667	Miller	HOU
.667	Wood	CHI
.654	Ortiz	SF

Shutouts

Total	Player	Team
3	Vazquez	MTL
3	Maddux	ATL
2	Wolf	PHI
2	Johnson	ARI
2	Lopez	ARI
2	Ritchie	PIT
1	27 Players Tied	

Home Earned Run Average

Total	Player	Team
1.62	Morris	STL
2.15	Oswalt	HOU
2.27	Penny	FLA
2.36	Park	LA
2.49	Ortiz	SF
2.54	Johnson	ARI
2.67	Wood	CHI
2.68	Kile	STL
2.72	Leiter	NY
2.78	Maddux	ATL

Road Earned Run Average

Total	Player	Team
2.43	Johnson	ARI
2.58	Burkett	ATL
2.82	Schilling	ARI
2.86	Vazquez	MTL
2.88	Miller	HOU
3.28	Reynolds	HOU
3.43	Kile	STL
3.43	Maddux	ATL
3.52	Appier	NY
3.61	Burnett	FLA

Day Earned Run Average

Total	Player	Team
2.19	Miller	HOU
2.27	Oswalt	HOU
2.48	Schilling	ARI
2.55	Morris	STL
2.58	Williams, D.	PIT
2.70	Armas	MTL
2.75	Leiter	NY
2.92	Johnson	ARI
3.02	Park	LA
3.11	Lieber	CHI

Night Earned Run Average

Total	Player	Team
2.31	Johnson	ARI
2.77	Kile	STL
2.91	Maddux	ATL
2.98	Burkett	ATL
3.13	Schilling	ARI
3.20	Ortiz	SF
3.28	Wolf	PHI
3.40	Trachsel	NY
3.45	Vazquez	MTL
3.51	Glavine	ATL

2001 NATIONAL LEAGUE PITCHING LEADERS

Winning Streaks

Total	Player	Team
10	Maddux 6/5 - 7/27	ATL
8	Morris 8/3 - 9/19	STL
8	Johnson 6/29 - 8/18	ARI
7	Sullivan 4/17 - 10/2	CIN
6	12 Streaks Tied	

Complete Games

Total	Player	Team
6	Schilling	ARI
5	Vazquez	MTL
5	Lieber	CHI
4	Wolf	PHI
4	Astacio	HOU
4	Ritchie	PIT
3	7 Players Tied	

Strikeouts

Total	Player	Team
372	Johnson	ARI
293	Schilling	ARI
218	Park	LA
217	Wood	CHI
208	Vazquez	MTL
187	Burkett	FLA
185	Morris	STL
183	Person	PHI
179	Kile	STL

Opponents Batting Average

Total	Player	Team
.202	Wood	CHI
.203	Johnson	ARI
.216	Park	LA
.230	Burkett	ATL
.231	Burnett	FLA
.232	Ortiz	SF
.234	Person	PHI
.234	Miller	HOU
.235	Vazquez	MTL
.237	Appier	NY

Hits Allowed

Total	Player	Team
266	Hernandez	SF
250	Jones, B.	SD
237	Schilling	ARI
236	Hampton	COL
232	Anderson, J.	PIT
228	Kile	STL
226	Lieber	CHI
224	Williams, W.	STL
221	Dessens	CIN
220	Maddux	ATL

Losses

Total	Player	Team
19	Jones, B.	SD
17	Anderson, J.	PIT
17	Haynes	MIL
15	Reitsma	CIN
15	Hernandez	SF
15	Ritchie	PIT
14	Dessens	CIN
14	Armas	MTL
14	Astacio	HOU
14	Tapani	CHI

Home Runs Allowed

Total	Player	Team
37	Schilling	ARI
37	Jones, B.	SD
37	Jarvis	SD
35	Williams, W.	STL
34	Hermanson	STL
34	Elarton	COL
34	Person	PHI
32	Dessens	CIN
31	Miller	HOU
31	Hampton	COL

Fewest Walks Per 9 Innings

Total	Player	Team
1.0	Maddux	ATL
1.4	Schilling	ARI
1.6	Lieber	CHI
1.8	Jones, B.	SD
1.8	Vazquez	MTL
1.8	Reynolds	HOU
2.1	Tapani	CHI
2.2	Rusch	NY
2.2	Leiter	NY
2.2	Morris	STL

Wild Pitches

Total	Player	Team
15	Clement	FLA
12	Appier	NY
10	Dreifort	LA
10	Suzuki, M.	MIL
10	Estes	SF
10	Person	PHI
9	Wood	CHI
9	Armas	MTL
8	Seven Players Tied	

Hit Batsmen

Total	Player	Team
20	Park	LA
20	Wright	MIL
18	Johnson	ARI
16	Gagne	LA
15	Clement	FLA
15	Appier	NY
13	Morris	STL
13	Astacio	HOU
11	Three Players Tied	

Earned Runs

Total	Player	Team
132	Hernandez	SF
122	Hampton	COL
117	Anderson, J.	PIT
116	Dempster	FLA
111	Jones, B.	SD
107	Reitsma	CIN
106	Wright	MIL
104	Elarton	COL
103	Jarvis	SD
103	Ritchie	PIT

Strikeouts Per 9 Innings

Total	Player	Team
13.4	Johnson	ARI
11.2	Wood	CHI
10.3	Schilling	ARI
8.4	Wolf	PHI
8.4	Park	LA
8.4	Bere	CHI
8.4	Vazquez	MTL
8.1	Armas	MTL
8.0	Tapani	CHI
7.9	Person	PHI

2001 NATIONAL LEAGUE PITCHING LEADERS

Balks

Total	Player	Team
3	Perez, O.	ATL
3	Park	LA
2	Daal	PHI
2	Eight Players Tied	

Walks

Total	Player	Team
112	Dempster	FLA
98	Wright	MIL
97	Glavine	ATL
92	Wood	CHI
91	Ortiz	SF
91	Armas	MTL
91	Park	LA
87	Chacon	COL
85	Three Players Tied	

Runs Allowed

Total	Player	Team
143	Hernandez	SF
138	Hampton	COL
137	Jones, B.	SD
123	Dempster	FLA
121	Reitsma	CIN
118	Ritchie	PIT
115	Wright	MIL
110	Williams, W.	STL
107	Two Players Tied	

Games Finished

Total	Player	Team
71	Nen	SF
66	Shaw	LA
64	Benitez	NY
59	Mesa	PHI
58	Wagner	HOU
58	Leskanic	MIL
55	Hoffman	SD
54	Graves	CIN
52	Alfonseca	FLA
49	Jimenez	COL

2001 AMERICAN LEAGUE BATTING LEADERS

Batting Average

Total	Player	Team
.350	Suzuki	SEA
.342	Giambi	OAK
.336	Alomar	CLE
.331	Boone	SEA
.330	Catalanotto	TEX
.325	Gonzalez	CLE
.318	Rodriguez	TEX
.316	Stewart	TOR
.311	Jeter	NYY
.311	Conine	BAL

Home Runs

Total	Player	Team
52	Rodriguez	TEX
49	Thome	CLE
47	Palmeiro	TEX
41	Glaus	ANA
41	Ramirez	BOS
39	Delgado	TOR
38	Giambi	OAK
37	Boone	SEA
35	Gonzalez	CLE
34	Two Players Tied	

Runs Batted In

Total	Player	Team
141	Boone	SEA
140	Gonzalez	CLE
135	Rodriguez	TEX
125	Ramirez	BOS
124	Thome	CLE
123	Palmeiro	TEX
123	Anderson	ANA
120	Giambi	OAK
116	Martinez	SEA
114	Chavez	OAK

Multi-Hit Games

Total	Player	Team
75	Suzuki	SEA
65	Boone	SEA
60	Stewart	TOR
58	Jeter	NYY
56	Anderson	ANA
55	Rodriguez	TEX
54	Beltran	KC
54	Alomar	CLE
53	Gonzalez	CLE
53	Ordonez	CWS

Runs

Total	Player	Team
133	Rodriguez	TEX
127	Suzuki	SEA
118	Boone	SEA
113	Alomar	CLE
110	Jeter	NYY
109	Giambi	OAK
108	Damon	OAK
107	Tejada	OAK
106	Beltran	KC
104	Durham	CWS

Hits

Total	Player	Team
242	Suzuki	SEA
206	Boone	SEA
202	Stewart	TOR
201	Rodriguez	TEX
194	Anderson	ANA
193	Alomar	CLE
191	Jeter	NYY
189	Beltran	KC
181	Ordonez	CWS
178	Two Players Tied	

2001 AMERICAN LEAGUE BATTING LEADERS

Total Bases

Total	Player	Team
393	Rodriguez	TEX
360	Boone	SEA
343	Giambi	OAK
338	Palmiero	TEX
328	Thome	CLE
322	Ramirez	BOS
321	Anderson	ANA
317	Beltran	KC
316	Suzuki	SEA
316	Ordonez	CWS

Grand Slams

Total	Player	Team
3	Tejada	OAK
3	Posada	NYY
2	10 Players	TIED

Doubles

Total	Player	Team
47	Giambi	OAK
46	Sweeney	KC
44	Stewart	TOR
43	Chavez	OAK
42	Durham	CWS
40	Martinez	SEA
40	Ordonez	CWS
39	Mientkiewicz	MIN
39	Anderson	ANA
38	Three Players Tied	

Triples

Total	Player	Team
14	Guzman	MIN
12	Beltran	KC
12	Alomar	CLE
11	Cedeno	DET
10	Durham	CWS
9	McLemore	SEA
8	Suzuki	SEA
8	Vizquel	CLE
7	Four Players Tied	

Stolen Bases

Total	Player	Team
56	Suzuki	SEA
55	Cedeno	DET
43	Soriano	NYY
39	McLemore	SEA
38	Knoblauch	NYY
34	Cameron	SEA
32	Cruz	TOR
31	Tyner	TB
31	Rivas	MIN
31	Beltran	KC

Hitting Streaks

Total	Player	Team
23	Suzuki	SEA
	04/22-05/18	
22	Cordova	CLE
	04/22-05/18	
21	Suzuki	SEA
	08/03-08/24	
21	Sanchez	KC
	05/11-06/03	
19	Cruz	TOR
	04/04-04/27	

Walks

Total	Player	Team
129	Giambi	OAK
111	Thome	CLE
111	Delgado	TOR
107	Glaus	ANA
101	Palmeiro	TEX
96	Salmon	ANA
94	Olerud	SEA
93	Martinez	SEA
87	Grieve	TB
81	Ramirez	BOS

On-Base Percentage

Total	Player	Team
.477	Giambi	OAK
.423	Martinez	SEA
.416	Thome	CLE
.415	Alomar	CLE
.408	Delgado	TOR
.405	Ramirez	BOS
.401	Olerud	SEA
.399	Rodriguez	TEX
.395	Williams	NYY
.391	Catalanotto	TEX

Slugging Percentage

Total	Player	Team
.660	Giambi	OAK
.624	Thome	CLE
.622	Rodriguez	TEX
.609	Ramirez	BOS
.590	Gonzalez	CLE
.578	Boone	SEA
.563	Palmeiro	TEX
.543	Martinez	SEA
.542	Burks	CLE
.542	Sweeney	KC

Extra-Base Hits

Total	Player	Team
87	Rodriguez	TEX
87	Giambi	OAK
81	Glaus	ANA
80	Palmeiro	TEX
77	Boone	SEA
76	Cruz	TOR
76	Thome	CLE
76	Ramirez	BOS
75	Chavez	OAK
75	Sweeney	KC

Outfield Assists

Total	Player	Team
18	Mondesi	TOR
14	Hunter	MIN
14	Beltran	KC
13	Salmon	ANA
12	Winn	TB
12	Dye	OAK
11	Ordonez	CWS
10	Higginson	DET
10	Gonzalez	CLE
10	Erstad	ANA

Home Batting Average

Total	Player	Team
.361	Rodriguez	TEX
.351	Stewart	TOR
.349	Giambi	OAK
.345	Catalanotto	TEX
.343	Suzuki	SEA
.342	Beltran	KC
.330	Jeter	NYY
.329	Gonzalez	CLE
.326	Alomar	CLE
.323	Conine	BAL

2001 AMERICAN LEAGUE BATTING LEADERS

Road Batting Average

Total	Player	Team
.356	Suzuki	SEA
.349	Ordonez	CWS
.345	Alomar	CLE
.339	Boone	SEA
.336	Giambi	OAK
.321	Gonzalez	CLE
.319	Olerud	SEA
.319	Ramirez	BOS
.317	Catalanotto	TEX
.315	Guzman	MIN

RISP Batting Average

Total	Player	Team
.445	Suzuki	SEA
.424	Alomar	CLE
.400	Conine	BAL
.387	Beltran	KC
.354	Giambi	OAK
.341	Posada	NY Yankees
.335	Gonzalez	CLE
.331	Thome	CLE
.326	Jeter	NY Yankees
.318	Two Players Tied	

Day Batting Average

Total	Player	Team
.397	Gonzalez	CLE
.383	Kapler	TEX
.374	Ramirez	BOS
.357	Catalanotto	TEX
.353	Suzuki	SEA
.346	Conine	BAL
.329	Rodriguez	TEX
.328	Boone	SEA
.317	Giambi	OAK
.315	Konerko	CWS

Night Batting Average

Total	Player	Team
.358	Giambi	OAK
.357	Alomar	CLE
.348	Suzuki	SEA
.347	Stewart	TOR
.337	Mientkiewicz	MIN
.332	Boone	SEA
.327	Guzman	MIN
.323	Jeter	NY Yankees
.322	Catalanotto	TEX
.322	Beltran	KC

vs. Righty Average

Total	Player	Team
.362	Suzuki	SEA
.356	Alomar	CLE
.347	Giambi	OAK
.331	Catalanotto	TEX
.328	Martinez	SEA
.323	Rodriguez	TEX
.321	Olerud	SEA
.317	Sweeney	KC
.313	Gonzalez	CLE
.313	Thome	CLE

vs. Lefty Average

Total	Player	Team
.444	Boone	SEA
.376	Conine	BAL
.368	Gonzalez	CLE
.342	Ramirez	BOS
.336	Gonzalez	TOR
.333	Giambi	OAK
.333	Jeter	NY Yankees
.333	Stewart	TOR
.326	Catalanotto	TEX
.325	Ordonez	CWS

Caught Stealing

Total	Player	Team
15	Cedeño	DET
14	Suzuki	SEA
14	Soriano	NY Yankees
12	Damon	OAK
12	Higginson	DET
11	Hairston	BAL
11	Rivas	MIN
11	Singleton	CWS
11	Mondesi	TOR
11	Gonzalez	TOR

Sacrifice Bunts

Total	Player	Team
16	Eckstein	ANA
15	Vizquel	CLE
14	Singleton	CWS
10	Johnson	CWS
9	Hairston	BAL
9	Young	TEX
9	Hernandez	OAK
9	Clayton	CWS
9	Sanchez	KC
9	Alomar	CLE

Sacrifice Flies

Total	Player	Team
16	Gonzalez	CLE
13	Boone	SEA
13	Cameron	SEA
11	Dye	OAK
10	Gonzalez	TOR
9	Nine Players Tied	

Strikeouts

Total	Player	Team
185	Thome	CLE
159	Grieve	TB
158	Glaus	ANA
155	Cameron	SEA
149	Gonzalez	TOR
147	Ramirez	BOS
138	Cruz	TOR
136	Delgado	TOR
132	Bryanan	CLE
132	Posada	NY Yankees

Grounded Into DP

Total	Player	Team
21	Olerud	SEA
20	O'Neill	NY Yankees
18	Huff	TB
18	Fletcher	TOR
18	Gonzalez	CLE
17	Long	OAK
17	Konerko	CWS
17	Rodriguez	TEX
17	Giambi	OAK
16	Six Players Tied	

Intentional Walks

Total	Player	Team
25	Ramirez	BOS
24	Giambi	OAK
22	Delgado	TOR
19	Olerud	SEA
14	Thome	CLE
13	Sweeney	KC
13	Williams	NY Yankees
11	Suzuki	SEA
10	Posada	NY Yankees
10	Clark	DET

2001 AMERICAN LEAGUE BATTING LEADERS

Hardest to Double Up (At Bats Per GDP)

Total	Player	Team
230.7	Suzuki	SEA
104.6	Cedeno	DET
92.6	Catalanotto	TEX
92.0	Damon	OAK
88.1	Beltran	KC
82.2	Guzman	MIN
82.0	Soriano	NYY
78.9	Erstad	ANA
78.9	Chavez	OAK
76.2	Spiezio	ANA

Hit By Pitch

Total	Player	Team
21	Eckstein	ANA
19	Menechino	OAK
16	Rodriguez	TEX
16	Diaz	CLE
16	Delgado	TOR
14	Knoblauch	NYY
14	Mora	BAL
13	Six Players Tied	

At Bats

Total	Player	Team
692	Suzuki	SEA
672	Anderson	ANA
644	Damon	OAK
640	Stewart	TOR
636	Gonzalez	TOR
632	Rodriguez	TEX
631	Erstad	ANA
629	Long	OAK
623	Boone	SEA
622	Tejada	OAK

Hardest to Fan (Plate Appearances Per SO)

Total	Player	Team
13.9	Suzuki	SEA
11.1	Eckstein	ANA
10.3	Damon	OAK
9.9	Macias	DET
9.9	Sweeney	KC
9.8	Higginson	DET
9.7	Olerud	SEA
9.7	Stewart	TOR
9.6	Vizquel	CLE
9.6	Ordonez	CWS

Home Run Ratio (At Bats Per HR)

Total	Player	Team
10.7	Thome	CLE
12.2	Rodriguez	TEX
12.8	Palmeiro	TEX
12.9	Ramirez	BOS
13.7	Giambi	OAK
14.3	Glaus	ANA
14.7	Delgado	TOR
15.2	Gonzalez	CLE
15.6	Valentin	CWS
15.7	Burks	CLE

Games Played

Total	Player	Team
162	Long	OAK
162	Rodriguez	TEX
162	Tejada	OAK
162	Delgado	TOR
161	Glaus	ANA
161	Anderson	ANA
160	Palmeiro	TEX
160	Ordonez	CWS
159	Hairston	BAL
159	Olerud	SEA

2001 AMERICAN LEAGUE PITCHING LEADERS

Earned Run Average

Total	Player	Team
3.05	Garcia	SEA
3.15	Mussina	NYY
3.16	Mays	MIN
3.29	Buehrle	CWS
3.37	Hudson	OAK
3.43	Moyer	SEA
3.45	Mulder	OAK
3.49	Zito	OAK
3.51	Clemens	NYY
3.59	Lidle	OAK

Wins

Total	Player	Team
21	Mulder	OAK
20	Moyer	SEA
20	Clemens	NYY
18	Hudson	OAK
18	Garcia	SEA
17	Zito	OAK
17	Sabathia	CLE
17	Mays	MIN
17	Mussina	NYY
17	Abbott	SEA

Saves

Total	Player	Team
50	Rivera	NYY
45	Sasaki	SEA
42	Foulke	CWS
39	Percival	ANA
36	Koch	TOR
34	Isringhausen	OAK
32	Wickman	CLE
28	Zimmerman	TEX
28	Hernandez	KC
28	Hawkins	MIN

Games Started

Total	Player	Team
35	Zito	OAK
35	Hudson	OAK
34	Nine Players Played	

Games

Total	Player	Team
80	Quantrill	TOR
76	Stanton	NYY
73	Grimsley	KC
72	Foulke	CWS
71	Rhodes	SEA
71	Rivera	NYY
71	Borbon	TOR
70	Four Players Played	

Innings Pitched

Total	Player	Team
238.2	Garcia	SEA
235.0	Hudson	OAK
233.2	Mays	MIN
232.0	Sparks	DET
229.1	Mulder	OAK
229.1	Weaver	DET
228.2	Mussina	NYY
226.0	Radke	MIN
222.1	Colon	CLE
221.1	Buehrle	CWS

2001 AMERICAN LEAGUE PITCHING LEADERS

Winning Percentage

Total	Player	Team
.870	Clemens	NY Yankees
.810	Abbott	SEA
.773	Sabathia	CLE
.769	Moyer	SEA
.750	Garcia	SEA
.750	Sele	SEA
.724	Mulder	OAK
.684	Lidle	OAK
.682	Milton	MIN
.680	Zito	OAK

Shutouts

Total	Player	Team
4	Mulder	OAK
3	Garcia	SEA
3	Mussina	NY Yankees
2	Zito	OAK
2	Buehrle	CWS
2	Mays	MIN
2	Nomo	BOS
2	Carpenter	TOR
2	Radke	MIN
1	11 Players Tied	

Home Earned Run Average

Total	Player	Team
2.69	Mulder	OAK
2.77	Moyer	SEA
2.97	Johnson	BAL
3.02	Garcia	SEA
3.10	Clemens	NY Yankees
3.11	Mussina	NY Yankees
3.16	Pettitte	NY Yankees
3.34	Mays	MIN
3.37	Sele	SEA
3.42	Hudson	OAK

Road Earned Run Average

Total	Player	Team
3.00	Mays	MIN
3.02	Washburn	ANA
3.09	Garcia	SEA
3.15	Buehrle	CWS
3.19	Mussina	NY Yankees
3.24	Zito	OAK
3.26	Carpenter	TOR
3.33	Hudson	OAK
3.64	Sparks	DET
3.80	Colon	CLE

Day Earned Run Average

Total	Player	Team
2.02	Lowe	CWS
2.34	Martinez	BOS
2.80	Mussina	NY Yankees
2.84	Michalak	TEX
3.18	Moyer	SEA
3.19	Lidle	OAK
3.22	Sele	SEA
3.42	Ponson	BAL
3.45	Buehrle	CWS
3.55	Washburn	ANA

Night Earned Run Average

Total	Player	Team
2.58	Hudson	OAK
2.71	Garcia	SEA
3.16	Zito	OAK
3.16	Mays	MIN
3.24	Buehrle	CWS
3.30	Clemens	NY Yankees
3.38	Mulder	OAK
3.40	Mussina	NY Yankees
3.41	Carpenter	TOR
3.54	Moyer	SEA

Winning Streaks

Total	Player	Team
16	Clemens	NY Yankees
	05/26-09/19	
10	Abbott	SEA
	05/28-08/06	
10	Moyer	SEA
	07/23-09/24	
9	Zito	OAK
	08/20-10/07	
8	Three Players Tied	

Complete Games

Total	Player	Team
8	Sparks	DET
6	Mulder	OAK
6	Radke	MIN
5	Weaver	DET
4	Buehrle	CWS
4	Mays	MIN
4	Garcia	SEA
4	Mussina	NY Yankees
3	Four Players Tied	

Strikeouts

Total	Player	Team
220	Nomo	BOS
214	Mussina	NY Yankees
213	Clemens	NY Yankees
205	Zito	OAK
201	Colon	CLE
181	Hudson	OAK
171	Sabathia	CLE
164	Pettitte	NY Yankees
163	Garcia	SEA
163	Martinez	BOS

Opponents Batting Average

Total	Player	Team
.225	Garcia	SEA
.228	Sabathia	CLE
.230	Zito	OAK
.230	Buehrle	CWS
.231	Nomo	BOS
.235	Mays	MIN
.237	Mussina	NY Yankees
.238	Abbott	SEA
.239	Moyer	SEA
.242	Lidle	OAK

Hits Allowed

Total	Player	Team
256	Helling	TEX
244	Sparks	DET
239	Loaiza	TOR
235	Weaver	DET
235	Radke	MIN
229	Carpenter	TOR
227	Schoeneweis	ANA
227	Suppan	KC
224	Pettitte	NY Yankees
223	Ortiz	ANA

Losses

Total	Player	Team
17	Mercedes	BAL
16	Weaver	DET
16	Durbin	KC
14	Suppan	KC
13	Valdes	ANA
13	Mays	MIN
13	Rekar	TB
12	Seven Players Tied	

2001 AMERICAN LEAGUE PITCHING LEADERS

Home Runs Allowed

Total	Player	Team
38	Helling	TEX
35	Milton	MIN
30	Rupe	TB
29	Carpenter	TOR
28	Johnson	BAL
27	Heredia	OAK
27	Loaiza	TOR
26	Five Players Tied	

Fewest Walks Per 9 Innings

Total	Player	Team
1.0	Radke	MIN
1.7	Mussina	NYN
1.8	Pettitte	NYN
1.9	Moyer	SEA
1.9	Loaiza	TOR
2.0	Buehrle	CWS
2.0	Mulder	OAK
2.1	Sele	SEA
2.3	Lidle	OAK
2.5	Mays	MIN

Wild Pitches

Total	Player	Team
14	Wells	CWS
14	Clemens	NYN
12	Reichert	KC
11	Mays	MIN
11	Abbott	SEA
11	Sturtze	TB
10	Stein	KC
9	Five Players Tied	

Hit Batsmen

Total	Player	Team
18	Wakefield	BOS
16	Carpenter	TOR
14	Weaver	DET
14	Schoeneweis	ANA
13	Zito	OAK
13	Wilson	TB
13	Michalak	TEX
13	Johnson	BAL
12	Four Players Tied	

Earned Runs

Total	Player	Team
124	Helling	TEX
119	Mercedes	BAL
116	Schoeneweis	ANA
106	Milton	MIN
106	Suppan	KC
106	Loaiza	TOR
105	Rupe	TB
104	Weaver	DET
104	Burba	CLE
103	Oliver	TEX

Strikeouts Per 9 Innings

Total	Player	Team
10.0	Nomo	BOS
8.7	Clemens	NYN
8.6	Zito	OAK
8.5	Sabathia	CLE
8.4	Mussina	NYN
8.1	Colon	CLE
7.9	Wakefield	BOS
7.4	Pettitte	NYN
6.9	Hudson	OAK
6.6	Carpenter	TOR

Balks

Total	Player	Team
6	Michalak	TEX
5	Buehrle	CWS
3	Sabathia	CLE
3	Woodard	CLE
3	Moreno	TEX
2	Nine Players Tied	

Walks

Total	Player	Team
96	Nomo	BOS
95	Sabathia	CLE
90	Colon	CLE
87	Abbott	SEA
80	Zito	OAK
79	Stein	KC
79	Sturtze	TB
77	Schoeneweis	ANA
77	Johnson	BAL
76	Ortiz	ANA

Runs Allowed


Total	Player	Team
134	Helling	TEX
125	Mercedes	BAL
122	Schoeneweis	ANA
120	Suppan	KC
116	Weaver	DET
114	Ortiz	ANA
113	Loaiza	TOR
112	Carpenter	TOR
112	Burba	CLE
111	Rupe	TB

Games Finished

Total	Player	Team
69	Foulke	CWS
66	Rivera	NYN
63	Sasaki	SEA
56	Koch	TOR
56	Wickman	CLE
55	Hernandez	KC
54	Isringhausen	OAK
53	Zimmerman	TEX
51	Hawkins	MIN
51	Yan	TB




OPPONENTS



Arizona Diamondbacks

National League West
Bank One Ballpark (49,033; grass; 1998)
401 E. Jefferson Street
Phoenix, AZ 85004
www.azdiamondbacks.com



Switchboard: (602) 462-6500 **Press Box:** (602) 462-4565
Media Relations: (602) 462-6519 **Media Relations FAX:** (602) 462-6527

Managing General Partner Jerry Colangelo
President Rich Dozer
Vice President & General Manager Joe Garagiola, Jr.
Director, Team Travel Roger Riley
Director, Public Relations Mike Swanson, (602) 462-6530
Assistant Director, Public Relations David Pape, (602) 462-6533
Media Coordinator Susan Webner, (602) 462-6532
Staff Assistant, Public Relations Casey Wilcox, (602) 462-6531
Staff Assistant/PA, Public Relations Jeff Munn, (602) 462-6602
Dodgers' Hotel in Arizona Ritz-Carlton

2401 E. Camelback Road
Phoenix, AZ 85016
(602) 468-0700 (602) 468-0793 FAX

Arizona's Hotel in Los Angeles Century Plaza
2025 Avenue of the Stars
Los Angeles, CA 90067
(310) 277-2000 (310) 551-3355 FAX

BOB BRENLÝ

2nd season with Arizona
2nd season overall
92-70 (.568)

ALL-TIME SERIES

All-Time Series Record 29-28
At Bank One Ballpark 12-17
At Dodger Stadium 17-11

2002 SCHEDULE

Dates	Site
May 24-26	ARI
May 31-June 2	LA
July 1-3	ARI
July 11-14	LA
Aug. 26-28	LA
Sept. 2-4	ARI

2001 MEETINGS {DODGERS LOST SERIES, 9-10}

at Dodger Stadium					at Bank One Ballpark				
Date	W-L	Score	Winner	Loser	Date	W-L	Score	Winner	Lose
4/3	L	2-3	Johnson	Nuñez	4/10	L	0-2	SCHILLING	BROWN
4/4	L	2-7	Schilling	Dreifort	4/11	W	11-5	Dreifort	Anderson
4/5	W	7-5	Ashby	Anderson	4/12	W	5-4	Ashby	Reynoso
6/19	L	2-9	Johnson	Dreifort	6/4	W	8-4	Park	Reynoso
6/20	W	4-3	Shaw	Sabel	6/5	W	6-5	Herges	Kim
9/20	W	3-2(13)	Prokopec	Swindell	6/6	L	1-4	SCHILLING	Prokopec
9/21	L	0-10	Batista	Mulholland	6/7	L	9-13	Batista	Dreifort
9/22	W	6-5(11)	Gagne	Koplove	9/28	L	3-4(11)	Morgan	Trombley
9/23	L	1-6	Schilling	Adams	9/29	L	1-8	Batista	Baldwin
					9/30	W	2-1	Park	Swindell

*ALL CAPS denote complete game

SERIES RECORD BY DECADE

1990s. 14-11, .560
2000s. 15-17, .469

YEAR-BY-YEAR SERIES RESULTS (1998-2001)

Year	Home	Road	Totals	Year	Home	Road	Totals	Year	Home	Road	Totals	Year	Home	Road	Totals
1998	4-2	4-2	8-4	1999	4-2	2-5	6-7	2000	5-2	1-5	6-7	2001	4-5	5-5	9-10

SERIES FACTS

Last Dodger 3-Game Sweep, at LA Sept. 18-20, 2000
Last Dodger 4-Game Sweep, at LA Never Accomplished
Last Dodger 3-Game Sweep, at ARI Never Accomplished
Last Dodger 4-Game Sweep, at ARI Never Accomplished
Last Arizona 3-Game Sweep, at LA Never Accomplished
Last Arizona 4-Game Sweep, at LA Never Accomplished
Last Arizona 3-Game Sweep, at ARI May 8-10, 2000
Last Arizona 4-Game Sweep, at ARI Never Accomplished

Most Runs Scored vs. ARI 9, twice, last: 6/7/01 at ARI
Most Runs Allowed vs. ARI 15, 5/8/00 at ARI
Largest Margin of Victory 8 (9-1), 4/7/98 at L.A.
Largest Margin of Defeat 10 (0-10), 9/21/01 at L.A.
Longest Winning Streak 5 games, 9/8/98-4/7/99
Longest Losing Streak 4 games, 5/8-10-6/12/01
Largest Crowd at LA 53,109, 4/5/99
Largest Crowd at ARI 48,682, 5/24/98

Last LA Doubleheader Sweep at LA Never Accomplished
Last LA Doubleheader Sweep at ARI Never Accomplished

Last ARI Doubleheader Sweep at LA Never Accomplished
Last ARI Doubleheader Sweep at ARI Never Accomplished

OPPONENTS

Atlanta Braves

National League East
 Turner Field (53,091; grass; 1997)
 755 Hank Aaron Drive
 Atlanta, GA 30315
 www.atlantabraves.com



Switchboard: (404) 522-7630 **Press Box:** (404) 614-1463
Public Relations: (404) 614-1301 **Public Relations FAX:** (404) 614-1391

President Stan Kasten
Executive Vice President & General Manager John Schuerholz
Director, Team Travel Bill Acree
Director, Public Relations Jim Schultz, (404) 614-1301
Manager, Media Relations Glen Serra, (404) 614-1305
Assistant, Public Relations Adam Liberman, (404) 614-1379
Assistant, Public Relations Meagan Swingle, (404) 614-1535
Administrative Assistant Anne McAlister, (404) 614-1556

Dodgers' Hotel in Atlanta Ritz-Carlton
 181 Peachtree Street, NE
 Atlanta, GA 30303
 (404) 659-0400 (404) 688-0400 FAX

Atlanta's Hotel in Los Angeles Marriott Downtown
 333 S. Figueroa Street
 Los Angeles, CA 90071
 (213) 617-1133 (213) 613-0291 FAX

BOBBY COX

17th season with Atlanta
 21st season overall
 1,349-1,053 (.562)

ALL-TIME SERIES

All-Time Series Record 1,078-894
 At Turner Field 9-16
 At Dodger Stadium 187-129

2002 SCHEDULE

Dates Site
 May 7-9 ATL
 Aug. 23-25 LA

2001 MEETINGS (DODGERS WON SERIES, 5-2)

at Dodger Stadium					at Turner Field				
Date	W-L	Score	Winner	Loser	Date	W-L	Score	Winner	Loser
5/11	L	1-5	O. Perez	Gagne	8/24	W	4-1	PARK	Glavine
5/12	W	1-0	Shaw	Whiteside	8/25	W	8-7	Prokopec	Marquis
5/13	W	3-1	Prokopec	Maddux	8/26	L	2-9	Burkett	Gagne
					8/27	W	4-2	Adams	Remlinger

*ALL CAPS denotes complete game

SERIES RECORD BY DECADE

1900s . . . 114-95-3, .545
 1910s . . . 103-105-4, .495
 1920s . . . 128-90-1, .587
 1930s . . . 103-117-6, .468
 1940s . . . 129-90-2, .589
 1950s . . . 129-92-2, .584
 1960s . . . 99-89-1, .527
 1970s . . . 106-70-1, .602
 1980s . . . 105-69, .603
 1990s . . . 55-68, .447
 2000s . . . 7-9, .438

YEAR-BY-YEAR SERIES RESULTS (1958-2001)

Year	Home	Road	Totals	Year	Home	Road	Totals	Year	Home	Road	Totals	Year	Home	Road	Totals
1958	8-3	6-5	14-8	1969	6-3	3-6	9-9	1980	3-6	4-5	7-11	1991	5-4	6-3	11-7
1959	6-6	8-4	14-10	1970	5-4	7-2	12-6	1981	5-4	2-3	7-7	1992	5-4	1-8	6-12
1960	5-6	7-4	12-10	1971	5-4	4-5	9-9	1982	5-4	6-3	11-7	1993	3-3	2-5	5-8
1961	7-4	5-6	12-10	1972	2-4	6-3	8-7	1983	6-3	5-4	11-7	1994	0-3	0-3	0-6
1962	6-3	4-5	10-8	1973	9-0	6-2	15-2	1984	5-4	7-2	12-6	1995	3-2	1-3	4-5
1963	4-5	4-5	8-10	1974	5-4	5-4	10-8	1985	7-2	6-3	13-5	1996	3-3	4-2	7-5
1964	3-6	5-4	8-10	1975	7-2	3-6	10-8	1986	5-4	3-6	8-10	1997	2-3	3-3	5-6
1965	5-4	5-4	10-8	1976	6-3	4-5	10-8	1987	6-3	6-3	12-6	1998	1-2	0-6	1-8
1966	7-2	4-5	11-7	1977	6-3	7-2	13-5	1988	7-2	7-2	14-4	1999	2-4	2-1	4-5
1967	8-1	2-7	10-8	1978	6-3	7-2	13-5	1989	5-4	5-2	10-6	2000	1-2	1-5	2-7
1968	6-3	3-6	9-9	1979	3-6	3-6	6-12	1990	7-2	5-4	12-6	2001	2-1	3-1	5-2

SERIES FACTS

Last Dodger 3-Game Sweep, at LA Sept. 15-17, 1989
 Last Dodger 4-Game Sweep, at LA July 26-29, 1990
 Last Dodger 3-Game Sweep, at ATL June 22-24, 1984
 Last Dodger 4-Game Sweep, at ATL April 7-10, 1988
 Last Atlanta 3-Game Sweep, at LA April 8-10, 1994
 Last Atlanta 4-Game Sweep, at LA Never Accomplished
 Last Atlanta 3-Game Sweep, at ATL April 25-27, 2000
 Last Atlanta 4-Game Sweep, at ATL Never Accomplished
 Last LA Doubleheader Sweep at LA Sept. 19, 1971
 Last LA Doubleheader Sweep at ATL June 5, 1989

Most Runs Scored vs. ATL 20, twice, last: 7/15/57 at ATL
 Most Runs Allowed vs. ATL 17, 7/3/13 at BOS
 Largest Margin of Victory 16, twice, last: (20-4), 7/15/57 at ATL
 Largest Margin of Defeat 16 (16-0), 5/7/18 at BOS
 Longest Winning Streak 14 games, twice, last: 4/15/52-9/3/52
 Longest Losing Streak 8 games, 3 times, last: 7/21/97-8/15/98
 Largest Crowd at LA 54,343, 5/11/01
 Largest Crowd at ATL 53,775, 4/8/74
 Last ATL Doubleheader Sweep at LA June 24, 1972
 Last ATL Doubleheader Sweep at ATL July 30, 1972

Chicago Cubs

National League Central
 Wrigley Field (39,111; grass; 1914)
 1060 W. Addison Street
 Chicago, IL 60613
 www.cubs.com



Switchboard: (773) 404-2827 **Press Box:** (773) 404-4209
Media Relations: (773) 404-4191 **Media Relations FAX:** (773) 404-4129

President and General Manager: Andrew B. MacPhail
Traveling Secretary: Jimmy Bank, (773) 404-4095
Director, Media Relations: Sharon Panno, (773) 404-4021
Manager, Media Information: Chuck Wasserstrom, (773) 404-4022
Assistant, Media Relations: Samantha Newby, (773) 404-4049

Dodgers' Hotel in Chicago: Chicago Marriott Hotel
 540 North Michigan Avenue
 Chicago, IL 60611
 (312) 836-0100 (312) 836-6139 FAX

Chicago's Hotel in Los Angeles: Marriott Downtown
 333 S. Figueroa Street
 Los Angeles, CA 90071
 (213) 617-1133 (213) 613-0291 FAX

DON BAYLOR

3rd season with
 Chicago
 9th season overall
 593-640 (.481)

ALL-TIME SERIES

All-Time Series Record
 918-923
 At Wrigley Field
 374-384
 At Dodger Stadium
 139-107

2002 SCHEDULE

Dates	Site
April 26-28	CHI
May 3-5	LA

SERIES RECORD BY DECADE

1900s . . . 74-135-1, .354
 1910s . . . 103-105-4, .495
 1920s . . . 104-115, .475
 1930s . . . 89-127-3, .412
 1940s . . . 119-101-2, .541
 1950s . . . 134-85-3, .612
 1960s . . . 102-80, .560
 1970s . . . 68-52, .567
 1980s . . . 61-57-1, .517
 1990s . . . 61-47, .565
 2000s . . . 8-7, .533

2001 MEETINGS (DODGERS LOST SERIES, 2-4)

at Dodger Stadium					at Wrigley Field				
Date	W-L	Score	Winner	Loser	Date	W-L	Score	Winner	Loser
8/3	L	1-2	Wood	Park	5/4	L	0-4	Tapani	Park
8/4	W	3-1	Baldwin	Tavarez	5/5	L	1-20	Tavarez	Dreifort
8/5	W	3-2(10)	Mulholland	Gordon	5/6	L	2-3	Gordon	Herges

YEAR-BY-YEAR SERIES RESULTS (1958-2001)

Year	Home	Road	Totals	Year	Home	Road	Totals	Year	Home	Road	Totals
1958	4-7	7-4	11-11	1969	3-3	3-3	6-6	1980	4-2	3-3	7-5
1959	5-6	6-5	11-11	1970	3-3	3-3	6-6	1981	2-2	2-4	4-6
1960	6-5	7-4	13-9	1971	1-5	3-3	4-8	1982	4-2	3-3	7-5
1961	7-4	8-3	15-7	1972	3-3	1-5	4-8	1983	3-3	3-3	6-6
1962	7-2	7-2	14-4	1973	4-2	3-3	7-5	1984	3-3	2-4	5-7
1963	4-5	7-2	11-7	1974	5-1	5-1	10-2	1985	3-3	4-2	7-5
1964	5-4	3-6	8-10	1975	4-2	3-3	7-5	1986	4-2	2-4	6-6
1965	7-2	3-6	10-8	1976	5-1	4-2	9-3	1987	3-3	3-3	6-6
1966	6-3	4-5	10-8	1977	4-2	2-4	6-6	1988	2-4	6-0	8-4
1967	4-5	5-4	9-9	1978	4-2	4-2	8-4	1989	2-4	3-3	5-7
1968	3-6	3-6	6-12	1979	4-2	3-3	7-5	1990	4-2	5-1	9-3
								1991	6-0	4-2	10-2
								1992	2-4	4-2	6-6
								1993	3-3	2-4	5-7
								1994	1-2	2-1	3-3
								1995	2-4	3-3	5-7
								1996	2-4	3-4	5-8
								1997	3-2	3-3	6-5
								1998	3-0	2-4	5-4
								1999	4-2	3-0	7-2
								2000	1-2	5-1	6-3
								2001	2-1	0-3	2-4

SERIES FACTS

Last Dodger 3-Game Sweep, at LA: April 24-26, 1998
Last Dodger 4-Game Sweep, at LA: July 15-18, 1965
Last Dodger 3-Game Sweep, at Chicago: Sept. 3-5, 1999
Last Dodger 4-Game Sweep, at Chicago: July 14-18, 1988(5)
Last Chicago 3-Game Sweep, at LA: May 19-21, 1995
Last Chicago 4-Game Sweep, at LA: July 6-8, 1971
Last Chicago 3-Game Sweep, at CHI: May 4-6, 2001
Last Chicago 4-Game Sweep, at CHI: Sept. 12-15, 1935

Most Runs Scored vs. CHI: 18, twice, last: 4/20/74 at CHI
Most Runs Allowed vs. CHI: 20, three times, last: 5/5/01 at CHI
Largest Margin of Victory: 15 (16-1), 8/10/22 at BRK
Largest Margin of Defeat: 19 (1-20), 5/5/01 at CHI
Longest Winning Streak: 10 games, 6/6/47-7/28/47
Longest Losing Streak: 16 games, 7/28/08-6/20/09
Largest Crowd at LA: 54,709, 5/25/74
Largest Crowd at CHI: 46,572, 5/18/47

Last LA Doubleheader Sweep at LA: May 14, 1964
Last LA Doubleheader Sweep at CHI: Aug. 25, 2000
Last CHI Doubleheader Sweep at LA: July 7, 1971
Last CHI Doubleheader Sweep at CHI: July 28, 1968

Cincinnati Reds

National League Central
Cinergy Field (40,043; grass; 1970)
100 Cinergy Field
Cincinnati, OH 45202
www.cincinnati Reds.com



BOB BOONE

2nd season with Cincinnati
5th season overall
247-302 (.450)

ALL-TIME SERIES

All-Time Series Record 1003-979
At Cinergy Field 122-116
At Dodger Stadium 166-153

2002 SCHEDULE

Dates	Site
April 30-May 2	LA
July 30- Aug 1	CIN

Switchboard: (513) 421-4510 **Press Box:** (513) 421-4510, x4012
Media Relations: (513) 421-2990 **Media Relations FAX:** (513) 421-7342

Chief Executive Officer Carl H. Linder
Chief Operating Officer John Allen
General Manager James G. Bowden IV
Traveling Secretary Gary Wahoff, (513) 421-4510, x4735
Director, Communications Mike Ringering, (513) 421-4510, x4003
Assistant Dir., Communications Ralph Mitchell, (513) 421-4510, x4006
Director, Media Relations Rob Butcher, (513) 421-4510, x4004
Assistant Dir., Media Relations Mike Vassallo, (513) 421-4510, x4002
Assistant, Media Relations Larry Herms, (513) 421-4510, x4001
Assistant, Media Relations Jamie Ramsey, (513) 421-4510, x4008

Dodgers' Hotel in Cincinnati Hyatt Regency
151 W. Fifth Street
Cincinnati, OH, 45202
(513) 579-1234 (513) 579-0107 FAX

Cincinnati's Hotel in Los Angeles Century Plaza
2025 Avenue of the Stars
Los Angeles, CA 90067
(310) 277-2000 (310) 551-3355 FAX

2001 MEETINGS (DODGERS LOST SERIES, 2-4)

at Dodger Stadium					at Cinergy Field				
Date	W-L	Score	Winner	Loser	Date	W-L	Score	Winner	Loser
7/31	L	1-3	Graves	Orosco	5/1	L	6-7	Wohlers	Herges
8/1	L	5-10	Davis	Adams	5/2	W	7-3	Brown	Harnisch
8/2	L	4-7	Dessens	Prokopec	5/3	W	8-6	Prokopec	Reitsma

SERIES RECORD BY DECADE

1900s... 97-114-3, .460
1910s... 93-121-2, .435
1920s... 96-122-1, .440
1930s... 112-108-2, .509
1940s... 133-87-2, .605
1950s... 129-91, .586
1960s... 94-94-1, .500
1970s... 79-97, .449
1980s... 98-80, .551
1990s... 65-57, .533
2000s... 7-8, .467

YEAR-BY-YEAR SERIES RESULTS (1958-2001)

Year	Home	Road	Totals	Year	Home	Road	Totals	Year	Home	Road	Totals
1958	6-5	5-6	11-11	1969	4-5	4-5	8-10	1980	3-6	6-3	9-9
1959	6-5	3-8	9-13	1970	2-7	3-6	5-13	1981	4-5	4-3	8-8
1960	6-5	4-7	10-12	1971	7-2	4-5	11-7	1982	4-5	7-2	11-7
1961	4-7	6-5	10-12	1972	2-4	3-5	5-9	1983	6-3	5-4	11-7
1962	5-4	4-5	9-9	1973	4-5	3-6	7-11	1984	5-4	6-3	11-7
1963	6-3	4-5	10-8	1974	5-4	7-2	12-6	1985	6-3	5-4	11-7
1964	2-7	2-7	4-14	1975	7-2	3-6	10-8	1986	6-3	2-7	8-10
1965	7-2	5-4	12-6	1976	3-6	2-7	5-13	1987	5-4	3-6	8-10
1966	7-2	5-4	12-6	1977	3-6	5-4	8-10	1988	5-4	6-3	11-7
1967	6-3	4-5	10-8	1978	4-5	5-4	9-9	1989	6-3	4-5	10-8
1968	4-5	5-4	9-9	1979	3-6	4-5	7-11	1990	4-5	5-4	9-9
								1991	6-3	6-3	12-6
								1992	3-6	4-5	7-11
								1993	4-2	4-3	8-5
								1994	2-1	4-2	6-3
								1995	2-1	1-3	3-4
								1996	5-1	3-3	8-4
								1997	3-3	2-3	5-6
								1998	3-3	1-2	4-5
								1999	1-3	2-1	3-4
								2000	2-4	3-0	5-4
								2001	0-3	2-1	2-4

SERIES FACTS

Last Dodger 3-Game Sweep, at LA Sept. 9-11, 1996
Last Dodger 4-Game Sweep, at LA April 14-17, 1975
Last Dodger 3-Game Sweep, at CIN April 21-23, 2000
Last Dodger 4-Game Sweep, at CIN Never Accomplished
Last Cincinnati 3-Game Sweep, at LA July 31-Aug. 2, 2001
Last Cincinnati 4-Game Sweep, at LA Aug. 5-8, 1976
Last Cincinnati 3-Game Sweep, at CIN June 12-14, 1992
Last Cincinnati 4-Game Sweep, at CIN Sept. 22-24, 1969

Most Runs Scored vs. CIN 25, 9/23/1901 at CIN
Most Runs Allowed vs. CIN 23, 6/8/40 at CIN
Largest Margin of Victory 19 (25-6), 9/23/1901 at CIN
Largest Margin of Defeat 21 (23-2), 6/8/40 at CIN
Longest Winning Streak 13 games, 7/21/47(1)-5/13/48
Longest Losing Streak 10 games, twice, last: 7/27/26(2)-9/15/26
Largest Crowd at LA 54,038, 8/7/74
Largest Crowd at CIN 55,385, 4/3/89

Last LA Doubleheader Sweep at LA Aug. 9, 1970
Last LA Doubleheader Sweep at CIN June 30, 1978

Last CIN Doubleheader Sweep at LA Aug. 27, 1961
Last CIN Doubleheader Sweep at CIN Aug. 8, 1986

Colorado Rockies

National League West
 Coors Field (50,449; grass; 1995)
 2001 Blake Street
 Denver, CO 80205
 www.coloradorockies.com



Switchboard: (303) 292-0200 **Press Box:** (303) 312-2396
Media Relations: (303) 312-2325 **Media Relations FAX:** (303) 312-2319

Chairman, CEO Jerry McMorris
President Keli McGregor
Sr. Director, Communications/P.R. Jay Alves, (303) 312-2326
Asst. to the Sr. Director, of Com./P.R. Irma Castaneda, (303) 312-2328
Coordinator, Communications/ P.R. Brendan McNicholas, (303) 312-2327
Coordinator, Communications/P.R. Billy Witter, (303) 312-2329

Dodgers' Hotel in Colorado Embassy Suites
 1881 Curtis Street
 Denver, CO 80202
 (303) 297-8888 (303) 298-1103 FAX

Colorado's Hotel in Los Angeles Century Plaza
 2025 Avenue of the Stars
 Los Angeles, CA 90067
 (310) 277-2000 (310) 551-3355 FAX

BUDDY BELL

3rd season with Colorado
 6th season overall
 339-446 (.432)

ALL-TIME SERIES

All-Time Series Record
 66-52
 At Coors Field
 28-20
 At Dodger Stadium
 30-28

2002 SCHEDULE

Dates	Site
April 5-7	LA
April 15-17	COL
June 3-5	COL
June 24-27	LA
Sept. 12-15	COL
Sept. 24-25	LA

SERIES RECORD BY DECADE

1990s. 46-40, .535
 2000s. 20-12, .625

2001 MEETINGS (DODGERS WON SERIES, 11-8)

at Dodger Stadium					at Coors Field				
Date	W-L	Score	Winner	Loser	Date	W-L	Score	Winner	Loser
5/28	W	11-10	Herges	Villone	5/21	L	3-6	Chacon	Dreifort
5/29	L	2-7	Bohanon	Brown	5/22	L	8-11	White	Herges
5/30	W	4-1	Park	Hampton	5/23	W	6-4	Brown	Astacio
7/26	W	3-1	Gagne	Neagle	7/20	L	3-11	Bohanon	Prokopec
7/27	W	4-2	Adams	Astacio	7/21	W	22-7	Gagne	Neagle
7/28	W	10-6	Park	Hampton	7/22	W	9-8	Adams	Astacio
7/29	L	2-3	Powell	Herges	9/4	L	2-5	Neagle	Baldwin
8/28	L	3-4	Davis	Shaw	9/5	W	7-2	Herges	Myers
8/29	L	3-5	Jennings	Baldwin	9/6	W	9-5	Adams	Hampton
8/30	W	5-4	Park	Neagle					

YEAR-BY-YEAR SERIES RESULTS (1993-2001)

Year	Home	Road	Totals	Year	Home	Road	Totals	Year	Home	Road	Totals	Year	Home	Road	Total
1993	3-4	3-3	6-7	1998	3-3	3-3	6-6								
1994	1-2	5-2	6-4	1999	2-4	3-4	5-8								
1995	4-3	5-1	9-4	2000	5-1	4-3	9-4								
1996	4-2	3-4	7-6	2001	6-4	5-4	11-8								
1997	2-4	5-1	7-5												

SERIES FACTS

Last Dodger 3-Game Sweep, at LA July 26-28, 2001
Last Dodger 4-Game Sweep, at LA Never Accomplished
Last Dodger 3-Game Sweep, at COL May 5-7, 1995
Last Dodger 4-Game Sweep, at COL Never Accomplished
Last Colorado 3-Game Sweep, at LA July 21-22 (2), 1999
Last Colorado 4-Game Sweep, at LA Aug. 9-12, 1993
Last Colorado 3-Game Sweep, at COL Never Accomplished
Last Colorado 4-Game Sweep, at COL Never Accomplished

Last LA Doubleheader Sweep at LA Never Accomplished
Last LA Doubleheader Sweep at COL Never Accomplished

Most Runs Scored vs. COL 22, 7/21/01 at COL
Most Runs Allowed vs. COL 18, 9/17/99 at COL
Largest Margin of Victory 15 (22-7), 7/21/01 at COL
Largest Margin of Defeat 12 (1-13), 6/27/96 at COL
Longest Winning Streak 6 games, 9/18/99 - 7/25/00
Longest Losing Streak 6 games, 6/16/93-9/17/93
Largest Crowd at LA 54,556, 7/29/01
Largest Crowd at COL (Coors Field) 50,163, 8/3/95

Last COL Doubleheader Sweep at LA July 22, 1999
Last COL Doubleheader Sweep at COL Never Accomplished

OPPONENTS

Florida Marlins

National League East
 Pro Player Stadium (36,331; grass; 1987)
 2267 Dan Marino Boulevard
 Miami, FL 33056
 www.floridamarlins.com



Switchboard: (305) 626-7400 **Press Box:** (305) 626-7416
Media Relations: (305) 626-7429 **Media Relations FAX:** (305) 626-7302

Chairman John W. Henry
General Manager TBD
VP, Communications & Broadcasting Ron Colangelo
Director, Team Travel Bill Beck
Director, Media Relations Steve Copses, (305) 626-7476
Coordinator, Media Relations Andrew Feirstein, (305) 626-7474

Dodgers' Hotel in Florida Sheraton Bal Harbour
 9701 Collins Avenue
 Bal Harbour, FL 33154
 (305) 865-7511 (305) 864-2601 FAX

Florida's Hotel in Los Angeles Hilton Glendale
 100 W. Glenoaks Boulevard
 Glendale, CA 91202
 (818) 956-5466 (818) 956-5490 FAX



TBA

ALL-TIME SERIES

All-Time Series Record
 47-39
At Pro Player Stadium
 22-22
At Dodger Stadium
 25-16

2002 SCHEDULE

Dates	Site
May 10-12	FLA
Aug. 20-22	LA

2001 MEETINGS (DODGERS WON SERIES, 5-2)

at Dodger Stadium					at Pro Player Stadium				
Date	W-L	Score	Winner	Loser	Date	W-L	Score	Winner	Loser
5/7	W	1-0	Brown	Burnett	8/21	W	5-4	Carrara	Nuñez
5/8	L	6-7	Penny	Prokopec	8/22	L	6-8	Burnett	Adams
5/9	W	3-2	Park	Dempster	8/23	W	6-2	Baldwin	Dempster
5/10	W	4-3	Dreifort	Clement					

SERIES RECORD BY DECADE

1990s 35-35, .500
 2000s 12-4, .750

YEAR-BY-YEAR SERIES RESULTS (1993-2001)

Year	Home	Road	Totals	Year	Home	Road	Totals	Year	Home	Road	Totals
1993	3-3	4-2	7-5	1996	5-2	2-4	7-6	1999	2-4	0-3	2-7
1994	2-1	1-2	3-3	1997	4-2	0-5	4-7	2000	3-0	4-2	7-2
1995	2-2	5-1	7-3	1998	1-2	4-2	5-4	2001	3-1	2-1	5-2

SERIES FACTS

Last Dodger 3-Game Sweep, at LA April 28-30, 2000
Last Dodger 4-Game Sweep, at LA Never Accomplished
Last Dodger 3-Game Sweep, at FLA May 19-21, 2000
Last Dodger 4-Game Sweep, at FLA Never Accomplished
Last Florida 3-Game Sweep, at LA Never Accomplished
Last Florida 4-Game Sweep, at LA Never Accomplished
Last Florida 3-Game Sweep, at FLA Sept. 6-8, 1999
Last Florida 4-Game Sweep, at FLA Never Accomplished

Most Runs Scored vs. FLA 13, 4/29/00 at LA
Most Runs Allowed vs. FLA 12, 5/8/98 at FLA/4/29/00 vs. FLA
Largest Margin of Victory 9, (12-3) 5/21/00 at FLA
Largest Margin of Defeat 9, (2-11), 8/14/00 at FLA
Longest Winning Streak 7 games, 8/18/99, 4/28-30, 5/19-21/00
Longest Losing Streak 4 games, 8/1/96-4/27/97
Largest Crowd at LA 54,009, 5/7/99
Largest Crowd at FLA 44,427, 9/4/93

Last LA Doubleheader Sweep at LA Never Accomplished
Last LA Doubleheader Sweep at FLA Never Accomplished

Last FLA Doubleheader Sweep at LA Never Accomplished
Last FLA Doubleheader Sweep at FLA Never Accomplished

OPPONENTS

Houston Astros

National League Central
 Enron Field (40,950; grass; 2000)
 P.O. Box 288
 Houston, TX 77001-0288
 www.astros.com



Switchboard: (713) 259-8000 **Press Box:** (713) 259-8574
Media Relations: (713) 259-8900 **Media Relations FAX:** (713) 259-8981

Chairman & CEO Drayton McLane, Jr.
President, Baseball Operations Tal Smith
General Manager Gerry Hunsicker
Sr. VP, Operations and Communications Rob Matwick
Director, Baseball Administration/Traveling Secretary .. Barry Walters
Director, Media Relations Warren Miller, (713) 259-8986
Assistant Director, Media Relations ... Todd Fedewa, (713) 259-8984
Coordinator, Media Relations Lisa Ramsperger, (713) 259-8988
Manager, Publications Jimmy Stanton, (713) 259-8985
Dodgers' Hotel in Houston Four Seasons

1300 Lamar Street
 Houston, TX 77010

(713) 650-1300 (713) 652-6200 FAX

Houston's Hotel in Los Angeles Century Plaza
 2025 Avenue of the Stars
 Los Angeles, CA 90067
 (310) 277-2000 (310) 551-3355 FAX

JIMMY WILLIAMS

1st season with Houston
 9th season overall
 695-593 (.540)

ALL-TIME SERIES

All-Time Series Record
 351-285
 At Enron Field
 3-3
 At Dodger Stadium
 198-128

2002 SCHEDULE

Dates Site
 August 30-Sept. 1 HOU
 September 6-8 ... LA

SERIES RECORD BY DECADE

1960s. 87-57, .604
 1970s. 104-76, .578
 1980s. 93-82, .531
 1990s. 57-65, .467
 2000s. 10-5, .667

2001 MEETINGS (DODGERS WON SERIES, 4-2)

at Dodger Stadium					at Enron				
Date	W-L	Score	Winner	Loser	Date	W-L	Score	Winner	Loser
5/25	W	4-1	Park	Miller	6/1	L	9-10	Dotel	Fetters
5/26	W	7-2	Prokopec	Reynolds	6/2	L	1-2	Oswalt	Dreifort
5/27	W	5-4 (12)	Fetters	Oswalt	6/3	W	9-8 (10)	Fetters	Dotel

YEAR-BY-YEAR SERIES RESULTS (1962-2001)

Year	Home	Road	Totals	Year	Home	Road	Totals	Year	Home	Road	Totals	Year	Home	Road	Totals
1962	5-4	7-2	12-6	1972	5-4	6-3	11-7	1982	5-4	6-3	11-7	1992	4-5	1-8	5-13
1963	8-1	5-4	13-5	1973	4-5	3-6	7-11	1983	7-2	5-4	12-6	1993	2-5	2-4	4-9
1964	5-4	6-3	11-7	1974	7-2	6-3	13-5	1984	5-4	4-5	9-9	1994	6-0	2-1	8-1
1965	7-2	6-3	13-5	1975	8-1	4-5	12-6	1985	5-4	7-2	12-6	1995	1-2	1-1	2-3
1966	5-4	6-3	11-7	1976	7-2	6-3	13-5	1986	6-3	2-7	8-10	1996	4-2	2-4	6-6
1967	4-5	4-5	8-10	1977	5-4	4-5	9-9	1987	4-5	2-7	6-12	1997	3-3	1-4	4-7
1968	4-5	3-6	7-11	1978	6-3	5-4	11-7	1988	4-5	5-4	9-9	1998	4-2	2-1	6-3
1969	7-2	5-4	12-6	1979	4-5	4-5	8-10	1989	5-4	3-6	8-10	1999	1-2	2-4	3-6
1970	4-5	6-3	10-8	1980	7-3	3-6	10-9	1990	5-4	4-5	9-9	2000	4-2	2-1	6-3
1971	5-4	5-4	10-8	1981	5-1	3-3	8-4	1991	6-3	4-5	10-8	2001	3-0	1-2	4-2


SERIES FACTS

Last Dodger 3-Game Sweep, at LA May 25-27, 2001
Last Dodger 4-Game Sweep, at LA May 13-15 (2), 1974
Last Dodger 3-Game Sweep, at HOU June 14-16, 1985
Last Dodger 4-Game Sweep, at HOU Never Accomplished
Last Houston 3-Game Sweep, at LA Sept. 25-27, 1992
Last Houston 4-Game Sweep, at LA Never Accomplished
Last Houston 3-Game Sweep, at HOU May 14-16, 1993
Last Houston 4-Game Sweep, at HOU June 14-17, 1984
Last LA Doubleheader Sweep at LA May 14, 1974
Last LA Doubleheader Sweep at HOU July 8, 1978
Most Runs Scored vs. HOU 16, 4/5/83 at HOU
Most Runs Allowed vs. HOU 16, 6/24/94 at HOU
Largest Margin of Victory 12 (13-1), 9/14/73 at HOU
Largest Margin of Defeat 13 (2-15), 9/20/83 at LA
Longest Winning Streak 9 games, 6/22/66-5/8/67
Longest Losing Streak 10 games, 8/5/92-5/16/93
Largest Crowd at LA 53,568, 5/21/76
Largest Crowd at Houston 50,908, 6/22/66
Last HOU Doubleheader Sweep at LA May 19, 1968
Last HOU Doubleheader Sweep at HOU Never Accomplished

OPPONENTS

Milwaukee Brewers

National League Central
 Miller Park (41,900; grass; 2001)
 One Brewers Way
 Milwaukee, WI 53214
 www.milwaukeebrewers.com



Switchboard: (414) 902-4400 **Press Box:** (414) 902-4400 Ext. 6341
Media Relations: (414) 902-4500 **Media Relations FAX:** (414) 902-4053

President, Chief Executive Officer Wendy Selig-Prieb
Senior Vice President & General Manager Dean Taylor
Vice President, Player Personnel David Wilder
Director, Team Travel Dan Larrea
Director, Media Relations Jon Greenberg, (414) 902-4468
Assistant Director, Media Relations Jason Parry, (414) 902-4470
Associate, Media Relations Nicole Sauches, (414) 902-4469

Dodgers' Hotel in Milwaukee Hyatt Regency Milwaukee
 333 West Kilbourn Avenue
 Milwaukee, WI 53203
 (414) 276-1234 (414) 276-6338 FAX

Milwaukee's Hotel in Los Angeles Century Plaza
 2025 Avenue of the Stars
 Los Angeles, CA 90067
 (310) 277-2000 (310) 551-3355 FAX

DAVEY LOPES

3rd season with Milwaukee
 3rd season overall
 141-183-1 (.435)

ALL-TIME SERIES

All-Time Series Record
 20-11
 At Miller Park 5-1
 At Dodger Stadium 10-5

2002 SCHEDULE

Dates	Site
May 21-23	MIL
May 27-29	LA

2001 MEETINGS (DODGERS WON SERIES, 5-1)

at Dodger Stadium					at Miller Park				
Date	W-L	Score	Winner	Loser	Date	W-L	Score	Winner	Loser
4/2	W	1-0	Park	Wright	7/23	W	3-1	Park	Levrault
7/18	W	1-0	PARK	Levrault	7/24	W	7-2	Springer	Wright
7/19	W	8-6	Herges	Weathers	7/25	L	3-4	Weathers	Herges

SERIES RECORD BY DECADE

1990s 12-6, .667
 2000s 8-5, .615

*ALL CAPS denotes complete game

YEAR-BY-YEAR SERIES RESULTS (1998-2001)

Year	Home	Road	Totals	Year	Home	Road	Totals	Year	Home	Road	Totals	Year	Home	Road	Totals
1998	4-2	1-2	5-4	1999	2-1	5-1	7-2	2000	1-2	2-2	3-4	2001	3-0	2-1	5-1

SERIES FACTS

Last Dodger 3-Game Sweep, at LA Never Accomplished
Last Dodger 4-Game Sweep, at LA Never Accomplished
Last Dodger 3-Game Sweep, at MIL April 27-29, 1999
Last Dodger 4-Game Sweep, at MIL Never Accomplished
Last Milwaukee 3-Game Sweep, at LA Never Accomplished
Last Milwaukee 4-Game Sweep, at LA Never Accomplished
Last Milwaukee 3-Game Sweep, at MIL Never Accomplished
Last Milwaukee 4-Game Sweep, at MIL Never Accomplished
Last LA Doubleheader Sweep at LA Never Accomplished
Last LA Doubleheader Sweep at MIL Never Accomplished

Most Runs Scored vs. MIL 10, 4/29/99 at MIL
Most Runs Allowed vs. MIL 9, twice last: 8/6/00 at LA
Largest Margin of Victory 6 (10-4), 4/29/99 at MIL
Largest Margin of Defeat 6 (2-8), 8/31/00 at MIL
Longest Winning Streak 6 games, 9/27/98-8/24/99
Longest Losing Streak 2 games, twice, last: 8/30-31/00
Largest Crowd at LA 53,154, 4/2/01
Largest Crowd at MIL 42,132, 7/23/01
Last MIL Doubleheader Sweep at LA Never Accomplished
Last MIL Doubleheader Sweep at MIL Never Accomplished

Montreal Expos

National League East
 Olympic Stadium (46,500; turf; 1977)
 P.O. Box 500, Station 'M'
 Montreal, Quebec H1V 3P2
 www.montreal Expos.com



Switchboard: (514) 253-3434 **Press Box:** (514) 253-3519
Media Relations: (514) 253-3434 **Media Relations FAX:** (514) 253-8282

Chairman, CEO & Managing General Partner Jeffrey H. Loria
Vice President & General Manager Jim Beattie
Executive Vice President David P. Samson
Coordinator, Team Travel Sean Cunningham, (514) 251-4223
Director, Media Relations P. J. Loyello, (514) 251-3519
Director, Media Services Monique Giroux, (514) 251-3521

Dodgers' Hotel in Montreal Le Centre Sheraton
 1201 Rene Levesque Boulevard, W.
 Montreal, QC H3B 2L7
 (514) 878-2000 (514) 878-3958 FAX

Montreal's Hotel in Los Angeles Hilton Glendale
 100 W. Glenoaks Boulevard
 Glendale, CA 91202
 (818) 956-5466 (818) 956-5490 FAX



TBA

ALL-TIME SERIES
All-Time Series Record
 215-159
At Olympic Stadium
 63-77
At Dodger Stadium
 120-66

2002 SCHEDULE
 Dates Site
 May 16-19 LA
 August 13-15 MTL

2001 MEETINGS (DODGERS LOST SERIES, 2-4)
 at Dodger Stadium

Date	W-L	Score	Winner	Loser	Date	W-L	Score	Winner	Loser
8/14	L	1-4	Lloyd	Shaw	5/15	L	0-2	VAZQUEZ	Park
8/15	W	13-1	Carrara	Pavano	5/16	W	7-2	Dreifort	Reames
8/16	L	3-7	Reames	Trombley	5/17	L	1-3	Armas	Gagne

SERIES RECORD BY DECADE
 1960s 10-2, .833
 1970s 73-47, .608
 1980s 67-48, .583
 1990s 57-56, .504
 2000s 7-7, .500

*ALL CAPS denote complete game

YEAR-BY-YEAR SERIES RESULTS (1969-2001)

Year	Home	Road	Totals	Year	Home	Road	Totals	Year	Home	Road	Totals	Year	Home	Road	Totals
1969	4-2	6-0	10-2	1978	5-1	3-3	8-4	1987	1-5	2-4	3-9	1996	4-2	5-1	9-3
1970	4-2	4-2	8-4	1979	5-1	1-5	6-6	1988	4-2	4-2	8-4	1997	4-1	3-3	7-4
1971	3-3	5-1	8-4	1980	6-0	5-1	11-1	1989	3-3	4-2	7-5	1998	5-1	0-3	5-4
1972	3-3	3-3	6-6	1981	3-0	2-2	5-2	1990	5-1	1-5	6-6	1999	3-3	2-1	5-4
1973	4-2	3-3	7-5	1982	3-3	5-1	8-4	1991	5-1	0-6	5-7	2000	3-1	2-2	5-3
1974	4-2	4-2	8-4	1983	4-2	3-3	7-5	1992	3-3	1-5	4-8	2001	1-2	1-2	2-4
1975	2-4	3-3	5-7	1984	3-3	3-3	6-6	1993	4-2	2-4	6-6				
1976	6-0	4-2	10-2	1985	5-1	2-4	7-5	1994	2-4	1-5	3-9				
1977	2-4	5-1	7-5	1986	4-2	1-5	5-7	1995	4-2	3-3	7-5				

SERIES FACTS

Last Dodger 3-Game Sweep, at LA Aug. 25-27, 1998
Last Dodger 4-Game Sweep, at LA Aug. 29-31(2), 1980
Last Dodger 3-Game Sweep, at MTL May 24-26, 1996
Last Dodger 4-Game Sweep, at MTL May 6-9, 1982
Last Montreal 3-Game Sweep, at LA Aug. 28-30, 1987
Last Montreal 4-Game Sweep, at LA Never Accomplished
Last Montreal 3-Game Sweep, at MTL Aug. 4-6, 1998
Last Montreal 4-Game Sweep, at MTL July 11-14, 1991
Last LA Doubleheader Sweep at LA July 6, 1992
Last LA Doubleheader Sweep at MTL Sept. 2, 1976
Most Runs Scored vs. MTL 15, 5/3/70 at LA
Most Runs Allowed vs. MTL 13, 5/2/82 at LA
Largest Margin of Victory 14 (15-1), 5/3/70 at LA
Largest Margin of Defeat 12 (1-13), 5/2/82 at LA
Longest Winning Streak 11 games, 6/14/80-8/31/80(2)
Longest Losing Streak 7 games, twice, last: 7/6/94-5/28/95
Largest Crowd at LA 54,859, 7/4/94
Largest Crowd at MTL 51,249, 4/3/00
Last MON Doubleheader Sweep at LA July 7, 1992
Last MON Doubleheader Sweep at MTL July 14, 1991

OPPONENTS

New York Mets

National League East
 Shea Stadium (55,775; grass; 1964)
 123-01 Roosevelt Avenue
 Flushing, NY 11368-1699
 www.mets.com



Switchboard: (718) 507-6387 **Press Box:** (718) 507-6387
Media Relations: (718) 565-4330 **Media Relations FAX:** (718) 639-3619

President & Chief Executive Officer Fred Wilpon
Senior Vice President & General Manager Stephen F. Phillips
Equipment Manager/Assoc. Travel Dir. Charlie Samuels, (718) 565-4325
Director, Media Relations/Assoc. Travel Dir. Jay Horwitz, (718) 565-4330
Media Relations Specialist Shannon Dalton, (718) 565-4323
Media Relations Specialist Stella Fiore, (718) 565-4322
Media Relations Specialist Ethan Wilson (718) 803-4027

Dodgers' Hotel in New York Grand Hyatt
 109 E. 42nd Street
 New York, NY 10017
 (212) 883-1234 (212) 697-3772 FAX

New York's Hotel in Los Angeles Century Plaza
 2025 Avenue of the Stars
 Los Angeles, CA 90067
 (310) 277-2000 (310) 551-3355 FAX

BOBBY VALENTINE
 7th season with New York
 15th season overall
 1042-986 (.514)

ALL-TIME SERIES
All-Time Series Record
 276-221
At Shea Stadium
 109-120
At Dodger Stadium
 151-99

2002 SCHEDULE
 Dates Site
 May 13-15 LA
 Aug. 16-18 NY

2001 MEETINGS (DODGERS LOST SERIES, 2-4)

at Dodger Stadium					at Shea Stadium				
Date	W-L	Score	Winner	Loser	Date	W-L	Score	Winner	Loser
8/17	W	8-3	Adams	Rusch	5/18	L	0-8	Leiter	Brown
8/18	L	4-5	Riggan	Trombly	5/19	W	10-2	Prokopec	Appier
8/19	L	5-6	Trachsel	Park	5/20	L	5-6	Benitez	Adams

SERIES RECORD BY DECADE

1960s	94-44	.681
1970s	68-52	.567
1980s	50-63	.442
1990s	58-53	.523
2000s	6-9	.400

YEAR-BY-YEAR SERIES RESULTS (1962-2001)

Year	Home	Road	Totals	Year	Home	Road	Totals	Year	Home	Road	Totals	Year	Home	Road	Totals
1962	8-1	8-1	16-2	1972	4-2	3-3	7-5	1982	3-3	3-3	6-6	1992	4-2	1-5	5-7
1963	8-1	8-1	16-2	1973	4-2	3-3	7-5	1983	3-2	4-3	7-5	1993	4-2	4-2	8-4
1964	8-1	7-2	15-3	1974	3-3	2-4	5-7	1984	2-4	1-5	3-9	1994	4-2	2-4	6-6
1965	6-3	6-3	12-6	1975	2-4	4-2	6-6	1985	3-3	4-2	7-5	1995	3-3	3-3	6-6
1966	7-2	5-4	12-6	1976	4-2	3-3	7-5	1986	2-4	1-5	3-9	1996	4-2	4-2	8-4
1967	7-2	5-4	12-6	1977	5-1	3-3	8-4	1987	3-3	3-3	6-6	1997	3-3	3-2	6-5
1968	3-6	4-5	7-11	1978	4-2	3-3	7-5	1988	0-6	1-4	1-10	1998	1-3	2-2	3-5
1969	4-2	0-6	4-8	1979	6-0	3-3	9-3	1989	2-4	3-3	5-7	1999	1-3	3-1	4-4
1970	4-2	3-3	7-5	1980	5-1	2-4	7-5	1990	3-3	2-4	5-7	2000	3-3	1-2	4-5
1971	3-3	2-4	5-7	1981	3-0	2-1	5-1	1991	4-2	3-3	7-5	2001	1-2	1-2	2-4

SERIES FACTS

Last Dodger 3-Game Sweep, at LA Aug. 23-25, 1996
Last Dodger 4-Game Sweep, at LA May 7-10, 1979
Last Dodger 3-Game Sweep, at N.Y. May 23-25, 1995
Last Dodger 4-Game Sweep, at N.Y. Aug. 16-18(2), 1963
Last New York 3-Game Sweep, at LA Aug. 28-30, 1989
Last New York 4-Game Sweep, at LA Never Accomplished
Last New York 3-Game Sweep, at N.Y. Aug. 18-20, 1995
Last New York 4-Game Sweep, at N.Y. Never Accomplished

Last LA Doubleheader Sweep at LA July 24, 1966
Last LA Doubleheader Sweep at N.Y. Aug. 29, 1983
Last N.Y. Doubleheader Sweep at LA Never Accomplished
Last N.Y. Doubleheader Sweep at N.Y. Aug. 28, 1971

OPPONENTS

Philadelphia Phillies

National League East
 Veterans Stadium (62,411; turf; 1971)
 3501 S. Broad Street
 Philadelphia, PA 19148
 www.phillies.com



Switchboard: (215) 463-6000 **Press Box:** (215) 952-8264
Public Relations: (215) 463-6000 **Public Relations FAX:** (215) 389-3050

President & Chief Executive Officer David Montgomery
Chairman Bill Giles
Vice President & General Manager Ed Wade
Manager, Equipment & Team Travel. Frank Coppenbarger, (215) 952-8393
Vice President, Public Relations Larry Shenk, (215) 952-8215
Director, Public Relations Leigh Tobin, (215) 952-8245
P.R./Publications Coordinator Christine Negley, (215) 952-8238
Assistant, Media Relations Greg Casterioto, (215) 952-8297

Dodgers' Hotel in Philadelphia Four Seasons
 One Logan Square
 Philadelphia, PA 19103
 (215) 963-1500 (215) 963-9506 FAX

Philadelphia's Hotel in Los Angeles Century Plaza
 2025 Avenue of the Stars
 Los Angeles, CA 90067
 (310) 277-2000 (310) 551-3355 FAX

LARRY BOWA
 2nd season with Philadelphia
 4th season overall
 167-203 (.451)

ALL-TIME SERIES
All-Time Series Record
 1,036-800
At Veterans Stadium
 81-93
At Dodger Stadium
 140-113

2002 SCHEDULE
 Dates Site
 August 2-5 PHI
 August 9-11 LA

SERIES RECORD BY DECADE
 1900s . . . 93-112-1, .454
 1910s . . . 99-110-5, .474
 1920s . . . 133-87-1, .605
 1930s . . . 128-89-2, .590
 1940s . . . 162-58, .736
 1950s . . . 128-92-1, .582
 1960s . . . 106-76, .582
 1970s . . . 63-56, .529
 1980s . . . 55-59, .482
 1990s . . . 61-54, .530
 2000s . . . 8-7, .533

2001 MEETINGS (DODGERS TIED SERIES, 3-3)

at Dodger Stadium					at Veterans Stadium				
Date	W-L	Score	Winner	Loser	Date	W-L	Score	Winner	Loser
4/27	W	4-3	Adams	Gomes	8/10	L	5-10	Figueroa	Baldwin
4/28	W	7-6	Herges	Bottalico	8/11	L	3-7	Person	Gagne
4/29	W	4-1	Park	Wolf	8/12	L	2-3	Duckworth	Adams

YEAR-BY-YEAR SERIES RESULTS (1958-2001)

Year	Home	Road	Totals	Year	Home	Road	Totals	Year	Home	Road	Totals	Year	Home	Road	Totals
1958	6-5	4-7	10-12	1969	4-2	4-2	8-4	1980	3-3	3-3	6-6	1991	5-1	2-4	7-5
1959	11-0	6-5	17-5	1970	2-4	4-1	6-5	1981	1-2	2-1	3-3	1992	3-3	2-4	5-7
1960	8-3	8-3	16-6	1971	5-1	2-4	7-5	1982	3-3	1-5	4-8	1993	1-5	1-5	2-10
1961	7-4	10-1	17-5	1972	3-3	4-2	7-5	1983	6-0	5-1	11-1	1994	5-1	2-4	7-5
1962	9-0	5-4	14-4	1973	4-2	5-1	9-3	1984	1-5	2-4	3-9	1995	2-4	2-5	4-9
1963	2-7	5-4	7-11	1974	4-2	2-4	6-6	1985	1-5	3-3	4-8	1996	4-3	3-3	7-6
1964	4-5	4-5	8-10	1975	3-3	4-2	7-5	1986	3-3	2-4	5-7	1997	5-1	5-0	10-1
1965	4-5	5-4	9-9	1976	1-5	4-2	5-7	1987	1-5	1-5	2-10	1998	3-3	2-1	5-4
1966	7-2	4-5	11-7	1977	4-2	2-4	6-6	1988	5-1	6-0	11-1	1999	2-1	4-2	6-3
1967	2-7	4-5	6-12	1978	4-2	3-3	7-5	1989	4-2	2-4	6-6	2000	4-2	1-2	5-4
1968	6-3	4-5	10-8	1979	3-3	0-6	3-9	1990	4-2	4-2	8-4	2001	3-0	0-3	3-3

SERIES FACTS

Last Dodger 3-Game Sweep, at LA April 27-29, 2001
Last Dodger 4-Game Sweep, at LA July 2-4(2), 1962
Last Dodger 3-Game Sweep, at PHI Aug. 22-24, 1997
Last Dodger 4-Game Sweep, at PHI Never Accomplished
Last Philadelphia 3-Game Sweep, at LA June 9-11, 1995
Last Philadelphia 4-Game Sweep, at LA Aug. 29-Sept 1, 1985
Last Philadelphia 3-Game Sweep, at PHI Aug. 10-12, 2001
Last Philadelphia 4-Game Sweep, at PHI Sept. 24-26, 1929

Most Runs Scored vs. PHI 22, twice, last: 9/23/39(1) at PHI
Most Runs Allowed vs. PHI 19, 9/12/61 at LA
Largest Margin of Victory 18 (22-4), 9/23/39(1) at PHI
Largest Margin of Defeat 13 (4-17), 8/25/95 at PHI
Longest Winning Streak 15 games, 4/19/45-9/21/45(2)
Longest Losing Streak 12 games, 5/8/05-9/16/05(1)
Largest Crowd at LA 54,365, 7/26/66
Largest Crowd at PHI 60,942, 7/5/76

Last LA Doubleheader Sweep at LA July 3, 1992
Last LA Doubleheader Sweep at PHI Sept. 15, 1967

Last PHI Doubleheader Sweep at LA July 19, 1970
Last PHI Doubleheader Sweep at PHI Aug. 21, 1987

Pittsburgh Pirates

National League Central
 PNC Park (37,898; grass; 2001)
 At North Shore
 115 Federal Street
 Pittsburgh, PA 15212
 www.pittsburghpirates.com



LLOYD McCLENDON

2nd season with Pittsburgh
 2nd season overall
 62-100 (.383)

ALL-TIME SERIES

All-Time Series Record
 959-886
 At PNC Park
 5-1
 At Dodger Stadium
 146-103

2002 SCHEDULE

Dates	Site
April 23-25 PIT
August 6-8 LA

Switchboard: (412) 323-5000 **Press Box:** (412) 325-4622
Media Relations: (412) 323-5000 **Media Relations FAX:** (412) 325-4413

CEO & Managing General Partner Kevin McClatchy
Chief Operating Officer Dick Freeman
Senior Vice President, General Manager Dave Littlefield
Traveling Secretary Greg Johnson
Director, Media Relations Jim Trdinich, (412) 325-4728
Manager Media Relations Dan Hart, (412) 325-4976

Dodgers' Hotel in Pittsburgh Westin Convention Center
 1000 Penn Avenue
 Pittsburgh, PA 15222
 (412) 281-3700 (412) 227-4500 FAX

Pittsburgh's Hotel in Los Angeles Hyatt Regency
 711 S. Hope Street
 Los Angeles, CA 90071
 (213) 683-1234 (213) 629-3230 FAX

2001 MEETINGS (DODGERS WON SERIES, 7-2)

at Dodger Stadium					at PNC Park				
Date	W-L	Score	Winner	Loser	Date	W-L	Score	Winner	Loser
4/24	L	1-5	Olivares	Park	7/15	W	4-2	Brown	Schmidt
4/25	W	6-5	Adams	Manzanillo	7/16	W	6-4	Gagne	Beimel
4/26	W	6-3	Brown	Ritchie	7/17	W	4-1	Adams	Anderson
					8/7	W	2-1	Adams	McKnight
					8/8	W	9-4	Carrara	Anderson
					8/9	L	5-8	Ritchie	Park

SERIES RECORD BY DECADE

1900s . . . 76-132-3, .365
 1910s . . . 110-105-3, .512
 1920s . . . 97-122-2, .443
 1930s . . . 113-105, .518
 1940s . . . 124-96-1, .564
 1950s . . . 141-79, .641
 1960s . . . 100-82, .549
 1970s . . . 65-55, .542
 1980s . . . 61-53, .535
 1990s . . . 61-50, .550
 2000s . . . 11-7, .611

YEAR-BY-YEAR SERIES RESULTS (1958-2001)

Year	Home	Road	Totals	Year	Home	Road	Totals	Year	Home	Road	Totals	Year	Home	Road	Totals
1958	4-7	4-7	8-14	1969	5-1	3-3	8-4	1980	5-1	1-5	6-6	1991	3-3	4-2	7-5
1959	7-4	4-7	11-11	1970	3-3	3-3	6-6	1981	2-1	3-0	5-1	1992	3-3	2-4	5-7
1960	4-7	7-4	11-11	1971	1-5	3-3	4-8	1982	3-3	2-4	5-7	1993	5-1	3-3	8-4
1961	6-5	7-4	13-9	1972	3-3	4-2	7-5	1983	3-3	3-3	6-6	1994	2-1	1-2	3-3
1962	5-4	5-4	10-8	1973	5-1	5-1	10-2	1984	2-4	2-4	4-8	1995	4-3	5-1	9-4
1963	7-2	6-3	13-5	1974	4-2	0-6	4-8	1985	4-2	4-2	8-4	1996	3-3	3-3	6-6
1964	4-5	6-3	10-8	1975	2-4	3-3	5-7	1986	4-2	4-2	8-4	1997	4-1	5-1	9-2
1965	4-5	5-4	9-9	1976	5-1	4-2	9-3	1987	4-2	2-4	6-6	1998	4-2	3-3	7-5
1966	5-4	4-5	9-9	1977	6-0	3-3	9-3	1988	3-3	3-3	6-6	1999	1-2	2-4	3-6
1967	4-5	3-6	7-11	1978	5-1	2-4	7-5	1989	4-2	3-3	7-5	2000	2-4	2-1	4-5
1968	7-2	3-6	10-8	1979	1-5	3-3	4-8	1990	3-3	1-5	4-8	2001	2-1	5-1	7-2

SERIES FACTS

Last Dodger 3-Game Sweep, at LA April 11-13, 1995	Most Runs Scored vs. PIT 23, 7/10/43 at BRK
Last Dodger 4-Game Sweep, at LA June 3-6, 1988	Most Runs Allowed vs. PIT 21, 6/20/25 at PIT
Last Dodger 3-Game Sweep, at PIT July 15-17, 2001	Largest Margin of Victory 17 (19-2), 4/17/94 at PIT
Last Dodger 4-Game Sweep, at PIT Never Accomplished	Largest Margin of Defeat 16 (5-21), 6/20/25 at PIT
Last Pittsburgh 3-Game Sweep, at LA Sept. 4-6, 2000	Longest Winning Streak 13 games, 5/4/52-7/20/52
Last Pittsburgh 4-Game Sweep, at LA Never Accomplished	Longest Losing Streak 10 games, 7/21/10(1)-8/27/10
Last Pittsburgh 3-Game Sweep, at PIT May 31-June 2, 1999	Largest Crowd at LA 54,510, 9/16/66
Last Pittsburgh 4-Game Sweep, at PIT Never Accomplished	Largest Crowd at PIT 48,230, 7/18/71
Last LA Doubleheader Sweep at LA Aug. 4, 1964	Last PIT Doubleheader Sweep at LA Sept. 1, 1965
Last LA Doubleheader Sweep at PIT April 29, 1973	Last PIT Doubleheader Sweep at PIT July 18, 1971

St. Louis Cardinals

National League Central
 Busch Stadium (49,814; grass; 1966)
 250 Stadium Plaza
 St. Louis, MO 63102
 www.stlcardinals.com



Switchboard: (314) 421-3060 **Press Box:** (314) 421-3060
Media Relations: (314) 421-3060 **Media Relations FAX:** (314) 982-7399

President Mark Lamping
Senior Vice President/General Manager Walt Jockerty
Traveling Secretary C. J. Cherre
Director, Media Relations Brian Bartow, (314) 425-0623
Manager, Media Relations/Publications Steve Zesch, (314) 425-0625
Assistant to Director of Media Relations Brad Hainje, (314) 425-0624
Assistant, Media Relations Melody Yount, (314) 425-0604

Dodgers' Hotel in St. Louis Westin St. Louis
 811 Spruce Street
 St. Louis, MO 63102
 (314) 621-2000 (314) 552-5700 FAX

St. Louis' Hotel in Los Angeles Century Plaza
 2025 Avenue of the Stars
 Los Angeles, CA 90067
 (310) 277-2000 (310) 551-3355 FAX

TONY LARUSSA
 7th season with St. Louis
 24th season overall
 1,827-1,647 (.526)

ALL-TIME SERIES
 All-Time Series Record
 915-923
 At Busch Stadium
 105-109
 At Dodger Stadium
 128-118

2002 SCHEDULE
 Dates Site
 July 4-7 STL
 July 15-16 LA

2001 MEETINGS (DODGERS TIED SERIES, 3-3)

at Dodger Stadium					at Busch Stadium				
Date	W-L	Score	Winner	Loser	Date	W-L	Score	Winner	Loser
8/31	L	1-5	WILLIAMS	Gagne	9/7	W	7-1	Brown	Hermanson
9/1	W	3-1	Adams	Hermanson	9/8	L	5-6	Al. Benes	Baldwin
9/2	W	7-3	Brown	Kile	9/9	L	1-8	Matthews	Park

SERIES RECORD BY DECADE

1900s	..	102-86-5	..543
1910s	..	105-104-1	..502
1920s	..	101-119	..459
1930s	..	91-127-2	..417
1940s	..	90-132-5	..405
1950s	..	135-85	..614
1960s	..	91-91	..500
1970s	..	67-53	..558
1980s	..	62-56	..525
1990s	..	52-55	..486
2000s	..	6-9	..400

*ALL CAPS denotes complete game

YEAR-BY-YEAR SERIES RESULTS (1958-2001)

Year	Home	Road	Totals	Year	Home	Road	Totals	Year	Home	Road	Totals	Year	Home	Road	Totals
1958	7-4	4-7	11-11	1969	2-4	1-5	3-9	1980	5-1	2-4	7-5	1991	4-2	2-4	6-6
1959	6-5	6-5	12-10	1970	2-4	5-1	7-5	1981	2-2	3-3	5-5	1992	2-4	2-4	4-8
1960	7-4	3-8	10-12	1971	3-3	3-3	6-6	1982	3-3	4-2	7-5	1993	1-5	5-1	6-6
1961	7-4	5-6	12-10	1972	4-2	4-2	8-4	1983	5-1	4-2	9-3	1994	1-2	1-2	2-4
1962	2-7	5-4	7-11	1973	5-1	3-3	8-4	1984	3-3	3-3	6-6	1995	3-3	4-2	7-5
1963	5-4	7-2	12-6	1974	2-4	4-2	6-6	1985	4-2	3-3	7-5	1996	4-2	4-2	8-4
1964	6-3	4-5	10-8	1975	2-4	3-3	5-7	1986	4-2	4-2	8-4	1997	2-3	3-3	5-6
1965	5-4	7-2	12-6	1976	6-0	4-2	10-2	1987	2-4	1-5	3-9	1998	2-1	2-4	4-5
1966	4-5	6-3	10-8	1977	5-1	1-5	6-6	1988	4-2	3-3	7-5	1999	2-4	1-2	3-6
1967	4-5	2-7	6-12	1978	3-3	2-4	5-7	1989	3-3	0-6	3-9	2000	1-2	2-4	3-6
1968	4-5	5-4	9-9	1979	3-3	3-3	6-6	1990	2-4	5-1	7-5	2001	2-1	1-2	3-3

SERIES FACTS

Last Dodger 3-Game Sweep, at LA July 4-6, 1988
Last Dodger 4-Game Sweep, at LA April 29-May 2, 1976
Last Dodger 3-Game Sweep, at STL Aug. 20-22, 1994
Last Dodger 4-Game Sweep, at STL Never Accomplished
Last St. Louis 3-Game Sweep, at LA April 13-15, 1993
Last St. Louis 4-Game Sweep, at LA July 1-4, 1968
Last St. Louis 3-Game Sweep, at STL June 23-25, 2000
Last St. Louis 4-Game Sweep, at STL July 7(2)- 8 (2), 1987

Last LA Doubleheader Sweep at LA Never Accomplished
Last LA Doubleheader Sweep at STL July 22, 1956

Most Runs Scored vs. STL 22, 7/29/36(1) at BRK
Most Runs Allowed vs. STL 22, 7/27/18(2) at BRK
Largest Margin of Victory 16 (20-4), 8/30/53 at BRK
Largest Margin of Defeat 18 (2-20), 7/24/37 at BRK
Longest Winning Streak 14 games, 6/5/51-8/22/51(2)
Longest Losing Streak 9 games, 4 times, 5/12/44-7/29/44(2)
Largest Crowd at LA 54,514, 5/23/99
Largest Crowd at STL 48,395, 6/23/00

Last STL Doubleheader Sweep at LA June 16, 1957
Last STL Doubleheader Sweep at STL July 8, 1987

San Diego Padres

National League West
 Qualcomm Stadium (66,307; grass; 1968)
 8880 Rio San Diego Drive, Suite 400
 San Diego, CA 92108
 www.padres.com



BRUCE BOCHY

8th season with San Diego
 8th season overall
 564-552 (.505)

ALL-TIME SERIES

All-Time Series Record
 284-258
 At Qualcomm Stadium
 136-133
 At Dodger Stadium
 148-125

2002 SCHEDULE

Dates	Site
April 12-14	SD
April 18-21	LA
July 17-18	LA
July 22-24	SD
Sept. 20-22	SD
Sept. 26-29	LA

Switchboard: (619) 881-6500 Press Box: (619) 881-6500, x7210
 Media Relations: (619) 881-6510 Media Relations FAX: (619) 497-5454

Chairman John Moores
 President & Chief Executive Officer Bob Vizas
 Executive Vice President & General Manager Kevin Towers
 Executive Director, Communications ... Glenn Geffner, (619) 881-6509
 Assistant, Media Relations John Dever, (619) 881-6642
 Assistant, Media Relations Karen Slaton, (619) 881-6549
 Assistant, Media Relations Steve Hoem, (619) 881-6642

Dodgers' Hotel in San Diego Marriott Hotel and Marina
 333 West Harbor Drive
 San Diego, CA 92101
 (619) 234-1500 (619) 234-8678 FAX

San Diego's Hotel in Los Angeles Marriott Downtown
 333 Figueroa Street
 Los Angeles, CA 90071
 (213) 617-1133 (213) 613-0291 FAX

2001 MEETINGS (DODGERS LOST SERIES, 9-10)

at Dodger Stadium					at Qualcomm Stadium				
Date	W-L	Score	Winner	Loser	Date	W-L	Score	Winner	Loser
4/20	W	3-1	Brown	Tollberg	4/13	L	4-5(10)	Hoffman	Herges
4/21	W	4-2	Prokopec	Jarvis	4/14	L	4-5	Hoffman	Olson
4/22	L	6-7(11)	Witasick	Shaw	4/15	W	5-4	Brown	Myers
6/22	L	6-9	Witasick	Herges	6/28	W	7-4	Carrara	Seanez
6/23	L	2-6	Lawrence	Prokopec	6/29	W	7-5	Williams	Eaton
6/24	L	1-6	EATON	Dreifort	6/30	W	7-3	Herges	Hoffman
9/17	L	4-6	Middlebrook	Park	7/1	W	8-0	Brown	Jones
9/18	L	2-3	Jarvis	Adams	10/2	W	5-2	Carrara	Hoffman
9/19	L	3-4(10)	Nuñez	Trombley	10/3	W	12-5	Gagne	Jones
					10/4	L	3-6	Middlebrook	Prokopec

*ALL CAPS denotes complete game

SERIES RECORD BY DECADE

1960s	12-6	.667
1970s	109-71	.606
1980s	78-95	.451
1990s	68-71	.489
2000s	17-15	.531

YEAR-BY-YEAR SERIES RESULTS (1969-2001)

Year	Home	Road	Totals	Year	Home	Road	Totals	Year	Home	Road	Totals	Year	Home	Road	Totals
1969	8-1	4-5	12-6	1978	7-2	2-7	9-9	1987	6-3	5-4	11-7	1996	1-5	4-3	5-8
1970	6-3	5-4	11-7	1979	6-3	3-6	9-9	1988	5-4	2-7	7-11	1997	2-4	3-3	5-7
1971	4-5	9-0	13-5	1980	7-2	2-7	9-9	1989	3-6	3-6	6-12	1998	3-3	2-4	5-7
1972	6-3	7-2	13-5	1981	3-3	3-2	6-5	1990	6-3	3-6	9-9	1999	2-4	1-5	3-9
1973	2-7	7-2	9-9	1982	6-3	3-6	9-9	1991	5-4	5-4	10-8	2000	4-3	4-2	8-5
1974	8-1	8-1	16-2	1983	2-7	4-5	6-12	1992	4-5	5-4	9-9	2001	2-7	7-3	9-10
1975	6-3	5-4	11-7	1984	5-4	5-4	10-8	1993	5-1	4-3	9-4				
1976	3-6	3-6	6-12	1985	4-5	4-5	8-10	1994	5-2	1-2	6-4				
1977	5-4	7-2	12-6	1986	3-6	3-6	6-12	1995	4-3	3-3	7-6				

SERIES FACTS

Last Dodger 3-Game Sweep, at LA	May 13-15, 1994	Most Runs Scored vs. S.D.	19, 6/28/69 at S.D.
Last Dodger 4-Game Sweep, at LA	Never Accomplished	Most Runs Allowed vs. S.D.	14, twice, last: 6/27/95 at LA
Last Dodger 3-Game Sweep, at S.D.	July 4-6, 1997	Largest Margin of Victory	19 (19-0), 6/28/69 at S.D.
Last Dodger 4-Game Sweep, at S.D.	June 28-July 1, 2001	Largest Margin of Defeat	12 (2-14), 6/10/93 at S.D.
Last San Diego 3-Game Sweep, at LA	September 17-19, 2001	Longest Winning Streak	16 games, 9/9/73-9/20/74
Last San Diego 4-Game Sweep, at LA	June 20-23, 1983	Longest Losing Streak	10 games, 9/22/96-6/28/97
Last San Diego 3-Game Sweep, at S.D.	June 29-July 1, 1999	Largest Crowd at S.D.	55,110, 6/26/70
Last San Diego 4-Game Sweep, at S.D.	April 15-18, 1982	Largest Crowd at LA	60,830, 6/30/01
Last LA Doubleheader Sweep at LA	June 19, 1988	Last S.D. Doubleheader Sweep at LA	June 17, 1988
Last LA Doubleheader Sweep at S.D.	Never Accomplished	Last S.D. Doubleheader Sweep at S.D.	Sept. 29, 1983

San Francisco Giants

National League West
 Pacific Bell Park (41,341; grass; 2000)
 24 Willie Mays Plaza
 San Francisco, CA 94107
 www.sfgiants.com



Switchboard: (415) 972-2000 **Press Box:** (415) 972-2450
Media Relations: (415) 972-2448 **Media Relations FAX:** (415) 947-2800

President: Peter A. Magowan
General Manager: Brian Sabean
Traveling Secretary: Reggie Younger, Jr.
Manager, Media Relations: Jim Moorehead, (415) 972-2449
Manager, Media Services & Broadcasting: Maria Jacinto, (415) 972-2447
Manager, Baseball Information: Blake Rhodes, (415) 972-2443
Assistant, Media Relations: Matt Hodson, (415) 972-2441
Dodgers' Hotel in San Francisco: Renaissance Parc 55
 55 Cyril Magnin Street
 San Francisco, CA 94102
 (415) 392-8000 (415) 403-6602 FAX
Giants' Hotel in Los Angeles: Ritz-Carlton Pasadena
 1401 South Oak Knoll Avenue
 Pasadena, CA 91106
 (626) 568-3900 (626) 568-3700

2001 MEETINGS (DODGERS WON SERIES, 11-8)

at Dodger Stadium					at Pacific Bell Park				
Date	W-L	Score	Winner	Loser	Date	W-L	Score	Winner	Loser
4/6	W	10-1	Prokopec	Estes	4/17	L	2-3	Rodriguez	Adams
4/7	W	10-4	Park	Hernandez	4/18	L	4-5	Fultz	Park
4/8	L	3-8	Rueter	Gagne	4/19	W	10-1	Gagne	Rueter
7/2	W	8-6	Adams	Vogelsong	6/25	L	2-5	Gardner	Park
7/3	W	4-3	Williams	Hernandez	6/26	W	14-18	Reyes	Worrell
7/4	W	4-3	Herges	Rodriguez	6/27	W	7-3	Adams	Hernandez
7-5	L	2-3	Ortiz	Reyes	10/5	W	11-10	Cararra	Worrell
9/24	L	1-2	Hernandez	Baldwin	10/6	W	6-2	Baldwin	Hernandez
9/25	W	9-5	Park	Rueter	10/7	L	1-2	Gardner	Springer
9/26	L	4-6	Rodriguez	Shaw					

YEAR-BY-YEAR SERIES RESULTS (1958-2001)

Year	Home	Road	Totals	Year	Home	Road	Totals	Year	Home	Road	Totals	Year	Home	Road	Totals
1958	4-7	2-9	6-16	1969	3-6	2-7	5-13	1980	7-2	6-3	13-5	1991	5-4	3-6	8-10
1959	5-6	9-2	14-8	1970	4-5	5-4	9-9	1981	3-3	4-2	7-5	1992	3-6	4-5	7-11
1960	6-5	4-7	10-12	1971	5-4	7-2	12-6	1982	4-5	5-4	9-9	1993	3-4	4-2	7-6
1961	7-4	3-8	10-12	1972	6-3	3-6	9-9	1983	3-6	2-7	5-13	1994	2-1	3-4	5-5
1962	7-4	3-7	10-11	1973	5-4	4-5	9-9	1984	6-3	4-5	10-8	1995	5-1	3-4	8-5
1963	6-3	3-6	9-9	1974	5-4	7-2	12-6	1985	6-3	5-4	11-7	1996	4-3	3-3	7-6
1964	4-5	2-7	6-12	1975	6-3	4-5	10-8	1986	5-4	3-6	8-10	1997	4-2	2-4	6-6
1965	5-4	5-4	10-8	1976	3-6	5-4	8-10	1987	5-4	5-4	10-8	1998	4-2	2-4	6-6
1966	5-4	4-5	9-9	1977	6-3	8-1	14-4	1988	6-3	6-3	12-6	1999	4-3	4-2	8-5
1967	3-6	2-7	5-13	1978	6-3	5-4	11-7	1989	7-2	3-6	10-8	2000	3-3	4-2	7-5
1968	4-5	5-4	9-9	1979	8-1	6-3	14-4	1990	4-5	4-5	8-10	2001	6-4	5-4	11-8

SERIES FACTS

Last Dodger 3-Game Sweep, at LA: Sept. 25-27, 1989
Last Dodger 4-Game Sweep, at LA: June 22-25, 1995
Last Dodger 3-Game Sweep, at SF: Aug. 11-13, 2001
Last Dodger 4-Game Sweep, at SF: July 1-4, 1997
Last Giant 3-Game Sweep, at LA: Sept. 24-26, 1982
Last Giant 4-Game Sweep, at LA: April 21-24, 1923
Last Giant 3-Game Sweep, at SF: Aug. 9-11, 1991
Last Giant 4-Game Sweep, at SF: June 26-29, 1975

Last LA Doubleheader Sweep at LA: Sept. 6, 1952
Last LA Doubleheader Sweep at SF: July 26, 1988

DUSTY BAKER
 10th season with SF
 10th season overall
 745-649 (.534)

ALL-TIME SERIES
All-Time Series Record
 1,000-1,016
 At PacBell Park
 9-6
 At Dodger Stadium
 190-146

2002 SCHEDULE
 Dates Site
 April 2-4 LA
 April 9-11 SF
 July 19-21 LA
 July 26-28 SF
 Sept. 9-11 SF
 Sept. 16-19 LA

SERIES RECORD BY DECADE
 1900s . . . 80-127-4, .386
 1910s . . . 88-125-3, .413
 1920s . . . 106-113-3, .484
 1930s . . . 98-120-2, .450
 1940s . . . 137-82-2, .626
 1950s . . . 117-106, .525
 1960s . . . 83-108, .435
 1970s . . . 108-72, .741
 1980s . . . 95-79, .546
 1990s . . . 70-70, .500
 2000s . . . 18-13, .355

OPPONENTS

Anaheim Angels

American League West
 Edison International Field (45,050; grass; 1966)
 2000 Gene Autry Way
 Anaheim, CA 92806
 www.angelsbaseball.com



MIKE SCIOSCIA

3rd season with Anaheim
 3rd season overall
 157-167 (.485)

ALL-TIME SERIES

All-Time Series Record
 13-13
 At Edison Field
 6-7
 At Dodger Stadium
 7-6

2002 SCHEDULE

Dates	Site
June 14-16	LA
June 28-30	ANA

Switchboard: (714) 940-2000 Press Box: (714) 940-2705
 Media Relations: (714) 940-2014 Media Relations FAX: (714) 940-2205

President, Anaheim Sports Inc. TBD
 Vice President & General Manager Bill Stoneman
 Vice President, Communications Tim Mead, (714) 940-2003
 Traveling Secretary Tom Taylor, (714) 940-2016
 Manager, Baseball Information Larry Babcock, (714) 940-2015
 Manager, Media Services Nancy Mazmanian, (714) 940-2013
 Media Representative Eric Kay, (714) 940-2173
 Media Representative Marty Sewell, (714) 940-2176

Dodgers' Hotel in Anaheim Doubletree Anaheim/Orange
 100 The City Drive
 Anaheim, CA 92868
 (714) 634-4500 (714) 978-3839 FAX

2001 MEETINGS (DODGERS LOST SERIES, 2-4)

at Dodger Stadium					at Anaheim				
Date	W-L	Score	Winner	Loser	Date	W-L	Score	Winner	Loser
6/8	L	0-1	Valdes	Carrara	6/15	W	6-2	Park	Ortiz
6/9	W	2-1	Shaw	Weber	6/16	L	5-6	Percival	Herges
6/10	L	5-6(10)	Levine	Gagne	6/17	L	4-6	Levine	Shaw

SERIES RECORD BY DECADE

1990s 9-5, .643
 2000s 4-8, .333

YEAR-BY-YEAR SERIES RESULTS (1997-2001)

Year	Home	Road	Totals	Year	Home	Road	Totals	Year	Home	Road	Totals	Year	Home	Road	Totals
1997	2-0	2-0	4-0	2000	1-2	1-2	2-4								
1998	1-1	0-2	1-3	2001	1-2	1-2	2-4								
1999	2-1	2-1	4-2												

SERIES FACTS

Last Dodger 3-Game Sweep, at LA . . . Never Accomplished
 Last Dodger 4-Game Sweep, at LA . . . Never Accomplished
 Last Dodger 3-Game Sweep, at ANA . . . Never Accomplished
 Last Dodger 4-Game Sweep, at ANA . . . Never Accomplished
 Last Anaheim 3-Game Sweep, at LA . . . Never Accomplished
 Last Anaheim 4-Game Sweep, at LA . . . Never Accomplished
 Last Anaheim 3-Game Sweep, at ANA . . . Never Accomplished
 Last Anaheim 4-Game Sweep, at ANA . . . Never Accomplished
 Last LA Doubleheader Sweep at LA . . . Never Accomplished
 Last LA Doubleheader Sweep at ANA . . . Never Accomplished
 Most Runs Scored vs. ANA 13, 7/17/99 at ANA
 Most Runs Allowed vs. ANA 8, twice, last: 6/4/00 at ANA
 Largest Margin of Victory 10 (13-3), 7/17/99 at ANA
 Largest Margin of Defeat 7, twice, 6/2/00 at ANA
 Longest Winning Streak 4 games, 6/17/97-7/13/97
 Longest Losing Streak, 2 games, twice, last: 7/14/00-7/15/00
 Largest Crowd at LA 54,415, 6/9/01
 Largest Crowd at ANA 43,911, 7/15/99
 Last ANA Doubleheader Sweep at LA . . . Never Accomplished
 Last ANA Doubleheader Sweep at ANA . . . Never Accomplished

Baltimore Orioles

American League East
 Oriole Park at Camden Yards (48,190; grass;1992)
 333 West Camden Street
 Baltimore, MD 21201
 www.theorioles.com



MIKE HARGROVE

3rd season with Baltimore
 12th season overall
 858-775 (.525)

ALL-TIME SERIES

All-Time Series Record
 0-0
 At Oriole Park
 0-0
 At Dodger Stadium
 0-0

2002 SCHEDULE

Dates	Site
June 7-9	BAL

Media Relations: (410) 547-6150 Media Relations FAX: (410) 547-6272

Chairman & Chief Executive Officer Peter G. Angelos
 Vice President & Chief Operating Officer Joseph E. Foss
 Vice President, Baseball Operations Syd Thrift
 Traveling Secretary Philip E. Itzoe
 Director, Public Relations Bill Stetka
 Manager, Baseball Information Kevin Behan

Dodgers' Hotel in Baltimore Marriott Inner Harbor
 110 South Eutaw Street
 (410) 962-0202 (410) 625-7892 FAX

OPPONENTS

Boston Red Sox

American League East
 Fenway Park 33,993; grass; 1912)
 4 Yawkey Way
 Boston, MA 02215
 www.redsox.com



JOE KERRIGAN

2nd season with Boston
 2nd season overall
 17-26 (.395)

ALL-TIME SERIES

All-Time Series Record
 0-0
 At Fenway Park
 0-0
 At Dodger Stadium
 0-0

2002 SCHEDULE

Dates	Site
June 21-23	LA

Switchboard: (617) 267-9440 Press Box: (617) 236-6732
 Media Relations: (617) 375-0919 Media Relations FAX: (617) 375-0944

General Manager Dan Duquette
 Director, Communications Kevin Shea
 Coordinator, Baseball Information Glenn Wilburn
 Traveling Secretary Jack McCormick

Boston's Hotel in Los Angeles Century Plaza
 2025 Avenue of the Stars
 Los Angeles, CA 90067
 (310) 277-2000 (310) 551-3355 FAX

Tampa Bay Devil Rays

American League East
Tropicana Field (43,772; artificial; 1998)
One Tropicana Drive
St. Petersburg, FL 33705
www.devilrays.com



HAL McRAE

2nd season with Tampa Bay
6th season overall
58-87 (.400)

ALL-TIME SERIES

All-Time Series Record
0-0
At Tropicana Field
0-0
At Dodger Stadium
0-0

2002 SCHEDULE

Dates	Site
June 10-12	TB

Switchboard: (727) 825-3137 **Press Box:** (727) 825-3129
Media Relations: (727) 825-3242 **Media Relations FAX:** (727) 825-3111

Managing General Partner/CEO Vincent J. Naimoli
Senior V.P. of Baseball Operations & General Manager . Chuck LaMar
Traveling Secretary Jeff Ziegler
Vice President, Public Relations Rick Vaughn (727) 825-3242
Director, Media Relations Chris Costello (727) 825-3160
Assistant, Media Relations Greg Landy (727) 825-3141

Dodgers' Hotel in Tampa Bay Renaissance Vinoy
501 Fifth Avenue North East
St. Petersburg, FL 33701
(727) 894-1000 (727) 822-2785 FAX

Toronto Blue Jays

American League East
SkyDome (45,100; ; 1989)
One Blue Jays Way, Suite 3200
Toronto, Ontario M5V1J1
www.bluejays.com



BUCK MARTINEZ

2nd season with Toronto
2nd season overall
80-82 (.494)

ALL-TIME SERIES

All-Time Series Record
0-0
At SkyDome
0-0
At Dodger Stadium
0-0

2002 SCHEDULE

Dates	Site
June 18-20	LA

Switchboard: (416) 341-1000 **Press Box:** (416) 341-1178
Media Relations: (416) 341-1303 **Media Relations FAX:** (416) 341-1250

Vice President, Media Relations Howard Starkman
Manager, Team Travel Bart Given
Manager, Media Relations Jay Stenhouse
Coordinator, Media Relations Michael Shaw
Assistant, Media Relations Leanna England

Toronto's Hotel in Los Angeles Century Plaza
2025 Avenue of the Stars
Los Angeles, CA 90067
(310) 277-2000 (310) 551-3355 FAX



**2002 BASEBALL DIRECTORY – MAJOR LEAGUE BASEBALL
OFFICE OF THE COMMISSIONER**

245 Park Avenue • New York, NY 10167 • (212) 931-7800
Senior Vice President, Public Relations, Rich Levin • Office (212) 931-7878
Director, Media Relations, Pat Courtney • Office (212) 931-7898

AMERICAN LEAGUE

245 Park Avenue
New York, NY 10167
Phone: (212) 931-7616
FAX: (212) 949-5433
Phyllis Merhige
Vice President,
Club Relations

NATIONAL LEAGUE

245 Park Avenue
New York, NY 10167
Phone: (212) 931-7706
FAX: (212) 949-5433
Katy Feeney
Vice President,
Club Relations & Scheduling

AMERICAN LEAGUE DIRECTORY

CHICAGO WHITE SOX

Comiskey Park
333 West 35th Street
Chicago, IL 60616
(312) 674-1000
Scott Reifert
Director of Public Relations
Private: (312) 674-5302

CLEVELAND INDIANS

Jacobs Field
2401 Ontario Street
Cleveland, OH 44115
(216) 420-4200
Bart Swain
Media Relations Director
Private: (216) 420-4386

DETROIT TIGERS

Comerica Park
2100 Woodward Avenue
Detroit, MI 48201
(313) 962-4000
Jim Anderson
Public Relations Manager
Private: (313) 471-2113

KANSAS CITY ROYALS

Kauffman Stadium
P. O. Box 419969
Kansas City, MO 64141
(816) 921-8000
David Witty
Sr. Director, Media Relations
Private: (816) 504-4713

MINNESOTA TWINS

Metrodome
34 Kirby Puckett Place
Minneapolis, MN 55415
(612) 375-1366
Sean Harlin
Media Relations Manager
Private: (612) 375-7470

NEW YORK YANKEES

Yankee Stadium
Bronx, NY 10451
(718) 293-4300
Rick Cerrone
Media Relations Director
Private: (718) 579-4456

OAKLAND ATHLETICS

Network Associates Coliseum
7677 Oakport Street
Oakland, CA 94621
(510) 638-4900
Jim Young
Director of Public Relations
Private: (510) 563-2380

SEATTLE MARINERS

SAFECO Field
1250 First Avenue
Seattle, WA 98134
(206) 346-4000
Tim Hevly
Director of Baseball Information
Private: (206) 346-4402

TEXAS RANGERS

The Ballpark in Arlington
1000 Ballpark Way, Suite 400
Arlington, TX 76011
(817) 273-5203
John Blake
Senior V.P., Communications
Private: (817) 273-5208

LAST TRADE WITH EACH MAJOR LEAGUE CLUB

NATIONAL LEAGUE

Team	Received	Traded	Date
Arizona	—	—	—
Atlanta	Brian Jordan, Odalis Perez	Gary Sheffield	1/15/02
Chicago	Ismael Valdes	Jamie Arnold, Jorge Piedra	7/26/00
Cincinnati	Juan Castro	Kenny Lutz	4/1/00
Colorado	Tom Goodwin	Todd Hollandsworth, Randey Dorame, Kevin Gibbs	7/31/00
Florida	Kevin Orie	Player to be named	11/12/99
Houston	Al Osuna	James Daspit	4/28/94
Milwaukee	Marquis Grissom, Ruddy Lugo	Devon White	2/25/01
Montreal	Mark Grudzielanek, Carlos Perez, Hiram Bocachica	Wilton Guerrero, Ted Lilly, Peter Bergeron, Jonathan Tucker	7/31/98
New York	Todd Hundley, Arnold Gooch	Charles Johnson, Roger Cedeno	12/1/98
Philadelphia	Omar Daal	Jesus Cordero, Eric Junge	11/9/01
Pittsburgh	Terry Mulholland	Adrian Burnside, Mike Fetters	7/31/01
St. Louis	John Tudor	Pedro Guerrero	8/16/88
San Diego	Widd Workman	Jim Bruske	7/23/98
San Francisco	Alex Trevino	Candy Maldonado	12/11/85

AMERICAN LEAGUE

Team	Received	Traded	Date
Anaheim	Ellie Rodriguez	Orlando Alvarez	3/21/76
Baltimore	Mike Trombley	Kris Foster, Geronimo Gil	7/31/01
Boston	Glenn Hoffman	Bill Bartels	8/17/87
Chicago	James Baldwin	Jeff Barry, Onan Masaoka, Gary Majewski	7/26/01
Cleveland	Dave Roberts	Christian Bridenbaugh, Nial Hughes	12/21/01
Detroit	Robinson Checo, Apostol Garcia Rick Roberts	Dave Mlicki, Mel Rojas	4/16/99
Kansas City	Billy Brewer	Jose Offerman	12/17/95
Minnesota	Kevin Tapani, Mark Guthrie	Greg Hansell, Jose Parra, Ron Coomer	7/31/95
New York	Jim Leyritz	Jose Vizcaino	6/20/00
Oakland	Stan Javier	Willie Randolph	5/13/90
Seattle	Scott Prouty	Eric Weaver	10/12/98
Texas	Steve Allen, David Lynch	Jim Poole	12/29/90
Tampa Bay	TBD	Mike Judd	3/28/01
Toronto	Cesar Izturis, Paul Quantrill	Luke Prokopec, Chad Ricketts	12/12/01

Note: Trade involves Major League roster.

KOUFAX'S PERFECT GAME

The only perfect game in Dodger history was authored by Hall of Fame left-hander Sandy Koufax on Sept. 9, 1965 in front of 29,139 at Dodger Stadium. During the 1-0 victory over the Chicago Cubs, Koufax struck out 14 batters and improved his record to 22-7. Koufax struck out the final six Cubs he faced – Ron Santo, Ernie Banks and Byron Browne in the eighth inning; Chris Krug, Joe Amalfitano and pinch-hitter Harvey Kuenn in the ninth. The Dodgers managed just one hit and a walk off Cubs' left-hander Bob Hendley (2-3). The only hit – Lou Johnson's two-out bloop double to right field – didn't affect the scoring. Johnson opened the fifth inning with a walk, advanced to second on Ron Fairly's sacrifice bunt, stole third base and scored when catcher Krug's throw sailed into left field for an error. In addition to Koufax becoming the first pitcher to hurl four no-hitters in his career, the 1-hour, 43-minute game also featured a Major League record for fewest runners left on base by both teams (1).

PRE-GAME TIMES AT DODGER STADIUM

Game Time	1:10 p.m.	5:05 p.m.	7:10 p.m.	7:35 p.m.
Auto Gates Open	11:10 a.m.	3:05 p.m.	5:10 p.m.	5:35 p.m.
Stadium Gates Open	11:40 a.m.	3:35 p.m.	5:40 p.m.	6:05 p.m.
Dodger Batting Practice	10:20 a.m.- 11:45 a.m.	2:15 p.m.- 3:40 p.m.	4:20 p.m.- 5:45 p.m.	4:45 p.m.- 6:10 p.m.
Visiting Batting Practice	11:46 a.m.- 12:25 p.m.	3:41 p.m.- 4:20 p.m.	5:46 p.m.- 6:25 p.m.	6:11 p.m.- 6:50 p.m.
Dodger Infield	12:26 p.m.- 12:35 p.m.	4:21 p.m.- 4:30 p.m.	6:26 p.m.- 6:35 p.m.	6:51 p.m.- 7:00 p.m.
Visiting Infield	12:36 p.m.- 12:45 p.m.	4:31 p.m.- 4:40 p.m.	6:36 p.m.- 6:45 p.m.	7:01 p.m.- 7:10 p.m.
First Pitch	1:10 p.m.	5:05 p.m.	7:10 p.m.	7:35 p.m.


DODGERS PARTICIPATE IN LONGEST NINE-INNING GAME

The Dodgers and Giants played in the longest nine-inning game (4:27) in Major League history on Oct. 5, 2001 at San Francisco with the Blue Crew earning the 11-10 victory. The clubs broke the previous mark held by Milwaukee and Chicago on May 11, 2001, a 14-8 Brewer victory in 4:22. Shawn Green, Gary Sheffield and Paul Lo Duca combined to go 7-for-13 with two home runs, six RBI and five runs scored to lead the Dodger offense. With his RBI, Green set a new career high with 124 (previously 123 in 1998 with Toronto). Giovanni Carrara (6-1) pitched 2.0 solid innings for the win in relief of starter Chan Ho Park, who allowed home runs No. 71 and 72 to Barry Bonds.

Date	Time of Game	Teams
Oct. 5, 2001	4 hours, 27 minutes	Dodgers 11, Giants 10
Sept. 5, 1997	4 hours, 22 minutes	Baltimore 13, New York Yankees 9
May 11, 2000	4 hours, 22 minutes	Milwaukee 14, Chicago 8
April 30, 1996	4 hours, 21 minutes	New York 13, Baltimore 10
June 30, 1996	4 hours, 20 minutes	Colorado 16, Los Angeles 15
Oct. 2, 1962	4 hours, 18 minutes	Los Angeles 8, San Francisco 7
June 8, 1986	4 hours, 16 minutes	Baltimore 18, New York 9



STADIUM INFORMATION



DODGER STADIUM

It began with Dodger President Walter O'Malley's vision nearly five decades ago and remains one of the crown jewels in professional sports and a landmark to West Coast expansion in Major League Baseball.

The 2002 season will mark the 40th Anniversary of Dodger Stadium. Throughout its history, the beauty of the ballpark has awed spectators with a breath-taking view of downtown Los Angeles to the south; green, tree-lined Elysian hills to the north and east; and the San Gabriel Mountains beyond.

The 56,000-seat Dodger Stadium has parking for 16,000 automobiles on 21 terraced lots adjacent to the same elevations as the six different seating levels.

More than 3,400 trees cover the 300 acres of beautiful landscape, which is maintained by a full-time staff of gardeners. The Dodgers employ a full-time grounds crew and maintenance staff that keeps all aspects of the stadium in immaculate condition throughout the season making Dodger Stadium one of the best maintained facilities in the country.

In January 1999, the Dodgers announced a program of investment and limited renovation of Dodger Stadium to help make it more economically competitive with other ballparks across the nation. By the start of the 2000 season, the Dodgers added new field level seats down the foul lines beyond the dugouts and a new expanded dugout section with an adjacent club area. In addition, suites were added on the Club Level to provide amenities that are now available at every other Major League ballpark.

The Dodgers installed a brand new state-of-the-art grass field after the conclusion of the 1995 season for the first time since the stadium opened in 1962. Prescription Athletic Turf (PAT), created and installed by the Cincinnati-based Motz Group, used the latest agronomic and engineering technology to manage field moisture through controlled drainage and irrigation. The 100,000 square feet of bermuda grass is grown on pure sand, beneath which a vacuum chamber is laid over a water-tight plastic barrier that forcibly extracts water during heavy rains. New moisture gauges monitor the field's water level in coordination with a microprocessor that controls drainage functions. A computer controller has the ability to reverse the scenario and subirrigate when the sand's moisture reading drops below the optimal level.

More than 110 million fans have watched Dodger games at Dodger Stadium over 40 years, an average of more than 2.7 million fans per season. Dodger fans have witnessed 3,176 regular-season games at Dodger Stadium,



including a 1,814-1,362 (.571) record posted by the Dodgers. In 1978, Dodger Stadium became the first ballpark to host more than three million fans in a season when the Dodgers drew 3,347,845 in attendance. Following another three-million attendance mark in 1980, the Dodgers set the all-time Major League season attendance record in 1982, drawing 3,608,881 fans. Toronto, Colorado and Atlanta have since topped that mark, but the Dodgers can also boast seasons of more than three million in attendance from 1983-86, 1990-91, 1993 and 1996-2001. Seven of the top 25 NL single-season attendance marks have been recorded at Dodger Stadium.

During the 20th century, the only privately-financed ballparks in Major League Baseball were Yankee Stadium (built in 1923) and Dodger Stadium. Walter O'Malley and architect Emil Praeger set the stage for baseball's most popular and beautiful showplace when they began designing the Dodgers' new home after moving to Los Angeles in 1958. The stadium opened its doors on April 10, 1962 and the Dodgers won their first game the next day on April 11 when they defeated the Cincinnati Reds, 6-2. The Dodgers drew 2,755,184 fans at Dodger Stadium in 1962.

Since then, Dodger Stadium has hosted eight World Series and the Dodgers have won four World Championships (1963, 1965, 1981 and 1988), eight NL pennants (1963, 1965, 1966, 1974, 1977, 1978, 1981, 1988), eight NL Western Division crowns (1974, 1977, 1978, 1981, 1983, 1985, 1988, 1995) and one NL Wild Card berth (1996).

The stadium hosted the Major League Baseball All-Star Game in 1980 and the Olympic Games' baseball competition in 1984. The eight-team competition during the 1984 Olympic Games marked baseball's greatest involvement in the Olympic Games to that point.

The Olympic spirit returned to Los Angeles again in 1991, as Dodger Stadium hosted the Opening Ceremonies for the United States Olympic Festival. Later that summer, the stadium showcased the top amateur baseball players from around the world in the second annual International Baseball Association World All-Star Game.

Although baseball is the only sport played at Dodger Stadium, Pope John Paul II celebrated Mass at Dodger Stadium on Sept. 16, 1987. Entertainers such as KISS, The Rolling Stones, The Beatles, The Bee Gees, Elton John, Simon and Garfunkel, Michael Jackson, David Bowie, Genesis, Eric Clapton, U2 and the Dave Matthews Band have also performed at the stadium. Dodger Stadium also staged one of the world's greatest entertainment events in 1994 when internationally renowned tenors Jose Carreras, Placido Domingo and Luciano Pavarotti reunited for a spectacular concert performance "Encore - The Three Tenors" with conductor Zubin Mehta.

DODGER STADIUM RAINOUTS

The 17th rainout in Dodger Stadium history occurred on April 17, 2000, marking the last rainout and the only Dodger home game to be rained out during the 2000 season. In 1999 the Dodgers also had one home game washed out (April 11, 1999), ending the club's record 856-game consecutive streak without a rainout. Prior to that, the Dodgers' last home rainout was three consecutive games against the San Diego Padres April 19-21, 1988, the first consecutive games washed out since moving to Dodger Stadium. Prior to 1976, the Dodgers were rained out only once — against the St. Louis Cardinals on April 21, 1967. The 1967 rainout ended a streak of 737 consecutive games at Dodger Stadium without a postponement. The second home rainout, on April 12, 1976, stopped a string of 724 straight games.

- | | | |
|---------------------------------|------------------------------------|----------------------------------|
| 1. April 21, 1967 vs. St. Louis | 7. Aug. 17, 1977 vs. San Francisco | 13. April 19, 1988 vs. San Diego |
| 2. April 12, 1976 vs. San Diego | 8. April 15, 1978 vs. Atlanta | 14. April 20, 1988 vs. San Diego |
| 3. Sept. 10, 1976 vs. Atlanta | 9. Sept. 5, 1978 vs. San Francisco | 15. April 21, 1988 vs. San Diego |
| 4. Sept. 11, 1976 vs. Atlanta | 10. April 11, 1982 vs. San Diego | 16. April 11, 1999 vs. Colorado |
| 5. May 8, 1977 vs. Philadelphia | 11. Aug. 18, 1983 vs. New York | 17. April 17, 2000 vs. Houston |
| 6. May 9, 1977 vs. Philadelphia | 12. Sept. 24, 1986 vs. San Diego | |

RAINOUTS BY MONTH

Month:	April	May	June	July	Aug.	Sept.	Oct.
Number of Rainouts:	9	2	0	0	2	4	0
Average Monthly Rain in LA:	1.17"	0.23"	0.03"	**	0.12"	0.27"	0.21"

**The average monthly rainfall in Los Angeles during July is an infinite number too small to calculate.

DODGER TICKETS

Tickets at Dodger Stadium

Order Line: (323) 224-1-HIT
FAX: (323) 224-2609
TDD/TTY: (323) 224-1833
General Information: (323) 224-1500
Address: Dodger Stadium Lot #2
 1000 Elysian Park Ave.
 Los Angeles, CA
 90012

Ticket Window open 9 a.m.-5 p.m. Monday through Saturday between the months of March and September

Tickets by Mail:

Send checks or money orders, payable to:
 Los Angeles Dodgers
 File #51100
 Los Angeles, CA 90074-1100
 (Please add \$5 for handling and mailing of each order)

Dodger Dollars (Gift Certificates):

Redeemable for Dodger tickets, souvenirs and food concessions. Available in denominations of \$5 and \$10.

Single-Game Ticket Prices:

Location	Season	Single-Game
Premium Field	\$43	-
Premium Inner Loge	\$35	-
Inner Field	\$33	-
Club	\$32	-
Inner Loge	\$29	-
Middle Field	\$28/\$24	-
Middle Loge	\$23/\$18	-
Outer Field	\$16	\$21
Inner Reserve	\$14	\$17
Outer Loge	\$13	\$16
Outer Reserve	\$10	\$10
Pavilion/Top Deck	\$6	\$6

Top Deck and Pavilion seats for children 12 and under are \$4 when purchased at Dodger Stadium 90 minutes prior to game time.

DODGERVISION

DodgerVision, the large video display system which rises above the left field pavilion, is the hub of the entertainment fans enjoy at Dodger Stadium, serving as a complement to game action with replays, highlights, features, interactive games, information and statistics. The Mitsubishi Diamond Vision Mark III model, installed in 1991, has a screen which measures 875 square feet (25' by 35'). The high-resolution screen is virtually the same size as the previous model, which debuted July 8, 1980 when Dodger Stadium hosted the 51st Major League Baseball All-Star Game. The original Diamond Vision at Dodger Stadium was the first full-color video display board in existence.

Located in the press box area, the DodgerVision control room features a full production and editing facility, which utilizes four cameras, including a roving remote camera, five video tape machines and high-tech special effects equipment.

The DodgerVision crew is also responsible for providing the music heard throughout Dodger Stadium as well as the programming for the matrix boards on the facades of the Loge Level and the pitch tracker located under the DodgerVision screen. Among other complementary facets to the overall entertainment show, the matrix boards serve as out-of-town scoreboards. A team of 18 people is required to run the DodgerVision operation each game.

Above the right field pavilion stands the scoreboard, manufactured by Fair-Tron. Although electronically modernized in 1991, it is an exact replica of the original scoreboard installed when Dodger Stadium opened in 1962.

DODGER STADIUM FENCES

Height of Fence: 8 feet (2.45 meters)	Center Field: 395 feet (120 meters)
Left Field: 330 feet (101 meters)	Right Center Field: 385 feet (117 meters)
Left Center Field: 385 feet (117 meters)	Right Field: 330 feet (101 meters)

DODGER STADIUM GROUND RULES

LEFT-AND-RIGHT-FIELD FOUL POLES - The ball is IN PLAY when it hits below railing (white section of foul pole). Any ball hitting foul pole above railing (yellow section) is considered a HOME RUN on.

DUGOUTS - The television wells, photography wells and dugouts are considered bench. Any ball that strikes any forward facing dugouts is considered IN PLAY.

BACKSTOP SCREEN - Any ball striking guide wire supporting backstop is considered OUT OF PLAY.

DODGER STADIUM SEATING DIAGRAM

Left and Right Field Pavilions



DODGER STADIUM PARKING LOT MAP



LOS ANGELES DODGERS HOME/ROAD ATTENDANCE TOTALS

Year	Home	Road	Totals	Year	Home	Road	Totals
1958	1,845,556	1,160,807	3,006,363	1982	3,608,881	2,250,191	5,859,072
1959	2,071,045	1,294,229	3,365,274	1983	3,510,313	2,237,213	5,747,526
1960	2,253,887	1,380,121	3,634,008	1984	3,134,824	1,934,559	5,069,383
1961	1,804,250	1,249,762	3,054,012	1985	3,264,593	1,941,348	5,205,941
1962	2,755,184	1,593,665	4,348,849	1986	3,023,208	2,076,746	5,099,954
1963	2,538,602	1,834,842	4,373,444	1987	2,797,409	2,120,811	4,921,220
1964	2,228,751	1,562,734	3,791,485	1988	2,980,262	2,155,348	5,135,610
1965	2,553,577	1,918,669	4,472,246	1989	2,944,653	2,169,018	5,113,671
1966	2,617,029	2,141,212	4,758,241	1990	3,002,396	2,116,857	5,119,253
1967	1,664,362	1,363,072	3,027,434	1991	3,348,170	2,487,408	5,835,578
1968	1,581,093	2,221,463	3,802,556	1992	2,473,266	2,193,909	4,667,175
1969	1,784,527	1,452,790	3,237,317	1993	3,170,393	2,663,857	5,834,250
1970	1,697,142	1,337,513	3,034,655	1994	2,279,355	2,068,070	5,347,425
1971	2,064,594	1,612,453	3,677,047	1995	2,766,251	1,917,189	4,683,440
1972	1,860,858	1,440,746	3,301,604	1996	3,188,454	2,371,007	5,559,461
1973	2,136,192	1,533,268	3,669,460	1997	3,319,504	2,579,741	5,899,245
1974	2,632,474	1,856,296	4,488,770	1998	3,089,201	2,641,382	5,730,583
1975	2,539,349	1,702,150	4,241,499	1999	3,095,346	2,621,265	5,716,611
1976	2,386,301	1,524,059	3,910,360	2000	3,010,819	2,678,742	5,698,561
1977	2,955,087	1,974,298	4,929,385	2001	3,017,502	2,665,752	5,683,254
1978	3,347,845	2,146,359	5,494,204	Coliseum	7,974,738	5,084,919	13,059,657
1979	2,860,954	2,081,745	4,942,699	Dodger Stad.	108,859,300	80,461,000	189,320,300
1980	*3,249,287	2,062,369	*5,311,656	Totals	116,834,038	85,545,919	202,237,957
1981	2,381,292	1,210,884	3,592,176				

The 1980 attendance total includes a one-game playoff. **Bold indicates all-time Dodger high.** The attendance totals for 1974, 1977, 1978, 1981, 1983, 1985, 1988, 1995 and 1996 do not include playoff series. The 1994 season was cut short on Aug. 12 by a players' strike. The 1995 season began late due to the 1994-95 players' strike.

TOP 10 REGULAR-SEASON CROWDS AT DODGER STADIUM

Crowd	Date	Club	Score	Day-Time	Crowd	Date	Club	Score	Day-Time		
1.	55,185	July 28, 1973	Giants	0-5	Sat-D	6.	54,858	Aug. 31, 1963	Giants	3-4 ⁽¹⁾	Sat-N
2.	55,110	June 26, 1970	Padres	4-1	Fri-N	7.	54,849	Aug. 30, 1963	Giants	3-1	Fri-N
3.	54,993	Sept. 7, 1966	Giants	2-3 ⁽²⁾	Wed-N	8.	54,769	Sept. 5, 1966	Giants	4-1	Mon-D
4.	54,978	Aug. 29, 1963	Giants	11-1	Thurs-N	9.	54,731	July 4, 1999	Giants	7-1	Sun-N
5.	54,859	July 4, 1994	Expos	1-5	Mon-N	10.	54,709	May 25, 1994	Cubs	7-6	Wed-N

On May 7, 1959, the Dodgers and Yankees played before an exhibition crowd of 93,103 at the Los Angeles Coliseum in honor of Roy Campanella, the highest single game attendance mark for a Major League contest.

TOP 10 POSTSEASON GAME CROWDS AT DODGER STADIUM

Crowd	Date	Club	Score	Day-Time	Crowd	Date	Club	Score	Day-Time		
1.	56,242	Oct. 24, 1981	Yankees	8-7	Sat-D		55,992	Oct. 14, 1977	Yankees	3-5	Fri-N
2.	56,236	Oct. 23, 1981	Yankees	5-4	Fri-D	8.	55,989	Oct. 13, 1974	Athletics	3-2	Sun-D
3.	56,115	Oct. 25, 1981	Yankees	2-1	Sun-D	9.	55,985	Oct. 17, 1978	Yankees	2-7	Tue-D
4.	56,051	Oct. 16, 1988	Athletics	6-0	Sun-D	10.	55,983	Oct. 10, 1981	Astros*	2-1	Sat-D
5.	55,997	Oct. 10, 1978	Yankees	11-5	Tue-D		55,983	Oct. 15, 1988	Athletics	5-4	Sat-N
6.	55,995	Oct. 15, 1977	Yankees	2-4	Sat-D						

* Division Series

DODGER STADIUM ATTENDANCE HIGHS

	Day	Night	Doubleheader
Monday:	54,769	54,859	50,997
	San Francisco	Montreal	Cincinnati
	Sept. 5, 1966	July 4, 1994	May 31, 1965
Tuesday:	53,529	54,365	47,966
	St. Louis	Philadelphia	Philadelphia
	April 13, 1993	July 26, 1966	July 26, 1977
Wednesday:	45,693	54,993	47,271
	San Francisco	San Francisco	San Diego
	Oct. 3, 1962*	Sept. 7, 1966	June 30, 1982
Thursday:	51,022	54,978	24,397
	San Francisco	San Francisco	San Diego
	April 7, 1977	Aug. 29, 1963	Sept. 25, 1986
	Day	Night	Doubleheader

	Day	Night	Doubleheader
Friday:	46,910	55,110	40,740
	San Francisco	San Diego	St. Louis
	April 12, 1985	June 26, 1970	Aug. 25, 1967
Saturday:	52,636	55,185	52,831
	Cincinnati	San Francisco	Cincinnati
	May 28, 1977	July 28, 1973	June 23, 1973
Sunday:	54,340	54,556	53,856
	San Francisco	Colorado	Cincinnati
	Oct. 3, 1993	July 29, 2001	July 7, 1963

* Playoff

DODGER STADIUM SERIES HIGHS

2-Game Series

1. 107,851	Mariners	Aug. 30-31, 1997
2. 106,429	Giants	June 10-11, 1963
3. 106,121	Reds	May 17-18, 1976
4. 104,922	Padres	April 13-14, 1976
5. 102,427	Reds	Sept. 14-15, 1977

3-Game Series

1. 162,376	Cardinals	May 21, 22, 23, 1999
2. 162,122	Giants	Sept. 5-6-7, 1966
3. 159,541	Padres	Sept. 27-28-29, 1996
4. 158,580	Reds	May 27-28-29, 1977
5. 158,410	Giants	June 17-18-19, 1966

4-Game Series

1. 218,948	Giants	Aug. 29, Sept. 1, 1963
2. 214,643	Giants	Sept. 3-4-5-6, 1962
3. 207,618	Reds	Aug. 8-9-10-11, 1977
4. 207,570	Giants	Aug. 10-11-12-13, 1978
5. 202,997	Braves	Aug. 5-6-7-8, 1983

Big Weekends

1. 164,685	Giants	Aug. 30, Sept. 1, 1963
2. 159,541	Padres	Sept. 27-29, 1996
3. 158,580	Reds	May 27-29, 1977
4. 158,410	Giants	June 17-19, 1966
5. 157,985	Giants	July 4-6, 1975

CLUB-BY-CLUB ATTENDANCE RECORDS

Club	Angels	Astros	Athletics	Braves
2-Game Series	87,381	94,446	95,022	95,783
	June 17-18, 1997	July 10-11, 1980	Aug. 28-29, 1997	Sept. 29-30, 1982
3-Game Series	147,770	152,936	108,392	148,223
	June 4-6, 1999	April 9, 11-12, 1981	June 9-11, 2000	Sept. 20-22, 1991
4-Game Series	-	199,193	-	202,997
	-	Oct. 3-6, 1980	-	Aug. 5-8, 1982

Club	Brewers	Cardinals	Cubs	Diamondbacks
2-Game Series	67,457	83,139	96,686	66,811
	July 18-19, 2001	June 10-11, 1996	Aug. 11-12, 1997	June 19-20, 2001
3-Game Series	118,929	162,376	150,256	129,944
	Aug. 4-6, 2000	May 21-23, 1999	Aug. 3-5, 2001	July 30-Aug. 1, 1999
4-Game Series	143,424	185,368	185,249	164,722
	Sept. 24-27, 1998	July 18-21, 1985	July 15-18, 1965	Sept. 20-23, 2001

Club	Expos	Giants	Mariners	Marlins
2-Game Series	77,048	106,429	107,851	81,097
	June 18-19, 1980	June 10-11, 1963	Aug. 30-31, 1997	June 7-8, 1993
3-Game Series	146,225	162,122	138,677	127,495
	Apr. 30-May 2, 1982	Sept. 5-7, 1966	July 9-11, 1999	Apr. 5-7, 1994
4-Game Series	135,130	218,948	-	172,153
	Aug. 29-31, 1980	Aug. 29-Sept. 1, 1963	-	April 11-14, 1996

CLUB-BY-CLUB ATTENDANCE RECORDS

Club	Mets	Padres	Phillies	Pirates
2-Game Series	72,160	104,922	90,278	82,290
	July 24-25, 1977	April 13-14, 1976	May 6-7, 1977	Aug. 1-2, 1962
3-Game Series	151,606	159,541	149,845	147,878
	May 15-17, 1981	Sept. 27-29, 1996	July 19-21, 1974	May 16-18, 1980
4-Game Series	188,758	189,233	188,871	183,390
	June 2-5, 1983	April 19-22, 1984	Aug. 24-27, 1978	June 20-23, 1991

Club	Rangers	Reds	Rockies
2-Game Series	85,900	106,121	61,414
	June 30-July 1, 1997	May 17-18, 1976	Apr. 30-May 1, 1996
3-Game Series	99,256	158,580	153,091
	June 7-9, 1999	May 27-29, 1977	Sept. 19-21, 1999
4-Game Series	--	207,618	171,917
	--	Aug. 8-11, 1977	June 29-July 2, 1995

TOP 50 NATIONAL LEAGUE ATTENDANCE MARKS

The 2001 season marked the 29th consecutive season the Dodgers drew more than two million fans at Dodger Stadium (1973-2001) and the 37th time overall – the most by any Major League team.

The Dodgers established a then NL record when they drew 3,608,881 fans in 1982 and also the third-largest total at the time with 3,348,170 fans in 1991. The NL implemented a new attendance counting system in 1993 and the Rockies recorded the largest single-season total in Major League history with 4,483,350 fans in their first Major League season. Through the 1992 season, attendance figures in the NL were counted by the number of fans in attendance and the AL counted total tickets sold. Both leagues currently count total tickets sold.

The Dodgers hold the Major League record for drawing more than three million on 16 occasions. The Dodgers became the first team to play before five million fans in a season – combining home and road totals – in 1978 when the total reached 5,494,204. The Dodgers have since played in front of more than five million 17 more times, including a franchise-best 5,899,245 in 1997.

The Dodgers have averaged more than 2.65 million fans a season since coming to Los Angeles in 1958. The Dodgers hit the million mark in 22 dates in 1981, the two million mark in 46 dates in 1982 and the three million mark in 67 dates in 1982 – all three established then Major League records. Following are the top 50 NL home attendance marks:

1. Colorado	4,483,350	1993	18. Colorado	3,285,710	2000	35. St. Louis	3,082,000	1989
2. Colorado	3,891,014	1996	19. Atlanta	3,284,897	1999	36. Atlanta	3,077,400	1992
3. Colorado	3,888,453	1997	20. Colorado	3,281,511	1994	37. St. Louis	3,072,122	1987
4. Atlanta	3,884,720	1993	21. San Francisco	3,277,244	2001	38. Florida	3,064,847	1993
5. Colorado	3,789,347	1998	22. Los Angeles	3,264,593	1985	39. Houston	3,056,139	2000
6. Los Angeles	3,608,881	1982	23. Los Angeles	3,249,287	1980	40. N.Y. Mets	3,055,445	1988
7. Arizona	3,600,412	1998	24. Atlanta	3,234,301	2000	41. N.Y. Mets	3,034,124	1987
8. Los Angeles	3,510,313	1983	25. St. Louis	3,225,334	1999	42. Los Angeles	3,023,208	1986
9. Colorado	3,481,065	1999	26. St. Louis	3,194,092	1998	43. Arizona	3,019,654	1999
10. Atlanta	3,464,488	1997	27. Los Angeles	3,188,454	1996	44. Los Angeles	3,017,502	2001
11. Colorado	3,390,037	1995	28. Los Angeles	3,170,393	1993	45. Los Angeles	3,010,819	2000
12. Atlanta	3,361,350	1998	29. Colorado	3,159,385	2001	46. Los Angeles	3,002,396	1990
13. Los Angeles	3,348,170	1991	30. Philadelphia	3,137,674	1993	47. Los Angeles	2,980,262	1988
14. Los Angeles	3,347,845	1978	31. Los Angeles	3,134,824	1984	48. Los Angeles	2,955,087	1977
15. St. Louis	3,336,493	2000	32. St. Louis	3,113,091	2001	49. Los Angeles	2,944,653	1989
16. Los Angeles	3,319,504	1997	33. Los Angeles	3,095,346	1999	50. Arizona	2,942,516	2001
17. San Francisco	3,315,330	2000	34. Los Angeles	3,089,201	1998			

DODGERS IN THE COMMUNITY

While the Dodgers have been known as a world-class baseball organization since their 1890 inception in Brooklyn, NY, their on-going commitment to off-the-field activities is also recognized at the highest level.

The Dodgers have been active partners in the Los Angeles community since arriving from Brooklyn in 1958 and continue to be involved, as the organization focuses on helping the youth of Los Angeles by promoting and supporting education, and sports as well as participating in local community outreach.

Dodger chairman and CEO Bob Daly spearheads charitable giving by making available thousands of tickets each season to the in-need communities and organizations surrounding Dodger Stadium. Through community affairs, the Dodgers generously make both monetary and in-kind donations assisting the diverse communities and charitable organizations in the greater Los Angeles area.

EDUCATION

The Dodgers continue to focus on education in community programs through the Los Angeles Unified School District's Adopt-A-School programs with Solano Elementary and Belmont High School, the Dodger Jams "It's all about T.E.A.M." School Tour, and the Dodgers' Spring Reading program.

Reading is the signature element to the Dodgers community efforts supporting education. The Dodgers' goal is to get elementary school children excited about the fun and fundamentals of reading. The Dodgers have developed national partnerships with Scholastic, Inc., Reading Is Fundamental (RIF) and the National Education Association (NEA) to help promote various Dodger reading programs. Local partners such as RIF of Southern California and Los Angeles Public Library are also actively involved in the reading program.

YOUTH RECREATION AND
BASEBALL

Each season, the Dodgers host several community baseball clinics. The clinics focus on teaching kids, ages 6-14, fundamental baseball skills as well as address the importance of self-esteem.

The Dodgers are also actively involved in Reviving Baseball in Inncities (RBI), a national grassroots outreach program designed to promote youth interest in baseball, increase the

self-esteem of disadvantaged children, and encourage kids to stay in school. Although a national program, RBI was founded in Los Angeles and is supported by many Major Leaguers, including the Dodgers' Kevin Brown among others.

LOCAL COMMUNITY OUTREACH

The Dodgers, in support of the community immediately surrounding Dodger Stadium, are involved in hosting and participating in annual events, including the annual Major League Job Fair at Dodger Stadium, the Lotus Festival Weekend, the Echo Park Holiday Parade and the Dodgers Children's Holiday party.



DODGERS DREAM FOUNDATION

Founded in 1998, the Dodgers Dream Foundation (DDF) was created to provide educational, athletic and recreational opportunities for the youth of the Greater Los Angeles community. The foundation places special emphasis on helping traditionally under-served youth.

The Dodger Dream Fields program is the Foundation's signature initiative. The fields program is a partnership between the Dodgers, the Los Angeles Department of Recreation and Parks, local city officials and RBI. The foundation has begun plans to renovate and refurbish its first ball field at Algin Sutton Park in south Los Angeles with more fields to follow.

The DDF also funds the Dodger Reading Dugout program, which purchases books and reading stations for local elementary schools.

The Foundation hosts several fundraisers each year, and receives contributions throughout the year from various individuals and corporate entities. Dodger outfielder Shawn Green donates \$250,000 each year to the foundation during the duration of his six-year contract, for a total of \$1.5 million to the Dodgers Dream Foundation.



CEY, GUERRERO AND YEAGER WIN WORLD SERIES MVP HONORS

Prior to the 2001 World Series when both Randy Johnson and Curt Schilling were named Most Valuable Players, the 1981 World Series was the only other Fall Classic to have more than one MVP. The Dodgers defeated the New York Yankees, four games to two, in 1981 and Ron Cey, Pedro Guerrero and Steve Yeager were all named MVP's. Cey batted .350 with one home run and six RBI, Guerrero hit .333 with two homer and seven RBI while Yeager batted .286 with two home runs and four RBI.



SPRING TRAINING



DODGERTOWN

For more than half a century, it has been the training grounds of future Hall of Famers and the starting point to several generations of Dodger ballplayers.

The 2002 spring training season marks the Dodgers' 54th year at Dodgertown in Vero Beach, FL and the celebration of the 50th season of Holman Stadium, which opened in 1953.

The Dodgers first set up camp in Vero Beach in 1948 at the invitation of local businessman Bud Holman after the city needed a tenant to occupy the former World War II naval air station. For his efforts, the Dodgers named their spring training stadium after Holman. The 6,500-seat Holman Stadium opened on March 11, 1953 against the Philadelphia Athletics. The facility also includes a row of outdoor batting cages and six practice fields.

The original concept of Dodgertown was to provide a classroom environment for players and coaches with enough land so personnel could discuss baseball at any point in the day. Because there were so many Dodger minor league ballclubs, many affiliates and working groups were assigned different colored uniforms to help keep drills and other daily itineraries on schedule.

Dodgertown has undergone many changes through the years since 1948 where 600 players spent their first spring training. A modern 90-unit housing facility replaced the old military barracks. A 23,000 square-foot administration building was constructed in 1974 on the site of the former headquarters building. The structure includes a Major League clubhouse, minor league clubhouse, medical department, dining room, kitchen, main lobby, broadcasting studio, photo dark room, interview room, lounge, media workroom, two training rooms, two equipment rooms and a commercial laundry room.

In 1990, Dodgertown unveiled a new 15,000 square-foot, multi-purpose building that houses four indoor batting tunnels, an exercise room containing the latest in training equipment, a video room to be used by Dodger instructors as a teaching area and baseball administrative offices for Dodger executives during spring training. The offices are also used as meeting rooms for conferences throughout the year.

The Dodgers completed a \$1 million renovation to Dodgertown in 1997. The renovation included an addition to the complex that houses the Major League clubhouse, a new clubhouse and golf cart storage facility at Dodgertown Golf Club, the addition of a new umpires room and minor league equipment storage facility and additional office space to the conference center.

In addition to the four projects, Dodgertown upgraded the indoor batting cages and playing fields and created a new private pitching mound next to the pitching strings area. Underground wiring was installed to eliminate all overhead wiring and a new media room was constructed adjacent to the lounge for all working media.

Even the recreation facilities at Dodgertown have undergone radical change since their initial spring camp. Two golf courses – an 18-hole golf course called Dodgertown Pines Country Club and a nine-hole layout called Dodgertown Golf Club – outline the complex. The Pines' clubhouse is complete with locker rooms, a dining room and pro shop.

Dodger personnel also have the use of a swimming pool, basketball court, four all-weather tennis courts, game room and movie theater.

Dodgertown was the only privately owned training camp in the country which includes 45 residences on the golf course perimeter and a conference center. Since 1965, the Dodgers have purchased 450 acres from the city of Vero Beach. On Aug. 30, 2001, the local community of Indian River County and the City of Vero Beach purchased the 60-plus acres of baseball-related land for \$19 million. Portions of the funding will be used to upgrade the facility for the future, including a new Major League clubhouse, medical center and training rooms. In addition, administrative offices will be built following the spring of 2002.

In 2001, Dodgertown became the hub of the minor league organization with virtually year-round baseball activities. In addition to spring training and the Single-A Vero Beach Dodgers, the facility is home to extended spring training, June rookie camp, the Gulf Coast League Dodgers and Fall Instructional League.

The Kintetsu Buffaloes of the Japanese League are also scheduled to train at Dodgertown in the fall of 2002.

Dodgertown is also home to the Dodgers' minor league rehabilitation program. The program services players throughout the organization who are sent to Dodgertown to rehabilitate various injuries.

Dodgertown remains open throughout the year as a conference center managed by Harrison Conference Centers. The conference center is designed to provide the proper environment for business meetings and the most intensive learning objectives. There are 20 specially designed meeting rooms, featuring the latest in audio-visual equipment. The recreation program includes golf, tennis, baseball, swimming, basketball, volleyball and jogging trails.



Dodgertown has more than 250 employees and can accommodate up to 180 conferees.

International visits have become a tradition at Dodgertown. The Dodgers have hosted a professional team from Asia on 12 different occasions. The Samsung Lions professional baseball team from Taegu, Korea trained at Dodgertown in 1985, 1992, 1993, 1996 and 1997. In addition to the Lions' five visits, the Tokyo Giants trained in Vero Beach in 1961, 1967, 1971, 1975 and 1981. The Chunichi Dragons from Nagoya, Japan trained at Dodgertown in 1988. Taiwan's Sinon Bulls became the 12th Asian and first Taiwanese team to train at Dodgertown when they began a week of workouts in February 1999.

In February 1996, the Dodgers welcomed a baseball team from Hanyang University in Seoul, Korea, marking the first time a Korean university team trained in the United States and the second time overall an amateur college team trained at Dodgertown. Waseda University, one of Japan's leading universities, was the first university to join Dodger players and staff at Vero Beach in 1995.

The Dodgers have also entertained representatives from all over the world, including hosting the Nigerian National Youth Team in 1992.

Dodgertown has been utilized by numerous NFL teams, including the Philadelphia Eagles in preparation for the playoffs in 1995. The Kansas City Chiefs, Buffalo Bills, New Orleans Saints, New England Patriots, Cleveland Browns and Green Bay Packers have also utilized the facilities for training. Dodgertown became the home to the University of Miami football team prior to its regular season opener after Hurricane Andrew devastated the Florida coast in 1993. The Ohio State Buckeyes trained at Dodgertown prior to the 1995 Citrus Bowl. The Dodgers also hold a rookie camp following the June First-Year Player Draft each year.

Dodgertown also hosts two annual adult fantasy baseball camps in February and November, featuring instruction by former Dodger greats and Hall of Famers.

The 2002 season will also mark the 23rd year that Vero Beach has served as the summer home of the Dodgers' Single-A Florida State League affiliate. In one of the smallest towns in the country with a professional baseball club (population 17,350), the Vero Beach Dodgers set the club attendance record after drawing 95,300 fans over 63 home games in 1991. Holman Stadium was also the site of the 1991 Florida State League All-Star Game.

2001 DODGER SPRING TRAINING BATTING STATISTICS

Player	AVG.	G	AB	R	H	2B	3B	HR	RBI	BB	SO	SB	CS
Allen, Luke	.400	10	10	3	4	0	0	0	1	1	3	0	0
Anthony, Eric	.111	6	9	0	1	0	0	0	0	0	5	0	1
Aven, Bruce	.186	22	43	3	8	2	1	0	6	4	12	0	0
Barry, Jeff	.357	22	42	6	15	1	1	3	7	2	11	1	1
Bell, Ricky	.000	1	2	0	0	0	0	0	0	0	0	0	0
Bocachica, Hiram	.244	20	45	8	11	3	0	3	6	2	11	1	0
Bogar, Tim	.263	25	57	8	15	2	1	2	11	0	8	0	0
Branson, Jeff	.212	19	33	3	7	1	0	0	3	1	7	0	1
Brinkley, Darryl	.000	3	5	0	0	0	0	0	0	0	2	0	0
Brock, Tarrik	.000	3	7	2	0	0	0	0	0	2	5	0	0
Cookson, Brent	.323	12	31	5	10	1	0	3	5	0	8	0	0
Cora, Alex	.296	19	54	5	16	1	0	1	4	1	6	0	1
Crosby, Bubba	.500	4	2	0	1	0	0	0	0	1	0	0	0
Davis, Glenn	.333	2	3	2	1	0	0	1	1	3	1	0	0
Donnels, Chris	.305	21	59	12	18	5	0	5	16	8	13	0	0
Gil, Geronimo	.000	5	5	0	0	0	0	0	0	0	0	0	0
Gilbert, Shawn	.231	10	13	0	3	1	0	0	2	0	2	0	0
Goodwin, Tom	.311	21	61	10	19	4	0	1	7	6	11	7	2
Green, Shawn	.333	9	24	4	8	2	0	2	3	6	5	1	0
Grissom, Marquis	.241	19	54	7	13	4	1	2	9	1	13	0	1
Grudzielanek, Mark	.317	21	63	13	20	5	0	2	7	4	4	0	1
Hansen, Dave	.333	1	3	1	1	0	0	0	0	0	1	0	0
Hiatt, Phil	.286	26	56	8	16	3	0	1	11	2	13	0	1
Jensen, Marcus	.200	7	5	0	1	0	0	0	0	3	1	0	0
Johnson, Brian	.462	12	13	4	6	1	0	1	4	3	4	1	2
Johnson, Keith	.348	15	23	4	8	0	0	2	5	1	2	0	1
Karros, Eric	.288	17	52	4	15	6	0	0	8	2	12	1	0
Kreuter, Chad	.105	15	38	6	4	0	0	0	1	6	6	0	0
Lewis, Mark	.250	5	16	1	4	0	0	0	0	0	1	0	0
Lo Duca, Paul	.459	14	37	10	17	4	0	1	7	3	1	0	1
Mota, Tony	.111	7	9	0	1	0	0	0	0	0	3	0	0
Nunez, Jorge	.000	3	4	0	0	0	0	0	0	1	0	0	0
Peña, Angel	.394	23	33	5	13	2	0	0	5	3	3	0	0
Prieto, Chris	.226	17	31	4	7	2	0	0	1	6	6	0	1
Reboulet, Jeff	.360	23	50	11	18	3	0	1	7	6	5	0	0
Santangelo, F.P.	.148	13	27	3	4	1	0	0	1	3	4	2	0
Sheffield, Gary	.314	19	51	10	16	4	1	3	9	10	5	3	1
Stankiewicz, Andy	.174	18	23	3	4	0	2	1	4	0	3	0	0
Theodorou, Nick	1.000	2	2	0	2	0	0	0	0	0	0	0	0
Wren, Cliff	1.000	1	1	0	1	0	0	0	0	0	0	0	0
TEAM	.278	33	1129	167	314	59	7	35	154	91	214	18	15
OPPONENTS	.266	33	1120	145	298	54	2	36	133	91	240	22	12

2001 DODGER SPRING TRAINING PITCHING STATISTICS

Player	W	L	ERA	G	GS	CG	SHO	SV	INN	H	R	ER	BB	SO
Adams, Terry	1	0	1.45	8	1	0	0	0	18.2	14	3	3	5	21
Ashby, Andy	2	1	4.22	7	6	0	0	0	32.0	38	15	15	3	22
Brown, Kevin	0	0	2.45	4	4	0	0	0	11.0	10	3	3	5	8
Carrara, Giovanni	1	0	3.24	7	0	0	0	0	8.1	7	3	3	1	7
Dougherty, Jim	1	0	0.00	1	0	0	0	0	1.0	0	0	0	0	0
Dreifort, Darren	5	0	2.67	7	5	0	0	0	27.0	26	8	8	6	21
Feliciano, Pedro	0	0	0.00	1	0	0	0	1	1.0	0	0	0	0	1
Fetters, Mike	1	0	5.63	8	0	0	0	2	8.0	7	5	5	1	5
Foster, Kris	0	0	0.00	1	0	0	0	0	1.0	1	0	0	0	2
Gagne, Eric	1	2	3.38	6	4	0	0	0	24.0	22	10	9	4	16
Gross, Kip	0	0	0.82	8	0	0	0	1	11.0	5	2	1	2	10
Herges, Matt	0	0	2.70	5	0	0	0	0	10.0	11	3	3	1	9
Judd, Mike	0	0	2.45	7	1	0	0	0	11.0	10	6	3	6	3
Linton, Doug	0	0	10.50	4	0	0	0	1	6.0	9	7	7	3	5
Martinez, Ramon	0	3	5.82	6	4	0	0	1	21.2	22	14	14	16	20
Masaoka, Onan	0	0	9.00	4	0	0	0	0	4.0	6	6	4	2	1
Nunez, Jose	0	1	4.38	7	0	0	0	1	12.1	16	6	6	1	10
Olson, Gregg	2	0	1.74	10	0	0	0	1	10.1	11	2	2	3	9
Orosco, Jesse	0	3	6.35	9	0	0	0	0	5.2	8	7	4	6	8
Osuna, Antonio	0	0	0.00	2	0	0	0	0	2.0	1	0	0	0	4
Park, Chan Ho	1	1	6.43	6	5	0	0	0	21.0	29	18	15	11	27
Perez, Carlos	2	0	4.76	3	1	0	0	0	5.2	6	4	3	1	3
Perez, Yorkis	0	0	4.26	7	0	0	0	0	6.1	7	4	3	3	7
Priest, Eddie	0	0	4.50	2	0	0	0	0	2.0	2	1	1	2	5
Prokopec, Luke	0	1	4.50	5	2	0	0	0	10.0	9	5	5	2	5
Rizzo, Todd	0	0	5.40	5	0	0	0	2	5.0	5	3	3	2	3
Service, Scott	0	0	9.00	1	0	0	0	0	1.0	2	1	1	0	1
Shaw, Jeff	1	1	3.75	10	0	0	0	0	12.0	11	5	5	2	10
Smith, Cameron	0	0	0.00	1	0	0	0	0	1.0	1	1	0	1	0
Whisenant, Matt	0	0	2.25	4	0	0	0	0	4.0	2	3	1	2	0
TEAM	18	13	3.89	33	33	0	2	10	294.0	298	145	127	91	240
OPPONENTS	13	18	4.66	33	33	0	2	9	291.1	314	167	151	91	214

LOS ANGELES DODGERS SPRING TRAINING RESULTS 1958-2001

Year	Won	Lost	Tie	Pct.	Home Attend.	Home Games	Year	Won	Lost	Tie	Pct.	Home Attend.	Home Games
1958	15	16	0	.484	9,218	3	1981	12	14	0	.462	55,342	12
1959	12	10	0	.545	11,022	4	1982	12	12	0	.500	59,573	11
1960	12	10	0	.545	10,080	4	1983	11	17	0	.393	65,815	13
1961	13	15	0	.464	N/A	N/A	1984	13	13	0	.500	62,739	11
1962	18	12	0	.600	13,461	5	1985	16	11	0	.593	70,939	13
1963	12	15	0	.444	18,214	6	1986	12	16	1	.658	84,428	15
1964	9	16	0	.360	17,515	6	1987	12	15	0	.444	72,491	12
1965	17	11	0	.607	20,507	7	1988	21	11	0	.656	72,899	15
1966	10	16	0	.385	10,407	4	1989	16	16	0	.500	78,903	14
1967	11	16	0	.407	16,244	7	1990	8	4	0	.667	22,640	5
1968	14	13	0	.519	14,018	5	1991	15	18	0	.455	84,551	13
1969	12	13	0	.480	9,531	10	1992	12	18	0	.400	85,332	14
1970	17	8	0	.680	15,113	8	1993	13	16	1	.450	55,031	12
1971	13	9	0	.591	17,648	10	1994	15	15	0	.500	75,987	13
1972	10	7	0	.588	14,437	6	1995*21/7	*8/5	0	.683	47,228	21	
1973	15	12	0	.556	17,639	7	1996	17	9	0	.654	62,066	13
1974	17	7	0	.708	20,355	7	1997	13	11	1	.540	61,991	13
1975	19	9	0	.679	31,478	9	1998	18	10	1	.638	56,941	14
1976	10	3	0	.769	17,458	5	1999	21	9	1	.694	65,191	13
1977	17	7	0	.708	33,617	9	2000	12	18	0	.400	69,593	16
1978	10	14	0	.417	45,256	10	2001	18	13	2	.576	56,398	13
1979	13	10	0	.565	52,935	10							
1980	10	7	1	.583	39,629	9							
Totals	604	526	8	.536	1,821,860	427							

Home attendance does not include spring games played at Dodger Stadium. N/A - Not available
 *March 2 - April 1/April 13-24

TOP 10 HOLMAN STADIUM SPRING CROWDS

Rank	Total	Date	Opponent	Rank	Total	Date	Opponent
1.	9,028	3-10-91	N.Y. Mets	6.	8,103	3-23-86	Cincinnati
2.	8,908	4-03-91	N.Y. Mets	7.	8,051	3-20-84	Atlanta
3.	8,418	3-15-92	N.Y. Mets	8.	7,988	3-28-89	N.Y. Yankees
4.	8,207	4-01-91	Cincinnati	9.	7,987	3-23-86	N.Y. Mets
5.	8,200	3-17-79	N.Y. Yankees	10.	7,931	3-20-88	N.Y. Mets

Spring training home opener high: 7,903 vs. N.Y. Mets, March 5, 1989

Largest season total: 85,332 in 1992

Largest season average: 6,504 in 1991

Jim and Dearie Mulvey Award Winners (Top Rookies at Dodgertown): Luke Prokopec 2001, Tony Mota 2000, Onan Masaoka 1999, Paul Konerko 1998, Wilton Guerrero 1997, Todd Hollandsworth 1996, Jay Kirkpatrick 1995, Antonio Osuna 1995, Raul Mondesi 1994, Mike Piazza 1993, Mike Piazza 1992, Eric Karros 1991, Jim Neidlinger 1990, Chris Gwynn 1989, Craig Shipley 1988, Mike Ramsey 1987, Reggie Williams 1986, Sid Bream 1985, German Rivera 1984, Orel Hershiser 1983, Mike Marshall 1982, Fernando Valenzuela 1981, Rudy Law 1980, Pedro Guerrero 1979, Bob Welch 1978, Rick Sutcliffe 1977, Glenn Burke 1976, Rick Rhoden 1975, Jerry Royster 1974, Eddie Solomon 1973, Steve Yeager 1972, Bob Darwin 1971, Bill Buckner 1970, Ted Sizemore 1969.

L.A. DODGER CLINCHING DATES

Year	Date	Opponent	Game No.
1996	September 27	San Diego	160+
1995	September 30	at San Diego	143*
1988	September 26	at San Diego	157
1985	October 2	at Atlanta	158
1983	September 30	San Francisco	160
1981	Won first half of split-season		
1978	September 23	San Diego	155
1977	September 20	at San Francisco	151
1974	October 1	at Houston	161
1966	October 2	at Philadelphia	162
1965	October 2	Milwaukee	161
1963	September 24	New York Mets	158
1959	September 29	Milwaukee	156

+ N.L. Wild Card * 144-game season

FREEWAY SERIES RESULTS

Year	Series Result	Fresco Thompson Award (Series MVP)	Lefty Phillips Award (Outstanding Pitcher)
1962	Angels 1, Dodgers 0	None	None
1963	Angels 2, Dodgers 0	None	None
1964	Angels 2, Dodgers 0	None	None
1965-68			Did not play
1969	Dodgers 1, Angels 1	Andy Kosco (Dodgers)	None
1970	Dodgers 3, Angels 0	Wes Parker (Dodgers)	None
1971	Angels 2, Dodgers 1	Jim Spencer (Angels)	None
1972			Did not play
1973	Angels 2, Dodgers 1	Willie Crawford (Dodgers)	Al Downing (Dodgers)
1974	Dodgers 2, Angels 1	Bill Buckner (Dodgers)	Andy Messersmith (Dodgers)
1975	Dodgers 2, Angels 1	Steve Yeager (Dodgers)	Rick Rhoden (Dodgers)
1976	Dodgers 1, Angels 1	Bruce Bochte (Angels)	Tommy John (Dodgers)
1977	Dodgers 3, Angels 0	Steve Garvey (Dodgers)	Doug Rau (Dodgers)
1978	Angels 2, Dodgers 0	Rick Miller (Angels)	Nolan Ryan (Angels)
1979	Angels 2, Dodgers 1	Bobby Grich (Angels)	Burt Hooton (Dodgers)
1980			Did not play
1981	Dodgers 2, Angels 1	Pedro Guerrero (Dodgers)	Burt Hooton (Dodgers)
1982	Angels 2, Dodgers 1	Bob Boone (Angels)	Geoff Zahn (Angels)
1983	Angels 2, Dodgers 1	Bill Russell (Dodgers)	Mike Witt (Angels)
1984	Dodgers 3, Angels 0	Mike Marshall (Dodgers)	Rick Honeycutt (Dodgers)
1985	Dodgers 2, Angels 1	Sid Bream (Dodgers)	Tommy John (Angels)
1986	Angels 2, Dodgers 1	Franklin Stubbs (Dodgers)	John Candelaria (Angels)
1987	Angels 3, Dodgers 0	Gary Pettis (Angels)	Willie Fraser (Angels)
1988	Dodgers 2, Angels 1	Kirk Gibson (Dodgers)	Kirk McCaskill (Angels)
1989	Angels 2, Dodgers 1	Mike Marshall (Dodgers)	Mike Witt (Angels)
1990	Dodgers 3, Angels 0	Rick Dempsey (Dodgers)	Mike Morgan (Dodgers)
1991	Dodgers 2, Angels 1	Darryl Strawberry (Dodgers)	Mark Langston (Angels) and Ramon Martinez (Dodgers)
1992	Angels 3, Dodgers 0	Gary DiSarcina (Angels)	Joe Grahe (Angels)
1993	Dodgers 1, Angels, 1	Eric Karros (Dodgers)	Tom Candiotti (Dodgers)
1994	Angels 3, Dodgers 0	Chad Curtis (Angels)	Mark Leiter, Phil Leftwich, and John Dopson (Angels)
1995	Dodgers 1, Angels 1	Chris Powell (Angels)	Tony Mack (Angels)
1996	Angels 2, Dodgers 1	Tim Salmon (Angels)	Hideo Nomo (Dodgers)
1997	Angels 2, Dodgers 1	Mike Piazza (Dodgers)	Allen Watson (Angels)
1998	Dodgers 2, Angels 1	Paul Konerko (Dodgers)	Ramon Martinez (Dodgers)
1999	Dodgers 1, Angels 0	None	None
2000			Did not play
2001			Did not play
Totals: Dodgers 40, Angels 45, 1 Tie			



PLAYER DEVELOPMENT



MINOR LEAGUE DEPARTMENT

Director, Player Development	Bill Bavasi
Senior Advisor to Baseball Operations	Joe Amalfitano
Senior Manager, Administration and Latin American Operations	Luchy Guerra
Administrative Assistant	Chris Haydock
Field Coordinator	Terry Collins
Pitching Instructor	Mark Brewer
Hitting Instructor	Bob Mariano
Defensive Instructor	John Shoemaker
Bunting and Baserunning Coordinator	Maury Wills
Catching Instructor	Jon Debus
Special Advisor	Del Crandall
Physical Therapist	Al Peng
Strength and Conditioning Coordinator	Chris Mihlfeld
Director of Campo Las Palmas	Pablo Peguero
Campo Las Palmas Field Coordinator	Luis Montalvo
Supervisor, Baseball Operations, Venezuela	Camilo Pascual

2002 DODGER MINOR LEAGUE AFFILIATES

	Las Vegas (AAA)	Jacksonville (AA)	Vero Beach (A)	Wilmington (A)
Manager	Brad Mills	Dino Ebel	Juan Bustabad	Scott Little
Pitching Coach	Brent Strom	Shawn Barton	Marty Reed	Roger McDowell
Hitting Coach	Ron Jackson	Gene Richards	Pat Harrison	Travis Barbary
Trainer	Jason Mahnke	Tony Cordova	Chris Hiatt	Carlos Olivas
Strength Coach	Ronnie Quintana	Demathdian Tate	Chris Mihlfeld	Robert Francis

	Great Falls (R)	Gulf Coast (R)	Santo Domingo 1	Santo Domingo 2
Manager	Dann Bilardello	Luis Salazar	Antonio Bautista	Pedro Mega
Pitching Coach	Ken Howell	George Culver	Mariano Alcala	Victor Baez
Hitting Coach	Brian Traxler	Tony Harris	Jose Mejia	Rafael Rijo
Trainer	Robert Picard	Jason Roberts	Martin Berroa	Luis Santana
Strength Coach	Brent Trosclair	Chris Mihlfeld	N/A	N/A

2001 FINAL DODGER MINOR LEAGUE STANDINGS

Team (League)	Level	W-L	Pct.	Place
Las Vegas (Pacific Coast)	AAA	68-76	.472	3rd
Jacksonville (Southern)	AA	83-56	.597	1st (Won SL co-title)
Vero Beach (Florida State)	A	67-66	.504	*3rd (Lost in playoffs)
Wilmington (South Atlantic)	A	73-63	.537	3rd
Great Falls (Pioneer)	Rookie	37-39	.487	3rd
Dodgers (Gulf Coast)	Rookie	41-19	.683	1st (Lost in Finals)
Santo Domingo (Dominican)	Rookie	44-28	.611	2nd
Totals		413-347	.543	

* - won first-half championship

DODGER ORGANIZATION MINOR LEAGUE PLAYER AND PITCHER OF THE YEAR

Year	Player of the Year	Pitcher of the Year
1989	Mike Huff, Albuquerque (OF)	Jim Poole, Vero Beach
1990	Henry Rodriguez, San Antonio (OF)	Jamie McAndrew, Bakers./San Antonio
1991	Eric Karros, Albuquerque (1B)	Pedro Martinez, San Antonio/Albuquerque
1992	Mike Piazza, San Antonio/Albuquerque (C)	Todd Williams, Bakersfield/San Antonio
1993	Billy Ashley, Albuquerque (OF)	Kip Gross, Albuquerque
1994	Billy Ashley, Albuquerque (OF)	Greg Hansell, Albuquerque
1995	Adam Riggs, San Bernardino (INF)	Gary Rath, San Antonio/Albuquerque
1996	Paul Konerko, San Antonio/Albuquerque (1B)	Billy Neal, Vero Beach
1997	Paul Konerko, Albuquerque (INF)	Dennys Reyes, San Antonio/Albuquerque
1998	Angel Pena, San Antonio (C)	Luke Prokopec, San Bern./San Antonio
1999	Chin-Feng Chen, San Bernardino (OF)	Eric Gagne, San Antonio
2000	Joe Thurston, San Bernardino (INF)	Carlos Garcia, San Bernardino
2001	Phil Hiatt, Las Vegas (INF)	Ricardo Rodriguez, Vero Beach

SCOUTING

Director, Amateur Scouting	Logan White
Director, Professional Scouting	Matt Slater
Senior Scouting Advisor	Don Welke
Senior Advisor to Baseball Operations	John Boles
Special Assistant to the General Manager/Director, International Scouting	Jeff Schugel
Administrator, Baseball Operations	Ellen Harrigan
Assistant	Bill McLaughlin
Major League Scouts	Carl Loewenstine (Hamilton, OH), Claude Osteen (Arlington, TX)
Advance Scout	Mark Weidemaier (Tierra Verde, FL)
Professional Scouting Coordinator/Scout	Terry Reynolds (Altadena, CA)
Professional Scouts	Dan Freed (Lexington, IL), Vance Lovelace (Tampa, FL), Ron Rizzi (Joppa, MD)
National Crosscheckers	Gib Bodet (San Clemente, CA), Jimmy Lester (Columbus, GA)
East Coast Supervisor	John Barr (Palm City, FL)
Midwest Supervisor	Mike Hankins (Lee's Summit, MO)
West Coast Supervisor	Joe Ferrone (Santa Clarita, CA)
Director, Asian Relations	Acey Kohrogi
Director, Dominican Republic Baseball Operations	Pablo Peguero
International Scout, Mexico	Mike Brito
International Scout, Pacific Rim	Pat Kelly
International Scout, Venezuela	Camilo Pascual
Draft Room Coordinator, Scout	Artie Harris

Area Scouts

Doug Carpenter	Jupiter, FL	Michael Leuzinger	Mansfield, TX
Jim Chapman	Delta, BC, Canada	James Merriweather	Los Angeles, CA
Bobby Darwin	Cerritos, CA	Bill Pleis	Parrish, FL
Scott Groot	Santa Margarita, CA	Scott Sharp	Finksburg, MD
Clarence Johns	Hattiesburg, MS	Mark Sheehy	Sacramento, CA
Hank Jones	Vancouver, WA	Chris Smith	Montgomery, TX
Lon Joyce	Spartanburg, SC	Bob Szymkowski	Chicago, IL
John Kosciak	Milford, MA	Tom Thomas	Phoenix, AZ
Marty Lamb	Lexington, KY	Mitch Webster	Great Bend, KS

International Scouts

Alan Tanner	Australia	Ezequiel Sepulveda	Dominican Republic
Peter Worboys	Australia	Julio Imbert	Mexico
Gustavo Zapata	Central America	Flores Bolivar	Venezuela
Maximo Gross	Dominican Republic	Juan Davalillo	Venezuela
Andres Joseph	Dominican Republic	Juan Garcia	Venezuela
Ramon Perez	Dominican Republic	Carlos Gil	Venezuela
Angel Santana	Dominican Republic	Oswaldo Villalobos	Venezuela

Part-time Scouts: Rick Birmingham, Dominick Christy, George Genovese, Artie Harris, Ken Higuchi, Jerry Raddatz, Joel Ronda, Phil Sowards, Sylvan Sandon.

LOS ANGELES DODGERS' FIRST-ROUND DRAFT SELECTIONS

Year	Player	Position	Year	Player	Position	Year	Player	Position
1965	John Wyatt	INF	1979	Steve Howe	P	1990	Ronnie Walden	P
1966	Larry Hutton	P		Steve Perry	P	1991	None	
1967	Don Denbow	INF	1980	Ross Jones	INF	1992	Ryan Luzinski*	C
1968	Bobby Valentine	OF	1981	Dave Anderson	INF		Michael Moore*	OF
1969	Terry McDermott	C	1982	Franklin Stubbs	INF	1993	Darren Dreifort	P
1970	Jim Haller	P	1983	Erik Sonberg	P	1994	Paul Konerko	C
1971	Rick Rhoden	P	1984	Dennis Livingston	P	1995	David Yocum	P
1972	John Harbin	INF	1985	Chris Gwynn	OF	1996	Damian Rolls	INF
1973	Ted Farr	C	1986	Mike White	OF	1997	Glenn Davis	INF
1974	Rick Sutcliffe	P	1987	Dan Opperman	P	1998	Bubba Crosby	OF
1975	Mark Bradley	INF	1988	Bill Bene	P	1999	Jason Repko*	INF
1976	Mike Scioscia	C	1989	Kiki Jones	P	2000	Ben Diggins	P
1977	Bob Welch	P		Tom Goodwin	OF	2001	None	
1978	None			Jamie McAndrew*	P			

*First round supplemental pick

LOS ANGELES DODGERS' JUNE 2001 FIRST-YEAR PLAYER DRAFT

Round (Overall)	Name	Pos.	School	Hometown	Scout
1st	Selection to Atlanta due to signing of Type A Free Agent Andy Ashby				
2nd (68th)	Brian Pilkington	RHP	Santiago HS	Garden Grove, CA	B. Darwin
3rd (100th)	David Taylor	RHP	South Lake HS (FL)	Clermont, FL	B. Pleis
4th (130th)	Kole Strayhorn	RHP	Shawnee HS (OK)	Shawnee, OK	M. Leuzinger
5th (160th)	Stephen Nelson	RHP	Cole Harbour HS (CAN)	Dartmouth, NS (Can)	J. Chapman
6th (190th)	Edwin Jackson	RHP	Shaw HS (GA)	Columbus, GA	L. Joyce
7th (220th)	David Cuen	LHP	Cibola HS (AZ)	Somerton, AZ	T. Thomas
8th (250th)	David Cardona	RF	Collegios Calazans HS (PR)	San Juan, PR	D. Carpenter
9th (280th)	Sean Pierce	CF	San Diego St. University	Covina, CA	S. Groot
10th (310th)	Thom Ott	RHP	University of Nebraska	Lincoln, NE	M. Webster
11th (340th)	Luis Gonzalez	LHP	Florida Air Academy (FL)	Carolina, PR	D. Carpenter
12th (370th)	Cedric Benson	CF	Robert E. Lee HS	Midland, TX	C. Smith
13th (400th)	Matt Kauffman	LHP	San Jose St. University	San Francisco, CA	M. Sheehy
14th (430th)	Ryan Carter	CF	Riverdale HS (FL)	Ft. Myers, FL	D. Carpenter
15th (460th)	James Stewart	RHP	Sabino HS (AZ)	Vail, AZ	T. Thomas
16th (490th)	Josh Canales	SS	UCLA	Carson, CA	J. Merriweather
17th (520th)	Jerry Johnson	CF	U. of Arkansas-Little Rock	Sherwood, AZ	M. Leuzinger
18th (550th)	Vance McCracken	RHP	University of West Virginia	St. Albans, WV	S. Sharp
19th (580th)	John Urick	1B	Cowley County CC (KS)	Blue Springs, MO	M. Webster
20th (610th)	Billy Malone	2B	Robert Morris College (IL)	La Grange Park, IL	B. Szmykowski
21st (640th)	Jereme Milons	CF	Starkville HS	Starkville, MS	Johns
22nd (670th)	Scott Gillitzer	2B	U. of Wisconsin, Milwaukee	Prarie Du Chien, WI	B. Szmykowski
23rd (700th)	James L. Dykes	LHP	Parklane Academy (MS)	McComb, MS	C. Johns
24th (730th)	Ryan C. Lennerton	LHP	Brookwood Second. HS (CAN)	Langley, BC (CAN)	J. Chapman
25th (760th)	Garrett W. Murdy	RHP	Mission Viejo HS (CA)	Laguna Hills, CA	S. Groot
26th (790th)	Jonathan Sadlowe	RHP	Farragut HS (TN)	Knoxville, TN	M. Lamb
27th (820th)	Christopher Hutcheson	3B	Flaralla HS (AL)	Lockhart, AL	C. Johns
28th (850th)	Kyle Crist	RHP	Granite Bay HS (CA)	Grant, CA	M. Sheehy
29th (880th)	Dennis Bigley	1B	Dallas Christian HS (TX)	Lancaster, TX	M. Leuzinger
30th (910th)	Thomas Wilson	LHP	Central Cabarrus HS (NC)	Concord, NC	L. Joyce
31st (940th)	David Parker	RHP	Sisler HS (CAN)	Winnipeg, MB (CAN)	J. Chapman
32nd (970th)	Michael Hollimon	SS	Jesuít College Prep (TX)	Dallas, TX	M. Leuzinger
33rd (1,000th)	Jason Stefani	LHP	Albertsons College (ID)	Sacramento, CA	H. Jones
34th (1,030th)	Brian Devereaux	RHP	Hollywood Christian (FL)	Ft. Lauderdale, FL	D. Carpenter
35th (1,060th)	Christopher Casey	LHP	Huntsville HS (TX)	Huntsville, TX	C. Smith
36th (1,090th)	Brian Cleveland	SS	San Jose CC (CA)	San Jose, CA	M. Sheehy
37th (1,120th)	Dustin Schroer	CF	No School	Surrey, BC (CAN)	J. Chapman
38th (1,150th)	Ryan Hamilton	SS	Klein HS (TX)	Houston, TX	C. Smith
39th (1,180th)	William Johnson	1B	North Springs HS (GA)	College Park, GA	L. Joyce
40th (1,210th)	Cameron Feightner	RHP	Beaverton HS (OR)	Portland, OR	H. Jones
41st (1,239th)	Jim Gregory	LHP	Crockett HS (TX)	Crockett, TX	C. Smith
42nd (1,267th)	Jordan Kisscock	RHP	Delphi Academy HS (CAN)	Surrey, BC (CAN)	J. Chapman
43rd (1,295th)	Clint Sammons	C	Parkview HS (GA)	Stone Mountain, GA	L. Joyce
44th (1,323rd)	Clay Wehner	C	Thomasville HS (GA)	Thomasville, GA	L. Joyce
45th (1,351st)	Michael Rodriguez	RHP	Sierra JC (CA)	Roseville, CA	M. Sheehy
46th (1,379th)	Michael Lynch	C	South Suburban CC (IL)	Oak Forest, IL	B. Szmykowski
47th (1,406th)	Devin Monds	RHP	Nepean HS (CAN)	Ottawa, ON (CAN)	J. Chapman
48th (1,432nd)	Daniel Descloids	RHP	Connors St. JC (OK)	Stittsville, ON (CAN)	J. Chapman
49th (1,457th)	Jason Schuler	C	Lake County JC (IL)	Lindenhurst, IL	B. Szmykowski

Bold indicates player has signed with the Dodgers as of Jan. 30, 2002.

Las Vegas 51s

Pacific Coast League (Triple-A)

Cashman Field

850 Las Vegas Boulevard

Las Vegas, NV 89101

Phone: (702) 386-7200

FAX: (702) 386-7214

President/GM: Don Logan

Coaches: Ron Jackson
Brent Strom



CAREER SUMMARY: Former Major League infielder Brad Mills enters his first season in the Dodger organization after spending the 2001 campaign as a Major League advance scout with the Chicago Cubs...prior to that, he served as a Major League coach and a minor league manager, including five seasons at the Triple-A level.

MANAGING CAREER: Spent 10 seasons as a minor league manager from 1987-96...managed six seasons in the Chicago Cubs' system (1987-92) and four years in the Colorado Rockies organization (1993-96)...piloted Colorado's Triple-A Colorado Springs team from 1993-96, guiding the 1995 Sky Sox squad to the Pacific Coast League championship...in 1994, Colorado Springs won the first-half PCL title to earn a playoff berth...started managerial career at Rookie Level Wytheville in 1987, followed by Single-A stints at Charleston-WV (1988), Peoria (1989) and Winston-Salem (1990-91)...his Winston-Salem clubs posted records of 86-54 and 83-57...moved up to manage Triple-A Iowa in 1992.

COACHING CAREER: Served as the Philadelphia Phillies' first base coach under Manager Terry Francona from 1997-2000.

PLAYING CAREER: Played four seasons in the Major Leagues with the Montreal Expos, appearing in 106 games from 1980-83...entered record book in dubious fashion April 27, 1983 when he became the 3,509th career strikeout victim of Houston's Nolan Ryan, who thus broke Walter Johnson's all-time Major League strikeout mark...selected by Expos in 17th round of June 1979 amateur draft.

PERSONAL: Lives in Visalia, CA with wife Ronda, daughters Taylor and Rochelle and son Beau...standout at the University of Arizona, where he was a second team All-America selection in 1978 and third team All-America in 1979.



BRAD MILLS

Managerial Record
10 seasons
654-679 (.491)

2001 SEASON SUMMARY

During Las Vegas' initial season as a Dodgers' Triple-A affiliate, infielder Phil Hiatt turned in one of the most prolific performances in Dodger minor-league history. Honored as the organization's Minor League Player of the Year and Pacific Coast League Most Valuable Player, Hiatt led all of minor league baseball with 44 home runs (in 113 games), which also tied Greg Brock (1982 Albuquerque) for the best single-season mark ever by a Dodger minor leaguer. Hiatt, who batted .330 (144-for-436) and added 29 doubles and 99 RBI, also led all minor leaguers in slugging percentage (.722), tied for first among minor leaguers in extra-base hits (78) and topped the PCL in runs scored (107). In 53 games, catcher Angel Peña batted .313 with 16 homers and 41 RBI. Shawn Gilbert got off to a blazing start, hitting .330 with 36 RBI in 59 games before moving on to play in Japan. Outfielder Tony Mota had a solid season, batting .296 with 29 doubles, a team-high eight triples, eight homers, 57 RBI and 16 stolen bases. Outfielder Chris Prieto hit .291, collecting 27 doubles, six triples, 19 home runs, 58 RBI, 98 runs scored (third in PCL) and 25 stolen bases (tied for second in PCL). On the mound, the season was highlighted by a pair of one-hitters thrown by right-handers Mark Kiefer and Dennis Springer. Kiefer posted an 11-7 record and led the PCL with 174 strikeouts in 145.2 innings. Left-hander Victor Alvarez was 7-4 in 20 starts after being recalled from Double-A. Jim Dougherty topped the club with 14 saves, appearing in a team-high 59 games. Southpaw Jeff Williams started 16 games and posted a 7-5 mark and 3.97 ERA. The 51s finished with a 68-76 record to place third in the Southern Division.

2002 LAS VEGAS 51s SCHEDULE

April 4-7 Calgary
April 8-11 Edmonton
April 12-15 Fresno
April 16-19 at Sacramento
April 20-23 Tacoma
April 25-28 at New Orleans
April 29-May 2 Colorado Springs
May 3-6 Iowa
May 7-10 at Oklahoma
May 11-14 at Iowa
May 16-19 Portland
May 20-23 Omaha
May 24-27 at Portland

May 28-31 at Tacoma
June 1-4 Tucson
June 6-9 at Sacramento
June 10-13 Salt Lake
June 14-16 Sacramento
June 18-21 at Salt Lake
June 22-25 at Colorado Springs
June 26-29 Oklahoma
June 30-July 3 New Orleans
July 4-7 at Fresno
July 9 Triple-A All-Star Game
at Oklahoma City
July 11-14 at Tucson

July 15-18 at Fresno
July 19-22 Tucson
July 23-26 at Memphis
July 27-30 at Nashville
Aug. 1-4 Memphis
Aug. 5-8 at Omaha
Aug. 9-12 at Edmonton
Aug. 13-16 at Calgary
Aug. 17-20 Fresno
Aug. 22-25 at Tucson
Aug. 26-29 Nashville
Aug. 30-Sept. 2 Sacramento

Jacksonville Suns

Southern League (Double-A)
Wolfsen Park
1201 East Duval Street
Jacksonville, FL 32201

Phone: (904) 358-2846 **FAX:** (904) 358-2845

President/GM: Peter Bragan, Jr. **Coaches:** Gene Richards
Shawn Barton



CAREER SUMMARY: Dino Ebel is in his first season as Jacksonville's manager and his sixth season as a Dodger minor league manager.

MANAGING CAREER: This past offseason, managed the Cerveza Atlas Tiburones in the Panamanian Winter League...in 2001, guided Single-A Wilmington to a 73-63 overall record in the South Atlantic League...his Waves club led all of minor league baseball with 278 stolen bases...in 2000, piloted Single-A San Bernardino to an overall 77-63 mark and its second straight California League crown...also managed the Cal League All-Stars vs. Carolina League All-Stars...in 1999, finished with a 33-43 record at Single-A Yakima...in his first full season as a manager in 1998, led rookie-level Great Falls to a 40-35 regular-season record, eventually losing to Lethbridge in the Pioneer League semifinals...took over at San Bernardino at mid-season in 1997 and was 18-21.

COACHING CAREER: Was a player/coach at San Bernardino in 1995, helping the club to the California League title, before becoming a full-time coach in 1996...in 1995 was a coach for the Peoria Javelinas of the Arizona Fall League.

PLAYING CAREER: The infielder joined the Dodgers organization at Rookie Sarasota in 1988 when he was named Gulf Coast League Player of the Year after batting .337 and leading the league in slugging and on-base percentage...was a member of the Single-A Vero Beach Florida State League Champions in 1989 and 1990.

PERSONAL: Dino and his wife, Shannon have one child, Destiny...attended Florida Southern University, helping the baseball team to the 1988 Division II National Championship.



DINO EBEL

Managerial record:
Five seasons
241-225 (.517)

2001 SEASON SUMMARY

Jacksonville brought home a title in its first year as a Dodger affiliate. The Suns, managed by John Shoemaker, won both the first and second-half Southern League East Division crowns and, after winning a five-game divisional play-off series against Chattanooga, Jacksonville was declared SL co-champion with Huntsville after the championship series was cancelled. The Suns' overall 83-56 record was tops in the league. Outfielders Luke Allen and Bubba Crosby and shortstop Jorge Nuñez were each named to the SL postseason all-star team. Crosby hit .302 with 22 doubles and 22 steals. Allen batted .290 with a team-leading 32 doubles along with 16 homers and 73 RBI. Nuñez led the circuit with 44 stolen bases. First baseman Glenn Davis was the club leader with 20 homers and 89 RBI and tied for the league lead with eight triples. In just 66 games, outfielder Chin-Feng Chen produced 17 homers and 50 RBI while batting .313. On the pitching front, the Suns led the SL with a 3.29 ERA. Pedro Feliciano went 5-4 with 17 saves and a 1.94 ERA while fellow reliever Shane Nance was 7-0 with a 1.59 ERA. Eric Junge topped the club in wins (10), innings (164) and strikeouts (116). Lindsay Gulin was 7-5 with a 2.64 ERA, Phil Devey posted an 8-2 mark and Lance Caraccioli was 8-4. Victor Alvarez made eight starts and was 2-0 with a 1.20 ERA. Ben Simon, selected to pitch in the Double-A All-Star game, was 7-6 with a 3.32 ERA.

2002 JACKSONVILLE SUNS SCHEDULE

April 4-7 Tennessee	June 1-4 West Tennessee	July 11-14 at West Tennessee
April 8-10 Birmingham	June 6-9 Greenville	July 15-18 at Greenville
April 12-14 at Mobile	June 10-13 at Chattanooga	July 19-20 Orlando
April 15-18 Orlando	June 14-17 at Orlando	July 21-22 at Orlando
April 19-22 Carolina	June 19 . Southern Lg. All-Star Game	July 23-26 Huntsville
April 23-26 at Greenville	at Tennessee	July 27-30 Mobile
April 27-30 at Tennessee	June 20-23 Tennessee	Aug. 1-4 at Huntsville
May 2-5 Greenville	June 24-26 Carolina	Aug. 5-8 at Birmingham
May 7-10 at Carolina	June 28-30 at Greenville	Aug. 9-12 Greenville
May 11-14 Tennessee	July 1-4 Orlando	Aug 13-16 at Carolina
May 15-18 Chattanooga	July 5-6 at Orlando	Aug. 17-20 at Tennessee
May 20-23 Carolina	July 7-8 Orlando	Aug. 22-25 at Orlando
May 24-27 Tennessee	July 10 Double-A All-Star Game	Aug. 26-29 at Carolina
May 28-31 at Birmingham	at Norwich	Aug. 30-Sept. 2 Orlando

Vero Beach Dodgers

Florida State League (Single-A)

Holman Stadium

Dodgertown, P.O. Box 2887

Vero Beach, FL 32961

Phone: (561) 569-4900 FAX: (561) 567-0819



General Manager: Bruce Callahan

Coaches: Pat Harrison
Marty Reed

CAREER SUMMARY: Juan Bustabad is in his third season as a Dodger minor league manager and eighth overall campaign as a minor league skipper, having previously managed in the Florida Marlins system...overall, he has won four division titles.

MANAGING CAREER: Piloted Dodgers to rookie-level Gulf Coast League Eastern Division title with 41-19 mark in 2001...guided rookie-level Great Falls (42-34 overall) to Pioneer League Northern Division second-half title and into league finals in 2000...managed five seasons in Marlins' organization (1994-98), including 1998 at Single-A Kane County and 1997 at Single-A Utica...guided the Gulf Coast League Marlins to a 34-25 record and second-place finish in 1996...skipped the 1994 (38-21) and 1995 (40-16) Marlins to back-to-back Gulf Coast Eastern Division crowns.

COACHING CAREER: Began his coaching career in the Dodgers' organization in 1990, one year after retiring as a player...in 1991, managed the Indios de Charallave in the Venezuelan Summer League...was an infield coach in the Dodgers' system in 1992...in 1993, served as first base coach of the co-op Lethbridge Mounties.

PLAYING CAREER: Reached Triple-A Albuquerque with the Dodgers in 1989, the last of his nine professional seasons...was selected first overall by Boston in the secondary phase of the 1980 draft.

PERSONAL: Juan and his wife, Zoila, reside in West Palm Beach, FL with children, Veronica, Juan Francisco, Jordan and Alexandria.



JUAN BUSTABAD

Managerial record:
Two seasons w/Dodgers
83-53 (.659)
Seven seasons overall
300-224 (.578)

2001 SEASON SUMMARY

The Dodgers, under the guidance of Bob Mariano, got off to the best start (7-0) in club history, which propelled them to a first-half Florida State League East Division championship with a 40-28 record. The Dodgers struggled in the second half and subsequently lost to Brevard County in the divisional playoffs. Right-hander Ricardo Rodriguez had a big season, being honored as the Dodger organization's Pitcher of the Year as well as being named FSL Most Valuable Pitcher after leading the league in wins (14 against six losses) and strikeouts (154 in 154.1 innings). Rodriguez, whose 14 victories were first among all Dodger minor leaguers, was chosen to pitch in the All-Star Futures Game in Seattle. Nick Alvarez, who played first base, the outfield and designated hitter, earned a utility spot on the FSL postseason all-star squad after tying for the league lead with 21 home runs to go with a team-high 71 RBI and a .286 batting average. Outfielder Lamont Matthews, honored as the Dodger organization and FSL Player of the Month after batting .406 (39-for-96) with 21 RBI in May, led the league with a .458 on-base percentage and 95 walks and topped the team with a .307 batting mark and 26 doubles. Other pitching standouts included right-hander Steve Langone (9-3, 2.46 ERA), Shane Nance, (6-3, four saves, 2.63 ERA) before jumping to Double-A, and right-hander Scott Proctor (6-4, 2.48 ERA). Center fielder Jesus Feliciano, who batted .262 with 22 stolen bases, became only the second Vero Beach outfielder to finish the season with a 1,000 fielding percentage, having handled 284 total chances without an error.

2002 VERO BEACH DODGERS SCHEDULE

April 4	at Brevard County	May 19-22	at Clearwater	July 27	St. Lucie
April 5	Brevard County	May 23-26	at Daytona	July 29-30	at Daytona
April 6-7	at St. Lucie	May 28-31	Dunedin	July 31-Aug. 1	Daytona
April 8-9	St. Lucie	June 1-4	at Charlotte	Aug. 2-3	Lakeland
April 10-11	Brevard County	June 5-8	at Fort Myers	Aug. 5	at Brevard County
April 12-13	at Brevard County	June 9-12	Sarasota	Aug. 6	Brevard County
April 14-15	Jupiter	June 13-16	Tampa	Aug. 7	at Brevard County
April 16-17	at Jupiter	June 18	All-Star Game at Dunedin	Aug. 8	Brevard County
April 18	Brevard County	June 20-23	at Sarasota	Aug. 9-10	at Daytona
April 19	at Brevard County	June 24-27	Dunedin	Aug. 12-13	at Jupiter
April 20-21	Jupiter	June 28-July 1	Clearwater	Aug. 14-15	at Lakeland
April 22	St. Lucie	July 2	at St. Lucie	Aug. 16-17	Jupiter
April 23	at St. Lucie	July 3	St. Lucie	Aug. 19	at St. Lucie
April 24	St. Lucie	July 4	Brevard County	Aug. 20	St. Lucie
April 25	at St. Lucie	July 5	at Brevard County	Aug. 21-22	Daytona
April 26-27	at Brevard County	July 6-7	Lakeland	Aug. 23-24	Jupiter
April 29-May 2	Lakeland	July 8-9	at Jupiter	Aug. 26	at Brevard County
May 3-4	Brevard County	July 10-13	Tampa	Aug. 27	Brevard County
May 5-6	at Jupiter	July 15-18	Fort Myers	Aug. 28	at Brevard County
May 7-10	Daytona	July 19-22	Charlotte	Aug. 29	Brevard County
May 11-14	at Lakeland	July 23	at Brevard County	Aug. 30-31	at Lakeland
May 15-16	at St. Lucie	July 24	St. Lucie	Sept. 1	Brevard County
May 17-18	St. Lucie	July 25-26	at St. Lucie		

Wilmington Waves

South Atlantic League (Single-A)
Brooks Field - UNC-Wilmington
127 S. College Road, Suite 38
Wilmington, NC 28403
Phone: N/A

FAX: N/A



General Manager: Tony Zefiretto

Coaches: Travis Barbary
Roger McDowell

CAREER SUMMARY: Former Major League outfielder Scott Little joins the Dodgers after spending 15 seasons in the Pittsburgh Pirates organization as a player, coach, manager, roving instructor and field coordinator.

MANAGING CAREER: Managed Pittsburgh minor league teams in six different seasons...made managerial debut at Single-A Augusta in 1992 and proceeded to manage at Single-A Salem (1993), Augusta (1994), rookie-level Erie (1995), Augusta (1997) and Single-A Lynchburg (1999)...took over 1997 Augusta club at midseason and led team to 37-34 mark through the remainder of the campaign.

COACHING CAREER: Was hitting coach at Double-A Altoona in 2001 after serving as Pittsburgh organization's roving hitting instructor in 2000...was Pirates' Major League Field Coordinator in 1998...in 1996 and part of 1997, was hitting coach at Single-A Augusta...began 1995 as roving outfield instructor before being handed the managerial reins at Erie.

PLAYING CAREER: Appeared in three games for the Pittsburgh Pirates in 1989, his only Major League season, collecting one hit in four at-bats...originally drafted and signed by the New York Mets in June 1984...led New York-Penn League with 34 stolen bases for Little Falls in 1984...traded to Pirates in May 1987...during his career, saw action at all four infield positions, catcher and in the outfield.

PERSONAL: Scott and his wife Lori reside in Jackson, MO with their son Jacob and daughter Jenna... attend Mineral Area College (Flat River, MO) and the University of Missouri.



SCOTT LITTLE

Managerial Record:
Six seasons
313-387 (.447)

2001 SEASON SUMMARY

Wilmington had quite an eventful debut season. Most notable was the fact that the Waves led all of minor league baseball with 278 stolen bases, led by outfielders Candido Martinez (54 steals), Shane Victorino (47) and Reggie Abercrombie (44). The Waves' season also featured a pair of combined no-hitters. On June 22, Fernando Rijo hurled six hitless innings and was followed to the mound by converted-catcher Will McCrotty, who retired all nine batters he faced to complete a 5-0 no-hitter over Augusta. On Aug. 6, Ben Diggins struck out 10 in seven no-hit innings and Nial Hughes finished the job with two hitless innings in a 5-0 triumph against Charleston-SC. Catcher Koyie Hill was selected to the South Atlantic League postseason all-star squad after batting .301 with eight homers and 79 RBI and leading all Dodger minor leaguers with 150 hits. Wilmington's pitching staff ranked second in the SAL with a 3.03 ERA. Right-hander Jose Rojas, who was 10-3 in 24 games (23 starts), was second in the league with a 2.12 ERA. Rijo led the club with 11 wins (against seven losses) and 128 strikeouts in 139 innings. Andre Simpson was 9-3 with a 2.30 ERA while Jesus Cordero was 8-4 with nine saves and a 2.47 ERA. Right-handed closer Greg Bauer was 1-1 with 17 saves and a sparkling 1.78 ERA in 25 appearances. Diggins (7-6) was honored as the organization's Pitcher of the Month for August after going 4-0 with a 1.82 ERA Rojas (3-1, 2.56 ERA in May) and Simpson (4-0, 0.78 ERA in June) also received organization Pitcher of the Month accolades. Victorino hit .317 with 14 RBI and 14 stolen bases to be named organization Player of the Month for July.

2002 WILMINGTON WAVES SCHEDULE

April 4-7 at Asheville	May 20-22 Capital City	July 10-13 at Asheville
April 8-11 Savannah	May 23-26 Charleston (SC)	July 14-17 at Capital City
April 12-14 at Capital City	May 27-30 Asheville	July 19-22 Asheville
April 15, 17 (DH) Macon	May 31-June 3 at Savannah	July 23-26 Capital City
April 18-20 Columbus	June 4-7 Hagerstown	July 27-30 at Macon
April 21-24 Lakewood	June 8-11 Greensboro	July 31-Aug. 3 at Columbus
April 26-29 at Delmarva	June 13-16 at Columbus	Aug. 5-8 Charleston (WV)
April 30-May 2 Augusta	June 18 All-Star Game at Lakewood	Aug. 9-12 Lexington
May 3-5 at Macon	June 20-23 Columbus	Aug. 14-17 at Kannapolis
May 6-8 Asheville	June 24-26 at Charleston (SC)	Aug. 18-21 at Hickory
May 10-12 at Augusta	June 27-30 at Augusta	Aug. 22-25 Augusta
May 13-15 at Savannah	July 1-4 Savannah	Aug. 27-29 Charleston (SC)
May 16-18 at Charleston (SC)	July 5-8 Macon	Aug. 30-Sept. 2 at Savannah

Great Falls Dodgers

Pioneer League (Rookie)

Legion Park

P.O. Box 1621

Great Falls, MT 59403

Phone: (406) 452-5311

FAX: (406) 454-0811



General Manager: Jim Keough

Coaches: Brian Traxler
Ken Howell

CAREER SUMMARY: A Major League catcher for eight seasons, Dann Bilardello is in his first season as a minor league manager.

PLAYING CAREER: Played in Major Leagues with the Cincinnati Reds (1983-85), Montreal Expos (1986), Pittsburgh Pirates (1989-90) and San Diego Padres (1991-92)...appeared in a total of 382 big-league games...played a career-high 109 games during his rookie season with the Reds in 1983, posting career bests in home runs (8) and RBI (38)...belted his first Major League home run off Hall of Famer Tom Seaver...originally signed by the Dodgers after being selected in the first round of the secondary phase of the June 1978 draft...played five seasons in the Dodger minor league system (1978-82)...his best season was 1981 when he batted .307 with 21 homers and 80 RBI for Single-A Lodi, which was managed by current Dodger minor league field coordinator Terry Collins.



DANN BILARDELLO

PERSONAL: Dann and his wife Tish live in Wellington, FL with their sons Davis and Trey and daughter Kammie...played baseball and football at Cabrillo College in Aptos, CA, earning all-state and honorable mention All-America honors as a punter...played baseball, basketball and football at Marelo Prep High School...born in Santa Cruz, CA.

Managerial record:
1st season

2001 SEASON SUMMARY

Great Falls started out 5-1 and 11-7 and then hovered around the .500 mark through much of the season, finishing at 37-39. Outfielder Jose Garcia, who led the Pioneer League with 23 doubles, batted .291 and also topped his team with eight home runs, 89 hits and 50 runs batted in and was named to the circuit's postseason all-star team. Shortstop Manuel Nuñez was the league leader with 32 stolen bases, which also led all Dodger short-season minor leaguers. Center fielder Sean Pierce, a 2001 ninth-round draft pick out of San Diego State University, batted a team-high .311 with six homers, seven triples (second in league), 11 doubles, 43 RBI and 29 stolen bases. He was honored as the organization's Player of the Month for August after batting .353 with 16 RBI and 15 steals during the month. Clinton Hosford topped the pitching staff with a 6-3 record and a 2.50 ERA in 15 games, including 12 starts. Michael Keirstead appeared in 25 games, 21 in relief, and was 1-1 with five saves and a 2.34 ERA.

2002 GREAT FALLS DODGERS SCHEDULE

June 17-20 at Missoula	July 17-20 at Ogden	Aug. 12-14 at Idaho Falls
June 21-23 Medicine Hat	July 22-24 Idaho Falls	Aug. 15-18 at Casper
June 24-26 at Billings	July 25-26 Billings	Aug. 20-22 at Provo
June 27-30 at Medicine Hat	July 27-29 at Billings	Aug. 23-24 at Missoula
July 1-3 Billings	July 30-31 at Medicine Hat	Aug. 25-26 Medicine Hat
July 4-6 Missoula	Aug. 1-3 Medicine Hat	Aug. 27-28 at Billings
July 7-8 at Missoula	Aug. 4-6 Missoula	Aug. 29-30 Missoula
July 10-12 Casper	Aug. 8-10 Ogden	Aug. 31-Sept. 1 at Medicine Hat
July 13-16 Provo	Aug. 11 Idaho Falls	Sept. 2-4 Billings

PLAYER DEVELOPMENT

Gulf Coast Dodgers

Gulf Coast League (Rookie)

Holman Stadium

Dodgertown, P.O. Box 2887

Vero Beach, FL 32961

Phone: (561) 569-4900

FAX: (561) 567-0819



General Manager: Bruce Callahan

Coaches: Tony Harris
George Culver

CAREER SUMMARY: A veteran of 13 Major League seasons as a player, Luis Salazar enters his first season with the Dodgers after spending seven seasons with the Milwaukee Brewers organization, serving as a Major League coach and minor league coach and manager.

MANAGING CAREER: Piloted the Brewers' Single-A Beloit team in 1996 and 1997 with the 1996 Snappers squad (69-67) earning a Midwest League playoff berth...managed La Guaira of the Venezuelan League during the offseason.

COACHING CAREER: Was Milwaukee's first base coach under Manager Davey Lopes in 2001...served as the Brewers' Triple-A hitting coach at Indianapolis in 2000 and Louisville in 1998 and 1999...the 1998 Louisville team ranked second in the International League with a .277 batting mark...started coaching career at Chandler of the Rookie Arizona League in 1995.

PLAYING CAREER: The infielder/outfielder played in the big leagues with the San Diego Padres (1980-84, 1987 and 1989), Chicago White Sox (1985-86), Detroit Tigers (1988) and Chicago Cubs (1989-92)...member of San Diego's 1984 National League pennant winner and 1989 Cubs team, which won the NL Eastern Division...compiled .261 batting mark in 1,302 Major League games...appeared in two games as a pitcher for the Padres in 1987...played every position except catcher during his Major League career...originally signed as a non-drafted free agent by Kansas City Royals in 1973.

PERSONAL: Luis and his wife Graciela live in Boca Raton, FL and have a son, Carlos, and daughter, Viviana...born in Barcelona, Venezuela.



LUIS SALAZAR

Managerial record:
Three seasons
129-140 (.480)

2001 SEASON SUMMARY

The Dodgers, managed by Juan Bustabad, cruised through the Gulf Coast League regular season, compiling a league-best 41-19 record and winning the Eastern Division crown by 11 games. Their season ended with a loss to the Yankees in the deciding game of the league championship series. Second baseman Victor Diaz had a banner season, winning the GCL batting crown with a .354 average and leading the league in hits (69), doubles (22), slugging percentage (.533) and extra-base hits (27). First baseman Adrian Mendoza, who batted .302 with four homers, topped the league with 37 RBI. The Dodgers' pitching staff had a league-best 2.44 ERA. Right-hander Kole Strayhorn, a 2001 fourth-round draft choice, was selected as the organization's Pitcher of the Month for August after going 4-0 with a 1.21 ERA in five games. He finished at 5-3 with a 2.19 ERA in 12 outings (six starts). Arturo Lopez was 5-1 and sported a 2.04 ERA in 14 games (seven starts). Southpaw David Cuen, a sixth-round draft pick, went 4-0 and was third in the league with a sparkling 1.42 ERA in 13 appearances (six starts). Dimas Reina, who led the GCL in games pitched (25) was 3-1 with eight saves and a 1.30 ERA out of the bullpen. Ryan Johansen made 21 relief outings and was 6-2 with a 2.43 ERA. Edgar Escobedo chipped in with a 4-1 mark and 1.66 ERA in 17 games. Outfielder Franklin Gutierrez, who had four homers and 30 RBI, ranked second in the GCL in both doubles (16) and runs scored (38).

Santo Domingo Dodgers 1 & 2

Dominican Summer League (Rookie)
 (The Dodgers will field two DSL teams this season)

Campo Las Palmas
 Carretera de Guerra, KM 23 1/2
 Santo Domingo, DR

Phone: (809) 526-5249 FAX: (809) 526-5461



Director, Campo
 Las Palmas: Pablo Peguero

Coaches: (1) Mariano Alcalá, Jose Mejía
 (2) Víctor Báez, Rafael Rijo

CAREER SUMMARY: Antonio Bautista returns to the managerial ranks in the Dominican Summer League as he'll guide the Dodgers 1 squad...previously managed Dodger DSL teams from 1992-98, winning three league championships ...has been with the Dodger organization since 1987.

MANAGING CAREER: In his first two seasons at the helm, guided La Vega to back-to-back DSL championships in 1992 (53-19) and 1993 (42-28)...managed Santo Domingo in 1994 and 1995 with the 1994 squad finishing at 48-20...his 1996 La Romana team breezed through a 59-10 regular season, enroute to the league title...reached the finals again in 1997 with a 50-18 mark, only to fall to the other Dodgers' DSL entry La Romana...managed Santo Domingo the first seven games (5-2) of 1998 before leaving to become a bench coach for the Sinon Bulls of the Chinese Professional League in Taiwan as part of a friendship agreement that began in 1996...also spent 1999 with Sinon.

COACHING CAREER: Served as a Dodger coach in the Dominican Summer League from 1987-91 and again in 2000...was a coach for the Gulf Coast League Dodgers during the 2001 season.

PLAYING CAREER: Played parts of six minor-league seasons in the St. Louis Cardinals and New York Yankees organizations from 1974-79.

PERSONAL: Antonio and his wife, Isabel, have a son, Tony, and two daughters, Ani and Milli.



ANTONIO BAUTISTA

Managerial record
 Seven seasons
 285-135 (.679)

CAREER SUMMARY: Pedro Mega will pilot the Dodgers 2 team in his fourth full season and fifth overall as a Dodger manager in the Dominican Summer League after five campaigns as a coach in the organization.

MANAGING CAREER: In 2001, managed the DSL Santo Domingo Dodgers to a 44-28 mark and second-place finish...guided Santo Domingo to a 49-21 regular-season record and the DSL championship in 2000...his first full season as a manager was in 1999 when he skippered the Santo Domingo team...became a manager for the first time early in the 1998 season for Santo Domingo, replacing Antonio Bautista, who left to become a bench coach for the Sinon Bulls of the Chinese Professional League in Taiwan as part of a friendship agreement that began in 1996.

COACHING CAREER: Served as a player/coach for La Romana in Dominican Summer League in 1994-95 and full-time coach there from 1996-97.

PLAYING CAREER: Was an infielder in the Dodgers' farm system in the Dominican Republic from 1992-95.

PERSONAL: Pedro and his wife, Miguelina, have three children, Pedro Miguel, Jefferson and Francheska.



PEDRO MEGA

Managerial record:
 Four seasons
 162-108 (.600)

2001 SEASON SUMMARY

The Dodgers finished 44-28, good for second place in the Dominican Summer League's East Division. Catcher Pedro Andujar had a big season, batting .303 and ranking third in the circuit with 55 RBI. He also topped the squad with nine homers, 23 doubles, a .416 on-base percentage and a .529 slugging percentage. Outfielder Alejandro De Aza also hit .303 with 37 RBI and a team-high 74 hits and seven triples. First baseman Miguel Hernandez added seven home runs and 48 RBI while first baseman Rafael Camarero batted .293 and knocked in 39 runs. Shortstop Fausto Lopez was the club leader in runs scored (63) and stolen bases (27). On the pitching side, Victor Santiago was 5-2 and ranked fourth in the DSL with a 1.05 ERA. Jose Diaz led the Dodgers with eight wins and five saves in 28 games pitched. Heriberto Ruelas was 5-2 and had a 2.53 ERA, Michel Severino posted a 6-2 mark and Franklin Osoria (4-4, 3.16 ERA) struck out a team-leading 67 batters in 77 innings.

ABERCROMBIE, Reggie**Full Name:** Reginald Demascus Abercrombie**Ht:** 6-3 **Wt:** 210 **B/T:** R/R**High School:** Columbus (GA)**Obtained:** Selected in 23rd round of 1999 First-Year Player Draft**Career Notes:** **2001** - Ranked third on Single-A Wilmington team with 44 stolen bases in 55 attempts...**2000** - Led all Dodger short-season minor leaguers and was second in the rookie-level Pioneer League with 32 stolen bases for Great Falls...honored as the Dodger organization's Player of the Month for July, when he batted .331 (40-for-121) with 20 stolen bases and 20 RBI.**Outfielder****Born:** July 15, 1980 in Damascus, GA**Residence:** Damascus, GA**College:** Lake City Community College**Scout:** Lon Joyce**REGGIE ABERCROMBIE'S CAREER BATTING RECORD**

YEAR	TEAM	AVG	G	AB	R	H	2B	3B	HR	RBI	SH	SF	HP	BB	SO	SB	CS	E
2000	Great Falls	.273	54	220	40	60	7	1	2	29	3	0	8	22	66	32	8	9
2001	Wilmington	.226	125	486	63	110	17	3	10	41	12	2	12	19	154	44	11	15
Minor League Totals-2 years		.241	179	706	103	170	24	4	12	70	15	2	20	41	220	76	19	24

AGUILERA, Adrian**Full Name:** Adrian J. Aguilera**Ht:** 5-9 **Wt:** 198 **B/T:** L/L**School:** La Salle**Obtained:** Signed as a non-drafted free agent on Dec. 6, 1997**Career Notes:** **2000** - named to Northwest League all-star team after posting five saves and striking out 36 batters in 36.2 innings to help rookie-level Yakima win the league championship.**Left-handed Pitcher****Born:** July 10, 1979 in Obregon, Sonora, Mexico**Residence:** Obregon, Sonora, Mexico**Scout:** Mike Brito**ADRIAN AGUILERA'S CAREER PITCHING RECORD**

YEAR	TEAM	W-L	ERA	G	GS	CG	SHO	SV	IP	H	R	ER	HR	HB	BB	SO	WP	BK
1998	San Joaquin	6-2	1.64	11	10	1	1	0	60.1	33	17	11	0	4	33	69	5	0
1999	Mexico City	0-1	6.30	5	2	0	0	0	10.0	8	12	7	2	1	16	5	3	0
2000	Yakima	0-3	3.93	17	0	0	0	5	36.2	36	21	16	1	1	14	36	2	1
	San Bernardino	0-1	10.03	9	0	0	0	1	11.2	10	13	13	1	3	9	4	2	0
2001	GCL Dodgers	0-0	7.71	4	0	0	0	0	4.2	2	4	4	1	0	3	6	0	0
	Wilmington	0-1	6.75	5	0	0	0	1	5.1	8	5	4	3	0	2	4	1	0
Minor League Totals-4 years		6-8	3.85	51	12	1	1	7	128.2	97	67	55	8	9	77	124	13	1

ALCANTARA, Angel**Full Name:** Angel Alcantara**Ht:** 6-5 **Wt:** 192 **B/T:** R/R**School:** N/A**Obtained:** Signed as a non-drafted free agent on July 12, 2001**Right-handed Pitcher****Born:** Nov. 8, 1983 in Santo Domingo, Dominican Republic**Residence:** Santo Domingo, Dominican Republic**Scout:** Angel Santana & Pablo Peguero**ANGEL ALCANTARA'S CAREER PITCHING RECORD**

YEAR	TEAM	W-L	ERA	G	GS	CG	SHO	SV	IP	H	R	ER	HR	HB	BB	SO	WP	BK
------	------	-----	-----	---	----	----	-----	----	----	---	---	----	----	----	----	----	----	----

2002 will be his first professional season

ALDRED, Scott

Full Name: Scott Phillip Aldred

Ht: 6-4 **Wt:** 195 **B/T:** L/L

High School: Hill McCloy (MI)

Obtained: Signed as a free agent on Jan. 14, 2002

Career Notes: Has pitched for six different organizations...originally drafted and signed by Detroit in June 1987...made Major League debut with Tigers on Sept. 9, 1990...also pitched in big leagues with Colorado, Minnesota, Tampa Bay and Philadelphia...**2001** - Pitched in 11 games for Double-A Norwich in the New York Yankees organization, posting a 4-3 record with 43 strikeouts in 37 innings.

Left-handed Pitcher

Born: June 12, 1968 in Flint, MI

Residence: Fenton, MI

Scouts: Bill Schudlich & Ken Madeja (Detroit)

SCOTT ALDRED'S CAREER PITCHING RECORD

YEAR	TEAM	W-L	ERA	G	GS	CG	SHO	SV	IP	H	R	ER	HR	HB	BB	SO	WP	BK
1987	Fayetteville	4-9	3.57	21	20	0	0	0	111.0	101	56	44	5	3	69	91	8	1
1988	Lakeland	8-7	3.56	25	25	1	1	0	131.1	122	61	52	6	8	72	102	5	4
1989	London	10-6	3.84	20	20	3	1	0	122.0	98	55	52	11	5	59	97	9	2
1990	Toledo	6-15	4.90	29	29	2	0	0	158.0	145	93	86	16	4	81	133	10	4
	DETROIT	1-2	3.77	4	3	0	0	0	14.1	13	6	6	0	1	10	7	0	0
1991	Toledo	8-8	3.92	22	20	2	0	1	135.1	127	65	59	7	4	72	95	5	0
	DETROIT	2-4	5.18	11	11	1	0	0	57.1	58	37	33	9	0	30	35	3	1
1992	DETROIT	3-8	6.78	16	13	0	0	0	65.0	80	51	49	12	3	33	34	1	0
	Toledo	4-6	5.13	16	13	3	0	0	86.0	92	57	49	13	2	47	81	6	0
1993	COLORADO	0-0	10.80	5	0	0	0	0	6.2	10	10	8	1	1	9	5	1	0
	MONTREAL	1-0	6.75	3	0	0	0	0	5.1	0	4	4	1	0	1	4	1	0
1994									Did Not Play									
1995	Lakeland	4-2	3.19	13	7	0	0	2	67.2	57	25	24	3	3	19	64	2	0
	Jacksonville	1-0	0.00	2	2	0	0	0	12.0	9	0	0	0	0	1	11	0	0
1996	DETROIT	0-4	9.35	11	8	0	0	0	43.1	60	52	45	9	3	26	36	6	1
	MINNESOTA	6-5	5.09	25	17	0	0	0	122.0	134	73	69	20	3	42	75	4	0
1997	MINNESOTA	2-10	7.68	17	15	0	0	0	77.1	102	66	66	20	3	28	33	7	0
	Salt Lake	3-3	7.03	7	7	0	0	0	39.2	56	39	31	4	1	16	23	7	0
1998	Durham	2-4	5.35	7	7	0	0	0	35.1	44	26	21	3	4	14	19	4	0
	TAMPA BAY	0-0	3.73	48	0	0	0	0	31.1	33	13	13	1	2	12	21	2	0
1999	TAMPA BAY	3-2	5.18	37	0	0	0	0	24.1	26	15	14	1	2	14	22	1	0
	PHILADELPHIA	1-1	3.90	29	0	0	0	1	32.1	33	15	14	1	0	15	19	3	0
2000	PHILADELPHIA	1-3	5.75	23	0	0	0	0	20.1	23	14	13	3	1	10	21	1	0
2001	Norwich	4-3	3.65	11	7	0	0	0	37.0	36	19	15	3	2	7	43	1	0
Major League Totals-8 years		20-39	6.02	229	67	1	0	1	499.2	572	356	334	78	19	230	312	30	2
Minor League Totals-10 years		54-63	4.17	173	157	11	2	3	935.1	887	496	433	71	36	457	759	57	11

ALVAREZ, Carlos

Full Name: Carlos Alvarez

Ht: 5-9 **Wt:** 160 **B/T:** L/L

School: N/A

Obtained: Signed as a non-drafted free agent on Aug. 23, 2001

Left-handed Pitcher

Born: March 31, 1985 in Maracaibo, Venezuela

Residence: Maracaibo, Venezuela

Scouts: Camilo Pascual & Oswaldo Villalobos

CARLOS ALVAREZ'S CAREER PITCHING RECORD

YEAR	TEAM	W-L	ERA	G	GS	CG	SHO	SV	IP	H	R	ER	HR	HB	BB	SO	WP	BK
------	------	-----	-----	---	----	----	-----	----	----	---	---	----	----	----	----	----	----	----

2002 will be his first professional season

ALVAREZ, Gabriel

Full Name: Gabriel Alvarez

Ht: 5-11 **Wt:** 178 **B/T:** R/R

School: N/A

Obtained: Signed as a non-drafted free agent on Oct. 31, 2001

Right-handed Pitcher

Born: Aug. 10, 1984 in Tijuana, Mexico

Residence: Nueva Leon, Mexico

Scout: Mike Brito

GABRIEL ALVAREZ'S CAREER PITCHING RECORD

YEAR	TEAM	W-L	ERA	G	GS	CG	SHO	SV	IP	H	R	ER	HR	HB	BB	SO	WP	BK
------	------	-----	-----	---	----	----	-----	----	----	---	---	----	----	----	----	----	----	----

2002 will be his first professional season

ALVAREZ, Nick

Full Name: Nicolas E. Alvarez

Ht: 6-3 **Wt:** 205 **B/T:** R/R

High School: Miami Southwest (FL)

Obtained: Selected in 26th round of 2000 First-Year Player Draft

Career Notes: **2001** – Tied for first in Florida State League with 21 home runs...earned utility berth on FSL post-season all-star team...led Vero Beach with 71 RBI...**2000** – Was first among all Dodger short-season minor leaguers with 10 home runs for Northwest League champion Yakima...named league Player of the Month for July, when he batted .384 (33-for-86) with five homers and 21 RBI...finished third in the league in homers and second in slugging percentage (.521)...earned Northwest League Player of the Week honors for July 17-23, when he hit .519 (14-for-27) with three homers, 16 RBI, six doubles and eight runs scored...went 3-for-5 with a home run and five RBI on July 20 vs. Portland...was 4-for-6 with two doubles and four RBI on July 21 vs. Portland...led Yakima in homers, doubles, triples, RBI and runs scored and finished second on the team in stolen bases (20).

First Baseman/Outfielder

Born: Feb. 8, 1977 in Miami, FL

Residence: Miami, FL

College: St. Thomas University

Scout: Doug Carpenter

NICK ALVAREZ'S CAREER BATTING RECORD

YEAR	TEAM	AVG	G	AB	R	H	2B	3B	HR	RBI	SH	SF	HP	BB	SO	SB	CS	E
2000	Yakima	.300	61	217	39	65	14	2	10	36	5	3	5	24	31	20	5	5
2001	Vero Beach	.286	118	420	63	120	15	2	21	71	2	4	17	29	80	14	7	12
Minor League Totals-2 years		.290	179	637	102	185	29	4	31	107	7	7	22	53	111	34	12	17

AMADOR, Anderson

Full Name: Anderson Amador

Ht: 6-2 **Wt:** 180 **B/T:** R/R

School: N/A

Obtained: Signed as a non-drafted free agent on Nov. 26, 2001

Outfielder

Born: Nov. 4, 1984 in Azua, Dominican Republic

Residence: Azua, Dominican Republic

Scout: Pablo Peguero

ANDERSON AMADOR'S CAREER BATTING RECORD

YEAR	TEAM	AVG	G	AB	R	H	2B	3B	HR	RBI	SH	SF	HP	BB	SO	SB	CS	E	
2002 will mark his first professional season																			

ANDREWS, Aron

Full Name: Aron R. Andrews

Ht: 6-0 **Wt:** 175 **B/T:** R/R

High School: Brookwood (AL)

Obtained: Selected in 28th round of 2000 First-Year Player Draft

Career Notes: **2001** – Pitched for both Wilmington and the Gulf Coast League Dodgers and combined for a 4-3 record, five saves and a 1.75 ERA...**2000** – Finished second on Great Falls team with five wins and four saves...combined with teammates Jason Hickman (15) and Edgar Lizarraga (2) to strike out 19 batters on Sept. 2 vs. Helena.

Right-handed Pitcher

Born: Aug. 24, 1977 in Birmingham, AL

Residence: Tuscaloosa, AL

College: Auburn University of Montgomery

Scout: Willie Powell

ARON ANDREWS' CAREER PITCHING RECORD

YEAR	TEAM	W-L	ERA	G	GS	CG	SHO	SV	IP	H	R	ER	HR	HB	BB	SO	WP	BK
2000	Great Falls	5-0	2.18	19	0	0	0	4	25.0	19	6	6	0	3	7	25	2	0
2001	GCL Dodgers	0-0	0.00	6	0	0	0	3	7.1	2	0	0	0	0	1	9	0	0
	Wilmington	4-3	2.05	15	1	0	0	2	44.0	40	14	10	3	3	7	26	2	0
Minor League Totals-2 years		9-3	1.89	40	1	0	0	9	76.1	61	20	16	3	6	15	60	4	0

ANDUJAR, Pedro

Full Name: Pedro Andujar

Ht: 5-11 **Wt:** 190 **B/T:** R/R

School: Liceo Padre Billini

Obtained: Signed as a non-drafted free agent on Jan. 25, 2000

Career Notes: **2001** – Led all Dodger short-season minor leaguers in home runs (9), RBI (55) and doubles (23, tied) for Santo Domingo...the 55 RBI ranked third in the Dominican Summer League...**2000** – Led team with 16 doubles, helping Santo Domingo win the Dominican Summer League championship.

Born: Sept. 20, 1982 in Bani, Dominican Republic

Residence: Bani, Dominican Republic

Scout: Felix Feliz

Catcher

PEDRO ANDUJAR'S CAREER BATTING RECORD

YEAR	TEAM	AVG	G	AB	R	H	2B	3B	HR	RBI	SH	SF	HP	BB	SO	SB	CS	E
2000	Santo Domingo	.266	63	229	39	61	16	1	6	42	3	6	2	34	37	4	2	1
2001	Santo Domingo	.303	59	221	50	67	23	0	9	55	0	6	4	43	29	7	1	8
Minor League Totals-2 Years		.284	122	449	89	128	39	1	15	97	3	12	6	77	66	11	3	9

AQUINO, Juan

Full Name: Juan Francisco Aquino

Ht: 6-0 **Wt:** 160 **B/T:** R/R

School: Liceo Hermanos Trejo

Obtained: Signed as a non-drafted free agent on Nov. 24, 1997

Right-handed Pitcher

Born: April 2, 1981 in Juan Felipe de Comendador, DR

Residence: Higuey, Dominican Republic

Scouts: Pablo Peguero & Silvano Quezada

Scout: Pablo Peguero

JUAN AQUINO'S CAREER PITCHING RECORD

YEAR	TEAM	W-L	ERA	G	GS	CG	SHO	SV	IP	H	R	ER	HR	HB	BB	SO	WP	BK
1999	Santo Domingo	1-6	6.39	13	13	0	0	0	56.1	66	52	40	9	11	38	57	8	2
2000	Santo Domingo	0-0	0.00	3	0	0	0	1	2.0	4	3	0	1	1	2	2	0	0
2001									Injured-Did Not Play									
Minor League Totals-3 years		1-6	6.17	16	13	0	0	1	58.1	70	55	40	10	12	40	59	8	2

ARACENA, Sandy

Full Name: Sandy Aracena

Ht: 6-0 **Wt:** 180 **B/T:** R/R

School: Liceo Dr. Jose Horacio Rodriguez

Obtained: Signed as a non-drafted free agent on Jan. 13, 1998

Catcher

Born: Jan. 3, 1981 in La Vega, Dominican Republic

Residence: La Vega, Dominican Republic

College: Utah Tech Junior College

Scouts: Pablo Peguero & Ramon Perez

SANDY ARACENA'S CAREER BATTING RECORD

YEAR	TEAM	AVG	G	AB	R	H	2B	3B	HR	RBI	SH	SF	HP	BB	SO	SB	CS	E
1998	La Romana	.143	18	49	5	7	0	1	0	5	1	1	0	4	7	1	0	-
	Santo Domingo	.333	11	30	4	10	4	0	0	5	1	0	0	5	5	1	0	-
1999	La Romana	.307	62	202	36	62	10	1	3	34	4	7	4	32	25	5	7	10
2000	Yakima	.217	27	92	7	20	5	0	0	12	2	1	0	6	20	6	1	2
	Great Falls	.316	5	19	1	6	1	0	0	3	0	0	0	1	1	1	0	0
2001	Great Falls	.256	44	164	26	42	9	1	4	25	1	1	2	12	20	2	0	6
Minor League Totals-4 years		.264	167	556	79	147	29	3	7	84	9	10	6	60	78	16	8	20

ARELLAN, Felix

Full Name: Felix Manuel Arellan

Ht: 6-2 **Wt:** 175 **B/T:** L/L

School: Domingo Segado San Joaquin

Obtained: Signed as a non-drafted free agent on July 2, 1997

Left-handed Pitcher

Born: Feb. 23, 1981 in La Guaira, Venezuela

Residence: Maracay, Venezuela

Scout: Camilo Pascual

FELIX ARELLAN'S CAREER PITCHING RECORD

YEAR	TEAM	W-L	ERA	G	GS	CG	SHO	SV	IP	H	R	ER	HR	HB	BB	SO	WP	BK
1998	DSL	0-1	4.20	13	13	0	0	0	40.2	30	35	19	1	8	48	44	5	0
1999	Great Falls	1-2	8.42	15	3	0	0	0	31.0	32	31	29	1	2	32	38	11	1
2000	Great Falls	0-1	6.11	13	0	0	0	0	17.2	25	21	12	0	2	30	24	12	0
2001									Injured-Did Not Play									
Minor League Totals-4 years		1-4	6.04	41	16	0	0	0	89.1	87	87	60	2	12	110	106	28	1

ARIAS, Sandy

Full Name: Sandy Vallejo Arias

Ht: 6-0 **Wt:** 172 **B/T:** S/R

School: N/A

Obtained: Signed as a non-drafted free agent on May 21, 1999

Infielder

Born: Oct. 7, 1981 in San Cristobal, Dominican Republic

Residence: Santana, Dominican Republic

Scouts: Pablo Peguero & Jack Zduriencik

SANDY ARIAS' CAREER BATTING RECORD

YEAR	TEAM	AVG	G	AB	R	H	2B	3B	HR	RBI	SH	SF	HP	BB	SO	SB	CS	E
1999	Santo Domingo	.214	15	42	9	9	1	0	1	2	0	0	0	6	12	3	1	14
2000	Santo Domingo	.194	29	98	14	19	2	3	0	7	1	1	1	8	37	4	5	19
2001	Santo Domingo	.311	22	74	17	23	4	3	0	6	3	1	0	10	16	6	1	-
Minor League Totals-3 years		.238	66	214	40	51	7	6	1	15	4	2	1	24	65	13	7	33

ARRIOJAS, Luis

Full Name: Luis Arrojias

Ht: 6-3 **Wt:** 170 **B/T:** R/R

School: N/A

Obtained: Signed as a non-drafted free agent on March 12, 2001

Right-handed Pitcher

Born: July 7, 1983 in Caracas, Venezuela

Residence: Caracas, Venezuela

Scouts: Camilo Pascual & Oswaldo Villalobos

LUIS ARRIOJAS' CAREER PITCHING RECORD

YEAR	TEAM	W-L	ERA	G	GS	CG	SHO	SV	IP	H	R	ER	HR	HB	BB	SO	WP	BK
2001	Santo Domingo	1-0	6.14	8	0	0	0	0	7.1	14	7	5	0	2	6	3	5	0
Minor League Totals-1 year		1-0	6.14	8	0	0	0	0	7.1	14	7	5	0	2	6	3	5	0

ASTACIO, Andres**Full Name:** Andres Nova Astacio**Ht:** 6-2 **Wt:** 160 **B/T:** R/R**School:** N/A**Obtained:** Signed as a non-drafted free agent on May 19, 1999**Career Notes:** **2000** – Was one of team's most effective starters, helping lead the Santo Domingo Dodgers to the Dominican Summer League championship...posted a 6-0 record in 14 starts and had a strikeout-to-walk ratio of almost 6:1...led the staff with 78.2 innings pitched while holding opposing hitters to a .210 average.**Right-handed Pitcher****Born:** Aug. 5, 1980 in El Seibo, Dominican Republic**Residence:** La Romana, Dominican Republic**Scout:** Winston Llenas**ANDRES ASTACIO'S CAREER PITCHING RECORD**

YEAR	TEAM	W-L	ERA	G	GS	CG	SHO	SV	IP	H	R	ER	HR	HB	BB	SO	WP	BK
1999	Santo Domingo	5-2	3.39	16	9	1	1	0	63.2	66	34	24	6	4	15	53	5	0
2000	Santo Domingo	6-0	2.29	14	14	0	0	0	78.2	63	28	20	3	5	9	53	4	0
2001	Great Falls	2-6	5.01	17	12	0	0	0	73.2	87	52	41	6	6	13	62	2	3
Minor League Totals-3 years		13-8	3.54	47	35	1	1	0	216.0	216	114	85	15	15	37	168	11	3

AYBAR, Willy**Full Name:** Willy Del Jesus Aybar**Ht:** 6-0 **Wt:** 175 **B/T:** S/R**School:** N/A**Obtained:** Signed as a non-drafted free agent on January 31, 2000**Career Notes:** Tabbed by *Baseball America* as the Dodgers' No. 7 prospect...**2001** – Ranked second on Wilmington club with 25 doubles...**2000** – Topped all Dodger short-season minor leaguers with 70 games played and 266 at-bats...led Great Falls with 15 doubles, 70 hits and 49 RBI.**Infielder****Born:** March 9, 1983 in Bani, Dominican Republic**Residence:** Bani, Dominican Republic**Scout:** Felix Feliz**WILLY AYBAR'S CAREER BATTING RECORD**

YEAR	TEAM	AVG	G	AB	R	H	2B	3B	HR	RBI	SH	SF	HP	BB	SO	SB	CS	E
2000	Great Falls	.263	70	266	39	70	15	1	4	49	6	2	0	36	46	5	5	18
2001	Wilmington	.237	120	431	45	102	25	2	4	48	3	5	3	43	64	7	9	18
	Vero Beach	.286	2	7	0	2	0	0	0	0	0	0	0	1	2	0	0	0
Minor League Totals-2 years		.247	192	704	84	174	40	3	8	97	9	7	3	80	112	12	14	36

BARBOZA, Nergio**Full Name:** Nergio Javier Barboza**Ht:** 5-10 **Wt:** 160 **B/T:** S/R**School:** La Milagrosa**Obtained:** Signed as a non-drafted free agent on Sept. 16, 2000**Born:** Nov. 10, 1983 in Maracaibo, Venezuela**Residence:** Maracaibo, Venezuela**Scout:** Camilo Pascual**Infielder****NERGIO BARBOZA'S CAREER BATTING RECORD**

YEAR	TEAM	AVG	G	AB	R	H	2B	3B	HR	RBI	SH	SF	HP	BB	SO	SB	CS	E
------	------	-----	---	----	---	---	----	----	----	-----	----	----	----	----	----	----	----	---

2002 will be his first professional season

BARRERAS, Juan**Full Name:** Juan F. Barreras**Ht:** 6-0 **Wt:** 186 **B/T:** R/R**School:** CBTIS 129**Obtained:** Signed as a non-drafted free agent on Dec. 19, 2000**Career Notes:** **2001** – Led Santo Domingo pitchers in lowest batting average against (.190).**Right-handed Pitcher****Born:** March 8, 1982 in Obregon, Sonora, Mexico**Residence:** Sonora, Mexico**Scout:** Mike Brito**JUAN BARRERAS' CAREER PITCHING RECORD**

YEAR	TEAM	W-L	ERA	G	GS	CG	SHO	SV	IP	H	R	ER	HR	HB	BB	SO	WP	BK
2001	Santo Domingo	2-1	1.61	24	0	0	0	4	44.2	30	12	8	1	2	18	46	2	1
Minor League Totals- 1 year		2-1	1.61	24	0	0	0	4	44.2	30	12	8	1	2	18	46	2	1

BATISTA, Juan

Full Name: Juan Batista
Ht: 6-2 **Wt:** 165 **B/T:** S/R
School: Manuel Tejada Rosa
Obtained: Signed as a non-drafted free agent on Aug. 15, 2001

Outfielder

Born: Oct. 18, 1984 in Los Santos, Panama
Residence: Los Santos, Panama
Scout: Doug Carpenter

JUAN BATISTA'S CAREER BATTING RECORD

YEAR	TEAM	AVG	G	AB	R	H	2B	3B	HR	RBI	SH	SF	HP	BB	SO	SB	CS	E
------	------	-----	---	----	---	---	----	----	----	-----	----	----	----	----	----	----	----	---

2002 will mark his first professional season

BAUER, Greg

Full Name: Gregory James Bauer
Ht: 6-1 **Wt:** 195 **B/T:** R/R
High School: Jenks (OK)
Obtained: Selected in 22nd round of 2000 First-Year Player Draft

Right-handed Pitcher

Born: Nov. 30, 1977 in Joliet, IL
Residence: Tulsa, OK
College: Wichita State University
Scout: Mitch Webster

Career Notes: **2001** - Pitching for three minor league teams, combined for 18 saves, including a team-leading 17 for Wilmington...in nine April games for the Waves, compiled six saves and a 1.08 ERA...did not allow a run in 10 straight appearances from April 8-May 5, a span of 10.1 innings in which he struck out 12...**2000** - Notched nine saves for Northwest League champion Yakima to tie for the lead among all Dodger short-season minor leaguers.

GREG BAUER'S CAREER PITCHING RECORD

YEAR	TEAM	W-L	ERA	G	GS	CG	SHO	SV	IP	H	R	ER	HR	HB	BB	SO	WP	BK
2000	Yakima	2-1	3.48	21	0	0	0	9	33.2	26	17	13	2	2	19	50	5	0
2001	Wilmington	1-1	1.78	25	0	0	0	17	30.1	22	6	6	3	0	8	32	1	0
	Vero Beach	2-3	3.91	12	0	0	0	1	23.0	28	13	10	3	1	13	15	1	0
	Jacksonville	0-1	6.28	6	0	0	0	0	14.1	17	13	10	4	0	10	8	0	0
Minor League Totals-2 years		5-6	3.46	64	0	0	0	27	101.1	93	49	39	12	3	50	105	7	0

BELL, Ricky

Full Name: Rick B. Bell
Ht: 6-2 **Wt:** 180 **B/T:** R/R
High School: Moeller (OH)
Obtained: Selected in third round of 1997 First-Year Player Draft

Infielder

Born: April 5, 1979 in Cincinnati, OH
Residence: Cincinnati, OH
Scout: Carl Loewenstine

Career Notes: **2001** - Played in 63 games for Double-A Southern League co-champion Jacksonville...**2000** - While with Vero Beach, led Florida State League third basemen in putouts (90)...had a 13-game hitting streak for Vero Beach from April 11-26...**1999** - Drove in runs in seven straight games (nine RBI overall) for Vero Beach from Aug. 1-9...**1998** - Played for San Bernardino and led California League third basemen in putouts (76), assists (270) and double plays (22)...**OTHER** - Son of Colorado Rockies' Manager Buddy Bell, brother of San Francisco's David Bell and grandson of former Major Leaguer Gus Bell...graduated from the same high school (Moeller) as Barry Larkin and Ken Griffey Jr.

RICKY BELL'S CAREER BATTING RECORD

YEAR	TEAM	AVG	G	AB	R	H	2B	3B	HR	RBI	SH	SF	HP	BB	SO	SB	CS	E
1997	Yakima	.258	66	264	42	68	15	1	2	24	3	3	4	15	52	9	0	32
1998	San Bernardino	.232	133	483	38	112	18	3	5	50	3	3	6	16	99	6	9	27
1999	Vero Beach	.234	100	376	37	88	26	1	5	46	4	4	4	27	81	1	3	15
2000	Vero Beach	.254	127	481	59	122	18	0	5	45	1	6	3	37	75	7	3	47
2001	Jacksonville	.255	63	188	21	48	9	0	3	22	1	2	1	13	29	1	1	8
	Vero Beach	.250	6	24	3	6	0	0	0	0	0	0	1	0	3	0	1	1
Minor League Totals-5 years		.244	495	1816	200	444	86	5	20	187	12	18	19	108	339	24	17	130

BELLORIN, Edwin

Full Name: Edwin Bellorin
Ht: 5-11 **Wt:** 170 **B/T:** R/R
School: Santo Angel
Obtained: Signed as a non-drafted free agent on Sept. 10, 1998

Catcher

Born: Feb. 21, 1982 in Bolivar, Venezuela
Residence: Bolivar, Venezuela
Scouts: Camilo Pascual & Theodoro Mata

EDWIN BELLORIN'S CAREER BATTING RECORD

YEAR	TEAM	AVG	G	AB	R	H	2B	3B	HR	RBI	SH	SF	HP	BB	SO	SB	CS	E
1999	Santo Domingo	.320	42	147	30	47	7	1	3	32	0	2	5	11	14	4	4	-
2000	La Pradera (VSL)	.190	37	100	10	19	4	0	2	12	2	1	5	9	12	3	4	-
2001	Gulf Coast	.175	28	80	11	14	1	0	0	6	2	0	4	8	6	1	0	0
Minor League Totals-3 years		.245	107	327	51	80	11	1	5	50	4	3	14	28	32	8	8	0

PLAYER DEVELOPMENT

BENSON, Cedric

Full Name: Cedric Benson
Ht: 6-0 **Wt:** 205 **B/T:** R/R
High School: Robert E. Lee (TX)

Obtained: Selected in 12th round of 2001 First-Year Player Draft

Career Notes: - Had an outstanding freshman season at tailback for the University of Texas football team in 2001...carried the ball 223 times for 1,053 yards and a team-leading 12 touchdowns, becoming the first freshman in school history to rush for 1,000 yards...also caught 17 passes for 203 yards and a TD...ran for a career-high 213 yards and two touchdowns on 28 carries in 59-0 win over Kansas...was a three-time football Parade All-American while at Midland Lee High School as he piled up career totals of 8,423 rushing yards and 127 touchdowns...the TD total is the third most in national prep history...batted .347 with seven home runs, 22 RBI and was 12-for-12 in stolen base attempts during his senior year at Robert E. Lee High School in Midland, TX.

Outfielder

Born: Dec. 28, 1982 in Midland, TX

Residence: Midland, TX

College: University of Texas

Scout: Chris Smith

CEDRIC BENSON'S CAREER BATTING RECORD

YEAR	TEAM	AVG	G	AB	R	H	2B	3B	HR	RBI	SH	SF	HP	BB	SO	SB	CS	E
Has not yet made his professional debut																		

BERRY, Jonathan

Full Name: Jonathan Winston Berry

Ht: 6-1 **Wt:** 185 **B/T:** R/R

High School: Branchville (SC)

Obtained: Selected in ninth round of 1999 First-Year Player Draft

Career Notes: **2001** - Topped Vero Beach with eight saves and ranked second on club with 33 games pitched...**2000** - Made 40 relief appearances for California League champion San Bernardino...was 3-1 with a 2.87 ERA in August...in May, posted a 1.02 ERA in 17.2 innings pitched.

Right-handed Pitcher

Born: Nov. 17, 1977 in Orangeburg, SC

Residence: Branchville, SC

College: Newberry College (SC)

Scout: Lon Joyce

JONATHAN BERRY'S CAREER PITCHING RECORD

YEAR	TEAM	W-L	ERA	G	GS	CG	SHO	SV	IP	H	R	ER	HR	HB	BB	SO	WP	BK
1999	Yakima	1-6	8.69	16	10	0	0	0	58.0	81	68	56	3	3	46	31	15	0
2000	San Bernardino	7-4	3.15	40	0	0	24	5	68.2	57	33	24	3	5	47	68	6	0
2001	Vero Beach	2-4	3.78	33	5	0	0	8	69.0	58	34	29	4	4	37	71	8	0
	Jacksonville	0-1	3.00	3	1	0	0	0	9.0	6	3	3	0	0	4	5	0	0
Minor League Totals-3 years		10-15	4.93	92	16	0	24	13	204.2	202	138	112	10	12	134	175	29	0

BLANEY, Matthew

Full Name: Matthew J. Blaney

Ht: 5-11 **Wt:** 185 **B/T:** S/R

High School: N/A

Obtained: Signed as a non-drafted free agent on June 15, 2001

Career Notes: **Other** - Son of former longtime Dodger executive Charlie Blaney, who spent 32 years in the organization and retired as Vice President, Minor League Operations following the 1998 season.

Right-handed Pitcher

Born: May 7, 1979 in Vero Beach, FL

Residence: Oxnard, CA

College: Villanova University

Scout: Jerry Weinstein

MATTHEW BLANEY'S CAREER PITCHING RECORD

YEAR	TEAM	W-L	ERA	G	GS	CG	SHO	SV	IP	H	R	ER	HR	HB	BB	SO	WP	BK
2001	GCL Dodgers	1-3	9.56	11	0	0	0	1	16.0	21	17	17	2	8	5	8	2	0
Minor League Totals-1 year		1-3	9.56	11	0	0	0	1	16.0	21	17	17	2	8	5	8	2	0

BLED SOE, Hunter

Full Name: Michael Hunter Bledsoe

Ht: 6-4 **Wt:** 215 **B/T:** R/R

High School: Sullivan South (TN)

Obtained: Signed as a non-drafted free agent on May 25, 1999

Career Notes: **2001** – Combined for a .327 batting mark with Single-A Vero Beach and the Gulf Coast League Dodgers, whom he played four games with on a rehabilitation assignment...selected to play in Florida State League All-Star Game...**2000** – With Vero Beach, finished fourth in the FSL with a .320 batting average...had an 18-game hitting streak from Aug. 9-29, hitting .420 (29-for-69) with 17 RBI during that span...overall in August, batted .377 (40-for-106), hitting in 24 of 26 games...led the team with 75 RBI and finished second with 25 doubles and third with 143 hits...**1999** – Had a pair of nine-game hitting streaks, June 25-July 7 (16-for-36, .444) and July 28-Aug. 19 (12-for-32, .375) for California League champion San Bernardino...batted .364 (16-for-44) in August.

Infielder

Born: Jan. 24, 1976 in Kingsport, TN

Residence: Nashville, TN

College: Vanderbilt University

Scout: Marty Lamb

HUNTER BLED SOE'S CAREER BATTING RECORD

YEAR	TEAM	AVG	G	AB	R	H	2B	3B	HR	RBI	SH	SF	HP	BB	SO	SB	CS	E
1999	San Bernardino	.265	45	166	17	44	10	1	2	13	0	1	2	9	27	3	0	3
2000	Vero Beach	.320	116	447	61	143	25	2	7	75	0	7	6	36	49	17	4	6
2001	Vero Beach	.323	65	232	28	75	8	0	4	25	0	1	2	24	27	5	2	4
	GCL Dodgers	.385	4	13	2	5	1	0	0	1	0	0	0	1	1	1	0	0
Minor League Totals-3 years		.305	230	858	108	267	44	3	13	114	0	9	10	70	95	26	6	13

BRITO, Yunny

Full Name: Yunny A. Brito

Ht: 6-0 **Wt:** 185 **B/T:** R/R

School: N/A

Obtained: Signed as a non-drafted free agent on Feb. 27, 2001

Right-handed Pitcher

Born: Nov. 2, 1983 in Bolivar, Venezuela

Residence: Bolivar, Venezuela

Scout: Camilo Pascual

YUNNY BRITO'S CAREER PITCHING RECORD

YEAR	TEAM	W-L	ERA	G	GS	CG	SHO	SV	IP	H	R	ER	HR	HB	BB	SO	WP	BK
2001	La Pradera	2-1	1.50	14	2	0	0	3	30.0	19	9	5	0	0	2	29	0	0
Minor League Totals-1 year		2-1	1.50	14	2	0	0	3	30.0	19	9	5	0	0	2	29	0	0

BROWN, Andrew

Full Name: Andrew Brown

Ht: 6-6 **Wt:** 230 **B/T:** R/R

High School: N/A

Obtained: Acquired in a trade with Atlanta on Jan. 15, 2002

Career Notes: Traded to Dodgers with Brian Jordan and Odalis Perez for Gary Sheffield...**2001** – Pitched in 14 games for Single-A Jamestown in the New York-Penn League...also appeared in two games at first base...**1999** – Led Gulf Coast League Braves team in games started (11) and strikeouts (57 in 42.1 innings).

Right-handed Pitcher

Born: Feb. 17, 1981 in Chardon, OH

Residence: Delton, FL

Scout: Marco Paddy (Atlanta)

ANDREW BROWN'S CAREER PITCHING RECORD

YEAR	TEAM	W-L	ERA	G	GS	CG	SHO	SV	IP	H	R	ER	HR	HB	BB	SO	WP	BK
1999	GCL Braves	1-1	2.34	11	11	0	0	0	42.1	40	15	11	4	3	16	57	1	4
2000									Injured-Did Not Play									
2001	Jamestown	3-4	3.92	14	12	0	0	0	64.1	50	29	28	5	3	31	59	5	0
Minor League Totals-3 years		4-5	3.29	25	23	0	0	0	106.2	90	44	39	9	6	47	116	6	4

CABRERA, Ruben

Full Name: Ruben Cabrera

Ht: 5-10 **Wt:** 170 **B/T:** R/R

School: Cruz Vitale

Obtained: Signed as a non-drafted free agent on July 4, 2000

Catcher

Born: July 7, 1981 in Carabobo, Venezuela

Residence: Carabobo, Venezuela

Scout: Camilo Pascual

RUBEN CABRERA'S CAREER BATTING RECORD

YEAR	TEAM	AVG	G	AB	R	H	2B	3B	HR	RBI	SH	SF	HP	BB	SO	SB	CS	E
------	------	-----	---	----	---	---	----	----	----	-----	----	----	----	----	----	----	----	---

2002 will be his first professional season

CAMARERO, Rafael

Full Name: Rafael Camarero
Ht: 6-1 **Wt:** 175 **B/T:** R/R
School: N/A
Obtained: Signed as a non-drafted free agent on April 9, 2001

First Baseman

Born: Aug. 22, 1981 in Veracruz, Mexico
Residence: Veracruz, Mexico
Scout: Johnny Almaraz (Cincinnati)

RAFAEL CAMARERO'S CAREER BATTING RECORD

YEAR	TEAM	AVG	G	AB	R	H	2B	3B	HR	RBI	SH	SF	HP	BB	SO	SB	CS	E
1998	DSL Reds	.194	50	160	17	31	6	0	3	16	0	2	0	15	26	2	0	-
1999	GCL Reds	.210	31	81	4	17	2	0	1	10	0	2	0	9	17	1	2	3
2000																		
2001	Santo Domingo	.293	50	181	20	53	10	1	3	39	1	2	3	17	25	2	7	-
Minor League Totals-3 years		.239	131	422	41	101	18	1	7	65	1	6	3	41	68	4	9	3

CANALES, Josh

Full Name: Joshua B. Canales
Ht: 5-11 **Wt:** 175 **B/T:** R/R
High School: N/A
Obtained: Selected in 18th round of 2001 First-Year Player Draft

Infielder

Born: Jan. 15, 1979 in Harbor City, CA
Residence: Carson, CA
College: UCLA
Scout: James Merriweather

Career Notes: **2001** - Started pro career by hitting in six straight games for rookie-level Great Falls, batting .565 (13-for-23) during that stretch...overall in 10 games, hit .500 (15-for-30) to earn promotion to Single-A Wilmington.

JOSH CANALES' CAREER BATTING RECORD

YEAR	TEAM	AVG	G	AB	R	H	2B	3B	HR	RBI	SH	SF	HP	BB	SO	SB	CS	E
2001	Great Falls	.500	9	30	4	15	2	0	0	6	0	0	2	2	3	0	0	2
	Wilmington	.227	52	163	14	37	2	1	1	12	10	1	2	14	28	10	5	9
Minor League Totals-1 year		.269	61	193	18	52	4	1	1	18	10	1	4	16	31	10	5	11

CANO, Robinson

Full Name: Robinson Cano
Ht: 6-1 **Wt:** 160 **B/T:** R/R
School: N/A
Obtained: Signed as a non-drafted free agent on May 2, 2001

Born: Oct. 22, 1983 in San Pedro de Macoris, Dominican Republic
Residence: San Pedro de Macoris, Dominican Republic
Scout: Angel Santana & Pablo Peguero

Shortstop

ROBINSON CANO'S CAREER BATTING RECORD

YEAR	TEAM	AVG	G	AB	R	H	2B	3B	HR	RBI	SH	SF	HP	BB	SO	SB	CS	E
2001	Santo Domingo	.245	70	241	35	59	11	3	0	34	5	1	3	27	31	11	10	-
Minor League Totals-1 year		.245	70	241	35	59	11	3	0	34	5	1	3	27	31	11	10	-

CARACCIOLI, Lance

Full Name: Lance Edward Caraccioli
Ht: 6-4 **Wt:** 190 **B/T:** L/L
High School: Live Oak (LA)
Obtained: Selected in 10th round of 1998 First-Year Player Draft

Left-handed Pitcher

Born: Dec. 14, 1977 in Baton Rouge, LA
Residence: Walker, LA
College: Northeast Louisiana
Scout: Michael Leuzinger

Career Notes: **2001** - Was a combined 10-5 for Single-A Vero Beach and Double-A Southern League co-champion Jacksonville...his eight victories tied for second among Jacksonville pitchers...**2000** - Was second on the staff with 10 victories, including seven straight from April 13-June 2, helping Single-A San Bernardino win its second consecutive California League title...as a starter, was 6-1...in two playoff appearances including one start, had no decisions with a 1.74 ERA (two earned runs in 10.1 innings)...**1999** - Made 26 starts for California League champion San Bernardino...his .241 opponents' batting average ranked fourth among league starters...combined with two pitchers on a three-hit shutout July 2 against Lake Elsinore, allowing just two hits in 8.0 innings...struck out season-high 12 batters in 6.0 innings April 25 against High Desert.

LANCE CARACCIOLI'S CAREER PITCHING RECORD

YEAR	TEAM	W-L	ERA	G	GS	CG	SHO	SV	IP	H	R	ER	HR	HB	BB	SO	WP	BK
1998	Yakima	0-5	5.18	11	7	0	0	0	41.2	43	26	24	7	1	28	44	5	1
1999	San Bernardino	6-7	5.01	28	26	0	0	0	140.0	124	90	78	9	10	126	98	8	1
2000	San Bernardino	10-3	3.92	34	9	0	0	4	105.2	105	56	46	8	6	68	95	4	2
2001	Vero Beach	2-1	1.82	5	5	0	0	0	29.2	23	6	6	2	2	7	22	0	0
	Jacksonville	8-4	4.64	28	18	0	0	1	130.0	139	76	67	7	8	45	87	7	0
Minor League Totals-4 years		26-20	4.45	106	65	0	0	5	447.0	434	254	221	33	27	274	346	24	4

CARDONA, David

Full Name: David Cardona

Ht: 6-0 **Wt:** 175 **B/T:** R/R

School: Collegios Calazans (Puerto Rico)

Obtained: Selected in eighth round of 2001 First-Year Player Draft

Outfielder

Born: Nov. 7, 1982 in San Juan, Puerto Rico

Residence: San Juan, Puerto Rico

Scout: Doug Carpenter

DAVID CARDONA'S CAREER BATTING RECORD

YEAR	TEAM	AVG	G	AB	R	H	2B	3B	HR	RBI	SH	SF	HP	BB	SO	SB	CS	E
2001	GCL Dodgers	.232	47	168	20	39	5	1	0	21	5	0	2	10	42	2	1	3
Minor League Totals-1 year		.232	47	168	20	39	5	1	0	21	5	0	2	10	42	2	1	3

CARTER, Ryan

Full Name: Ryan K. Carter

Ht: 6-2 **Wt:** 175 **B/T:** R/R

High School: Riverdale (FL)

Obtained: Selected in 14th round of 2001 First-Year Player Draft

Outfielder

Born: Jan. 4, 1983 in Fort Myers, FL

Residence: Fort Myers, FL

Scout: Doug Carpenter

RYAN CARTER'S CAREER BATTING RECORD

YEAR	TEAM	AVG	G	AB	R	H	2B	3B	HR	RBI	SH	SF	HP	BB	SO	SB	CS	E
2001	GCL Dodgers	.272	30	92	16	25	3	1	1	10	2	1	9	10	29	4	0	1
Minor League Totals-1 year		.272	30	92	16	25	3	1	1	10	2	1	9	10	29	4	0	1

CARVAJAL, Marcos

Full Name: Marcos Jose Carvajal

Ht: 6-4 **Wt:** 175 **B/T:** R/R

School: Colegio Alianza Ciudad Bolivar

Obtained: Signed as a non-drafted free agent on Sept. 26, 2000

Right-handed Pitcher

Born: Aug. 19, 1984 in Bolivar, Venezuela

Residence: Bolivar, Venezuela

Scout: Camilo Pascual

MARCOS CARVAJAL'S CAREER PITCHING RECORD

YEAR	TEAM	W-L	ERA	G	GS	CG	SHO	SV	IP	H	R	ER	HR	HB	BB	SO	WP	BK	
2002 will be his first professional season																			

CASTILLO, Albenis

Full Name: Albenis Enrique Castillo Gonzalez

Ht: 6-4 **Wt:** 178 **B/T:** R/R

School: Rodolfo Citari

Obtained: Signed as a non-drafted free agent on Sept. 20, 2000

Right-handed Pitcher

Born: Dec. 24, 1983 in Aguadulce, Coclé, Panama

Residence: Aguadulce, Coclé, Panama

Scout: Gustavo Zapata

ALBENIS CASTILLO'S CAREER PITCHING RECORD

YEAR	TEAM	W-L	ERA	G	GS	CG	SHO	SV	IP	H	R	ER	HR	HB	BB	SO	WP	BK	
2002 will be his first professional season																			

CASTILLO, Luis

Full Name: Luis Castillo

Ht: 6-3 **Wt:** 175 **B/T:** R/R

School: N/A

Obtained: Signed as a non-drafted free agent on March 12, 2001

Infielder

Born: Jan. 18, 1984 in San Juan de Los Morros, Venezuela

Residence: Estado Guarico, Venezuela

Scout: Camilo Pascual

LUIS CASTILLO'S CAREER BATTING RECORD

YEAR	TEAM	AVG	G	AB	R	H	2B	3B	HR	RBI	SH	SF	HP	BB	SO	SB	CS	E	
2002 will be his first professional season																			

CASTILLO, Marcos**Full Name:** Marcos Jose Castillo**Ht:** 6-2 **Wt:** 172 **B/T:** R/R**School:** U.E. Colegio Sucre**Obtained:** Signed as a non-drafted free agent on Aug. 26, 1995

Career Notes: **2000** — Led Vero Beach with 91 strikeouts and 141.0 innings pitched and tied for second on staff with seven victories...named Florida State League Pitcher of the Week for April 24-30 after hurling a complete-game, two-hit shutout to beat Ft. Myers on April 26...**1999** — Among Dodger minor league pitchers, finished first in starts (27) and tied for first in victories (14) as a member of California League champion San Bernardino...was the Dodgers' Minor League Pitcher of the Month in April after posting a 2-0 record and 0.72 ERA, allowing just two earned runs in 25 innings...fired only the fourth perfect game in California League history on June 14, blanking Lake Elsinore, 4-0...threw 98 pitches, 67 for strikes, while striking out five...it was the first perfect game in the minor leagues since Aug. 13, 1996 when Rick Helling of Triple-A Oklahoma City defeated Nashville, 4-0.

Right-handed Pitcher**Born:** Feb. 15, 1979 in Rio Caribe, Venezuela**Residence:** Bolivar, Venezuela**Scout:** Camilo Pascual**MARCOS CASTILLO'S CAREER PITCHING RECORD**

YEAR	TEAM	W-L	ERA	G	GS	CG	SHO	SV	IP	H	R	ER	HR	HB	BB	SO	WP	BK
1996	Santo Domingo	1-2	3.27	5	2	0	0	0	11.0	7	4	1	0	0	6	9	1	0
1997	San Joaquin	6-2	2.41	18	0	0	0	0	74.2	67	22	20	0	0	15	67	0	0
1998	Vero Beach	5-15	4.99	25	25	2	0	0	139.0	141	95	77	14	9	47	77	6	3
1999	San Bernardino	14-9	4.10	27	27	1	1	0	167.0	182	90	76	14	8	48	130	6	2
2000	Vero Beach	7-9	3.89	25	22	2	2	0	141.0	150	77	61	18	12	34	91	10	0
2001									Injured-Did Not Play									
Minor League Totals-6 years		33-37	4.02	100	76	5	3	0	532.2	547	288	238	47	29	150	374	23	5

CASTRO, Ivan**Full Name:** Ivan Rosario Castro**Ht:** 6-0 **Wt:** 189 **B/T:** R/R**School:** EST #2**Obtained:** Signed as a non-drafted free agent on Sept. 14, 2000**Outfielder****Born:** Sept. 11, 1982 in Los Mochis, Mexico**Residence:** Sinaloa, Mexico**Scout:** Mike Brito**IVAN CASTRO'S CAREER BATTING RECORD**

YEAR	TEAM	AVG	G	AB	R	H	2B	3B	HR	RBI	SH	SF	HP	BB	SO	SB	CS	E
2001	Santo Domingo	.118	30	85	9	10	0	0	0	4	2	1	1	5	30	4	3	--
Minor League Totals-1 year		.118	30	85	9	10	0	0	0	4	2	1	1	5	30	4	3	--

CEPEDA, Hebert**Full Name:** Hebert Javier Cepeda**Ht:** 5-10 **Wt:** 160 **B/T:** S/R**School:** Colegio Santa Lucia**Obtained:** Signed as a non-drafted free agent on Sept. 24, 2000**Catcher****Born:** Oct. 11, 1983 in Maracaibo, Venezuela**Residence:** Maracaibo, Venezuela**Scout:** Camilo Pascual**HEBERT CEPEDA'S CAREER BATTING RECORD**

YEAR	TEAM	AVG	G	AB	R	H	2B	3B	HR	RBI	SH	SF	HP	BB	SO	SB	CS	E	
		2002 will be his first professional season																	

CERRILLO, Francisco**Full Name:** Francisco Camacho Cerrillo**Ht:** 6-4 **Wt:** 190 **B/T:** R/R**School:** San School**Obtained:** Signed as a non-drafted free agent on May 20, 2000**Right-handed Pitcher****Born:** Oct. 6, 1983 in Mazatlan, Mexico**Residence:** Sinaloa, Mexico**Scout:** Camilo Pascual**FRANCISCO CERRILLO'S CAREER PITCHING RECORD**

YEAR	TEAM	W-L	ERA	G	GS	CG	SHO	SV	IP	H	R	ER	HR	HB	BB	SO	WP	BK
2001	Santo Domingo	3-2	4.75	11	9	0	0	0	36.0	42	36	19	4	1	11	15	2	2
Minor League Totals-1 year		3-2	4.75	11	9	0	0	0	36.0	42	36	19	4	1	11	15	2	2

CLEOFA, Djurving

Full Name: Djurving U. Cleofa

Ht: 6-5 **Wt:** 195 **B/T:** R/R

School: PLT School

Obtained: Signed as a non-drafted free agent on Nov. 11, 2000

Right-handed Pitcher

Born: Sept. 11, 1983 in Curacao, Netherlands Antilles

Residence: Curacao, Netherlands Antilles

Scout: Doug Carpenter

DJURVING CLEOFA'S CAREER PITCHING RECORD

YEAR	TEAM	W-L	ERA	G	GS	CG	SHO	SV	IP	H	R	ER	HR	HB	BB	SO	WP	BK
2001	La Pradera	1-1	10.03	15	0	0	0	1	23.1	33	36	26	0	0	18	14	0	1
Minor League Totals-1 year		1-1	10.03	15	0	0	0	1	23.1	33	36	26	0	0	18	14	0	1

COLLINS, Michael

Full Name: Michael Anthony Collins

Ht: 5-9 **Wt:** 166 **B/T:** R/R

High School: Mountain Pointe (AZ)

Obtained: Signed as a non-drafted free agent on June 11, 1998

Career Notes: **2000** - Played in 103 games (68 at second base, 26 at third, 12 at shortstop and one in left field) for California League champ San Bernardino, earning all-star honorable mention honors...had a 14-game hitting streak from June 26-July 14...**1999** - While at Vero Beach, hit .447 (17-for-38) in 11 games from May 14-24 and .412 (14-for-34) with 10 RBI in 10-game stretch from July 5-16.

Infielder

Born: Jan. 29, 1977 in Phoenix, AZ

Residence: Phoenix, AZ

College: Arizona State University

Scout: Tom Thomas

MICHAEL COLLINS' CAREER BATTING RECORD

YEAR	TEAM	AVG	G	AB	R	H	2B	3B	HR	RBI	SH	SF	HP	BB	SO	SB	CS	E
1998	Great Falls	.308	44	143	23	44	10	3	0	18	10	2	3	13	19	4	2	10
	Yakima	.284	18	67	5	19	2	0	0	2	3	0	1	4	6	2	6	4
1999	Vero Beach	.267	101	356	37	95	10	2	3	31	9	3	1	34	68	8	12	14
	San Antonio	.333	7	12	1	4	0	0	0	1	0	0	5	2	0	1	1	
2000	San Bernardino	.292	103	342	50	100	12	0	0	36	6	8	1	44	45	11	6	13
2001	Vero Beach	.276	74	268	29	74	11	0	2	24	6	2	2	37	26	5	3	8
	Jacksonville	.128	17	39	1	5	0	0	0	3	0	2	0	5	9	2	1	1
Minor League Totals-4 years		.278	364	1227	146	341	45	5	5	114	35	17	8	142	175	32	31	51

CORDOVA, Ricardo

Full Name: Ricardo Cordova

Ht: 5-11 **Wt:** 160 **B/T:** S/R

School: Zamora Quintana

Obtained: Signed as a non-drafted free agent on July 5, 1998

Career Notes: **2000** - Playing for rookie-level Great Falls, batted .359 (14-for-39) in June, including a 4-for-4 performance June 27 vs. Missoula...**1999** - Won the Venezuelan Summer League batting title with a .368 clip for San Joaquin...also led club in RBI (26), slugging percentage (.500) and on-base percentage (.468).

Infielder

Born: July 5, 1981 in Maracay, Venezuela

Residence: Aragua, Venezuela

Scout: Camilo Pascual

RICARDO CORDOVA'S CAREER BATTING RECORD

YEAR	TEAM	AVG	G	AB	R	H	2B	3B	HR	RBI	SH	SF	HP	BB	SO	SB	CS	E
1999	San Joaquin	.368	51	144	22	53	11	1	2	26	2	0	2	25	24	5	10	-
2000	Great Falls	.316	41	133	29	42	3	0	0	14	5	1	1	20	25	9	1	13
2001	Great Falls	.198	34	116	17	23	3	1	0	11	1	3	0	12	22	0	0	16
Minor League Totals-3 years		.300	126	393	68	118	17	2	2	51	8	4	3	57	71	14	11	29

CROSBY, Bubba

Full Name: Richard Stephen Crosby

Ht: 5-11 **Wt:** 185 **B/T:** L/L

High School: Bellaire (TX)

Obtained: Selected in the first round of 1998 First-Year Player Draft

Career Notes: **2001** - Led Southern League co-champion Jacksonville with .302 batting mark...promoted to Triple-A Las Vegas on Aug. 11...returned to Jacksonville for playoffs and during five-game series against Chattanooga, hit .385 (5-for-13) with five walks, three runs scored and four RBI...named to postseason SL all-star team...selected to National League squad for Double-A All-Star Game...also played for Eastern Division team in SL All-Star Game...during June, batted .385 (37-for-96) with 19 runs scored and 13 RBI...June 21 at Tennessee, went 4-for-6 with two homers, three runs scored and four RBI...played all three outfield positions for the Suns, including 71 games in left field...**2000** - While playing for Peoria in the Arizona Fall League, finished with the third-best average among hitters with 100 or more at-bats (.346) and was third in the league with 36 hits...spent majority of the regular season with Vero Beach, ranking second on the club with 27 stolen bases...drove in career-high 53 runs between Vero Beach and San Bernardino...**1999** - Hit .296 in 96 games for California League champion San Bernardino...out of action from June 13-July 23 with a torn ligament in his right knee...had a 13-game hitting streak, batting .478 (22-for-46) with eight RBI during the stretch...**OTHER** - As a junior at Rice University in 1998, earned All-American honors after hitting .394 with 25 home runs and 91 RBI...finished season with school-record 30-game hitting streak...homered in seven straight games at one point...in 1997, tied for first in NCAA with 11 triples...in three-year college career, hit .355 with 59 homers, 42 doubles, 20 triples and 243 RBI in 173 games.

Born: Aug. 11, 1976 in Houston, TX

Residence: Bellaire, TX

College: Rice University

Scout: Bill Barkley

BUBBA CROSBY'S CAREER BATTING RECORD

YEAR	TEAM	AVG	G	AB	R	H	2B	3B	HR	RBI	SH	SF	HP	BB	SO	SB	CS	E
1998	San Bernardino	.216	56	199	25	43	9	2	0	14	4	3	0	17	38	3	5	1
1999	San Bernardino	.296	96	371	53	110	21	3	1	37	4	1	6	42	71	19	8	5
2000	Vero Beach	.266	73	274	50	73	13	8	8	51	3	1	7	31	41	27	10	4
	San Bernardino	.250	3	12	2	3	0	0	0	2	0	0	0	0	4	1	0	0
2001	Jacksonville	.302	107	384	68	116	22	5	6	47	7	7	8	37	60	22	6	3
	Las Vegas	.214	13	42	5	9	2	1	0	5	0	0	0	1	8	1	1	0
Minor League Totals-4 years		.276	348	1282	203	354	67	19	15	156	18	12	21	128	222	73	30	13

CRUCETA, Alberto

Full Name: Francisco Alberto Cruceta

Ht: 6-2 **Wt:** 173 **B/T:** R/R

School: N/A

Obtained: Signed as a non-drafted free agent on May 20, 1999

Right-handed Pitcher

Born: July 4, 1981 in Rancho Viejo, La Vega, Dominican Republic

Residence: La Vega, Dominican Republic

Scouts: Pablo Peguero & Jack Zduriencik

ALBERTO CRUCETA'S CAREER PITCHING RECORD

YEAR	TEAM	W-L	ERA	G	GS	CG	SHO	SV	IP	H	R	ER	HR	HB	BB	SO	WP	BK
1999	Santo Domingo	3-2	7.56	14	1	0	0	0	25.0	33	34	21	4	3	15	21	4	0
2000	Santo Domingo	4-2	3.31	21	6	0	0	3	49.0	33	29	18	1	3	13	43	3	1
2001	Santo Domingo	0-4	1.50	11	9	0	0	0	48.0	35	24	8	1	9	24	47	0	--
Minor League Totals-3 years		7-8	3.47	46	16	0	0	3	122.0	101	87	47	6	15	52	111	7	1

CUEN, David

Full Name: David S. Cuen

Ht: 6-4 **Wt:** 180 **B/T:** L/L

High School: Cibola (AZ)

Obtained: Selected in seventh round of 2001 First-Year Player Draft

Career Notes: **2001** - Made impressive professional debut with the Gulf Coast League Dodgers...ranked third in the league with a 1.42 ERA...led club with 49 strikeouts in 50.2 innings...held opponents to .179 batting average.

Left-handed Pitcher

Born: Aug. 4, 1983 in Yuma, AZ

Residence: Somerton, AZ

Scout: Tom Thomas

DAVID CUEN'S CAREER PITCHING RECORD

YEAR	TEAM	W-L	ERA	G	GS	CG	SHO	SV	IP	H	R	ER	HR	HB	BB	SO	WP	BK
2001	GCL Dodgers	4-0	1.42	13	6	0	0	0	50.2	32	14	8	1	2	17	49	4	1
Minor League Totals-1 year		4-0	1.42	13	6	0	0	0	50.2	32	14	8	1	2	17	49	4	1

DACEY, Ryan

Full Name: Ryan Dacey
Ht: 6-3 **Wt:** 200 **B/T:** R/R
High School: Annapolis (MD)
Obtained: Signed as a non-drafted free agent on June 18, 2000
Career Notes: **2001** – Played all four infield positions for Wilmington...**2000** – Batted .323 to help Single-A Yakima win the Northwest League championship...batted .351 (27-for-77) with 10 RBI in July.

Infielder

Born: May 31, 1978 in Annapolis, MD
Residence: Edgewater, MD
College: George Washington University
Scout: Scott Sharp

RYAN DACEY'S CAREER BATTING RECORD

YEAR	TEAM	AVG	G	AB	R	H	2B	3B	HR	RBI	SH	SF	HP	BB	SO	SB	CS	E
2000	Yakima	.323	55	155	27	50	11	0	1	16	5	1	8	27	32	3	3	10
2001	Wilmington	.253	66	198	22	50	8	0	1	24	2	2	5	32	45	10	7	5
Minor League Totals-2 years		.283	121	353	49	100	19	0	2	40	7	3	13	59	77	13	10	15

DAVIS, Glenn

Full Name: Glenn M. Davis
Ht: 6-1 **Wt:** 200 **B/T:** S/R
High School: Malvern Prep (PA)
Obtained: Selected in first round of 1997 First-Year Player Draft

First Baseman

Born: Nov. 25, 1975 in Chester, PA
Residence: Aston, PA
College: Vanderbilt University
Scout: Carl Loewenstein

Career Notes: **2001** – Tied for first in Southern League with eight triples and ranked fourth in league with 89 RBI...led SL co-champion Jacksonville in home runs (20) and RBI...tied for first among all Dodger minor leaguers in games played with 134...**1999** – Ranked first among San Antonio batters in doubles (33), second in games and at-bats and third in RBI...batted .303 with 13 doubles, a triple, three home runs and 15 RBI in June...had an 11-game hitting streak from June 29-July 10...**1998** – Was leading the Florida State League with 20 home runs when he was promoted to Double-A San Antonio...homered in his first Double-A at-bat...his combined 26 homers ranked second among all Dodger minor leaguers...**OTHER** – In his three-year career at Vanderbilt University, batted .307 with 43 homers and 160 RBI in 154 games...Younger brother Ben is a catcher for the Seattle Mariners.

GLENN DAVIS' CAREER BATTING RECORD

YEAR	TEAM	AVG	G	AB	R	H	2B	3B	HR	RBI	SH	SF	HP	BB	SO	SB	CS	E
1997	San Bernardino	.246	64	228	44	56	16	0	9	36	0	0	2	48	77	7	3	6
1998	Vero Beach	.237	102	376	63	89	14	2	20	63	0	5	2	70	106	13	4	4
	San Antonio	.290	20	69	14	20	2	0	6	15	0	0	0	10	22	2	0	1
1999	San Antonio	.260	134	492	72	128	33	4	10	63	1	2	0	69	130	6	7	11
2000	San Antonio	.207	113	377	54	78	17	6	9	40	2	1	3	58	113	2	0	8
2001	Jacksonville	.243	134	478	62	116	29	8	20	89	0	8	3	67	142	14	5	10
Minor League Totals-5 years		.241	567	2020	309	487	111	20	74	306	3	16	10	320	590	44	19	40

DE AZA, Alejandro

Full Name: Alejandro De Aza
Ht: 6-0 **Wt:** 174 **B/T:** L/L
School: N/A
Obtained: Signed as a non-drafted free agent on May 1, 2001

Outfielder

Born: April 11, 1984 in Guaymote, Dominican Republic
Residence: La Romana, Dominican Republic
Scout: Andres Joseph & Pablo Peguero

ALEJANDRO DE AZA'S CAREER BATTING RECORD

YEAR	TEAM	AVG	G	AB	R	H	2B	3B	HR	RBI	SH	SF	HP	BB	SO	SB	CS	E
2001	Santo Domingo	.303	68	244	47	74	16	7	3	37	5	1	8	35	27	7	9	--
Minor League Totals-1 year		.303	68	244	47	74	16	7	3	37	5	1	8	35	27	7	9	--

DE LA CRUZ, Hamlet

Full Name: Hamlet De La Cruz
Ht: 6-2 **Wt:** 175 **B/T:** R/R
School: N/A
Obtained: Signed as a non-drafted free agent on Nov. 12, 2001

Right-handed Pitcher

Born: Nov. 16, 1984 in San Pedro de Macoris, Dominican Republic
Residence: San Pedro de Macoris, Dominican Republic
Scout: Pablo Peguero

HAMLET DE LA CRUZ'S CAREER PITCHING RECORD

YEAR	TEAM	W-L	ERA	G	GS	CG	SHO	SV	IP	H	R	ER	HR	HB	BB	SO	WP	BK
2002 will be his first professional season																		

DE LA CRUZ, Julian

Full Name: Julian De La Cruz
Ht: 5-11 **Wt:** 170 **B/T:** R/R
School: N/A
Obtained: Signed as a non-drafted free agent on Dec. 17, 2001

Right-handed Pitcher

Born: July 23, 1984 in La Victoria, Dominican Republic
Residence: La Victoria, Dominican Republic
Scout: Pablo Peguero

JULIAN DE LA CRUZ'S CAREER PITCHING RECORD

YEAR	TEAM	W-L	ERA	G	GS	CG	SHO	SV	IP	H	R	ER	HR	HB	BB	SO	WP	BK
------	------	-----	-----	---	----	----	-----	----	----	---	---	----	----	----	----	----	----	----

2002 will be his first professional season

DE LA CRUZ, Melky

Full Name: Melky De La Cruz
Ht: 6-3 **Wt:** 190 **B/T:** R/R
School: N/A
Obtained: Signed as a non-drafted free agent on Oct. 3, 2001

Right-handed Pitcher

Born: April 15, 1985 in Santo Domingo, Dominican Republic
Residence: Villa Mella, Dominican Republic
Scout: Pablo Peguero

MELKY DE LA CRUZ'S CAREER PITCHING RECORD

YEAR	TEAM	W-L	ERA	G	GS	CG	SHO	SV	IP	H	R	ER	HR	HB	BB	SO	WP	BK
------	------	-----	-----	---	----	----	-----	----	----	---	---	----	----	----	----	----	----	----

2002 will be his first professional season

DE LOS SANTOS, Deiby

Full Name: Deiby De Los Santos
Ht: 5-11 **Wt:** 160 **B/T:** L/L
School: La Estancia
Obtained: Signed as a non-drafted free agent on Nov. 19, 2001

Outfielder

Born: Feb. 14, 1984 in Azua, Dominican Republic
Residence: Azua, Dominican Republic
Scout: Pablo Peguero

DEIBY DE LOS SANTOS' CAREER BATTING RECORD

YEAR	TEAM	AVG	G	AB	R	H	2B	3B	HR	RBI	SH	SF	HP	BB	SO	SB	CS	E
------	------	-----	---	----	---	---	----	----	----	-----	----	----	----	----	----	----	----	---

2002 will be his first professional season

DE LOS SANTOS, Omar

Full Name: Omar De Los Santos
Ht: 6-0 **Wt:** 162 **B/T:** R/R
School: Liceo Jose Joaquin Perez
Obtained: Signed as a non-drafted free agent on Nov. 16, 1998

Infielder

Born: Aug. 13, 1981 in San Pedro de Macoris, Dominican Republic
Residence: San Pedro de Macoris, Dominican Republic
Scouts: Pablo Peguero & Rafael Gonzalez

OMAR DE LOS SANTOS' CAREER BATTING RECORD

YEAR	TEAM	AVG	G	AB	R	H	2B	3B	HR	RBI	SH	SF	HP	BB	SO	SB	CS	E
1999	La Romana	.270	69	230	34	62	11	0	3	27	5	3	2	32	46	5	5	34
2000	Santo Domingo	.268	60	205	38	55	9	1	3	26	2	3	3	41	43	7	5	23
2001	Great Falls	.186	37	102	13	19	1	0	1	7	2	1	1	5	32	2	1	11
Minor League Totals-3 years		.253	166	537	85	136	21	1	7	60	9	7	6	78	121	14	11	68

DETIENNE, Dave

Full Name: David J. Detienne
Ht: 6-3 **Wt:** 190 **B/T:** R/R
High School: Auburn Drive (Nova Scotia)
Obtained: Selected in the 25th round of 1997 First-Year Player Draft

Born: Aug. 16, 1979 in Halifax, Nova Scotia, Canada
Residence: Nova Scotia, Canada
College: Indian River Community College
Scouts: C. Pelletier & J. Stoeckel

Career Notes: **2001** - Was successful in 25 of 29 stolen base attempts (86 percent) for Wilmington...played all four infield positions...**2000** - Ranked second on Great Falls team with 18 stolen bases, six homers, 10 doubles and 90 total bases...went 5-for-7 with two RBI July 29 at Butte...during July, batted .322 (29-for-90) with 13 RBI.

DAVE DETIENNE'S CAREER BATTING RECORD

YEAR	TEAM	AVG	G	AB	R	H	2B	3B	HR	RBI	SH	SF	HP	BB	SO	SB	CS	E
1998	Yakima	.193	32	88	10	17	3	0	0	6	2	1	0	7	22	6	3	12
	Great Falls	.221	21	68	9	15	3	0	0	9	2	1	0	6	21	7	1	8
1999	Great Falls	.216	47	153	22	33	3	0	1	16	2	2	5	11	34	9	5	11
2000	Great Falls	.241	64	241	41	58	10	2	6	34	2	2	4	22	60	18	5	24
2001	Wilmington	.264	83	280	36	74	10	3	1	13	4	0	4	14	63	25	4	13
Minor League Totals-4 years		.237	247	830	118	197	29	5	8	78	12	6	13	60	200	65	18	68

DEVEY, Phil

Full Name: Philip Alexandre Devey

Ht: 6-0 **Wt:** 170 **B/T:** L/L

High School: Laurentian Regional

Obtained: Selected in the fifth round of 1999 First-Year Player Draft **Scouts:** C. Pelletier & J. Stoeckel

Career Notes: **2001** – The Canadian native tied for second on the Southern League co-champion Jacksonville club with eight wins...between Vero Beach and Jacksonville, averaged just 1.6 walks per nine innings as he issued just 21 free passes in 119.1 innings while striking out 82...following the season, pitched for Team Canada in World Cup tournament in Taiwan...**2000** – Finished third in the California League with 172.1 innings pitched for league champion San Bernardino...**1999** – Was first among Yakima pitchers in strikeouts (56) and tied for second in victories (5)...was named Northwest League Pitcher of the Week from Aug. 16-22 after allowing just one run on seven hits in a complete-game victory over Eugene...it was the club's lone complete game of the season.

Left-handed Pitcher

Born: May 31, 1977 in St. Jerome, PQ, Canada

Residence: Lachute, PQ, Canada

College: Southwest Louisiana University

PHIL DEVEY'S CAREER PITCHING RECORD

YEAR	TEAM	W-L	ERA	G	GS	CG	SHO	SV	IP	H	R	ER	HR	HB	BB	SO	WP	BK
1999	Yakima	5-4	3.91	13	13	1	0	0	78.1	70	43	34	6	9	27	56	6	1
2000	San Bernardino	6-11	3.76	29	24	1	0	0	172.1	179	86	72	13	13	54	112	3	1
2001	Vero Beach	0-0	2.57	3	0	0	0	1	7.0	8	2	2	1	0	0	6	0	0
	Jacksonville	8-2	3.77	24	17	0	0	1	112.1	121	56	47	12	8	21	76	4	2
Minor League Totals-3 years		11-15	3.77	69	54	2	0	2	370.0	377	187	155	32	30	102	250	13	4

DIAZ, Jose

Full Name: Jose R. Diaz

Ht: 6-4 **Wt:** 230 **B/T:** R/R

School: N/A

Obtained: Signed as a non-drafted free agent on May 14, 2001

Career Notes: **2001** – Pitching for the Santo Domingo Dodgers of the Dominican Summer League, topped all Dodger short-season minor leaguers in wins (8) and games pitched (28)...led club with five saves.

Right-handed Pitcher

Born: Feb. 27, 1984 in La Romana, Dominican Republic

Residence: La Romana, Dominican Republic

Scouts: Andres Joseph & Pablo Peguero

JOSE DIAZ'S CAREER PITCHING RECORD

YEAR	TEAM	W-L	ERA	G	GS	CG	SHO	SV	IP	H	R	ER	HR	HB	BB	SO	WP	BK
2001	Santo Domingo	8-3	3.66	28	0	0	0	5	32.0	28	15	13	2	2	24	32	7	2
Minor League Totals-1 year		8-3	3.66	28	0	0	0	5	32.0	28	15	13	2	2	24	32	7	2

DIAZ, Victor

Full Name: Victor Diaz III

Ht: 6-0 **Wt:** 200 **B/T:** R/R

High School: N/A

Obtained: Selected in 37th round of 2000 First-Year Draft

College: Grayson Community College (TX)

Career Notes: Named by *Baseball America* as the seventh-best prospect in the Gulf Coast League...**2001** – The second baseman had a huge first professional season as he won the GCL batting crown with a .354 clip...also topped the league in hits (69), doubles (22), extra-base hits (27) and slugging percentage (.533) and was fourth in on-base percentage (.414)...his batting mark led all Dodger short-season minor leaguers.

Infielder

Born: Dec. 10, 1981 in Santo Domingo, Dominican Republic

Residence: Chicago, IL

Scouts: M. Leuzinger & B. Szymkowski

VICTOR DIAZ'S CAREER BATTING RECORD

YEAR	TEAM	AVG	G	AB	R	H	2B	3B	HR	RBI	SH	SF	HP	BB	SO	SB	CS	E
2001	GCL Dodgers	.354	53	195	36	69	22	2	3	31	1	3	6	16	23	6	3	12
Minor League Totals-1 year		.354	53	195	36	69	22	2	3	31	1	3	6	16	23	6	3	12

DIGGINS, Ben**Full Name:** Benjamin H. Diggins**Ht:** 6-7 **Wt:** 230 **B/T:** R/R**High School:** Bradshaw Mountain (Dewey, AZ)**Obtained:** Selected in the first round of 2000 First-Year Player Draft

Career Notes: Enters 2002 season ranked as the Dodgers' fourth-best prospect by *Baseball America*...**2001** — Made professional debut at Single-A Wilmington, coming on strong in the second half...was 5-0 with a 1.57 ERA over his last eight starts...honored as the Dodger organization's Pitcher of the Month for August, when he was 4-0 with a 1.81 ERA in six starts...Aug. 6 vs. Charleston (SC), pitched seven innings of a combined no-hitter with Nial Hughes, striking out 10...was 4-2 with a 2.72 ERA in 10 home starts...limited right-handed hitters to a .183 average (39-for-213)...pitched for league champion Phoenix in the Arizona Fall League after the season...**OTHER** — Rated by *Baseball America* as the ninth-best pitching prospect and 16th-best prospect overall heading into the 2000 First-Year Player Draft...was Dodgers' No. 1 pick and 17th overall...originally drafted out of high school by the St. Louis Cardinals as a supplemental first round pick in June 1998, but chose to enroll in college at Arizona.

Right-handed Pitcher**Born:** June 13, 1978 in Leota, KS**Residence:** Tucson, AZ**College:** University of Arizona**Scout:** Tom Thomas**BEN DIGGINS' CAREER PITCHING RECORD**

YEAR	TEAM	W-L	ERA	G	GS	CG	SHO	SV	IP	H	R	ER	HR	HB	BB	SO	WP	BK
2001	Wilmington	7-6	3.58	21	21	0	0	0	105.2	88	49	42	5	3	48	79	10	0
Minor League Totals - 1 Year		7-6	3.58	21	21	0	0	0	105.2	88	49	42	5	3	48	79	10	0

DUMESNIL, Bryan**Full Name:** Bryan Dumesnil**Ht:** 6-3 **Wt:** 210 **B/T:** R/L**School:** Wellington Sr. Sec**Obtained:** Signed as a non-drafted free agent on Nov. 15, 2001**Born:** Sept. 19, 1983 in Nanamo, British Columbia, Canada**Residence:** Nanamo, British Columbia, Canada**Scout:** James Chapman**Left-handed Pitcher****BRYAN DUMESNIL'S CAREER PITCHING RECORD**

YEAR	TEAM	W-L	ERA	G	GS	CG	SHO	SV	IP	H	R	ER	HR	HB	BB	SO	WP	BK	
2002 will be his first professional season																			

DUNNING, Justin**Full Name:** Justin Blake Dunning**Ht:** 6-3 **Wt:** 210 **B/T:** R/R**High School:** N/A**Obtained:** Selected in 2001 Rule V Draft from New York Mets

Career Notes: Originally drafted (12th round) and signed by Seattle in 1998...Traded to Mets on Sept. 14, 1999.

Right-handed Pitcher**Born:** Feb. 16, 1977 in Dallas, TX**Residence:** Tustin, CA**College:** Stanford University**Scout:** Larry Harper (Seattle)**JUSTIN DUNNING'S CAREER PITCHING RECORD**

YEAR	TEAM	W-L	ERA	G	GS	CG	SHO	SV	IP	H	R	ER	HR	HB	BB	SO	WP	BK
1998	Everett	1-3	6.60	13	9	0	0	0	46.1	53	40	34	4	5	30	46	10	0
1999	Wisconsin	4-4	5.61	25	8	0	0	2	69.0	79	50	43	8	8	36	76	17	0
2000	Columbia	5-11	6.08	28	26	0	0	0	120.0	114	91	81	8	17	71	128	31	0
2001	St. Lucie	5-4	3.43	39	0	0	0	1	65.2	46	31	25	4	7	62	64	8	0
Minor League Totals-4 years		15-22	5.47	105	43	0	0	3	301.0	292	212	183	24	37	199	314	66	0

DUPLISSEA, Bill**Full Name:** William Joseph Duplissea**Ht:** 6-0 **Wt:** 200 **B/T:** R/R**High School:** Junipero Serra (CA)**Obtained:** Signed as a non-drafted free agent on July 31, 1999**Born:** Sept. 27, 1977 in San Carlos, CA**Residence:** San Carlos, CA**College:** University of California, Santa Barbara**Scout:** Joe Ferrone**Catcher****BILL DUPLISSEA'S CAREER BATTING RECORD**

YEAR	TEAM	AVG	G	AB	R	H	2B	3B	HR	RBI	SH	SF	HP	BB	SO	SB	CS	E
1999	Yakima	.152	13	33	5	5	2	0	1	4	0	1	3	5	7	2	1	1
2000	Great Falls	.154	5	13	1	2	0	0	0	1	0	1	0	2	3	0	0	1
	San Bernardino	.222	7	9	1	2	0	0	0	1	0	0	0	2	4	1	0	0
	Albuquerque	.263	9	19	3	5	2	0	1	4	0	0	1	0	8	0	0	0
	Vero Beach	.143	3	7	1	1	1	0	0	0	0	0	0	2	1	0	0	1
2001	Jacksonville	.150	17	40	1	6	2	0	0	4	1	0	3	5	14	0	0	1
	Vero Beach	.187	39	107	8	20	4	2	0	6	3	0	7	11	37	1	0	2
Minor League Totals-3 years		.182	93	228	20	41	11	2	2	20	4	2	14	27	74	4	1	6

ENCARNACION, Alfredo

Full Name: Alfredo Encarnacion

Ht: 6-0 **Wt:** 163 **B/T:** R/R

School: Padre Billini

Obtained: Signed as a non-drafted free agent on April 29, 2001

Right-handed Pitcher

Born: Nov. 18, 1983 in Comendador, Dominican Republic

Residence: Santo Domingo, Dominican Republic

Scouts: Ezequiel Sepulveda & Pablo Peguero

ALFREDO ENCARNACION'S CAREER PITCHING RECORD

YEAR	TEAM	W-L	ERA	G	GS	CG	SHO	SV	IP	H	R	ER	HR	HB	BB	SO	WP	BK
2001	Santo Domingo	2-2	3.19	20	0	0	0	1	31.0	33	18	11	2	0	18	25	1	1
Minor League Totals-1 year		2-2	3.19	20	0	0	0	1	31.0	33	18	11	2	0	18	25	1	1

ESCALERA, Jose

Full Name: Jose Escalera

Ht: 6-3 **Wt:** 230 **B/T:** R/R

School: Carlos Lopez (Puerto Rico)

Obtained: Selected in seventh round of 1999 First-Year Player Draft

Outfielder

Born: Oct. 21, 1981 in Rio Piedras, Puerto Rico

Residence: Loiza, Puerto Rico

Scout: Edwin Correa

JOSE ESCALERA'S CAREER BATTING RECORD

YEAR	TEAM	AVG	G	AB	R	H	2B	3B	HR	RBI	SH	SF	HP	BB	SO	SB	CS	E
1999	Great Falls	.254	32	114	14	29	4	0	2	10	2	0	0	6	20	1	2	3
2000	Great Falls	.262	55	221	29	58	6	5	3	43	1	4	5	12	25	7	5	5
2001	Wilmington	.147	8	34	4	5	0	0	0	5	0	1	0	7	0	0	0	0
	Great Falls	.167	9	42	4	7	0	0	0	2	0	1	0	3	5	0	0	0
Minor League Totals-3 years		.260	104	411	51	99	10	5	5	60	3	6	5	21	57	8	7	8

ESCOBEDO, Edgar

Full Name: Edgar Ernesto Escobedo

Ht: 6-4 **Wt:** 174 **B/T:** R/R

School: Preparatoria Iberoamericana

Obtained: Signed as a non-drafted free agent on Jan. 18, 2000

Career Notes: **2001** - During June, was 3-1 with a 1.77 ERA in eight games for the Gulf Coast League Dodgers.

Right-handed Pitcher

Born: Feb. 6, 1983 in Tijuana, Mexico

Residence: Tijuana, Mexico

Scout: Mike Brito

EDGAR ESCOBEDO'S CAREER PITCHING RECORD

YEAR	TEAM	W-L	ERA	G	GS	CG	SHO	SV	IP	H	R	ER	HR	HB	BB	SO	WP	BK
2000									Injured-Did Not Play									
2001	GCL Dodgers	4-1	1.66	17	4	0	0	0	43.1	42	9	8	1	3	9	24	3	0
Minor League Totals - 2 Years		4-1	1.66	17	4	0	0	0	43.1	42	9	8	1	3	9	24	3	0

ESPINO, Juan

Full Name: Juan Carlos Espino

Ht: 6-4 **Wt:** 165 **B/T:** R/R

School: Colegio Unidos Lili

Obtained: Signed as a non-drafted free agent on Jan. 31, 2000

Right-handed Pitcher

Born: Sept. 20, 1982 in Santo Domingo, Dominican Republic

Residence: Santo Domingo, Dominican Republic

Scout: Felix Feliz

JUAN ESPINO'S CAREER PITCHING RECORD

YEAR	TEAM	W-L	ERA	G	GS	CG	SHO	SV	IP	H	R	ER	HR	HB	BB	SO	WP	BK
2000	Santo Domingo	2-1	6.94	15	1	0	0	0	23.1	29	20	18	3	4	20	19	1	0
2001	Santo Domingo	3-1	2.56	17	0	0	0	1	38.2	32	17	11	1	2	16	38	4	-
Minor League Totals-2 years		5-2	4.21	32	1	0	0	1	62.0	61	37	29	4	6	36	57	5	0

EZI, Travis

Full Name: Travis Wosu Ezi

Ht: 6-0 **Wt:** 175 **B/T:** R/R

High School: Southwestern (MD)

Obtained: Selected in 12th round of 2000 First-Year Player Draft

Career Notes: **2001** - Led Gulf Coast League Eastern Division champion Dodgers in triples (4) and stolen bases (15 in 16 attempts).

Outfielder

Born: Sept. 5, 1981 in Baltimore, MD

Residence: Baltimore, MD

Scout: Scott Sharp

TRAVIS EZI'S CAREER BATTING RECORD

YEAR	TEAM	AVG	G	AB	R	H	2B	3B	HR	RBI	SH	SF	HP	BB	SO	SB	CS	E
2001	GCL Dodgers	.231	58	238	33	55	10	4	2	24	6	0	4	17	90	15	1	3
Minor League Totals-1 year		.231	58	238	33	55	10	4	2	24	6	0	4	17	90	15	1	3

FAHEY, Patrick

Full Name: Patrick M. Fahey
Ht: 5-9 **Wt:** 180 **B/T:** R/R
High School: N/A
Obtained: Signed as a non-drafted free agent on June 11, 2001

Catcher

Born: Aug. 23, 1979 in Oak Lawn, IL
Residence: Chicago, IL
College: St. Xavier (IL) College
Scout: Bob Szymkowski

PATRICK FAHEY'S CAREER BATTING RECORD

YEAR	TEAM	AVG	G	AB	R	H	2B	3B	HR	RBI	SH	SF	HP	BB	SO	SB	CS	E
2001	GCL Dodgers	.176	8	17	3	3	0	0	0	2	2	2	1	3	4	0	0	0
Minor League Totals-1 year		.176	8	17	3	3	0	0	0	2	2	2	1	3	4	0	0	0

FELICIANO, Jesus

Full Name: Jesus Feliciano
Ht: 5-11 **Wt:** 150 **B/T:** L/L
School: Discipulos de Cristo (Puerto Rico)
Obtained: Selected in 36th round of 1997 First-Year Player Draft

Outfielder

Born: June 6, 1979 in Bayamon, Puerto Rico
Residence: Bayamon, Puerto Rico
Scout: Camilo Pascual

Career Notes: **2001** - As Single-A Vero Beach's starting center fielder, compiled a 1.000 fielding percentage, handling 284 chances without an error...led club with 22 stolen bases...made an appearance as a pitcher, hurling 2.1 innings, allowing a run and striking out two, during Vero Beach's May 5, 19-inning victory at Sarasota...after the season, played for Santurce in the Puerto Rican Winter League and hit .309 (30-for-97)...**2000** - Playing for California League champion San Bernardino, ranked second on team with 31 stolen bases...batted .335 (70-for-209) at home...**1998** - Led Single-A Yakima in hits (92), runs scored (47) and stolen bases (34)...was first among Northwest League outfielders in putouts (191) and double plays (3).

JESUS FELICIANO'S CAREER BATTING RECORD

YEAR	TEAM	AVG	G	AB	R	H	2B	3B	HR	RBI	SH	SF	HP	BB	SO	SB	CS	E
1998	Yakima	.305	73	302	47	92	7	1	0	26	2	4	3	32	37	34	10	5
1999	Vero Beach	.254	98	370	44	94	13	0	0	21	2	2	4	29	38	20	10	4
2000	San Bernardino	.289	114	405	56	117	13	3	0	43	8	3	1	32	41	31	12	1
2001	Vero Beach	.262	116	401	48	105	11	3	3	29	4	2	4	31	35	22	10	0
Minor League Totals-4 years		.276	401	1478	195	408	44	7	3	119	16	11	12	124	151	107	42	10

FISCHER, Mike

Full Name: Michael Patrick Fischer
Ht: 6-4 **Wt:** 200 **B/T:** R/R
High School: Crestline (OH)
Obtained: Selected in second round of 1998 First-Year Player Draft

Right-handed Pitcher

Born: Dec. 10, 1976 in Crestline, OH
Residence: Crestline, OH
College: University of South Alabama
Scout: Willie Powell

Career Notes: **2001** - Helped Single-A Vero Beach win first-half division championship...was 1-0 with two saves and a 1.59 ERA in 26 relief outings before being promoted to Double-A Jacksonville...**2000** - Had a 2-2 record and 3.97 ERA, including a 2.37 ERA at home, for California League champion San Bernardino.

MIKE FISCHER'S CAREER PITCHING RECORD

YEAR	TEAM	W-L	ERA	G	GS	CG	SHO	SV	IP	H	R	ER	HR	HB	BB	SO	WP	BK
1998	San Bernardino	1-3	4.56	12	12	0	0	0	51.1	67	35	26	6	1	15	38	2	3
1999	San Bernardino	1-0	4.91	3	3	0	0	0	11.0	13	6	6	1	0	4	7	1	0
2000	San Bernardino	2-2	3.97	11	10	0	0	0	45.1	53	24	20	4	2	17	33	3	0
2001	Vero Beach	1-0	1.59	26	0	0	0	2	45.1	31	8	8	2	0	0	44	10	0
	Jacksonville	1-0	5.14	12	4	0	0	0	28.0	30	18	16	7	4	8	28	1	0
Minor League Totals-4 years		6-5	4.35	64	29	0	0	2	481.0	184	91	76	80	7	44	150	17	3

PLAYER DEVELOPMENT

GALLO, Ismael

Full Name: Ismael Salgado Gallo

Ht: 5-11 **Wt:** 165 **B/T:** L/R

High School: Ontario (CA)

Obtained: Selected in 20th round of 1996 First-Year Player Draft

Career Notes: **2000** – Playing for Single-A Vero Beach, batted .339, the second highest average in club history...his average was first among all Dodger full-season minor leaguers and ranked second in the Florida State League...also led club with 68 RBI and 32 doubles...had a 14-game hitting streak from June 21-July 10...batted .397 (46-for-116) during August and September...topped FSL second basemen with a .976 fielding percentage...**1999** – Led California League champion San Bernardino in sacrifice hits (12) and his .314 batting average ranked fifth among all minor-league shortstops.

Born: Jan. 14, 1977 in Hermosillo, Sonora, Mexico

Residence: Ontario, CA

College: Mt. San Antonio College (CA)

Scout: Bud Pritchard

Infielder

ISMAEL GALLO'S CAREER BATTING RECORD

YEAR	TEAM	AVG	G	AB	R	H	2B	3B	HR	RBI	SH	SF	HP	BB	SO	SB	CS	E
1997	Great Falls	.251	61	199	31	50	9	5	1	34	3	2	0	16	14	4	3	15
1998	San Bernardino	.298	68	235	23	70	10	2	0	21	1	2	5	17	23	7	3	21
1999	San Bernardino	.314	104	338	66	106	15	3	2	42	12	4	7	40	30	3	1	8
2000	Vero Beach	.339	113	425	55	144	32	3	0	68	3	5	3	31	25	6	2	12
2001	Vero Beach	.253	64	237	26	60	9	3	2	22	7	3	0	24	15	2	1	7
	GCL Dodgers	.167	4	6	2	1	0	0	0	0	0	0	1	1	1	1	0	0
Minor League Totals-5 years		.299	414	1440	203	431	75	16	5	187	26	16	16	129	108	23	10	63

GARCIA, Inocencio

Full Name: Inocencio Garcia

Ht: 6-3 **Wt:** 188 **B/T:** L/L

School: Hector Garcia Godoy

Obtained: Signed as a non-drafted free agent on May 25, 2001

Born: May 18, 1984 in La Vega, Dominican Republic

Residence: La Vega, Dominican Republic

Scouts: Ramon Perez & Pablo Peguero

Left-handed Pitcher

INOCENCIO GARCIA'S CAREER PITCHING RECORD

YEAR	TEAM	W-L	ERA	G	GS	CG	SHO	SV	IP	H	R	ER	HR	HB	BB	SO	WP	BK
2001	Santo Domingo	0-1	18.90	7	1	0	0	0	6.2	1	19	14	0	3	21	11	3	1
Minor League Totals-1 year		0-1	18.90	7	1	0	0	0	6.2	1	19	14	0	3	21	11	3	1

GARCIA, Javier

Full Name: Javier A. Garcia

Ht: 6-5 **Wt:** 175 **B/T:** R/R

School: N/A

Obtained: Signed as a non-drafted free agent on Sept. 22, 2000

Born: Jan. 5, 1984 in San Casimiro, Aragua, Venezuela

Residence: San Casimiro, Aragua, Venezuela

Scout: Camilo Pascual

Right-handed Pitcher

JAVIER GARCIA'S CAREER PITCHING RECORD

YEAR	TEAM	W-L	ERA	G	GS	CG	SHO	SV	IP	H	R	ER	HR	HB	BB	SO	WP	BK
2001	La Pradera	1-7	3.08	13	9	0	0	0	52.2	63	28	18	0	0	8	36	0	0
Minor League Totals-1 year		0-1	3.08	13	9	0	0	0	52.2	63	28	18	0	0	8	36	0	0

GARCIA, Jose

Full Name: Jose Rafael Garcia

Ht: 6-5 **Wt:** 175 **B/T:** R/R

School: Hogar Escuela Domingo Savio

Obtained: Signed as a non-drafted free agent on Aug. 24, 1996

Career Notes: Ranked by *Baseball America* as the eighth-best prospect in the Pioneer League...**2001** – Playing for rookie-level Great Falls, was named to Pioneer League all-star team...led circuit with 23 doubles...was first among Dodger short-season minor leaguers in games played (74), at-bats (306), hits (89), total bases (144) and doubles (tied)...also led Graet Falls in home runs (8) and RBI (50)...in June, hit .371 (23-for-62) with 14 RBI.

Born: Aug. 22 1980 in Santo Domingo, Dominican Republic

Residence: Santo Domingo, Dominican Republic

Scouts: Ralph Avila, Pablo Peguero & Felix Feliz

Outfielder

JOSE GARCIA'S CAREER BATTING RECORD

YEAR	TEAM	AVG	G	AB	R	H	2B	3B	HR	RBI	SH	SF	HP	BB	SO	SB	CS	E
1997	Santo Domingo	.295	29	54	10	16	0	0	2	8	2	1	0	6	11	3	5	-
1998	Santo Domingo	.294	61	204	39	60	11	1	2	31	3	1	4	18	29	15	4	-
1999	La Romana	.287	65	251	46	72	13	3	0	43	5	2	5	26	41	12	8	5
2000	Great Falls	.211	6	19	2	4	0	0	0	3	0	0	2	1	4	2	1	0
2001	Great Falls	.291	74	306	46	89	23	4	8	50	0	0	5	13	49	15	9	11
Minor League Totals-5 years		.289	135	834	143	241	47	8	12	135	10	4	16	64	134	47	27	16

GATTI, William

Full Name: William P. Gatti, Jr.
Ht: 6-2 **Wt:** 220 **B/T:** R/R
High School: N/A
Obtained: Signed as a non-drafted free agent on June 6, 2001

Outfielder

Born: July 20, 1977 in Louisville, KY
Residence: Louisville, KY
College: University of Louisville
Scout: Martin Lamb

WILLIAM GATTI'S CAREER BATTING RECORD

YEAR	TEAM	AVG	G	AB	R	H	2B	3B	HR	RBI	SH	SF	HP	BB	SO	SB	CS	E
2001	GCL Dodgers	.161	11	31	5	5	0	0	0	1	0	0	2	3	8	0	0	1
	Wilmington	.217	6	23	3	5	1	0	1	3	0	1	1	1	10	1	0	1
Minor League Totals-1 year		.185	17	54	8	10	1	0	1	4	0	1	3	4	18	1	0	2

GIL, Rotsen

Full Name: Rotsen Jesus Gil
Ht: 5-10 **Wt:** 195 **B/T:** S/R
School: Luisa Caceres
Obtained: Signed as a non-drafted free agent on Nov. 2, 2000

Catcher

Born: March 2, 1984 in Anzoategui, Venezuela
Residence: Anzoategui, Venezuela
Scout: Camilo Pascual

ROTSSEN GIL'S CAREER BATTING RECORD

YEAR	TEAM	AVG	G	AB	R	H	2B	3B	HR	RBI	SH	SF	HP	BB	SO	SB	CS	E	
2002 will be his first professional season																			

GILLITZER, Scott

Full Name: Scott A. Gillitzer
Ht: 6-1 **Wt:** 180 **B/T:** L/R
High School: N/A
Obtained: Selected in 22nd round of 2001 First-Year Player Draft
Career Notes: 2001 - Drove in 23 runs in August for rookie-level Great Falls.

Infielder

Born: June 11, 1979 in Prairie du Chien, WI
Residence: Prairie du Chien, WI
College: University of Wisconsin, Milwaukee
Scout: Bob Szymkowski

SCOTT GILLITZER'S CAREER BATTING RECORD

YEAR	TEAM	AVG	G	AB	R	H	2B	3B	HR	RBI	SH	SF	HP	BB	SO	SB	CS	E
2001	Great Falls	.261	66	253	34	66	11	0	1	41	3	3	4	21	23	10	1	17
Minor League Totals-1 year		.261	66	253	34	66	11	0	1	41	3	3	4	21	23	10	1	17

GOLINDANO, Jesus

Full Name: Jesus Enrique Golindano
Ht: 5-11 **Wt:** 165 **B/T:** S/R
School: N/A
Obtained: Signed as a non-drafted free agent on Sept. 9, 2000

Infielder

Born: Jan. 13, 1984 in Cumana, Sucre, Venezuela
Residence: Maturin, Monagas, Venezuela
Scout: Camilo Pascual

JESUS GOLINDANO'S CAREER BATTING RECORD

YEAR	TEAM	AVG	G	AB	R	H	2B	3B	HR	RBI	SH	SF	HP	BB	SO	SB	CS	E	
2002 will be his first professional season																			

GOMES, Tony

Full Name: Tony Gomes
Ht: 6-0 **Wt:** 190 **B/T:** R/R
High School: Lodi (CA)
Obtained: Selected in 22nd round of 1998 First-Year Player Draft

Right-handed Pitcher

Born: Sept. 10, 1977 in Lodi, CA
Residence: Galt, CA
College: San Joaquin Delta College
Scout: Bob Szymkowski

TONY GOMES' CAREER PITCHING RECORD

YEAR	TEAM	W-L	ERA	G	GS	CG	SHO	SV	IP	H	R	ER	HR	HB	BB	SO	WP	BK
1998	Yakima	2-8	4.09	16	11	0	0	1	72.2	76	53	33	6	4	34	52	11	2
1999	Vero Beach	4-5	6.28	37	0	0	0	2	61.2	67	45	43	7	2	32	70	5	1
2000	Injured- Did Not Play																	
2001	Vero Beach	1-1	2.31	11	0	0	0	4	23.1	13	6	6	0	2	11	26	2	0
	Jacksonville	1-1	2.86	17	0	0	0	2	28.1	30	13	9	1	0	15	31	1	1
Minor League Totals-4 years		6-13	4.40	81	11	0	0	9	186.0	186	117	91	14	8	92	179	19	4

GONZALEZ, Alfredo

Full Name: Alfredo Gonzalez
Ht: 5-11 **Wt:** 165 **B/T:** S/R
School: N/A

Obtained: Signed as a non-drafted free agent on Sept. 18, 1997

Career Notes: 2000 – Tied for team lead with eight wins for league champion Santo Domingo.

Right-handed Pitcher

Born: Sept. 17, 1979 in Nagua, Dominican Republic

Residence: Nagua, Dominican Republic

Scouts: Pablo Peguero & Ramon Perez

ALFREDO GONZALEZ'S CAREER PITCHING RECORD

YEAR	TEAM	W-L	ERA	G	GS	CG	SHO	SV	IP	H	R	ER	HR	HB	BB	SO	WP	BK
1998	Santo Domingo	3-0	2.92	15	2	1	0	0	37.0	37	21	12	0	0	15	30	2	2
1999	Santo Domingo	4-6	3.95	13	13	1	0	0	73.0	71	41	32	0	10	26	73	12	3
2000	Santo Domingo	8-1	2.32	12	11	0	0	0	73.2	67	24	19	3	7	12	89	4	0
2001	Great Falls	3-4	3.56	11	8	0	0	0	48.0	43	26	19	1	5	12	56	4	0
	Wilmington	1-0	3.00	2	1	0	0	0	9.0	10	4	3	0	0	3	12	1	0
Minor League Totals-4 years		19-11	3.18	53	35	2	0	0	240.2	228	116	85	4	22	68	260	23	5

GONZALEZ, Juan

Full Name: Juan Gonzalez
Ht: 5-9 **Wt:** 165 **B/T:** R/R
School: Univ. Metropolitan

Obtained: Signed as a non-drafted free agent on June 11, 2001

Infielder

Born: Aug. 21, 1982 in San Juan, Puerto Rico

Residence: Carolina, Puerto Rico

Scouts: Doug Carpenter & Joel Ronda

JUAN GONZALEZ'S CAREER BATTING RECORD

YEAR	TEAM	AVG	G	AB	R	H	2B	3B	HR	RBI	SH	SF	HP	BB	SO	SB	CS	E
2001	Santo Domingo	.269	26	67	9	18	0	0	0	7	3	2	0	3	8	3	0	1
Minor League Totals - 1 Year		.269	26	67	9	18	0	0	0	7	3	2	0	3	8	3	0	1

GONZALEZ, Luis

Full Name: Luis Gonzalez
Ht: 6-0 **Wt:** 190 **B/T:** L/L
School: Florida Air Academy

Obtained: Selected in 11th round of 2001 First-Year Player Draft

Left-handed Pitcher

Born: Feb. 27, 1983 in Santurce, Puerto Rico

Residence: Carolina, Puerto Rico

Scout: Doug Carpenter

LUIS GONZALEZ'S CAREER PITCHING RECORD

YEAR	TEAM	W-L	ERA	G	GS	CG	SHO	SV	IP	H	R	ER	HR	HB	BB	SO	WP	BK
2001	GCL Dodgers	4-2	3.55	13	2	0	0	0	25.1	25	15	10	0	1	14	25	2	0
Minor League Totals-1 year		4-2	3.55	13	2	0	0	0	25.1	25	15	10	0	1	14	25	2	0

GONZALEZ, Rodolfo

Full Name: Rodolfo Gonzalez
Ht: 6-1 **Wt:** 188 **B/T:** R/R
School: Preparatoria #5

Obtained: Signed as a non-drafted free agent on Nov. 14, 2000

Right-handed Pitcher

Born: July 6, 1981 in Tuxpan, Mexico

Residence: Tuxpan, Mexico

Scout: Mike Brito

RODOLFO GONZALEZ'S CAREER PITCHING RECORD

YEAR	TEAM	W-L	ERA	G	GS	CG	SHO	SV	IP	H	R	ER	HR	HB	BB	SO	WP	BK
2001	Santo Domingo	1-1	2.80	18	8	0	0	4	61.0	59	32	19	3	2	28	53	14	1
Minor League Totals-1 year		1-1	2.80	18	8	0	0	4	61.0	59	32	19	3	2	28	53	14	1

GUERRERO, Hector**Outfielder****Full Name:** Hector Guerrero **Born:** Dec. 22, 1981 in San Pedro de Macoris, Dominican Republic**Ht:** 6-0 **Wt:** 170 **B/T:** L/L **Residence:** San Pedro de Macoris, Dominican Republic**School:** Liceo Ceasr Nicolás Penson **Scouts:** Pablo Peguero & Eleodoro Arias**Obtained:** Signed as a non-drafted free agent on July 7, 1998**Career Notes:** **2000** – Finished second in the Dominican Summer League in slugging percentage (.606) and third in RBI (60) and triples (11) for the Santo Domingo Dodgers...his .342 average was eighth best in the league...promoted to Great Falls on Aug. 26 and hit .313 (10-for-32) in eight games...led all Dodger short-season minor leaguers in hits (89), doubles (19), triples (12) and RBI (65).**HECTOR GUERRERO'S CAREER BATTING RECORD**

YEAR	TEAM	AVG	G	AB	R	H	2B	3B	HR	RBI	SH	SF	HP	BB	SO	SB	CS	E
1999	La Romana	.286	62	234	32	67	14	4	3	38	5	0	10	12	46	5	9	8
2000	Santo Domingo	.342	60	231	43	79	15	11	8	60	0	7	2	26	39	4	1	5
	Great Falls	.313	8	32	3	10	4	1	0	5	0	1	0	1	9	0	0	2
2001	Vero Beach	.257	39	148	16	38	11	1	0	10	1	0	1	4	35	2	3	2
	Great Falls	.210	31	124	18	26	5	2	3	12	1	0	2	6	15	6	2	1
Minor League Totals-3 years		.286	200	769	112	220	49	19	14	125	7	8	15	49	144	17	15	18

GUTIERREZ, Franklin**Outfielder****Full Name:** Franklin R. Gutierrez **Born:** Feb. 21, 1983 in Caricua, Venezuela**Ht:** 6-2 **Wt:** 175 **B/T:** R/R **Residence:** Caracas, Venezuela**School:** N/A **Scout:** Camilo Pascual**Obtained:** Signed as a non-drafted free agent on Nov. 18, 2000**Career Notes:** Ranked second in the Gulf Coast League in both doubles (16) and runs scored (a team-leading 38).**FRANKLIN GUTIERREZ'S CAREER BATTING RECORD**

YEAR	TEAM	AVG	G	AB	R	H	2B	3B	HR	RBI	SH	SF	HP	BB	SO	SB	CS	E
2001	GCL Dodgers	.269	56	234	38	63	16	0	4	30	2	2	4	16	39	9	3	2
Minor League Totals-1 year		.269	56	234	38	63	16	0	4	30	2	2	4	16	39	9	3	2

GUZMAN, Joel**Shortstop****Full Name:** Irvin Joel Guzman **Born:** Nov. 24, 1984 in Quisqueya, Dominican Republic**Ht:** 6-4 **Wt:** 198 **B/T:** R/R **Residence:** San Pedro de Macoris, Dominican Republic**School:** Liceo Ugenio Maria **Scout:** Pablo Peguero**Obtained:** Signed as a non-drafted free agent on July 2, 2001**JOEL GUZMAN'S CAREER BATTING RECORD**

YEAR	TEAM	AVG	G	AB	R	H	2B	3B	HR	RBI	SH	SF	HP	BB	SO	SB	CS	E
2002 will be his first professional season																		

HADDEN, Randy**Right-handed Pitcher****Full Name:** Randolph Scott Hadden **Born:** Nov. 1, 1977 in Jacksonville, FL**Ht:** 6-2 **Wt:** 191 **B/T:** R/R **Residence:** Jacksonville, FL**High School:** Englewood (FL) **College:** University of South Carolina**Obtained:** Selected in 14th round of 1999 First Year Player Draft **Scout:** Lon Joyce**Career Notes:** **2001** – Was Vero Beach club leader in games pitched (34)...**2000** – Led Vero Beach with nine victories...as a reliever, was 7-1 with a 3.38 ERA and one save...had a 1.45 ERA (three earned runs in 18.2 innings) in June...**1999** – Finished third in the Northwest League in innings pitched (86.2)...led Yakima with six wins.**RANDY HADDEN'S CAREER PITCHING RECORD**

YEAR	TEAM	W-L	ERA	G	GS	CG	SHO	SV	IP	H	R	ER	HR	HB	BB	SO	WP	BK
1999	Yakima	6-5	4.78	16	11	0	0	1	86.2	94	51	46	7	3	25	53	6	1
2000	Vero Beach	9-3	4.42	36	5	0	0	1	95.2	113	52	47	12	6	29	52	4	2
2001	Vero Beach	4-4	5.10	34	1	0	0	2	67.0	75	44	38	9	7	29	58	4	0
Minor League Totals-3 years		19-12	4.73	86	17	0	0	4	249.1	282	147	131	28	16	83	163	14	3

HANRAHAN, Joel

Full Name: Joel Ryan Hanrahan

Ht: 6-2 **Wt:** 191 **B/T:** R/R

High School: Norwalk (IA)

Obtained: Selected in second round of 2000 First-Year Player Draft

Career Notes: Ranked by *Baseball America* as ninth-best prospect in the Dodger organization...**2001**

– Led Wilmington staff in innings pitched (144.0), tied for first in starts (26) and tied for second in strikeouts (116).

Right-handed Pitcher

Born: Oct. 6, 1981 in Des Moines, IA

Residence: Norwalk, IA

Scout: Mitch Webster

JOEL HANRAHAN'S CAREER PITCHING RECORD

YEAR	TEAM	W-L	ERA	G	GS	CG	SHO	SV	IP	H	R	ER	HR	HB	BB	SO	WP	BK
2000	Great Falls	3-1	4.75	12	11	0	0	0	55.0	49	32	29	4	5	23	40	4	0
2001	Wilmington	9-11	3.38	27	26	0	0	0	144.0	136	71	54	13	11	55	116	8	1
Minor League Totals-2 years		12-12	3.75	39	37	0	0	0	199.0	185	103	83	17	16	78	156	12	1

HARRELL, Tim

Full Name: Timothy Allen Harrell

Ht: 6-4 **Wt:** 215 **B/T:** R/R

High School: Pinelands (NC)

Obtained: Selected in 14th round of 1999 First-Year Player Draft

Career Notes: **2001** – Ranked second on Jacksonville club with 47 appearances, collecting five wins and five saves...after the season, pitched for league champion Phoenix in Arizona Fall League and was 2-1 with a 2.88 ERA in 11 games...**1999** – Was second on club with 44 games pitched for California League champion San Bernardino.

Right-handed Pitcher

Born: Oct. 31, 1975 in Mowbray, South Africa

Residence: Weaverville, NC

College: Liberty University (VA)

Scout: Lon Joyce

TIM HARRELL'S CAREER PITCHING RECORD

YEAR	TEAM	W-L	ERA	G	GS	CG	SHO	SV	IP	H	R	ER	HR	HB	BB	SO	WP	BK
1998	Yakima	5-3	3.88	13	6	0	0	0	53.1	53	30	23	4	4	24	50	4	1
1999	San Bernardino	5-2	4.82	44	0	0	0	2	74.2	78	40	40	10	0	36	78	13	0
2000	Vero Beach	7-7	5.00	30	18	1	1	2	117.0	121	77	65	9	3	44	89	8	1
2001	Vero Beach	0-0	0.00	2	0	0	0	0	4.0	1	0	0	0	0	1	3	0	0
	Jacksonville	5-4	3.00	47	1	0	0	5	81.0	70	32	27	11	3	29	71	4	0
Minor League Totals-4 years		22-16	4.28	134	25	1	1	9	326.0	322	179	155	34	10	133	288	29	2

HERNANDEZ, Michel

Full Name: Michel Severino Hernandez

Ht: 6-2 **Wt:** 175 **B/T:** R/R

School: Miguel Angel Jimenez-Santiago

Obtained: Signed as a non-drafted free agent on Jan. 17, 1999

Right-handed Pitcher

Born: March 30, 1982 in Santo Domingo, DR

Residence: Santo Domingo, Dominican Republic

Scout: Pablo Peguero

MICHEL HERNANDEZ'S CAREER PITCHING RECORD

YEAR	TEAM	W-L	ERA	G	GS	CG	SHO	SV	IP	H	R	ER	HR	HB	BB	SO	WP	BK	
2002 will be his first professional season																			

HERNANDEZ, Miguel

Full Name: Miguel Hernandez **Born:** March 19, 1983 in San Pedro de Macoris, Dominican Republic

Ht: 6-2 **Wt:** 225 **B/T:** R/R

Residence: San Pedro de Macoris, Dominican Republic

School: Dr. Martin Luther King

Obtained: Signed as a non-drafted free agent on May 5, 2001

First Baseman

Scout: Pablo Peguero

MIGUEL HERNANDEZ'S CAREER BATTING RECORD

YEAR	TEAM	AVG	G	AB	R	H	2B	3B	HR	RBI	SH	SF	HP	BB	SO	SB	CS	E
2001	Santo Domingo	.271	57	199	30	54	7	2	7	48	1	0	15	23	44	12	6	--
Minor League Totals-1 year		.271	57	199	30	54	7	2	7	48	1	0	15	23	44	12	6	--

PLAYER DEVELOPMENT

HERNANDEZ, Pedro**Full Name:** Pedro Antonio Hernandez**Ht:** 5-11 **Wt:** 168 **B/T:** R/R**School:** Rodolfo Chiari**Obtained:** Signed as a non-drafted free agent on April 25, 2000**Career Notes:** **2001** - Appeared in 19 games, all as a pinch-runner for Santo Domingo, while recovering from an injury...scored nine runs and stole four bases in five attempts.**Outfielder****Born:** Jan. 20, 1982 in Agua Dulce, Cocle, Panama**Residence:** Agua Dulce, Cocle, Panama**Scout:** Pablo Peguero**PEDRO HERNANDEZ' CAREER BATTING RECORD**

YEAR	TEAM	AVG	G	AB	R	H	2B	3B	HR	RBI	SH	SF	HP	BB	SO	SB	CS	E
2000	La Pradera	.241	16	29	9	7	2	0	2	6	1	1	1	5	10	4	1	--
2001	Santo Domingo	.000	19	0	9	0	0	0	0	0	0	1	0	0	0	4	1	--
Minor League Totals-2 years		.241	35	29	18	7	2	0	2	6	1	2	1	5	10	8	2	--

PEDRO HERNANDEZ' CAREER PITCHING RECORD

YEAR	TEAM	W-L	ERA	G	GS	CG	SHO	SV	IP	H	R	ER	HR	HB	BB	SO	WP	BK
2000	La Pradera	1-0	4.91	6	0	0	0	0	7.1	5	6	4	0	4	6	6	4	0
2001									Injured-Did Not Pitch									
Minor League Totals-2 years		1-0	4.91	6	0	0	0	0	7.1	5	6	4	0	4	6	6	4	0

HERRERA, Christian**Full Name:** Christian Herrera**Ht:** 5-11 **Wt:** 169 **B/T:** R/R**School:** Jose T. Vela Solas**Obtained:** Signed as a non-drafted free agent on April 9, 2001**Career Notes:** **2001** - Played 46 games at shortstop and batted .320 for the Eastern Division division champion Dodgers to rank fifth in the Gulf Coast League...during August, batted .431 (28-for-65).**Infielder****Born:** April 9, 1982 in Aguascalientes, Mexico**Residence:** Aguascalientes, Mexico**Scout:** Mike Brito**CHRISTIAN HERRERA'S CAREER BATTING RECORD**

YEAR	TEAM	AVG	G	AB	R	H	2B	3B	HR	RBI	SH	SF	HP	BB	SO	SB	CS	E
2001	GCL Dodgers	.320	46	153	24	49	3	0	0	20	6	3	4	12	23	9	2	9
Minor League Totals-1 year		.320	46	153	24	49	3	0	0	20	6	3	4	12	23	9	2	9

HICKMAN, Jason**Full Name:** Jason Evan Hickman**Ht:** 6-2 **Wt:** 205 **B/T:** L/L**High School:** Terre Haute South (IN)**Obtained:** Selected in eighth round of 2000 First-Year Player Draft**Career Notes:** **2000** - Pitching for rookie-level Great Falls, struck out 15 batters Sept. 2 vs. Helena, joining teammates Aron Andrews (2) and Edgar Lizarraga (2) for a team total of 19 strikeouts in the game.**Left-handed Pitcher****Born:** July 11, 1978 in Terre Haute, IN**Residence:** Terre Haute, IN**College:** Ball State University**Scout:** Marty Lamb**JASON HICKMAN'S CAREER PITCHING RECORD**

YEAR	TEAM	W-L	ERA	G	GS	CG	SHO	SV	IP	H	R	ER	HR	HB	BB	SO	WP	BK
2000	Great Falls	3-3	4.88	12	9	0	0	0	55.1	65	32	30	6	3	25	52	5	1
2001	Great Falls	1-2	4.91	17	2	0	0	2	40.1	45	29	22	3	5	29	31	8	0
Minor League Totals-2 years		4-5	4.89	29	11	0	0	2	95.2	110	61	52	9	8	54	83	13	1

HILL, Koyie**Full Name:** Koyie Dolan Hill**Ht:** 6-0 **Wt:** 190 **B/T:** S/R**High School:** Eisenhower (Lawton, OK)**Obtained:** Selected in fourth round of 2000 First Year Player Draft**Career Notes:** Ranked by *Baseball America* as the 11th-best prospect in the Dodger organization...**2001** - Led all Dodger minor leaguers with 150 hits for Single-A Wilmington...also topped club with .301 batting average and 79 RBI...selected to South Atlantic League midseason and postseason all-star teams...during April, batted .340 (32-for-94)...in May, hit .360 (36-for-100) with 17 RBI...in August, batted .346 (37-for-107) with 18 RBI...had 41 multi-hit games, including 11 three-hit contests, and also stole 21 bases...**2001** - Playing for Northwest League champion Yakima, hit .339 (38-for-112) with 18 RBI in July, including a 10-game hitting streak from July 7-18...hit .333 with a homer in the play-offs...**OTHER** - In his three-year career at Wichita State University, compiled a .355 batting mark with 186 RBI...as a junior in 2000, tied for Missouri Valley Conference batting title with .391 clip.**Catcher****Born:** March 9, 1979 in Tulsa, OK**Residence:** Lawton, OK**College:** Wichita State University**Scout:** Mitch Webster

KOYIE HILL'S CAREER BATTING RECORD

YEAR	TEAM	AVG	G	AB	R	H	2B	3B	HR	RBI	SH	SF	HP	BB	SO	SB	CS	E
2000	Yakima	.259	64	251	26	65	13	1	2	29	5	2	0	25	47	0	7	8
2001	Wilmington	.301	134	498	65	150	20	2	8	79	2	6	7	49	82	21	12	18
Minor League Totals-2 years		.287	198	749	91	215	33	3	10	108	7	8	7	74	129	21	19	26

HOSFORD, Clinton

Full Name: Clinton Davis Hosford

Ht: 6-2 **Wt:** 185 **B/T:** R/R

School: Carson Graham (BC)

Obtained: Selected in 40th round of 1998 First-Year Player Draft

Career Notes: **2001** - Led Great Falls in victories (6) and strikeouts (69)...topped all Dodger short-season minor leaguers with 79.1 innings pitched...during August, was 3-1 with a 2.48 ERA...named Pioneer League Pitcher of the Week for Aug. 27-Sept. 2 after going 2-0 with a 0.69 ERA and 15 strikeouts in 13 innings...following the season, pitched for Canada in the World Cup Tournament in Taiwan.

Right-handed Pitcher

Born: Aug. 8, 1980 in Vancouver, British Columbia, Canada

Residence: Vancouver, British Columbia, Canada

Scout: James Chapman

CLINTON HOSFORD'S CAREER PITCHING RECORD

YEAR	TEAM	W-L	ERA	G	GS	CG	SHO	SV	IP	H	R	ER	HR	HB	BB	SO	WP	BK
1999	Great Falls	1-0	6.11	10	0	0	0	1	17.2	18	13	12	2	0	11	12	5	1
2000	Great Falls	2-7	4.35	17	5	0	0	0	68.1	76	50	33	5	7	25	56	7	0
2001	Great Falls	6-3	2.50	15	12	0	0	0	79.1	72	28	22	3	4	16	69	3	1
Minor League Totals-3 years		9-10	3.65	42	17	0	0	1	165.1	166	91	67	10	11	52	137	15	2

HUSTED, Brent

Full Name: Brent Major Husted

Ht: 6-3 **Wt:** 198 **B/T:** R/R

High School: Santa Teresa (CA)

Obtained: Selected in 14th round of 1997 First-Year Player Draft

Career Notes: **2001** - Led San Antonio with 52 appearances...**1999** - Was third in Florida State League with 27 saves for Single-A Vero Beach...during a 10-game stretch from April 30-May 20, posted nine saves and a victory.

Right-handed Pitcher

Born: March 30, 1976 in San Jose, CA

Residence: Reno, NV

College: University of Nevada, Reno

Scout: Marty Lamb

BRENT HUSTED'S CAREER PITCHING RECORD

YEAR	TEAM	W-L	ERA	G	GS	CG	SHO	SV	IP	H	R	ER	HR	HB	BB	SO	WP	BK
1997	Yakima	1-5	6.98	10	6	0	0	0	29.2	45	32	23	0	1	11	22	2	0
1998	San Bernardino	3-6	3.60	49	0	0	0	1	85.0	77	41	34	6	2	24	68	6	0
1999	Vero Beach	2-4	4.17	47	0	0	0	27	54.0	42	30	25	9	1	17	41	2	0
2000	San Antonio	4-9	4.09	52	0	0	0	3	70.1	64	37	32	7	4	22	48	0	0
2001	Jacksonville	3-3	5.50	23	0	0	0	1	37.2	52	25	23	6	3	13	21	1	0
	Las Vegas	0-0	3.86	13	0	0	0	0	18.2	25	9	8	1	2	6	11	2	0
Minor League Totals-5 years		13-27	4.42	194	6	0	0	32	295.1	305	174	145	29	13	93	211	13	0

JACKSON, Edwin

Full Name: Edwin Jackson, Jr.

Ht: 6-3 **Wt:** 190 **B/T:** R/R

High School: Shaw (GA)

Obtained: Selected in sixth round of 2001 First-Year Player Draft

Career Notes: **2001** - Pitched in 12 games for the Gulf Coast League Eastern Division champion Dodgers, going 2-1 with a 2.45 ERA...also served as designated hitter for eight games...batted .308 (8-for-26) with a home run.

Right-handed Pitcher

Born: Sept. 9, 1983 in Neu-Ulm, Germany

Residence: Columbus, GA

Scout: Lon Joyce

EDWIN JACKSON'S CAREER PITCHING RECORD

YEAR	TEAM	W-L	ERA	G	GS	CG	SHO	SV	IP	H	R	ER	HR	HB	BB	SO	WP	BK
2001	GCL Dodgers	2-1	2.45	12	2	0	0	0	22.0	14	12	6	1	3	19	23	2	0
Minor League Totals-1 year		2-1	2.45	12	2	0	0	0	22.0	14	12	6	1	3	19	23	2	0

EDWIN JACKSON'S CAREER BATTING RECORD

YEAR	TEAM	AVG	G	AB	R	H	2B	3B	HR	RBI	SH	SF	HP	BB	SO	SB	CS	E
2001	GCL Dodgers	.308	20	26	5	8	0	0	1	2	0	0	0	3	6	0	0	1
Minor League Totals-1 year		.308	20	26	5	8	0	0	1	2	0	0	0	3	6	0	0	1

JACOBO, Dioscar

Full Name: Dioscar Antonio Jacobo

Ht: 5-11 **Wt:** 160 **B/T:** R/R

School: N/A

Obtained: Signed as a non-drafted free agent on May 20, 1999

Outfielder

Born: Dec. 25, 1980 in Santa Cruz De El Seibo, DR

Residence: La Romana, Dominican Republic

Scouts: Pablo Peguero & Jack Zduriencik

DIOSCAR JACOBO'S CAREER BATTING RECORD

YEAR	TEAM	AVG	G	AB	R	H	2B	3B	HR	RBI	SH	SF	HP	BB	SO	SB	CS	E
1999	La Romana	.256	68	246	36	63	8	3	7	49	3	5	6	15	55	14	3	8
2000	Santo Domingo	.261	42	119	13	31	9	0	1	16	2	1	3	16	26	7	0	5
2001	Santo Domingo	.230	70	243	38	56	11	2	8	41	6	3	5	28	62	11	3	4
Minor League Totals-3 years		.247	180	608	87	150	28	5	16	106	11	9	14	59	143	32	6	17

JOHANSEN, Ryan

Full Name: Ryan M. Johansen

Ht: 6-0 **Wt:** 180 **B/T:** R/R

High School: N/A

Obtained: Selected in 32nd round of 2000 First-Year Player Draft

Career Notes: 2001 - Led Gulf Coast League Dodgers with six victories and ranked second on club with 21 games pitched...struck out 39 batters while walking just six in 37 innings.

Right-handed Pitcher

Born: June 19, 1980 in Millinocket, ME

Residence: Jensen Beach, FL

College: Indian River (FL) Community College

Scouts: Bill Pleis & Doug Carpenter

RYAN JOHANSEN'S CAREER PITCHING RECORD

YEAR	TEAM	W-L	ERA	G	GS	CG	SHO	SV	IP	H	R	ER	HR	HB	BB	SO	WP	BK
2001	GCL Dodgers	6-2	2.43	21	0	0	0	2	37.0	26	10	10	2	2	6	39	2	1
Minor League Totals-1 year		6-2	2.43	21	0	0	0	2	37.0	26	10	10	2	2	6	39	2	1

JOHNSON, Jerry

Full Name: Jerry Michael Johnson

Ht: 6-3 **Wt:** 180 **B/T:** S/R

High School: N/A

Obtained: Selected in 17th round of 2001 First-Year Player Draft

Outfielder

Born: Aug. 28, 1978 in Little Rock, AR

Residence: Sherwood, AR

College: University of Arkansas, Little Rock

Scout: Mike Leuzinger

JERRY JOHNSON'S CAREER BATTING RECORD

YEAR	TEAM	AVG	G	AB	R	H	2B	3B	HR	RBI	SH	SF	HP	BB	SO	SB	CS	E
2001	Great Falls	.247	45	154	32	38	3	3	0	13	1	0	2	31	32	14	4	1
Minor League Totals-1 year		.247	45	154	32	38	3	3	0	13	1	0	2	31	32	14	4	1

KAMAR, Emil

Full Name: Emil Kamar

Ht: 6-2 **Wt:** 185 **B/T:** R/R

School: N/A

Obtained: Signed as a non-drafted free agent on May 1, 1997

Career Notes: 1997 - Was 5-0 with two saves for La Romana, which won Dominican Summer League title.

Right-handed Pitcher

Born: Sept. 23, 1978 in Guaymas Sonora, Mexico

Residence: Empalme Sonora, Mexico

Scout: Mike Brito

EMIL KAMAR'S CAREER PITCHING RECORD

YEAR	TEAM	W-L	ERA	G	GS	CG	SHO	SV	IP	H	R	ER	HR	HB	BB	SO	WP	BK
1996	Santo Domingo	1-1	2.79	5	0	0	0	1	9.2	5	3	3	0	0	4	0	0	
1997	La Romana	5-0	2.18	14	0	0	0	2	33.0	17	12	8	0	0	16	34	1	0
1998	Santo Domingo	3-1	2.20	21	0	0	0	3	41.0	28	14	10	0	2	12	49	2	0
1999	Cancun	5-4	4.77	19	9	2	1	1	60.1	61	33	32	4	4	37	21	5	0
2000	Monclova	0-5	11.16	14	11	0	0	0	40.1	67	50	50	8	5	31	27	5	0
	Torreón	2-2	9.43	7	7	0	0	0	27.2	42	32	29	4	4	17	19	2	0
2001	Monclova	9-5	3.44	18	16	3	2	0	102.0	97	45	39	10	8	36	34	10	0
Minor League Totals-6 years		25-18	4.90	98	43	5	3	7	314.0	317	189	171	26	23	153	188	25	0

KAUFFMAN, Matt

Full Name: Matthew Kauffman
Ht: 6-2 **Wt:** 190 **B/T:** L/L
High School: N/A
Obtained: Selected in 13th round of 2001 First-Year Player Draft

Left-handed Pitcher

Born: Oct. 8, 1978 in San Francisco, CA
Residence: San Francisco, CA
College: San Jose State University
Scout: Mark Sheehy

MATT KAUFFMAN'S CAREER PITCHING RECORD

YEAR	TEAM	W-L	ERA	G	GS	CG	SHO	SV	IP	H	R	ER	HR	HB	BB	SO	WP	BK
2001	Great Falls	0-0	8.59	10	0	0	0	0	14.2	21	20	14	3	0	14	13	4	0
Minor League Totals-1 year		0-0	8.59	10	0	0	0	0	14.2	21	20	14	3	0	14	13	4	0

KEIRSTEAD, Michael

Full Name: Michael Ryan Keirstead
Ht: 6-0 **Wt:** 180 **B/T:** R/R
High School: St. Malachys (Canada)
Obtained: Selected in 28th round of 1999 First-Year Player Draft
Career Notes: **2001** - Recorded five saves and struck out 52 batters in 34.2 innings for rookie-level Great Falls...after the season, pitched for Team Canada in the World Cup Tournament in Taiwan...**2000** - Had a 2.45 ERA (6 ER, 22.0 IP) at home and a 1.47 ERA (3 ER, 18.1 IP) in August for Great Falls.

Right-handed Pitcher

Born: Jan. 26, 1981 in St. John, New Brunswick, Canada
Residence: Musquash, New Brunswick, Canada
College: Eastern Oklahoma State Junior College
Scouts: Mike Leuzinger & J. Chapman

MICHAEL KEIRSTEAD'S CAREER PITCHING RECORD

YEAR	TEAM	W-L	ERA	G	GS	CG	SHO	SV	IP	H	R	ER	HR	HB	BB	SO	WP	BK
2000	Great Falls	4-3	4.81	18	7	0	0	0	58.0	68	38	31	3	4	23	36	2	0
2001	Wilmington	0-1	4.82	7	1	0	0	0	9.1	9	7	5	0	0	5	12	1	0
	Great Falls	1-1	2.34	25	4	0	0	5	34.2	35	14	9	1	2	12	52	5	1
Minor League Totals-2 years		5-5	3.97	50	12	0	0	5	102.0	112	59	45	4	6	40	100	8	1

KELLNER, Ryan

Full Name: Ryan Taylor Kellner
Ht: 6-2 **Wt:** 205 **B/T:** R/R
High School: Freedom (NC)
Obtained: Selected in 46th round of 1997 First-Year Player Draft
Career Notes: **2001** - Represented Vero Beach in the Florida State League All-Star Game...in season opener April 5 at Brevard County, went 4-for-5 with a double and two RBI...promoted to Double-A Jacksonville in late June and hit .318 (27-for-86) for the Suns in July...returned to Vero Beach for final month of season...**2000** - Batted .328 (19-for-58) in May and .310 (18-for-58) in June for Vero Beach.

Catcher

Born: Dec. 9, 1977 in August, GA
Residence: Morganton, NC
College: Spartanburg Methodist
Scout: Lon Joyce

RYAN KELLNER'S CAREER BATTING RECORD

YEAR	TEAM	AVG	G	AB	R	H	2B	3B	HR	RBI	SH	SF	HP	BB	SO	SB	CS	E
1998	Yakima	.273	19	55	6	15	1	1	1	5	0	0	2	1	22	0	0	5
1999	Vero Beach	.207	54	179	21	37	1	1	2	14	3	0	2	10	51	1	1	5
2000	Vero Beach	.262	62	221	23	58	13	0	3	24	1	4	3	18	44	0	4	14
	San Antonio	.091	15	44	4	4	0	0	0	1	0	0	0	4	14	0	0	1
2001	Vero Beach	.208	66	235	15	49	8	1	4	21	2	1	6	17	52	0	2	10
	Jacksonville	.297	25	91	5	27	4	0	1	9	1	0	0	3	20	0	0	2
Minor League Totals-4 years		.230	241	826	74	190	27	3	11	74	7	5	13	53	203	1	7	37

KENNEDY, Casey

Full Name: Casey Joseph Kennedy
Ht: 6-1 **Wt:** 195 **B/T:** R/R
High School: Spanish River (FL)
Obtained: Selected in 18th round of 2000 First-Year Player Draft

Right-handed Pitcher

Born: Oct. 29, 1978 in Ft. Lauderdale, FL
Residence: Boca Raton, FL
College: University of Central Florida
Scout: Doug Carpenter

CASEY KENNEDY'S CAREER PITCHING RECORD

YEAR	TEAM	W-L	ERA	G	GS	CG	SHO	SV	IP	H	R	ER	HR	HB	BB	SO	WP	BK
2000	Yakima	6-4	3.24	13	13	0	0	0	72.1	73	33	26	3	2	10	69	2	1
2001	Injured-Did Not Play																	
Minor League Totals-2 years		6-4	3.24	13	13	0	0	0	72.1	73	33	26	3	2	10	69	2	1

KING, Brennan

Full Name: Brennan Lee King
Ht: 6-3 **Wt:** 180 **B/T:** R/R
School: Oakland (TN)

Infielder
Born: Jan. 20, 1981 in Murfreesboro, TN
Residence: Murfreesboro, TN
Scout: Marty Lamb

Obtained: Selected in the second round of the 1999 First-Year Player Draft

Career Notes: **2001** – The third baseman opened season with a 14-game hitting streak for Vero Beach, batting .393 (22-for-56) with eight RBI during the stretch... **1999** – Led Great Falls in doubles (13)...batted .311 (33-for-106) with eight doubles and eight RBI in July...registered 21 multi-hit games...collected four hits Aug. 2 vs. Medicine Hat...rated as Dodgers' No. 8 prospect and minor leaguer with best infield arm by *Baseball America*.

BRENNAN KING'S CAREER BATTING RECORD

YEAR	TEAM	AVG	G	AB	R	H	2B	3B	HR	RBI	SH	SF	HP	BB	SO	SB	CS	E
1999	Great Falls	.291	61	247	37	72	13	1	2	30	6	3	4	24	45	9	6	14
2000	Yakima	.239	61	238	27	57	10	1	1	30	1	1	5	29	49	14	5	8
2001	Vero Beach	.243	73	255	24	62	10	0	1	28	1	2	3	13	48	0	0	6
	GCL Dodgers	.556	3	9	3	5	2	0	1	4	0	1	1	0	0	0	0	0
Minor League Totals-3 years		.262	198	749	91	196	35	2	5	92	8	7	13	66	142	23	11	28

KUO, Hong-Chih

Full Name: Hong-Chih Kuo
Ht: 6-0 **Wt:** 200 **B/T:** L/L
High School: Nan Yin H.S. (Tainan City, Taiwan)

Left-handed Pitcher
Born: July 23, 1981 in Tainan City, Taiwan
Residence: Tainan City, Taiwan
Scouts: Jack Zduriencik & Acey Kohrogi

Obtained: Signed as a non-drafted free agent on June 19, 1999

Career Notes: Ranked by *Baseball America* as the sixth-best prospect in the Dodger organization...was first Taiwanese high school player to sign a professional contract with a United States team...**2001** – On the mend from "Tommy John" elbow surgery, pitched in extended spring training and then hurled in seven games for the Gulf Coast League Dodgers, striking out 21 batters in 19 innings...**2000** – Struck out seven of the 10 batters he faced in his first and only appearance for Single-A San Bernardino before suffering a season-ending arm injury.

HONG-CHIH KUO'S CAREER PITCHING RECORD

YEAR	TEAM	W-L	ERA	G	GS	CG	SHO	SV	IP	H	R	ER	HR	HB	BB	SO	WP	BK
2000	San Bernardino	0-0	0.00	1	1	0	0	0	3.0	0	0	0	0	1	0	7	0	0
2001	GCL Dodgers	0-0	2.33	7	6	0	0	0	19.1	13	5	5	0	2	4	21	0	0
Minor League Totals-2 years		0-0	2.01	8	7	0	0	0	22.1	13	5	5	0	3	4	28	0	0

LA CRUZ, Churandy

Full Name: Churandy Roberto La Cruz
Ht: 6-0 **Wt:** 185 **B/T:** S/R
School: Regina Paris

Outfielder
Born: Sept. 15, 1983 in Curacao, Netherlands Antilles
Residence: Curacao, Netherlands Antilles
Scout: Doug Carpenter

Obtained: Signed as a non-drafted free agent on Nov. 11, 2000

CHURANDY LA CRUZ'S CAREER BATTING RECORD

YEAR	TEAM	AVG	G	AB	R	H	2B	3B	HR	RBI	SH	SF	HP	BB	SO	SB	CS	E
------	------	-----	---	----	---	---	----	----	----	-----	----	----	----	----	----	----	----	---

2002 will be his first professional season

LANGONE, Steve

Full Name: Stephen Xavier Langone

Ht: 6-2 **Wt:** 205 **B/T:** R/R

High School: Reading Memorial (MA)

Obtained: Selected in 21st round of 2000 First-Year Player Draft

Career Notes: - In 189.1 career minor league innings, has walked just 23 batters while striking out 176...**2001** - In a combined 24 games (23 with Vero Beach and one with Jacksonville), struck out 97 and walked just 18...in his lone Double-A start for Jacksonville, pitched six innings, allowing two hits, no walks and striking out eight June 13 at Orlando ...ranked second on Vero Beach club with nine wins...did not walk a batter in six of his overall 14 starts...**2000** - Was third in Northwest League with 84.2 innings pitched for league champion Yakima...had a 1.92 ERA at home...in August, struck out 33 batters while walking just two batters in 40 innings, posting a 1.80 ERA.

Right-handed Pitcher

Born: Jan. 12, 1978 in Stoneham, MA

Residence: Reading, MA

College: Boston College

Scout: John Kosciak

STEVE LANGONE'S CAREER PITCHING RECORD

YEAR	TEAM	W-L	ERA	G	GS	CG	SHO	SV	IP	H	R	ER	HR	HB	BB	SO	WP	BK
2000	Yakima	4-4	3.08	15	12	0	0	1	84.2	76	30	29	6	3	5	79	1	0
2001	Vero Beach	9-3	2.46	23	13	1	1	0	98.2	94	32	27	8	3	18	89	3	2
	Jacksonville	0-0	1.50	1	1	0	0	0	6.0	2	1	1	0	0	0	8	0	0
Minor League Totals-2 years		13-7	2.71	39	26	1	1	1	189.1	172	63	57	14	6	23	176	4	2

LANGS, Ronte

Full Name: Ronte Alphonzio Langs

Ht: 5-10 **Wt:** 200 **B/T:** R/R

High School: Whitehaven (TN)

Obtained: Selected in 13th round of 2000 First-Year Player Draft

Outfielder

Born: Jan. 29, 1979 in Memphis, TN

Residence: Memphis, TN

College: Oklahoma State University

Scout: Michael Leuzinger

RONTE LANGS' CAREER BATTING RECORD

YEAR	TEAM	AVG	G	AB	R	H	2B	3B	HR	RBI	SH	SF	HP	BB	SO	SB	CS	E
2000	Yakima	.224	55	170	26	38	5	1	0	17	4	1	4	24	45	11	6	3
2001	Vero Beach	.273	5	11	1	3	0	0	0	1	0	0	0	2	1	1	1	0
	Wilmington	.269	105	376	49	101	14	8	1	29	9	2	7	43	88	18	7	3
Minor League Totals-2 years		.255	165	557	76	142	19	9	1	47	13	3	11	69	134	30	14	6

LANOIX, Gilbert

Full Name: Gilbert L. Lanoix

Ht: 5-11 **Wt:** 172 **B/T:** L/R

High School: N/A

Obtained: Signed as a non-drafted free agent on July 10, 2001

Infielder

Born: July 15, 1978 in New Orleans, LA

Residence: New Orleans, LA

College: Grambling State University

Scout: Clarence Johns

GILBERT LANOIX'S CAREER BATTING RECORD

YEAR	TEAM	AVG	G	AB	R	H	2B	3B	HR	RBI	SH	SF	HP	BB	SO	SB	CS	E
2001	Great Falls	.250	1	4	0	1	0	0	0	0	0	0	0	0	0	0	0	0
	GCL Dodgers	.250	2	8	1	2	1	0	0	0	0	0	0	0	1	0	0	0
Minor League Totals-1 year		.250	3	12	1	3	1	0	0	0	0	0	0	0	1	0	0	0

LEEK, Randy

Full Name: Randy Matthew Leek

Ht: 6-0 **Wt:** 175 **B/T:** L/L

High School: N/A

Obtained: Selected in 2001 Rule V Draft from Detroit

Career Notes: Originally drafted (18th round) and signed by Detroit in June 1999...**1999** - Ranked second in New York-Penn League with 1.56 ERA for Oneonta.

Left-handed Pitcher

Born: April 18, 1977 in Mineola, NY

Residence: Levittown, NY

College: College of William & Mary

Scout: Bill Buck (Detroit)

RANDY LEEK'S CAREER PITCHING RECORD

YEAR	TEAM	W-L	ERA	G	GS	CG	SHO	SV	IP	H	R	ER	HR	HB	BB	SO	WP	BK
1999	Oneonta	6-3	1.56	21	3	1	0	1	63.1	58	16	11	0	2	9	66	2	0
2000	Lakeland	3-6	3.41	20	20	2	0	0	126.2	122	60	48	9	5	25	97	3	0
	Toledo	0-0	9.64	1	1	0	0	0	4.2	6	5	5	1	0	3	1	0	0
	Jacksonville	2-2	7.84	7	6	0	0	0	31.0	43	29	27	6	2	8	21	0	0
2001	Erie	11-7	3.85	29	27	4	1	1	179.1	190	87	77	24	9	27	123	2	0
	Toledo	9-0	3.86	1	1	0	0	0	7.0	7	3	3	3	0	3	0	0	
Minor League Totals- 3 years		22-18	3.74	79	58	7	1	2	412.0	426	200	171	43	18	72	311	7	0

LIPOWICZ, Nathan**Full Name:** Nathan Michael Lipowicz**Ht:** 5-10 **Wt:** 175 **B/T:** R/R**High School:** Fort Osage (MO)**Obtained:** Selected in 25th round of 2000 First-Year Player Draft**Career Notes:** 2000 - Hit two home runs in his second professional game for Great Falls on June 24 at Ogden.**Outfielder****Born:** Feb. 9, 1978 in Kansas City, MO**Residence:** Buckner, MO**College:** Central Missouri State University**Scout:** Mitch Webster**NATHAN LIPOWICZ'S CAREER BATTING RECORD**

YEAR	TEAM	AVG	G	AB	R	H	2B	3B	HR	RBI	SH	SF	HP	BB	SO	SB	CS	E
2000	Great Falls	.241	43	145	22	35	5	3	3	12	0	2	1	7	36	2	2	5
2001	Vero Beach	.238	33	101	8	24	4	0	0	9	1	1	2	7	22	0	0	1
	Las Vegas	.125	8	0	1	1	0	0	0	0	0	0	0	0	3	0	0	0
Minor League Totals-2 years		.244	84	246	31	60	9	3	3	21	1	3	3	14	61	2	2	6

LIZARRAGA, Edgar**Full Name:** Edgar Roberto Lizarraga**Ht:** 6-1 **Wt:** 190 **B/T:** R/R**High School:** Escuela Secundaria Tecnica #1**Obtained:** Signed as a non-drafted free agent on Feb. 20, 2000**Career Notes:** 2001 - With Great Falls and Wilmington, combined for a 3.17 ERA and 66 strikeouts in 54 innings.**Right-handed Pitcher****Born:** Jan. 27, 1981 in Culiacan, Sinaloa, Mexico**Residence:** Culiacan, Sinaloa, Mexico**College:** Universidad Autonoma de Sinaloa**Scout:** Mike Brito**EDGAR LIZARRAGA'S CAREER PITCHING RECORD**

YEAR	TEAM	W-L	ERA	G	GS	CG	SHO	SV	IP	H	R	ER	HR	HB	BB	SO	WP	BK
1999	La Romana	2-2	2.10	21	1	0	0	2	64.1	52	21	15	2	6	16	74	6	-
2000	Great Falls	2-1	5.40	24	0	0	0	7	30.0	32	20	18	3	4	11	51	5	1
2001	Great Falls	4-2	3.54	14	4	0	0	2	48.1	43	25	19	4	4	11	56	4	1
	Wilmington	0-0	0.00	3	0	0	0	0	5.2	2	0	0	0	1	1	10	0	0
Minor League Totals-3 years		8-5	3.16	62	5	0	0	11	148.1	129	66	52	9	15	39	191	15	2

LOPEZ, Arturo**Full Name:** Javier Arturo Lopez**Ht:** 5-10 **Wt:** 165 **B/T:** L/L**School:** Univ. Autonoma**Obtained:** Signed as a non-drafted free agent on Feb. 12, 2001**Career Notes:** 2001 - During August, was 3-0 with a 0.72 in six games for the Gulf Coast League Dodgers.**Left-handed Pitcher****Born:** Feb. 22, 1983 in Culiacan, Mexico**Residence:** Sinaloa, Mexico**Scout:** Mike Brito**ARTURO LOPEZ'S CAREER PITCHING RECORD**

YEAR	TEAM	W-L	ERA	G	GS	CG	SHO	SV	IP	H	R	ER	HR	HB	BB	SO	WP	BK
2001	GCL Dodgers	5-1	2.04	14	7	0	0	1	61.2	46	20	14	2	0	12	45	2	0
Minor League Totals-1 year		5-1	2.04	14	7	0	0	1	61.2	46	20	14	2	0	12	45	2	0

LOPEZ, Fausto**Full Name:** Fausto E. Lopez**Ht:** 6-1 **Wt:** 187 **B/T:** R/R**School:** EST #4**Obtained:** Selected as a non-drafted free agent on Nov. 14, 2000**Infielder****Born:** Aug. 16, 1982 in Los Mochis, Mexico**Residence:** Sinaloa, Mexico**Scout:** Mike Brito**FAUSTO LOPEZ'S CAREER BATTING RECORD**

YEAR	TEAM	AVG	G	AB	R	H	2B	3B	HR	RBI	SH	SF	HP	BB	SO	SB	CS	E
2001	Santo Domingo	.238	66	239	63	57	8	0	1	22	6	1	5	47	41	27	7	--
Minor League Totals-1 year		.238	66	239	63	57	8	0	1	22	6	1	5	47	41	27	7	--

LORENZEN, Jonathan

Full Name: Jonathan R. Lorenzen

Ht: 6-2 **Wt:** 180 **B/T:** R/R

High School: Katella (CA)

Obtained: Selected in 14th round of 2000 First-Year Player Draft

Right-handed Pitcher

Born: May 13, 1982 in Garden Grove, CA

Residence: Anaheim, CA

Scout: Scott Groot

JONATHAN LORENZEN'S CAREER PITCHING RECORD

YEAR	TEAM	W-L	ERA	G	GS	CG	SHO	SV	IP	H	R	ER	HR	HB	BB	SO	WP	BK
2000	Great Falls	2-3	5.33	14	7	0	0	0	49.0	46	32	29	2	3	28	39	6	0
2001	GCL Dodgers	2-1	1.77	7	1	0	0	0	20.1	18	5	4	0	3	5	19	1	0
	Great Falls	0-0	10.80	5	0	0	0	0	10.0	15	14	12	4	0	8	11	1	0
Minor League Totals-2 years		4-4	5.11	26	8	0	0	0	79.1	79	51	45	6	6	41	69	8	0

LUGO, Jorge

Full Name: Jorge A. Lugo

Ht: 5-11 **Wt:** 160 **B/T:** L/L

School: N/A

Obtained: Signed as a non-drafted free agent on Nov. 18, 2000

Left-handed Pitcher

Born: July 15, 1983 in Maracaibo, Venezuela

Residence: Zulia, Venezuela

Scout: Camilo Pascual

JORGE LUGO'S CAREER PITCHING RECORD

YEAR	TEAM	W-L	ERA	G	GS	CG	SHO	SV	IP	H	R	ER	HR	HB	BB	SO	WP	BK
2001	La Pradera	1-0	2.73	10	7	0	0	2	29.2	28	17	9	0	0	13	33	0	1
Minor League Totals-1 year		1-0	2.73	10	7	0	0	2	29.2	28	17	9	0	0	13	33	0	1

LUGO, Ruddy

Full Name: Ruddy Lugo

Ht: 6-0 **Wt:** 190 **B/T:** R/R

High School: Xaverian H.S.

Obtained: Acquired in a trade with Milwaukee on June 2, 2001

Career Notes: Acquired as the player to be named later in the Feb. 25, 2001 deal with Milwaukee, which brought Marquis Grissom to the Dodgers for Devon White...was Brewers' third-round pick in June 1999 First-Year Player Draft...entering draft, was rated by *Baseball America* as the nation's 11th-best high school prospect...**2000** - Among Pioneer League pitchers, ranked first in starts (16) and second in strikeouts (88) and innings pitched (91.2).

Right-handed Pitcher

Born: May 22, 1980 in Barahona, Dominican Republic

Residence: Brooklyn, NY

Scout: Camilo Pascual

RUDDY LUGO'S CAREER PITCHING RECORD

YEAR	TEAM	W-L	ERA	G	GS	CG	SHO	SV	IP	H	R	ER	HR	HB	BB	SO	WP	BK
1999	Ogden	1-2	7.88	6	6	0	0	0	24.0	35	23	21	2	1	12	26	1	0
2000	Ogden	5-5	3.44	16	16	1	0	0	91.2	82	48	35	7	12	52	88	7	0
2001	Beloit	1-0	0.60	10	0	0	0	5	15.0	10	1	1	0	1	6	20	0	0
	Wilmington	0-2	3.77	16	0	0	0	2	31.0	29	14	13	2	2	13	23	2	0
Minor League Totals-3 years		7-9	3.90	48	22	1	0	7	161.2	156	86	70	11	16	83	157	10	0

MALONE, Billy

Full Name: William F. Malone

Ht: 5-10 **Wt:** 185 **B/T:** R/R

High School: N/A

Obtained: Selected in 20th round of 2001 First-Year Player Draft

Infielder

Born: May 8, 1978 in Maywood, IL

Residence: La Grange Park, IL

College: Robert Morris University

Scout: Bob Szymkowski

BILLY MALONE'S CAREER BATTING RECORD

YEAR	TEAM	AVG	G	AB	R	H	2B	3B	HR	RBI	SH	SF	HP	BB	SO	SB	CS	E
2001	Great Falls	.210	55	176	23	37	5	1	0	18	0	3	5	25	49	15	6	12
Minor League Totals-1 year		.210	55	176	23	37	5	1	0	18	0	3	5	25	49	15	6	12

MANZANO, Adrian

Full Name: Adrian Ochoa Manzano

Ht: 5-9 **Wt:** 184 **B/T:** R/R

School: N/A

Obtained: Selected in 2000 Rule V Minor League Draft from Atlanta

Right-handed Pitcher

Born: Nov. 27, 1978 in Ocotlan, Jalisco, Mexico

Residence: Ocotlan, Jalisco, Mexico

Scout: Jorge Calvo (Atlanta)

ADRIAN MANZANO'S CAREER PITCHING RECORD

YEAR	TEAM	W-L	ERA	G	GS	CG	SHO	SV	IP	H	R	ER	HR	HB	BB	SO	WP	BK
1995	Mexico City Tigers	0-0	0.00	2	1	0	0	0	3.2	3	0	0	0	0	2	1	0	0
1996	Mexico City Tigers	0-1	5.48	11	3	0	0	0	21.1	26	13	13	1	2	7	9	2	0
1997	Mexico City Tigers	6-3	3.45	19	10	0	0	0	73.0	63	31	28	3	2	33	39	3	2
1998	Greenville	1-5	4.92	39	5	0	0	8	64.0	72	43	35	7	1	29	57	3	0
1999	Greenville	5-2	3.21	42	0	0	0	2	61.2	61	24	22	6	2	22	51	1	0
2000									Injured - Did Not Play									
2001	Mexico City Tigers	5-0	3.11	28	0	0	0	0	37.2	36	14	13	3	1	16	22	5	0
Minor League Totals-7 years		17-11	3.82	141	19	0	0	10	261.1	261	125	111	20	8	109	179	14	2

MARTINEZ, Candido

Full Name: Candido Martinez

Ht: 6-2 **Wt:** 170 **B/T:** R/R

School: Liceo Ramon Emilio Jimenez

Obtained: Signed as a non-drafted free agent on Oct. 28, 1996

Career Notes: **2001** - Playing for Single-A Wilmington, led all Dodger minor leaguers with 54 stolen bases...was successful in first 30 steal attempts before being caught...also led club in doubles (27) and was second in runs scored (69) and RBI (66)...stole four bases in July 25 game vs. Columbia and had four games with three thefts...selected to play in South Atlantic League All-Star Game...**2000** - Played all three outfield positions for Single-A Northwest League champion Yakima...**1999** - Tied for rookie-level Great Falls team lead in RBI (42) and games (69).

Outfielder

Born: Feb. 26, 1980 in Santiago, Dominican Republic

Residence: Sabana Perdida, Dominican Republic

Scout: Pablo Peguero

CANDIDO MARTINEZ'S CAREER BATTING RECORD

YEAR	TEAM	AVG	G	AB	R	H	2B	3B	HR	RBI	SH	SF	HP	BB	SO	SB	CS	E
1997	Santo Domingo	.333	39	69	22	23	5	0	3	14	0	0	2	7	19	3	3	-
1998	La Romana	.228	67	228	45	52	5	7	4	28	1	3	5	21	51	14	2	-
1999	Great Falls	.234	69	265	43	62	8	3	4	42	2	1	6	22	87	11	2	10
2000	Yakima	.270	39	137	20	37	7	2	3	14	0	2	1	9	53	6	4	3
2001	Wilmington	.260	120	443	69	115	27	4	7	66	1	6	6	29	138	54	18	5
Minor League Totals-5 years		.253	334	1142	199	289	52	16	21	164	4	12	20	88	348	88	29	18

MARTINEZ, Victor

Full Name: Victor Martinez

Ht: 6-0 **Wt:** 200 **B/T:** L/R

High School: Aramun (CO)

Obtained: Selected in 23rd round of 2000 First-Year Player Draft

Infielder

Born: Aug. 18, 1981 in Pueblo, CO

Residence: Westminster, CO

Scout: Tom Thomas

VICTOR MARTINEZ'S CAREER BATTING RECORD

YEAR	TEAM	AVG	G	AB	R	H	2B	3B	HR	RBI	SH	SF	HP	BB	SO	SB	CS	E	
2002 will be his first professional season																			

MATTHEWS, Lamont

Full Name: Lamont Jayme Matthews

Ht: 6-2 **Wt:** 210 **B/T:** L/L

High School: Prince George (VA)

Obtained: Selected in 10th round of 1999 First-Year Player Draft

Career Notes: **2001** - Spent bulk of season at Single-A Vero Beach, before playing 18 games for Double-A Jacksonville...led the Florida State League in on-base percentage (.458) and tied for third in batting average (.307)...selected to play in FSL All-Star Game...had a monster month of May, batting .406 (39-for-96) with 10 doubles, three triples, four homers and 21 RBI...May 23 at St. Lucie, went 4-for-5 with a triple, homer, three runs scored and five RBI...also was 4-for-5 with two doubles and two RBI vs. Jupiter on May 20...honored as FSL Player of the Week for May 21-27, when he hit .500 (13-for-26) with three homers and nine RBI...made an appearance on the mound May 5, pitching a scoreless inning, allowing a hit, to earn the win in Vero Beach's 19-inning 11-7 win at Sarasota...**2000** - Tied for California League lead in extra-base hits (61) and ranked third with 24 homers for league champion San Bernardino...was twice honored as league Player of the Week...led club with 90 RBI, including 26 in 29 June games...**1999** - Tied for Northwest League lead with 17 homers for Yakima...led all short-season Dodger minor leaguers in homers and RBI (52)...ranked tied for third in homers among all short-season minor leaguers...selected as the Dodgers' Minor League Player of the Month for July after batting .300 with 14 home runs and 33 RBI...hit three homers and drove in six runs July 2 vs. Everett...**OTHER** - As a junior at Oklahoma State University in 1999, batted .384 with 30 homers and 105 RBI, which tied for second in the nation.

Outfielder

Born: June 15, 1978 in Petersburg, VA

Residence: Petersburg, VA

College: Oklahoma State University

Scout: Michael Leuzinger

LAMONT MATTHEWS' CAREER BATTING RECORD

YEAR	TEAM	AVG	G	AB	R	H	2B	3B	HR	RBI	SH	SF	HP	BB	SO	SB	CS	E
1999	Yakima	.225	66	249	46	56	11	2	17	52	2	2	2	34	87	4	4	4
	San Bernardino	.267	4	15	2	4	1	0	1	3	0	0	0	2	7	0	1	0
2000	San Bernardino	.245	131	473	79	116	28	9	24	90	1	6	6	88	170	12	13	12
2001	Vero Beach	.307	107	349	61	107	26	3	10	57	0	2	4	95	106	1	3	7
	Jacksonville	.145	18	55	4	8	4	0	0	7	0	1	0	12	25	0	1	1
Minor League Totals-3 years		.239	326	1141	192	291	70	14	52	209	3	11	12	231	395	17	22	24

McCRACKEN, Vance

Full Name: Vance E. McCracken

Ht: 6-7 **Wt:** 220 **B/T:** R/R

High School: N/A

Obtained: Selected in 18th round of 2001 First-Year Player Draft

Right-handed Pitcher

Born: April 16, 1979 in Charleston, WV

Residence: St. Albans, WV

College: West Virginia University

Scout: Scott Sharp

VANCE McCRACKEN'S CAREER PITCHING RECORD

YEAR	TEAM	W-L	ERA	G	GS	CG	SHO	SV	IP	H	R	ER	HR	HB	BB	SO	WP	BK
2001	Great Falls	4-5	3.84	14	9	0	0	1	63.1	63	31	27	4	9	11	46	3	0
Minor League Totals-1 year		4-5	3.84	14	9	0	0	1	63.1	63	31	27	4	9	11	46	3	0

McCROTTY, Will

Full Name: William Dennis McCrotty

Ht: 6-2 **Wt:** 195 **B/T:** R/R

High School: Russellville (AR)

Obtained: Selected in sixth round of 1997 First-Year Player Draft

Career Notes: **2001** - Became a full-time pitcher after being converted from catcher during the 2000 fall instructional league...combined for nine saves between Wilmington and Vero Beach...was especially effective for Wilmington, sporting a 1.96 ERA in 21 outings, striking out 46 batters in 36.2 innings...became part of history June 22 vs. Augusta when he pitched the final three innings, retiring all nine batters he faced, of a combined no-hitter with Wilmington teammate Fernando Rijo in a 5-0 win...from May 25-July 13, including four outings after being promoted to Double-A, gave up just one run in 22.1 innings over 12 games...**2000** - Batted .344 (11-for-32) in July for Vero Beach...**1999** - Hit .300 (18-for-60) in June for California League champion San Bernardino.

Right-handed Pitcher

Born: June 23, 1979 in Russellville, AR

Residence: Russellville, AR

Scout: Michael Leuzinger

WILL McCROTTY'S CAREER BATTING RECORD

YEAR	TEAM	AVG	G	AB	R	H	2B	3B	HR	RBI	SH	SF	HP	BB	SO	SB	CS	E
1997	Yakima	.200	43	135	12	27	2	0	1	10	2	1	3	9	19	2	0	8
1998	San Bernardino	.221	103	344	20	76	18	0	3	29	6	2	3	11	69	1	2	13
1999	San Bernardino	.254	93	319	43	81	12	3	4	43	4	6	1	27	49	0	2	14
2000	Vero Beach	.215	76	256	19	55	10	0	3	34	0	3	3	31	53	0	2	11
Minor League Totals-4 years		.227	315	1054	94	239	42	3	11	116	12	12	10	78	190	3	6	46

PLAYER DEVELOPMENT

WILL McCROTTY'S CAREER PITCHING RECORD

YEAR	TEAM	W-L	ERA	G	GS	CG	SHO	SV	IP	H	R	ER	HR	HB	BB	SO	WP	BK
2001	Wilmington	2-1	1.96	21	0	0	0	4	36.2	24	9	8	2	4	10	46	4	0
	Vero Beach	0-2	4.37	20	0	0	0	5	22.2	22	11	11	3	2	14	17	2	0
Minor League Totals-1 year		2-3	2.88	41	0	0	0	9	59.1	46	20	19	5	6	24	63	6	0

MENDOZA, Adrian

Full Name: Adrian Mendoza

Ht: 6-2 **Wt:** 190 **B/T:** L/L

High School: Royal (CA)

Obtained: Selected in 16th round of 2000 First-Year Player Draft

Career Notes: **2001** - Playing for the Gulf Coast League Dodgers, earned all-star honors after leading league in RBI (37) and ranking third with a .421 on-base percentage...tied for club lead with four home runs...July 5 at the Expos, went 4-for-4 with a double, home run, two runs scored and seven RBI...hit .324 (22-for-68) in August.

Infielder

Born: Aug. 30, 1978 in El Paso, TX

Residence: Simi Valley, CA

College: California State University, Northridge

Scout: James Merriweather

ADRIAN MENDOZA'S CAREER BATTING RECORD

YEAR	TEAM	AVG	G	AB	R	H	2B	3B	HR	RBI	SH	SF	HP	BB	SO	SB	CS	E
2000	Great Falls	.221	45	140	17	31	6	1	1	12	2	1	2	20	45	5	2	6
2001	GCL Dodgers	.302	52	172	34	52	7	1	4	37	0	4	9	29	55	9	4	3
Minor League Totals-2 years		.221	97	312	51	83	13	2	5	49	2	5	11	49	100	14	6	9

MERCEDES, Jose

Full Name: Jose Mercedes

Ht: 6-3 **Wt:** 194 **B/T:** R/R

School: Col. Epis San Marcos

Obtained: Signed as a non-drafted free agent on May 26, 2001

Born: Aug. 29, 1984 in Santa Cruz De El Seibo, Dominican Republic

Residence: Santo Domingo, Dominican Republic

Scouts: Pablo Peguero & Angel Santana

Outfielder

JOSE MERCEDES' CAREER BATTING RECORD

YEAR	TEAM	AVG	G	AB	R	H	2B	3B	HR	RBI	SH	SF	HP	BB	SO	SB	CS	E
2001	Santo Domingo	.163	20	43	8	7	2	0	0	0	1	0	1	10	16	0	1	--
Minor League Totals-1 year		.163	20	48	8	7	2	0	0	0	1	0	1	10	16	0	1	--

MEYERS, Keith

Full Name: Keith Meyers

Ht: 6-0 **Wt:** 200 **B/T:** L/L

School: N/A

Obtained: Signed as a non-drafted free agent on Sept. 18, 2001

Left-handed Pitcher

Born: April 11, 1979 in

Residence: Cannon Falls, MN

Scout: Bob Szymkowski

KEITH MEYERS' CAREER PITCHING RECORD

YEAR	TEAM	W-L	ERA	G	GS	CG	SHO	SV	IP	H	R	ER	HR	HB	BB	SO	WP	BK
2001	St. Paul	0-0	3.46	12	0	0	0	0	13.0	17	7	5	1	1	3	6	2	0
Minor League Totals-1 year		0-0	3.46	12	0	0	0	0	13.0	17	7	5	1	1	3	6	2	0

MICHAELIS, Derek

Full Name: Derek Thomas Michaelis

Ht: 6-7 **Wt:** 230 **B/T:** L/L

High School: Waco Midway (TX)

Obtained: Selected in 15th round of 2000 First-Year Player Draft

Career Notes: **2000** - Was 4-for-5 with a homer, double, three runs scored and five RBI on Aug. 2 vs. Boise.

Infielder

Born: Dec. 2, 1978 in Little Rock, AR

Residence: Waco, TX

College: Rice University

Scout: Chris Smith

DEREK MICHAELIS' CAREER BATTING RECORD

YEAR	TEAM	AVG	G	AB	R	H	2B	3B	HR	RBI	SH	SF	HP	BB	SO	SB	CS	E
2000	Yakima	.199	60	211	23	42	6	1	5	28	1	1	0	18	77	1	2	9
2001	Wilmington	.197	33	117	10	23	4	1	0	17	1	3	3	6	36	6	0	1
	Great Falls	.276	37	134	21	37	9	1	4	28	1	0	1	17	31	2	1	10
Minor League Totals-2 years		.199	130	462	54	102	19	3	9	73	3	4	4	41	144	9	3	20

MONTERO, Agustin

Full Name: Agustin (Alcantara) Montero

Ht: 6-2 **Wt:** 185 **B/T:** R/R

School: N/A

Obtained: Signed as a non-drafted free agent on Sept. 30, 1999

Right-handed Pitcher

Born: Aug. 26, 1977 in San Pedro de Macoris, DR

Residence: San Pedro de Macoris, Dominican Republic

Scout: Bob Szymkowski

AGUSTIN MONTERO'S CAREER PITCHING RECORD

YEAR	TEAM	W-L	ERA	G	GS	CG	SHO	SV	IP	H	R	ER	HR	HB	BB	SO	WP	BK
1995	DSL Athletics	0-1	11.57	1	0	0	0	0	2.1	7	6	3	1	0	2	2	3	0
1996	DSL Athletics	8-2	2.21	17	12	2	0	1	85.2	64	29	21	1	0	58	71	4	2
1997	AZ Athletics	3-2	3.59	14	13	0	0	0	72.2	72	38	29	3	8	31	88	9	9
	Southern Oregon	0-0	6.75	2	0	0	0	0	2.2	4	2	2	0	2	3	1	0	0
1998	Southern Oregon	2-3	8.68	14	3	0	0	0	37.1	47	42	36	5	4	26	28	6	2
1999									Did Not Play									
2000	San Bernardino	0-2	9.72	7	0	0	0	0	8.1	13	14	9	0	2	12	10	2	0
	Vero Beach	0-0	6.00	3	0	0	0	0	3.0	2	2	2	0	0	6	4	2	0
	Yakima	1-0	6.07	7	0	0	0	0	13.1	12	9	9	0	5	7	21	3	0
	Great Falls	2-1	3.93	11	0	0	0	0	18.1	16	10	8	1	2	12	21	3	0
2001	Wilmington	2-1	3.29	18	0	0	0	1	27.1	13	11	10	1	5	19	30	5	1
	Vero Beach	1-0	3.45	16	0	0	0	1	31.1	29	14	12	7	3	13	23	1	0
Minor League Totals-7 years		19-12	4.17	110	28	2	0	3	304.1	279	177	141	19	31	189	299	38	14

MONTERO, Juanito

Full Name: Juanito Montero

Ht: 5-9 **Wt:** 164 **B/T:** R/R

School: Esc. FCO Castillo

Obtained: Signed as a non-drafted free agent on Aug. 22, 2001

Right-handed Pitcher

Born: July 14, 1984 in Elias Pina, Dominican Republic

Residence: Elias Pina, Dominican Republic

Scouts: Pablo Peguero & Ezequiel Sepulveda

JUANITO MONTERO'S CAREER PITCHING RECORD

YEAR	TEAM	W-L	ERA	G	GS	CG	SHO	SV	IP	H	R	ER	HR	HB	BB	SO	WP	BK
2002 will be his first professional season																		

MOTA, Danny

Full Name: Daniel Avila Mota

Ht: 6-0 **Wt:** 180 **B/T:** R/R

School: N/A

Obtained: Claimed on waivers from Minnesota on July 23, 2001

Career Notes: Originally signed as a non-drafted free agent by the New York Yankees in 1994...traded to Minnesota in Chuck Knoblauch deal on Feb. 6, 1998...**2000** - In 46 minor-league games from April 6-Aug 6, spanning 68.2 innings, did not give up a home run...made Major League debut Sept. 15 vs. Anaheim.

Right-handed Pitcher

Born: Oct. 9, 1975 in San Pedro, Dominican Republic

Residence: La Romana, Dominican Republic

Scout: Rudy Santini (New York Yankees)

DANNY MOTA'S CAREER PITCHING RECORD

YEAR	TEAM	W-L	ERA	G	GS	CG	SHO	SV	IP	H	R	ER	HR	HB	BB	SO	WP	BK
1994	DSL Yankees	2-3	4.53	13	12	0	0	0	57.2	50	39	29	4	0	24	51	3	3
1995	GCL Yankees	2-3	2.20	14	0	0	0	0	32.2	27	9	8	2	2	4	35	6	3
1996	Oneonta	0-1	4.50	10	0	0	0	7	10.0	10	5	5	0	0	2	11	0	1
1997	Greensboro	2-0	1.82	20	0	0	0	1	29.2	17	6	6	1	0	11	30	0	0
	Oneonta	1-0	2.22	27	0	0	0	17	28.1	21	8	7	0	0	16	40	0	0
1998	Fl. Wayne	4-3	2.25	25	0	0	0	7	32.0	24	14	8	2	2	8	39	1	1
	Fl. Myers	3-5	2.85	19	4	0	0	0	47.1	45	21	15	3	0	22	49	6	1
1999	Fl. Myers	1-1	2.41	11	0	0	0	0	18.2	19	5	5	0	0	5	22	0	0
	New Britain	0-1	3.55	6	0	0	0	0	12.2	11	5	5	2	0	5	12	0	0
2000	Fl. Myers	2-2	2.05	29	1	0	0	4	48.1	38	20	11	0	1	23	52	5	0
	New Britain	3-1	2.86	24	0	0	0	4	28.1	19	13	9	1	0	8	40	0	0
	Salt Lake	0-0	1.59	4	0	0	0	0	5.2	5	1	1	0	0	1	5	0	0
	MINNESOTA	0-0	8.44	4	0	0	0	0	5.1	10	5	5	1	0	1	3	1	0
2001	Edmonton	3-3	5.89	34	0	0	0	2	47.1	52	31	31	7	1	23	43	4	0
	Las Vegas	1-2	7.71	12	0	0	0	1	11.2	16	10	10	1	0	8	7	0	0
Major League Totals- 1 year		0-0	8.44	4	0	0	0	0	5.1	10	5	5	1	0	1	3	1	0
Minor League Totals - 8 years		24-25	3.29	248	17	0	0	43	410.1	354	187	150	23	6	160	436	25	9

PLAYER DEVELOPMENT

NALL, T.J.

Full Name: Thomas John Nall
Ht: 6-1 **Wt:** 175 **B/T:** R/R
High School: Schaumburg (IL)

Obtained: Selected in eighth round of 1999 First-Year Player Draft

Career Notes: **1999** - Pitching for Great Falls, was first among Pioneer League starters in fewest walks allowed per 9.0 innings (1.1)...struck out 70 and walked just 13 in 92.2 innings pitched.

Right-handed Pitcher

Born: Nov. 4, 1980 in Chicago, IL
Residence: Schaumburg, IL
Scout: Glen Van Proyen

T.J. NALL'S CAREER PITCHING RECORD

YEAR	TEAM	W-L	ERA	G	GS	CG	SHO	SV	IP	H	R	ER	HR	HB	BB	SO	WP	BK
1999	Great Falls	3-8	4.95	15	14	2	0	0	92.2	115	60	51	13	5	13	70	2	0
2000	San Bernardino	1-1	4.38	3	3	0	0	0	12.1	10	6	6	2	2	2	11	0	0
2001	GCL Dodgers	0-0	4.50	4	4	0	0	0	12.0	14	6	6	0	0	5	10	0	0
	Great Falls	2-2	5.01	7	2	0	0	0	23.1	26	18	13	2	5	6	25	2	0
Minor League Totals-3 years		6-11	4.87	29	23	2	0	0	140.1	165	90	76	17	12	21	116	4	0

NANCE, Shane

Full Name: Joseph Shane Nance
Ht: 5-8 **Wt:** 180 **B/T:** L/L
High School: Dobie (TX)

Obtained: Selected in 24th round of 1999 First-Year Player Draft

Career Notes: **2001** - The reliever split season with Single-A Vero Beach and Double-A Jacksonville, combining for a 13-3 mark, five saves, a 2.12 ERA and 107 strikeouts in 93.1 innings...his ERA led all Dodger minor leaguers...was a perfect 7-0 with one save for Southern League co-champion Jacksonville...during April for Florida State League first-half East Division champion Vero Beach, was 4-1 with a 1.72 ERA in seven appearances...named FSL Pitcher of the Week for May 28-June 3 after tossing 6.0 scoreless innings and striking out 10...promoted to Jacksonville on June 14...did not allow a run in first nine appearances with Suns, covering 13 innings...gave up just one earned run in first 20 outings (31 innings)...was 3-0 in both June and August...after the season, pitched impressively for Team USA in World Cup Tournament in Taiwan...in six games, hurled 6.0 innings, allowing no runs, six hits and no walks while striking out 12... **2000** - Pitched for Northwest League champion Yakima and was named MVP of the championship series vs. Eugene as he won both starts, including a 13-strikeout performance in Game One...at home, was 1-0 with a 0.70 ERA (2 ER, 25.2 IP) and 34 strikeouts in 25.2 innings...in his first professional game June 22 vs. Vancouver, struck out 12 and allowed three hits and no earned runs in five innings...during July, was 2-1 with a 2.08 ERA in July...named Northwest League Player of the Week for July 3-9 after pitching 13.0 scoreless innings with 14 strikeouts in two starts.

Left-handed Pitcher

Born: Sept. 7, 1977 in Pasadena, TX
Residence: Houston, TX
College: University of Houston
Scout: Chris Smith

SHANE NANCE'S CAREER PITCHING RECORD

YEAR	TEAM	W-L	ERA	G	GS	CG	SHO	SV	IP	H	R	ER	HR	HB	BB	SO	WP	BK
2000	Yakima	2-4	2.48	12	9	0	0	0	58.0	41	19	16	1	2	22	66	2	0
2001	Vero Beach	6-3	2.63	21	0	0	0	4	48.0	28	14	14	3	3	21	63	2	0
	Jacksonville	7-0	1.59	28	0	0	0	1	45.1	31	11	8	4	0	17	44	1	0
Minor League Totals-2 years		15-7	2.26	61	9	0	0	5	151.1	100	44	38	8	5	60	173	5	0

NELSON, Stephen

Full Name: Stephen M. Nelson
Ht: 6-3 **Wt:** 200 **B/T:** L/R
High School: Cole Harbour (Canada)

Obtained: Selected in fifth round of 2001 First-Year Player Draft

Right-handed Pitcher

Born: Nov. 10, 1982 in Halifax, Nova Scotia, Canada
Residence: Dartmouth, Nova Scotia, Canada
Scout: James Chapman

STEPHEN NELSON'S CAREER PITCHING RECORD

YEAR	TEAM	W-L	ERA	G	GS	CG	SHO	SV	IP	H	R	ER	HR	HB	BB	SO	WP	BK
2001	GCL Dodgers	1-2	2.17	10	6	0	0	0	29.0	19	9	7	0	1	4	26	1	0
Minor League Totals-1 year		1-2	2.17	10	6	0	0	0	29.0	19	9	7	0	1	4	26	1	0

NELSON, Reggie

Full Name: Reggie William Nelson

Ht: 5-10 **Wt:** 165 **B/T:** R/R

High School: N/A

Obtained: Selected in 2000 Rule V Minor League Draft from Detroit **Scout:** Rob Wilfong (Detroit)

Career Notes: Originally drafted (17th round) and signed by Detroit in June 1998...**2001** - Tied for Vero Beach club lead with 22 stolen bases and led club with five sacrifice flies.

Infielder

Born: March 30, 1979 in San Diego, CA

Residence: San Diego, CA

College: Santa Ana (CA) Junior College

REGGIE NELSON'S CAREER BATTING RECORD

YEAR	TEAM	AVG	G	AB	R	H	2B	3B	HR	RBI	SH	SF	HP	BB	SO	SB	CS	E
1998	GCL Tigers	.193	43	135	22	26	1	0	0	8	0	0	2	26	25	22	5	14
1999	Lakeland	.286	3	7	0	2	0	0	0	0	0	0	0	1	0	0	0	0
	Oneonta	.237	67	249	44	59	11	3	1	20	4	1	3	36	42	32	8	9
2000	Lakeland	.220	52	159	17	35	5	2	0	14	1	1	4	19	29	6	8	4
	West Michigan	.272	56	202	35	55	5	0	0	15	4	3	1	26	26	19	3	10
2001	Vero Beach	.227	102	348	51	79	12	0	0	23	10	5	12	46	54	22	13	22
Minor League Totals-4 years		.233	323	1100	169	256	34	5	1	80	19	10	22	153	177	101	37	59

NEUAGE, Leigh

Full Name: Leigh Neauge

Ht: 6-4 **Wt:** 210 **B/T:** R/R

High School: Wirreanda H.S.

Obtained: Signed as a non-drafted free agent on Feb. 2, 2001

Right-handed Pitcher

Born: July 6, 1983 in Adelaide, Australia

Residence: Adelaide, Australia

Scout: Pat Kelly

LEIGH NEUAGE'S CAREER PITCHING RECORD

YEAR	TEAM	W-L	ERA	G	GS	CG	SHO	SV	IP	H	R	ER	HR	HB	BB	SO	WP	BK
2001	GCL Dodgers	0-0	1.59	3	2	0	0	0	5.2	2	1	1	0	0	3	3	0	0
Minor League Totals-1 year		0-0	1.59	3	2	0	0	0	5.2	2	1	1	0	0	3	3	0	0

NICKERSON, Brian

Full Name: Brian D. Nickerson

Ht: 5-11 **Wt:** 195 **B/T:** R/R

High School: N/A

Obtained: Signed as a non-drafted free agent on May 15, 2001

Infielder

Born: Feb. 20, 1978 in Tucson, AZ

Residence: Arcadia, CA

College: Dartmouth College

Scout: John Kosciak

BRIAN NICKERSON'S CAREER BATTING RECORD

YEAR	TEAM	AVG	G	AB	R	H	2B	3B	HR	RBI	SH	SF	HP	BB	SO	SB	CS	E
2001	Great Falls	.158	9	38	3	6	0	0	0	3	0	0	1	0	5	0	0	5
	GCL Dodgers	.252	36	103	9	26	4	0	0	14	1	7	8	5	14	4	1	4
Minor League Totals-1 year		.227	45	141	12	32	4	0	0	17	1	7	9	5	19	4	1	9

NUÑEZ, Jose

Full Name: Jose Miguel Nuñez

Ht: 6-2 **Wt:** 200 **B/T:** R/R

School: Col. Simon Bolivar

Obtained: Signed as a non-drafted free agent on July 26, 2001

First Baseman

Born: Dec. 1, 1983 in Salcedo, Dominican Republic

Residence: Santo Domingo, Dominican Republic

Scout: Pablo Peguero

JOSE NUÑEZ'S CAREER BATTING RECORD

YEAR	TEAM	AVG	G	AB	R	H	2B	3B	HR	RBI	SH	SF	HP	BB	SO	SB	CS	E
------	------	-----	---	----	---	---	----	----	----	-----	----	----	----	----	----	----	----	---

2002 will be his first professional season

NUÑEZ, Manuel

Infielder

Full Name: Manuel Francisco Nuñez **Born:** March 9, 1980 in Jacagua, Al Medio, Dominican Republic

Ht: 5-11 **Wt:** 155 **B/T:** R/R

Residence: Santiago, Dominican Republic

School: Col Evangelico de Jacagua

Scout: Ralph Avila

Obtained: Signed as a non-drafted free agent on Jan. 14, 1997

Career Notes: **2001** – Led Pioneer League and all Dodger short-season minor leaguers with 32 stolen bases for Great Falls...Aug. 31 vs Missoula, went 5-for-5 with a run scored, two RBI and three stolen bases.

MANUEL NUÑEZ'S CAREER BATTING RECORD

YEAR	TEAM	AVG	G	AB	R	H	2B	3B	HR	RBI	SH	SF	HP	BB	SO	SB	CS	E
1998	Santo Domingo	.150	31	60	10	9	1	0	0	6	2	0	0	15	18	6	1	-
1999	La Romana	.191	56	152	36	29	3	2	2	6	3	1	1	33	42	12	4	24
2000	Great Falls	.229	59	210	43	48	4	3	1	24	6	3	3	45	70	15	3	27
2001	Vero Beach	.136	16	44	5	6	1	0	1	5	3	0	0	3	21	0	1	5
	Great Falls	.250	69	244	46	61	8	0	6	29	6	1	0	38	60	32	8	27
Minor League Totals-4 years		.215	231	710	140	153	17	5	10	70	20	5	4	134	211	64	17	83

OBISPO, Jose

Right-handed Pitcher

Full Name: Jose Obispo

Born: May 18, 1985 in Sabana De La Mar, Dominican Republic

Ht: 6-1 **Wt:** 160 **B/T:** R/R

Residence: Sabana De La Mar, Dominican Republic

School: N/A

Scout: Pablo Peguero

Obtained: Signed as a non-drafted free agent on Aug. 31, 2001

JOSE OBISPO'S CAREER PITCHING RECORD

YEAR	TEAM	W-L	ERA	G	GS	CG	SHO	SV	IP	H	R	ER	HR	HB	BB	SO	WP	BK	
		2002 will be his first professional season																	

O'CONNELL, Brad

Infielder

Full Name: Bradley O'Connell

Born: Feb. 1, 1978 in Menomonie, WI

Ht: 5-10 **Wt:** 185 **B/T:** R/R

Residence: Elk Mound, WI

High School: N/A

College: University of Wisconsin, Stout

Obtained: Signed as a non-drafted free agent on July 25, 2001

Scout: Joe Vavra

BRAD O'CONNELL'S CAREER BATTING RECORD

YEAR	TEAM	AVG	G	AB	R	H	2B	3B	HR	RBI	SH	SF	HP	BB	SO	SB	CS	E
2001	Great Falls	.310	23	84	12	26	3	2	2	11	1	0	5	3	16	3	3	2
Minor League Totals-1 year		.310	23	84	12	26	3	2	2	11	1	0	5	3	16	3	3	2

OJEDA, Alvis

Right-handed Pitcher

Full Name: Alvis E. Ojeda

Born: Sept. 23, 1983 in Maracaibo, Venezuela

Ht: 6-0 **Wt:** 170 **B/T:** R/R

Residence: Maracaibo, Venezuela

School: N/A

Scout: Camilo Pascual

Obtained: Signed as a non-drafted free agent on Feb. 28, 2001

ALVIS OJEDA'S CAREER PITCHING RECORD

YEAR	TEAM	W-L	ERA	G	GS	CG	SHO	SV	IP	H	R	ER	HR	HB	BB	SO	WP	BK
2001	La Pradera	0-2	3.27	7	5	0	0	0	22.0	30	12	8	0	0	6	20	0	0
Minor League Totals-1 year		0-2	3.27	7	5	0	0	0	22.0	30	12	8	0	0	6	20	0	0

OLSON, Jason

Right-handed Pitcher

Full Name: Jason Erik Olson

Born: June 12, 1978 in Scottsdale, AZ

Ht: 6-2 **Wt:** 180 **B/T:** R/R

Residence: Chino Valley, AZ

High School: Chino Valley (AZ)

College: Armstrong Atlantic State University

Obtained: Selected in the 17th round of 2000 First-Year Player Draft

Scout: Lon Joyce

JASON OLSON'S CAREER PITCHING RECORD

YEAR	TEAM	W-L	ERA	G	GS	CG	SHO	SV	IP	H	R	ER	HR	HB	BB	SO	WP	BK
2000	Yakima	0-1	4.34	18	0	0	0	1	37.1	37	22	18	4	2	18	43	3	2
2001	Great Falls	2-0	1.17	5	0	0	0	1	7.2	2	1	1	0	1	1	13	0	0
	Wilmington	2-4	3.68	15	0	0	0	1	29.1	23	12	12	2	2	15	28	4	1
Minor League Totals-2 years		4-5	3.75	38	0	0	0	3	74.1	62	35	31	6	5	34	84	7	3

OSORIA, Franquelis

Full Name: Franquelis Antonio Osoria

Ht: 6-0 **Wt:** 165 **B/T:** R/R

School: N/A

Obtained: Signed as a non-drafted free agent on Sept. 28, 1999

Right-handed Pitcher

Born: Sept. 12, 1981 in Santiago, Dominican Republic

Residence: Licey, Santiago, Dominican Republic

Scout: Pablo Peguero

FRANQUELIS OSORIA'S CAREER PITCHING RECORD

YEAR	TEAM	W-L	ERA	G	GS	CG	SHO	SV	IP	H	R	ER	HR	HB	BB	SO	WP	BK
2000	Santo Domingo	3-4	2.52	13	12	0	0	0	64.1	58	33	18	1	10	23	46	10	0
2001	Santo Domingo	4-4	3.16	15	11	0	0	0	77.0	69	38	27	5	10	16	67	4	--
Minor League Totals-2 years		7-8	2.87	28	23	0	0	0	141.1	127	71	45	6	20	39	113	14	0

OTT, Thomas

Full Name: Thomas M. Ott

Ht: 6-3 **Wt:** 195 **B/T:** R/R

High School: N/A

Obtained: Selected in the 10th round of 2001 First-Year Player Draft

Right-handed Pitcher

Born: March 28, 1980 in Milton, FL

Residence: Lincoln, NE

College: University of Nebraska

Scout: Mitch Webster

THOMAS OTT'S CAREER PITCHING RECORD

YEAR	TEAM	W-L	ERA	G	GS	CG	SHO	SV	IP	H	R	ER	HR	HB	BB	SO	WP	BK
2001	Great Falls	2-1	4.84	14	0	0	0	2	22.1	29	19	12	0	2	7	24	3	0
Minor League Totals- 1 year		2-1	4.84	14	0	0	0	2	22.1	29	19	12	0	2	7	24	3	0

PACHECO, Eduard

Full Name: Eduard Perdomo Pacheco

Ht: 5-11 **Wt:** 180 **B/T:** R/R

School: Liceo Eladio Pena de al Rosa

Obtained: Signed as a non-drafted free agent on Dec. 28, 1999

Career Notes: 2000 — Led all Dodger short-season minor leaguers with a .359 batting mark for Santo Domingo

Catcher

Born: June 27, 1983 in Villa Mella, Dominican Republic

Residence: Santo Domingo, Dominican Republic

Scout: Pablo Peguero

EDUARD PACHECO'S BATTING RECORD

YEAR	TEAM	AVG	G	AB	R	H	2B	3B	HR	RBI	SH	SF	HP	BB	SO	SB	CS	E
2000	Santo Domingo	.359	45	167	32	60	8	2	1	34	1	3	2	13	16	1	2	3
2001	Santo Domingo	.259	42	147	23	38	5	1	1	17	1	1	3	21	17	2	4	4
Minor League Totals-2 years		.312	87	314	55	98	13	3	2	51	2	4	5	34	33	3	6	7

PATIÑO, Darwin

Full Name: Darwin Rafael Patiño

Ht: 6-2 **Wt:** 175 **B/T:** R/R

School: Liceo Salvador Cordova

Obtained: Signed as a non-drafted free agent on Feb. 28, 2000

Right-handed Pitcher

Born: Feb. 25, 1983 in Cumana, Sucre, Venezuela

Residence: Cumana, Sucre, Venezuela

Scout: Camilo Pascual

DARWIN PATIÑO'S CAREER PITCHING RECORD

YEAR	TEAM	W-L	ERA	G	GS	CG	SHO	SV	IP	H	R	ER	HR	HB	BB	SO	WP	BK
2000	La Pradera	0-1	3.12	8	0	0	0	2	17.1	20	8	6	0	5	7	21	0	0
2001									Injured-Did Not Play									
Minor League Totals-2 years		0-1	3.12	8	0	0	0	2	17.1	20	8	6	0	5	7	21	0	0

PEGUERO, Santo

Full Name: Santo Peguero Gomez

Ht: 6-1 **Wt:** 175 **B/T:** S/R

School: Escuela Canada

Obtained: Signed as a non-drafted free agent on March 20, 2000

Outfielder

Born: Aug. 16, 1983 in Bani, Dominican Republic

Residence: Bani, Dominican Republic

Scout: Maximo Gross

SANTO PEGUERO'S CAREER BATTING RECORD

YEAR	TEAM	AVG	G	AB	R	H	2B	3B	HR	RBI	SH	SF	HP	BB	SO	SB	CS	E
2000	Santo Domingo	.172	31	87	12	15	3	2	0	10	0	0	1	10	23	1	3	3
2001	Santo Domingo	.133	5	15	0	2	0	0	0	0	0	0	1	2	3	0	1	0
Minor League Totals-2 years		.167	36	102	12	17	3	2	0	10	0	0	2	12	26	1	4	3

PEÑA, Carlos

Full Name: Carlos A. Peña

Ht: 6-2 **Wt:** 190 **B/T:** R/R

School: N/A

Obtained: Signed as a non-drafted free agent on April 29, 2001

Outfielder

Born: Dec. 28, 1983 in Santa Cruz De El Seibo, Dominican Republic

Residence: El Seybo, Dominican Republic

Scout: Andres Joseph & Pablo Peguero

CARLOS PEÑA'S CAREER BATTING RECORD

YEAR	TEAM	AVG	G	AB	R	H	2B	3B	HR	RBI	SH	SF	HP	BB	SO	SB	CS	E
2001	Santo Domingo	.186	53	188	18	35	2	0	2	6	0	0	1	12	78	4	4	--
Minor League Totals-1 year		.186	53	188	18	35	2	0	2	6	0	0	1	12	78	4	4	--

PERELLO, Manuel

Full Name: Manuel Perello

Ht: 6-3 **Wt:** 195 **B/T:** R/R

School: N/A

Obtained: Signed as a non-drafted free agent on May 25, 2001

Right-handed Pitcher

Born: June 18, 1984 in Bani, Dominican Republic

Residence: Bani, Dominican Republic

Scouts: Pablo Peguero & Maximo Gross

MANUEL PERELLO'S CAREER PITCHING RECORD

YEAR	TEAM	W-L	ERA	G	GS	CG	SHO	SV	IP	H	R	ER	HR	HB	BB	SO	WP	BK
2001	Santo Domingo	0-0	9.00	13	0	0	0	0	14.0	13	15	14	2	3	19	10	4	2
Minor League Totals-1 year		0-0	9.00	13	0	0	0	0	14.0	13	15	14	2	3	19	10	4	2

PEREZ, Jesus

Full Name: Jesus Perez

Ht: 6-1 **Wt:** 184 **B/T:** R/R

School: N/A

Obtained: Signed as a non-drafted free agent on March 12, 2001

Outfielder

Born: Dec. 19, 1983 in Caracas, Venezuela

Residence: Caracas, Venezuela

Scout: Camilo Pascual

JESUS PEREZ'S CAREER BATTING RECORD

YEAR	TEAM	AVG	G	AB	R	H	2B	3B	HR	RBI	SH	SF	HP	BB	SO	SB	CS	E
2001	La Pradera	.274	19	62	8	17	2	1	1	7	0	0	0	5	22	3	3	--
Minor League Totals - 1 Year		.274	19	62	8	17	2	1	1	7	0	0	0	5	22	3	3	--

PEREZ, Juan

Full Name: Juan Pinales Perez

Ht: 5-11 **Wt:** 165 **B/T:** R/R

School: Liceo INVI

Obtained: Signed as a non-drafted free agent on Oct. 13, 1998

Right-handed Pitcher

Born: Feb. 5, 1979 in San Cristobal, Dominican Republic

Residence: Distrito Nacional, Dominican Republic

Scout: Pablo Peguero

JUAN PEREZ'S CAREER PITCHING RECORD

YEAR	TEAM	W-L	ERA	G	GS	CG	SHO	SV	IP	H	R	ER	HR	HB	BB	SO	WP	BK
1999	Santo Domingo-2	0-0	2.55	14	0	0	0	0	17.2	15	10	5	0	1	8	17	1	0
2000									Injured-Did Not Play									
2001									Did Not Play									
Minor League Totals-2 years		0-0	2.55	14	0	0	0	0	17.2	15	10	5	0	1	8	17	1	0

PEROZO, Hector

Full Name: Hector Jose Perozo

Ht: 6-2 **Wt:** 190 **B/T:** R/R

School: Ignacio Burck

Obtained: Signed as a non-drafted free agent on July 2, 2000

Infielder

Born: Sept. 20, 1983 in Caracas, Venezuela

Residence: Caracas, Venezuela

Scout: Camilo Pascual

HECTOR PEROZO'S CAREER BATTING RECORD

YEAR	TEAM	AVG	G	AB	R	H	2B	3B	HR	RBI	SH	SF	HP	BB	SO	SB	CS	E
2002 will be his first professional season																		

PIERCE, Sean

Full Name: Sean P. Pierce
Ht: 5-9 **Wt:** 190 **B/T:** R/R
High School: South Hills (West Covina, CA)
Obtained: Selected in ninth round of 2001 First-Year Player Draft

Outfielder
Born: Nov. 26, 1978 in Fullerton, CA
Residence: Covina, CA
College: San Diego State University
Scout: Scott Groot

Career Notes: **2001** — Had a productive first pro season, playing the bulk of the campaign as the starting center fielder for rookie-level Great Falls...led all Dodger short-season minor leaguers and ranked second in Pioneer League with seven triples...also topped Great Falls in batting average (.311) and runs scored (59) and was second in stolen bases (29)...honored as the Dodger organization's Player of the Month for August, when he hit .353 (36-for-102) with 22 runs scored, 16 RBI and 15 stolen bases...had 25 multi-hit games...**OTHER** — Was a wide receiver on San Diego State University's football team, catching 40 passes for 590 yards and three touchdowns in his four-year career...was a standout in baseball, football and track and field at South Hills High School in West Covina, CA.

SEAN PIERCE'S CAREER BATTING RECORD

YEAR	TEAM	AVG	G	AB	R	H	2B	3B	HR	RBI	SH	SF	HP	BB	SO	SB	CS	E
2001	Great Falls	.311	72	273	59	85	11	7	6	43	0	0	5	43	54	29	6	4
	Wilmington	.250	3	12	0	3	0	0	0	0	0	0	0	2	1	1	0	0
Minor League Totals—1 year		.309	75	285	59	88	11	7	6	43	0	0	5	43	56	30	7	4

PILKINGTON, Brian

Full Name: Brian A. Pilkington
Ht: 6-5 **Wt:** 210 **B/T:** R/R
High School: Santiago (Garden Grove, CA)
Obtained: Selected in second round of 2001 First-Year Player Draft

Right-handed Pitcher
Born: Sept. 17, 1982 in Mission Viejo, CA
Residence: Garden Grove, CA
Scout: Bobby Darwin

Career Notes: **2001** — Was the Dodgers' first pick (second round) and 68th overall in the June draft...his first professional season with rookie-level Great Falls was cut short after he suffered shoulder fatigue, which required arthroscopic surgery...in five games, struck out 17 and walked just two in 16.0 innings...**OTHER** — Nephew of former Major League pitcher Bert Blyleven, who won 287 games in a 22-year career...in 12 starts during his senior season at Santiago High School (Garden Grove, CA) in 2001, was 10-2 with a 0.90 ERA, 97 strikeouts and just seven walks in 72.0 innings...also batted .385.

BRIAN PILKINGTON'S CAREER PITCHING RECORD

YEAR	TEAM	W-L	ERA	G	GS	CG	SHO	SV	IP	H	R	ER	HR	HB	BB	SO	WP	BK
2001	Great Falls	0-1	5.63	5	2	0	0	0	16.0	19	11	10	2	1	2	17	2	0
Minor League Totals—1 year		0-1	5.63	5	2	0	0	0	16.0	19	11	10	2	1	2	17	2	0

PORTILLO, Edgar

Full Name: Edgar Portillo
Ht: 6-1 **Wt:** 180 **B/T:** R/R
School: Nuestra Senora Valle
Obtained: Signed as a non-drafted free agent on July 2, 2001

Right-handed Pitcher
Born: Oct. 8, 1983 in Maracaibo, Venezuela
Residence: Maracaibo, Venezuela
Scout: Camilo Pascual

EDGAR PORTILLO'S CAREER PITCHING RECORD

YEAR	TEAM	W-L	ERA	G	GS	CG	SHO	SV	IP	H	R	ER	HR	HB	BB	SO	WP	BK
		2002 will be his first professional season																

PRICE, Jared

Full Name: Jared D. Price
Ht: 6-1 **Wt:** 190 **B/T:** R/R
High School: Minico (ID)
Obtained: Selected in seventh round of 2000 First-Year Player Draft

Catcher
Born: March 18, 1982 in Burley, ID
Residence: Rupert, ID
Scout: Henry Jones

JARED PRICE'S CAREER BATTING RECORD

YEAR	TEAM	AVG	G	AB	R	H	2B	3B	HR	RBI	SH	SF	HP	BB	SO	SB	CS	E
2000	Great Falls	.191	27	89	13	17	3	1	1	10	0	1	6	13	30	2	2	2
2001	GCL Dodgers	.096	33	94	10	9	1	0	0	5	2	1	6	14	41	0	2	3
Minor League Totals—2 years		.142	60	183	23	26	4	1	1	15	2	2	12	27	71	2	4	5

PROCTOR, Scott**Full Name:** Scott Christopher Proctor**Ht:** 6-1 **Wt:** 198 **B/T:** R/R**High School:** Martin County (FL)**Obtained:** Selected in fifth round of 1998 First-Year Player Draft

Career Notes: **2001** - Helped Single-A Vero Beach capture a first-half Florida State League division crown and was then promoted to Double-A Jacksonville, where he participated in the Suns' drive to the Southern League co-championship...was a combined 10-7 with a 3.08 ERA and 127 strikeouts in 140.1 innings...selected to pitch in FSL All-Star Game...posted 2-1 mark with a 1.45 ERA in five April starts...won four of last five decisions before promotion...in his first week with Jacksonville, was named Southern League Pitcher of the Week for June 29-July 5 after going 1-0, allowing just one run and eight hits in two starts, covering 12 innings...was 3-1 in five July starts.

Right-handed Pitcher**Born:** Jan. 2, 1977 in Stuart, FL**Residence:** Jensen Beach, FL**College:** Florida State University**Scout:** Bill Pleis**SCOTT PROCTOR'S CAREER PITCHING RECORD**

YEAR	TEAM	W-L	ERA	G	GS	CG	SHO	SV	IP	H	R	ER	HR	HB	BB	SO	WP	BK
1998	Yakima	0-1	10.80	3	1	0	0	2	5.0	9	8	6	1	0	1	4	1	2
1999	Yakima	4-2	7.20	16	6	0	0	0	50.0	57	45	40	4	5	26	41	7	1
2000	Vero Beach	3-7	5.16	35	5	0	0	1	89.0	93	65	51	13	6	54	70	6	1
2001	Vero Beach	6-4	2.48	15	15	0	0	0	90.2	73	30	25	8	9	30	79	3	0
	Jacksonville	4-3	4.17	10	9	0	0	0	49.2	39	26	23	6	2	31	48	2	0
Minor League Totals-4 years		17-17	4.59	79	36	0	0	3	284.1	271	174	145	32	22	142	242	19	4

REINA, Dimas**Full Name:** Dimas Reina**Ht:** 6-0 **Wt:** 170 **B/T:** R/R**School:** Aplicacion**Obtained:** Signed as a non-drafted free agent on Oct. 19, 1998

Career Notes: **2001** - Helped Gulf Coast League Dodgers win Eastern Division crown...topped all Dodger short-season minor leaguers with eight saves...led GCL in games pitched (25)...did not allow a run in 10 July appearances, spanning 16 innings...was 3-0 with four saves in 13 home appearances, striking out 27 batters in 27.2 innings...**2000** - Pitching for La Pradera, ranked sixth in Venezuelan Summer League with a 2.20 ERA.

Right-handed Pitcher**Born:** Feb. 23, 1982 in Caracas, Venezuela**Residence:** Caracas, Venezuela**Scout:** Camilo Pascual**DIMAS REINA'S CAREER PITCHING RECORD**

YEAR	TEAM	W-L	ERA	G	GS	CG	SHO	SV	IP	H	R	ER	HR	HB	BB	SO	WP	BK
1999	San Joaquin	3-4	2.19	15	12	0	0	0	65.2	52	20	16	3	5	23	55	6	1
2000	La Pradera	6-2	2.20	15	8	0	0	0	61.1	47	20	15	2	7	20	53	5	0
2001	GCL Dodgers	3-1	1.30	25	0	0	0	8	41.2	34	6	6	0	5	6	35	1	0
Minor League Totals-3 years		12-7	1.86	55	20	0	0	8	178.2	133	46	37	5	17	49	143	12	1

REPKO, Jason**Full Name:** Jason Repko**Ht:** 5-11 **Wt:** 175 **B/T:** R/R**High School:** Hanford (West Richland, WA)**Obtained:** Selected in first round of 1999 First-Year Player Draft

Career Notes: **2001** - Entered season ranked as the Dodgers' fourth-best prospect by *Baseball America*...played 77 games at shortstop and 11 as a designated hitter for Single-A Wilmington...**2001** - Appeared in just eight games for Single-A Yakima before suffering a season-ending injury...**1999** - After being drafted No. 1 by the Dodgers, made professional debut for rookie-level Great Falls and earned Pioneer League all-star honors...tied for first in the league with nine triples and led club in hitting (.304), home runs (8) and RBI (32)...the nine triples also tied for second among all short-season minor leaguers...batted .356 (26-for-73) with three doubles, four triples, three home runs and 15 RBI in an 18-game stretch from June 16-July 25...**OTHER** - As a senior at Hanford High School in West Richland, WA, hit .581 (43-for-74) with 18 homers, 47 RBI and 14 stolen bases in 20 games.

Born: Dec. 27, 1980 in East Chicago, IN**Residence:** West Richland, WA**Scout:** Henry Jones**Infielder****JASON REPKO'S CAREER BATTING RECORD**

YEAR	TEAM	AVG	G	AB	R	H	2B	3B	HR	RBI	SH	SF	HP	BB	SO	SB	CS	E
1999	Great Falls	.304	49	207	51	63	9	9	8	32	1	1	3	21	43	12	5	38
2000	Yakima	.294	8	17	3	5	2	0	0	1	0	0	0	18	77	1	2	3
2001	Wilmington	.220	88	337	36	74	17	4	4	32	6	3	3	15	66	17	8	26
Minor League Totals-3 years		.304	145	561	90	142	28	13	12	65	7	4	6	54	188	30	15	67

REYES, Ricardo

Full Name: Ricardo Reyes
Ht: 6-0 **Wt:** 170 **B/T:** R/R
School: N/A
Obtained: Signed as a non-drafted free agent on Sept. 3, 2001

Right-handed Pitcher

Born: April 13, 1984 in Puerto Plata, Dominican Republic
Residence: Puerto Plata, Dominican Republic
Scout: Camilo Pascual

RICARDO REYES' CAREER PITCHING RECORD

YEAR	TEAM	W-L	ERA	G	GS	CG	SHO	SV	IP	H	R	ER	HR	HB	BB	SO	WP	BK
------	------	-----	-----	---	----	----	-----	----	----	---	---	----	----	----	----	----	----	----

2002 will be his first professional season

RIGGS, Eric

Full Name: Eric David Riggs
Ht: 6-2 **Wt:** 190 **B/T:** S/R
High School: Brownsbury (FL)
Obtained: Selected in fourth round of 1998 First-Year Player Draft

Infielder

Born: Aug. 19, 1976 in Indianapolis, IN
Residence: Miami, FL
College: University of Central Florida
Scout: Bill Pleis

Career Notes: **2001** - Played for Double-A Southern League co-champion Jacksonville and was voted by league managers as being the league's best defensive third baseman...primarily a shortstop in his three previous minor league campaigns...led club with 11 sacrifice hits and ranked third with 28 doubles...**2000** - Had 25 multi-hit games in his first full season at Double-A with San Antonio...**1999** - Led California League champion San Bernardino in runs scored (105), tied for lead in triples (10) and was second in home runs (16)...ranked tied for seventh among all Single-A players in runs...chosen as Dodger organization Player of the Month for August after batting .308 (32-for-104) with six doubles, two triples, seven homers and 18 RBI...finished season with a 10-game hitting streak...collected four hits, including a home run, in the regular season finale...**OTHER** - Was a point guard on the University of Central Florida basketball team.

ERIC RIGGS' CAREER BATTING RECORD

YEAR	TEAM	AVG	G	AB	R	H	2B	3B	HR	RBI	SH	SF	HP	BB	SO	SB	CS	E
1998	Vero Beach	.248	61	230	30	57	12	3	3	17	3	1	0	23	46	3	4	17
1999	San Bernardino	.275	130	523	105	144	18	10	16	69	7	5	6	70	92	27	11	24
2000	San Antonio	.223	117	421	56	94	19	4	7	39	15	2	2	54	85	18	6	16
2001	Jacksonville	.256	118	394	52	101	28	1	6	36	11	3	5	42	49	7	4	16
Minor League Totals-4 years		.253	426	1568	243	396	77	18	32	161	36	11	13	191	272	55	25	73

RIJO, Fernando

Full Name: Fernando Lopez Rijo
Ht: 5-11 **Wt:** 155 **B/T:** R/R
School: Liceo Guatamala
Obtained: Selected in 2001 Minor League Rule V Draft from Texas

Right-handed Pitcher

Born: Nov. 15, 1977 in La Romana, Dominican Republic
Residence: La Romana, Dominican Republic
Scout: Pablo Peguero

Career Notes: Originally signed by Dodgers as a free agent Feb. 28, 1995 and has spent seven seasons in Dodger organization...signed by Texas as a six-year free agent Nov. 27, 2001...**2001** - Spent bulk of season with Single-A Wilmington, leading the club with 11 wins and 128 strikeouts in 139 innings...made history June 22 when he hurled the first six innings of a combined no-hitter with Will McCrotty in a 5-0 win over Augusta... during June, was 3-1 with a 1.24 ERA...was 6-2 with a 1.44 in 11 home games...held right-handed hitters to a .179 mark (47-for-262)...won six straight decisions from June 15-July 22...finished season with Single-A Vero Beach...**2001** - Limited to just three games with rookie-level Yakima due to injury...**1998** - Was 3-1 for rookie-level Great Falls, which won Pioneer League first-half division title...**1997** - Was a top reliever for his hometown La Romana team, which won a second straight Dominican Summer League title...compiled 3-3 record with 10 saves and a 1.96 ERA...held opponents to a .205 batting average...**1996** - Posted 4-0 mark and 2.48 ERA for DSL champion La Romana.

FERNANDO RIJO'S CAREER PITCHING RECORD

YEAR	TEAM	W-L	ERA	G	GS	CG	SHO	SV	IP	H	R	ER	HR	HB	BB	SO	WP	BK
1995	Santo Domingo	3-6	7.07	16	11	1	0	0	56.0	71	51	44	0	1	45	28	3	0
1996	La Romana	4-0	2.48	15	1	0	0	0	40.0	36	18	11	0	0	25	20	1	0
1997	La Romana	3-3	1.96	21	0	0	0	10	36.2	27	11	8	0	3	19	38	3	0
1998	Great Falls	3-1	4.32	14	6	0	0	0	50.0	44	34	24	3	4	35	42	6	0
1999	Yakima	1-4	7.69	18	4	0	0	2	57.1	63	57	49	14	9	31	39	9	0
2000	Yakima	0-0	3.16	3	0	0	0	1	5.2	5	3	2	0	0	1	5	0	0
2001	Wilmington	11-7	2.96	26	26	0	0	0	139.0	107	64	46	12	8	54	128	11	1
	Vero Beach	0-1	5.73	2	2	0	0	0	11.0	7	7	7	2	0	10	11	1	0
Minor League Totals-7 years		25-22	4.34	115	50	1	0	13	395.2	360	245	191	31	25	220	311	34	1

PLAYER DEVELOPMENT

RIVAS, Rafael

Full Name: Rafael Rivas
Ht: 5-11 **Wt:** 165 **B/T:** R/R
School: N/A
Obtained: Signed as a non-drafted free agent on July 2, 2001

Infielder

Born: Feb. 5, 1983 in Caracas, Venezuela
Residence: Caracas, Venezuela
Scout: Camilo Pascual

RAFAEL RIVAS' CAREER BATTING RECORD

YEAR	TEAM	AVG	G	AB	R	H	2B	3B	HR	RBI	SH	SF	HP	BB	SO	SB	CS	E
------	------	-----	---	----	---	---	----	----	----	-----	----	----	----	----	----	----	----	---

2002 will be his first professional season

ROBERTS, Rick

Full Name: Richard Charles Roberts
Ht: 6-1 **Wt:** 180 **B/T:** L/L
High School: Forest Hills (PA)
Obtained: Acquired in a trade with Detroit on April 16, 1999
Career Notes: Originally drafted (10th round) and signed by Detroit in June 1997.

Left-handed Pitcher

Born: May 20, 1979 in Windber, PA
Residence: Summer Hill, PA
Scout: Lou Laslo (Detroit)

RICK ROBERTS' CAREER PITCHING RECORD

YEAR	TEAM	W-L	ERA	G	GS	CG	SHO	SV	IP	H	R	ER	HR	HB	BB	SO	WP	BK
1997	GCL Tigers	2-2	4.24	11	10	0	0	0	34.0	35	22	16	0	1	19	40	9	2
1998	Jamestown	3-7	3.15	15	15	0	0	0	85.2	96	44	30	4	2	37	60	4	3
1999	West Michigan	0-0	12.00	1	1	0	0	0	3.0	5	5	4	1	0	2	1	1	0
	Vero Beach	1-4	6.04	11	10	0	0	0	44.2	54	35	30	7	2	25	29	6	0
	Yakima	1-3	7.27	11	6	0	0	0	34.2	52	34	28	5	0	23	26	4	1
2000	San Bernardino	8-5	5.05	29	15	0	0	1	108.2	112	66	61	7	5	53	88	8	2
2001	Wilmington	3-1	2.75	7	2	0	0	0	19.2	12	7	6	2	2	7	26	1	0
	Vero Beach	4-5	2.72	29	14	0	0	4	86.0	70	42	26	6	7	47	92	7	2
Minor League Totals-5 years		22-27	4.35	114	73	0	0	5	416.1	436	255	201	32	19	213	362	40	10

RODRIGUEZ, Orlando

Full Name: Orlando R. Rodriguez
Ht: 5-10 **Wt:** 155 **B/T:** L/L
School: N/A

Left-handed Pitcher

Born: Nov. 28, 1980 in Santiago, Dominican Republic
Residence: Santiago, Dominican Republic
Scout: Devio Gonzalez (Chicago White Sox)

Obtained: Acquired in a trade with the Chicago White Sox on March 22, 2001
Career Notes: Originally signed by the Chicago White Sox as a non-drafted free agent in January 2000...**2001** - Led Dodger short-season minor leaguers with 79 strikeouts in 60.2 innings for Great Falls...after the season, pitched for the Dominican Republic in the World Cup tournament in Taiwan.

ORLANDO RODRIGUEZ'S CAREER PITCHING RECORD

YEAR	TEAM	W-L	ERA	G	GS	CG	SHO	SV	IP	H	R	ER	HR	HB	BB	SO	WP	BK
2000	Ariz. League-White Sox	2-5	4.20	16	5	0	0	0	40.2	36	30	19	3	2	32	53	3	1
	DSL-White Sox	1-1	4.20	3	3	0	0	0	15.0	11	8	7	3	5	4	25	1	0
2001	Great Falls	3-3	4.15	15	10	0	0	1	60.2	58	41	28	11	4	26	79	7	0
Minor League Totals-2 years		6-9	4.18	34	18	0	0	1	116.1	105	79	54	17	11	62	157	11	1

RODRIGUEZ, Alberto

Full Name: Alberto Rodriguez
Ht: 6-0 **Wt:** 185 **B/T:** R/R
School: Escuela Los 3 Cruces
Obtained: Signed as a non-drafted free agent on Aug. 21, 2001

Right-handed Pitcher

Born: May 28, 1985 in Salcedo, Dominican Republic
Residence: Santiago, Dominican Republic
Scout: Pablo Peguero

ROSARIO RODRIGUEZ'S CAREER PITCHING RECORD

YEAR	TEAM	W-L	ERA	G	GS	CG	SHO	SV	IP	H	R	ER	HR	HB	BB	SO	WP	BK
------	------	-----	-----	---	----	----	-----	----	----	---	---	----	----	----	----	----	----	----

2002 will be his first professional season

ROJAS, Jose

Full Name: Jose Manuel Rojas **Born:** March 20, 1982 in San Pedro de Macoris, Dominican Republic
Ht: 5-10 **Wt:** 160 **B/T:** R/R **Residence:** San Pedro de Macoris, Dominican Republic
School: N/A **Scout:** Pablo Peguero

Right-handed Pitcher

Obtained: Signed as a non-drafted free agent on June 13, 1999

Career Notes: Tabbed by *Baseball America* as the Dodgers' eighth-best prospect...**2001** - Ranked first in South Atlantic League with 2.12 ERA for Single-A Wilmington...was second on club with 10 wins...pitched in SAL All-Star Game...during April, went 3-0 with a 0.88 ERA in five starts...named Dodger Minor League Pitcher of the Month for May, when he was 3-1 with a 2.56 ERA in six starts...was 2-0 with a 0.47 ERA in July...**2000** - Tossed 2.0 scoreless innings in the playoffs to help Yakima win the Northwest League championship.

JOSE ROJAS' CAREER PITCHING RECORD

YEAR	TEAM	W-L	ERA	G	GS	CG	SHO	SV	IP	H	R	ER	HR	HB	BB	SO	WP	BK
1999	La Romana	5-1	3.15	19	5	0	0	1	60.0	39	25	21	1	5	16	70	6	0
2000	Yakima	4-4	3.25	13	9	0	0	1	52.2	45	26	19	3	5	19	47	3	1
2001	Wilmington	10-3	2.12	24	23	1	0	0	135.2	107	42	32	7	7	42	116	9	0
	Vero Beach	0-0	6.00	1	0	0	0	0	3.0	3	2	2	0	1	1	3	0	0
Minor League Totals-3 years		19-8	2.65	57	37	1	0	2	251.1	194	49	74	12	18	31	137	18	1

ROMERO, Flavio

Full Name: Flavio Alonso Romero **Born:** Aug. 1, 1979 in Hermosillo, Mexico
Ht: 5-11 **Wt:** 155 **B/T:** L/R **Residence:** Hermosillo, Mexico
School: N/A **Scout:** Mike Brito

Infielder

Obtained: Signed as a non-drafted free agent on Dec. 6, 1997

Career Notes: **2000** - His .343 batting average ranked 10th in the Arizona League...batted .354 (29-for-82) at home...**1999** - His average ranked seventh in the San Pedro de Macoris Division of the Dominican Summer League...led the division champions in runs and tied for the team lead in triples.

FLAVIO ROMERO'S CAREER BATTING RECORD

YEAR	TEAM	AVG	G	AB	R	H	2B	3B	HR	RBI	SH	SF	HP	BB	SO	SB	CS	E
1998	Santo Domingo	.331	48	148	36	49	4	3	0	13	1	0	2	37	18	4	6	-
1999	La Romana	.303	55	186	56	57	7	4	0	24	2	2	6	56	33	14	3	15
2000	Mexico (Arizona League)	.343	51	178	40	61	8	4	0	26	0	3	1	52	27	8	7	15
2001	Saltillo	.320	20	25	4	8	2	0	0	2	0	0	0	4	3	3	1	2
Minor League Totals-4 years		.325	174	539	136	175	21	11	0	65	3	5	9	149	81	29	17	34

RONDON, Jose

Full Name: Jose Asdrubal Rondon **Born:** May 6, 1984 in Bolivar, Venezuela
Ht: 6-4 **Wt:** 175 **B/T:** R/R **Residence:** Bolivar, Venezuela
School: Colegio San Francisco de Asis **Scout:** Camilo Pascual
Obtained: Signed as a non-drafted free agent on Sept. 8, 2000

Right-handed Pitcher

JOSE RONDON'S CAREER PITCHING RECORD

YEAR	TEAM	W-L	ERA	G	GS	CG	SHO	SV	IP	H	R	ER	HR	HB	BB	SO	WP	BK	
2002 will be his first professional season																			

ROSS, David

Full Name: David Wade Ross **Born:** March 19, 1977 in Bainbridge, GA
Ht: 6-2 **Wt:** 205 **B/T:** R/R **Residence:** Tallahassee, FL
High School: Florida (FL) **College:** University of Florida
Scout: Bill Pleis

Catcher

Obtained: Selected in seventh round of 1998 First-Year Player Draft

Career Notes: 2001: Caught 70 games for Southern League co-champion Jacksonville...selected to play in midsummer SL All-Star Game...**2001** - Collected two homers and seven RBI in nine playoff games for California League champion San Bernardino...**1998** - His .309 batting average for Yakima ranked ninth in the Northwest League...led league catchers in putouts (428).

DAVID ROSS' CAREER BATTING RECORD

YEAR	TEAM	AVG	G	AB	R	H	2B	3B	HR	RBI	SH	SF	HP	BB	SO	SB	CS	E
1998	Yakima	.309	59	191	31	59	14	1	6	25	2	2	1	34	49	2	2	10
1999	Vero Beach	.227	114	375	47	85	19	1	7	39	1	6	7	46	111	5	9	14
2000	San Bernardino	.257	51	191	27	49	11	1	7	21	3	1	1	17	43	3	2	3
	San Antonio	.209	24	67	11	14	2	1	3	12	1	1	1	9	17	1	0	1
2001	Jacksonville	.264	74	246	35	65	13	1	11	45	0	3	10	34	72	1	1	9
Minor League Totals-4 years		.246	322	1070	151	263	59	5	34	142	7	13	20	140	292	12	14	37

RUELAS, Heriberto

Full Name: Heriberto Ruelas Iza

Ht: 6-1 **Wt:** 189 **B/T:** L/L

School: Colegio de Accidente

Obtained: Signed as a non-drafted free agent on Feb. 18, 2000

Career Notes: **2001** - Was 5-2 with 66 strikeouts in 64 innings for Santo Domingo.

Left-handed Pitcher

Born: May 28, 1982 in Los Mochis, Sinaloa, Mexico

Residence: Los Mochis, Sinaloa, Mexico

Scout: Camilo Pascual

HERIBERTO RUELAS' CAREER PITCHING RECORD

YEAR	TEAM	W-L	ERA	G	GS	CG	SHO	SV	IP	H	R	ER	HR	HB	BB	SO	WP	BK
1999	Santo Domingo	2-2	3.15	8	6	0	0	0	40.0	36	25	14	0	4	13	33	5	--
2000	Mexico (Arizona League)	0-3	8.06	6	4	0	0	0	22.1	33	23	20	2	1	14	20	3	0
2001	Santo Domingo	5-2	2.53	14	11	0	0	0	64.0	43	22	18	0	4	35	66	6	0
Minor League Totals-3 years		7-7	3.70	28	21	0	0	0	126.1	112	70	52	2	9	62	119	14	0

SANCHEZ, Cade

Full Name: Cade Anthony Sanchez

Ht: 6-0 **Wt:** 200 **B/T:** L/R

High School: N/A

Obtained: Selected in 2001 Rule V Minor League Draft from Oakland

Career Notes: Originally drafted (21st round) and signed by Oakland in June 1999.

Right-handed Pitcher

Born: March 7, 1977 in Salina, KS

Residence: Salina, KS

College: University of Texas

Scout: Tim Holt (Oakland)

CADE SANCHEZ'S CAREER PITCHING RECORD

YEAR	TEAM	W-L	ERA	G	GS	CG	SHO	SV	IP	H	R	ER	HR	HB	BB	SO	WP	BK
1999	So. Oregon	0-1	3.80	9	0	0	0	0	21.1	20	15	9	0	0	21	15	4	1
2000	Visalia	4-0	4.76	14	0	0	0	0	11.1	14	9	6	0	1	9	8	1	1
	Vancouver	0-2	2.20	16	0	0	0	6	16.1	10	5	4	0	1	13	13	3	1
2001	Modesto	3-6	3.93	39	0	0	0	3	55.0	57	30	24	1	9	34	54	8	0
	DSL-Oakland	7-5	2.44	14	14	3	1	0	92.1	100	40	25	2	9	22	70	3	1
Minor League Totals-3 years		14-14	3.12	92	14	3	1	9	196.1	201	99	68	3	20	99	160	19	4

SANTANA, Carlos

Full Name: Carlos Santana

Ht: 5-11 **Wt:** 174 **B/T:** R/R

School: Juan Pablo Duarte

Obtained: Signed as a non-drafted free agent on July 4, 2001

Born: October 3, 1984 in San Pedro de Macoris, Dominican Republic

Residence: San Pedro de Macoris, Dominican Republic

Scout: Angel Santana & Pablo Peguero

Right-handed Pitcher

CARLOS SANTANA'S CAREER PITCHING RECORD

YEAR	TEAM	W-L	ERA	G	GS	CG	SHO	SV	IP	H	R	ER	HR	HB	BB	SO	WP	BK	
2002 will be his first professional season																			

SANTIAGO, Victor

Full Name: Victor Manuel Santiago

Ht: 5-11 **Wt:** 178 **B/T:** R/R

School: Liceo Pedro Henriquez Urena

Obtained: Signed as a non-drafted free agent on Nov. 9, 1998

Career Notes: **2001** - Led Dodger short-season minor leaguers with a 1.05 ERA.

Born: Aug. 10, 1971 in Jamao Afuera, Salcedo, DR

Residence: Santiago, Dominican Republic

Scouts: Pablo Peguero & Victor Baez

Right-handed Pitcher

VICTOR SANTIAGO'S CAREER PITCHING RECORD

YEAR	TEAM	W-L	ERA	G	GS	CG	SHO	SV	IP	H	R	ER	HR	HB	BB	SO	WP	BK
1999	Santo Domingo	2-4	5.02	16	10	0	0	0	61.0	67	43	34	4	7	11	49	4	1
2000	Santo Domingo	2-1	3.52	16	7	1	1	1	53.2	53	29	21	1	6	14	53	3	0
2001	Santo Domingo	5-2	1.05	12	11	0	0	0	68.2	57	16	8	2	7	11	45	2	-
Minor League Totals-3 years		9-7	3.09	44	28	1	1	1	183.1	177	88	63	7	20	36	147	9	1

SIMON, Ben

Full Name: Benjamin Saul Simon

Ht: 6-1 **Wt:** 185 **B/T:** R/R

High School: Berlin Heights (OH)

Obtained: Selected in seventh round of 1996 First-Year Player Draft

Career Notes: **2001** – Split season with Double-A Southern League co-champion Jacksonville and Triple-A Las Vegas...selected to pitch in Double-A All-Star Game...was 3-1 with a 2.60 ERA in April for Jacksonville...**2000** – While with Double-A San Antonio, was named Texas League Pitcher of the Week twice...in August, posted a 1.95 ERA ...finished fourth in the Venezuelan Winter League with a 2.66 ERA...**1999** – Pitching primarily as a reliever, led Vero Beach in victories (7) and strikeouts (89)...**1996** – Ranked second in Northwest League with a .134 batting average against for Yakima.

Right-handed Pitcher

Born: Nov. 12, 1974 in Elyria, OH

Residence: Berlin Heights, OH

College: Eastern Michigan University

Scout: Dale McReynolds

BEN SIMON'S CAREER PITCHING RECORD

YEAR	TEAM	W-L	ERA	G	GS	CG	SHO	SV	IP	H	R	ER	HR	HB	BB	SO	WP	BK
1996	Yakima	2-6	3.66	15	10	0	0	1	66.1	59	34	27	5	3	21	62	0	1
1997	Savannah	7-5	3.09	18	17	2	1	0	93.1	84	35	32	2	7	27	93	3	0
1998	Vero Beach	1-2	6.75	7	5	0	0	0	18.2	22	14	14	1	0	7	16	2	0
1999	Vero Beach	7-4	3.45	38	5	0	0	2	88.2	79	44	34	5	10	29	89	7	1
2000	San Antonio	8-8	4.49	29	16	0	0	2	108.1	102	58	54	15	8	44	91	4	1
	Vero Beach	1-0	3.80	4	4	0	0	0	23.2	23	12	10	4	3	5	16	0	1
2001	Jacksonville	7-6	3.32	15	15	0	0	0	81.1	64	34	30	12	7	21	76	1	0
	Las Vegas	2-6	7.35	12	9	0	0	0	52.2	61	48	43	8	7	23	43	1	0
Minor League Totals-6 years		35-37	4.12	138	81	2	1	5	533.0	494	279	244	52	45	177	486	18	4

SIMPSON, Andre

Full Name: Andre Albert Simpson

Ht: 6-3 **Wt:** 180 **B/T:** R/R

High School: Mt. Miguel (Spring Valley, CA)

Obtained: Acquired in a trade with the Chicago White Sox on March 22, 2001

Career Notes: Originally drafted (21st round) and signed by Chicago White Sox in June 1998...**2001** – Combined for 10-4 record between Wilmington and Vero Beach...represented Wilmington in South Atlantic League All-Star Game...lost first three decisions before rolling off 10 straight wins from May 8-Aug. 8...struck out 11 batters in six innings June 4 at Hagerstown...honored as Dodger organization Pitcher of the Month for June, when he was 4-0 with a 0.78 ERA, striking out 29 batters in 23 innings.

Right-handed Pitcher

Born: July 1, 1980 in San Diego, CA

Residence: Lemon Grove, CA

Scout: George Kachigian (Chicago White Sox)

ANDRE SIMPSON'S CAREER PITCHING RECORD

YEAR	TEAM	W-L	ERA	G	GS	CG	SHO	SV	IP	H	R	ER	HR	HB	BB	SO	WP	BK
1998	Anz. League-White Sox	3-6	6.20	14	6	0	0	0	40.2	47	36	28	8	1	20	35	2	1
1999	Bristol	7-1	3.00	13	13	1	0	0	72.0	69	33	24	2	1	22	79	6	0
2000	Burlington	5-6	3.01	45	1	0	0	15	80.2	68	34	27	5	4	32	68	5	1
2001	Wilmington	9-3	2.30	24	9	0	0	1	97.2	75	27	25	8	3	20	96	2	0
	Vero Beach	1-3	8.69	5	5	0	0	0	19.2	23	24	19	1	1	20	17	0	0
Minor League Totals-4 years		25-19	3.56	101	34	1	0	16	310.2	282	154	123	24	10	114	295	15	2

SORIA, Joakim

Full Name: Joakim Soria

Ht: 6-3 **Wt:** 185 **B/T:** R/R

School: N/A

Obtained: Signed as a non-drafted free agent on Oct. 31, 2001

Right-handed Pitcher

Born: May 18, 1984 in Monclove, Mexico

Residence: Monclove, Mexico

Scout: Mike Brito

JOAKIM SORIA'S CAREER PITCHING RECORD

YEAR	TEAM	W-L	ERA	G	GS	CG	SHO	SV	IP	H	R	ER	HR	HB	BB	SO	WP	BK	
		2002 will be his first professional season																	

SOTO, Arol

Full Name: Arol J. Soto

Ht: 6-2 **Wt:** 180 **B/T:** R/R

School: N/A

Obtained: Signed as a non-drafted free agent on Jan. 12, 2001

Right-handed Pitcher

Born: Dec. 25, 1983 in Maracaibo, Venezuela

Residence: Maracaibo, Venezuela

Scout: Camilo Pascual

AROL SOTO'S CAREER PITCHING RECORD

YEAR	TEAM	W-L	ERA	G	GS	CG	SHO	SV	IP	H	R	ER	HR	HB	BB	SO	WP	BK
2001	La Pradera	0-0	5.00	5	1	0	0	1	9.0	8	7	5	0	0	4	6	0	0
Minor League Totals-1 year		0-0	5.00	5	1	0	0	1	9.0	8	7	5	0	0	4	6	0	0

SOTO, Saul

Full Name: Saul Soto

Ht: 6-3 **Wt:** 202 **B/T:** R/R

School: CBTIS 43

Obtained: Signed as a non-drafted free agent on May 16, 1997

Catcher

Born: Aug. 11, 1978 in Los Mochis, Mexico

Residence: Los Mochis, Mexico

Scout: Mike Brito

SAUL SOTO'S CAREER BATTING RECORD

YEAR	TEAM	AVG	G	AB	R	H	2B	3B	HR	RBI	SH	SF	HP	BB	SO	SB	CS	E
1997	La Romana	.282	38	124	18	35	9	0	3	21	2	6	2	14	7	2	3	-
1998	Reynosa	.255	86	290	30	74	8	0	1	20	2	2	5	18	36	3	3	11
1999	Mexico City	.313	57	179	21	56	14	0	2	23	1	1	1	4	24	0	1	-
2000	Yakima	.255	55	192	26	49	12	0	6	26	2	0	9	19	46	1	3	7
	Mexico City	.360	19	50	13	18	4	0	0	4	1	0	0	7	11	1	1	1
2001	Jacksonville	.333	3	3	1	1	0	0	0	0	0	0	0	0	0	0	0	0
	Vero Beach	.000	1	2	0	0	0	0	0	0	0	0	0	2	0	0	0	0
	Wilmington	.262	75	252	32	66	17	0	6	34	1	1	9	33	34	4	4	6
Minor League Totals-5 years		.278	334	1092	93	299	64	0	18	128	9	10	26	97	158	11	15	25

STEFANI, Jason

Full Name: Jason Stefani

Ht: 6-1 **Wt:** 195 **B/T:** L/L

High School: N/A

Obtained: Selected in 33rd round of 2001 First-Year Player Draft

Left-handed Pitcher

Born: April 11, 1979 in San Jose, CA

Residence: Sacramento, CA

College: Albertsons College (ID)

Scout: Henry Jones

JASON STEFANI'S CAREER PITCHING RECORD

YEAR	TEAM	W-L	ERA	G	GS	CG	SHO	SV	IP	H	R	ER	HR	HB	BB	SO	WP	BK
2001	Great Falls	3-1	5.03	19	2	0	0	1	39.1	48	30	22	2	2	19	35	7	1
Minor League Totals-1 year		3-1	5.03	19	2	0	0	1	39.1	48	30	22	2	2	19	35	7	1

STEFFEK, Brian

Full Name: Brian Lee Steffek

Ht: 6-2 **Wt:** 195 **B/T:** R/R

High School: Stafford (TX)

Obtained: Selected in 27th round of 2000 First-Year Player Draft

Right-handed Pitcher

Born: March 2, 1978 in Houston, TX

Residence: Stafford, TX

College: Houston Baptist University

Scout: Chris Smith

BRIAN STEFFEK'S CAREER PITCHING RECORD

YEAR	TEAM	W-L	ERA	G	GS	CG	SHO	SV	IP	H	R	ER	HR	HB	BB	SO	WP	BK
2000	Great Falls	1-1	4.91	21	0	0	0	2	29.1	25	19	16	4	1	18	28	3	0
2001	Great Falls	0-2	7.71	8	2	0	0	1	21.0	28	18	18	2	4	11	19	1	1
	Wilmington	0-1	1.93	9	1	0	0	2	23.1	12	5	5	2	0	8	22	1	0
Minor League Totals-2 years		1-4	4.76	38	3	0	0	5	73.2	65	42	39	8	5	37	69	5	1

STEWART, James

Full Name: James C. Stewart

Ht: 6-3 **Wt:** 175 **B/T:** R/R

High School: Sabino (AZ)

Obtained: Selected in 15th round of 2001 First-Year Player Draft

Right-handed Pitcher

Born: May 9, 1982 in Tucson, AZ

Residence: Vail, AZ

Scout: Tom Thomas

JAMES STEWART'S CAREER PITCHING RECORD

YEAR	TEAM	W-L	ERA	G	GS	CG	SHO	SV	IP	H	R	ER	HR	HB	BB	SO	WP	BK
2001	GCL Dodgers	1-1	3.09	11	1	0	0	0	23.1	19	9	8	2	1	4	14	0	0
Minor League Totals-1 year		1-1	3.09	11	1	0	0	0	23.1	19	9	8	2	1	4	14	0	0

PLAYER DEVELOPMENT

STORY-HARDEN, Thomari

Full Name: Thomari Reginald Story-Harden

Ht: 6-5 **Wt:** 204 **B/T:** R/R

High School: El Cerrito (CA)

Obtained: Selected in eighth round of 1998 First-Year Player Draft

Infielder

Born: April 6, 1980 in Berkeley, CA

Residence: Richmond, CA

Scout: Mark Sheehy

THOMARI STORY-HARDEN'S CAREER BATTING RECORD

YEAR	TEAM	AVG	G	AB	R	H	2B	3B	HR	RBI	SH	SF	HP	BB	SO	SB	CS	E
1998	Yakima	.188	47	128	19	24	5	0	0	15	0	3	9	19	48	1	0	7
1999	Great Falls	.200	13	45	7	9	2	0	2	6	0	0	3	5	17	2	0	0
2000	Great Falls	.232	55	177	27	41	3	3	4	30	1	1	3	25	55	9	1	7
2001	Wilmington	.191	22	68	4	13	2	1	1	5	1	1	0	4	29	0	1	1
	Great Falls	.263	24	80	11	21	4	0	3	14	0	1	6	12	25	2	2	7
Minor League Totals-4 years		.211	121	498	68	108	16	4	10	70	2	6	21	65	174	14	3	22

STRAYHORN, Kole

Full Name: Kole K. Strayhorn

Ht: 6-1 **Wt:** 185 **B/T:** R/R

High School: Shawnee (OK)

Obtained: Selected in fourth round of 2001 First-Year Player Draft

Career Notes: **2001** - Pitching for the Gulf Coast League Dodgers, was chosen as the organization's Minor League Pitcher of the Month for July, after going 4-0 with a 1.21 ERA, striking out 27 in 22.1 innings...**OTHER** - Prior to the 2001 draft, was ranked by *Baseball America* as the nation's 22nd-best high school prospect..

Right-handed Pitcher

Born: Oct. 1, 1982 in Seminole, OK

Residence: Shawnee, OK

Scout: Mike Leuzinger

KOLE STRAYHORN'S CAREER PITCHING RECORD

YEAR	TEAM	W-L	ERA	G	GS	CG	SHO	SV	IP	H	R	ER	HR	HB	BB	SO	WP	BK
2001	Great Falls	0-0	15.43	2	0	0	0	0	2.1	4	4	4	1	1	1	1	0	1
	GCL Dodgers	5-3	2.19	12	6	0	0	0	53.1	41	15	13	1	5	17	47	1	1
Minor League Totals-1 year		5-3	2.75	14	6	0	0	0	55.2	45	19	17	2	6	18	48	1	2

SUERO, Jorge

Full Name: Jorge Suero

Ht: 6-1 **Wt:** 185 **B/T:** R/R

School: Cacique Enriqueillo

Obtained: Signed as a non-drafted free agent on Oct. 5, 2001

Infielder

Born: Oct. 16, 1984 in Azua, Dominican Republic

Residence: Azua, Dominican Republic

Scout: Pablo Peguero

JORGE SUERO'S CAREER BATTING RECORD

YEAR	TEAM	AVG	G	AB	R	H	2B	3B	HR	RBI	SH	SF	HP	BB	SO	SB	CS	E	
2002 will be his first professional season																			

TAVAREZ, Junior

Full Name: Junior Tavarez

Ht: 5-11 **Wt:** 155 **B/T:** S/R

School: N/A

Obtained: Signed as a non-drafted free agent on May 14, 2001

Born: Jan. 29, 1984 in Bayaguana, Dominican Republic

Residence: Bayaguana, Dominican Republic

Scouts: Pablo Peguero & Ezequiel Sepulveda

Infielder

JUNIOR TAVAREZ'S CAREER BATTING RECORD

YEAR	TEAM	AVG	G	AB	R	H	2B	3B	HR	RBI	SH	SF	HP	BB	SO	SB	CS	E
2001	Santo Domingo	.208	61	212	49	44	10	1	0	20	4	2	3	56	46	13	3	--
Minor League Totals-1 year		.208	61	212	49	44	10	1	0	20	4	2	3	56	46	13	3	--

TAYLOR, David

Full Name: David L. Taylor

Ht: 6-5 **Wt:** 190 **B/T:** S/R

School: South Lake (FL)

Obtained: Selected in third round of 2001 First-Year Player Draft

Right-handed Pitcher

Born: Dec. 4, 1982 in Clermont, FL

Residence: Clermont, FL

Scout: Bill Pleis

DAVID TAYLOR'S CAREER PITCHING RECORD

YEAR	TEAM	W-L	ERA	G	GS	CG	SHO	SV	IP	H	R	ER	HR	HB	BB	SO	WP	BK
2001	GCL Dodgers	0-1	3.00	3	3	0	0	0	6.0	5	3	2	0	1	0	6	4	0
Minor League Totals-1 year		0-1	3.00	3	3	0	0	0	6.0	5	3	2	0	1	0	6	4	0

THEODOROU, Nick

Full Name: Nicholas Anthony Theodorou

Ht: 5-11 **Wt:** 182 **B/T:** S/R

High School: Eisenhower (CA)

Obtained: Selected in 27th round of 1998 First Year Player Draft

Career Notes: **2001** – Played at the Single-A, Double-A and Triple-A levels...spent bulk of season with Southern League co-champion Jacksonville...hit .350 (14-for-40) in 16 August games...**1999** – Ranked second in the California League and sixth among all Single-A hitters with a .434 on-base percentage for league champion San Bernardino...his batting average ranked 10th among all minor league switch-hitters...batted .487 (19-for-39) with four doubles, a triple and six RBI during an 11-game hitting streak from July 14-26...hit .413 (26-for-63) with 11 RBI and 12 runs scored in June...**OTHER** – Hit .339 over his four-year UCLA career...in 1997, batted .365 for the Bruins.

Outfielder

Born: June 7, 1975 in San Bernardino, CA

Residence: Rialto, CA

College: UCLA

Scout: Joe Ferrone

NICK THEODOROU'S CAREER BATTING RECORD

YEAR	TEAM	AVG	G	AB	R	H	2B	3B	HR	RBI	SH	SF	HP	BB	SO	SB	CS	E
1998	Yakima	.278	46	133	24	37	12	0	0	11	1	0	0	26	26	7	5	5
1999	San Bernardino	.310	104	355	57	110	11	4	0	44	5	1	7	72	62	14	14	8
2000	San Antonio	.241	113	266	29	64	14	3	1	25	2	3	1	49	39	3	3	11
2001	Vero Beach	.000	8	17	3	0	0	0	0	1	0	1	0	8	4	0	0	1
	Jacksonville	.294	55	102	15	30	5	0	0	11	6	1	2	25	15	2	1	2
	Las Vegas	.000	1	1	0	0	0	0	0	0	0	0	0	1	0	0	0	0
Minor League Totals-4 years		.276	327	874	128	241	42	7	1	92	14	6	10	180	147	26	23	27

THOMAS, Charles

Full Name: Charles Ray Thomas

Ht: 6-0 **Wt:** 200 **B/T:** R/R

High School: McLane (CA)

Obtained: Selected in 13th round of 1998 First-Year Player Draft

Career Notes: **2000** – Ranked second on club with .301 batting average for Northwest League champion Yakima...the converted infielder handled 105 chances in the outfield without committing an error.

Outfielder

Born: June 10, 1980 in Fresno, CA

Residence: Fresno, CA

Scout: Joe Ferrone

CHARLES THOMAS' CAREER BATTING RECORD

YEAR	TEAM	AVG	G	AB	R	H	2B	3B	HR	RBI	SH	SF	HP	BB	SO	SB	CS	E
1998	Great Falls	.200	39	110	16	22	5	3	1	9	1	0	1	19	34	3	2	12
1999	Great Falls	.253	54	194	32	49	11	4	3	23	4	1	2	22	48	10	2	9
2000	Yakima	.301	64	249	31	75	12	2	2	28	1	2	4	19	59	16	4	0
2001	Vero Beach	.261	66	253	28	66	18	0	1	20	1	3	1	23	58	9	6	5
	GCL Dodgers	.250	7	16	5	4	0	0	0	2	0	0	0	3	0	3	0	0
Minor League Totals-4 years		.263	230	822	112	216	46	9	7	82	7	6	8	86	199	41	14	26

TIBBS, Jeff

Full Name: Jeffrey E. Tibbs

Ht: 6-2 **Wt:** 175 **B/T:** R/R

High School: Davis (UT)

Obtained: Selected in third round of 2000 First-Year Player Draft

Right-handed Pitcher

Born: Dec. 11, 1981 in Salt Lake City, UT

Residence: Farmington, UT

Scout: Tom Thomas

JEFF TIBBS' CAREER PITCHING RECORD

YEAR	TEAM	W-L	ERA	G	GS	CG	SHO	SV	IP	H	R	ER	HR	HB	BB	SO	WP	BK
2000	Great Falls	2-5	7.85	14	13	0	0	0	47.0	54	46	41	6	4	41	28	6	1
2001	Great Falls	2-5	10.02	15	7	0	0	0	41.1	62	57	46	2	3	30	25	10	0
Minor League Totals-2 years		4-10	8.90	29	20	0	0	0	88.0	116	103	87	8	7	71	53	16	1

TOTTEN, Heath

Full Name: Heath Edward Totten

Ht: 6-3 **Wt:** 210 **B/T:** R/R

High School: MSGR. Kelly (TX)

Obtained: Selected in fifth round of 2000 First-Year Player Draft

Career Notes: **2001** – Sent to the Gulf Coast League Dodgers from Vero Beach on a rehab assignment and was named GCL Pitcher of the Week for June 18-24 after hurling 6.0 shutout innings, allowing just one hit and striking out five, to win his first start June 19 vs. Brevard County...**2000** – Led Northwest League champion Yakima in wins (8) and ERA (2.30)...the eight wins ranked second in the league and his ERA ranked fourth...selected to *Baseball America's* shoort-season all-star team...won five straight starts from July 15-August 5, posting a 1.60 ERA and striking out 25 batters during that span (28.2 innings, five earned runs)...was undefeated at home (5-0).

Right-handed Pitcher

Born: Sept. 30, 1978 in Port Arthur, TX

Residence: Groves, TX

College: Lamar University

Scout: Chris Smith

HEATH TOTTEN'S CAREER PITCHING RECORD

YEAR	TEAM	W-L	ERA	G	GS	CG	SHO	SV	IP	H	R	ER	HR	HB	BB	SO	WP	BK
2000	Yakima	8-2	2.30	13	13	0	0	0	74.1	55	24	19	4	2	15	67	3	0
2001	Vero Beach	0-6	7.07	9	9	2	0	0	49.2	64	40	39	9	1	10	25	1	1
	GCL Dodgers	1-0	0.82	2	2	0	0	0	11.0	5	1	1	0	0	8	0	0	
Minor League Totals--2 years		9-10	3.93	24	24	2	0	0	135.0	124	65	59	13	3	25	100	4	1

TREVINO, Jesus

Full Name: Jesus Trevino

Ht: 5-10 **Wt:** 169 **B/T:** L/L

School: U. Metro Monterrey

Obtained: Signed as a non-drafted free agent on Dec. 21, 2000

Left-handed Pitcher

Born: Oct. 22, 1982 in Monterrey, Mexico

Residence: Monterrey, Mexico

Scout: Mike Brito

JESUS TREVINO'S CAREER PITCHING RECORD

YEAR	TEAM	W-L	ERA	G	GS	CG	SHO	SV	IP	H	R	ER	HR	HB	BB	SO	WP	BK
2001	Mexico	0-0	0.00	1	0	0	0	0	0.1	0	0	0	0	0	0	0	0	0
	Santo Domingo	4-3	3.17	14	11	0	0	0	59.2	54	31	21	3	1	24	56	3	1
Minor League Totals--1 year		4-3	3.15	15	11	0	0	0	60.0	54	31	21	3	1	24	56	3	1

TURUDA, Miyoki

Full Name: Miyoki Samuel Turuda

Ht: 6-1 **Wt:** 165 **B/T:** R/R

School: Preparatoria #16 UANL

Obtained: Signed as a non-drafted free agent on Dec. 14, 1997

Right-handed Pitcher

Born: Jan. 8, 1979 in Ciudad Acuna, Coahuila, Mexico

Residence: Nuevo Leon, Mexico

Scout: Mike Brito

MIYOKI TURUDA'S CAREER PITCHING RECORD

YEAR	TEAM	W-L	ERA	G	GS	CG	SHO	SV	IP	H	R	ER	HR	HB	BB	SO	WP	BK
1998	La Romana	7-2	2.98	20	3	0	0	0	60.1	51	26	20	2	11	19	70	3	0
1999	Mexico City	1-1	7.71	11	0	0	0	0	14.0	20	13	12	1	0	13	14	1	0
2000	San Bernardino	2-1	7.71	6	0	0	0	0	14.0	17	12	12	1	2	7	10	2	0
2001	Great Falls	2-1	3.14	17	0	0	0	2	28.2	25	16	10	2	3	18	32	9	0
Minor League Totals--4 years		12-5	4.48	54	3	0	0	2	117.0	113	67	54	6	16	57	126	15	0

ROOKIE OF THE YEAR RULE

A player is considered a rookie unless, during a previous season or seasons, he has:

- (a) exceeded 130 at-bats or 50 innings pitched in the major leagues or
- (b) accumulated more than 45 days on the active roster of a Major League club or clubs during the period of 25-man limit (excluding time in the military service and time on the disabled list).

TYLER, Brad

Full Name: Brad William Tyler
Ht: 6-3 **Wt:** 190 **B/T:** L/R
High School: N/A

Obtained: Signed as a free agent on Oct. 15, 2001

Career Notes: Originally drafted (sixth round) and signed by Baltimore in 1990...has played at Triple-A for five different organizations over past eight seasons, including Baltimore, Atlanta, Oakland, Milwaukee and Cincinnati...**1997** - Led International League with 10 triples for Richmond.

Outfielder

Born: March 3, 1969 in Aurora, IN

Residence: Aurora, IN

College: University of Evansville

Scout: Mike Ledna (Baltimore)

BRAD TYLER'S CAREER BATTING RECORD

YEAR	TEAM	AVG	G	AB	R	H	2B	3B	HR	RBI	SH	SF	HP	BB	SO	SB	CS	E
1990	Wausau	.232	57	190	31	44	4	3	2	24	1	2	2	44	45	11	4	6
1991	Kane County	.271	60	199	35	54	10	3	3	29	1	2	1	44	25	5	3	16
	Frederick	.257	56	187	26	48	6	0	4	26	1	1	2	33	33	3	2	14
1992	Frederick	.254	54	185	34	47	11	2	3	22	1	4	2	43	34	9	3	15
	Hagerstown	.223	83	256	41	57	9	1	2	21	1	0	2	34	45	23	5	16
1993	Bowie	.236	129	437	85	103	24	17	10	44	1	3	1	84	89	24	11	21
1994	Rochester	.261	101	314	38	82	14	8	7	43	1	0	2	36	69	7	4	16
1995	Rochester	.258	114	361	60	93	17	3	17	52	0	5	4	71	53	10	5	14
1996	Rochester	.270	118	382	68	103	18	10	13	52	1	3	5	67	95	19	7	20
1997	Richmond	.264	129	383	69	101	15	10	18	77	3	7	3	55	110	13	6	7
1998	Edmonton	.267	131	430	68	115	24	4	18	75	0	6	0	62	107	10	1	6
1999	Richmond	.286	122	413	73	118	20	2	21	79	2	2	4	69	99	18	3	5
2000	Indianapolis	.248	113	371	59	92	16	3	8	49	1	5	1	67	63	13	3	2
2001	Oaxaca	.286	74	255	44	73	12	3	11	54	1	1	3	50	46	9	3	6
	Louisville	.278	13	36	7	10	5	0	1	2	0	0	0	2	16	0	1	2
	Chattanooga	.255	14	47	7	12	4	1	1	11	0	0	0	5	13	1	1	1
Minor League Totals-12 years		.259	1368	4445	745	1152	210	70	139	660	15	41	32	768	952	175	62	167

URDANETA, Lino

Full Name: Lino Urdaneta
Ht: 6-1 **Wt:** 168 **B/T:** R/R
School: Benito Canonico

Obtained: Signed as a non-drafted free agent on Aug. 31, 1996

Right-handed Pitcher

Born: Nov. 20, 1979 in Caracas, Venezuela

Residence: Guarenas, Venezuela

Scout: Camilo Pascual

LINO URDANETA'S CAREER PITCHING RECORD

YEAR	TEAM	W-L	ERA	G	GS	CG	SHO	SV	IP	H	R	ER	HR	HB	BB	SO	WP	BK
1997	San Joaquin	6-3	2.04	13	0	0	0	0	61.2	46	23	14	3	0	21	37	0	0
1998	La Romana	6-1	2.26	12	12	1	0	0	55.2	43	18	14	1	1	26	44	7	1
1999	Vero Beach	5-4	4.84	27	5	0	0	0	67.0	74	42	36	10	6	20	43	3	3
2000	Vero Beach	5-4	5.42	27	5	0	0	1	78.0	103	60	47	7	3	24	40	6	0
2001	Wilmington	1-2	7.61	10	4	0	0	0	23.2	31	23	20	7	3	11	16	2	0
Minor League Totals-5 years		23-14	4.12	89	25	1	0	1	286.0	297	166	131	28	13	102	180	18	4

VALVERDE, Jonathan

Full Name: Jonathan Valverde
Ht: 6-3 **Wt:** 185 **B/T:** R/R
School: N/A

Obtained: Signed as a non-drafted free agent on Jan. 3, 2002

Right-handed Pitcher

Born: April 4, 1983 in Seibo, Dominican Republic

Residence: San Pedro de Macoris, Dominican Republic

Scout: Pablo Peguero

JONATHAN VALVERDE'S CAREER PITCHING RECORD

YEAR	TEAM	W-L	ERA	G	GS	CG	SHO	SV	IP	H	R	ER	HR	HB	BB	SO	WP	BK
2002 will be his first professional season																		

VAN BUIZEN, Rodney

Full Name: Rodney Van Buizen
Ht: 6-0 **Wt:** 190 **B/T:** R/R
High School: Narradeen Sports High School

Obtained: Signed as a non-drafted free agent on July 2, 1998

Career Notes: **1999** - In his first professional game for rookie-level Great Falls on June 16 vs. Missoula, the Australia native went 5-for-5 with three runs scored, an RBI and stolen base.

Born: Sept. 25, 1980 in New South Wales, Australia

Residence: New South Wales, Australia

Scout: Brian Cakebread

RODNEY VAN BUIZEN'S CAREER BATTING RECORD

YEAR	TEAM	AVG	G	AB	R	H	2B	3B	HR	RBI	SH	SF	HP	BB	SO	SB	CS	E
1999	Great Falls	.286	69	259	43	74	9	0	4	33	6	4	6	17	38	9	4	5
2000	Yakima	.220	48	173	17	38	4	2	0	21	4	3	3	13	27	4	6	8
2001	Wilmington	.221	90	285	29	63	16	0	5	34	3	2	8	23	54	12	7	5
Minor League Totals-3 years		.259	207	717	89	175	29	2	9	88	13	9	17	53	119	25	17	18

VICTORINO, Shane

Full Name: Shane Patrick Victorino

Ht: 5-9 **Wt:** 160 **B/T:** R/R

High School: St. Anthony (HI)

Obtained: Selected in sixth round of 1999 First-Year Player Draft

Career Notes: **2001** - The Hawaiian native led all Dodger minor leaguers with nine triples for Single-A Wilmington...also topped team with 71 runs scored and ranked second with 47 stolen bases...honored as Dodger organization Minor League Player of the Month for July, when he hit .317 (32-for-101) with 16 runs scored, 14 RBI and 15 stolen bases...during May, batted .333 (34-for-102) with 22 runs scored and 14 steals...**2000** - Stole club-high 21 bases for Northwest League champion Yakima...was also first on team with 12 sacrifice hits...batted 313 (25-for-80) in August...**1999** - Led Great Falls in runs and stolen bases...hit .368 (21-for-57) during a 14-game hitting streak from Aug. 7-2...rated as the fastest Dodger minor-league baserunner by *Baseball America*.

Outfielder

Born: Nov. 30, 1980 in Wailuku, Maui, HI

Residence: Wailuku, Maui, HI

Scout: Henry Jones

SHANE VICTORINO'S CAREER BATTING RECORD

YEAR	TEAM	AVG	G	AB	R	H	2B	3B	HR	RBI	SH	SF	HP	BB	SO	SB	CS	E
1999	Great Falls	.280	55	225	53	63	7	6	2	25	6	3	0	20	31	20	5	2
2000	Yakima	.246	61	236	32	58	7	2	2	20	12	2	3	20	44	21	9	11
2001	Wilmington	.283	112	435	71	123	21	9	4	32	13	1	5	36	61	47	13	5
	Vero Beach	.167	2	6	2	1	0	0	0	0	0	0	0	3	1	0	0	0
Minor League Totals-3 years		.272	230	902	158	245	35	17	8	77	31	6	8	79	137	88	27	19

VIRGEN, Constancio

Full Name: Constancio Virgen

Ht: 6-3 **Wt:** 172 **B/T:** R/R

School: Lazaro Cardenas

Obtained: Signed as a non-drafted free agent on Feb. 18, 2000

Catcher

Born: Feb. 5, 1982 in Santiago Inxcuintla, Mexico

Residence: Santiago Inxcuintla, Mexico

Scout: Mike Brito

CONSTANCIO VIRGEN'S CAREER BATTING RECORD

YEAR	TEAM	AVG	G	AB	R	H	2B	3B	HR	RBI	SH	SF	HP	BB	SO	SB	CS	E
1999	Santo Domingo	.310	51	171	27	53	9	0	4	39	--	--	--	19	22	4	5	11
2000	Mexico (Arizona League)	.231	39	130	12	30	6	0	1	18	1	1	2	12	22	0	1	8
2001	Santo Domingo	.182	4	11	1	2	0	0	1	2	0	1	0	1	3	0	0	0
Minor League Totals-3 years		.272	94	312	40	85	15	0	6	59	1	2	2	32	47	4	6	19

WEAVER, Eric

Full Name: James Eric Weaver

Ht: 6-4 **Wt:** 240 **B/T:** R/R

High School: N/A

Obtained: Signed as a free agent on Nov. 20, 2001

Career Notes: Originally signed by Dodgers as a non-drafted free agent July 22, 1991...traded to Seattle on Oct. 12, 1998...has pitched in Major Leagues with Dodgers (1998), Mariners (1999) and Anaheim (2000)...**1998** - Was 2-0 with a 0.93 ERA in seven appearances with Dodgers...1996: Earned Texas League all-star accolades after going 10-5, winning his last seven decisions, for Double-A San Antonio.

Right-handed Pitcher

Born: Aug. 4, 1973 in Springfield, IL

Residence: Springfield, IL

Scout: Glen Van Proyen

ERIC WEAVER'S CAREER PITCHING RECORD

YEAR	TEAM	W-L	ERA	G	GS	CG	SHO	SV	IP	H	R	ER	HR	HB	BB	SO	WP	BK
1992	Vero Beach	4-11	4.12	19	18	1	0	0	89.2	73	52	41	7	1	57	73	17	2
1993	Bakersfield	6-11	4.28	28	27	0	0	0	157.2	135	89	75	10	2	118	110	16	0
1994	Vero Beach	1-3	6.75	7	7	0	0	0	24.0	28	20	18	3	1	9	22	1	0
1995	San Antonio	8-11	4.07	27	26	1	0	0	141.2	147	83	64	10	7	72	105	8	2
1996	San Antonio	10-5	3.30	18	18	1	1	0	122.2	106	51	45	6	3	44	69	2	1
	Albuquerque	1-4	5.40	13	8	0	0	0	46.2	63	39	28	5	3	22	38	3	0
1997	San Antonio	7-2	3.61	13	13	2	1	1	84.2	80	43	34	4	5	38	60	2	0
	Albuquerque	0-3	6.42	21	8	0	0	0	68.2	101	53	49	6	2	38	54	4	0
1998	Albuquerque	2-5	5.55	46	0	0	0	3	61.2	65	41	38	7	3	32	63	2	0
	LOS ANGELES	2-0	0.93	7	0	0	0	0	9.2	5	1	1	1	0	6	5	0	0
1999	SEATTLE	0-1	10.61	8	0	0	0	0	9.1	14	12	11	2	0	8	14	5	0
	Tacoma	1-2	3.86	16	3	0	0	1	25.2	22	11	11	4	1	7	22	1	0
2000	Edmonton	1-2	4.14	34	0	0	0	13	37.0	37	20	17	5	2	13	36	3	0
	ANAHEIM	0-2	6.87	17	0	0	0	0	18.1	20	16	14	5	0	16	8	1	0
2001	Puebla	0-0	2.93	13	1	0	0	0	15.1	15	6	5	1	0	10	15	1	0
	Birmingham	3-3	3.45	24	0	0	0	2	31.1	25	14	12	3	0	16	31	2	0
Major League Totals-3 years		2-3	6.27	32	0	0	0	0	37.1	39	29	26	8	0	30	27	6	0
Dodger Totals-1 year		2-0	0.93	7	0	0	0	0	9.2	5	1	1	1	0	6	5	0	0
Minor League Totals-10 years		44-62	4.34	279	129	5	2	19	906.2	897	522	437	71	30	476	698	62	5

WILLIAMS, Adam

Full Name: Adam Wesley Williams

Ht: 6-3 **Wt:** 215 **B/T:** R/L

High School: Trinity Presbyterian (AL)

Obtained: Signed as a free agent on Aug. 15, 1997

Career Notes: **2001** – Pitching for Single-A Wilmington, made 13 straight relief appearances from May 21-July 18 without allowing an earned run, a span of 28.2 innings...**1999** – Finished tied for second among all Dodger short-season pitchers with seven victories for Great Falls...among Pioneer League hurlers was first in strikeouts (95 in 88.2 innings), tied for second in victories, fourth in lowest opponents' batting average (.210) and fifth in strikeouts per 9.0 innings (9.5)...ranked fourth among all short-season minor leaguers in strikeouts...was named league Pitcher of the Week from July 19-25 after going 2-0 with a 2.14 ERA in two starts.

Left-handed Pitcher

Born: Nov. 29, 1978 in Montgomery, AL

Residence: Montgomery, AL

Scout: Willie Powell

ADAM WILLIAMS' CAREER PITCHING RECORD

YEAR	TEAM	W-L	ERA	G	GS	CG	SHO	SV	IP	H	R	ER	HR	HB	BB	SO	WP	BK
1998	Great Falls	1-2	5.00	10	3	0	0	1	27.0	23	16	15	1	1	23	32	7	5
	Yakima	0-0	7.36	7	0	0	0	0	11.0	17	9	9	1	0	6	15	0	1
1999	Great Falls	7-2	4.36	15	14	0	0	0	88.2	70	45	43	6	8	35	95	8	1
2000	Vero Beach	5-12	6.68	27	23	0	0	0	124.0	161	110	92	14	9	68	72	8	3
2001	Wilmington	1-1	2.65	25	1	0	0	2	54.1	41	21	16	2	9	21	47	2	2
	Vero Beach	0-1	6.43	10	0	0	0	0	14.0	16	13	10	1	5	12	13	5	4
Minor League Totals-4 years		14-18	5.22	94	41	0	0	3	319.0	326	214	185	25	32	165	274	30	16

WITHELDER, Greg

Full Name: Gregory Robert Withelder

Ht: 6-3 **Wt:** 200 **B/T:** R/L

High School: Strath haven (PA)

Obtained: Selected in sixth round of 2000 First-Year Player Draft

Left-handed Pitcher

Born: May 11, 1979 in Bryn Mawr, PA

Residence: Wallingford, PA

College: Wilmington (DE) College

Scout: Scott Sharp

GREG WITHELDER'S CAREER PITCHING RECORD

YEAR	TEAM	W-L	ERA	G	GS	CG	SHO	SV	IP	H	R	ER	HR	HB	BB	SO	WP	BK
2000	Yakima	4-3	3.72	10	9	0	0	0	48.1	43	21	20	2	2	19	57	0	0
2001	GCL Dodgers	1-0	4.15	6	6	0	0	0	17.1	15	8	8	1	0	11	15	0	1
Minor League Totals-2 years		5-3	3.84	16	15	0	0	0	65.2	58	29	28	3	2	30	72	0	1

COLLEGE EDUCATED

More than half of the players on the Dodgers' 40-man roster played college baseball before they entered the professional ranks:

Bruce Aven (Lamar University, TX)
 Andy Ashby (Crowder Junior College)
 Kevin Brown (Georgia Tech University)
 Alex Cora (University of Miami)
 Steve Colyer (Meramec Community College, MO)
 Darren Dreifort (Wichita State University)
 Eric Gagne (Seminole Junior College, OK)
 Tom Goodwin (Fresno State University)
 Marquis Grissom (Florida A&M University, FL)
 Mark Grudzielanek (Trinidad Junior College, CO)
 Matt Herges (Illinois State University)

Brian Jordan (University of Richmond, VA)
 Eric Karros (UCLA)
 Chad Kreuter (Pepperdine University)
 Paul Lo Duca (Arizona State University)
 Terry Mulholland (Marietta College)
 Paul Quantrill (University of Wisconsin)
 Jeff Reboulet (Louisiana State University)
 Dave Roberts (UCLA)
 Joe Thurston (Sacramento City College, CA)
 Mike Trombley (Duke University)
 Jeff Williams (Southeastern Louisiana University)



HISTORY & RECORDS



BROOKLYN/LOS ANGELES DODGERS N.L. RECORD (1890-2001)

Year	Pos.	W-L	GB	Manager	Pennant Winner	Year	Pos.	W-L	GB	Manager	Pennant Winner	
1890	1st	86-43	+6.5	William McGunnigle	Brooklyn	1960	4th	82-72	13	Walter Alston	Pittsburgh (WC)	
1891	6th	61-76	25.5	John Montgomery Ward	Boston	1961	2nd	89-65	4	Walter Alston	Cincinnati	
1892	3rd	95-59	8	John Montgomery Ward	Boston	1962	2nd+	102-63	1	Walter Alston	San Francisco	
1893	6th**	65-63	20.5	Dave Foutz	Boston	1963	1st	99-63	+6	Walter Alston	Los Angeles (WC)	
1894	5th	70-61	17.5	Dave Foutz	Baltimore	1964	6th**	80-82	13	Walter Alston	St. Louis (WC)	
1895	5th**	71-60	16.5	Dave Foutz	Baltimore	1965	1st	97-65	+2	Walter Alston	Los Angeles (WC)	
1896	9th**	58-73	33	Dave Foutz	Baltimore	1966	1st	95-67	+1.5	Walter Alston	Los Angeles	
1897	6th**	61-71	32	William Barnie	Boston	1967	8th	73-89	28.5	Walter Alston	St. Louis (WC)	
1898	10th	54-91	46	Barnie/Mike Griffin/C.H. Ebbets	Boston	1968	7th**	76-86	21	Walter Alston	St. Louis	
1899	1st	88-42	+8	Ned Hanlon	Brooklyn	1969	4th	85-77	8	Walter Alston	New York (WC)	
1900	1st	82-54	+4.5	Ned Hanlon	Brooklyn	1970	2nd	87-74	14.5	Walter Alston	Cincinnati	
1901	3rd	79-57	9.5	Ned Hanlon	Pittsburgh	1971	2nd	89-73	1	Walter Alston	Pittsburgh (WC)	
1902	2nd	75-63	27.5	Ned Hanlon	Pittsburgh	1972	3rd**	85-70	10.5	Walter Alston	Cincinnati	
1903	5th	70-66	19	Ned Hanlon	Pittsburgh	1973	2nd	95-66	3.5	Walter Alston	New York	
1904	6th	56-97	50	Ned Hanlon	New York	1974	1st	102-60	+4	Walter Alston	Los Angeles	
1905	8th	48-104	56.5	Ned Hanlon	New York (WC)	1975	2nd	88-74	20	Walter Alston	Cincinnati (WC)	
1906	5th	66-86	50	Patsy Donovan	Chicago	1976	2nd	92-70	10	Walter Alston	Cincinnati (WC)	
1907	5th	65-83	40	Patsy Donovan	Chicago (WC)	1977	1st	98-64	+10	Tommy Lasorda	Los Angeles	
1908	7th	53-101	46	Patsy Donovan	Chicago (WC)	1978	1st	95-67	+2.5	Tommy Lasorda	Los Angeles	
1909	6th	55-98	55.5	Harry Lumley	Pittsburgh (WC)	1979	3rd	79-83	11.5	Tommy Lasorda	Pittsburgh (WC)	
1910	6th	64-90	40	Bill Dahlen	Chicago	1980	2nd+	92-71	1	Tommy Lasorda	Philadelphia (WC)	
1911	7th	64-86	33.5	Bill Dahlen	New York	1981	1st x	36-21	+0.5	Tommy Lasorda	Los Angeles (WC)	
1912	7th	58-95	46	Bill Dahlen	New York	1982	4th xx	27-26	6			
1913	6th	65-84	34.5	Bill Dahlen	New York	1982	2nd	88-74	1	Tommy Lasorda	St. Louis (WC)	
1914	5th	75-79	19.5	Wilbert Robinson	Boston (WC)	1983	1st	91-71	+3	Tommy Lasorda	Philadelphia	
1915	3rd	80-72	10	Wilbert Robinson	Philadelphia	1984	4th	79-83	13	Tommy Lasorda	San Diego	
1916	1st	94-60	+2.5	Wilbert Robinson	Brooklyn	1985	1st	95-67	+5.5	Tommy Lasorda	St. Louis	
1917	7th	70-81	26.5	Wilbert Robinson	New York	1986	5th	73-89	23	Tommy Lasorda	New York (WC)	
1918	5th	57-69	25.5	Wilbert Robinson	Chicago	1987	4th	73-89	17	Tommy Lasorda	St. Louis	
1919	5th	69-71	27	Wilbert Robinson	Cincinnati (WC)	1988	1st	94-67	+7	Tommy Lasorda	Los Angeles (WC)	
1920	1st	93-61	+7	Wilbert Robinson	Brooklyn	1989	4th	77-83	14	Tommy Lasorda	San Francisco	
1921	5th	77-75	16.5	Wilbert Robinson	New York (WC)	1990	2nd	86-76	5	Tommy Lasorda	Cincinnati (WC)	
1922	6th	76-78	17	Wilbert Robinson	New York (WC)	1991	2nd	93-69	1	Tommy Lasorda	Atlanta	
1923	6th	76-78	19.5	Wilbert Robinson	New York	1992	6th	63-99	35	Tommy Lasorda	Atlanta	
1924	2nd	92-62	1.5	Wilbert Robinson	New York	1993	4th	81-81	23	Tommy Lasorda	Philadelphia	
1925	6th**	68-85	27	Wilbert Robinson	Pittsburgh (WC)	1994	1st	58-56	+3.5	Tommy Lasorda		
1926	6th	71-82	17.5	Wilbert Robinson	St. Louis (WC)	1995	1st	78-66	+1	Tommy Lasorda	Atlanta (WC)	
1927	6th	65-88	28.5	Wilbert Robinson	Pittsburgh	1996	2nd	90-72	1	Tommy Lasorda/Bill Russell	Atlanta	
1928	6th	77-76	17.5	Wilbert Robinson	St. Louis	1997	2nd	88-74	2	Bill Russell	Florida (WC)	
1929	6th	70-83	28.5	Wilbert Robinson	Chicago	1998	3rd	83-79	15	Russell/Hoffman	San Diego	
1930	4th	86-68	6	Wilbert Robinson	St. Louis	1999	3rd	77-85	23	Davey Johnson	Atlanta	
1931	4th	79-73	21	Wilbert Robinson	St. Louis (WC)	2000	2nd	86-76	11	Davey Johnson	New York	
1932	3rd	81-73	9	Max Carey	Chicago	2001	3rd	86-76	6	Jim Tracy	Arizona (WC)	
1933	6th	65-88	26.5	Max Carey	New York (WC)	Totals 1890-2001		8,934-8,152		523		
1934	6th	71-81	23.5	Casey Stengel	St. Louis (WC)			1900-2001		8,233-7,513		523
1935	5th	70-83	29.5	Casey Stengel	Chicago			1958-2001		3,741-3,231		537
1936	7th	67-87	25	Casey Stengel	New York	Since 1900:1st (23), 2nd (22), 3rd (13), 4th (8), 5th (9), 6th (16), 7th (9), 8th (2)						
1937	6th	62-91	33.5	Burleigh Grimes	New York	** Tied						
1938	7th	69-80	18.5	Burleigh Grimes	Chicago	+Tied for first at end of regular season but lost playoffs						
1939	3rd	84-69	12.5	Leo Durocher	Cincinnati	++Won playoff and World Championship						
1940	2nd	88-65	12	Leo Durocher	Cincinnati (WC)	WC-World Champions						
1941	1st	100-54	+2.5	Leo Durocher	Brooklyn	x-First Half						
1942	2nd	104-50	2	Leo Durocher	St. Louis (WC)	xx-Second Half						
1943	3rd	81-72	23.5	Leo Durocher	St. Louis							
1944	7th	63-91	42	Leo Durocher	St. Louis (WC)							
1945	3rd	87-67	11	Leo Durocher	Chicago							
1946	2nd+	96-60	2	Leo Durocher	St. Louis (WC)							
1947	1st	94-60	+5	Clyde Sukeforth/Burt Shotton	Brooklyn							
1948	3rd	84-70	7.5	Durocher/Shotton	Boston							
1949	1st	97-57	+1	Burt Shotton	Brooklyn							
1950	2nd	89-65	2	Burt Shotton	Philadelphia							
1951	2nd+	97-60	1	Charlie Dressen	New York							
1952	1st	96-57	+4.5	Charlie Dressen	Brooklyn							
1953	1st	105-49	+13	Charlie Dressen	Brooklyn							
1954	2nd	92-62	5	Walter Alston	New York (WC)							
1955	1st	98-55	+13.5	Walter Alston	Brooklyn (WC)							
1956	1st	93-61	+1	Walter Alston	Brooklyn							
1957	3rd	84-70	11	Walter Alston	Milwaukee							
1958	7th	71-83	21	Walter Alston	Milwaukee							
1959	1st++	88-68	+2	Walter Alston	Los Angeles (WC)							

BROOKLYN/LOS ANGELES DODGERS INDIVIDUAL SINGLE-SEASON RECORDS (Since 1890)

Batting Records:

Highest Batting Average	.393
Babe Herman (1930)	
Highest Slugging Percentage	.678
Babe Herman (1930)	
Highest On-Base Percentage	.455
Babe Herman (1930)	
Most Games	**165
Maury Wills (1962)	
Most Games (Brooklyn)	158
Carl Furillo, Gil Hodges (1951)	
Most At-Bats	695
Maury Wills (1962)	
Most At-Bats (Brooklyn)	667
Carl Furillo (1951)	
Most Runs	148
Hub Collins (1890)	
Since 1900	143
Babe Herman (1930)	
Most Hits	241
Babe Herman (1930)	
Most Singles	187
"Wee" Willie Keeler (1899)	
Since 1900	179
"Wee" Willie Keeler (1900)	
Maury Wills (1962)	
Most Doubles	52
John Frederick (1929)	
Most Triples	26
George Treadway (1894)	
Since 1900	22
Hy Myers (1920)	
Most Home Runs	49
(Left-Handed Batter)	
Shawn Green (2001)	
Most Home Runs	43
(Right-Handed Batter)	
Gary Sheffield (2000)	
Most Home Runs At Home	25
Gil Hodges (1954)	
Duke Snider (1956)	
Most Home Runs On The Road	30
Shawn Green (2001)	
Most Home Runs In One Month	15
Duke Snider (August, 1953)	
Pedro Guerrero (June, 1985)	
Most Home Runs, Rookie Season	35
Mike Piazza (1993)	
Most Grand Slams	3
Kal Daniels (1950)	
Mike Piazza (1998)	
Most Extra-Base Hits	94
Babe Herman (1930)	
Most Total Bases	416
Babe Herman (1930)	
Most Runs Batted In	153
Tommy Davis (1962)	
Most Runs Batted In (Brooklyn)	142
Roy Campanella (1953)	
Most Walks	148
Eddie Stanky (1945)	
Most Strikeouts	149
Bill Grabarkewitz (1970)	
Most Strikeouts (Brooklyn)	115
Dolph Camilli (1941)	
Fewest Strikeouts (150 Games)	15
Jim Johnston (1923)	

Most Hit By Pitch	16
Lou Johnson (1965)	
Most Hit By Pitch (Brooklyn)	14
Jackie Robinson (1952)	
Most Sacrifices	39
(including sacrifice flies)	
Jake Daubert (1915)	
Most Sacrifice Hits	32
Jim Casey (1907)	
Most Sacrifice Flies	**19
Gil Hodges (1954)	
Most Stolen Bases	104
Maury Wills (1962)	
Most Stolen Bases (Brooklyn)	88
Monte Ward (1892)	
Since 1900	67
Jimmy Sheppard (1903)	
Most Stolen Bases of Home	†7
Pete Reiser (1947)	
Most Pinch-Hits	18
Dave Hansen (1993)	
Most Pinch-Hits (Brooklyn)	16
Sid Gautreaux (1936)	
Most Pinch-Homers	**7
Dave Hansen (2000)	
Most Grounded Into Double Plays	27
Carl Furillo (1956) and Eric Karos (1996)	
Fewest Grounded Into Double Plays	0
Pete Reiser (1942 - 480 at-bats)	

Pitching Records:

Most Victories - (Right-Hander)	30
Tom Lovett (1890)	
Since 1900	29
Joe McGinnity (1900)	
Most Victories - (Left-Hander)	\$27
Sandy Koufax (1966)	
Most Victories - (Left-Hander-Brooklyn)	22
Nap Rucker (1911)	
Highest Winning Percentage	.933 (14-1)
(Los Angeles)	
Phil Regan (1966)	
Highest Winning Percentage	.889 (16-2)
(Brooklyn)	
Fred Fitzsimmons (1940)	
Highest Winning Percentage	†.880 (22-3)
(20-Game Winner)	
Preacher Roe (1951)	
Lowest Earned Run Average	1.58
Rube Marquard (1916)	
Most Games Lost	27
George Bell (1910)	
Most Games	**106
Mike Marshall (1974)	
Most Games (Brooklyn)	62
Clem Labine (1956)	
Most Games Started	44
Bill Terry (1890)	
George Haddock (1892)	
Brickyard Kennedy (1893)	
Since 1900	42
Don Drysdale (1963 and 1965)	
Most Complete Games	40
Brickyard Kennedy (1893)	
Since 1900	38
Oscar Jones (1904)	
Most Games Finished	†83
Mike Marshall (1974)	

Most Games Finished (Brooklyn)	47
Clem Labine (1956)	
Most Innings Pitched	382.2
Brickyard Kennedy (1893)	
Since 1900	377.0
Oscar Jones (1904)	
Most Innings Pitched, Reliever**	208.0
Mike Marshall (1974)	
Most Saves	44
Todd Worrell (1996)	
Most Saves (Brooklyn)	24
Jim Hughes (1954)	
Most Strikeouts	§§382
Sandy Koufax (1965)	
Most Strikeouts (Brooklyn)	262
Dazzy Vance (1924)	
Most Base on Balls	151
Bill Donovan (1901)	
Most Hit Batsmen	††41
Joe McGinnity (1900)	
Most Wild Pitches	17
Sandy Koufax (1958)	
Darren Dreifort (2000)	
Most Wild Pitches (Brooklyn)	15
Larry Cheney (1916)	
Most Runs	188
Harry McIntyre (1905)	
Most Earned Runs	138
Burleigh Grimes (1925)	
Most Hits	364
Joe McGinnity (1900)	
Most Home Runs	38
Don Sutton (1970)	
Most Home Runs (Brooklyn)	35
Don Newcombe (1955)	
Most Shutouts (Left-Hander)	††11
Sandy Koufax (1963)	
Most Shutouts (Right-Hander)	9
Don Sutton (1972)	
Most Shutouts (Brooklyn)	7
Burleigh Grimes (1918)	
Whit Wyatt (1941)	

Fielding Records:

Most Putouts	1,606
Steve Garvey (1977)	
Most Assists	560
Bill Russell (1973)	
Most Total Chances	1,669
Steve Garvey (1977)	
Most Double Plays	171
Gil Hodges (1951)	
Highest Fielding Average	.998
(By an Infielder)	
Steve Garvey (1976) 1653 chances	
Highest Fielding Average	*1.000
(By an Outfielder)	
Brett Butler (1991) 380 chances	
Brett Butler (1993) 375 chances	
Fewest Errors	0
(By an Infielder)	
Steve Garvey (1976) 1653 chances	
(By an Outfielder)	
Brett Butler (1991) 380 chances	
Brett Butler (1993) 375 chances	
Most Errors	107
Bill Joyce (1891)	

Legend for Dodger Records

**Major League Record, * Co-holds Major League Record, † National League Record, † Co-holds National League Record, §§ Modern National League Record, § Co-holds Modern National League Record, ‡ Major League Record for 162-game season, Blue Type = Current Dodger Player

LOS ANGELES INDIVIDUAL SINGLE-SEASON RECORDS (1958-2001)

Batting Records:

Highest Batting Average (Right-Handed)	362
Mike Piazza (1997)	
Highest Batting Average (Left-Handed)	328
Wally Moon (1961)	
Highest Slugging Average (Left-Handed)	615
Reggie Smith (1977)	
Highest Slugging Average (Right-Handed)	643
Gary Sheffield (2000)	
Highest On-Base Percentage	438
Wally Moon (1960)	
Gary Sheffield (2000)	
Most Games	**165
Maury Wills (1962)	
Most At-Bats	695
Maury Wills (1962)	
Most Runs	130
Maury Wills (1962)	
Most Hits	230
Tommy Davis (1962)	
Most Singles	179
Maury Wills (1962)	
Most Doubles	47
Wes Parker (1970)	
Most Triples	16
Willie Davis (1970)	
Most Home Runs (Right-Handed)	43
Gary Sheffield (2000)	
Most Home Runs (Left-Handed)	49
Shawn Green (2001)	
Most Home Runs, One Month	15
Pedro Guerrero (June, 1985)	
Most Home Runs At Home	23
Gary Sheffield (2000)	
Most Home Runs On The Road	30
Shawn Green (2001)	
Most Grand Slams	3
Kal Daniels (1990)	
Mike Piazza (1998)	
Most Homers, Rookie Season	35
Mike Piazza (1993)	
Most Extra Base Hits	84
Shawn Green (2001)	
Most Total Bases	370
Shawn Green (2001)	
Most Runs Batted In	153
Tommy Davis (1962)	
Most Bases on Balls	110
Jimmy Wynn (1975)	

Most Strikeouts	149
Bill Grabarkewitz (1970)	
Fewest Strikeouts (150 Games)	28
Jim Gilliam (1960)	
Most Hit By Pitch	16
Lou Johnson (1965)	
Most Sacrifices (including sac flies)	33
Jose Offerman (1993)	
Most Sacrifice Hits	25
Jose Offerman (1993)	
Most Sacrifice Flies	13
Reggie Smith (1978)	
Most Stolen Bases	104
Maury Wills (1962)	
Most Caught Stealing	31
Maury Wills (1965)	
Most Pinch-Hits	18
Dave Hansen (1993)	
Most Grounded Into Double Plays	27
Eric Karros (1996)	
Fewest Grounded Into Double Plays 1	1
John Roseboro (1961-394 at-bats)	

Pitching Records:

Most Victories (Right-Hander)	25
Don Drysdale (1962)	
Most Victories (Left-Hander)	527
Sandy Koufax (1966)	
Most Victories (Reliever)	16
Ron Perranoski (1963)	
Highest Winning Percentage .933 (14-1)	
Phil Regan (1966)	
Lowest Earned Run Average	1.73
Sandy Koufax (1966)	
Most Games Lost	18
Claude Osteen (1968) and Don Sutton (1969)	
Most Games	**106
Mike Marshall (1974)	
Most Games Started	42
Don Drysdale (1963 and 1965)	
Most Complete Games	27
Sandy Koufax (1965 and 1966)	
Most Games Finished (RHP)	†183
Mike Marshall (1974)	
Most Games Finished (Left-Hander)	52
Ron Perranoski (1964)	
Most Innings Pitched	335.2
Sandy Koufax (1965)	
Most Saves	44
Todd Worrell (1996)	
Most Strikeouts (LHP)	\$5382

Sandy Koufax (1965)	
Most Strikeouts (RHP)	251
Don Drysdale (1963)	
Most Bases On Balls	124
Fernando Valenzuela (1987)	
Chan Ho Park (2000)	
Most Hit Batsmen	20
Don Drysdale (1961)	
Chan Ho Park (2001)	
Most Wild Pitches	17
Sandy Koufax (1958)	
Darren Dreifort (2000)	
Most Runs	127
Don Sutton (1970)	
Most Earned Runs	118
Don Sutton (1970)	
Most Hits	298
Claude Osteen (1967)	
Most Home Runs	38
Don Sutton (1970)	
Most Shutouts (LHP)	††11
Sandy Koufax (1963)	
Most Shutouts (RHP)	9
Don Sutton (1972)	

Fielding Records:

Most Putouts	1606
Steve Garvey (1977)	
Most Assists	560
Bill Russell (1973)	
Most Total Chances	1669
Steve Garvey (1977)	
Most Double Plays	138
Steve Garvey (1976)	
Highest Fielding Average (By an Infielder)998
Steve Garvey (1976) 1653 chances	
Highest Fielding Average (By an Outfielder)	*1.000
Brett Butler (1991) 380 chances	
Brett Butler (1993) 375 chances	
Fewest Errors	
(By an Infielder)	
Steve Garvey (1976) 1653 chances 3	
(By an Outfielder)	
Brett Butler (1991) 380 chances, *0	
Brett Butler (1993) 375 chances	
Most Errors	42
Jose Offerman (1992)	

*Co-holds Major League record for an outfielder with 150 or more games

DODGER ROOKIE SINGLE-SEASON RECORDS (1890-2001)

Batting Records:

Games Played	159
Ted Sizemore (1969)	
At-Bats	638
Steve Sax (1982)	
Runs	127
Johnny Frederick (1929)	
Hits	206
Johnny Frederick (1929)	
Batting Average	353
Fielder Jones (1896)	
Slugging Average	561
Mike Piazza (1993)	
Singles	146
Steve Sax (1982)	
Doubles	**52
Johnny Frederick (1929)	
Triples	18
Harry Lumley (1904)	

Home Runs	35
Mike Piazza (1993)	
RBI	112
Mike Piazza (1993)	
Extra Base Hits	82
Johnny Frederick (1929)	
Total Bases	342
Johnny Frederick (1929)	
Walks	††100
Jim Gilliam (1953)	
Strikeouts	149
Billy Grabarkewitz (1970)	
Fewest Strikeouts	**17
Buddy Hassett (1936)	
Stolen Bases	49
Steve Sax (1982)	
Sacrifice Hits	*28
Jackie Robinson (1947)	

Pitching:

Games	65
Pedro Martinez (1993)	
Games Started	36
Henry Schmidt and Oscar Jones (1903)	
Complete Games	32
Joe Yeager (1898)	
Wins	23
Jeff Pfeffer (1914)	
Losses	\$525
Harry McIntyre (1905)	
Highest Winning Percentage	789
(15-4)	
Joe Black (1952)	
Lowest ERA	1.97
Jeff Pfeffer (1914)	
Innings	324
Oscar Jones (1903)	

DODGER ROOKIE SINGLE-SEASON RECORDS (1890-2001) (continued)

Most Hits Allowed 340 Harry McIntyre (1905)	Strikeouts 236 Hideo Nomo (1995)	Saves 17 Steve Howe (1980)
Most Walks Allowed 137 Hal Gregg (1944)	Shutouts §§8 Fernando Valenzuela (1981)	

BROOKLYN/LOS ANGELES SINGLE-SEASON CLUB BATTING RECORDS

Highest Batting Average .313 (1894) <i>Since 1900</i> 304 (1930)	<i>Since 1900</i> 99 (1920)	Most Stolen Bases 409 (1892) <i>Since 1900</i> 274 (1900)
Most Games 165 (1962)	Most Home Runs 211 (2000)	Most Hit by Pitch 125 (1899) <i>Since 1900</i> 81 (1900)
Most At-Bats 5642 (1982)	Most Grand Slams 9 (2000)	Most Left On Base 1278 (1947)
Most Runs 1021 (1894) <i>Since 1900</i> 955 (1953)	Most Pinch Homers 12 (2000)	Most Walks 732 (1947)††
Most Hits 1654 (1930)	Most RBI 887 (1953)	Most Intentional Walks 91 (1956)
Most Singles 1223 (1925)	Most Total Bases 2545 (1953)	Most Strikeouts 1190 (1996)
Most Doubles 303 (1930)	Most Extra-Base Hits 541 (1953)	Fewest Strikeouts 318 (1922)
Most Triples 130 (1894)	Highest Slugging Perc. 474 (1953)	
	Highest On-Base Perc. 378 (1894) <i>Since 1900</i> 366 (1953)	

LOS ANGELES SINGLE-SEASON CLUB BATTING RECORDS

Highest Batting Average .272 (1974)	Most Grand Slams 9 (2000)	Most Walks 668 (2000)
Most Games 165 (1962)	Most Pinch-Homers 12 (2000)	Most Strikeouts 1190 (1996)
Most At-Bats 5642 (1982)	Most RBI 781 (1962)	Fewest Strikeouts 744 (1976)
Most Runs 842 (1962)	Most Total Bases 2362 (2000)	Most Sacrifices 164 (1964)
Most Hits 1515 (1970)	Most Extra-Base Hits 504 (2000)	Most Sacrifice Hits 120 (1964)
Most Singles 1128 (1970)	Highest Slugging Avg 431 (2000)	Most Sacrifice Flies 64 (1974)
Most Doubles 265 (2000)	Highest On-Base Perc. 346 (1974)	Fewest Grounded Into DP 79 (1965)
Most Triples 67 (1970)	Most Stolen Bases 198 (1962)	Most Left on Base 1223 (1982)
Most Home Runs 211 (2000)	Most Hit by Pitch 52 (1965)	

BROOKLYN SINGLE-SEASON CLUB BATTING RECORDS

Highest Batting Average .313 (1894)	Most Home Runs 208 (1953)	Most Stolen Bases 409 (1892)
Most Games 157 (1951)	Most Grand Slams 8 (1952)	Most Hit by Pitch 125 (1899) <i>Since 1900:</i> 81 (1900)
Most At-Bats 5574 (1936)	Most Pinch-Homers 7 (1932)	Most Walks 732 (1947) ††
Most Runs 955 (1953)	Most RBI 887 (1953)	Most Intentional Walks 91 (1956)
Most Hits 1654 (1930)	Most Total Bases 2545 (1953)	Most Strikeouts 848 (1957)
Most Singles 1223 (1925)	Most Extra-Base Hits 541 (1953)	Fewest Strikeouts 318 (1922)
Most Doubles 303 (1930)	Highest Slugging Perc. 474 (1953)	
Most Triples 130 (1894)	Highest On-Base Perc. 378 (1894)	

BROOKLYN/LOS ANGELES SINGLE-SEASON CLUB PITCHING RECORDS

Most Saves 50 (1996)	Fewest Hits 1024 (1918)	Lowest ERA 2.12 (1916)
Most Complete Games 135 (1904)	Fewest Walks 258 (1919)	Most Home Runs Allowed 192 (1999)
Most Innings Pitched 1491 (1973)	Most Walks 671 (1946)	Fewest HR Allowed 10 (1902)
Most Runs 1007 (1894)	Most Strikeouts 1232 (1997)	Most Hit Batters 68 (1903)
Fewest Runs 463 (1918)	Fewest Strikeouts 216 (1895)	
Most Hits 1608 (1925)	Most Shutouts 24 (1963, '88)	

LOS ANGELES SINGLE-SEASON CLUB PITCHING RECORDS

Most Saves 50 (1996)	Fewest Hits 1196 (1972)	Lowest ERA 2.62 (1966)
Most Complete Games 58 (1965)	Most Hits 1438 (1999)	Most Wild Pitches 70 (1958)
Most Innings Pitched 1491 (1973)	Fewest Walks 356 (1966)	Most Homers Allowed 192 (1999)
Most Runs 787 (1999)	Most Walks 614 (1959)	Fewest Homers Allowed 65 (1968)
Fewest Runs 490 (1966)	Most Strikeouts 1232 (1997)	Most Intentional Walks 101 (1967)
Most Earned Runs 718 (1999)	Fewest Strikeouts 747 (1976)	Fewest Intentional Walks 9 (1974)
Fewest Earned Runs 425 (1966)	Most Shutouts 24 (1963, '88)	

BROOKLYN SINGLE-SEASON CLUB PITCHING RECORDS

Most Saves 37 (1955)	Fewest Hits 1024 (1918)	Fewest Strikeouts 216 (1895)
Most Complete Games 135 (1904)	Most Hits 1608 (1925)	Most Shutouts 22 (1906, '16)
Most Innings Pitched 1433 (1940)	Fewest Walks 258 (1919)	Lowest ERA 2.12 (1916)
Most Runs 1007 (1894)	Most Walks 671 (1946)	Most Hit Batters 68 (1903)
Fewest Runs 463 (1918)	Most Strikeouts 891 (1957)	

Legend for Dodger Records

* Major League Record, * Co-holds Major League Record, †† National League Record, † Co-holds National League Record, §§ Modern National League Record, § Co-holds Modern National League Record, ‡ Major League Record for 162-game season, Blue Type = Current Dodger Player

BROOKLYN/LOS ANGELES SINGLE-SEASON CLUB FIELDING RECORDS

Highest Fielding Perct. .982 (1952)
Lowest Fielding Perct. .924 (1891)
Since 1900 .937 (1905)
Most Putouts 4473 (1973)
Fewest Putouts 3992 (1938)
Most Assists 1946 (1982)
Fewest Assists 1573 (1961)

Most Total Chances 6550 (1982)
Fewest Total Chances 5845 (1938)
Most Errors 432 (1891)
Since 1900 408 (1905)
Fewest Errors 106 (1952)
Most Double Plays 198 (1958)
Fewest Double Plays 73 (1891, '06)

Most Passed Balls 24 (1973)
Fewest Passed Balls 4 (1951, '53, '54)
Most Consecutive Errorless Games
 11 (May 5-16, 1979)

LOS ANGELES SINGLE-SEASON CLUB FIELDING RECORDS

Highest Fielding Perct. 981
 (1959, '73, '77, '79, '80, '89)
Lowest Fielding Perct. 970 (1962)
Most Putouts 4473 (1973)
Fewest Putouts 4105 (1958)
Most Assists 1946 (1982)

Fewest Assists 1573 (1961)
Most Total Chances 6550 (1982)
Fewest Total Chances 5882 (1961)
Most Errors 193 (1962)
Fewest Errors 114 (1959)
Most Double Plays 198 (1958)

Fewest Double Plays 106 (1975)
Most Passed Balls 24 (1973)
Fewest Passed Balls 6 (1958)
Most Consecutive Errorless Games
 11 (May 5-16, 1979)

BROOKLYN/LOS ANGELES CLUB GENERAL RECORDS

Most Games Played 165 (1962)
Most Games Won:
Brooklyn 104 (1953)
Los Angeles 102 (1962, '74)
Most Games Lost:
Brooklyn 105 (1905)
Los Angeles 99 (1992)
Best Winning Percentage:
Brooklyn682 (105-49, 1953)
Los Angeles630 (102-60, 1974)
Worst Winning Percentage:
Brooklyn316 (48-104, 1905)
Los Angeles389 (63-99, 1992)
Most Games Won in a Month:
Brooklyn . 25 (July 1947, Aug. 1953)
Los Angeles . 22 (Sept.-Oct. 1965,
 Sept.-Oct. 1991)
Most Games Lost in a Month:
Brooklyn 27 (Sept. 1908)
Los Angeles 20 (July 1968,
 June '79, Sept.-Oct. '92)
Most Games Won at Home:
Brooklyn 60 (1953)
Los Angeles 55 (1980)
Fewest Games Won at Home:
Brooklyn 27 (1908)
Los Angeles 37 (1992, '99)

Fewest Games Lost at Home:
Brooklyn 17 (1953)
Los Angeles 27 (1978, '80, '91)
Most Games Lost at Home:
Brooklyn 50 (1908)
Los Angeles 44 (1992, '99)
Best Winning Percentage at Home:
Brooklyn779 (60-17, 1953)
Los Angeles671 (55-27, 1980)
Worst Winning Percentage at Home:
Brooklyn351 (27-50, 1908)
Los Angeles .457 (37-44, 1992, '99)
Most Games Won on the Road:
Brooklyn 51 (1952)
Los Angeles 50 (1974)
Fewest Games Won on the Road:
Brooklyn 19 (1905)
Los Angeles 26 (1992)
Most Games Lost on the Road:
Brooklyn 57 (1905)
Los Angeles 55 (1992)
Fewest Games Lost on the Road:
Brooklyn 24 (1952)
Los Angeles 31 (1974, '88)
Best Winning Percentage on the Road:
Brooklyn680 (51-24, 1952)
Los Angeles617 (50-31, 1974)

Worst Road Winning Percentage:
Brooklyn250 (19-57, 1905)
Los Angeles321 (26-55, 1992)
Most Night Games Won: 72 (1977)
Most Extra-Inning Games:
Brooklyn 25 (1910)
 Record: 10-14-1
LA 27† (1967)
 Record: 10-17
Most Extra-Inning Games Won:
 15 (1973)
Most Extra-Inning Games Lost:
 17 (1967)
Most Wins from a Club at Home:
 16 vs. Pittsburgh (1890)**
Most Wins from a Club on the Road:
 11 vs. Philadelphia (1945)*
Most Years Played: 18
 Zack Wheat (1909-1926) and
 Bill Russell (1969-1986)
Most Postponed Games:
Brooklyn 20 (1952)
Los Angeles 8 (1976)
Most Players Used in a Season:
Brooklyn 55 (1944)
Los Angeles 53 (1998)

BROOKLYN/LOS ANGELES CONSECUTIVE RECORDS

Individual Pitching:
Shutout Innings: **59
 Orel Hershiser (Aug. 30-Sept. 28, '88)
Shutouts: **6
 Don Drysdale (May 14-June 4, 1968)
Games Pitched, Reliever: ††13
 Mike Marshall (June 18-July 3, 1974)
Games Won in a Season:
Los Angeles: 13
 Phil Regan (May 17-Sept. 23, 1966)
Brooklyn: 15
 Dazzy Vance (July 11-Sept. 18, 1924)
Wins in a Season (Starting Pitcher):
Los Angeles: 12
 Burt Hooton (May 13 - Sept. 28, 1975)
Losses in a Season:
Los Angeles: 11
 Rick Honeycutt (May 18-Aug. 22, 1987)
Brooklyn: 14
 James Pastorius (1908)
Strikeouts in a Game: 8
 Johnny Podres
 (July 2, 1962 vs. Philadelphia)

Strikeouts in a Game by a Reliever: †6
 Pete Richert
 (April 12, 1962 vs. Cincinnati)
 Ron Perranoski
 (Sept. 12, 1966 vs. New York Mets)
Strikeouts, 1st Major League Game: †6
 Karl Spooner
 (Sept. 22, 1954 vs. New York Giants)
 Pete Richert
 (April 12, 1962 vs. Cincinnati)
Strikeouts at the Start of a Game: 6
 Andy Messersmith
 (May 28, 1973 vs. Philadelphia)
Most Strikeouts, 2 Consec. Games: 31
 Sandy Koufax (Aug. 24 and 31, 1959)
Most Strikeouts, 3 Consec. Games: 41
 Sandy Koufax
 (Aug. 24, 31 and Sept. 6, 1959)
Most Strikeouts, 4 Consec. Games: 50
 Hideo Nomo
 (June 14, 19, 24 and 29, 1995)
Most Walks, Inning: ††6
 Brickyard Kennedy
 (Aug. 31, 1900 - 2nd inning)

Individual Batting:
Hitting Streak
Brooklyn: 29
 Zack Wheat (1916)
Los Angeles: 31
 Willie Davis (Aug. 1-Sept. 3, 1969)
Reached Base Safely in a Game: §7
 Cookie Lavagetto
 (Sept. 23, 1939 at Philadelphia)
Reached Base Safely: 14
 Pedro Guerrero (July 23-26, 1985)
Hits
Brooklyn: †10
 Edward Konetchy
 (June 28, 29 and July 1, 1919)
Los Angeles: 9
 Ron Cey (July 2-4, 1977)
Hits, 3 Consecutive Games: 12
 "Wee" Willie Keeler (June 19-21, 1901)
 Milton Stock (June 30 - July 2, 1925)
Hits, 4 Consecutive Games: §816
 Milton Stock
 (June 30, July 1, 2 and 3, 1925)
Extra-Base Hits: 5

HISTORY & RECORDS

BROOKLYN/LOS ANGELES CONSECUTIVE RECORDS (continued)

Steve Garvey
(Aug. 28, 1977 vs. St. Louis)

Home Runs, Consecutive Games: 5
Roy Campanella (June 11-17, 1950)
Shawn Green (July 21-25, 2001)

Consecutive Games Played: 1,107
Steve Garvey
(Sept. 3, 1975–end of 1982 season)

Consecutive Years Played All Games: †††
Steve Garvey (1976-1982)

Stolen Bases: 38
Davey Lopes (June 10-Aug. 24, 1975)

Club Batting:
Consecutive Games with a Homer: 24
(June 18-July 10, 1953)

Batters Reached Safely in an Inning: **19
(May 21, 1952 vs. Cincinnati)

Hits, Game: *12
(June 23, 1930 vs. Pittsburgh 6th and 7th innings)

Hits in an Inning: *10
(June 23, 1930 vs. Pittsburgh, 6th inn.)

Club General:
Games Won: 15
(Aug. 29-Sept. 6, 1924)
13
(May 21-June 1, 1962) and
(Sept. 16-30, 1965)

Games Lost:
Brooklyn: 16 (1944)
Los Angeles: 10
(Aug. 14-24, 1961 and June 10-21, 1992)

Games Won From a Club on the Road: *18
vs. Pittsburgh (1945-1946)

Doubleheaders Won in a Season: *4
(Sept. 1-4, 1924)

Games with at Least One Double Play: ††23
(Aug. 7-27, 1952)

BROOKLYN/LOS ANGELES SINGLE-GAME RECORDS

Club General:
Longest Game by Innings: 26
May 1, 1920 at Boston Braves
(Dodgers and Braves tied 1-1)
Longest game in Major League history
Los Angeles: 22
June 3, 1989 at Houston
(Astros won 5-4)
August 23, 1989 at Montreal
(Dodgers won 1-0)

Longest Game by Innings at Home: 19
May 24, 1973 vs. New York
(Mets won 7-3)

Longest 9-Inn. Home Game, Time: 4:18
Oct. 2, 1962 vs. San Francisco

Longest 9-Inn. Road Game, Time: **4:27
October 5, 2001 at San Francisco
(*Longest 9-inning game in Major League history*)

Longest Extra-Inn. Road Game, Time:
7:14; June 3, 1989 at Houston
Longest night game in N.L. history

Longest Extra-Inn. Home Game, Time:
5:42; May 24, 1973 vs. New York

Shortest Road Game, Time: 0:55
Sept. 21, 1919 at Cincinnati

Shortest Home Game, Time: 1:30
May 20, 1972 vs. Houston

Most Players Used: 28
Sept. 13, 1982 vs. San Diego
16 innings
(*N.L. record for an extra-inning game*)

9-Inning Game: 25
April 16, 1959 vs. St. Louis:
(*Co-holds N.L. record for 9-inning game*)

Club Pitching:
Most Strikeouts: †22
(Aug. 8, 1972 vs. Cin.) – 19 innings
9-Inning Game: 18, 5 times; last time:
June 4, 1990 vs. Atlanta

Most Walks Allowed: †17
April 30, 1944 at New York Giants
Los Angeles: 15
(July 27, 1990 vs. Atlanta)

Most Runs Allowed: 28
(Aug. 25, 1891 vs. Chicago)
Since 1900: 26
(April 30, 1944 vs. New York Giants)
Los Angeles: 20
(May 20, 1967 at Chicago)

Most Runs Allowed – Inning: 13
June 25, 1910 at Boston – 1st Inn.
Los Angeles: 11
April 3, 1999 vs. St. Louis – 3rd Inning

Most Hits Allowed: 27
June 8, 1940 at Cincinnati
Los Angeles: 26
May 13, 1958 vs. San Francisco

No-Hitters: 20
Last time: Hideo Nomo
(Sept. 17, 1996 at Colorado)

Opponent No-Hitters: 18
Last time – Kent Mercker (Atlanta)
April 8, 1994 at Los Angeles

Most Pitchers Used: 9
June 3, 1989 vs. Houston (22 innings)
Sept. 16, 1991 vs. Cin. (12 innings)
May 2, 1995 at San Fran. (15 innings)
9-Inning Game: 8
Sept. 25, 1946 vs. Philadelphia
Aug. 24, 1957 vs. Milwaukee

Most Pitchers Used in an Inning: †5
May 21, 1927 vs. Chicago (9th Inning)
Aug. 26, 1987 vs. N.Y. (8th Inning)
Sept. 16, 1991 vs. Cin. (9th Inning)

Club Batting:
Most At-Bats: 85
May 1, 1920 at Boston (26 innings)
Los Angeles: 80
Aug. 23, 1989 at Mtl. (22 innings)

Most Hits: 28
June 23, 1930 at Pittsburgh and
Aug. 22, 1917 vs. Pit. (22 innings)
Los Angeles: 24
Aug. 20, 1974 vs. Chicago

Most Hits in an Inning: 12
May 21, 1952 vs. Cincinnati

Most Runs: 25
May 20, 1896 vs. Pittsburgh
Sept. 23, 1901 vs. Cincinnati
Los Angeles: 22
July 21, 2001 at Colorado

Most Runs in an Inning: §§15
May 21, 1952 vs. Cincinnati (1st Inn.)
Los Angeles: 10
June 28, 1969 at San Diego (3rd Inn.)
July 4, 1971 vs. San Fran. (8th Inn.)

Most Doubles: 9
July 24, 1894 vs. Boston
June 4, 1939 vs. Philadelphia

Most Triples: 5
Aug. 23, 1902 vs. Pittsburgh
July 7, 1921 vs. New York

Most Bases-Loaded Triples: 2
Aug. 25, 1917 and May 24, 1953

Most Triples in an Inning: 4
Aug. 23, 1902 vs. Pit. (3rd Inning)

Most Home Runs: 7
May 5, 1976 at Chicago
May 25, 1979 vs. Cincinnati
Brooklyn: 6
June 28, 1924 vs. Philadelphia

Most Home Runs, Inning: 4
Aug. 8, 2000 vs. Chicago

Most Grand Slams: †2
Sept. 23, 1901 at Cincinnati
Aug. 23, 1985 at Montreal
May 21, 2000 at Florida

Most RBI, Inning: 15
May 21, 1952 vs. Cincinnati

Most Total Bases: 48
Aug. 20, 1974 vs. Chicago
Brooklyn: 46
Sept. 23, 1939 at Philadelphia

Most Stolen Bases: 8
Aug. 22, 1948 vs. Boston
Aug. 24, 1974 vs. St. Louis

Most Reaching Base Safely in an Inn.: §§19
May 21, 1952 vs. Cincinnati

Most Walks: †17
Aug. 27, 1903 vs. Philadelphia

Most Hit Batters: 4
July 17, 1900 vs. New York Giants

Most Pinch-Hits: **6
Sept. 9, 1926 vs. Philadelphia

Most Pinch-Hitters: *9
Sept. 22, 1959 vs. St. Louis
Sept. 1, 1982 vs. St. Louis (13 innings)
Sept. 8, 1985 vs. New York (14 inn.)

Legend for Dodger Records

**Major League Record, * Co-holds Major League Record, †† National League Record, † Co-holds National League Record, §§ Modern National League Record, § Co-holds Modern National League Record, ‡ Major League Record for 162-game season, Blue Type = Current Dodger Player

BROOKLYN/LOS ANGELES SINGLE-GAME RECORDS

Most Sacrifice Hits in an Inning: *3 May 23, 1972 vs. San Francisco	Todd Worrell Aug. 12, 1995 vs. Pittsburgh - 9th*	Los Angeles: 3 Don Demeter (April 21, 1959 vs. San Fran.-11 inn.) Jimmy Wynn (May 11, 1974 at San Diego) Davey Lopes (Aug. 20, 1974 at Chicago) Cory Snyder (April 17, 1994 at Pittsburgh) Mike Piazza (June 29, 1996 at Colorado) Kevin Elster (April 11, 2000 at San Francisco) Shawn Green (Aug. 15, 2001 vs. Montreal)
Most Runners Left on Base: 25 July 27, 1990 vs. Atlanta	Most Wild Pitches: 5 Larry Cheney (July 9, 1918 at St. Louis)	Consecutive Homers: 3 Gene Hermanski (Aug. 4, 1948 vs. Chicago) Duke Snider (May 30, 1950 at Cincinnati) Roy Campanella (Aug. 26, 1950 at Cincinnati) Tom Brown (Sept. 18, 1950 vs. Chicago)
Brooklyn: 20 Aug. 21, 1954 vs. Milwaukee	Most Walks Allowed: 11 Harry McIntyre (Aug. 9, 1906 vs. Chicago) Sandy Burk (Sept. 23, 1910 vs. St. Louis) Van Lingle Mungo (June 9, 1932 vs. Philadelphia) Hal Gregg (June 15, 1944 vs. New York - 15 inn.)	2 Homers, Right and Left-Handed: James Russell (July 26, 1950 vs. St. Louis) Maury Wills (May 30, 1962 at New York) Jim Lefebvre (May 7, 1966 at Cincinnati) Wes Parker (June 5, 1966 at New York) Eddie Murray (April 18, 1990 at San Francisco and June 9, 1990 at San Diego)
9-Inning Game: 18 June 23, 1986 vs. Atlanta	Most Hits Allowed: 23 Jeff Pfeffer (June 1, 1919 vs. Philadelphia-19 inn.)	Most Extra-Base Hits: 15 Steve Garvey (Aug. 28, 1977 vs. St. Louis)
Most Grounded Into Double Plays: 5 May 24, 1973 vs. New York	Most Home Runs Allowed: 6 Hollis Thurston (Aug. 13, 1932 at New York)	Most Total Bases: 17 Gil Hodges (Aug. 31, 1950 vs. Boston) Los Angeles: 15 Davey Lopes (Aug. 20, 1974 vs. Chicago)
Most Plate App. without a Walk: **81 Aug. 23, 1989 at Montreal	Most Home Runs, Inning: 4 Ben Wade (May 28, 1954 at New York- 8th inning)	Most RBI: 9 Gil Hodges (Aug. 31, 1950 vs. Boston Braves) Los Angeles: 8 Ron Cey (July 31, 1974 at San Diego)
Largest Winning Margin: 20 May 24, 1892 vs. Washington (Dodgers won 24-4)	Individual Batting:	Most RBI in an Inning: 5 Dusty Baker (Sept. 13, 1977 vs. San Diego)
Los Angeles: 19 June 28, 1969 vs. San Diego (Dodgers won 19-0)	Most At-Bats: 10 Leon Cadore (May 1, 1920 at Boston, 26 innings) Jimmy Johnston (May 1, 1920 at Boston, 26 innings) Bernie Neis (May 1, 1920 at Boston, 26 innings) Ivy Olson (May 1, 1920 at Boston, 26 innings) Chuck Ward (May 1, 1920 at Boston, 26 innings) John Shelby (June 3, 1989 at Houston, 22 innings)	Most Stolen Bases: 5 Davey Lopes (Aug. 24, 1974 vs. St. Louis)
Largest Losing Margin: 21 June 8, 1940 vs. Cincinnati (Dodgers lost 23-2)	Most Runs Scored: 5 By many players: Last time Steve Garvey (Aug. 28, 1977 vs. St. Louis)	Most Sacrifice Hits: 4 Jake Daubert (Aug. 15, 1914 vs. Philadelphia)
Los Angeles: 19 May 5, 2001 at Chicago (Dodgers lost 20-1)	Most Hits: 6 George Cutshaw (Aug. 9, 1915 at Chicago) Jack Fournier (June 29, 1923 at Philadelphia) John DeBerry (June 23, 1929 vs. N.Y. Giants-14 inn.) Walter Gilbert (May 30, 1931 at New York Giants) Cookie Lavagetto (Sept. 23, 1939 at Philadelphia) Willie Davis (May 24, 1973 vs. New York-19 inn.) Paul Lo Duca (May 28, 2001 vs. Colorado - 11 inn)	Most Walks: 5 Gene Hermanski (Sept. 22, 1949 vs. St. Louis) Greg Brock (May 17, 1983 at Montreal)
Biggest Shutout Victory: 19-0 (June 28, 1969 at San Diego)	Most Home Runs, Inning: 4 Ben Wade (May 28, 1954 at New York- 8th inning)	Most Strikeouts: 5 Bill Russell (June 9, 1971 vs. Philadelphia) Darryl Strawberry (May 1, 1991 at Montreal)
Biggest Shutout Loss: 18-0 (Aug. 8, 1965 at Cincinnati)	Club Fielding:	Reached Base Safely in an Inning: *3 Pee Wee Reese (May 21, 1952 vs. Cincinnati)
Club Fielding:	Most Putouts (Extra Innings): 78 May 1, 1920 at Boston	
Most Assists (Extra Innings): 37 August 17, 1902 vs. St. Louis	Most Assists (Extra Innings): 37 August 17, 1902 vs. St. Louis	
Most Double Plays: 6 August 5, 1956 vs. St. Louis	Most Errors (Los Angeles): 7 Sept. 4, 1972 vs. Cincinnati Sept. 13, 1992 vs. San Francisco Sept. 1, 1995 vs. Montreal	
Most Errors (Los Angeles): 7 Sept. 4, 1972 vs. Cincinnati Sept. 13, 1992 vs. San Francisco Sept. 1, 1995 vs. Montreal	Individual Pitching:	
Most Innings Pitched: *26 Leon Cadore (May 1, 1920 at Boston) Los Angeles: 13 Don Drysdale (May 22, 1959 vs. S.F.) Sandy Koufax (May 28, 1960 at Chi.)	Most Innings Pitched: *26 Leon Cadore (May 1, 1920 at Boston) Los Angeles: 13 Don Drysdale (May 22, 1959 vs. S.F.) Sandy Koufax (May 28, 1960 at Chi.)	
Most Strikeouts in an Inning: *4 Pete Richert (April 12, 1962 vs. Cin.) and Don Drysdale (April 17, 1965 vs. Philadelphia)	Most Strikeouts in an Inning: *4 Pete Richert (April 12, 1962 vs. Cin.) and Don Drysdale (April 17, 1965 vs. Philadelphia)	
Most Strikeouts in a Game 18 Los Angeles: 18 Sandy Koufax (Aug. 31, 1959 vs. San Francisco and April 24, 1962 at Chicago); Ramon Martinez (June 4, 1990 vs. Atlanta)	Most Strikeouts in a Game 18 Los Angeles: 18 Sandy Koufax (Aug. 31, 1959 vs. San Francisco and April 24, 1962 at Chicago); Ramon Martinez (June 4, 1990 vs. Atlanta)	
Brooklyn: 16 Nap Rucker (1909)	Strikeouts, First Major League Game: *15 Karl Spooner (Sept. 22, 1954 vs. New York Giants)	
3 Strikeouts on 9 Pitches - Inning: D.C. Patty Ragan (Oct. 5, 1914 vs. Boston Braves - 8th); Dazzy Vance (Sept. 14, 1924 vs. Cincinnati - 3rd); Sandy Koufax (June 30, 1962 vs. New York - 1st; April 18, 1964 at Cincinnati - 3rd)	3 Strikeouts on 9 Pitches - Inning: D.C. Patty Ragan (Oct. 5, 1914 vs. Boston Braves - 8th); Dazzy Vance (Sept. 14, 1924 vs. Cincinnati - 3rd); Sandy Koufax (June 30, 1962 vs. New York - 1st; April 18, 1964 at Cincinnati - 3rd)	

BROOKLYN/LOS ANGELES SINGLE-GAME RECORDS (continued)

Individual Fielding:

Most Assists:

By an Infielder:	12
Jim Gilliam (July 21, 1956 vs. St. Louis)	
Monte Ward (June 10, 1892)	
By a Catcher:	†7
Bill Bergen (Aug. 23, 1909 vs. St. Louis)	
By a Pitcher:	13
Leon Cadore (May 1, 1920 vs. Boston – 26 innings)	

Most Assists in an Inning:

By a Pitcher:	†3
Steve Wilson (Aug. 25, 1992 vs. Pittsburgh)	
By a Catcher:	†3
Bruce Edwards (Aug. 15, 1946 vs. N.Y. Giants, 4th Inn.)	

Most Chances:

By an Infielder:	16
Phil Lewis (July 20, 1905 vs. Cincinnati)	
By a Third Baseman:	†13
Tony Cuccinello (July 12, 1934 vs. Cincinnati)	
By a First Baseman:	31
Ed Konetchy (May 1, 1920 vs. Boston – 26 Innings)	
Jake Daubert (May 6, 1910 vs. Boston)	22
By a Catcher:	24
Steve Yeager (Aug. 8, 1972 vs. Cincinnati – 19 Inn.)	
N.L. record for an extra-inning game	
By a Pitcher:	13
Leon Cadore (May 1, 1920 vs. Boston – 26 Innings)	
Elmer Stricklett (Sept. 11, 1906 vs. Philadelphia)	

Most Putouts:

Brooklyn:	30
Ed Konetchy (May 1, 1920 at Boston – 26 Innings)	
Los Angeles:	22
Steve Yeager (Aug. 8, 1972 vs. Cincinnati – 19 Inn.)	
Most Double Plays	†5
Teddy Martinez Aug. 21, 1977 at Chicago	
Most Runners Caught Stealing ..	6
Bill Bergen Aug. 23, 1909 vs. St. Louis	
Most Errors:	†5
Phillip Lewis (July 20, 1905 vs. Cincinnati)	
Most Errors, Inning:	3
Davey Lopes (June 2, 1973 vs. Montreal – 1st inn.)	
Jose Offerman (May 9, 1995 at San Diego – 4th inn.)	

BROOKLYN/LOS ANGELES CAREER TOP 10 – BATTING

Games:

Wheat, Zack	2,322
Russell, Bill	2,181
Reese, Pee Wee	2,166
Hodges, Gil	2,006
Gilliam, Jim	1,956
Davis, Willie	1,952
Snider, Duke	1,923
Furillo, Carl	1,806
Garvey, Steve	1,727
Wills, Maury	1,593

At-Bats:

Wheat, Zack	8,859
Reese, Pee Wee	8,058
Davis, Willie	7,495
Russell, Bill	7,318
Gilliam, Jim	7,119
Hodges, Gil	6,881
Snider, Duke	6,640
Garvey, Steve	6,543
Furillo, Carl	6,378
Wills, Maury	6,156

Runs:

Reese, Pee Wee	1,338
Wheat, Zack	1,255
Snider, Duke	1,199
Gilliam, Jim	1,163
Hodges, Gil	1,088
Davis, Willie	1,004
Robinson, Jackie	947
Furillo, Carl	895
Griffin, Mike	882
Wills, Maury	876

Hits:

Wheat, Zack	2,804
Reese, Pee Wee	2,170
Davis, Willie	2,091
Snider, Duke	1,995
Garvey, Steve	1,968
Russell, Bill	1,926
Furillo, Carl	1,910
Gilliam, Jim	1,889
Hodges, Gil	1,884
Wills, Maury	1,732

Doubles:

Wheat, Zack	464
Snider, Duke	343
Garvey, Steve	333
Reese, Pee Wee	330
Furillo, Carl	324
Davis, Willie	321
Gilliam, Jim	304
Hodges, Gil	294
Russell, Bill	293
Karros, Eric	276

Triples:

Wheat, Zack	171
Davis, Willie	110
Myers, Hy	97
Daubert, Jake	87
Snider, Duke	82
Hummel, John	82
Reese, Pee Wee	80
Sheckard, Jimmy	76
Daly, Tom	76
Johnston, Jimmy	73

Home Runs:

Snider, Duke	389
Hodges, Gil	361
Karros, Eric	257
Campanella, Roy	242
Cey, Ron	228
Garvey, Steve	211
Furillo, Carl	192
Piazza, Mike	177
Guerrero, Pedro	171
Mondesi, Raul	163

RBI:

Snider, Duke	1,271
Hodges, Gil	1,254
Wheat, Zack	1,223
Furillo, Carl	1,058
Garvey, Steve	992
Karros, Eric	903
Reese, Pee Wee	885
Campanella, Roy	856
Davis, Willie	849
Cey, Ron	842

Total Bases:

Wheat, Zack	4,003
Snider, Duke	3,669
Hodges, Gil	3,357
Davis, Willie	3,094
Reese, Pee Wee	3,038
Garvey, Steve	3,004
Furillo, Carl	2,922
Karros, Eric	2,531
Gilliam, Jim	2,530
Russell, Bill	2,471

Extra-Base Hits:

Snider, Duke	814
Wheat, Zack	766
Hodges, Gil	703
Davis, Willie	585
Garvey, Steve	579
Furillo, Carl	572
Karros, Eric	542
Reese, Pee Wee	536
Cey, Ron	469
Robinson, Jackie	464

Batting Avg. (1,800+ AB):

Keeler, "Wee" Willie360
Herman, Babe339
Fournier, Jack337
Piazza, Mike331
Wheat, Zack317
Phelps, Babe315
Mota, Manny315
Jones, Fielder313
Sheffield, Gary312
Robinson, Jackie311
Walker, Dixie311

Stolen Bases:

Wills, Maury	490
Lopes, Davey	418
Davis, Willie	335
Daly, Tom	298
Sax, Steve	290
Griffin, Mike	264
Reese, Pee Wee	232
Sheckard, Jimmy	212
Gilliam, Jim	203
Wheat, Zack	203

Walks:

Reese, Pee Wee	1,210
Gilliam, Jim	1,036
Hodges, Gil	925
Snider, Duke	893
Cey, Ron	765
Robinson, Jackie	740
Wheat, Zack	632
Lopes, Davey	603
Camilli, Dolph	584
Scioscia, Mike	567

Slugging Pct. (1,800+ AB):

Sheffield, Gary573
Piazza, Mike572
Herman, Babe557
Snider, Duke553
Fournier, Jack552
Guerrero, Pedro512
Mondesi, Raul508
Campanella, Roy500
Camilli, Dolph497
Howard, Frank495

Pinch-Hits:

Mota, Manny	106
Hansen, Dave	100
Gwynn, Chris	52
Snider, Duke	43
Webster, Mitch	43
Sharperson, Mike	39
Hatcher, Mickey	38
Monday, Rick	34
Shuba, George	33
Gabrielson, Len	33
Lacy, Lee	33

Legend for Dodger Records

**Major League Record, * Co-holds Major League Record, †† National League Record, † Co-holds National League Record, §§ Modern National League Record, § Co-holds Modern National League Record, ‡ Major League Record for 162-game season, Blue Type = Current Dodger Player

HISTORY & RECORDS

BROOKLYN/LOS ANGELES CAREER TOP 10 - PITCHING

Wins:

Sutton, Don	233
Drysdale, Don	209
Vance, Dazzy	190
Kennedy, Brickyard	174
Koufax, Sandy	165
Grimes, Burleigh	158
Osteen, Claude	147
Valenzuela, F.	141
Podres, Johnny	136
Hershiser, Orel	135

Losses:

Sutton, Don	181
Drysdale, Don	166
Kennedy, Brickyard	150
Rucker, Nap	134
Vance, Dazzy	131
Osteen, Claude	126
Grimes, Burleigh	121
Valenzuela, F.	116
Hershiser, Orel	107
Podres, Johnny	104

Games:

Sutton, Don	550
Drysdale, Don	518
Brewer, Jim	474
Perranoski, Ron	457
Labine, Clem	425
Hough, Charlie	401
Koufax, Sandy	397
Kennedy, Brickyard	381
Vance, Dazzy	378
Podres, Johnny	366

Games Started:

Sutton, Don	533
Drysdale, Don	465
Osteen, Claude	335
Kennedy, Brickyard	332
Vance, Dazzy	326
Valenzuela, F.	320
Koufax, Sandy	314
Podres, Johnny	310
Hershiser, Orel	309
Grimes, Burleigh	285

Strikeouts:

Sutton, Don	2,696
Drysdale, Don	2,486
Koufax, Sandy	2,396
Vance, Dazzy	1,918
Valenzuela, F.	1,759
Hershiser, Orel	1,456
Podres, Johnny	1,331
Martinez, Ramon	1,312
Welch, Bob	1,292
Rucker, Nap	1,217

Saves:

Shaw, Jeff	129
Worrell, Todd	127
Brewer, Jim	125
Perranoski, Ron	101
Howell, Jay	85
Labine, Clem	83
Niedenfuer, Tom	64
Hough, Charlie	60
Howe, Steve	59
Casey, Hugh	50

Complete Games:

Kennedy, Brickyard	279
Vance, Dazzy	212
Grimes, Burleigh	205
Rucker, Nap	186
Drysdale, Don	167
Pfeffer, Jeff	157
Sutton, Don	156
Koufax, Sandy	137
Stein, Ed	136
McIntyre, Harry	119

Innings Pitched:

Sutton, Don	3,814.0
Drysdale, Don	3,432.1
Kennedy, Brickyard	2,857.0
Vance, Dazzy	2,758.0
Grimes, Burleigh	2,425.2
Osteen, Claude	2,397.1
Rucker, Nap	2,375.1
Valenzuela, F.	2,348.2
Koufax, Sandy	2,324.1
Hershiser, Orel	2,180.2

Hits:

Sutton, Don	3,291
Kennedy, Brickyard	3,102
Drysdale, Don	3,084
Vance, Dazzy	2,579
Grimes, Burleigh	2,547
Osteen, Claude	2,350
Valenzuela, F.	2,099
Rucker, Nap	2,089
Podres, Johnny	2,009
Hershiser, Orel	1,976

Walks:

Kennedy, Brickyard	1,128
Sutton, Don	996
Valenzuela, F.	915
Drysdale, Don	855
Koufax, Sandy	817
Vance, Dazzy	764
Grimes, Burleigh	744
Martinez, Ramon	704
Rucker, Nap	701
Mungo, Van Lingle	697

Shutouts:

Sutton, Don	52
Drysdale, Don	49
Koufax, Sandy	40
Rucker, Nap	38
Osteen, Claude	34
Vance, Dazzy	30
Valenzuela, F.	29
Pfeffer, Jeff	25
Hershiser, Orel	24
Podres, Johnny	23
Welch, Bob	23

ERA (1,100+ Innings):

Pfeffer, Jeff	2.31
Rucker, Nap	2.42
Koufax, Sandy	2.76
Smith, Sherry	2.91
Drysdale, Don	2.95
Scanlan, Doc	2.96
John, Tommy	2.98
Hershiser, Orel	3.00
Singer, Bill	3.03
Osteen, Claude	3.09

LOS ANGELES CAREER TOP 10 - BATTING

Games:

Russell, Bill	2,181
Davis, Willie	1,952
Garvey, Steve	1,727
Wills, Maury	1,593
Cey, Ron	1,481
Karros, Eric	1,459
Scioscia, Mike	1,441
Fairly, Ron	1,306
Parker, Wes	1,288
Roseboro, John	1,254

At-Bats:

Davis, Willie	7,495
Russell, Bill	7,318
Garvey, Steve	6,543
Wills, Maury	6,156
Karros, Eric	5,478
Cey, Ron	5,216
Lopes, Davey	4,590
Scioscia, Mike	4,373
Sax, Steve	4,312
Gilliam, Jim	4,158

Runs:

Davis, Willie	1,004
Wills, Maury	876
Garvey, Steve	852
Russell, Bill	796
Lopes, Davey	759
Cey, Ron	715
Karros, Eric	700
Gilliam, Jim	630
Sax, Steve	574
Guerrero, Pedro	561

Hits:

Davis, Willie	2,091
Garvey, Steve	1,968
Russell, Bill	1,926
Wills, Maury	1,732
Karros, Eric	1,466
Cey, Ron	1,378
Sax, Steve	1,218
Lopes, Davey	1,204
Baker, Dusty	1,144
Scioscia, Mike	1,131

Doubles:

Garvey, Steve	333
Davis, Willie	321
Russell, Bill	293
Karros, Eric	276
Cey, Ron	223
Scioscia, Mike	198
Parker, Wes	194
Mondesi, Raul	190
Baker, Dusty	179
Gilliam, Jim	176

Triples:

Davis, Willie	110
Russell, Bill	57
Wills, Maury	56
Roseboro, John	44
Butler, Brett	41
Lopes, Davey	39
Mondesi, Raul	37
Garvey, Steve	35
Parker, Wes	32
Crawford, Willie	29

Home Runs:

Karros, Eric	257
Cey, Ron	228
Garvey, Steve	211
Piazza, Mike	177
Guerrero, Pedro	171
Mondesi, Raul	163
Davis, Willie	154
Baker, Dusty	144
Marshall, Mike	137
Howard, Frank	123

RBIs:

Garvey, Steve	992
Karros, Eric	903
Davis, Willie	849
Cey, Ron	842
Russell, Bill	627
Baker, Dusty	586
Guerrero, Pedro	585
Piazza, Mike	563
Fairly, Ron	541
Mondesi, Raul	518

Total Bases:

Davis, Willie	3,094
Garvey, Steve	3,004
Karros, Eric	2,531
Russell, Bill	2,471
Cey, Ron	2,321
Wills, Maury	2,045
Guerrero, Pedro	1,843
Baker, Dusty	1,779
Lopes, Davey	1,744
Parker, Wes	1,560

Extra-Base Hits:

Davis, Willie	585
Garvey, Steve	579
Karros, Eric	542
Cey, Ron	469
Russell, Bill	396
Mondesi, Raul	390
Guerrero, Pedro	364
Baker, Dusty	335
Lopes, Davey	303
Marshall, Mike	298

Batting Avg. (1,800+ AB):

Piazza, Mike	.331
Mota, Manny	.315
Sheffield, Gary	.312
Guerrero, Pedro	.309
Davis, Tommy	.304
Garvey, Steve	.301
Butler, Brett	.298
Buckner, Bill	.289
Mondesi, Raul	.288
Moon, Wally	.286

Stolen Bases:

Wills, Maury	490
Lopes, Davey	418
Davis, Willie	335
Sax, Steve	290
Butler, Brett	179
Russell, Bill	167
Mondesi, Raul	140
Landreaux, Ken	119
DeShields, Delino	114
Gilliam, Jim	112

LOS ANGELES CAREER TOP 10 - BATTING (continued)

Walks:

Cey, Ron	765
Gilliam, Jim	631
Lopes, Davey	603
Sciocchia, Mike	567
Parker, Wes	532
Fairly, Ron	522
Russell, Bill	483
Karros, Eric	480
Wills, Maury	456
Roseboro, John	444

Slugging Pct. (1,800+AB):

Sheffield, Gary	.573
Piazza, Mike	.572
Guerrero, Pedro	.512
Mondesi, Raul	.504
Howard, Frank	.495
Karros, Eric	.462
Garvey, Steve	.459
Marshall, Mike	.449
Cey, Ron	.445
Davis, Tommy	.441

Pinch-Hits:

Mota, Manny	106
Hansen, Dave	100
Gwynn, Chris	52
Webster, Mitch	43
Sharperson, Mike	39
Hatcher, Mickey	38
Monday, Rick	34
Gabrielson, Len	33
Lacy, Lee	33
Crawford, Willie	31

LOS ANGELES CAREER TOP 10 - PITCHING

Wins:

Sutton, Don	233
Drysdale, Don	187
Koufax, Sandy	156
Osteen, Claude	147
Valenzuela, F.	141
Hershiser, Orel	135
Martinez, Ramon	123
Welch, Bob	115
Hooton, Burt	112
Podres, Johnny	95

Losses:

Sutton, Don	181
Drysdale, Don	152
Osteen, Claude	126
Valenzuela, F.	116
Hershiser, Orel	107
Welch, Bob	86
Hooton, Burt	84
Koufax, Sandy	77
Martinez, Ramon	77
Singer, Bill	76

Games:

Sutton, Don	550
Brewer, Jim	474
Drysdale, Don	459
Perranoski, Ron	457
Hough, Charlie	401
Hershiser, Orel	353
Osteen, Claude	339
Koufax, Sandy	335
Valenzuela, F.	331
Hooton, Burt	322

Games Started:

Sutton, Don	533
Drysdale, Don	424
Osteen, Claude	335
Valenzuela, F.	320
Hershiser, Orel	309
Koufax, Sandy	286
Welch, Bob	267
Hooton, Burt	265
Martinez, Ramon	262
Podres, Johnny	220

Strikeouts:

Sutton, Don	2,696
Drysdale, Don	2,283
Koufax, Sandy	2,214
Valenzuela, F.	1,759
Hershiser, Orel	1,456
Martinez, Ramon	1,312
Welch, Bob	1,292
Osteen, Claude	1,162
Park, Chan Ho	1,098
Hooton, Burt	1,042

Saves:

Shaw, Jeff	129
Worrell, Todd	127
Brewer, Jim	125
Perranoski, Ron	101
Howell, Jay	85
Niedenfuhr, Tom	64
Hough, Charlie	60
Howe, Steve	59
Marshall, Mike	42
Sherry, Larry	39

Complete Games:

Drysdale, Don	156
Sutton, Don	156
Koufax, Sandy	133
Valenzuela, F.	107
Osteen, Claude	100
Hershiser, Orel	65
Hooton, Burt	61
Singer, Bill	52
Podres, Johnny	50
Welch, Bob	47

Innings Pitched:

Sutton, Don	3,814.0
Drysdale, Don	3,112.1
Osteen, Claude	2,397.1
Valenzuela, F.	2,348.2
Hershiser, Orel	2,180.2
Koufax, Sandy	2,119.2
Hooton, Burt	1,861.0
Welch, Bob	1,820.2
Martinez, Ramon	1,731.2
Reuss, Jerry	1,407.2

Hits:

Sutton, Don	3,291
Drysdale, Don	2,792
Osteen, Claude	2,350
Valenzuela, F.	2,099
Hershiser, Orel	1,976
Hooton, Burt	1,659
Welch, Bob	1,631
Koufax, Sandy	1,572
Martinez, Ramon	1,518
Podres, Johnny	1,408

Walks:

Sutton, Don	996
Valenzuela, F.	915
Drysdale, Don	763
Koufax, Sandy	709
Martinez, Ramon	704
Hershiser, Orel	667
Osteen, Claude	568
Welch, Bob	565
Park, Chan Ho	560
Hooton, Burt	540

Shutouts:

Sutton, Don	52
Drysdale, Don	45
Koufax, Sandy	38
Osteen, Claude	34
Valenzuela, F.	29
Hershiser, Orel	24
Welch, Bob	23
Hooton, Burt	22
Martinez, Ramon	20
Singer, Bill	18

ERA (900+ Innings):

Koufax, Sandy	2.64
John, Tommy	2.97
Drysdale, Don	2.98
Singer, Bill	3.03
Osteen, Claude	3.09
Sutton, Don	3.09
Reuss, Jerry	3.11
Hershiser, Orel	3.12
Hooton, Burt	3.14
Welch, Bob	3.14

BROOKLYN/LOS ANGELES SINGLE-SEASON TOP 10 - BATTING

At-Bats:

1. Wills, Maury	695 (1962)
2. Furillo, Carl	667 (1951)
3. Davis, Tommy	665 (1962)
4. Garvey, Steve	659 (1975)
5. Garvey, Steve	658 (1980)
6. Olson, Ivy	652 (1921)
7. Wills, Maury	650 (1965)
8. Garvey, Steve	648 (1979)
9. Garvey, Steve	646 (1977)
10. Davis, Willie	643 (1968)

Runs:

1. Collins, Hub	148 (1890)
2. Herman, Babe	143 (1930)
3. Griffin, Mike	140 (1895)
Keeler, "Wee" Willie	140 (1899)
5. Griffin, Mike	136 (1897)
6. Daly, Tom	135 (1894)
7. Jones, Fielder	134 (1897)
8. Reese, Pee Wee	132 (1949)
Snider, Duke	132 (1953)
10. Wills, Maury	130 (1962)

Hits:

1. Herman, Babe	241 (1930)
2. Davis, Tommy	230 (1962)
3. Wheat, Zack	221 (1925)
4. O'Doul, Lefty	219 (1932)
5. Herman, Babe	217 (1929)
6. Keeler, "Wee" Willie	215 (1899)
7. Wheat, Zack	212 (1924)
8. Garvey, Steve	210 (1975)
Sax, Steve	210 (1986)
10. Keeler, "Wee" Willie	209 (1901)

BROOKLYN/LOS ANGELES SINGLE-SEASON TOP 10 - BATTING (continued)

Batting Average:

(3.1 plate appearances per team game)

1. Herman, Babe393 (1930)
2. Herman, Babe381 (1929)
3. Keeler, "Wee" Willie377 (1899)
4. Wheat, Zack375 (1924)
5. Keeler, "Wee" Willie368 (1900)
O'Doul, Lefty368 (1932)
7. Piazza, Mike362 (1997)
8. Burns, Oyster361 (1894)
9. Wheat, Zack359 (1925)
10. Walker, Dixie357 (1944)

Singles:

1. Keeler, "Wee" Willie	187 (1899)
2. Keeler, "Wee" Willie	179 (1900)
Wills, Maury	179 (1962)
4. Keeler, "Wee" Willie	176 (1901)
5. Davis, Willie	167 (1962)
6. Wills, Maury	165 (1965)
7. Stock, Milt	164 (1925)
8. Keeler, "Wee" Willie	163 (1902)
9. Butler, Brett	162 (1991)
10. Myers, Hy	161 (1922)

Doubles:

1. Frederick, John	52 (1929)
2. Herman, Babe	48 (1930)
3. Parker, Wes	47 (1970)
4. Frederick, John	44 (1930)
Green, Shawn	44 (2000)
6. Herman, Babe	43 (1931)
Galan, Augie	43 (1944)
Sax, Steve	43 (1986)
9. Mondesi, Raul	42 (1997)
Wheat, Zack	42 (1925)
Herman, Babe	42 (1929)
Walker, Dixie	42 (1945)

Triples:

1. Treadway, George	26 (1894)
2. Myers, Hy	22 (1920)
3. Brouters, Dan	20 (1892)
Corcoran, Tom	20 (1894)
5. Sheppard, Jimmy	19 (1901)
6. Burns, Oyster	18 (1892)
Lumley, Harry	18 (1904)
8. Kelley, Joe	17 (1900)
Reiser, Pete	17 (1941)
Gilliam, Jim	17 (1953)

Home Runs:

1. Green, Shawn	49 (2001)
2. Snider, Duke	43 (1956)
Sheffield, Gary	43 (2000)
4. Snider, Duke	42 (1953)
Hodges, Gil	42 (1954)
Snider, Duke	42 (1955)
7. Campanella, Roy	41 (1953)
8. Piazza, Mike	40 (1997)
Hodges, Gil	40 (1951)
Snider, Duke	40 (1954)
Snider, Duke	40 (1957)

RBI:

1. Davis, Tommy	153 (1962)
2. Campanella, Roy	142 (1953)
3. Snider, Duke	136 (1955)
4. Fournier, Jack	130 (1925)
Herman, Babe	130 (1930)
Hodges, Gil	130 (1954)
Snider, Duke	130 (1954)
8. Burns, Oyster	128 (1890)
9. Wright, Glenn	126 (1930)
Snider, Duke	126 (1953)

Total Bases:

1. Herman, Babe	416 (1930)
2. Snider, Duke	378 (1954)
3. Snider, Duke	370 (1953)
Green, Shawn	370 (2001)
5. Davis, Tommy	356 (1962)
6. Piazza, Mike	355 (1997)
7. Herman, Babe	348 (1929)
8. Snider, Duke	343 (1950)
9. Frederick, John	342 (1929)
10. Snider, Duke	338 (1955)

Stolen Bases:

1. Wills, Maury	104 (1962)
2. Wills, Maury	94 (1965)
3. Ward, Monte	88 (1892)
4. Collins, Hub	85 (1890)
5. Lopes, Davey	77 (1975)
6. Sheppard, Jimmy	67 (1903)
7. Lopes, Davey	63 (1976)
8. Lopes, Davey	59 (1974)
9. Ward, Monte	57 (1891)
10. Sax, Steve	56 (1983)

Walks:

1. Stanky, Eddie	148 (1945)
2. Stanky, Eddie	137 (1946)
3. Camilli, Dolph	119 (1938)
4. Reese, Pee Wee	116 (1949)
5. Galan, Augie	114 (1945)
6. Camilli, Dolph	110 (1939)
Wynn, Jimmy	110 (1975)
8. Butler, Brett	108 (1991)
Wynn, Jimmy	108 (1974)
10. Hodges, Gil	107 (1952)

Slugging Average:

1. Herman, Babe678 (1930)
2. Snider, Duke647 (1954)
3. Sheffield, Gary643 (2000)
4. Piazza, Mike638 (1997)
5. Snider, Duke628 (1955)
6. Snider, Duke627 (1953)
7. Herman, Babe612 (1929)
8. Campanella, Roy611 (1953)
9. Piazza, Mike606 (1995)
10. Snider, Duke598 (1956)
Green, Shawn598 (2001)

On-Base Percentage:

1. Herman, Babe455 (1930)
2. Fournier, Jack440 (1925)
3. Robinson, Jackie438 (1949)
Moon, Wally438 (1960)
Sheffield, Gary438 (2000)
6. Herman, Babe436 (1929)
Stanky, Eddie436 (1946)
Robinson, Jackie436 (1951)
9. Walker, Dixie434 (1944)
10. Smith, Reggie432 (1977)

Extra-Base Hits:

1. Herman, Babe	94 (1930)
2. Snider, Duke	89 (1954)
3. Snider, Duke	84 (1953)
Green, Shawn	84 (2001)
5. Frederick, John	82 (1929)
Snider, Duke	82 (1955)
7. Snider, Duke	78 (1956)
8. Mondesi, Raul	77 (1997)
Herman, Babe	77 (1931)
10. Herman, Babe	76 (1929)

Pinch-Hits:

1. Hansen, Dave	18 (1993)
2. Webster, Mitch	17 (1992)
3. Gautreaux, Sid	16 (1936)
4. Mota, Manny	15 (1974)
Goodson, Ed	15 (1976)
Mota, Manny	15 (1979)
Hansen, Dave	15 (2000)
8. Mota, Manny	14 (1977)
Whitfield, Terry	14 (1985)
Hatcher, Mickey	14 (1990)

BROOKLYN/LOS ANGELES SINGLE-SEASON TOP 10 - PITCHING

Games:

1. Marshall, Mike 106 (1974)
2. Hough, Charlie 77 (1976)
- Shaw, Jeff 77 (2001)
4. Radinsky, Scott. 75 (1997)
- Herges, Matt 75 (2001)
6. Miller, Bob 74 (1964)
7. Osuna, Antonio 73 (1996)
8. Worrell, Todd 72 (1996)
- Perranoski, Ron 72 (1964)
10. Perranoski, Ron 70 (1962)
- Perranoski, Ron 70 (1967)
- Hough, Charlie 70 (1977)
- Borbon, Pedro 70 (1999)

Games Started:

1. Terry, Bill 44 (1890)
- Haddock, George 44 (1892)
- Kennedy, Brickyard 44 (1893)
4. Lovett, Tom 43 (1891)
5. Stein, Ed 42 (1892)
- Drysdale, Don 42 (1963)
- Drysdale, Don 42 (1965)
8. 9 tied with 41

Complete Games:

1. Kennedy, Brickyard 40 (1893)
2. Lovett, Tom 39 (1890)
- Lovett, Tom 39 (1891)
- Haddock, George 39 (1892)
5. Terry, Bill 38 (1890)
- Stein, Ed 38 (1892)
- Stein, Ed 38 (1894)
- Kennedy, Brickyard 38 (1898)
- Jones, Oscar 38 (1904)
10. 2 tied with 36

Innings:

1. Kennedy, Brickyard 382.2 (1893)
2. Haddock, George 381.1 (1892)
3. Stein, Ed 377.1 (1892)
4. Jones, Oscar 377.0 (1904)
5. Lovett, Tom 372.0 (1890)
6. Terry, Bill 370.0 (1890)
7. Lovett, Tom 365.2 (1891)
8. Kennedy, Brickyard 360.2 (1894)
9. Stein, Ed 359.0 (1894)
10. Donovan, Bill 351.0 (1901)

Wins:

1. Lovett, Tom 30 (1890)
2. Haddock, George 29 (1892)
- McGinnity, Joe 29 (1900)
4. Hughes, Jim 28 (1899)
- Vance, Dazzy 28 (1924)
6. Stein, Ed 27 (1892)
- Stein, Ed 27 (1894)
- Newcombe, Don 27 (1956)
- Koufax, Sandy 27 (1966)
10. Terry, Bill 26 (1900)
- Sandy Koufax 26 (1965)

Won - Lost Percentage (Min. 15 Dec.):

1. Regan, Phil933 (14-1) 1966
2. Fitzsimmons, Fred.889 (16-2) 1940
3. Roe, Preacher880 (22-3) 1951
4. Hershiser, Orel864 (19-3) 1985
5. Perranoski, Ron842 (16-3) 1963
6. Koufax, Sandy833 (25-5) 1963
7. Hughes, Jim824 (28-6) 1899
- Vance, Dazzy824 (28-6) 1924
9. John, Tommy813 (13-3) 1974
10. Newcombe, Don.800 (20-5) 1955
- Rhoden, Rick800 (12-3) 1976

Strikeouts:

1. Koufax, Sandy 382 (1965)
2. Koufax, Sandy 317 (1966)
3. Koufax, Sandy 306 (1963)
4. Koufax, Sandy 269 (1961)
5. Vance, Dazzy 262 (1924)
6. Drysdale, Don 251 (1963)
7. Singer, Bill 247 (1969)
8. Drysdale, Don 246 (1960)
9. Drysdale, Don 242 (1959)
- Valenzuela, Fernando. 242 (1986)

ERA (Min. 1.0 IP per Team Game):

1. Marquard, Rube 1.58 (1916)
2. Garvin, Ned 1.68 (1904)
3. Koufax, Sandy 1.73 (1966)
4. Koufax, Sandy 1.74 (1964)
5. Wilhelm, Kaiser 1.87 (1908)
6. Koufax, Sandy 1.88 (1963)
7. Pfeffer, Jeff 1.91 (1916)
8. Cheney, Larry 1.92 (1916)
9. Pfeffer, Jeff 1.97 (1914)
10. Hershiser, Orel 2.03 (1985)

Shutouts:

1. Koufax, Sandy 11 (1963)
2. Sutton, Don 9 (1972)
3. Koufax, Sandy 8 (1965)
- Drysdale, Don 8 (1968)
- Valenzuela, Fernando 8 (1981)
- Hershiser, Orel 8 (1988)
- Belcher, Tim 8 (1989)
8. 5 tied with 7

Saves:

1. Worrell, Todd 44 (1996)
2. Shaw, Jeff 43 (2001)
3. Worrell, Todd 35 (1997)
4. Shaw, Jeff 34 (1999)
5. Worrell, Todd 32 (1995)
6. Howell, Jay 28 (1989)
7. Shaw, Jeff 27 (2000)
8. Shaw, Jeff 25 (1998)
- Gott, Jim 25 (1993)
10. Hughes, Jim 24 (1954)
- Brewer, Jim 24 (1970)

LOS ANGELES SINGLE-SEASON TOP 10 - BATTING

At-Bats:

1. Wills, Maury 695 (1962)
2. Davis, Tommy 665 (1962)
3. Garvey, Steve 659 (1975)
4. Garvey, Steve 658 (1980)
5. Wills, Maury 650 (1965)
6. Garvey, Steve 648 (1979)
7. Garvey, Steve 646 (1977)
8. Davis, Willie 643 (1968)
9. Garvey, Steve 642 (1974)
- Buckner, Bill 642 (1976)

Runs:

1. Wills, Maury 130 (1962)
2. Green, Shawn 124 (2001)
3. Davis, Tommy 120 (1962)
4. Butler, Brett 112 (1991)
5. Lopes, Davey 109 (1979)
6. Lopes, Davey 108 (1975)
7. Gibson, Kirk 106 (1988)
8. Wills, Maury 105 (1961)
- Sheffield, Gary 105 (2000)
10. Piazza, Mike 104 (1997)
- Wynn, Jimmy 104 (1974)
- Smith, Reggie 104 (1977)

Hits:

1. Davis, Tommy 230 (1962)
2. Garvey, Steve 210 (1975)
- Sax, Steve 210 (1986)
4. Wills, Maury 208 (1962)
5. Garvey, Steve 204 (1979)
6. Garvey, Steve 202 (1978)
7. Piazza, Mike 201 (1997)
8. Garvey, Steve 200 (1974)
- Garvey, Steve 200 (1976)
- Garvey, Steve 200 (1980)

LOS ANGELES SINGLE-SEASON TOP 10 - BATTING (continued)

Batting Average:

1. Piazza, Mike	.362 (1997)
2. Piazza, Mike	.346 (1995)
Davis, Tommy	.346 (1962)
4. Guerrero, Pedro	.338 (1987)
5. Piazza, Mike	.336 (1996)
6. Sax, Steve	.332 (1986)
7. Murray, Eddie	.330 (1990)
8. Moon, Wally	.328 (1961)
9. Davis, Tommy	.326 (1963)
Grudzielanek, Mark	.326 (1999)

Singles:

1. Wills, Maury	179 (1962)
2. Davis, Willie	167 (1962)
3. Wills, Maury	165 (1965)
4. Butler, Brett	162 (1991)
5. Sax, Steve	157 (1986)
6. Buckner, Bill	154 (1976)
7. Wills, Maury	151 (1964)
8. Wills, Maury	150 (1961)
9. Butler, Brett	149 (1993)
Wills, Maury	149 (1971)

Doubles:

1. Parker, Wes	47 (1970)
2. Green, Shawn	44 (2000)
3. Sax, Steve	43 (1986)
4. Mondesi, Raul	42 (1997)
5. Mondesi, Raul	40 (1996)
Karros, Eric	40 (1999)
7. Garvey, Steve	38 (1975)
8. Garvey, Steve	37 (1976)
9. Garvey, Steve	36 (1978)
10. Garvey, Steve	35 (1982)
Hamilton, Jeff	35 (1989)
Grudzielanek, Mark	35 (2000)

Triples:

1. Davis, Willie	16 (1970)
2. Butler, Brett	11 (1992)
Moon, Wally	11 (1959)
Neal, Charlie	11 (1959)
5. Butler, Brett	10 (1993)
Wills, Maury	10 (1961)
Davis, Willie	10 (1962)
Wills, Maury	10 (1962)
Davis, Willie	10 (1968)
Davis, Willie	10 (1971)

Home Runs:

1. Green, Shawn	49 (2001)
2. Sheffield, Gary	43 (2000)
3. Piazza, Mike	40 (1997)
4. Piazza, Mike	36 (1996)
Sheffield, Gary	36 (2001)
6. Piazza, Mike	35 (1993)
7. Karros, Eric	34 (1996)
Karros, Eric	34 (1999)
Sheffield, Gary	34 (1999)
10. Garvey, Steve	33 (1977)
Guerrero, Pedro	33 (1985)
Mondesi, Raul	33 (1999)

RBI:

1. Davis, Tommy	153 (1962)
2. Green, Shawn	125 (2001)
3. Piazza, Mike	124 (1997)
4. Howard, Frank	119 (1962)
5. Garvey, Steve	115 (1977)
6. Garvey, Steve	113 (1978)
7. Piazza, Mike	112 (1993)
Karros, Eric	112 (1999)
9. Karros, Eric	111 (1996)
Parker, Wes	111 (1970)
Garvey, Steve	111 (1974)

Total Bases:

1. Green, Shawn	370 (2001)
2. Davis, Tommy	356 (1962)
3. Piazza, Mike	355 (1997)
4. Mondesi, Raul	333 (1997)
5. Garvey, Steve	322 (1977)
Garvey, Steve	322 (1979)
Sheffield, Gary	322 (2000)
8. Garvey, Steve	319 (1978)
9. Karros, Eric	318 (1999)
10. Mondesi, Raul	314 (1996)
Garvey, Steve	314 (1975)

Stolen Bases:

1. Wills, Maury	104 (1962)
2. Wills, Maury	94 (1965)
3. Lopes, Davey	77 (1975)
4. Lopes, Davey	63 (1976)
5. Lopes, Davey	59 (1974)
6. Sax, Steve	56 (1983)
7. Wills, Maury	53 (1964)
8. Young, Eric	51 (1999)
9. Wills, Maury	50 (1960)
10. Sax, Steve	49 (1982)

Walks:

1. Wynn, Jimmy	110 (1975)
2. Butler, Brett	108 (1991)
Wynn, Jimmy	108 (1974)
4. Smith, Reggie	104 (1977)
Sheffield, Gary	104 (1999)
6. Sheffield, Gary	101 (2000)
7. Lopes, Davey	97 (1979)
8. Gilliam, Jim	96 (1959)
Gilliam, Jim	96 (1960)
Cey, Ron	96 (1978)

Slugging Percentage:

1. Sheffield, Gary	.643 (2000)
2. Piazza, Mike	.638 (1997)
3. Piazza, Mike	.606 (1995)
4. Green, Shawn	.598 (2001)
5. Sheffield, Gary	.583 (2001)
6. Guerrero, Pedro	.577 (1985)
7. Smith, Reggie	.576 (1977)
8. Piazza, Mike	.563 (1996)
9. Piazza, Mike	.561 (1993)
10. Howard, Frank	.560 (1962)

On-Base Percentage:

1. Moon, Wally	.438 (1960)
Sheffield, Gary	.438 (2000)
3. Smith, Reggie	.432 (1977)
4. Piazza, Mike	.431 (1997)
5. Guerrero, Pedro	.425 (1985)
6. Piazza, Mike	.422 (1996)
7. Guerrero, Pedro	.421 (1987)
8. Sheffield, Gary	.417 (2001)
9. Murray, Eddie	.414 (1990)
10. Butler, Brett	.413 (1992)

Extra Base Hits:

1. Green, Shawn	84 (2001)
2. Mondesi, Raul	77 (1997)
3. Karros, Eric	74 (1999)
4. Piazza, Mike	73 (1997)
5. Green, Shawn	72 (2000)
6. Mondesi, Raul	71 (1996)
7. Mondesi, Raul	67 (1999)
8. Garvey, Steve	66 (1978)
Guerrero, Pedro	66 (1983)
10. Sheffield, Gary	66 (2001)

Pinch-Hits:

1. Hansen, Dave	18 (1993)
2. Webster, Mitch	17 (1992)
3. Mota, Manny	15 (1974)
Goodson, Ed	15 (1976)
Mota, Manny	15 (1979)
Hansen, Dave	15 (2000)
7. Mota, Manny	14 (1977)
Whitfield, Terry	14 (1985)
Hatcher, Mickey	14 (1990)
10. 8 tied with 13	

LOS ANGELES SINGLE SEASON TOP 10 - PITCHING

Games:

1. Marshall, Mike	106	(1974)
2. Hough, Charlie	77	(1976)
Shaw, Jeff	77	(2001)
4. Radinsky, Scott	75	(1997)
Herges, Matt	75	(2001)
6. Miller, Bob	74	(1964)
7. Osuna, Antonio	73	(1996)
8. Worrell, Todd	72	(1996)
Perranoski, Ron	72	(1964)
10. Perranoski, Ron	70	(1962)
Perranoski, Ron	70	(1967)
Hough, Charlie	70	(1977)
Borbon, Pedro	70	(1999)

Games Started:

1. Drysdale, Don	42	(1963)
Drysdale, Don	42	(1965)
3. Drysdale, Don	41	(1962)
Koufax, Sandy	41	(1965)
Koufax, Sandy	41	(1966)
Osteen, Claude	41	(1969)
Sutton, Don	41	(1969)
8. 8 tied with 40		

Complete Games:

1. Koufax, Sandy	27	(1965)
Koufax, Sandy	27	(1966)
3. Drysdale, Don	21	(1964)
4. Koufax, Sandy	20	(1963)
Drysdale, Don	20	(1965)
Valenzuela, Fernando	20	(1986)
7. Drysdale, Don	19	(1962)
Messersmith, Andy	19	(1975)
9. Sutton, Don	18	(1972)
Valenzuela, Fernando	18	(1982)

Innings:

1. Koufax, Sandy	335.2	(1965)
2. Koufax, Sandy	323.0	(1966)
3. Messersmith, Andy	322.0	(1975)
4. Drysdale, Don	321.1	(1964)
5. Osteen, Claude	321.0	(1969)
6. Singer, Bill	316.0	(1969)
7. Drysdale, Don	315.1	(1963)
8. Drysdale, Don	314.1	(1962)
9. Koufax, Sandy	311.0	(1963)
10. Drysdale, Don	308.1	(1965)

Wins:

1. Koufax, Sandy	27	(1966)
2. Koufax, Sandy	26	(1965)
3. Drysdale, Don	25	(1962)
Koufax, Sandy	25	(1963)
5. Hershiser, Orel	23	(1988)
Drysdale, Don	23	(1965)
7. Sutton, Don	21	(1976)
Valenzuela, Fernando	21	(1986)
9. 6 tied with 20		

Won - Lost Percentage (Min. 15 Dec.):

1. Regan, Phil	.933	(14-1)	1966
2. Hershiser, Orel	.864	(19-3)	1985
3. Perranoski, Ron	.842	(16-3)	1963
4. Koufax, Sandy	.833	(25-5)	1963
5. John, Tommy	.813	(13-3)	1974
6. Rhoden, Rick	.800	(13-3)	1976
7. Koufax, Sandy	.792	(19-5)	1964
8. Podres, Johnny	.783	(18-5)	1961
9. Welch, Bob	.778	(14-4)	1985
10. Martinez, Ramon	.769	(20-6)	1990
Messersmith, Andy	.769	(20-6)	1974

Strikeouts:

1. Koufax, Sandy	382	(1965)
2. Koufax, Sandy	317	(1966)
3. Koufax, Sandy	306	(1963)
4. Koufax, Sandy	269	(1961)
5. Drysdale, Don	251	(1963)
6. Singer, Bill	247	(1969)
7. Drysdale, Don	246	(1960)
8. Drysdale, Don	242	(1959)
Valenzuela, Fernando	242	(1986)
10. Valenzuela, Fernando	240	(1984)

ERA (Min. 1.0 IP per Team Game):

1. Koufax, Sandy	1.73	(1966)
2. Koufax, Sandy	1.74	(1964)
3. Koufax, Sandy	1.88	(1963)
4. Hershiser, Orel	2.03	(1985)
5. Koufax, Sandy	2.04	(1965)
6. Sutton, Don	2.08	(1972)
7. Drysdale, Don	2.15	(1968)
8. Drysdale, Don	2.18	(1964)
9. Sutton, Don	2.21	(1980)
10. Hershiser, Orel	2.26	(1988)

Shutouts:

1. Koufax, Sandy	11	(1963)
2. Sutton, Don	9	(1972)
3. Koufax, Sandy	8	(1965)
Drysdale, Don	8	(1968)
Valenzuela, Fernando	8	(1981)
Hershiser, Orel	8	(1988)
Belcher, Tim	8	(1989)
8. Koufax, Sandy	7	(1964)
Drysdale, Don	7	(1965)
Osteen, Claude	7	(1969)
Messersmith, Andy	7	(1975)

Saves:

1. Worrell, Todd	44	(1996)
2. Shaw, Jeff	43	(2001)
3. Worrell, Todd	35	(1997)
4. Shaw, Jeff	34	(1999)
5. Worrell, Todd	32	(1995)
6. Howell, Jay	28	(1989)
7. Shaw, Jeff	27	(2000)
8. Shaw, Jeff	25	(1998)
Gott, Jim	25	(1993)
10. Brewer, Jim	24	(1970)

LOS ANGELES WON-LOST BREAKDOWN 1958-2001

	1958	1959	1960	1961	1962	1963	1964	1965	1966	1967	1968	1969	1970	1971	1972
At Home	39-38	46-32	42-35	45-32	54-29	50-31	41-40	50-31	53-28	42-39	41-40	50-31	39-42	42-39	41-34
Away	32-45	42-36	40-37	44-33	48-34	49-32	39-42	47-34	42-39	31-50	35-46	35-46	48-32	47-34	44-36
Day Games	28-42	29-28	30-22	28-21	37-22	32-24	28-27	32-24	32-21	20-29	25-24	21-22	26-19	22-23	19-23
Night Games	43-41	59-40	52-50	61-44	65-41	67-39	52-55	65-41	63-46	53-60	51-62	64-55	61-55	67-50	66-47
vs. Right-Handers	61-74	72-56	70-58	71-47	64-44	77-44	56-53	62-36	63-41	52-56	55-56	56-56	60-50	60-46	59-46
vs. Left-Handers	10-9	16-12	12-14	18-18	38-19	22-19	24-29	35-29	32-26	21-33	21-30	29-21	27-24	29-27	26-24
One-Run Dec.	19-19	33-22	20-27	33-15	23-18	33-18	24-31	32-28	34-19	23-26	35-33	25-26	22-24	28-18	25-27
Extra-Inn. Games	8-3	9-8	10-11	13-4	8-5	9-6	4-7	9-10	11-5	10-17	9-4	4-10	10-6	5-5	9-8
Shutouts	7-3	14-6	13-13	10-8	8-9	24-8	19-11	23-6	20-17	17-15	23-23	20-14	17-11	18-10	23-12
In April	5-9	11-6	8-7	10-8	13-8	10-11	6-10	10-5	11-7	6-10	9-9	14-7	10-10	13-11	11-4
May	11-17	14-17	12-14	17-11	21-7	17-9	15-13	19-12	16-11	13-14	14-16	13-11	18-10	13-13	15-12
June	15-13	18-12	13-14	16-12	17-14	16-12	13-15	17-14	14-14	18-16	17-13	17-11	15-12	17-11	10-16
July	13-14	15-12	19-7	19-7	20-6	21-10	16-12	15-13	18-10	9-15	7-20	12-17	16-10	13-16	13-14
August	17-14	14-12	15-15	11-15	17-12	16-12	13-16	14-13	15-15	14-16	11-19	16-12	13-16	15-13	17-11
Sept. - Oct.	10-16	16-9	15-15	16-12	14-16	19-9	17-16	22-8	21-10	13-18	18-9	13-19	15-16	18-9	19-13
Before ASG	33-42	47-37	41-38	49-35	58-31	50-33	38-39	51-38	47-36	34-47	41-44	53-41	51-35	49-41	47-42
After ASG	38-41	41-31	41-34	40-30	44-32	49-30	42-43	46-27	48-31	39-42	35-42	32-36	36-39	40-32	38-28

2002 MEDIA GUIDE

LOS ANGELES WON-LOST BREAKDOWN 1958-2001 (continued)

	1973	1974	1975	1976	1977	1978	1979	1980	1981	1982	1983	1984	1985	1986	1987
At Home	50-31	52-29	49-32	49-32	51-30	54-27	46-35	55-27	33-23	43-38	48-32	40-41	48-33	46-35	40-41
Away	45-35	50-31	39-42	43-38	47-34	41-40	33-48	37-44	30-24	45-36	43-39	47-34	47-34	27-54	33-48
Day Games	26-18	32-14	22-23	26-23	26-20	27-24	23-27	27-22	18-13	23-18	20-26	25-27	28-24	24-27	24-27
Night Games	69-48	70-46	66-51	66-47	72-44	68-43	56-56	65-49	45-34	65-56	71-45	54-56	67-43	49-62	49-62
vs. Right-Handers	65-40	76-44	64-55	61-55	72-48	65-47	51-63	77-66	55-33	75-67	82-50	57-51	65-49	44-58	52-55
vs. Left-Handers	30-26	26-16	24-19	31-15	26-16	30-20	28-20	15-5	8-14	13-7	9-21	22-32	30-18	29-31	21-34
One-Run Dec.	30-23	29-23	29-32	37-25	32-31	28-28	24-26	31-33	16-21	31-27	30-21	34-26	28-20	28-38	19-32
Extra-Inn. Games	15-7	11-7	8-10	8-10	9-11	3-5	9-7	10-9	8-7	11-12	8-6	10-9	8-11	7-12	9-13
Shutouts	15-9	19-7	18-7	17-14	13-7	16-8	6-9	19-4	19-5	16-6	12-7	16-15	21-6	14-14	8-16
In April	11-11	17-6	15-8	10-9	17-3	13-7	10-14	13-7	14-5	10-11	14-6	17-8	11-10	10-13	12-11
May	19-8	19-8	15-12	18-10	16-12	14-13	16-12	15-11	19-10	15-13	18-8	11-15	12-14	13-13	11-15
June	21-8	16-10	13-16	14-15	17-11	17-12	7-20	14-14	3-6	16-13	14-14	13-16	15-10	11-16	13-14
July	15-13	16-13	12-16	13-12	16-12	17-12	12-15	13-14	—	14-12	11-17	11-16	20-7	15-10	10-16
August	17-12	15-12	17-12	19-10	14-15	18-10	17-11	18-11	12-9	19-10	20-10	11-17	6-11	13-16	10-19
Sept. - Oct.	12-14	19-11	16-10	18-14	18-11	16-13	17-11	19-14	15-17	14-15	14-16	16-11	21-15	11-21	17-14
Before ASG	63-37	63-34	49-42	47-39	59-33	50-36	36-57	46-34	36-21	46-42	47-31	45-43	48-37	40-48	39-49
After ASG	32-29	39-26	39-32	45-31	39-31	45-31	43-26	46-37	27-26	42-32	44-40	34-40	47-30	33-41	34-40

	1988	1989	1990	1991	1992	1993	1994	1995	1996	1997	1998	1999	2000	2001
At Home	45-36	44-37	47-34	54-27	37-44	41-40	33-22	39-33	47-34	47-34	48-33	37-44	44-37	44-37
Away	49-31	33-46	39-42	39-42	26-55	40-41	25-34	39-33	43-38	41-40	35-46	40-41	42-39	42-39
Day Games	29-19	30-19	19-20	24-21	20-34	20-24	20-14	17-15	26-21	27-19	21-23	25-21	23-22	22-23
Night Games	65-48	67-64	67-56	69-48	43-65	61-57	38-42	61-51	64-51	61-55	62-56	52-64	63-54	64-53
vs. Right-Handers	68-40	45-57	55-51	55-39	38-62	51-57	43-36	56-48	66-61	62-49	64-60	53-60	67-51	61-58
vs. Left-Handers	26-27	32-26	31-25	38-30	25-37	30-24	15-20	22-18	24-11	26-25	19-19	24-25	19-25	25-18
One-Run Dec.	28-28	27-31	26-13	29-27	17-40	27-27	28-22	19-25	33-23	19-24	30-24	21-27	25-21	29-29
Extra-Inn. Games	7-7	10-7	10-3	9-11	6-7	10-12	9-3	5-6	9-7	9-8	9-8	4-12	9-5	7-6
Shutouts	24-10	19-17	12-8	14-8	13-15	9-8	5-7	11-12	9-12	6-6	10-9	6-6	11-11	5-8
In April	13-7	11-13	11-10	10-10	9-13	8-15	11-12	3-2	14-14	13-11	14-12	13-10	14-10	15-10
May	14-13	14-11	14-13	17-10	13-10	18-8	17-12	11-17	15-12	13-15	13-17	13-14	14-12	15-13
June	17-11	12-17	11-15	18-9	9-18	14-13	13-13	18-10	13-14	13-16	13-13	8-17	13-15	13-14
July	16-12	12-16	16-11	13-13	12-19	14-13	11-15	13-13	15-11	20-7	17-10	11-18	14-12	18-9
August	17-12	13-14	18-12	13-16	10-18	12-15	6-4	16-14	17-10	19-11	11-18	17-11	15-15	12-16
Sept. - Oct.	17-12	15-12	16-15	22-11	10-20	15-17	—	17-10	16-11	10-14	15-9	15-15	16-12	13-14
Before ASG	48-36	40-47	39-43	49-31	39-49	46-41	46-42	36-36	47-42	45-42	43-44	39-47	44-42	48-40
After ASG	46-31	37-36	47-33	44-38	24-50	35-40	12-14	42-30	43-30	43-32	40-35	38-38	42-34	38-36

LOS ANGELES TEAM TOTALS 1958-2001

Figures in parentheses indicate rank in league; T is for tie.

	1958	1959	1960	1961	1962	1963	1964	1965
Games	154	156	154	154	165	162	162	162
Runs	668 (5)	705 (3T)	662 (4)	735 (2)	842 (2)	640 (6)	614 (8)	608 (8)
Hits	1297 (8)	1360 (6)	1333 (4)	1358 (7)	1510 (4)	1361 (5)	1375 (7)	1329 (7)
Stolen Bases	73 (1)	84 (1)	95 (1)	86 (1)	198 (1)	124 (1)	141 (1)	172 (1)
Batting Average	.251 (8)	.257 (6)	.255 (3T)	.262 (5)	.268 (4T)	.251 (4)	.250 (6)	.245 (7)
Opponent Runs	761 (1)	670 (3)	593 (1T)	697 (6)	697 (6)	550 (1)	572 (2)	521 (1)
Los Angeles HR	172 (2)	148 (5)	126 (5)	157 (5)	140 (5)	110 (7)	79 (9)	78 (10)
Opponent HR	173 (8)	157 (7)	154 (8)	167 (8)	115 (2)	111 (3)	88 (1)	127 (5)
Staff ERA	4.47 (8)	3.79 (3)	3.40 (1)	4.04 (6)	3.62 (3)	2.85 (1)	2.95 (1)	2.81 (1)
Saves	31 (2)	26 (1T)	20 (7)	35 (2)	46 (1)	29 (6)	27 (8)	34 (5T)
Double Plays	198 (1)	154 (4)	142 (4)	162 (5)	144 (9T)	129 (7)	126 (9)	135 (8)
Fielding Percentage	.975 (6T)	.981 (1)	.979 (1)	.975 (5T)	.970 (9)	.975 (6T)	.973 (8T)	.979 (2T)

	1966	1967	1968	1969	1970	1971	1972	1973
Games	162	162	162	162	161	162	155	161
Runs	606 (8)	519 (9)	470 (10)	645 (7T)	749 (4)	663 (4)	584 (7)	675 (6)
Hits	1399 (7)	1285 (10)	1234 (9)	1405 (4)	1515 (2)	1469 (3)	1349 (5)	1473 (2)
Stolen Bases	94 (2)	56 (8)	57 (7)	80 (3)	138 (1)	76 (5)	82 (5)	109 (3)
Batting Average	.256 (5)	.236 (10)	.230 (8)	.254 (4)	.270 (1T)	.266 (3)	.256 (6)	.263 (2)
Opponent Runs	490 (1)	595 (5)	509 (3)	561 (3)	684 (5)	587 (4)	527 (2)	565 (1)
Los Angeles HR	108 (8T)	82 (10)	67 (9)	97 (11)	87 (12)	95 (9T)	98 (9T)	110 (10)
Opponent HR	84 (1)	93 (2)	65 (1)	122 (8)	164 (11)	110 (6)	83 (1)	129 (2)
Staff ERA	2.62 (1)	3.21 (5)	2.69 (2)	3.09 (3)	3.82 (5)	3.23 (3T)	2.78 (1)	3.00 (1)
Saves	35 (3T)	24 (7)	31 (5)	31 (6)	42 (3)	33 (3)	29 (6)	38 (6T)
Double Plays	128 (9)	144 (6)	144 (4T)	130 (11)	135 (10)	159 (5)	145 (6)	166 (2)
Fielding Percentage	.979 (3)	.975 (8T)	.977 (8)	.980 (2T)	.978 (4T)	.979 (6T)	.974 (10T)	.981 (2T)

LOS ANGELES TEAM TOTALS 1956-2001 (continued)

	1974	1975	1976	1977	1978	1979	1980	1981
Games	162	162	162	162	162	162	163	110
Runs	798 (1)	648 (8)	608 (9)	769 (3)	727 (1)	739 (2)	663 (6)	450 (4)
Hits	1510 (2)	1355 (9)	1369 (7)	1484 (6)	1425 (2T)	1443 (7)	1459 (4)	984 (2)
Stolen Bases	149 (2)	138 (2)	144 (3)	114 (7)	137 (5T)	106 (8)	123 (8)	73 (10)
Batting Average	.272 (2)	.248 (9)	.251 (6T)	.266 (5T)	.264 (1T)	.263 (7)	.263 (4)	.262 (4)
Opponent Runs	561 (1)	534 (1)	543 (2)	582 (1)	573 (1)	717 (9)	591 (2)	356 (2)
Los Angeles HR	139 (1)	118 (4)	91 (7)	191 (1)	149 (1)	183 (1)	148 (1)	82 (1)
Opponent HR	112 (8)	104 (8)	97 (8T)	119 (4)	107 (6)	101 (3)	105 (7)	54 (3)
Staff ERA	2.97 (1)	2.92 (1)	3.02 (2)	3.22 (1)	3.12 (1)	3.83 (7)	3.24 (2)	3.01 (2)
Saves	23 (5)	21 (11)	28 (7)	39 (4T)	38 (4T)	34 (6T)	42 (2)	24 (5T)
Double Plays	122 (12)	106 (12)	154 (5)	160 (3)	138 (7)	123 (11T)	149 (5T)	101 (6)
Fielding Percentage	.975 (7T)	.979 (2T)	.980 (3)	.981 (2T)	.978 (4T)	.981 (2)	.981 (2T)	.980 (3T)

	1982	1983	1984	1985	1986	1987	1988	1989
Games	162	162	162	162	162	162	162	160
Runs	691 (4)	654 (8)	580 (12)	682 (5)	638 (9)	635 (12)	628 (6T)	554 (12)
Hits	1477 (2)	1358 (8)	1313 (12)	1432 (3)	1373 (9)	1389 (11)	1346 (6)	1313 (11)
Stolen Bases	151 (5T)	166 (3)	109 (10)	136 (5)	155 (5)	128 (9)	131 (6)	81 (12)
Batting Average	.264 (2T)	.250 (7T)	.244 (11T)	.261 (2T)	.251 (9)	.252 (12)	.248 (5T)	.240 (10)
Opponent Runs	612 (2)	609 (1)	600 (3)	579 (3)	679 (5)	675 (2)	544 (2)	536 (1)
Los Angeles HR	138 (2)	146 (1)	102 (8)	129 (4)	130 (7)	125 (8)	99 (8)	89 (11)
Opponent HR	81 (1)	97 (2T)	76 (1)	102 (3)	115 (2)	130 (2)	84 (2)	95 (2)
Staff ERA	3.26 (1)	3.10 (1)	3.17 (2)	2.96 (1)	3.76 (5)	3.72 (2)	2.96 (2)	2.95 (1)
Saves	28 (12)	40 (8)	27 (11)	36 (8)	25 (12)	32 (11T)	49 (1)	36 (9)
Double Plays	131 (9)	132 (8)	146 (6)	131 (11)	118 (11)	144 (6)	126 (11)	153 (1)
Fielding Percentage	.979 (5T)	.974 (11)	.975 (10T)	.974 (12)	.971 (12)	.975 (12)	.977 (10)	.981 (3)

	1990	1991	1992	1993	1994	1995	1996	1997
Games	162	162	162	162	114	144	162	162
Runs	728 (3)	665 (5)	548 (12)	675 (12)	532 (7)	634 (10)	703 (12)	742 (7)
Hits	1436 (4)	1366 (5T)	1333 (10)	1458 (8)	1055 (6)	1303 (7)	1396 (13)	1488 (4)
Stolen Bases	141 (6)	126 (5)	142 (3)	126 (5)	74 (8)	127 (5)	124 (6)	131 (7)
Batting Average	.262 (4)	.253 (6)	.248 (9)	.261 (10)	.270 (6)	.264 (7)	.252 (13)	.268 (4)
Opponent Runs	685 (7)	565 (1)	636 (7)	662 (4)	509 (7)	609 (2)	652 (2)	645 (2)
Los Angeles HR	129 (6)	108 (9)	72 (12)	130 (10)	115 (7)	140 (7)	150 (6)	174 (2T)
Opponent HR	137 (11)	96 (1)	82 (1)	103 (2)	90 (2)	125 (3)	125 (3)	163 (9)
Staff ERA	3.72 (7)	3.06 (1)	3.41 (6)	3.50 (3)	4.17 (9)	3.66 (2)	3.46 (1)	3.62 (4T)
Saves	29 (12)	40 (7T)	29 (12)	36 (10)	20 (14)	37 (7)	50 (2)	45 (3T)
Double Plays	123 (10)	126 (8)	136 (5)	141 (9T)	104 (9)	120 (10T)	143 (12T)	104 (14)
Fielding Percentage	.979 (6T)	.980 (7)	.972 (12)	.979 (7T)	.980 (8T)	.976 (14)	.980 (5T)	.981 (8)

	1998	1999	2000	2001
Games	162	162	162	162
Runs	669 (12)	793 (11)	798 (8)	758 (8)
Hits	1374 (14)	1480 (9)	1408 (14)	1399 (11)
Stolen Bases	137 (3)	167 (2)	95 (9)	89 (8T)
Batting Average	.252 (13)	.266 (10)	.257 (12)	.255 (11)
Opponent Runs	678 (5)	787 (8)	729 (2)	744 (7)
Los Angeles HR	159 (8T)	187 (8)	211 (4)	206 (6)
Opponent HR	135 (2)	192 (10)	176 (7)	184 (7)
Staff ERA	3.81 (5)	4.45 (7)	4.10 (2)	4.25 (8)
Saves	47 (3)	37 (11)	36 (11)	46 (5T)
Double Plays	154 (8)	137 (12)	151 (7T)	138 (9T)
Fielding Percentage	.978 (13)	.978 (12T)	.978 (13T)	.981 (12T)

LOS ANGELES BATTING LEADERS 1958-2001

*League Leader ***Major League Record †Tied for League Lead ‡All-Time Dodger Record

Year	Games	Runs	Hits	Singles	Doubles	Triples
1958	Gilliam (147)	Neal (87)	Gilliam (145)	Gilliam (113)	Gilliam (25)	Roseboro (9)
1959	Neal (151)	Neal (103)	Neal (177)	Gilliam (131)	Neal (30)	Moon, Neal (11)†
1960	Gilliam (151)	Gilliam (96)	Wills (152)	Wills (135)	Larker (26)	Moon (6)
1961	Wills (148)	Wills (105)	Wills (173)	Wills (150)†	Gilliam (26)	Wills (10)
1962	Wills (165)†***	Wills (130)	T. Davis (230)*	Wills (179)*	T. Davis (27)	Wills, W. Davis (10)†
1963	W. Davis (156)	Wills (83)	T. Davis (181)	T. Davis (143)	Gilliam (27)	W. Davis (8)
1964	Wills (158)	W. Davis (91)	W. Davis (180)	Wills (151)	Roseboro (24)	W. Davis (7)
1965	Wills, Fairly (158)	Wills (92)	Wills (186)	Wills (165)*	Fairly (28)	Wills, Parker (7)
1966	Parker (156)	W. Davis (74)	W. Davis (177)	Wills (145)	W. Davis (31)	W. Davis (6)
1967	Fairly (153)	W. Davis (65)	W. Davis (146)	W. Davis (102)	Fairly (19)	W. Davis (9)
1968	W. Davis (160)	W. Davis (86)	W. Davis (161)	W. Davis (120)	Haller (27)	W. Davis (10)
1969	Sizemore (159)	Parker (76)	Sizemore (160)	Sizemore (131)	Davis, Parker (23)	W. Davis, Wills (8)
1970	Parker (161)*	W. Davis, Grabarkewitz (92)	Parker (196)	Parker (135)	Parker (47)*	W. Davis (16)*
1971	W. Davis (158)	W. Davis (84)	W. Davis (198)	Wills (149)	W. Davis (33)	W. Davis (10)
1972	W. Davis (149)	W. Davis (81)	W. Davis (178)	W. Davis (130)	W. Davis (22)	W. Davis (7)
1973	Russell (162)†	Ferguson (84)	W. Davis (171)	Buckner, Russell (130)	W. Davis (29)	W. Davis (9)
1974	Russell (160)	Wynn (104)	Garvey (200)	Garvey (144)	Garvey (32)	Paciorek, Russell (6)
1975	Garvey (160)	Lopes (108)	Garvey (210)	Garvey (148)	Garvey (38)	Garvey (6)
1976	Garvey (162)†	Garvey (85)	Garvey (200)	Buckner (154)	Garvey (37)	Lopes (7)
1977	Garvey (162)†	Smith (104)	Garvey (192)	Russell (138)	Russell (28)	Russell (6)
1978	Garvey (162)†	Lopes (93)	Garvey (202)*	Russell (140)	Garvey (36)	Garvey (9)
1979	Garvey (162)	Lopes (109)	Garvey (204)	Garvey (143)	Garvey (32)	Lopes (6)
1980	Garvey (163)*	Cey (81)	Garvey (200)*	Garvey (146)	Garvey (27)	Baker, Law (4)
1981	Garvey (110)†	Garvey (63)	Baker (128)	Baker (99)	Garvey (23)	Landreaux (4)
1982	Garvey (162)†	Sax (88)	Sax (180)	Sax (146)	Garvey (35)	Sax, Landreaux (7)
1983	Guerrero (160)	Sax (94)	Sax (175)	Sax (147)	Guerrero (28)	Guerrero, Thomas (6)
1984	Sax (145)	Guerrero (85)	Guerrero (162)	Guerrero (113)	Guerrero (29)	Landreaux (5)
1985	Landreaux (147)	Guerrero (99)	Guerrero (156)	Sax (123)	Marshall (27)	Duncan (6)
1986	Sax (157)	Sax (91)	Sax (210)	Sax (157)†	Sax (43)	Sax (4)
1987	Sax (157)	Guerrero (89)	Guerrero (184)	Sax (136)	Sciocia, Shelby (26)	Sax (7)
1988	Sax (160)	Gibson (106)	Sax (175)	Sax (147)*	Gibson (28)	Shelby (6)
1989	Murray (160)	Murray (66)	Randolph (155)	Randolph (136)	Hamilton (35)	Gibson, Gonzalez, Griffin, Hatcher (2)
1990	Murray (155)	Murray (96)	Murray (184)	Murray (133)	Brooks (28)	Harris (4)
1991	Butler (161)*	Butler (112)*	Butler (182)	Butler (162)*	Murray (23)	Samuel (6)
1992	Butler (157)	Butler (86)	Butler (171)	Butler (143)*	Karros (30)	Butler (11)
1993	Karros, Offerman (157)	Piazza (81)	Butler (181)	Butler (149)*	Snyder (33)	Butler (10)
1994	Wallach (113)	Butler (79)	Mondesi (133)	Butler (101)	Mondesi (27)	Butler (9)†
1995	Karros (143)	Mondesi (91)	Karros (164)	Piazza (101)	Karros (29)	Mondesi, Offerman (6)
1996	Mondesi (157)	Mondesi (98)	Mondesi (188)	Piazza (132)	Mondesi (40)	DeShields (8)
1997	Karros (162)	Piazza (104)	Piazza (201)	Piazza (128)	Mondesi (42)	Guerrero (9)
1998	Mondesi (148)	Mondesi (85)	Mondesi (162)	Karros (106)	Mondesi (26)	Mondesi (5)
1999	Mondesi (159)	Sheffield (103)	Karros (176)	Grudzielanek (124)	Karros (40)	Beltre, Grudzielanek, Mondesi (5)
2000	Green (162)	Sheffield (105)	Grudzielanek (172)	Grudzielanek (124)	Green (44)	Grudzielanek, Cora (6)
2001	Green (161)	Green (124)	Green (184)	Green (100)	Green (31)	Goodwin (5)
L.A. Record	Wills (165)	Wills (130)	T. Davis (230)	Wills (179)	Parker (47)	W. Davis (16)
Year	Home Runs	Total Bases	RBI	Base on Balls	Hit by Pitch	Strikeouts
1958	Neal, Hodges (22)	Neal (207)	Furillo (83)	Gilliam (78)	Neal (5)	Zimmer (92)
1959	Hodges (25)	Neal (286)	Snider (88)	Gilliam (96)*	Demeter (6)	Hodges (92)
1960	Howard (23)	Moon (212)	Larker (78)	Gilliam (96)	Roseboro (4)	Howard (108)
1961	Roseboro (18)	Moon (234)	Moon (88)	Moon (89)	W. Davis (5)	Moon (79)
1962	Howard (31)	T. Davis (356)	T. Davis (153)†*	Gilliam (93)	Roseboro (7)	Howard (108)
1963	Howard (28)	T. Davis (254)	T. Davis (88)	Gilliam (60)	T. Davis, Howard (4)	Howard (116)
1964	Howard (24)	W. Davis (253)	T. Davis (86)	Fairly (65)	Roseboro, T. Davis (4)	Howard (113)
1965	Lefebvre, Johnson (12)	Wills (214)	Fairly (70)	Fairly (76)	Johnson (16)†	Parker (95)
1966	Lefebvre (24)	W. Davis (253)	Lefebvre (74)	Parker (69)	Johnson (14)	Parker (83)
1967	Ferrara (16)	W. Davis (209)	Fairly (55)	Parker (65)	Hunt (10)	Parker (83)
1968	Gabrielson (10)	W. Davis (226)	Haller (53)	Parker (49)	Fairly (4)	W. Davis (88)
1969	Kosco (19)	W. Davis (227)	Kosco (74)	Parker (56)	Sizemore (5)	Sudakis (94)
1970	Grabarkewitz (17)	Parker (281)	Parker (111)	Grabarkewitz (95)	Grabarkewitz (6)	Grabarkewitz (149)†
1971	Allen (23)	W. Davis (281)	Allen (90)	Allen (93)	Buckner (5)	Allen (113)
1972	W. Davis, Robinson (19)	W. Davis (271)	W. Davis (79)	Parker (62)	Mota (5)	Robinson (76)

*League Leader ***Major League Record †Tied for League Lead ‡All-Time Dodger Record

LOS ANGELES BATTING LEADERS 1958-2001 (continued)

Year	Home Runs	Total Bases	RBI	Base on Balls	Hit by Pitch	Strikeouts
1973	Ferguson (25)	W. Davis (266)	Ferguson (88)	Ferguson (87)	W. Davis, Lopes (5)	Crawford (91)
1974	Wynn (32)	Garvey (301)	Garvey (111)	Wynn (108)	Cey (7)	Wynn (104)
1975	Cey (25)	Garvey (314)	Cey (101)	Wynn (110)	Yeager (8)	Lopes (93)
1976	Cey (23)	Garvey (284)	Cey, Garvey (80)	Cey (89)	Yeager (7)	Yeager (84)
1977	Garvey (33)	Garvey (322)	Garvey (115)	Smith (104)	Baker (6)	Monday (109)
1978	Smith (29)	Garvey (319)	Garvey (113)	Cey (96)	Cey (7)	Monday (100)
1979	Cey, Garvey, Lopes (28)	Garvey (322)	Garvey (110)	Lopes (97)	Lopes (4)	Lopes (88)
1980	Baker (29)	Garvey (307)	Garvey (106)	Cey (69)	Cey (5)	Cey (92)
1981	Cey (13)	Baker (178)	Garvey (64)	Cey (40)	Scioscia (4)	Guerrero (57)
1982	Guerrero (32)	Guerrero (308)	Guerrero (100)	Guerrero (65)	Guerrero (5)	Cey (99)
1983	Guerrero (32)	Guerrero (310)	Guerrero (103)	Brock (83)	Marshall (5)	Marshall (127)
1984	Marshall (21)	Guerrero (247)	Guerrero (72)	Scioscia (52)	Marshall (3)	Guerrero (105)
1985	Guerrero (33)	Guerrero (281)	Marshall (95)	Guerrero (83)	Guerrero (6)	Marshall (137)
1986	Stubbs (23)	Sax (279)	Madlock (60)	Scioscia (62)	Madlock (5)	Stubbs (107)
1987	Guerrero (27)	Guerrero (294)	Guerrero (89)	Guerrero (74)	Guerrero, Marshall, Trevino (4)	Shelby (97)
1988	Gibson (25)	Gibson (262)	Marshall (82)	Gibson (73)	Gibson, Marshall (7)	Shelby (128)
1989	Murray (20)	Murray (238)	Murray (88)	Murray (87)	Marshall (5)	Shelby (92)
1990	Daniels (27)	Murray (290)	Murray (95)	Murray (82)	Brooks (6)	Samuel (126)
1991	Strawberry (28)	Strawberry (234)	Strawberry (99)	Butler (108)*	Carter (7)	Samuel (133)
1992	Karros (20)	Karros (232)	Karros (88)	Butler (95)	Hernandez (4)	Karros (103)
1993	Piazza (35)	Piazza (307)	Piazza (112)	Butler (86)	Hernandez (5)	Snyder (147)
1994	Piazza (24)	Mondesi (224)	Piazza (92)	Butler (68)	Wallach (4)	Wallach (80)
1995	Karros, Piazza (32)	Karros (295)	Karros (105)	Offerman (69)	4 tied with 4	Karros (115)
1996	Piazza (36)	Mondesi (314)	Karros (111)	Piazza (81)	Mondesi (5)	DeShields (124)
1997	Piazza (40)	Piazza (355)	Piazza (124)	Zeile (85)	Zeile, Mondesi (6)	Gagne (120)
1998	Mondesi (30)	Mondesi (288)	Mondesi (90)	Sheffield (69)	Sheffield (6)	Mondesi (112)
1999	Karros, Sheffield (34)	Karros (318)	Karros (112)	Sheffield (101)	Grudzielanek (10)	Mondesi (134)
2000	Sheffield (43)	Sheffield (322)	Sheffield (109)	Sheffield (101)	Grudzielanek (9)	Karros (122)
2001	Green (49)	Green (370)	Green (125)	Sheffield (94)	Grudzielanek (11)	Green, Grissom (107)
L.A. Record	Green (49)	Green (370)	T. Davis (153)	Wynn (110)	Johnson (16)	Grabarkewitz (149)

Year	Stolen Bases	Sacrifice Flies	Sacrifice Hits	Slugging Pct.	Batting Average
1958	Gilliam (18)	Furillo (7)	Zimmer (9)	Snider (.505)	Snider (.312)
1959	Gilliam (23)	Demeter (5)	Neal (21)*	Snider (.535)	Snider (.308)
1960	Wills (50)*	Larker (9)	Neal (14)	Howard (.464)	Larker (.323)
1961	Wills (35)*	Roseboro (6)	Wills (13)*	Snider (.562)	Moon (.328)
1962	Wills (104)†*	T. Davis, W. Davis (8)	Gilliam (15)*	Howard (.560)	T. Davis (.346)*
1963	Wills (40)*	T. Davis, Roseboro (7)	Gilliam (12)	Howard (.518)	T. Davis (.326)*
1964	Wills (53)*	Howard (7)	Drysdale (14)	Howard (.432)	W. Davis (.294)
1965	Wills (94)*	W. Davis (7)	Parker (19)*	Johnson (.391)	Wills (.286)
1966	Wills (38)	W. Davis, Lefebvre (5)	Wills (13)	Fairly (.464)	W. Davis (.284)
1967	W. Davis (20)	Fairly (8)	Parker (10)	Ferrara (.467)	Ferrara (.277)
1968	W. Davis (36)	Haller (9)	Parker (12)	Gabrielson (.428)	Haller (.285)
1969	Wills (25)	Parker (6)	Parker (6)	W. Davis (.455)	Mota (.322)
1970	W. Davis (38)	Parker (8)	Mota (12)	Parker (.457)	Parker (.319)
1971	W. Davis (20)	Parker (8)	Mota (9)	Allen (.468)	W. Davis (.309)
1972	W. Davis (20)	W. Davis (7)	Sutton (11)	W. Davis (.441)	Mota (.323)
1973	Lopes (36)	Ferguson (10)	Russell (9)	McMullen (.482)	Mota (.314)
1974	Lopes (59)	Wynn (11)	Russell (11)	Wynn (.497)	Buckner (.314)
1975	Lopes (77)*	Cey (8)	Lopes (13)	Garvey (.476)	Garvey (.319)
1976	Lopes (63)*	Garvey (9)	Hooton (13)	Cey (.462)	Garvey (.317)
1977	Lopes (47)	Cey, Smith (7)	Hooton (14)	Smith (.576)	Smith (.307)
1978	Lopes (45)	Smith (13)*	Hooton (18)	Smith (.559)	Garvey (.316)
1979	Lopes (44)	Garvey (6)	Russell (14)	Cey (.499)	Garvey (.315)
1980	Law (40)	Baker (12)	Hooton (14)	Smith (.508)	Garvey (.304)
1981	Lopes (20)	Baker (5)	Hooton, Reuss, Thomas, Welch (7)	Cey (.474)	Baker (.320)
1982	Sax (49)	Garvey, Baker (9)	Reuss (16)	Guerrero (.536)	Guerrero (.304)
1983	Sax (56)	Baker (7)	Russell, Valenzuela (12)	Guerrero (.531)	Guerrero (.298)
1984	Sax (34)	Guerrero (8)	Russell, Honeycutt, Valenzuela (8)	Guerrero (.462)	Guerrero (.303)
1985	Duncan (38)	Landreaux (8)	Duncan (13)	Guerrero (.577)*	Guerrero (.320)
1986	Duncan (48)	Madlock (6)	Hershiser (10)	Guerrero (.541)	Sax (.332)
1987	Sax (37)	Shelby (9)	Hershiser (10)	Guerrero (.539)	Guerrero (.338)
1988	Sax (42)	Gibson (7)	Hershiser (19)	Gibson (.483)	Gibson (.290)
1989	Gibson (12)	Murray (7)	Griffin (11)	Marshall (.408)	Randolph (.282)
1990	Samuel (38)	Brooks (11)	Sharperson (8)	Daniels (.531)	Murray (.330)

*League Leader **Major League Record †Tied for League Lead ‡All-Time Dodger Record

LOS ANGELES BATTING LEADERS 1958-2001

Year	Stolen Bases	Sacrifice Flies	Sacrifice Hits	Slugging Pct.	Batting Average
1991	Butler (38)	Murray (8)	Harris (12)	Strawberry (.491)	Butler (.296)
1992	Butler (41)	Benzinger, Karros, Webster (5)	Butler (24)	Karros (.426)	Butler (.309)
1993	Butler (39)	Wallach (9)	Offerman (25)	Piazza (.561)	Piazza (.318)
1994	Butler, DeShields (27)	Karros (11)	Butler (7)	Piazza (.541)	Piazza (.319)
1995	DeShields (39)	Kelly, Mondesi (7)	Offerman (10)	Piazza (.606)	Piazza (.346)
1996	DeShields (48)	Karros (8)	Castro, Gagne (4)	Piazza (.563)	Piazza (.336)
1997	Mondesi (32)	Karros (9)	Butler (15)	Piazza (.638)	Piazza (.362)
1998	Young (42)	Karros, Sheffield (7)	Vizcaino (10)	Sheffield (.535)	Sheffield (.316)
1999	Young (51)	Sheffield (9)	Brown (13)	Karros (.550)	Grudzielanek (.326)
2000	Green (24)	Karros (12)	Brown (14)	Sheffield (.643)	Sheffield (.325)
2001	Goodwin (22)	Lo Duca (9)	Park, Prokopcik (7)	Green (.598)	Lo Duca (.320)
L.A. Record	Wills (104)	Smith (13)	Offerman (25)	Sheffield (.643)	Piazza (.362)

LOS ANGELES PITCHING LEADERS 1958-2001

Year	Games	Games Started	Complete Games	Innings Pitched	Strikeouts	Base on Balls
1958	Labine (52)	Podres (31)	Podres (10)	Drysdale (212)	Podres (143)	Koufax (105)
1959	Labine (56)	Drysdale (36)	Drysdale (15)	Drysdale (271)	Drysdale (242)*	Drysdale (93)
1960	Roebuck (58)	Drysdale (36)	Drysdale (15)	Drysdale (269)	Drysdale (246)*	Koufax (100)
1961	Perranoski, Sherry (53)	Drysdale (37)	Koufax (15)	Koufax (256)	Koufax (269)*	Williams (108)
1962	Perranoski (70)*	Drysdale (41)*	Drysdale (19)	Drysdale (314.1)*	Drysdale (232)*	Williams (98)
1963	Perranoski (69)*	Drysdale (42)†*	Koufax (20)	Drysdale (315.1)	Koufax (306)*	Miller (65)
1964	R. Miller (74)*	Drysdale (40)*	Drysdale (21)	Drysdale (321.1)*	Drysdale (237)	Drysdale (68)
1965	Miller (61)	Drysdale (42)†*	Koufax (27)*	Koufax (335.2)*	Koufax (382)†	Osteen (78)
1966	Regan (65)	Koufax (41)	Koufax (27)*	Koufax (323)*	Koufax (317)*	Koufax (77)
1967	Perranoski (70)†	Osteen (39)	Osteen (14)	Osteen (288)	Drysdale (196)	Singer (61)
1968	Brewer (54)	Osteen, Singer (36)	Drysdale, Singer (12)	Singer (256)	Singer (227)	Singer (78)
1969	Mikkelsen (48)	Osteen, Sutton (41)	Singer, Osteen (16)	Osteen (321)	Singer (247)	Sutton (91)
1970	Brewer (58)	Sutton (38)	Osteen (11)	Sutton (260)	Sutton (201)	Foster (81)
1971	Brewer (55)	Osteen (38)	Downing, Sutton (12)	Sutton (265)	Sutton (194)	Downing (84)
1972	Brewer (51)	Osteen, Sutton (33)	Sutton (18)	Sutton (273)	Sutton (207)	Osteen (69)
1973	Brewer (56)	Messersmith, Osteen, Sutton (33)	Sutton (14)	Sutton (256.1)	Sutton (200)	Messersmith (77)
1974	Marshall (106)†***	Sutton (40)	Messersmith (13)	Messersmith (292.1)	Messersmith (221)	Messersmith (94)
1975	Marshall (57)	Messersmith (40)*	Messersmith (19)*	Messersmith (322)*	Messersmith (213)	Messersmith (96)
1976	Hough (77)	Sutton (34)	Sutton (15)	Sutton (267.2)	Sutton (161)	Sutton (82)
1977	Hough (70)	Sutton (33)	John (11)	Sutton (240.1)	Hooton (153)	Hough (70)
1978	Hough (55)	Sutton (34)	Sutton (12)	Sutton (238.1)	Sutton (154)	Rau (68)
1979	Hough (42)	Sutton (32)	Hooton (12)	Sutcliffe (242)	Sutton (146)	Sutcliffe (97)
1980	Castillo (61)	Hooton (33)	Reuss (10)	Reuss (229)	Welch (141)	Welch (79)
1981	Howe (41)	Valenzuela (25)†	Valenzuela (11)*	Valenzuela (192)*	Valenzuela (180)*	Valenzuela (61)
1982	Howe (66)	Valenzuela, Reuss (37)	Valenzuela (18)	Valenzuela (285)	Valenzuela (199)	Valenzuela (83)
1983	Niedenfuhr (66)	Valenzuela (35)	Valenzuela (9)	Valenzuela (257)	Valenzuela (189)	Valenzuela (99)
1984	Zachry (58)	Valenzuela (34)	Valenzuela (12)	Valenzuela (261)†	Valenzuela (240)	Valenzuela (106)
1985	Niedenfuhr (64)	Valenzuela (35)	Valenzuela (14)	Valenzuela (272.1)	Valenzuela (208)	Valenzuela (101)
1986	Howell (62)	Hershiser (35)	Valenzuela (20)*	Valenzuela (269.1)	Valenzuela (242)	Hershiser (86)
1987	Holton (53)	Hershiser, Welch (35)	Valenzuela (12)	Hershiser (264.2)	Welch (196)	Valenzuela (124)
1988	Peña (60)	Hershiser, Leary (34)	Hershiser (15)†	Hershiser (267)*	Leary (180)	Hershiser (73)
1989	Howell (56)	Hershiser (33)	Belcher (10)†	Hershiser (256.2)	Belcher (200)	Valenzuela (98)
1990	Crews (66)	R. Martinez, Morgan, R. Martinez (12)*	Valenzuela (33)	R. Martinez (234.1)	R. Martinez (223)	Valenzuela (77)
1991	Crews (60)	Belcher, R. Martinez, R. Martinez (6)	Morgan (33)	Morgan (236.1)	Belcher (156)	Belcher (75)
1992	Gott (68)	Hershiser (33)	Candiotti (6)	Hershiser (210.2)	Gross (158)	Ojeda (81)
1993	P. Martinez (65)	Hershiser (33)	Hershiser (5)	Hershiser (215.2)	Gross (150)	R. Martinez (104)
1994	Worrell (38)	R. Martinez (24)	Candiotti (5)	R. Martinez (170.0)	Gross (124)	R. Martinez (56)
1995	Worrell (59)	Candiotti, R. Martinez (30)	Valdes (6)	R. Martinez (206.1)	Nomo (236)	R. Martinez (81)
1996	Osuna (73)	Nomo, Valdes (33)	Nomo (3)	Nomo (228.1)	Nomo (234)	R. Martinez (86)
1997	Radinsky (75)	Nomo (33)	Park (2)	Nomo (207.1)	Nomo (233)	Nomo (92)
1998	Radinsky (62)	Park (34)	Perez (4)	Park (220.2)	Park (191)	Park (97)
1999	Borbon (70)	Brown (35)	Brown (5)	Brown (252.1)	Brown (221)	Park (100)
2000	Adams (66)	Park (34)	Brown (5)	Brown (230.0)	Park (217)	Park (124)
2001	Shaw (77)	Park (35)	Park (2)	Park (234.0)	Park (218)	Park (91)
L.A. Record	Marshall (106)	Drysdale 42 (Twice)	Koufax 27 (Twice)	Koufax (335.2)	Koufax (382)	Valenzuela/Park (124)

*League Leader ***Major League Record †Tied for League Lead ‡All-Time Dodger Record

LOS ANGELES PITCHING LEADERS 1958-2001

Year	Shutouts	Saves	Wins	Losses	Winning (15 or more Dec.)	ERA (90 or more inn.)
1958	Podres, Williams (2)	Labine (14)	Podres (13)	Podres (15)	Williams (.563)	Podres (3.73)
1959	Craig, Drysdale (4)†	Labine (8)	Drysdale (17)	Drysdale (13)	Craig (.688)	Drysdale (3.45)
1960	Drysdale (5)	Roebuck (8)	Drysdale (15)	Drysdale (14)	Sherry, Williams (.583)	Drysdale (2.84)
1961	Drysdale (3)	L. Sherry (15)	Koufax, Podres (18)	Koufax (13)	Podres (.783)*	Koufax (3.52)
1962	Drysdale, Koufax (2)	Perranoski (19)	Drysdale (25)*	Podres (13)	Drysdale (.735)	Koufax (2.54)*
1963	Koufax (11)†*	Perranoski (21)	Koufax (25)†	Drysdale (17)	Perranoski (.842)*	Koufax (1.88)*
1964	Koufax (7)*	Perranoski (10)	Koufax (19)	Drysdale (16)	Koufax (.792)*	Koufax (1.74)*
1965	Koufax (8)	Perranoski (11)	Koufax (26)*	Osteen (15)	Koufax (.765)*	Koufax (2.04)*
1966	Koufax (5)†	Regan (21)*	Koufax (27)*	Drysdale (16)	Regan (.933)†*	Koufax (1.73)*
1967	Osteen (5)	Perranoski (12)	Osteen (17)	Osteen (17)	Singer (.600)	Perranoski (2.45)
1968	Drysdale (8)	Brewer (14)	Drysdale (14)	Osteen (18)	Drysdale (.538)	Drysdale (2.15)
1969	Osteen (7)	Brewer (20)	Singer, Osteen (20)	Sutton (18)	Singer (.625)	Singer (2.34)
1970	Osteen, Sutton (4)	Brewer (24)	Osteen (16)	Osteen (14)	Sutton (.536)	Brewer, Vance (3.13)
1971	Downing (5)†	Brewer (22)	Downing (20)	Singer (17)	Downing (.690)	Brewer (1.89)
1972	Sutton (9)*	Brewer (17)	Osteen (20)	Singer (16)	John (.688)	Sutton (2.08)
1973	Messersmith, Osteen, Brewer (20)	Sutton (3)	Sutton (18)	Osteen (11)	John (.696)*	Sutton (2.42)
1974	Sutton (5)	Marshall (21)	Messersmith (20)†	Marshall (12)	John (.813)*	Marshall (2.42)
1975	Messersmith (7)*	Marshall (13)	Messersmith (19)	Marshall, Messersmith (14)	Hooton (.720)	Messersmith (2.29)
1976	Hooton, Sutton (4)	Hough (18)	Sutton (21)	Hooton (15)	Rhoden (.800)*	Hough (2.20)
1977	John, Sutton (3)	Hough (22)	John (20)	Hough (12)	John (.741)	Hooton (2.62)
1978	Hooton, Rhoden, Welch (3)	Forster (22)	Hooton (19)	Sutton (11)	Hooton (.655)	Welch (2.03)
1979	Hooton, Rau, Reuss, Sutcliffe, Sutton (1)	Castillo (7)	Sutcliffe (17)	Sutton (15)	Sutcliffe (.630)	Hooton (2.97)
1980	Reuss (6)*	Howe (17)	Reuss (18)	Goltz (11)	Reuss (.750)	Sutton (2.21)*
1981	Valenzuela (8)*	Howe (8)	Valenzuela (13)	Goltz, Valenzuela (7)	Reuss (.714)	Hooton (2.28)
1982	Reuss, Valenzuela (4)	Howe (13)	Valenzuela (19)	Valenzuela (13)	Reuss (.621)	Howe (2.08)
1983	Valenzuela (4)	Howe (18)	Valenzuela, Welch (15)	Welch (12)	Valenzuela (.600)	Welch (2.65)
1984	Peña, Hershiser (4)†	Niedenfuier (11)	Welch (13)	Valenzuela (17)	Peña (.667)	Peña (2.48)*
1985	Hershiser, Valenzuela (5)	Niedenfuier (19)	Hershiser (19)	Honeycutt (12)	Hershiser (.864)	Hershiser (2.03)
1986	Valenzuela, Welch (3)	Howell (12)	Valenzuela (21)*	Hershiser (14)	Valenzuela (.656)	Valenzuela (3.14)
1987	Welch (4)†	Peña, Young (11)	Hershiser (16)	Hershiser (16)	Welch (.625)	Hershiser (3.06)
1988	Hershiser (8)*	J. Howell (21)	Hershiser (23)†	Leary (11)	Hershiser (.742)	Pena (1.91)
1989	Belcher (8)*	J. Howell (28)†	Belcher, Hershiser (15)	Hershiser (15)†	Hershiser (.555)	Hershiser (2.31)
1990	Morgan (4)†	J. Howell (16)	R. Martinez (20)	Morgan (15)	R. Martinez (.769)	Crews (2.77)
1991	R. Martinez (4)	J. Howell (16)	R. Martinez (17)	R. Martinez (13)	Morgan (.583)	Belcher (2.62)
1992	Astacio (4)	McDowell (14)	Candiotti (11)	Candiotti, Hershiser (15)	Candiotti (.423)	Astacio (1.98)
1993	R. Martinez (3)	Gott (25)	Astacio (14)	Hershiser (14)	P. Martinez (.667)	P. Martinez (2.61)
1994	R. Martinez (3)†	Worrell (11)	R. Martinez (12)	Astacio (8)	R. Martinez (.631)	Gross (3.60)
1995	Nomo (3)†	Worrell (32)	R. Martinez (17)	Candiotti (14)	R. Martinez (.708)	Nomo (2.54)
1996	R. Martinez, Nomo (2)	Worrell (44)†	Nomo (16)	Candiotti, Nomo (11)	R. Martinez (.714)	Nomo (3.19)
1997	Astacio (1)	Worrell (35)	Nomo, Park (14)	Nomo (12)	R. Martinez (.667)	Valdes (2.65)
1998	Perez, Valdes (2)	Shaw (25)	Park (15)	Dreifort (12)	Park (.625)	R. Martinez (2.83)
1999	Brown, Dreifort, Valdes (1)	Shaw (34)	Brown (18)	Dreifort (13)	Brown (.667)	Brown (3.00)
2000	Brown, Park, Dreifort (1)	Shaw (27)	Park (18)	Park (10)	Brown (.684)	Brown (2.58)*
2001	Park (1)	Shaw (43)	Park (15)	Park (11)	Adams (.600)	Brown (2.65)
L.A. Record	Koufax (11)	Worrell (44)	Koufax (27)	Osteen, Sutton (18)	Regan (.933)	Koufax (1.73)

LOS ANGELES GAME LEADERS BY POSITION

First Base	Third Base:	Catcher:	Pitcher:
1. Steve Garvey 1672	1. Ron Cey 1468	1. Mike Scioscia 1395	1. Don Sutton 550
2. Eric Karros 1437	2. Jim Gilliam 761	2. John Roseboro 1199	2. Jim Brewer 474
3. Wes Parker 1108	3. Adrian Beltre 488	3. Steve Yeager 1181	3. Don Drysdale 459
4. Ron Fairly 557	4. Jeff Hamilton 389	4. Mike Piazza 700	4. Ron Perranoski 457
5. Eddie Murray 458	5. Pedro Guerrero 370	5. Joe Ferguson 496	5. Charlie Hough 401
Second Base:	Shortstop:	Outfield:	ALL-TIME LEADERS
1. Davey Lopes 1150	1. Bill Russell 1747	1. Willie Davis 1906	First Base: Gil Hodges 1851
2. Steve Sax 970	2. John Willits 1497	2. Dusty Baker 1092	Second Base: Davey Lopes 1150
3. Jim Lefebvre 613	3. Jose Offerman 571	3. Raul Mondesi 912	Third Base: Ron Cey 1468
4. Charles Neal 523	4. Alfredo Griffin 472	4. Willie Crawford 823	Shortstop: Pee Wee Reese 2014
5. Jim Gilliam 405	5. Dave Anderson 429	5. Ken Landreaux 769	Outfield: Zack Wheat 2288
			Catcher: Mike Scioscia 1395
			Pitcher: Don Sutton 550

LOS ANGELES TEAM HOME RUN TOTALS

Year	DODGERS			OPPONENTS			Year	DODGERS			OPPONENTS		
	At L.A.	Away	Totals	At L.A.	Home	Totals		At L.A.	Away	Totals	At L.A.	Home	Totals
1958	92	80	172	101	72	173	1981	38	44	82	33	21	54
1959	82	66	148	90	67	157	1982	57	81	138	35	46	81
1960	89	37	126	97	57	154	1983	74	72	146	49	48	97
1961	83	74	157	109	58	167	1984	49	53	102	40	36	76
1962	47	93	140	39	76	115	1985	47	82	129	54	48	102
1963	42	68	110	43	68	111	1986	57	73	130	46	69	115
1964	26	53	79	38	50	88	1987	52	73	125	56	74	130
1965	26	52	78	41	86	127	1988	49	50	99	38	46	84
1966	43	65	108	36	48	84	1989	37	52	89	46	49	95
1967	36	46	82	35	58	93	1990	54	75	129	73	64	137
1968	25	42	67	24	41	65	1991	57	51	108	46	50	96
1969	40	57	97	55	67	122	1992	26	46	72	33	49	82
1970	34	53	87	82	82	164	1993	66	64	130	48	55	103
1971	43	52	95	56	54	110	1994	47	68	115	49	41	90
1972	46	52	98	37	46	83	1995	62	78	140	48	77	125
1973	63	47	110	62	67	129	1996	62	88	150	49	76	125
1974	68	71	139	51	61	112	1997	85	89	174	76	87	163
1975	64	54	118	52	52	104	1998	78	81	159	65	70	135
1976	42	49	91	48	49	97	1999	92	95	187	102	90	192
1977	96	95	191	65	54	119	2000	108	103	211	85	91	176
1978	78	71	149	59	48	107	2001	94	112	206	95	89	184
1979	106	77	183	55	46	101							
1980	82	66	148	58	47	105							
Totals	2644	2950	5594	2499	2630	5129							

RECENT LOS ANGELES GRAND SLAMS

Date	Player	Opp.	Pitcher	Inning	Date	Player	Opp.	Pitcher	Inning
6/30/82 ⁽¹⁾	Dusty Baker	SD	Juan Eichelberger	5	5/18/93	Eric Davis	Cin	John Smiley	5
10/1/82	Rick Monday	at SF	Fred Breining	8	6/28/93	Dave Hansen*	SF	Mike Jackson	9
5/18/83	Greg Brock	at Mon	Bill Gullickson	5	6/6/94	Mike Piazza	at Fla	Mark Gardner	1
6/23/83	Pedro Guerrero	at SD	Elias Sosa	4	6/19/94	Mike Piazza	Col	Kent Bottenfield	7
7/23/83	Ken Landreaux	at St.L	Bruce Sutter	8	5/7/95	Mike Piazza	at Col	Bill Swift	3
9/7/83	Mike Marshall	Cin	Ben Hayes	10	6/21/95	Delino DeShields	at St.L	Vicente Palacios	2
6/13/84	Mike Marshall	SF	Scott Garrelts	3	8/15/95	Raul Mondesi	Chi	Steve Trachsel	4
6/21/84	Steve Yeager*	at Cin	Bob Owchinko	7	8/27/95	Mike Piazza	at Phi	Tommy Greene	6
7/24/85	Greg Brock	Pit	Al Holland	6	6/29/96	Mike Piazza	at Col	Bryan Rekar	5
7/26/85	Mike Marshall	Chi	Warren Brusstar	6	7/18/96	Mike Busch	at SF	Mark Dewey	7
8/21/85	Mike Marshall	at Phi	Jerry Kosman	1	8/11/96	Tim Wallach	at Cin	Hector Carrasco	9
8/23/85	Pedro Guerrero	at Mon	Tim Burke	6	9/7/97	Todd Zeile	Fla	Tony Saunders	1
8/23/85	Mariano Duncan	at Mon	Gary Lucas	7	4/9/98	Mike Piazza	Ari	Jeff Suppan	3
9/10/85 ⁽²⁾	Greg Brock	at Atl	Steve Shields	7	4/10/98	Mike Piazza	Hou	Mike Magnante	8
5/7/86	Steve Sax	at Chi	Jay Baller	7	4/24/98	Mike Piazza	Chi	Kerry Wood	2
8/1/86	Greg Brock	Cin	Mario Soto	1	5/8/98	Todd Zeile	at Fla	Jesus Sanchez	1
8/2/86	Enos Cabell	Cin	John Franco	8	5/31/98	Raul Mondesi	Cin	Danny Graves	1
8/3/87	Mike Marshall	at Cin	Ted Power	3	6/5/99	Devon White	Ana	Tim Belcher	6
4/23/88	Mike Marshall	at SF	Don Robinson	9	7/19/99	Todd Hundley	at Pit	Jose Silva	3
7/6/88	Franklin Stubbs	St.L	Todd Worrell	8	8/11/99	Eric Karros	at Mon	Anthony Telford	7
4/10/89	Eddie Murray	at SF	Mike LaCoss	9	8/22/99	Gary Sheffield	at Phi	Steve Montgomery	6
5/19/89	Jeff Hamilton	at Mon	Kevin Gross	7	4/03/00	Eric Karros	at Mon	Scott Strickland	7
6/4/89	Mike Scioscia	at Hou	Bob Forsch	1	4/21/00	Kevin Elster	at SF	Norm Charlton	9
8/8/89	Mike Scioscia	Atl	John Smoltz	2	5/6/00	Todd Hundley	Hou	Octavio Dotel	3
5/19/90	Kal Daniels	Phi	Don Carman	4	5/20/00	Gary Sheffield	at Fla	Joe Strong	7
8/29/90	Chris Gwynn	at Phi	Darrel Akerfelds	6	5/21/00	Adrian Beltre	at Fla	Jesus Sanchez	5
9/4/90	Kal Daniels	Hou	Mark Portugal	2	5/21/00	Shawn Green	at Fla	Antonio Alfonseca	9
9/14/90	Kal Daniels	at Cin	Tim Laryana	6	5/29/00	Shawn Green	NY	Al Leiter	6
4/24/91	Kal Daniels	Atl	Doug Sisk	5	7/27/00	Adrian Beltre	at Col	Kevin Jarvis	3
6/10/91	Lenny Harris	at Chi	Chuck McElroy	4	9/30/00	Todd Hundley	at SD	Matt Clement	1
8/21/91	Darryl Strawberry	SD	Ricky Bones	5	6/01/01	Mark Grudzielanek	at Hst	Nelson Cruz	7
5/27/92	Todd Benzinger	at St.L	Jose DeLeon	3	7/13/01	Shawn Green	at Oak	Tim Hudson	6
9/4/92	Todd Benzinger*	at Pit	Bob Patterson	9					

*Pinch-hit +National League Playoffs

All-Time Dodger Grand Slam Leaders: Gil Hodges 14; Carl Furillo 8; Mike Piazza 8; Roy Campanella 6; Mike Marshall 6; Pee Wee Reese 6; Ron Cey 5; Duke Snider 5; Dusty Baker 4; Greg Brock 4; Kal Daniels 4; Steve Garvey 4; Steve Yeager 4; Tommy Davis 3; Willie Davis 3; Frank Howard 3; Shawn Green 3. **Los Angeles All-time Leaders:** Mike Piazza 8; Mike Marshall 6; Ron Cey 5; Dusty Baker 4; Greg Brock 4; Kal Daniels 4; Steve Garvey 4; Steve Yeager 4; Tommy Davis 3; Willie Davis 3; Frank Howard 3, Shawn Green 3.

DODGERS WITH 30 OR MORE HOME RUNS

HR	Player	Year	HR	Player	Year	HR	Player	Year
49	Shawn Green	2001	34	Eric Karros	1996	31	Eric Karros	1997
43	Gary Sheffield	2000	34	Eric Karros	1999	31	Duke Snider	1950
43	Duke Snider	1956	33	Roy Campanella	1951	31	Gil Hodges	1953
42	Duke Snider	1953	33	Steve Garvey	1977	31	Frank Howard	1962
42	Duke Snider	1955	33	Raul Mondesi	1999	31	Todd Zeile	1997
42	Gil Hodges	1954	33	Pedro Guerrero	1985	31	Eric Karros	2000
41	Roy Campanella	1953	32	Gil Hodges	1950	30	Dusty Baker	1977
40	Gil Hodges	1951	32	Gil Hodges	1952	30	Ron Cey	1977
40	Duke Snider	1954	32	Roy Campanella	1955	30	Raul Mondesi	1997
40	Duke Snider	1957	32	Gil Hodges	1956	30	Raul Mondesi	1997
40	Mike Piazza	1997	32	Jimmy Wynn	1974	30	Raul Mondesi	1998
36	Mike Piazza	1996	32	Reggie Smith	1977			
36	Gary Sheffield	2001	32	Pedro Guerrero	1982			
35	Babe Herman	1930	32	Pedro Guerrero	1983			
35	Mike Piazza	1993	32	Eric Karros	1995			
34	Dolph Camilli	1941	32	Mike Piazza	1995			
34	Gary Sheffield	1999	31	Roy Campanella	1950			

BROOKLYN/LOS ANGELES 20-GAME WINNERS (Since 1900)

Wins	Pitcher	Year	Wins	Pitcher	Year	Wins	Pitcher	Year
29	Joseph McGinnity	1900	22	Nap Rucker	1911	20	William Clark	1932
28	Dazzy Vance	1924	22	Burleigh Grimes	1921	20	Luke Hamlin	1939
27	Don Newcombe	1956	22	Burleigh Grimes	1924	20	Don Newcombe	1951
27	Sandy Koufax	1966	22	Dazzy Vance	1925	20	Carl Erskine	1953
26	Sandy Koufax	1965	22	Dazzy Vance	1928	20	Don Newcombe	1955
25	William Donovan	1901	22	Kirby Higbe	1941	20	Claude Osteen	1969
25	Jeff Pfeffer	1916	22	Whit Wyatt	1941	20	Bill Singer	1969
25	Don Drysdale	1962	22	Preacher Roe	1951	20	Al Downing	1971
25	Sandy Koufax	1963	21	Henry Schmidt	1903	20	Claude Osteen	1972
23	Jeff Pfeffer	1914	21	Walter Reuther	1922	20	Andy Messersmith	1974
23	Burleigh Grimes	1920	21	Burleigh Grimes	1923	20	Tommy John	1977
23	Don Drysdale	1965	21	Ralph Branca	1947	20	Ramon Martinez	1990
23	Orel Hershiser	1988	21	Don Sutton	1976			
22	Brickyard Kennedy	1900	21	Fernando Valenzuela	1986			

BROOKLYN/LOS ANGELES INDIVIDUAL SAVE LEADERS

Pitcher	Saves	Year	Pitcher	Saves	Year	Pitcher	Saves	Year
Todd Worrell	44	1996	Charlie Hough	22	1977	Charlie Hough	18	1976
Jeff Shaw	43	2001	Terry Forster	22	1978	Steve Howe	18	1983
Todd Worrell	35	1997	Ron Perranoski	21	1963	Clem Labine	17	1957
Jeff Shaw	34	1999	Phil Regan	21	1966	Ron Perranoski	17	1965
Todd Worrell	32	1995	Mike Marshall	21	1974	Jim Brewer	17	1972
Jay Howell	28	1989	Jay Howell	21	1988	Steve Howe	17	1980
Jeff Shaw	27	2000	Ron Perranoski	20	1962	Ron Perranoski	16	1967
Jim Gott	25	1993	Jim Brewer	20	1969	Jay Howell	16	1990
Jeff Shaw	25	1998	Jim Brewer	20	1973	Jay Howell	16	1991
Jim Hughes	24	1954	Clem Labine	19	1956	Jack Quinn	15	1931
Jim Brewer	24	1970	Tom Niedenfuer	19	1985	Joe Black	15	1952
Jim Brewer	22	1971	Hugh Casey	18	1947	Larry Sherry	15	1961

BROOKLYN NO-HITTERS

Date	Pitcher	Club	Score
June 22, 1891	Thomas Lovett	New York	4-0
July 20, 1906	Malcolm Eason	at St. Louis	2-0
Sept. 5, 1908 (2nd game)	Nap Rucker	Boston	6-0
Sept. 13, 1925 (1st game)	Dazzy Vance	Philadelphia	10-1
April 30, 1940	James (Tex) Carleton	at Cincinnati	3-0
April 23, 1946	Edward Head	Boston	5-0
Sept. 9, 1948	Rex Barney	at New York	2-0
June 19, 1952	Carl Erskine	Chicago	5-0
May 12, 1956	Carl Erskine	New York	3-0
Sept. 25, 1956	Sal Maglie	Philadelphia	5-0

LOS ANGELES NO-HITTERS

Date	Pitcher	Club	Score	Catcher
June 30, 1962	Sandy Koufax	New York	5-0	Roseboro
May 11, 1963	Sandy Koufax	San Francisco	8-0	Roseboro
June 4, 1964	Sandy Koufax	at Philadelphia	3-0	Camilli
Sept. 9, 1965	Sandy Koufax	Chicago	1-0*	Torborg
July 20, 1970	Bill Singer	Philadelphia	5-0	Torborg
June 27, 1980	Jerry Reuss	at San Francisco	8-0	Yeager
June 29, 1990	Fernando Valenzuela	St. Louis	6-0	Scioscia
Aug. 17, 1992	Kevin Gross	San Francisco	2-0	Scioscia
July 14, 1995	Ramon Martinez	Florida	7-0	Piazza
Sept. 17, 1996	Hideo Nomo	at Colorado	9-0	Piazza

*Perfect Game

OPPONENT NO-HITTERS VS. DODGERS

Pitcher	Team	Date and Location
Amos Rusie	New York Giants	July 31, 1891 at N.Y.
John Stivetts	Boston Beaneaters	Aug. 6, 1892 at Bos
Walter Thornton	Chicago Cubs	Aug. 21, 1898 (2G) at Chi
John Lush	Philadelphia Phillies	July 20, 1906 at Brk
Nicholas Maddox	Pittsburgh Pirates	Sept. 20, 1907 at Pgh
Leon Ames*	New York Giants	April 15, 1909 at N.Y.
Rube Marquard	New York Giants	April 15, 1915 at N.Y.
Paul Dean	St. Louis Cardinals	Sept. 21, 1934 (2G) at Brk
Johnny Vander Meer	Cincinnati Reds	June 15, 1938 at Brk
James Tobin	Boston Braves	April 27, 1944 at Bos
Vernon Bickford	Boston Braves	Aug. 11, 1950 at Bos
Don Larsen+S	New York Yankees	Oct. 8, 1956 at N.Y.
John Candelaria	Pittsburgh Pirates	Aug. 9, 1976 at Pgh
Nolan Ryan	Houston Astros	Sept. 26, 1981 at Hst
Tom Browning+	Cincinnati Reds	Sept. 16, 1988 at Cin
Mark Gardner#	Montreal Expos	July 26, 1991 at L.A.
Dennis Martinez+	Montreal Expos	July 28, 1991 at L.A.
Kent Mercker	Atlanta Braves	April 8, 1994 at L.A.

+Perfect Game S 1956 World Series - Game 5; *Pitched a no-hitter for 9 1/3 innings but lost game in the 13th inning, 3-0.

#Pitched hitless ball for nine innings; gave up hit in 10th and lost game, 1-0.

LOS ANGELES ONE-HITTERS

Date	Pitcher	Club	Score	Hit by	Date	Pitcher	Club	Score	Hit by
5/23/60	Sandy Koufax	at Pit.	1-0	Daniels, 1b in 2nd	6/11/82	Jerry Reuss	Cin.	11-1	Milner, 2b in 1st
8/4/63	J. Podres/ L. Sherry	at Hou.	4-0	Temple, 1b in 9th	6/1/83	Bob Welch	Phi.	1-0	Hayes, 1b in 4th
5/25/65	Don Drysdale	Stl.	2-0	Flood, 1b in 1st	4/27/84	Rick Honeycutt	at S.D.	1-0	Salazar, 1b in 4th
6/17/65	Claude Osteen	S.F.	3-0	Hiatt, 1b in 2nd	4/26/85	Orel Hershiser	S.D.	2-0	Gwynn, 1b in 4th
6/20/65	Sandy Koufax	N.Y.	2-1	Hickman, HR in 5th	7/23/85	Orel Hershiser	Pit.	6-0	Thompson, 1b in 2nd
8/4/68	Mike Kekich	N.Y.	2-0	Swoboda, 1b in 7th	8/2/86	A. Pena/ T. Niedenfuer	Cin.	7-1	Milner, HR in 6th
5/1/69	Don Sutton	at S.F.	5-0	Davenport, 2b in 8th	10/1/87	Bob Welch	S.F.	7-0	Aldrete, 1b in 6th
6/19/71	Don Sutton	Hou.	4-0	Wynn, 2b in 6th	5/25/88	Tim Leary	at Phi.	4-0	Daulton, 1b in 3rd
5/9/74	Don Sutton	at S.D.	6-0	Grubb, 1b in 2nd	7/21/90	Tim Belcher	at Pit.	6-0	Bell, 1b in 4th
4/15/75	Don Sutton	Cin.	3-1	Bench, HR in 7th	8/5/95	Hideo Nomo	at S.F.	3-0	Clayton, 1b in 7th
8/18/77	Don Sutton	S.F.	7-0	Hill, 1b in 8th	6/27/98	Ismael Valdes	Pit.	2-0	K. Young, 1b in 8th
5/11/79	Doug Rau	Mon.	7-0	Speier, 1b in 8th	7/20/98	D. Dreifort/ J. Shaw	Cin.	2-0	W. Greene, 2b in 2nd
5/29/80	Bob Welch	Atl.	3-0	Blanks, 1b in 4th	7/19/00	K. Brown	at Col	9-1	L. Walker, HR in 1st
4/21/82	Jerry Reuss	Hou.	6-0	A. Howe, 2b in 1st	8/29/00	C. Park/Fetters	at Mil.	7-2	Mouton, 1b in 4th
4/29/82	Burt Hooton	Phi.	4-0	DeJesus, 1b in 4th					

RECENT TWO-HITTERS BY DODGER PITCHERS

Date	Pitcher	Club	Score	Hits by	Date	Pitcher	Club	Score	Hits by
7/14/84	Hershiser	at Chi.	8-0	Johnstone, Demier	4/30/91	Morgan	at Mon.	0-1	DeShields, Wallach
7/19/84	Hershiser	at St.L	10-0	L. Smith, Pendleton	8/31/92	Candiotti	at Chi.	2-0	Buechele, D. Smith
7/29/84	Hershiser	Cin.	1-0	Esasky, Redus	7/21/93	R. Martinez	Hou.	7-0	Biggio, Gonzalez
4/18/85	Valenzuela	at S.D.	5-0	Gwynn, Bevacqua	6/24/95	Nomo	at S.F.	7-0	Lewis (2)
4/21/85	Hershiser	at S.D.	2-0	Gwynn, Martinez	9/17/95	Valdes	at St.L	8-0	Hemond, Gilkey
4/28/85	Valenzuela	S.D.	0-1	Nettles, Gwynn	5/23/98	R. Martinez	at Ari.	7-1	Brede, Fox
5/20/86	Valenzuela	Mon.	4-0	Webster, Wohlford	9/2/98	C. Perez	Phi.	6-0	Lewis, Sefcik
5/24/86	Valenzuela	Phi.	6-0	Hayes (2)	9/4/99	K. Brown	at Chi.	6-0	Reed (2)
9/22/86	Valenzuela	at Hou.	9-2	Lopes, Garner	5/12/00	D. Dreifort	at St.L.	13-0	Davis, Vina
6/29/88	Hershiser	at Hou.	2-0	Biggio, Hatcher	9/23/00	K. Brown	vs. SD	2-1	D. Jackson, Klesko
5/14/89	Hershiser	at Phi.	9-0	Jordan, Jeltz	9/29/00	C. Park	at SD	3-0	Nevin, Larocca
8/12/89	Valenzuela	at S.F.	5-1	Williams, Marwaring	7/18/01	C. Park	vs. Mil	5-0	Loretta, Sexson
7/24/90	R. Martinez	S.F.	9-2	Butler, Mitchell	5/7/01	K. Brown/ J. Shaw	vs. Fla	1-0	Castillo, Gonzalez
7/30/90	Morgan	Cin.	4-1	Larkin, O'Neil					

HISTORY & RECORDS

BROOKLYN/LOS ANGELES 100-RBI CLUB

2001	Shawn Green	125	1970	Wes Parker	111	1946	Dixie Walker	116
	Gary Sheffield	100	1962	Tommy Davis	153	1945	Dixie Walker	124
2000	Gary Sheffield	109		Frank Howard	119		Luis Olmo	110
	Eric Karros	106	1956	Duke Snider	101	1943	Billy Herman	100
1999	Eric Karros	112	1955	Duke Snider	136	1942	Dolph Camilli	109
	Gary Sheffield	101		Roy Campanella	107	1941	Dolph Camilli	120
1997	Mike Piazza	124		Gil Hodges	102	1939	Dolph Camilli	104
	Eric Karros	104	1954	Gil Hodges	130	1938	Dolph Camilli	100
1996	Eric Karros	111		Duke Snider	130	1934	Sam Leslie	102
	Mike Piazza	105	1953	Roy Campanella	142	1932	Hack Wilson	123
1995	Eric Karros	105		Duke Snider	126	1930	Billy Herman	130
1993	Mike Piazza	112		Gil Hodges	122		Glenn Wright	126
1983	Pedro Guerrero	103	1952	Gil Hodges	102		Del Bissonette	113
1982	Pedro Guerrero	100	1951	Roy Campanella	108	1929	Babe Herman	113
1980	Steve Garvey	106		Gil Hodges	103	1928	Del Bissonette	106
1979	Steve Garvey	110		Duke Snider	101	1925	Jack Fournier	130
1978	Steve Garvey	113	1950	Gil Hodges	113		Zack Wheat	103
1977	Steve Garvey	115		Duke Snider	107	1924	Jack Fournier	116
	Ron Cey	110		Carl Furillo	106	1923	Jack Fournier	102
1975	Ron Cey	101	1949	Jackie Robinson	124	1922	Zack Wheat	112
1974	Steve Garvey	111		Gil Hodges	115			
	Jimmy Wynn	108		Carl Furillo	106			

LOS ANGELES TOP RBI MONTHS

41	Frank Howard	August 1962	27	Wes Parker	May 1972	26	Dusty Baker	August 1979
37	Mike Marshall	Sept.-Oct. 1985	27	Mike Piazza	Sept.-Oct. 1993	26	Dusty Baker	June 1980
33	Tommy Davis	June 1962	27	Mike Piazza	August 1997	26	Pedro Guerrero	June 1985
31	Kal Daniels	Sept.-Oct. 1990	27	Mike Piazza	Sept.-Oct. 1997	26	Mike Piazza	April 1998
30	Ron Fairly	July 1964	27	Eric Karros	July 1997	25	Tommy Davis	July 1962
30	Steve Garvey	June 1977	27	Raul Mondesi	May 1998	25	Steve Garvey	May 1974
30	Gary Sheffield	June 2000	27	Eric Karros	June 1998	25	Raul Mondesi	August 1995
29	Ron Cey	April 1977	27	Raul Mondesi	May 1999	25	Mike Piazza	August 1995
28	Darryl Strawberry	August 1991	27	Eric Karros	July 1999	25	Mike Piazza	June 1997
28	Darryl Strawberry	Sept.-Oct. 1991	27	Gary Sheffield	August 2001	25	Eric Karros	June 1997
28	Mike Piazza	June 1994	26	Willie Davis	August 1972	25	Shawn Green	August 2001
28	Eric Karros	May 2000	26	Joe Ferguson	May 1973			

BROOKLYN/LOS ANGELES 200-HIT CLUB

Year	Player	Hits	Year	Player	Hits	Year	Player	Hits
1900	Willie Keeler	204	1929	Babe Herman	217	1974	Steve Garvey	200
1901	Willie Keeler	202		John Frederick	206	1975	Steve Garvey	210
1921	Jim Johnston	203	1930	Babe Herman	241	1976	Steve Garvey	200
1922	Zack Wheat	201		John Frederick	206	1978	Steve Garvey	202
1923	Jim Johnston	203	1932	Lefty O'Doul	219	1979	Steve Garvey	204
1924	Zack Wheat	212	1949	Jackie Robinson	203	1980	Steve Garvey	200
1925	Zack Wheat	221	1962	Tommy Davis	230	1986	Steve Sax	210
1925	Milt Stock	202		Maury Wills	208	1997	Mike Piazza	201

BROOKLYN/LOS ANGELES ALL-TIME HITTING STREAKS

Name	Club	Games	Streak
Willie Davis	Los Angeles	31	Aug. 1-Sept. 3, 1969
Zack Wheat	Brooklyn	29	Aug. 20-Sept. 16, 1916
Joe Medwick	Brooklyn	27	May 23-June 25, 1942
Duke Snider	Brooklyn	27	Aug. 19-Sept. 13, 1953
Willie Keeler	Brooklyn	26	Aug. 8-Sept. 3, 1902
Zack Wheat	Brooklyn	26	July 11-Aug. 7, 1918
Gink" Hendrick	Brooklyn	25	April 20-May 30, 1929
Buzz Boyle	Brooklyn	25	May 1-June 5, 1934
Willie Davis	Los Angeles	25	May 5-June 2, 1971
Steve Sax	Los Angeles	25	Sept. 1-27, 1986

HITTING FOR THE CYCLE

Babe Herman holds the Dodger record and is tied for the major league record after hitting for the cycle three times during his career, accomplishing the feat twice in 1931 for the Dodgers and in 1933 for the Chicago Cubs. He shares the big league record with Bob Meusel (1921, '22, '28) and John Reilly (1883 (2), '90). Following are Dodgers who have hit for the cycle:

Player	Date	Player	Date	Player	Date
Tom P. Burns	Aug. 1, 1890 (G2)	Babe Herman	July 24, 1931	Gil Hodges	June 25, 1949
James Johnston	May 25, 1922 (G1)	Dixie Walker	Sept. 2, 1944	Wes Parker	May 7, 1970
Babe Herman	May 18, 1931	Jackie Robinson	Aug. 29, 1948 (G1)		

2002 MEDIA GUIDE

LOS ANGELES SINGLE-SEASON PINCH-HIT LEADERS

Year	Player	Pinch-Hits	Year	Player	Pinch-Hits	Year	Player	Pinch-Hits
1958	Elmer Valo	9	1972	Manny Mota	10	1987	Ken Landreaux	10
1959	Norm Larker	8	1973	Steve Garvey	12	1988	Mickey Hatcher	12
1960	Chuck Essegian	8	1974	Manny Mota	15	1989	Lenny Harris, Mickey Hatcher, Franklin Stubbs	6
1961	Frank Howard	9	1975	Manny Mota, Leron Lee	10	1990	Mickey Hatcher	14
1962	Lee Walls	13	1976	Ed Goodson	15	1991	Chris Gwynn	13
1963	Lee Walls, Wally Moon	7	1977	Manny Mota	14	1992	Mitch Webster	17
1964	Wally Moon	7	1978	Lee Lacy	13	1993	Dave Hansen	18
1965	Wally Moon	5	1979	Manny Mota	15	1994	Jeff Treadway	13
1966	Tommy Davis, Al Ferrara	5	1980	Pedro Guerrero, Jay Johnstone, Gary Thomasson	11	1995	Dave Hansen	11
1967	Wes Parker, Lou Johnson, John Roseboro, Jimmy Campanis, Len Gabrielson, Al Ferrara	5	1981	Jay Johnstone	11	1996	Dave Hansen	13
1968	Jim Fairry	8	1982	Ron Roenicke	13	1997	Nelson Liriano	7
1969	Len Gabrielson	13	1983	Jose Morales	12	1998	Roger Cedeno	8
1970	Len Gabrielson	8	1984	Candy Maldonado	9	1999	Dave Hansen	13
1971	Willie Crawford	8	1985	Terry Whitfield	14	2000	Dave Hansen	15
			1986	Bill Russell	10	2001	Dave Hansen	9

LOS ANGELES OPENERS

Date	Opp., Loc.	Starter	Result	Att.	Date	Opp., Loc.	Starter	Result	Att.
4/15/58	at S.F.	Drysdale	L.A. lost, 8-0	23,448	4/10/80	at Hou.	Hooton	L.A. lost, 3-2	33,270
4/18/58	S.F. at L.A.	Erskine	L.A. won, 6-5	78,762	4/17/80	Hou. at L.A.	Sutton	L.A. won, 6-4	45,476
4/11/59	at Chi.	Drysdale	L.A. lost, 6-1	12,288	4/9/81	Hou. at L.A.	Valenzuela	L.A. won, 2-0	50,511
4/14/59	Stl. at L.A.	Podres	L.A. lost, 6-2	61,552	4/6/82	S.F. at L.A.	Reuss	L.A. won, 4-3	49,662
4/12/60	Chi. at L.A.	Drysdale	L.A. won, 3-2 (11)	67,550	4/5/83	at Hou.	Valenzuela	L.A. won, 16-7	27,343
4/11/61	Phi. at L.A.	Drysdale	L.A. won, 6-2	50,927	4/8/83	Mon. at L.A.	Hooton	L.A. lost, 8-3	45,369
4/10/62	Cin. at L.A.	Podres	L.A. lost, 6-3	52,564	4/3/84	Stl. at L.A.	Valenzuela	L.A. lost, 11-7	50,103
4/9/63	at Chi.	Drysdale	L.A. won, 5-1	18,589	4/9/85	at Hou.	Valenzuela	L.A. lost, 2-1	42,876
4/16/63	Chi. at L.A.	Podres	L.A. lost, 2-1	33,758	4/12/85	S.F. at L.A.	Honeycutt	L.A. lost, 4-1	46,910
4/14/64	Stl. at L.A.	Koufax	L.A. won, 4-0	50,451	4/7/86	S.D. at L.A.	Valenzuela	L.A. won, 2-1	49,444
4/12/65	at N.Y.	Drysdale	L.A. won, 6-1	37,999	4/6/87	at Hou.	Hershiser	L.A. lost, 4-3	44,585
4/20/65	N.Y. at L.A.	Osteen	L.A. lost, 3-2	36,161	4/9/87	S.F. at L.A.	Welch	L.A. lost, 8-1	46,289
4/12/66	Hou. at L.A.	Osteen	L.A. won, 3-2	34,520	4/4/88	S.F. at L.A.	Valenzuela	L.A. lost, 5-1	48,484
4/10/67	at Cin.	Miller	L.A. lost, 6-1	28,422	4/3/89	at Cin.	Belcher	L.A. lost, 6-4	55,385
4/18/67	Cin. at L.A.	Osteen	L.A. won, 7-2	17,947	4/13/89	Hou. at L.A.	Belcher	L.A. lost, 4-2	47,136
4/10/68	Phi. at L.A.	Osteen	L.A. won, 2-0	28,138	4/9/90	S.D. at L.A.	Hershiser	L.A. won, 4-2	48,686
4/7/69	at Cin.	Drysdale	L.A. won, 3-2	30,111	4/10/91	at Atl.	Belcher	L.A. won, 6-4	18,527
4/15/69	S.D. at L.A.	Osteen	L.A. won, 14-0	22,200	4/12/91	S.D. at L.A.	Ojeda	L.A. lost, 4-2	49,976
4/7/70	Cin. at L.A.	Osteen	L.A. lost, 4-0	30,457	4/6/92	S.F. at L.A.	Martinez	L.A. lost, 8-1	49,018
4/5/71	at Hou.	Singer	L.A. lost, 5-2	22,421	4/5/93	at Fla.	Hershiser	L.A. lost, 6-3	42,334
4/9/71	S.D. at L.A.	Singer	L.A. lost, 6-3	31,413	4/13/93	Stl. at L.A.	Ke. Gross	L.A. lost, 9-7	53,529
4/15/72	at Cin.	Sutton	L.A. won, 3-1	37,895	4/5/94	Fla. at L.A.	Hershiser	L.A. won, 4-3	53,757
4/21/72	S.D. at L.A.	Downing	L.A. won, 12-2	30,320	4/25/95	at Fla.	R. Martinez	L.A. won, 8-7	42,125
4/6/73	at S.D.	Sutton	L.A. lost, 4-2	32,019	4/28/95	Atl. at L.A.	Astacio	L.A. won, 9-1	51,181
4/11/73	Cin. at L.A.	Sutton	L.A. lost, 4-1	24,755	4/1/96	at Hou.	R. Martinez	L.A. won, 4-3	34,375
4/5/74	S.D. at L.A.	Sutton	L.A. won, 8-0	31,566	4/8/96	Atl. at L.A.	Nomo	L.A. won, 1-0	53,180
4/7/75	at Cin.	Sutton	L.A. lost, 2-1 (14)	52,526	4/1/97	Phi. at L.A.	R. Martinez	L.A. lost, 3-0	53,079
4/14/75	Cin. at L.A.	Rau	L.A. won, 5-2	45,502	3/31/98	at Stl.	R. Martinez	L.A. lost, 6-0	47,972
4/9/76	at S.F.	Sutton	L.A. lost, 4-2	37,261	4/7/98	Ari. at L.A.	Park	L.A. won, 9-1	52,424
4/13/76	S.D. at L.A.	Hooton	L.A. lost, 8-5	52,703	4/5/99	Ari. at L.A.	Brown	L.A. won, 8-6 (11)	53,109
4/7/77	S.F. at L.A.	Sutton	L.A. won, 5-1	51,022	4/3/00	at Mon	Brown	L.A. won, 10-4	51,249
4/7/78	at Atl.	Sutton	L.A. won, 13-4	42,866	4/14/00	Cin. at L.A.	Hershiser	L.A. won, 8-1	53,223
4/14/78	Atl. at L.A.	John	L.A. won, 5-1	38,397	4/2/01	Mil. at L.A.	Park	L.A. won, 1-0	53,154
4/5/79	S.D. at L.A.	Hooton	L.A. lost, 4-3	46,536					

1958-2001 LOS ANGELES OPENING DAY LINEUPS

1958	1959	1960	1961	1962	1963						
Cimoli	CF	Fairly	RF	Gilliam	3B	Wills	SS	Wills	SS	Wills	SS
Reese	SS	Moon	LF	Neal	2B	W. Davis	CF	Gilliam	2B	Oliver	2B
Snider	LF	Roseboro	C	Moon	LF	T. Davis	3B	Moon	LF	W. Davis	CF
Hodges	1B	Snider	CF	Snider	RF	Snider	RF	Snider	RF	T. Davis	LF
Neal	2B	Neal	2B	Hodges	1B	Moon	LF	Roseboro	C	Skowron	1B
Gray	3B	Hodges	1B	Roseboro	C	Larker	1B	Fairly	1B	Roseboro	C
Furillo	RF	Zimmer	SS	Demeter	CF	Neal	2B	Spencer	3B	Fairly	RF
Walker	C	Baxes	3B	Wills	SS	Roseboro	C	W. Davis	CF	McMullen	3B
Drysdale	P	Drysdale	P	Drysdale	P	Drysdale	P	Podres	P	Drysdale	P

1958-2001 LOS ANGELES OPENING DAY LINEUPS (CONTINUED)

1964	Wills SS	1971	Wills SS	1978	Lopes 2B	1985	Duncan 2B	1992	Butler CF	1999	Young 2B
Giiliam 2B	Buckner RF	Buckner RF	Buckner RF	Russell SS	Russell SS	Landreaux CF	Landreaux CF	Harris 3B	Harris 3B	Grudzielanek SS	Grudzielanek SS
W. Davis CF	W. Davis CF	W. Davis CF	W. Davis CF	Smith RF	Smith RF	Oliver LF	Oliver LF	Daniels 1B	Daniels 1B	Sheffield LF	Sheffield LF
T. Davis LF	Parker 1B	Parker 1B	Parker 1B	Cey 3B	Cey 3B	Guerrero 3B	Guerrero 3B	Strawberry RF	Strawberry RF	Mondesi RF	Mondesi RF
Fairly 1B	Allen LF	Allen LF	Allen LF	Garvey 1B	Garvey 1B	Marshall RF	Marshall RF	Davis LF	Davis LF	White CF	White CF
Howard RF	Sims C	Sims C	Sims C	Baker LF	Baker LF	Scioscia C	Scioscia C	Samuel 2B	Samuel 2B	Karros 1B	Karros 1B
Roseboro C	Garvey 3B	Garvey 3B	Garvey 3B	Monday CF	Monday CF	Bream 1B	Bream 1B	Scioscia C	Scioscia C	Hundley C	Hundley C
Werhas 3B	Russell 2B	Russell 2B	Russell 2B	Yeager C	Yeager C	Anderson SS	Anderson SS	Offerman SS	Offerman SS	Beltre 3B	Beltre 3B
Koufax P	Singer P	Singer P	Singer P	Sutton P	Sutton P	Valenzuela P	Valenzuela P	R. Martinez P	R. Martinez P	Brown P	Brown P
1965	Wills SS	1972	Wills SS	1979	Lopes 2B	1986	Duncan SS	1993	Offerman SS	2000	White CF
Parker 1B	Buckner 1B	Buckner 1B	Buckner 1B	Russell SS	Russell SS	Landreaux CF	Landreaux CF	Butler CF	Butler CF	Grudzielanek 2B	Grudzielanek 2B
W. Davis CF	W. Davis CF	W. Davis CF	W. Davis CF	Smith RF	Smith RF	Madlock 3B	Madlock 3B	Strawberry RF	Strawberry RF	Sheffield LF	Sheffield LF
T. Davis LF	Robinson RF	Robinson RF	Robinson RF	Garvey 1B	Garvey 1B	Brock 1B	Brock 1B	Davis LF	Davis LF	Green RF	Green RF
Roseboro C	Lefebvre 2B	Lefebvre 2B	Lefebvre 2B	Cey 3B	Cey 3B	Marshall RF	Marshall RF	Karros 1B	Karros 1B	Karros 1B	Karros 1B
Lefebvre 2B	Crawford LF	Crawford LF	Crawford LF	Baker LF	Baker LF	Stubbs LF	Stubbs LF	Wallach 3B	Wallach 3B	Hundley C	Hundley C
Fairly RF	Sims C	Sims C	Sims C	Monday CF	Monday CF	Scioscia C	Scioscia C	Karros 1B	Karros 1B	Beltre 3B	Beltre 3B
Kennedy 3B	Grabarkewitz 3B	Grabarkewitz 3B	Grabarkewitz 3B	Yeager C	Yeager C	Sax 2B	Sax 2B	Piazza C	Piazza C	Elster SS	Elster SS
Drysdale P	Sutton P	Sutton P	Sutton P	Hooton P	Hooton P	Valenzuela P	Valenzuela P	Reed 2B	Reed 2B	Brown P	Brown P
1966	Wills SS	1973	Lacy 2B	1980	Lopes 2B	1987	Sax 2B	1994	DeShields 2B	2001	Goodwin CF
Parker 1B	Mota LF	Mota LF	Mota LF	Law CF	Law CF	Duncan SS	Duncan SS	Butler CF	Butler CF	Grudzielanek 2B	Grudzielanek 2B
W. Davis CF	Buckner 1B	Buckner 1B	Buckner 1B	Smith RF	Smith RF	Madlock 3B	Madlock 3B	Piazza C	Piazza C	Sheffield LF	Sheffield LF
Fairly RF	W. Davis CF	W. Davis CF	W. Davis CF	Garvey 1B	Garvey 1B	Marshall RF	Marshall RF	Karros 1B	Karros 1B	Green RF	Green RF
Lefebvre 3B	Crawford RF	Crawford RF	Crawford RF	Baker LF	Baker LF	Stubbs 1B	Stubbs 1B	Wallach 3B	Wallach 3B	Karros 1B	Karros 1B
Johnson LF	Ferguson C	Ferguson C	Ferguson C	Cey 3B	Cey 3B	Landreaux LF	Landreaux LF	Rodriguez LF	Rodriguez LF	Donnels 3B	Donnels 3B
Roseboro C	McMullen 3B	McMullen 3B	McMullen 3B	Thomas SS	Thomas SS	Scioscia C	Scioscia C	Mondesi RF	Mondesi RF	Kreuter C	Kreuter C
Oliver 2B	Russell SS	Russell SS	Russell SS	Yeager C	Yeager C	Ramsey CF	Ramsey CF	Offerman SS	Offerman SS	Cora SS	Cora SS
Osteen P	Sutton P	Sutton P	Sutton P	Hooton P	Hooton P	Hershiser P	Hershiser P	Hershiser P	Hershiser P	Park P	Park P
1967	Parker CF	1974	Lopes 2B	1981	Lopes 2B	1988	Sax 2B	1995	DeShields 2B		
Hunt 2B	Buckner 1B	Buckner 1B	Buckner 1B	Landreaux CF	Landreaux CF	Griffin SS	Griffin SS	Offerman SS	Offerman SS		
Johnson RF	Wynn CF	Wynn CF	Wynn CF	Baker LF	Baker LF	Gibson LF	Gibson LF	Mondesi CF	Mondesi CF		
Fairly 1B	Ferguson C	Ferguson C	Ferguson C	Garvey 1B	Garvey 1B	Guerrero 3B	Guerrero 3B	Piazza C	Piazza C		
Lefebvre 3B	Crawford RF	Crawford RF	Crawford RF	Cey 3B	Cey 3B	Marshall 1B	Marshall 1B	Karros 1B	Karros 1B		
Roseboro C	Cey 3B	Cey 3B	Cey 3B	Guerrero RF	Guerrero RF	Shelby CF	Shelby CF	Rodriguez RF	Rodriguez RF		
Bailey LF	Joshua LF	Joshua LF	Joshua LF	Scioscia C	Scioscia C	Davis RF	Davis RF	Ashley LF	Ashley LF		
Michael SS	Russell SS	Russell SS	Russell SS	Russell SS	Russell SS	Scioscia C	Scioscia C	Hansen 3B	Hansen 3B		
Miller P	Sutton P	Sutton P	Sutton P	Valenzuela P	Valenzuela P	Valenzuela P	Valenzuela P	R. Martinez P	R. Martinez P		
1968	W. Davis CF	1975	Lopes 2B	1982	Sax 2B	1989	Randolph 2B	1996	DeShields 2B		
Versalles SS	Buckner LF	Buckner LF	Buckner LF	Landreaux CF	Landreaux CF	Griffin SS	Griffin SS	Butler CF	Butler CF		
Parker 1B	Wynn CF	Wynn CF	Wynn CF	Baker LF	Baker LF	Gibson LF	Gibson LF	Piazza C	Piazza C		
Ferrara LF	Ferguson RF	Ferguson RF	Ferguson RF	Garvey 1B	Garvey 1B	Murray 1B	Murray 1B	Karros 1B	Karros 1B		
Bailey 3B	Garvey 1B	Garvey 1B	Garvey 1B	Cey 3B	Cey 3B	Marshall RF	Marshall RF	Mondesi RF	Mondesi RF		
Fairly RF	Cey 3B	Cey 3B	Cey 3B	Guerrero RF	Guerrero RF	Shelby CF	Shelby CF	Blowers 3B	Blowers 3B		
Popovich 2B	Yeager C	Yeager C	Yeager C	Russell SS	Russell SS	Hamilton 3B	Hamilton 3B	Hollandsworth LF	Hollandsworth LF		
Haller C	Russell SS	Russell SS	Russell SS	Reuss P	Reuss P	Scioscia C	Scioscia C	Gagne SS	Gagne SS		
Osteen P	Sutton P	Sutton P	Sutton P			Belcher P	Belcher P	R. Martinez P	R. Martinez P		
1969	Crawford CF	1976	Buckner LF	1983	Sax 2B	1990	Samuel CF	1997	Butler CF		
Gabrielson RF	Sizemore 2B	Sizemore 2B	Sizemore 2B	Landreaux CF	Landreaux CF	Randolph 2B	Randolph 2B	Guerrero 2B	Guerrero 2B		
Sudakis 3B	Baker CF	Baker CF	Baker CF	Baker LF	Baker LF	Brooks RF	Brooks RF	Mondesi RF	Mondesi RF		
Fairly 1B	Garvey 1B	Garvey 1B	Garvey 1B	Guerrero 3B	Guerrero 3B	Murray 1B	Murray 1B	Piazza C	Piazza C		
Kosco LF	Cey 3B	Cey 3B	Cey 3B	Brock 1B	Brock 1B	Daniels LF	Daniels LF	Karros 1B	Karros 1B		
Haller C	Ferguson RF	Ferguson RF	Ferguson RF	Marshall RF	Marshall RF	Hamilton 3B	Hamilton 3B	Zeile 3B	Zeile 3B		
Lefebvre 2B	Yeager C	Yeager C	Yeager C	Russell SS	Russell SS	Scioscia C	Scioscia C	Hollandsworth LF	Hollandsworth LF		
Sizemore SS	Russell SS	Russell SS	Russell SS	Valenzuela P	Valenzuela P	Griffin SS	Griffin SS	Gagne SS	Gagne SS		
Drysdale P	Sutton P	Sutton P	Sutton P			Hershiser P	Hershiser P	R. Martinez P	R. Martinez P		
1970	Wills SS	1977	Lopes 2B	1984	Sax 2B	1991	Butler CF	1998	Young 2B		
Buckner LF	Russell SS	Russell SS	Russell SS	Russell SS	Russell SS	Samuel 2B	Samuel 2B	Vizcaino SS	Vizcaino SS		
W. Davis CF	Smith RF	Smith RF	Smith RF	Landreaux CF	Landreaux CF	Strawberry RF	Strawberry RF	Piazza C	Piazza C		
Crawford RF	Cey 3B	Cey 3B	Cey 3B	Guerrero 1B	Guerrero 1B	Murray 1B	Murray 1B	Zeile 3B	Zeile 3B		
Parker 1B	Garvey 1B	Garvey 1B	Garvey 1B	Marshall LF	Marshall LF	Daniels LF	Daniels LF	Mondesi RF	Mondesi RF		
Garvey 3B	Monday CF	Monday CF	Monday CF	Maldonado RF	Maldonado RF	Harris 3B	Harris 3B	Konerko 1B	Konerko 1B		
Haller C	Baker LF	Baker LF	Baker LF	Rivera 3B	Rivera 3B	Scioscia C	Scioscia C	Hollandsworth LF	Hollandsworth LF		
Sizemore 2B	Yeager C	Yeager C	Yeager C	Scioscia C	Scioscia C	Griffin SS	Griffin SS	Hubbard CF	Hubbard CF		
Osteen P	Sutton P	Sutton P	Sutton P	Valenzuela P	Valenzuela P	Belcher P	Belcher P	R. Martinez P	R. Martinez P		

LONGEST GAMES IN DODGER HISTORY (18 or More Innings)

Innings	Date	Location	Result
26*	May 1, 1920	Boston	Brooklyn 1, Boston 1
23	June 27, 1939	Boston	Brooklyn 2, Boston 2
22	Aug. 22, 1917	Brooklyn	Brooklyn 6, Pittsburgh 5
22	June 3, 1989	Houston	Houston 5, Los Angeles 4
22	Aug. 23, 1989	Montreal	Los Angeles 1, Montreal 0
21	Aug. 17, 1982	Chicago	Los Angeles 2, Chicago 1
20	April 30, 1919	Philadelphia	Brooklyn 9, Philadelphia 9
20	July 5, 1940	Boston	Brooklyn 6, Boston 2
20	July 7, 1993	Philadelphia	Philadelphia 7, Los Angeles 6
19	June 17, 1915	Chicago	Chicago 4, Brooklyn 2
19	May 3, 1920	Boston	Boston 2, Brooklyn 1
19	May 17, 1939	Chicago	Brooklyn 9, Chicago 9
19**	Sept. 11, 1946	Brooklyn	Cincinnati 0, Brooklyn 0
19	Aug. 8, 1972	Cincinnati	Cincinnati 2, Los Angeles 1
19	May 24, 1973	Los Angeles	New York 7, Los Angeles 3
18	Aug. 17, 1902	Brooklyn	Brooklyn 7, St. Louis 7
18	June 1, 1919	Brooklyn	Philadelphia 10, Brooklyn 9
18	Sept. 6, 1984	Los Angeles	Atlanta 3, Los Angeles 2
18	Aug. 3, 1996	Los Angeles	Atlanta 5, Los Angeles 3

* Longest game and longest tied game in major league history
 ** Longest scoreless game in major league history

LONGEST GAME TIMES IN DODGER HISTORY

Time	Innings	Date	Location	Result
7:14*	22	June 3, 1989	Houston	Houston 5, Los Angeles 4
6:14†	22	Aug. 23, 1989	Montreal	Los Angeles 1, Montreal 0
6:10	21	Aug. 17-18, 1982	Chicago	Los Angeles 2, Chicago 1
6:10	20	July 7, 1993	Philadelphia	Philadelphia 7, Los Angeles 6
5:45	16	Sept. 28, 1986	San Francisco	San Francisco 6, Los Angeles 5
5:42	19	May 24, 1973	Los Angeles	New York 7, Los Angeles 3
5:35	17	April 12, 1980	Houston	Los Angeles 6, Houston 5
5:20	16	Sept. 13, 1982	Los Angeles	Los Angeles 4, San Diego 3
5:19	20	July 5, 1940	Boston	Brooklyn 6, Boston 2
5:16	16	Sept. 6, 1987	Los Angeles	Los Angeles 3, New York 2
5:16	15	May 2, 1995	San Francisco	San Francisco 4, Los Angeles 3
5:15	23	June 23, 1939	Boston	Brooklyn 2, Boston 2
5:14	16	April 13, 1999	Arizona	Arizona 7, Los Angeles 6
5:05	18	Aug. 3, 1996	Los Angeles	Atlanta 5, Los Angeles 3
5:03	12	July 27, 1990	Los Angeles	Los Angeles 5, Atlanta 4
5:02	15	May 14, 1978	Los Angeles	Chicago 10, Los Angeles 7
5:02	18	Sept. 6, 1984	Los Angeles	Atlanta 3, Los Angeles 2
5:00	15	April 7, 1997	Los Angeles	Los Angeles 3, New York 2
4:59	13	June 19, 1996	Chicago	Los Angeles 5, Chicago 4
4:58	14	Sept. 8, 1985	Los Angeles	New York 4, Los Angeles 3
4:58	15	July 14, 2001	Oakland	Los Angeles 5, Oakland 3
4:53	13	June 18, 1991	Los Angeles	Los Angeles 6, Chicago 5
4:51	13	Sept. 3, 1993	Florida	Los Angeles 5, Florida 4
4:50	11	May 19, 1990	Los Angeles	Philadelphia 15, Los Angeles 12
4:42	15	Sept. 15, 1997	St. Louis	St. Louis 7, Los Angeles 6
4:41	19	May 17, 1939	Chicago	Brooklyn 9, Chicago 9
4:41	14	June 21, 1986	Los Angeles	San Diego 8, Los Angeles 7

* Longest night game in National League history
 † Longest extra-inning 1-0 game in Major League history

DIVISION SERIES RESULTS

Year	Game	Date	W/L	Score	Winner	Loser	Att.	Year	Game	Date	W/L	Score	Winner	Loser	Att.
1981	1	10-6 at Hou	L	1-3	Ryan	Stewart	44,836	1996	1	10-2 at L.A.	L	1-2	Smoltz	Osuna	47,428
	2	10-7 at Hou	L	0-1 (11)	Sambito	Stewart	42,398		2	10-3 at L.A.	L	2-3	Maddux	Valdes	51,916
	3	10-9 at L.A.	W	6-1	Hooton	Knepper	46,820		3	10-5 at Atl.	L	2-5	Glavine	Nomo	52,529
	4	10-10 at L.A.	W	2-1	Valenzuela	Ruhle	55,983								
	5	10-11 at L.A.	W	4-0	Reuss	Ryan	55,979								
1995	1	10-3 at L.A.	L	2-7	Schourek	R. Martinez	44,199								
	2	10-4 at L.A.	L	4-6	Burba	Osuna	46,051								
	3	10-6 at Cin.	L	1-10	Wells	Nomo	53,276								

HISTORY & RECORDS

CHAMPIONSHIP SERIES RESULTS

Year	Game	Date	W/L	Score	Winner	Loser	Att.	Year	Game	Date	W/L	Score	Winner	Loser	Att.
1974	1	10-5 at Pit	W	3-0	Sutton	Reuss	40,638	1983	1	10-4 at L.A.	L	0-1	Carlton	Reuss	55,254
	2	10-6 at Pit	W	5-2	Messersmith	Giusti	49,247		2	10-5 at L.A.	W	4-1	Valenzuela	Denny	55,967
	3	10-8 at L.A.	L	0-7	Kison	Rau	55,953		3	10-7 at Phi	L	2-7	Hudson	Welch	53,490
1977	4	10-9 at L.A.	W	12-1	Sutton	Reuss	54,424	4	10-8 at Phi	L	2-7	Carlton	Reuss	64,494	
	1	10-4 at L.A.	L	5-7	Garber	Sosa	55,968	1985	1	10-9 at L.A.	W	4-1	Valenzuela	Tudor	55,270
	2	10-5 at L.A.	W	7-1	Sutton	Lomborg	55,973	2	10-10 at L.A.	W	8-2	Hershiser	Andujar	55,222	
	3	10-7 at Phi	W	6-5	Rautzhan	Reuss	63,719	3	10-12 at St.L	L	2-4	Cox	Welch	53,708	
1978	4	10-8 at Phi	W	4-1	John	Carlton	64,924	4	10-13 at St.L	L	2-12	Tudor	Reuss	53,708	
	1	10-4 at Phi	W	9-5	Welch	Christenson	63,460	5	10-14 at St.L	L	2-3	Lahti	Niedenfuier	53,708	
	2	10-5 at Phi	W	4-0	John	Ruthven	60,642	6	10-16 at L.A.	L	5-7	Worrell	Niedenfuier	55,208	
	3	10-6 at L.A.	L	4-9	Carlton	Sutton	55,043	1988	1	10-4 at L.A.	L	2-3	Myers	J. Howell	55,582
1981	4	10-7 at L.A.	W	4-3 (10)	Forster	McGraw	55,124	2	10-5 at L.A.	W	6-3	Belcher	Cone	55,780	
	1	10-13 at L.A.	W	5-1	Hooton	Gullickson	51,273	3	10-8 at N.Y.	L	4-8	Myers	Pena	44,672	
	2	10-14 at L.A.	L	0-3	Burris	Valenzuela	53,463	4	10-9 at N.Y.	W	5-4 (12)	Pena	McDowell	54,014	
	3	10-16 at Mon	L	1-4	Rogers	Reuss	54,372	5	10-10 at N.Y.	W	7-4	Belcher	Fernandez	52,069	
	4	10-17 at Mon	W	7-1	Hooton	Gullickson	54,499	6	10-11 at L.A.	L	1-5	Cone	Leary	55,885	
5	10-19 at Mon	W	2-1	Valenzuela	Rogers	36,491	7	10-12 at L.A.	W	6-0	Hershiser	Darling	55,693		

WORLD SERIES RESULTS

Year	Game	Date	W/L	Score	Winner	Loser	Att.	Year	Game	Date	W/L	Score	Winner	Loser	Att.
1916	1	10-7 at Bos	L	5-6	Shore	Marquard	36,117	1959	1	10-1 at Chi	L	0-11	Wynn	Craig	48,013
	2	10-9 at Bos	L	1-2 (14)	Ruth	Smith	41,373		2	10-2 at Chi	W	4-3	Podres	Shaw	47,368
	3	10-10 at Brk	W	4-3	Coombs	Mays	21,087		3	10-4 at L.A.	W	3-1	Drysdale	Donovan	92,394
	4	10-11 at Brk	L	2-6	Leonard	Marquard	21,662		4	10-5 at L.A.	W	5-4	Sherry	Staley	92,650
	5	10-12 at Brk	L	1-4	Shore	Pfeffer	42,620		5	10-6 at L.A.	L	0-1	Shaw	Koufax	92,706
1920	1	10-5 at Bos	L	1-3	Coveleski	Marquard	23,573	6	10-8 at Chi	W	9-3	Sherry	Wynn	47,653	
	2	10-6 at Brk	W	3-0	Grimes	Baqby	22,559	1963	1	10-2 at N.Y.	W	5-2	Koufax	Ford	69,000
	3	10-7 at Brk	W	2-1	S. Smith	Caldwell	25,088	2	10-3 at N.Y.	W	4-1	Podres	Downing	66,455	
	4	10-9 at Cle	L	1-5	Coveleski	Cadore	25,734	3	10-5 at L.A.	W	1-0	Drysdale	Bouton	55,912	
	5	10-10 at Cle	L	1-8	Baqby	Grimes	26,884	4	10-6 at L.A.	W	2-1	Koufax	Ford	55,912	
	6	10-11 at Cle	L	0-1	Mails	S. Smith	27,194	1965	1	10-6 at Min	L	2-8	Grant	Drysdale	47,797
	7	10-12 at Cle	L	0-3	Coveleski	Grimes	27,525	2	10-7 at Min	L	1-5	Kaat	Koufax	48,700	
1941	1	10-1 at N.Y.	L	2-3	Ruffing	Davis	68,540	3	10-9 at L.A.	W	4-0	Osteen	Pascual	55,934	
	2	10-2 at N.Y.	W	3-2	Wyatt	Chandler	66,248	4	10-10 at L.A.	W	7-2	Drysdale	Grant	55,920	
	3	10-4 at Brk	L	1-2	Russo	Casey	33,100	5	10-11 at L.A.	W	7-0	Koufax	Kaat	55,801	
	4	10-5 at Brk	L	4-7	Murphy	Casey	33,813	6	10-13 at Min	L	1-5	Grant	Osteen	49,578	
	5	10-6 at Brk	L	1-3	Banham	Wyatt	34,072	7	10-14 at Min	W	2-0	Koufax	Kaat	50,596	
1947	1	9-30 at N.Y.	L	3-5	Shea	Branca	73,365	1966	1	10-5 at L.A.	L	2-5	Drabowsky	Drysdale	55,941
	2	10-1 at N.Y.	L	3-10	Reynolds	Lombardi	69,865	2	10-6 at L.A.	L	0-6	Palmer	Koufax	55,947	
	3	10-2 at Brk	W	9-8	Casey	Newsom	33,098	3	10-8 at Bal	L	0-1	Bunker	Osteen	54,445	
1949	4	10-3 at Brk	W	3-2	Casey	Bevens	33,443	4	10-9 at Bal	L	0-1	McNally	Drysdale	54,458	
	5	10-4 at Brk	L	1-2	Shea	Barney	34,379	1974	1	10-12 at L.A.	L	2-3	Fingers	Messersmith	55,974
	6	10-5 at N.Y.	W	8-6	Branca	Page	74,065	2	10-13 at L.A.	W	3-2	Sutton	Blue	55,989	
	7	10-6 at N.Y.	L	2-5	Page	Gregg	71,548	3	10-15 at Oak	L	2-3	Hunter	Downing	49,347	
	1	10-5 at N.Y.	L	0-1	Reynolds	Newcombe	66,230	4	10-16 at Oak	L	2-5	Holtzman	Messersmith	49,347	
	2	10-6 at N.Y.	W	1-0	Roe	Raschi	70,053	5	10-17 at Oak	L	2-3	Odum	Marshall	49,347	
	3	10-7 at Brk	L	3-4	Page	Branca	32,788	1977	1	10-11 at N.Y.	L	3-4 (12)	Lyle	Rhoden	56,668
1952	4	10-8 at Brk	L	4-6	Lopat	Newcombe	33,934	2	10-12 at N.Y.	W	6-1	Hooton	Hunter	56,691	
	5	10-9 at Brk	L	6-10	Raschi	Barney	33,711	3	10-14 at L.A.	L	3-5	Torrez	John	55,992	
	1	10-1 at Brk	W	4-2	Black	Reynolds	34,861	4	10-15 at L.A.	L	2-4	Guidry	Rau	55,995	
	2	10-2 at Brk	L	1-7	Raschi	Erskine	33,792	5	10-16 at L.A.	W	10-4	Sutton	Gullett	55,955	
	3	10-3 at N.Y.	W	5-3	Roe	Lopat	66,698	6	10-18 at N.Y.	L	4-8	Torrez	Hooton	56,407	
	4	10-4 at N.Y.	L	0-2	Reynolds	Black	71,787	1978	1	10-10 at L.A.	W	11-5	John	Figueroa	55,997
	5	10-5 at N.Y.	W	6-5 (11)	Erskine	Sain	70,536	2	10-11 at L.A.	W	4-3	Hooton	Hunter	55,982	
1953	6	10-6 at Brk	L	2-3	Raschi	Loes	33,195	3	10-13 at N.Y.	L	1-5	Guidry	Sutton	56,447	
	7	10-7 at Brk	L	2-4	Reynolds	Black	33,195	4	10-14 at N.Y.	L	3-4 (10)	Gossage	Welch	56,445	
	1	9-30 at N.Y.	L	5-9	Sain	Labine	69,374	5	10-15 at N.Y.	L	2-12	Beattie	Hooton	56,448	
	2	10-1 at N.Y.	L	2-4	Lopat	Roe	66,786	6	10-17 at L.A.	L	2-7	Hunter	Sutton	55,985	
	3	10-2 at Brk	W	3-2	Erskine	Raschi	35,270	1981	1	10-20 at N.Y.	L	3-5	Guidry	Reuss	56,470
	4	10-3 at Brk	W	7-3	Loes	Ford	36,775	2	10-21 at N.Y.	L	0-3	John	Hooton	56,505	
	5	10-4 at Brk	L	7-11	McDonald	Podres	36,775	3	10-23 at L.A.	W	5-4	Valenzuela	Frazier	56,236	
1955	6	10-5 at N.Y.	L	3-4	Reynolds	Labine	62,370	4	10-24 at L.A.	W	8-7	Howe	Frazier	56,242	
	1	9-28 at N.Y.	L	5-6	Ford	Newcombe	63,869	5	10-25 at L.A.	W	2-1	Reuss	Guidry	56,115	
	2	9-29 at N.Y.	L	2-4	Byrne	Loes	64,707	6	10-28 at N.Y.	W	9-2	Hooton	Frazier	56,513	
	3	9-30 at Brk	W	8-3	Podres	Turley	34,209	1988	1	10-15 at L.A.	W	5-4	Peña	Eckersley	55,983
	4	10-1 at Brk	W	8-5	Labine	Larsen	36,242	2	10-16 at L.A.	W	6-0	Hershiser	Davis	56,051	
	5	10-2 at Brk	W	5-3	Craig	Grim	36,796	3	10-18 at Oak	L	1-2	Honeycutt	Howell	49,316	
1956	6	10-3 at N.Y.	L	1-5	Ford	Spooner	64,022	4	10-19 at Oak	W	4-3	Belcher	Stewart	49,317	
	1	10-4 at N.Y.	W	2-0	Podres	Byrne	62,465	5	10-20 at Oak	W	5-2	Hershiser	Davis	49,317	
	2	10-3 at Brk	W	6-3	Maglie	Ford	34,479								
	3	10-5 at Brk	W	1-8	Bessent	Morgan	36,217								
	4	10-6 at N.Y.	L	3-5	Ford	Craig	73,977								
	5	10-7 at N.Y.	L	2-6	Sturdivant	Erskine	69,705								
6	10-8 at N.Y.	L	0-2	Larsen	Maglie	64,519									
7	10-9 at Brk	W	1-0 (10)	Labine	Turley	33,224									
8	10-10 at Brk	L	0-9	Kucks	Newcombe	33,782									

AWARD-WINNING DODGERS

Most Valuable Player: (12)

Jake Daubert	1913
Dazy Vance	1924
Dolph Camilli	1941
Jackie Robinson	1949
Roy Campanella	1951
Roy Campanella	1953
Roy Campanella	1955
Don Newcombe	1956
Maury Wills	1962
Sandy Koufax	1963
Steve Garvey	1974
Kirk Gibson	1988

Cy Young Award: (8)

Don Newcombe	1956
Don Drysdale	1962
Sandy Koufax	1963
Sandy Koufax	1965
Sandy Koufax	1966
Mike Marshall	1974
Fernando Valenzuela	1981
Orel Hershiser	1988

Rookie Of The Year: (16)

Jackie Robinson	1947
Don Newcombe	1949
Joe Black	1952
Jim Gilliam	1953
Frank Howard	1960
Jim Lefebvre	1965
Ted Sizemore	1969
Rick Sutcliffe	1979
Steve Howe	1980
Fernando Valenzuela	1981
Steve Sax	1982
Eric Karros	1992
Mike Piazza	1993
Raul Mondesi	1994
Hideo Nomo	1995
Todd Hollandsworth	1996

All-Star Game MVP: (5)

Maury Wills (Game 1)	1962
Steve Garvey	1974
Don Sutton	1977
Steve Garvey	1978
Mike Piazza	1996

LCS MVP:(4)

Dusty Baker	1977
Steve Garvey	1978
Burt Hooton	1981
Orel Hershiser	1988

World Series MVP: (6)

Johnny Podres	1955
Larry Sherry	1959
Sandy Koufax	1963
Sandy Koufax	1965
Ron Cey, Pedro Guerrero, Steve Yeager	1981
Orel Hershiser	1988

Comeback Player: (9)

Phil Regan	1966
Al Downing	1971
Jimmy Wynn	1974
Tommy John	1976
Jerry Reuss	1980
Pedro Guerrero	1987
Tim Leary	1988
Orel Hershiser	1991
Tim Lincecum	1994

DODGER SINGLE-SEASON LEAGUE LEADERS

Batting: (10)

Jake Daubert	1913	.350
Jake Daubert	1914	.329
Zack Wheat	1918	.335
Lefty O'Doul	1932	.368
Pete Reiser	1941	.343
Dixie Walker	1944	.357
Jackie Robinson	1949	.342
Carl Furillo	1953	.344
Tommy Davis	1962	.346
Tommy Davis	1963	.326

Runs: (8)

Pete Reiser	1941	117
Arky Vaughan	1943	112
Eddie Stanky	1945	128
Pee Wee Reese	1949	132
Duke Snider	1953	132
Duke Snider	1954	120**
Duke Snider	1955	126
Brett Butler	1991	112

Hits: (6)

"Wee" Willie Keeler	1900	208
Ivy Olson	1919	164
Duke Snider	1950	199
Tommy Davis	1962	230
Steve Garvey	1978	202
Steve Garvey	1980	200

Singles: (15)

"Wee" Willie Keeler	1900	179
Jake Daubert	1911	146**
Jake Daubert	1913	152
Ivy Olson	1919	140
Zack Wheat	1924	149
Milt Stock	1925	164
Lefty O'Doul	1932	158**
Maury Wills	1961	150**
Maury Wills	1962	179
Maury Wills	1965	165
Steve Sax	1986	157**
Steve Sax	1988	147
Brett Butler	1991	162
Brett Butler	1992	143
Brett Butler	1993	149

Doubles: (4)

Red Smith	1913	40
John Frederick	1929	52
Pete Reiser	1941	39**
Wes Parker	1970	47

Triples: (15)

Jimmy Sheppard	1901	21
Harry Lumley	1904	18
Whitey Alperman	1907	16**
Jake Daubert	1918	15
Hy Myers	1919	14**
Hy Myers	1920	22
Pete Reiser	1941	17
Luis Olmo	1945	13
Jim Gilliam	1953	17
Wally Moon	1959	11**
Charlie Neal	1959	11**
Willie Davis	1962	10**
Maury Wills	1962	10**
Willie Davis	1970	16
Brett Butler	1994	9**

Home Runs: (7)

Jimmy Sheppard	1903	9
Harry Lumley	1904	9
Tim Jordan	1906	12
Tim Jordan	1908	12
Jack Fournier	1924	27
Dolph Camilli	1941	34
Duke Snider	1956	43

RBI: (6)

Hy Myers	1919	73
Dolph Camilli	1941	120
Dixie Walker	1945	124
Roy Campanella	1953	142
Duke Snider	1955	136
Tommy Davis	1962	153

Total Bases: (6)

Zack Wheat	1916	262
Hy Myers	1919	223
Pete Reiser	1941	299
Duke Snider	1949	343
Duke Snider	1953	370
Duke Snider	1954	378

Stolen Bases: (15)

Jimmy Sheppard	1903	67**
Pete Reiser	1942	20
Arky Vaughan	1943	20
Pete Reiser	1946	34
Jackie Robinson	1947	29
Jackie Robinson	1949	37
Pee Wee Reese	1952	30
Maury Wills	1960	50
Maury Wills	1961	35
Maury Wills	1962	104
Maury Wills	1963	40
Maury Wills	1964	53
Maury Wills	1965	94
Davey Lopes	1975	77
Davey Lopes	1976	63

Walks: (11)

Jack Fournier	1925	86
Dolph Camilli	1938	119
Dolph Camilli	1939	110
Augie Galan	1943	103
Augie Galan	1944	101
Eddie Stanky	1945	148
Eddie Stanky	1946	137
Pee Wee Reese	1947	104**
Duke Snider	1956	99
Jim Gilliam	1959	96
Brett Butler	1991	108

Slugging: (8)

Jimmy Sheppard	1901	.536
Harry Lumley	1906	.477
Zack Wheat	1916	.461
Hy Myers	1919	.436
Pete Reiser	1941	.558
Duke Snider	1953	.627
Duke Snider	1956	.598
Pedro Guerrero	1985	.577

DODGER SINGLE-SEASON LEAGUE LEADERS (continued)

Wins: (13)

Burleigh Grimes	1921	22
Dazzy Vance	1924	28
Dazzy Vance	1925	22
Kirby Higbe	1941	22**
Whit Wyatt	1941	22**
Don Newcombe	1956	27
Don Drysdale	1962	25**
Sandy Koufax	1963	25
Sandy Koufax	1965	26
Sandy Koufax	1966	27**
Andy Messersmith	1974	20
Fernando Valenzuela	1986	21**
Orel Hershiser	1988	23

Winning Percentage: (18)*

Joe McGinnity	1900	.763	29-9
Burleigh Grimes	1920	.676	23-11
Freddie Fitzsimmons	1940	.889	16-2
Larry French	1942	.789	15-4
Preacher Roe	1949	.714	15-6
Preacher Roe	1951	.880	22-3
Carl Erskine	1953	.769	20-6
Don Newcombe	1955	.800	20-5
Don Newcombe	1956	.794	27-7
Johnny Podres	1961	.783	18-5
Ron Perranoski	1963	.842	16-3
Sandy Koufax	1964	.792	19-5
Sandy Koufax	1965	.765	26-8
Phil Regan	1966	.933	14-1
Tommy John	1973	.696	16-7
Tommy John	1974	.813	13-3
Rick Rhoden	1976	.800	12-3
Orel Hershiser	1985	.864	19-3

Strikeouts Champions: (19)

Burleigh Grimes	1921	136
Dazzy Vance	1922	134
Dazzy Vance	1923	197
Dazzy Vance	1924	262
Dazzy Vance	1925	221
Dazzy Vance	1926	140
Dazzy Vance	1927	184
Dazzy Vance	1928	200
Van Lingle Mungo	1936	238
Don Newcombe	1951	164**
Don Drysdale	1959	242
Don Drysdale	1960	246
Sandy Koufax	1961	269
Don Drysdale	1962	232
Sandy Koufax	1963	306
Sandy Koufax	1965	382
Sandy Koufax	1966	317
Fernando Valenzuela	1981	180
Hideo Nomo	1995	236

Saves: (13)

Johnny Morrison	1929	8**
Jack Quinn	1931	15
Jack Quinn	1932	8
Dutch Leonard	1935	8
Hugh Casey	1942	13
Les Webber	1943	10
Hugh Casey	1947	18
Jim Hughes	1954	24
Clem Labine	1956	19
Clem Labine	1957	17
Phil Regan	1966	21
Mike Marshall	1974	21
Todd Worrell	1996	44**

Shutouts: (30)

Nap Rucker	1912	6
Clarence Mitchell	1921	3**
Dazzy Vance	1922	5**
Dazzy Vance	1925	4
Dazzy Vance	1928	4**
Douglas McWeeny	1928	4**
Dazzy Vance	1930	4**
Van Lingle Mungo	1935	4**
Whit Wyatt	1940	5**
Whit Wyatt	1941	7
Don Newcombe	1949	5**
Johnny Podres	1957	6**
Roger Craig	1959	4**
Don Drysdale	1959	4**
Sandy Koufax	1963	11
Sandy Koufax	1964	7
Sandy Koufax	1966	5**
Al Downing	1971	5**
Don Sutton	1972	9
Andy Messersmith	1975	7
Jerry Reuss	1980	6
Fernando Valenzuela	1981	8
Orel Hershiser	1984	4**
Alejandro Pena	1984	4**
Bob Welch	1987	4**
Orel Hershiser	1988	8
Tim Belcher	1989	8
Mike Morgan	1990	4**
Ramon Martinez	1994	3**
Hideo Nomo	1995	3**

Earned Run Average: (12)

Dazzy Vance	1924	2.16
Dazzy Vance	1928	2.09
Dazzy Vance	1930	2.61
Johnny Podres	1957	2.66
Sandy Koufax	1962	2.54
Sandy Koufax	1963	1.88
Sandy Koufax	1964	1.74
Sandy Koufax	1965	2.04
Sandy Koufax	1966	1.73
Don Sutton	1980	2.21
Alejandro Peña	1984	2.48
Kevin Brown	2000	2.58

*Among pitchers with 15-plus decisions

**Tied for league lead

All N.L. champions since 1900

PARKER LAST DODGER TO HIT FOR CYCLE

The only Dodger to hit for the cycle in Los Angeles history is first baseman Wes Parker at New York's Shea Stadium on May 7, 1970. Parker doubled and homered off Ray Sadecki, singled off reliever Cal Koonce and tripled off Jim McAndrew.

BROOKLYN/LOS ANGELES ALL-STARS

1933: Max Carey, Cch.; Tony Cuccinello, 2B
1934: Casey Stengel, Cch.; Al Lopez, C; Van Lingle Mungo, P
1936: Van Lingle Mungo, P
1937: Van Lingle Mungo, P
1938: Leo Durocher, SS; Cookie Lavagetto, 3B; Babe Phelps, C (Phelps was selected but was replaced by Harry Danning of New York)
1939: Dolph Camilli, 1B; Cookie Lavagetto, 3B; Babe Phelps, C; Whit Wyatt, P
1940: Pete Coscarat, 2B; Leo Durocher, SS; Cookie Lavagetto, 3B; Joe Medwick, OF; Babe Phelps, C; Whit Wyatt, P
1941: Dolph Camilli, 1B (Camilli was selected but was replaced by Frank McCormick of Cincinnati); Billy Herman, 2B; Cookie Lavagetto, 3B; Joe Medwick, OF (Medwick replaced Hank Leiber of Chicago); Mickey Owen, C; Pete Reiser, OF; Whit Wyatt, P
1942: Leo Durocher, Mgr.; Billy Herman, 2B; Joe Medwick, OF; Mickey Owen, C; Pee Wee Reese, SS; Pete Reiser, OF; Arky Vaughan, 3B; Whit Wyatt, P
1943: Augie Galan, OF; Billy Herman, 2B; Mickey Owen, C; Dixie Walker, OF
1944: Augie Galan, OF; Mickey Owen, C; Dixie Walker, OF
1946: Kirby Higbe, P; Pee Wee Reese, SS (Reese was selected but was replaced by Frank McCormick of Philadelphia); Pete Reiser, OF; Dixie Walker, OF
1947: Ralph Branca, P; Bruce Edwards, C; Pee Wee Reese, SS (Reese replaced Eddie Miller of Cincinnati); Eddie Stanky, 2B; Dixie Walker, OF
1948: Leo Durocher, Mgr.; Ralph Branca, P; Pee Wee Reese, SS
1949: Burt Shotton, Cch.; Ralph Branca, P; Roy Campanella, C; Gil Hodges, 1B; Don Newcombe, P; Pee Wee Reese, SS; Jackie Robinson, 2B; Preacher Roe, P
1950: Burt Shotton, Mgr.; Roy Campanella, C; Gil Hodges, 1B; Don Newcombe, P; Pee Wee Reese, SS; Jackie Robinson, 2B; Preacher Roe, P; Duke Snider, OF
1951: Roy Campanella, C; Gil Hodges, 1B; Don Newcombe, P; Pee Wee Reese, SS; Jackie Robinson, 2B; Preacher Roe, P (Roe was selected but was replaced by Jim Hearn of New York); Duke Snider, OF
1953: Charles Dressen, Mgr.; Roy Campanella, C; Carl Furillo, OF; Gil

Hodges, 1B; Pee Wee Reese, SS; Jackie Robinson, 3B; Duke Snider, OF
1954: Walter Alston, Mgr.; Roy Campanella, C; Carl Erskine, P; Gil Hodges, 1B; Pee Wee Reese, SS; Jackie Robinson, OF; Duke Snider, OF
1955: Roy Campanella, C (Campanella was selected but was replaced by Stan Lopata of Philadelphia); Gil Hodges, 1B; Don Newcombe, P; Duke Snider, OF
1956: Walter Alston, Mgr.; Roy Campanella, C; Jim Gilliam, 2B; Clem Labine, P; Duke Snider, OF
1957: Walter Alston, Mgr.; Gino Cimoli, OF; Gil Hodges, 1B; Clem Labine, P
1959: Johnny Podres, P; John Roseboro, C
1959: (Game 1) Don Drysdale, P; Wally Moon, OF (Game 2) Don Drysdale, P; Jim Gilliam, 3B; Wally Moon, OF; Charlie Neal, 2B
1960: (Game 1 and 2) Walter Alston, Mgr.; Norm Larker, 1B; Charlie Neal, 2B; Johnny Podres, P; Stan Williams, P
1961: (Game 1) Sandy Koufax, P; John Roseboro, C; Maury Wills, SS (Game 2) Don Drysdale, P; Sandy Koufax, P; John Roseboro, C; Maury Wills, SS
1962: (Game 1) Tommy Davis, OF; Don Drysdale, P; Sandy Koufax, P; John Roseboro, C; Maury Wills, SS (Game 2) Tommy Davis, OF; Johnny Podres, P; John Roseboro, C; Maury Wills, SS
1963: Tommy Davis, OF; Don Drysdale, P; Sandy Koufax, P; Maury Wills, SS
1964: Walter Alston, Mgr.; Don Drysdale, P; Sandy Koufax, P
1965: Don Drysdale, P; Sandy Koufax, P; Maury Wills, SS
1966: Walter Alston, Mgr.; Sandy Koufax, P; Jim Lefebvre, 2B; Phil Regan, P; Maury Wills, SS
1967: Walter Alston, Mgr.; Don Drysdale, P; Claude Osteen, P
1968: Don Drysdale, P; Tom Haller, C
1969: Bill Singer, P
1970: Bill Grabarkewitz, SS; Claude Osteen, P
1971: Walter Alston, Cch.; Willie Davis, OF
1972: Don Sutton, P
1973: Jim Brewer, P; Willie Davis, OF; Manny Mota, OF; Claude Osteen, P; Bill Russell, SS (Russell replaced Dave Concepcion of Cincinnati); Don Sutton, P
1974: Ron Cey, 3B; Steve Garvey, 1B; Mike Marshall, P; Andy Messersmith, P; Jimmy Wynn, OF
1975: Walter Alston, Mgr.; Ron Cey, 3B;

Steve Garvey, 1B; Mike Marshall, P; Andy Messersmith, P; Don Sutton, P; Jimmy Wynn, OF
1976: Ron Cey, 3B; Steve Garvey, 1B; Rick Rhoden, P; Bill Russell, SS
1977: Tommy Lasorda, Cch.; Ron Cey, 3B; Steve Garvey, 1B; Don Sutton, P; Reggie Smith, OF
1978: Tommy Lasorda, Mgr.; Ron Cey, 3B; Steve Garvey, 1B; Tommy John, P; Davey Lopes, 2B; Rick Monday, OF; Reggie Smith, OF
1979: Tommy Lasorda, Mgr.; Ron Cey, 3B; Steve Garvey, 1B; Davey Lopes, 2B
1980: Steve Garvey, 1B; Davey Lopes, 2B; Jerry Reuss, P; Bill Russell, SS; Reggie Smith, OF; Bob Welch, P
1981: Dusty Baker, OF; Steve Garvey, 1B; Pedro Guerrero, OF; Burt Hooton, P; Davey Lopes, 2B; Fernando Valenzuela, P
1982: Tommy Lasorda, Mgr.; Dusty Baker, OF; Steve Howe, P; Steve Sax, 2B; Fernando Valenzuela, P
1983: Tommy Lasorda, Cch.; Pedro Guerrero, 3B; Steve Sax, 2B; Fernando Valenzuela, P
1984: Tommy Lasorda, Cch.; Mike Marshall, OF; Fernando Valenzuela, P
1985: Pedro Guerrero, OF; Fernando Valenzuela, P
1986: Tommy Lasorda, Cch.; Steve Sax, 2B; Fernando Valenzuela, P
1987: Pedro Guerrero, 3B; Orel Hershiser, P
1988: Orel Hershiser, P
1989: Tommy Lasorda, Mgr.; Orel Hershiser, P; Jay Howell, P; Willie Randolph, 2B; Mike Scioscia, C
1990: Ramon Martinez, P; Mike Scioscia, C
1991: Brett Butler, OF; Ramon Martinez, P; Mike Morgan, P; Eddie Murray, 1B; Juan Samuel, 2B; Darryl Strawberry, OF
1992: Mike Sharperson, 3B
1993: Mike Piazza, C; Tommy Lasorda, Cch.
1994: Mike Piazza, C
1995: Raul Mondesi, OF; Hideo Nomo, P; Jose Offerman, SS; Mike Piazza, C; Todd Worrell, P
1996: Mike Piazza, C; Todd Worrell, P
1997: Mike Piazza, C
1998: Gary Sheffield, OF; Jeff Shaw, P
1999: Gary Sheffield, OF
2000: Kevin Brown, P; Gary Sheffield, OF
2001: Chan Ho Park, P; Jeff Shaw, P

RAWLINGS GOLD GLOVE AWARD WINNERS

1957 Gil Hodges, 1B	1966 John Roseboro, C	1972 Willie Davis, OF	1977 Steve Garvey, 1B
1958 Gil Hodges, 1B	1967 Wes Parker, 1B	Wes Parker, 1B	1978 Davey Lopes, 2B
1959 Gil Hodges, 1B	1968 Wes Parker, 1B	1973 Willie Davis, OF	1981 Dusty Baker, OF
Charlie Neal, 2B	1969 Wes Parker, 1B	1974 Steve Garvey, 1B	1986 F. Valenzuela, P
1960 Wally Moon, OF	1970 Wes Parker, 1B	Andy Messersmith, P	1988 Orel Hershiser, P
1961 John Roseboro, C	1971 Wes Parker, 1B	1975 Steve Garvey, 1B	1995 Raul Mondesi, OF
Maury Wills, SS	Willie Davis, OF	Andy Messersmith, P	1997 Raul Mondesi, OF
1962 Maury Wills, SS		1976 Steve Garvey, 1B	1998 Charles Johnson, C

THE SPORTING NEWS AWARDS

N.L. Most Valuable Player

Dolph Camilli 1941

N.L. Player of the Year

Roy Campanella 1953
Duke Snider 1955
Maury Wills 1962

N.L. Pitcher of the Year

Preacher Roe 1951
Don Newcombe 1956
Don Drysdale 1962
Sandy Koufax 1963
Sandy Koufax 1964
Sandy Koufax 1965
Sandy Koufax 1966
Mike Marshall 1974
Fernando Valenzuela 1981
Orel Hershiser 1988

N.L. Fireman of the Year

Phil Regan 1966
Phil Regan 1968
Mike Marshall 1974

N.L. Rookie of the Year

Jackie Robinson 1947
Don Newcombe 1949
Joe Black 1952
Jim Gilliam 1953
Frank Howard 1960
Eric Karros 1992
Mike Piazza 1993
Raul Mondesi 1994

N.L. Rookie Pitcher of the Year

Don Sutton 1966
Rick Sutcliffe 1979
Fernando Valenzuela 1981
Tim Belcher 1988
Hideo Nomo 1995

Major League Player of the Year

Duke Snider 1955
Maury Wills and Don Drysdale 1962
Sandy Koufax 1963
Sandy Koufax 1965
Fernando Valenzuela 1981
Orel Hershiser 1988

Major League Manager of the Year

Leo Durocher 1939
Walter Alston 1955
Walter Alston 1959
Walter Alston 1963

N.L. Manager of the Year

Tommy Lasorda (tie) 1988

Major League Executive of the Year

Larry MacPhail 1939
Branch Rickey 1947
Walter O'Malley 1955
Buzze Bavasi 1959
Fred Claire 1988

Silver Slugger

Dusty Baker, Outfield 1980
Dusty Baker, Outfield 1981
Fernando Valenzuela, Pitcher 1981
Pedro Guerrero, Outfield 1982
Fernando Valenzuela, Pitcher 1983
Steve Sax, 2nd Base 1986
Kirk Gibson, Outfield 1988
Tim Leary, Pitcher 1988
Eddie Murray, First Base 1990
Mike Piazza, Catcher 1993
Orel Hershiser, Pitcher 1993
Mike Piazza, Catcher 1994
Mike Piazza, Catcher 1995
Eric Karros, First Base 1995
Mike Piazza, Catcher 1996
Mike Piazza, Catcher 1997

Major League All-Star Teams

Dazzy Vance, Pitcher 1925
Lefty O'Doul, Outfield 1932
Dolph Camilli, 1st Base 1941
Pete Reiser, Outfield 1941
Whit Wyatt, Pitcher 1941
Mickey Owen, Catcher 1942
Billy Herman, 2nd Base 1943
Dixie Walker, Outfield 1944
Goody Rosen, Outfield 1945
Ralph Branca, Pitcher 1947
Jackie Robinson, 2nd Base 1949
Roy Campanella, Catcher 1949
Jackie Robinson, 2nd Base 1950
Jackie Robinson, 2nd Base 1951
Roy Campanella, Catcher 1951
Preacher Roe, Pitcher 1951
Jackie Robinson, 2nd Base 1952
Pee Wee Reese, Shortstop 1953
Duke Snider, Outfield 1953
Carl Furillo, Outfield 1953

Major League All-Star Teams cont.

Roy Campanella, Catcher 1953
Duke Snider, Outfield 1954
Duke Snider, Outfield 1955
Roy Campanella, Catcher 1955
Don Newcombe, Pitcher 1955
Don Newcombe, Pitcher 1956

National League All-Star*

Maury Wills, Shortstop 1961
Maury Wills, Shortstop 1962
Tommy Davis, Outfield 1962
Don Drysdale, Pitcher 1962
Jim Gilliam, 2nd Base 1963
Tommy Davis, Outfield 1963
Sandy Koufax, Pitcher 1963
Sandy Koufax, Pitcher 1964
Maury Wills, Shortstop 1965
Sandy Koufax, Pitcher 1965
Sandy Koufax, Pitcher 1966
Willie Davis, Outfield 1971
Bill Russell, Shortstop 1973
Steve Garvey, 1st Base 1974
Jimmy Wynn, Outfield 1974
Andy Messersmith, Pitcher 1974
Steve Garvey, 1st Base 1975
Don Sutton, Pitcher 1976
Steve Garvey, 1st Base 1977
Steve Garvey, 1st Base 1978
Steve Garvey, 1st Base 1978
Davey Lopes, 2nd Base 1979
Dusty Baker, Outfield 1980
Pedro Guerrero, Outfield 1981
Fernando Valenzuela, Pitcher 1981
Pedro Guerrero, Outfield 1982
Steve Sax, 2nd Base 1986
Fernando Valenzuela, Pitcher 1986
Orel Hershiser, Pitcher 1988
Eddie Murray, 1st Base 1990
Mike Scioscia, Catcher 1990
Mike Piazza, Catcher 1993
Mike Piazza, Catcher 1994
Mike Piazza, Catcher 1995
Eric Karros, First Base 1995
Mike Piazza, Catcher 1996
Mike Piazza, Catcher 1997

*A NL and AL Team were selected beginning in 1961.

FANS WRITE IN GARVEY TO ALL-STAR GAME

In 1974, first baseman Steve Garvey became the only Dodger to be elected to the All-Star Game as a write-in candidate. Garvey's name didn't appear on the ballot at the beginning of the season, but a .338 batting average through May gained national attention. Garvey went 2-for-4 with a double and RBI in the National League's 7-2 victory over the American League at Pittsburgh's Three Rivers Stadium. Garvey was named All-Star Game MVP, an honor he would also win in 1978.

MAJOR LEAGUE BASEBALL AWARDS

N.L. Pitcher of the Month

Don Sutton	April 1975
Don Sutton	May 1975
Burt Hooton	August 1975
Burt Hooton	September 1975
Don Sutton	September 1976
Jerry Reuss	June 1980
Fernando Valenzuela	April 1981
Steve Howe	June 1982
Burt Hooton	June 1983
Rick Honeycutt	April 1984
Orel Hershiser	July 1984
Fernando Valenzuela	April 1985
Fernando Valenzuela	July 1985
Orel Hershiser	June 1987
Orel Hershiser	April 1988
Orel Hershiser	September 1988
Tim Lincecum	September 1989
Ramon Martinez	June 1990
Hideo Nomo	June 1995
Hideo Nomo	September 1996
Chan Ho Park	July 1998

#Starting in 1975 a position player and pitcher were selected

*Co-winner

N.L. Player of the Month

Don Drysdale	July 1959
Don Drysdale	July 1960
Sandy Koufax	June 1962
Frank Howard	July 1962
Don Drysdale	May 1968
Willie Davis	August 1969
Bill Singer	July 1970
Don Sutton	April 1972
Willie Crawford	May 1973
Tommy John	April 1974
Steve Garvey	September 1976
Ron Cey	April 1977
Rick Monday	April 1978
Dusty Baker	June 1980
Dusty Baker	July 1983
Pedro Guerrero	June 1985
Steve Sax	September 1986
Kal Daniels	September 1990
Brett Butler	July 1992
Mike Piazza	*May 1994
Mike Piazza	August 1995
Mike Piazza	July 1997
Mike Piazza	August 1997

N.L. Player of the Week

Ron Cey	May 14-20, 1973
Willie Crawford	May 21-27, 1973
Willie Davis	July 9-15, 1973
Tommy John	*April 22-28, 1974
Jimmy Wynn	May 6-12, 1974
Mike Marshall	June 17-23, 1974
Davey Lopes	Aug. 19-25, 1974
Andy Messersmith	Sept. 16-22, 1974
Burt Hooton and Don Sutton	Aug. 4-10, 1975
Andy Messersmith	Sept. 8-14, 1975
Steve Garvey	May 17-23, 1976
Reggie Smith	July 5-11, 1976
Doug Rau	July 19-25, 1976
Don Sutton	Sept. 20-26, 1976
Ron Cey	April 18-24, 1977
Steve Garvey	June 20-26, 1977
Tommy John	Aug. 8-14, 1977
Rick Monday	April 17-23, 1978
Steve Garvey	Aug. 14-20, 1978
Dusty Baker	May 22-28, 1979
Manny Mota	Aug. 27-Sept. 3, 1979
Don Sutton	April 21-27, 1980
Bob Welch	May 12-18, 1980
Jerry Reuss	June 23-29, 1980
F. Valenzuela	April 6-12, 1981
Ron Cey	May 11-17, 1981
F. Valenzuela	Aug. 31-Sep. 6, 1981
Jerry Reuss	June 14-20, 1982
Pedro Guerrero	*Aug. 23-29, 1982
Dusty Baker	Sept. 6-12, 1982
Dusty Baker	July 11-17, 1983
Mike Marshall	Sept. 5-11, 1983
Candy Maldonado	April 16-22, 1984
Orel Hershiser	July 9-15, 1984
Pedro Guerrero	June 10-16, 1985
Pedro Guerrero	July 22-28, 1985
Mike Marshall	Sept. 9-15, 1985
F. Valenzuela	Apr. 28-May 4, 1986
F. Valenzuela	May 19-25, 1986
Franklin Stubbs	July 14-20, 1986
Orel Hershiser	July 28-Aug. 3, 1986
Orel Hershiser	June 8-14, 1987
Alejandro Pena	Sept. 28-Oct. 4, 1987
Kal Daniels	April 4-10, 1988
Tim Lincecum	July 18-24, 1988
Orel Hershiser	Sept. 26-Oct. 2, 1988
Jose Gonzalez	June 26-July 2, 1989
Jay Howell	July 31-Aug. 6, 1989

Tim Belcher	Aug. 21-27, 1989
Darryl Strawberry	June 4-10, 1990
F. Valenzuela	June 25-July 1, 1990
Mike Morgan	June 17-23, 1991
Darryl Strawberry	Aug. 19-25, 1991
Tom Candiotti	April 13-19, 1992
Brett Butler	July 20-26, 1992
Eric Karros	July 27-Aug. 2, 1992
Kevin Gross	Aug. 17-23, 1992
Mike Piazza	April 26-May 2, 1993
Mike Piazza	June 14-20, 1993
Mike Piazza	Sept.-Oct. 3, 1993
Mike Piazza	May 16-22, 1994
Raul Mondesi	April 25-30, 1995
Mike Piazza	May 1-7, 1995
Hideo Nomo	June 19-25, 1995
Ramon Martinez	July 10-16, 1995
Eric Karros	July 24-30, 1995
Eric Karros	Aug. 7-13, 1995
Mike Piazza	Aug. 21-27, 1995
Hideo Nomo	April 8-14, 1996
Hideo Nomo	Sept. 16-22, 1996
Mike Piazza	Aug. 25-31, 1997
Mike Piazza	April 6-12, 1998
Mike Piazza	April 20-26, 1998
Raul Mondesi	June 29-July 5, 1998
Raul Mondesi	April 5-11, 1999
Eric Karros	Sept. 20-26, 1999
Gary Sheffield	June 12-18, 2000
Gary Sheffield	July 9-16, 2000
Adrian Beltre	Aug. 21-27, 2000
Chan Ho Park	Sept. 18-24, 2000
Gary Sheffield	April 9-15, 2001

Baseball Digest Rookie All-Stars (1971-99)

Ron Cey	1973
Davey Lopes	1973
Rick Sutcliffe	1979
Steve Howe	1980
Fernando Valenzuela	1981
Dave Stewart	1981
Steve Sax	1982
Tim Belcher	1988
Eric Karros	1992
Pedro Martinez	1993
Mike Piazza	1993
Raul Mondesi	1994
Hideo Nomo	1995
Todd Hollandsworth	1996

*Co-winner

BROOKLYN AND LOS ANGELES ALL-TIME ROSTER

Brooklyn, an incubator of baseball in the pre-Civil War era, had such strong clubs as the Atlantics, Eckfords and Excelsiors and didn't take to professional baseball until joining the American Association in 1884. The AA champs of 1889 had so many newbies on the roster they were known as the Bridegrooms. The club moved into the National League the following year and became dubbed the Trolley Dodgers because of the maze of street tracks in the borough. The name shortened to Dodgers and became permanent, although during the managerial tenure of Ned Hanlon (1899-1905) it was changed to Superbas, and in Wilbert Robinson's reign (1914-1931) the team was often referred to as the Robins. But the name Dodgers is associated with some of baseball's all-time greats.

A	
Aase, Don	1990
Abbey, Bert	1895-96
Abrams, Cal	1949-52
Adams, Terry	2000-01
Aderholt, Morrie	1944-45
Aguirre, Hank	1968
Ainsmith, Eddie	1923
Aitchison, Raleigh	1911, 14-15
Albosta, Ed	1941
Alcaraz, Luis	1967-68

Alexander, Doyle	1971
Allen, Dick	1971
Allen, Frank	1912-14
Allen, Horace	1919
Allen, Johnny	1941-43
Almada, Mel	1939
Alperman, Whitey J.	1906-09
Alvarez, Orlando	1973-75
Amelung, Ed	1984, 86
Amoros, Sandy	1952, 54-57, 59-60
Anderson, Dave	1983-89, 92

Anderson, Ferrell	1946
Anderson, John	1894-99
Andrews, Stan	1944-45
Ankenman, Pat	1943-44
Anthony, Eric	1997
Antonello, Bill	1953
Appleton, Ed	1915-16
Archer, Jimmy	1918
Arnold, Jamie	1999-00
Ashby, Andy	2001
Ashley, Billy	1992-97
Aspromonte, Bob	1956, 60-61

Astacio, Pedro	1992-97
Auerbach, Rick	1974-76
Aven, Bruce	2000-01

B

Babb, Charlie	1904-05
Babich, Johnny	1934-35
Bailey, Bob	1967-68
Bailey, Gene	1923-24
Bailey, Sweetbreads	1921
Bailor, Bob	1984-85
Baird, Doug	1919-20
Baker, Dusty	1976-83

Baker, Tom	1935-37	Bream, Sid	1983-85	Cassidy, Pete	1899	Daily, Con	1891-95
Baldwin, James	2001	Breeding, Marve	1963	Castillo, Robert	1977-81, 85	Daley, Jud	1911-12
Baldwin, Lady	1890	Brennan, Tom	1985	Castro, Juan	1995-99	Dalton, Jack	1910, 14
Ballou, Win	1929	Brennan, William	1988	Catterson, Tom	1908-09	Daly, Tom	1890-96, 98-1901
Bancroft, Dave	1928-29	Bressler, Rube	1928-31	Cedeno, Cesar	1986	Daniel, Jake	1937
Bankhead, Dan	1947, 50-51	Brett, Ken	1979	Cedeno, Roger	1995-98	Daniels, Kal	1989-92
Banks, Willie	1995	Brewer, Jim	1964-75	Cey, Ron	1971-82	Dantonio, Fats	1944-45
Banta, Jack	1947-50	Brewer, Tony	1984	Chandler, Ed	1947	Dapper, Cliff	1942
Barber, Turner	1923	Bridges, Rocky	1951-52	Chapman, Ben	1944-45	Darnell, Bob	1954, 56
Barbieri, Jim	1966	Brock, Greg	1982-86	Chapman, Glenn	1934	Darwin, Bob	1969, 71
Barger, Cy	1910-12	Broderick, Matt	1903	Checo, Robinson	1999	Daub, Dan	1893-97
Barkley, Red	1943	Brooks, Hubie	1990	Cheney, Larry	1915-19	Daubert, Jake	1910-18
Barnes, Brian	1994	Brooks, Jerry	1993	Chervinko, Paul	1937-38	Davalillo, Vic	1977-80
Barnes, Jesse	1926-27	Brouthers, Dan	1892-93	Chipman, Bob	1941-44	Davidson, Bill	1910-11
Barney, Rex	1943, 46-50	Brown, Eddie	1924-25	Christensen, McKay	2001-	Davis, Butch	1991
Barr, Bob	1935	Brown, Elmer	1913-15	Christopher, Mike	1991	Davis, Curt	1940-46
Barrett, Bob	1925, 27	Brown, John	1897	Churn, Chuck	1959	Davis, Eric	1992-93
Barrios, Manuel	1998	Brown, Kevin	1999-	Cimoli, Gino	1956-58	Davis, Lefty	1901
Bartley, Boyd	1943	Brown, Lindsay	1937	Cisar, George	1937	Davis, Mike	1988-89
Bashang, Al	1918	Brown, Lloyd	1925	Clabaugh, Moose	1926	Davis, Otis	1946
Basinski, Eddie	1944-45	Brown, Mace	1941	Clancy, Bud	1932	Davis, Ron	1987
Batch, Emil	1904-07	Brown, Tommy	1944-45, 47-51	Clark, Bob	1890	Davis, Tommy	1959-66
Baxes, Jim	1959	Browne, George	1911	Clark, Dave	1996	Davis, Willie	1960-73
Bean, Billy	1989	Browning, Pete	1894	Clark, Watty	1927-37	Day, Pea Ridge	1931
Beck, Boom-Boom	1933-34	Brubaker, Bruce	1967	Clement, Wally	1909	Deal, Lindsay	1939
Beck, Erv	1899	Brumfield, Jacob	1999	Clontz, Brad	1998	Dean, Tommy	1967
Beckwith, Joe	1979-83, 86	Brunson, Will	1998	Cohen, Alda	1931-32	DeBerry, Hank	1922-30
Behrman, Hank	1946-48	Bruske, Jim	1995-96, '98	Colavito, Rocky	1968	Decatur, Art	1922-25
Belanger, Mark	1982	Bryant, Ralph	1985-87	Collins, Bill	1913	Dede, Artie	1916
Belardi, Wayne	1950-51, 53-54	Bucher, Jim	1934-37	Collins, Hub	1890-92	Dedeaux, Raoul	1935
Belcher, Tim	1987-91	Buckner, Bill	1969-76	Collum, Jackie	1957-58	Deisel, Pat	1902
Bell, George	1907-11	Buker, Cy	1945	Connors, Chuck	1949	DeJesus, Ivan	1974-76
Beltre, Adrian	1998-	Bunning, Jim	1969	Cook, Dennis	1990-91	Dell, Wheezer	1915-17
Benge, Ray	1933-35	Burch, Al	1907-11	Cookson, Brent	1999	Delmas, Bert	1933
Bentzinger, Todd	1992	Burdock, Jack	1891	Coombs, Jack	1915-18	Demeter, Don	1956, 58-61
Berg, Moe	1923	Burk, Sandy	1910-12	Cooney, Johnny	1935-37, 43-44	DeMontreville, Gene	1900
Bergen, Bill	1904-11	Burke, Glenn	1976-78	Cora, Alex	1998-	Dempsey, Rick	1988-90
Berres, Ray	1934, 36	Burns, Oyster	1890-95	Corbett, Claude	1945	Dent, Eddie	1909, 11-12
Berroa, Geronimo	2000	Burrell, Buster	1895-97	Corcoran, Tommy	1892-96	DeShields, Delino	1994-96
Bessent, Don	1955-58	Burriett, Larry	1962	Corgan, Chuck	1925, 27	DeSilva, John	1993
Bilko, Steve	1958	Busch, Mike	1995-97	Corkhill, Pop	1890	Dessau, Rube	1910
Billingham, Jack	1968	Bushong, Doc	1890	Corriden, John	1946	Devereaux, Mike	1987-88, 98
Birkofer, Ralph	1937	Butcher, Max	1936-38	Coscarat, Pete	1938-41	Diaz, Carlos	1984-86
Birrer, Babe	1958	Butler, Brett	1991-97	Coulson, Bob	1910-11	Dickerman, Leo	1923-24
Bissonette, Del	1928-31, 33	Butler, John	1906-07	Counsell, Craig	1999	Dietz, Dick	1972
Black, Joe	1952-55	Butler, Johnny	1926-27	Covington, Wes	1966	Dillon, Pop	1904
Blanco, Henry	1997-98	C		Cox, Billy	1948-54	Doak, Bill	1924, 27-28
Bliethen, Clarence	1929	Cabell, Enos	1985-86	Cox, Dick	1925-26	Dobbs, John	1903-05
Blowers, Mike	1996	Cadore, Leon	1915-23	Crabble, George	1910	Dockins, George	1947
Blue, Lu	1933	Caldwell, Bruce	1932	Craig, Roger	1955-61	Dolan, Cozy	1901-02
Bocachica, Hiram	2000-	Callahan, Leo	1913	Crane, Cannonball	1893	Donnels, Chris	2000-01
Bochtler, Doug	1999	Calmus, Dick	1963	Crane, Sam	1922	Donovan, Patsy	1890, 1906-07
Boehler, George	1926	Camilli, Dolph	1938-43	Crawford, Willie	1964-75	Donovan, Wild Bill	1899-1902
Bogar, Tim	2001	Camilli, Doug	1960-64	Crews, Tim	1987-92	Doolan, Mickey	1918
Bohanon, Brian	1998	Campanella, Roy	1948-57	Crocker, Claude	1944-45	Doscher, Jack	1903-06
Bohne, Sammy	1926	Campanis, Alex	1943	Cromer, Tripp	1997-99	Douglas, John	1945
Bolling, John	1944	Campanis, Jim	1966-68	Cronin, John	1895, 1904	Douglas, Phil	1915
Bonilla, Bobby	1998	Campbell, Gilly	1938	Cross, Lave	1900	Dowd, Snooks	1926
Bonner, Frank	1896	Canavan, Jimmy	1897	Crouch, Bill	1939	Downey, Red	1909
Boone, Ike	1930-32	Candelaria, John	1991-92	Crow, Don	1982	Downing, Al	1921-77
Borbon, Pedro	1999	Candiotti, Tom	1992-97	Cruz, Henry	1975-76	Downs, Carl	1912
Bordagaray, Frenchy	1935-36, 42-45	Cannizzaro, Chris	1972-73	Cuccinello, Tony	1932-35	Doyle, Carl	1939-40
Borkowski, Bob	1955	Cantrell, Guy	1925-27	Cullenbine, Roy	1940	Doyle, Jack	1903-04
Bournigal, Rafael	1992-95	Cantwell, Ben	1937	Cullop, Nick	1929	Drake, Solly	1959
Boyer, Ken	1968-69	Carey, Andy	1962	Culver, George	1973	Drake, Tom	1941
Boyle, Buzz	1933-35	Carey, Max	1926-29	Cummings, John	1995-96	Dreifort, Darren	1994-
Brack, Gib	1937-38	Carleton, Tex	1940	Curtis, Chad	1996	Drysdale, Don	1956-69
Bradley, Mark	1981-82	Carrara, Giovanni	2001-	Curtis, Cliff	1912-13	Dudley, Clise	1929-30
Bradshaw, Joe	1929	Carroll, Ownie	1933-34	Gutshaw, George	1912-17	Duffie, John	1967
Bragan, Bobby	1943-44, 47-48	Carsey, Kid	1901	Cuyler, Kiki	1938	Duncan, Mariano	1985-87, 89
Branca, Ralph	1944-53, 56	Carter, Gary	1991	D		Dunn, Jack	1897-1900
Brandt, Ed	1936	Caruthers, Bob	1890-91	Daal, Omar	1993-95	Dunn, Joe	1908-09
Branson, Jeff	2000-01	Casey, Doc	1899-1900, 06-07	Dahlen, Bill	1899-1903, 10-11	Durham, Bull	1904
		Casey, Hugh	1939-42, 46-48	Dahlgren, Babe	1942	Durning, Dick	1917-18

Durocher, Leo 1938-41, 43, 45
Durrett, Red 1944-45

E

Earle, Billy 1894
Earnshaw, George 1935-36
Eason, Mal 1905-06
Eays, Eddie 1921
Eckhardt, Ox 1936
Edwards, Bruce 1946-51
Edwards, Hank 1951
Egan, Dick J. 1914-15
Egan, Dick W. 1967
Ehrhardt, Rube 1924-28
Eischen, Joe 1995-96
Eisenreich, Jim 1998
Eisenstat, Harry 1935-37
Elberfeld, Kid 1914
Ellingsen, Bruce 1972
Elliott, Jumbo 1925, 27-30
Elliott, Rowdy 1920
Elster, Kevin 2000
Elston, Don 1957
Ely, Bones 1891
English, Gil 1944
English, Woody 1937-38
Enzmann, Johnny 1914
Epperly, Al 1950
Erskine, Carl 1948-59
Ervin, Tex 1910-14
Espy, Cecil 1983
Essegian, Chuck 1959-60
Esterbrook, Dude 1891
Evans, Red 1939
Evans, Roy 1902-03

F

Fabrique, Bunny 1916-17
Fairey, Jim 1968, 73
Fairly, Ron 1958-69
Fallon, George 1937
Farmer, Alex 1908
Farrell, Dick 1961
Farrell, Duke 1899-1902
Faulkner, Jim 1930
Felix, Gus 1926-27
Ferguson, Alex 1929
Ferguson, Joe 1970-76, 78-81
Fernandez, Chico 1956
Fernandez, Sid 1983
Ferrara, Al 1963, 65-68
Ferrell, Wes 1940
Fette, Lou 1940
Fetters, Mike 2000-01
Fewster, Chick 1926-27
Fimple, Jack 1983-84, 86
Finlayson, Pembroke 1908-09
Finn, Mickey 1930-32
Fischer, Bill 1913-14
Fischer, Jeff. 1989-90
Fisher, Bob 1912-13
Fisher, Chauncey 1897
Fitzsimmons, Freddie 1937-43
Fitzsimmons, Tom 1919
Fletcher, Darrin 1989-90
Fletcher, Sam 1909
Flood, Tim 1902-03
Flowers, Jake 1927-31, 33
Flowers, Wes 1940, 44
Fonville, Chad 1995-97
Ford, Hod 1925
Forster, Terry 1978-82
Foster, Alan 1967-70
Fournier, Jack 1923-26
Foutz, Dave 1890-96
Fowler, Art 1959

Frankhouse, Fred 1936-38
Franklin, Jack 1944
Franks, Herman 1940-41
Frederick, Johnny 1929-34
Freigau, Howard 1928
French, Larry 1941-42
French, Ray 1923
Frey, Lonny 1933-36
Frias, Pepe 1980-81
Fuchs, Charlie 1944
Fuller, Nig 1902
Furillo, Carl 1946-60

G

Gabrielson, Len 1967-70
Gaddy, John 1938
Gagne, Eric 1999-
Gagne, Greg 1996-97
Galan, Augie 1941-46
Gallagher, Joe 1940
Gallivan, Phil 1931
Galvez, Balvino 1986
Garcia, Karim 1995-97
Garman, Mike 1977-78
Garner, Phil 1987
Garvey, Steve 1969-82
Garvin, Ned 1902-04
Gaston, Welcome 1898-99
Gastright, Hank 1894
Gatins, Frank 1901
Gautreaux, Sid 1936-37
Gentile, Jim 1957-58
George, Greek 1938
Geraghty, Ben 1936
Gessler, Doc 1903-06
Getz, Gus 1914-16
Giallombardo, Bob 1958
Gibson, Kirk 1988-90
Gilbert, Charlie 1940
Gilbert, Pete 1894
Gilbert, Shawn 2000
Gilbert, Wally 1928-31
Gillenwater, Carden 1943
Gilliam, Jim 1953-66
Gionfriddo, Al 1947
Giuliani, Tony 1940-41
Gleason, Roy 1963
Glossop, Al 1943
Gochmaur, John 1901
Golden, Jim 1960-61
Goltz, Dave 1980-82
Gonzalez, Jose 1985-91
Gooch, Johnny 1928-29
Goodson, Ed 1976-77
Goodwin, Tom 1991-93, 2000-
Gordonier, Ray 1921-22
Gorecki, Rick 1997
Gott, Jim 1990-94
Grabarkewitz, Bill 1969-72
Graham, Jack 1946
Grant, Jim 1968
Gray, Dick 1958-59
Green, Harvey 1935
Green, Shawn 2000-
Greene, Nelson 1924-25
Greenfield, Kent 1929
Gregg, Hal 1943-47
Griffin, Alfredo 1988-91
Griffin, Mike 1891-98
Griffith, Bart 1922-23
Griffith, Derrell 1963-66
Griffith, Tommy 1919-25
Grim, John 1895-99
Grimes, Burleigh 1918-26
Griner, Dan 1918

Grissom, Lee 1940-41
Grissom, Marquis ... 2001-
Gross, Kevin 1991-94
Gross, Kip 1992-93
Grota, Jerry 1977-78, 81
Grudzielanek, Mark ... 1998-
Guerrero, Pedro 1978-88
Guerrero, Wilton 1996-98
Gulbert, Brad 1978
Gumbert, Ad 1895-96
Guthrie, Mark 1995-98
Gwynn, Chris 1987-91, 94-95

H

Haas, Bert 1937-38
Haddock, George 1892-93
Hale, Chip 1997
Hale, John 1974-77
Hall, Bill 1913
Hall, Bob 1905
Hall, Darren 1996-98
Hall, Johnny 1948
Haller, Tom 1968-71
Hallman, Bill 1898
Hamilton, Jeff. 1986-91
Hamlin, Luke 1937-41
Hamric, Bert 1955
Hanifin, Pat 1897
Hannahs, Gerald 1978-79
Hansell, Greg 1995
Hansen, Dave. 1989-96, 99-
Hansford, F. C. 1898
Hargreaves, Charlie 1923-28
Harkey, Mike 1997
Harkness, Tim 1961-62
Harper, George 1896
Harper, Harry 1923
Harris, Bill 1957, 59
Harris, Joe 1928
Harris, Lenny 1989-93
Hart, Bill F. 1892
Hart, Bill W. 1943-45
Hartje, Chris 1939
Hartley, Mike 1989-91
Hassett, Buddy 1936-38
Hatcher, Mickey 1979-80, 87-90
Hartfield, Gil 1893
Hathaway, Ray 1945
Hatten, Joe 1946-51
Haughey, Chris 1943
Haugstad, Phil 1947-48, 1951
Havens, Brad 1987-88
Hayworth, Ray 1938-39, 44-45
Head, Ed 1940, 42-44, 46
Hearne, Hugh 1901-03
Hechinger, Mike 1913
Heep, Danny 1987-88
Hehl, Jake 1918
Heimach, Fred 1930-33
Heitmann, Henry 1918
Hemming, George 1891
Hendrick, Harvey 1927-31
Henion, Lafayette 1919
Henley, Weldon 1907
Henline, Butch 1927-29
Henry, Dutch 1923-24
Henshaw, Roy 1937
Herges, Matt 1999-
Herman, Babe 1926-31, 45
Herman, Billy 1941-43, 46
Herrmann, Marty 1918
Hermanski, Gene 1943, 46-51
Hernandez, Carlos 1990-96
Hernandez, Enzo 1978
Herring, Art 1934, 44-46

Hershiser, Orel. 1983-94, 00
Heydeman, Greg 1973
Hiatt, Phil. 2001-
Hickman, Dave J. 1916-19
Hickman, Jim 1967
Higbee, Kirby 1941-43, 46-47
Higgins, Bob 1911-12
High, Andy 1922-25
Hildebrand, George 1902
Hill, Still Bill 1899
Hilligass, Shawn 1987-88
Hines, Hunkey 1895
Hoak, Don 1954-55
Hockett, Chris 1938-39
Hodges, Gil 1943, 47-61
Hoffman, Glenn 1987
Hogg, Bert 1934
Hollandsworth, Todd 1995-00
Hollingsworth, Al 1939
Hollingsworth, Bonnie 1924
Hollins, Damon 1998
Holmes, Darren 1990
Holmes, Jim 1908
Holmes, Tommy 1952
Holton, Brian 1985-88
Honeycutt, Rick 1983-87
Hood, Wally 1920-22
Hooton, Burt 1975-84
Hopkins, Gall 1974
Hopp, Johnny 1949
Hopper, Lefty 1898
Horton, Elmer 1898
Horton, Ricky 1988-89
Hough, Charles 1970-80
Householder, Ed 1903
Howard, Frank 1958-64
Howard, Thomas 1998
Howe, Steve 1980-85
Howell, Dixie 1953, 55-56
Howell, Harry 1898, 1900
Howell, Jay 1988-92
Howell, Ken 1984-88
Hoyt, Waite 1932, 37-38
Hubbard, Trinidad 1998-99
Hubbell, Bill 1925
Huckaby, Ken 1996-97
Hudson, Johnny 1936-40
Hudson, Rex 1974
Huff, Mike 1989
Hug, Ed 1903
Hughes, Jim J. 1899, 1901-02
Hughes, Jim R. 1952-56
Hughes, Mickey 1890
Hummel, John 1905-15
Humphrey, Al 1911
Hundley, Todd 1999-00
Hungling, Bernie. 1922-23
Hunt, Ron 1967
Hunter, George 1909-10
Hunter, Willard 1962
Hurley, Pat 1907
Hutcheson, Joe 1933
Hutchinson, Ira 1939
Hutton, Roy 1925
Hutton, Tom 1966, 69

I

Ingram, Garey 1994, '97
Inks, Bert 1891-92
Irwin, Charlie 1901-02

J

Jacklitsch, Fred 1903-04
Jackson, Randy 1956-58
Jacobson, Merwin. 1926-27
James, Cleo 1968

Janvrin, Hal 1921-22
 Jarvis, Roy 1944
 Javier, Stan 1990-92
 Jeffcoat, George 1936-37, 39
 Jenkins, Jack 1969
 Jennings, Hughie 1899-1900, 03
 John, Tommy 1972-78
 Johnson, Brian 2001
 Johnson, Charles 1998
 Johnson, Lou 1965-67
 Johnston, Fred Ivy 1924
 Johnston, Jimmy 1916-25
 Johnstone, Jay 1980-82, 85
 Jones, Art 1932
 Jones, Binky 1924
 Jones, Fieldler 1896-1900
 Jones, Oscar 1903-05
 Jordan, Dutch 1903-04
 Jordan, Jimmy 1933-36
 Jordan, Tim 1906-10
 Jorgensen, Spider 1947-50
 Joshua, Von 1969-71, 73-74, 79
 Joyce, Bill 1892
 Judd, Mike 1997-2000
 Judge, Joe 1933

K

Kampouris, Alex 1941-43
Karos, Eric 1991-
 Karst, John 1915
 Keeler, "Wae" Willie 1893,
 1899-1902
 Kehn, Chet 1942
 Kekich, Mike 1965, 68
 Kelleher, John 1916
 Kellert, Frank 1955
 Kelley, Joe 1899-1901
 Kelly, George 1932
 Kelly, Roberto 1995
 Kennedy, Bob 1957
 Kennedy, Brickyard 1892-1901
 Kennedy, John 1965-66
 Kent, Maury 1912-13
 Kilduff, Pete 1919-21
 Kimball, Newt 1940-43
 King, Clyde 1944-45, 47-48,
 51-52
 Kinslow, Tom 1891-94
 Kipp, Fred 1957-59
 Kirby, Wayne 1996-97
 Kirkpatrick, Enos 1912-13
 Kitson, Frank 1900-02
 Klippstein, John 1958-59
 Klugman, Joe 1924
 Klump, Elmer 1937
 Knetzer, Elmer 1909-12
 Knolls, Hub 1906
 Koch, Barney 1944
 Koenecke, Len 1934-35
 Konerko, Paul 1997-98
 Konethy, Ed 1919-21
 Korwan, Jim 1894
 Kosco, Andy 1969-70
 Koufax, Sandy 1955-66
 Koukalik, Joe 1904
 Koupal, Lou 1928-29
 Koy, Ernie 1938-40
 Kress, Charlie 1954
 Krueger, Bill 1987-88
 Krueger, Ernie 1917-21
Kreuter, Chad 2000-
 Kruger, Abe 1908
 Kubenka, Jeff 1998-99
 Kustus, Joe 1909

L

Labine, Clem 1950-60
 LaChance, Candy 1893-98
 Lacy, Lee 1972-78
 LaGrow, Lerrin 1979
 Lamanske, Frank 1935
 Lamar, Bill 1920-21
 LaMaster, Wayne 1938
 Lamb, Ray 1969-70
 Landestoy, Rafael 1977, 83-84
 Landreaux, Ken 1981-87
 Landrum, Joe 1950, 52
 Landrum, Tito 1987
 Lankford, Frank 1998
 Larker, Norm 1958-61
 Lary, Lyn 1939
 Lasorda, Tom 1954-55
 Latimer, Tacks 1902
 Lavagetto, Cookie 1937-41,
 46-47
 Law, Rudy 1978, 80
 Lazzeri, Tony 1939
 Leard, Bill 1917
 Leary, Tim 1987-89
 Lee, Bob 1967
 Lee, Hal 1930
 Lee, Leron 1975-76
 Lefebvre, Jim 1965-72
 Lehman, Ken 1952, 56-57
 LeJeune, Larry 1911
 LeJohn, Don 1965
 Lembo, Steve 1950, 52
 Lennox, Ed 1909-10
 Leonard, Dutch 1933-36
 Leonard, Jeffrey 1977
 Leslie, Sam 1933-35
 Lewallyn, Dennis 1975-79
 Lewis, Darren 1997
 Lewis, Phil 1905-08
 Leyritz, Jim 2000
 Lillis, Bob 1958-61
 Lindsey, Jim 1937
 Lindstrom, Fred 1936
 Liriano, Nelson 1997
 Livingston, Mickay 1951

Lo Duca, Paul 1998-
 Loes, Billy 1950, 52-56
 Loftus, Dick 1924-25
 Logan, Bob 1935
 Lohman, Bill 1943-44
 Lombardi, Emie 1931
 Lombardi, Vic 1945-47
 Long, Tom 1924
 Lopes, Davey 1972-81
 Lopez, Al 1928, 30-35
 Lopez, Luis 1990
 Loudenslager, Charlie 1904
 Lovett, Tom 1890-91, 93
 Lucas, Ray 1933-34
 Lucid, Con 1894-95
 Luke, Matt 1998
 Lumley, Harry 1904-10
 Lund, Don 1945, 47-48
 Luque, Dolf 1930-31
 Lyons, Barry 1990-91
 Lytle, Jim 1976

M

MacGamwell, Ed 1905
 Macon, Max 1940, 42-43
 Maddux, Mike 1990, 1999
 Madlock, Bill 1985-87
 Magee, Lee 1919
 Maglie, Sal 1956-57

Magoon, George 1898
 Mails, Duster 1915-16
 Malay, Charlie 1905
 Maldonado, Candy 1981-85
 Malinosky, Tony 1937
 Mallette, Mal 1950
 Malone, Lew 1917, 19
 Maloney, Billy 1906-08
 Maloney, Sean 1998
 Mamma, Al 1918-23
 Marcuso, Gus 1940
 Manuel, Charlie 1974-75
 Manush, Heinie 1937-38
 Maranville, Rabbit 1926
 Manichal, Juan 1975
 Marquard, Rube 1915-20
 Marrero, Oreste 1996
 Marriott, Bill 1926-27
 Marrow, Buck 1937-38
 Marshall, Doc 1909
 Marshall, Mike A. 1981-89
 Marshall, Mike G. 1974-76
 Martin, Morrie 1949
 Martinez, Jesus 1996
 Martinez, Pedro 1992-93
 Martinez, Ramon 1988-98
 Martinez, Teddy 1977-79
 Masaoka, Onan 1999-2000
 Mattingly, Earl 1931
 Matuszek, Len 1985-87
 Mauch, Gene 1944, 48
 Maul, Al 1899
 Mauriello, Ralph 1958
 Mauro, Carmen 1953
 McBean, Alvin 1969-70
 McCabe, Bill 1920
 McCann, Gene 1901-02
 McCarren, Bill 1923
 McCarthy, Jack 1906-07
 McCarthy, Johnny 1934-35
 McCarthy, Tommy 1896
 McCarty, Lew 1913-16
 McCormick, Mike J. 1904
 McCormick, Mike W. 1949
 McCreedie, Judge 1903
 McCreery, Tom 1901-03
 McDermott, Terry 1972
 McDevitt, Danny 1957-60
 McDougal, John 1895
 McDowell, Roger 1991-94
 McElveen, Pryor 1909-11
 McFarlan, Dan 1899
 McFarland, Chappie 1906
 McGann, Dan 1899
 McGinnity, Joe 1900
 McGlothlin, Pat 1949-50
 McGraw, Bob 1925-27
 McGuire, Deacon 1899-1901
 McIntyre, Harry 1905-09
 McJames, Doc 1899, 1901
 McKenna, Kit 1898
 McLane, Ed 1907
 McLish, Cal 1944, 46
 McMahan, Sadie 1897
 McMakin, John 1902
 McManus, Frank 1903
 McMichael, Greg 1998
 McMillan, Tommy 1908-10
 McMullen, Ken 1962-64, 73-75
 McWeeny, Doug 1926-29
 Medwick, Joe 1940-43, 46
 Melhuse, Adam 2000
 Melton, Rube 1943-44, 46-47

Mercado, Orlando 1987
 Merkle, Fred 1916-17
 Messersmith, Andy 1973-75, 79
 Metcalfe, Mike 1998, 2000
 Meusel, Insh 1927
 Meyer, Benny 1913
 Meyer, Lee 1909
 Meyer, Russ 1953-55
 Meyers, Chief 1916-17
 Michael, Gene 1967
 Mickens, Glenn 1953
 Mikkelsen, Pete 1969-72
 Miksis, Eddie 1944, 46-51
 Miles, Don 1958
 Miljus, Johnny 1917, 20-21
 Miller, Bob 1963-67
 Miller, Fred 1910
 Miller, Hack 1916
 Miller, John 1969
 Miller, Larry 1964
 Miller, Lemmie 1984-85
 Miller, Otto 1910-22
 Miller, Ralph 1898
 Miller, Rod 1957
 Miller, Trevor 2000
 Miller, Walt 1911
 Millies, Wally 1934
 Milliken, Bob 1953-54
 Mills, Alan 1999-00
 Mills, Buster 1935
 Minner, Paul 1946, 48-49
 Mitchell, Bobby 1980-81
 Mitchell, Clarence 1918-22
 Mitchell, Dale 1956
 Mitchell, Fred 1904-05
 Mitchell, Johnny 1924-25
 Mlick, Dave 1998-99
 Moeller, Joe 1962, 64, 66-71
 Mohart, George 1920-21
 Monday, Rick 1977-84
 Mondesi, Raul 1993-99
 Moon, Wally 1959-65
 Moore, Cy 1929-32
 Moore, Dee 1943
 Moore, Eddie 1929-30
 Moore, Gary 1970
 Moore, Gene 1939-40
 Moore, Randy 1936-37
 Moore, Ray 1952-53
 Morales, Jose 1982-84
 Moran, Herbie 1912-13
 Morgan, Bobby 1950, 52-53
 Morgan, Eddie 1937
 Morgan, Mike 1989-91
 Morrison, Johnny 1929-30
 Moryn, Walt 1954-55
 Moss, Ray 1926-31
 Mossor, Earl 1951
 Mota, Manny 1969-80, 82
 Moulder, Glen 1946
 Mowe, Ray 1913
 Mowrey, Mike 1916-17
Mulholland, Terry 2001-
 Mullen, Billy 1923
 Mulvey, Joe 1895
 Mungo, Van Lingle 1931-41
 Munns, Les 1934-35
 Munoz, Mike 1989-90
 Munoz, Noe 1995
 Murch, Simmy 1908
 Murphy, Rob 1995
 Murray, Eddie 1989-91, 97

HISTORY & RECORDS

Murray, Jim 1922
Myers, Hy 1909, 11, 14-22

N

Nahem, Sam 1938
Naylor, Earl 1946
Neal, Charlie 1956-61
Negray, Ron 1952, 58
Neidlinger, Jim 1990
Neis, Bernie 1920-24
Nelson, Rocky 1952, 56
Nen, Dick 1963
Newcombe, Don 1949-51, 54-58
Newsom, Bobo 1929-30, 42-43
Newton, Doc 1901-02
Nichols, Rod 1993
Niedenfurter, Tom 1981-87
Nicholas, Otho 1945
Nixon, Al 1915-16, 18
Nixon, Otis 1997
Nomo, Hideo 1995-98
Nops, Jerry 1900
Noren, Irv 1960
Norman, Fred 1970
North, Bill 1978
Northen, Hub 1911-12
Nunez, Jose A. 2001

O

Oates, Johnny 1977-79
O'Brien, Bob 1971
O'Brien, Darby 1890-92
O'Brien, John 1891
Ock, Whitey 1935
O'Doul, Lefty 1931-33
Oeschger, Joe 1925
Offerman, Jose 1990-95
Ojeda, Bob 1991-92
Oliver, Al 1985
Oliver, Nate 1963-67
Olmo, Luis 1943-45, 49
Olson, Gregg 2000-01
Olson, Irv 1915-24
O'Mara, Ollie 1914-16, 18-19
O'Neil, Mickey 1926
Onis, Curly 1935
Orango, Joe 1943

Orosco, Jesse 1988, 2001-
O'Rourke, Frank 1917-18
Orta, Jorge 1982
Ortega, Phil 1960-64
Osborne, Tiny 1924-25
Osgood, Charlie 1944
Osteen, Claude 1965-73
Ostermueller, Fritz 1943-44
Osuna, Al 1994
Osuna, Antonio 1995-2000
Outen, Chick 1933
Owen, Mickey 1941-45
Owens, Red 1905

P

Paciorek, Tom 1970-75
Padgett, Don 1946
Pafko, Andy 1951-52
Pala, Phil 1934
Palica, Erv 1945, 47-51, 53-54
Palmquist, Ed 1960-61
Park, Chan Ho 1994-2001
Parker, Rick 1995
Parker, Wes 1964-72
Parks, Art 1937, 39
Parra, Jose 1995
Partridge, Jay 1927-28
Pascual, Camilo 1970

Pasley, Kevin 1974, 76-77
Pastorius, Jim 1906-09
Pattee, Harry 1908
Patterson, Dave 1979
Pattison, Jimmy 1929
Payne, Harley 1896-98
Peacock, Johnny 1945
Peck, Hal 1943
Pederson, Stu 1985
Pena, Alejandro 1981-89
Peña, Angel 1998-2000
Pena, Jose 1970-72
Perconte, Jack 1980-81
Perez, Carlos 1998-2000
Perkins, Charlie 1934
Perranoski, Ron 1961-67, 72
Perry, Pat 1990
Peterson, Jim 1937
Petty, Jesse 1925-28
Pfeffer, Jeff 1913-21
Pfister, George 1941
Pfund, Lee 1945
Pheps, Babe 1935-41
Pheps, Ed 1912-13
Pheps, Ray 1930-32
Piazza, Mike 1992-98
Picinich, Val 1929-33
Pignatano, Joe 1957-60
Pinckney, George 1890-91
Pipgras, Ed 1932
Plitt, Norman 1918, 27
Podbielan, Bud 1949-52
Podres, Johnny 1953-55, 57-66
Poffenberger, Boots 1939
Pally, Nick 1937
Poole, Ed 1904
Poole, Jim 1990
Popovich, Paul 1968-69
Posedel, Bill 1938
Post, Sam 1922
Potter, Dykes 1938
Pounds, Bill 1903
Powell, Boog 1977
Powell, Dennis 1985-86
Powell, Paul Ray 1973, 75
Power, Ted 1981-82
Pressnell, Tot 1938-40
Prince, Tom 1994-98
Prokopec, Luke 2000-01
Purdin, John 1964-65, 68-69
Pye, Eddie 1994-95

Q

Quinn, Jack 1931-32

R

Rachunok, Steve 1940
Rackley, Marv 1947-49
Radinsky, Scott 1996-98
Radtke, Jack 1936
Ragan, Pat 1911-15
Rakow, Ed 1960
Ramazzotti, Bob 1946, 48-49
Ramsdell, Willie 1947-48, 50
Ramsey, Mike Jeffrey 1985
Ramsey, Mike James 1987
Randolph, Willie 1989-90
Rath, Gary 1998
Rau, Doug 1972-79
Rautzhan, Lance 1977-79
Reardon, Phil 1906
Reboulet, Jeff 2001-
Redmond, Harry 1909
Reed, Howie 1964-66
Reed, Jody 1993

Reese, Pee Wee 1940-42, 46-58
Regan, Phil 1966-68
Reidy, Bill 1899, 1903-04
Reis, Bobby 1931-32, 35
Reiser, Pete 1940-42, 46-48
Reising, Doc 1904-05
Repulski, Rip 1959-60
Reulbach, Ed 1913-14
Reuss, Jerry 1979-87
Reyes, Al 2000-01
Reyes, Dennis 1997-98
Reyes, Gilberto 1983-85, 87-88
Reynolds, R.J. 1983-85
Rhiel, Billy 1929
Rhoden, Rick 1974-78
Richards, Paul 1932
Richardson, Danny 1893
Richard, Pete 1962-64, 72-73
Riconda, Harry 1928
Riggert, Joe 1914
Riggs, Adam 1997
Riggs, Lew 1941-42, 46
Ripple, Jimmy 1939-40
Ritter, Lou 1902-08
Rivera, German 1983-84
Rizzo, Johnny 1942
Roberts, Jim 1924-25
Robertson, Dick 1918
Robinson, Earl 1958
Robinson, Frank 1972
Robinson, Jackie 1947-56
Robles, Sergio 1976
Rochelli, Lou 1944
Rodas, Rich 1983-84
Rodriguez, Ellie 1976
Rodriguez, Felix 1995-96
Rodriguez, Henry 1992-95
Roe, Preacher 1948-54
Roebuck, Ed 1955-58, 60-63
Roenicke, Ron 1981-83
Roettger, Oscar 1927
Rogers, Lee 1938
Rogers, Packy 1938
Rojas, Mel 1999
Rojek, Stan 1942, 46-47
Romano, Jim 1950
Romo, Vicente 1968, 82
Roseboro, Johnny 1957-67
Rosen, Goody 1937-39, 44-46
Rosenfeld, Max 1931-33
Ross, Don 1940
Rowe, Ken 1963
Rowe, Schoolboy 1942
Roy, Jean Pierre 1946
Roy, Luther 1929
Royster, Jerry 1973-75
Rucker, Nap 1907-16
Rudolph, Ernie 1945
Ruether, Dutch 1921-24
Rush, Andy 1925
Russell, Bill 1969-86
Russell, Jim 1950-51
Russell, John 1917-18
Rutherford, Johnny 1952
Ryan, Jack 1911
Ryan, John 1898
Ryan, Rosy 1933

S

Samuel, Juan 1990-92
Sandlock, Mike 1945-46
Sanford, Chance 1999
Santangelo, F.P. 2000
Savage, Jack 1987

Savage, Ted 1968
Sax, Dave 1982-83
Sax, Steve 1981-88
Sayles, Bill 1943
Scanlan, Bill 1904-07, 09-11
Schardt, Bill 1911-12
Scheer, Al 1913
Schliebner, Dutch 1923
Schmidt, Ray 1918-22
Schmidt, Henry 1903
Schmitz, Johnny 1951-52
Schmutz, Charlie 1914-15
Schneiber, Frank 1910
Schofield, Dick 1966-67
Schofield Jr., Dick 1995
Schott, Gene 1939
Schreiber, Paul 1922-23
Schultz, Howie 1943-47
Schultz, Joe 1915
Schupp, Ferdie 1921
Scioscia, Mike 1980-92
Scott, Dick 1963
Seañez, Rudy 1994-95
Seafare, Ray 1989-90
Seats, Tom 1945
Sebring, Jimmy 1909
See, Larry 1986
Sells, Dave 1975
Sexauer, Elmer 1948
Shanahan, Greg 1973-74
Sharpton, Mike 1987-93
Sharrott, George 1983-94
Shaute, Joe 1931-33
Shaw, Jeff 1998-01
Shea, Merv 1938
Sheckard, Jimmy 1897-98, 1900-05
Sheehan, Jack 1920-21
Sheehan, Tommy 1908
Sheffield, Gary 1998
Shelby, John 1987-90
Sheridan, Red 1918, 20
Sherrlock, Vince 1935
Sherry, Larry 1958-63
Sherry, Norm 1959-62
Shindle, Bill 1894-98
Shibley, Craig 1986-87
Shirley, Bart 1964, 66, 68
Shirley, Steve 1982
Shock, George 1893-97
Shriver, Harry 1922-23
Shuba, George 1948-50, 52-55
Siebert, Dick 1932, 36
Simpson, Joe 1975-78
Sims, Duke 1971-72
Singer, Bill 1964-72
Singleton, Fred 1938-39
Sizemore, Ted 1969-70, 76
Skaff, Frank 1935
Skowron, Bill 1963
Slade, Gordon 1930-32
Sloat, Dwain 1948
Smith, "Broadway" 1897-00
Smith, Charley 1960-61
Smith, Dick 1965
Smith, George 1918, 23
Smith, Germany 1890, 97
Smith, Greg 1991
Smith, Hap 1910
Smith, Jack 1962-63
Smith, Nate 1962
Smith, Red 1911-14
Smith, Reggie 1976-81

Smith, Sherry 1915-17, 19-22
 Smith, Tony 1910-11
 Smyres, Clancy 1944
 Smyth, Red 1915-17
 Snythe, Harry 1934
 Snider, Duke 1947-62
 Snyder, Cory 1993-94
 Snyder, Gene 1959
 Snyder, Jack 1917
 Solomon, Eddie 1973-75
 Sommerville, Andy 1894
 Sosa, Elias 1976-77
 Sothorn, Denny 1931
 Spencer, Daryl 1961-63
 Spencer, Roy 1937-38
 Spooner, Karl 1954-55
 Springer, Dennis 2001
 Stack, Eddie 1912-13
 Stainback, Tuck 1938-39
 Stallings, George 1890
 Standaert, Jerry 1925-26
 Stanhouse, Don 1980
 Stanky, Eddie 1944-47
 Stark, Dolly 1910-12
 Statz, Jigger 1927-28
 Steele, Bill 1914
 Steele, Elmer 1911
 Steelman, Farmer 1900-01
 Stein, Ed 1892-96, 98
 Stengel, Casey 1912-17
 Stephenson, Jerry 1970
 Stevens, Ed 1945-47
 Stewart, Dave 1978, 81-83
 Stewart, Stuffy 1923
 Stinson, Bob 1969-70
 Stock, Milt 1924-26
 Stovey, Harry 1893
 Strahler, Mike 1970-72
 Strang, Sammy 1903-04
 Strawberry, Darryl 1991-93
 Stricklett, Elmer 1905-07
 Stripp, Joe 1932-37
 Stryker, Dutch 1926
 Stuart, Dick 1966
 Stubbs, Franklin 1984-89
 Sudakis, Bill 1968-71
 Sukeforth, Clyde 1932-34, 45
 Sullivan, Billy 1942
 Sunkel, Tom 1944
 Sutcliffe, Rick 1976, 78-81
 Sutton, Don 1966-80, 88
 Swift, Bill 1941

T

Tarnulis, Vito 1938-41
 Tapani, Kevin 1995
 Tatum, Tommy 1941, 47
 Taveras, Alex 1982-83
 Taylor, Danny 1932-36
 Taylor, Harry 1946-48
 Taylor, Zack 1920-25, 35
 Teed, Dick 1953
 Templeton, Chuck 1955-56
 Tepsic, Joe 1946
 Terry, Adonis 1890-91
 Terwilliger, Wayne 1951
 Thatcher, Grant 1903-04
 Thielman, Henry 1903
 Thomas, Derrel 1979-83
 Thomas, Fay 1932
 Thomas, Ray 1938
 Thomasson, Gary 1979-80
 Thompson, Don 1951, 53-54
 Thompson, Fresco 1931-32

Thompson, Milt 1996
 Thompson, Tim 1954
 Thormahlen, Hank 1925
 Thurston, Sloppy 1930-33
 Tierney, Cotton 1925
 Tischinski, Tom 1973
 Todd, Al 1939
 Tooley, Bert 1911-12
 Torborg, Jeff 1964-70
 Tracewski, Dick 1962-65
 Traxler, Brian 1990
 Treadway, George 1894-95
 Treadway, Jeff 1994-95
 Tremark, Nick 1934-36
 Tremper, Overton 1927-28
 Trevino, Alex 1986-87
 Trliceck, Rick 1993
Trombley, Mike 2001-
 Tucker, Tommy 1898
 Tudor, John 1988-89
 Tyson, Ty 1928

U

Underwood, Fred 1894

V

Vail, Mike 1984
 Valdes, Ismael 1994-99, 2000
 Valdes, Rene 1957
 Valentine, Bobby 1969, 71-72
 Valenzuela, Fernando 1980-90
 Valle, Hector 1965
 Valo, Elmer 1957-58
 Van Buren, Deacon 1904
 Vance, Dazzy 1922-32, 35
 Vance, Sandy 1970-71
 Van Cuyk, Chris 1950-52
 Van Cuyk, Johnny 1947-49
 Van de Berg, Ed 1986
 Vaughan, Arky 1942-43, 47-48
 Versailles, Zoilo 1968
 Vickers, Rube 1903
 Viccaino, Jose 1989-90, 98-00
 Vosmik, Joe 1940-41

W

Wachtel, Paul 1917
 Wade, Ben 1952-54
 Wagner, Butts 1898
 Walker, Dixie 1939-47
 Walker, Mysterious 1913
 Walker, Rube 1951-58
 Wall, Joe 1902
 Wall, Stan 1974-77
 Walls, Lee 1962-64
 Wallach, Tim 1993-96
 Walsh, Dave 1990
 Walton, Danny 1976
 Wanser, Lloyd 1944
 Wanser, Paul 1941, 1943-44
 Ward, Chuck 1918-22
 Ward, John "Monte" 1891-92
 Ward, Preston 1948
 Ward, Rube 1902
 Warner, Jack 1929-31
 Warren, Tommy 1944
 Warwick, Carl 1961
 Wasdell, Jimmy 1940-41
 Washington, Ron 1977
 Watkins, George 1936
 Wayne, Gary 1994
 Weaver, Eric 1998
 Webb, Hank 1977
 Webber, Les 1942-46
 Webster, Mitch 1991-95
 Weiss, Gary 1980-81

Welch, Bob 1978-87
 Wellman, Brad 1987
 Wells, John 1944
 Wells, Terry 1990
 Werhas, John 1964-65, 67
 West, Max 1928-29
 Wetteland, John 1989-91
 Weyhing, Gus 1900
 Wheat, Mack 1915-19
 Wheat, Zack 1909-26
 Wheeler, Ed 1902
 White, Bill 1945
 White, Devon 1999-2000
 White, Larry 1983-84
 White, Myron 1978
 Whitfield, Terry 1984-86
 Whiting, Jesse 1906-07
 Whitman, Dick 1946-49
 Whitted, Possum 1922
 Wick, Kemp 1941
 Wilhelm, Hoyt 1971-72
 Wilhelm, Kaiser 1908-10
 Wilkins, Larry 1999
 Willhite, Nick 1963-66
 Williams, Dick 1951-54, 56
Williams, Jeff 1999-
 Williams, Leon 1926
 Williams, Reggie 1985-87
 Williams, Reggie 1995
 Williams, Stan 1958-62
 Williams, Todd 1995
 Williams, Woody 1938
 Wills, Maury 1959-66, 69-72
 Wilson, Eddie 1936-37
 Wilson, Hack 1932-34
 Wilson, Robert 1958
 Wilson, Steve 1991-93
 Wilson, Tex 1924
 Windhorn, Gordon 1961
 Winford, Jim 1998
 Winham, Lave 1902
 Winsett, Tom 1936-38
 Winston, Hank 1936
 Witt, Whitey 1926
 Wojey, Pete 1954
 Woodson, Tracy 1987-89
 Worrell, Todd 1993-97
 Wright, Clarence 1901
 Wright, Glenn 1929-33
 Wright, Ricky 1982-83
 Wngley, Zeke 1899
 Wurm, Frank 1944
 Wyatt, Whit 1939-44
 Wynn, Jimmy 1974-75

Y

Yale, Ad 1905
 Yarrison, Rube 1924
 Yeager, Joe 1898-1900
 Yeager, Steve 1972-85
 Yingling, Earl 1912-13
 Young, Eric 1992, 97-99
 Young, Matt 1987

Z

Zachary, Chink 1944
 Zachary, Tom 1934-36
 Zachry, Pat 1983-84
 Zahn, Geoff 1973-75
 Zeile, Todd 1997-98
 Zimmerman, Don 1954-59, 63
 Zimmerman, Bill 1915
 Zimmerman, Eddie 1911

MANAGERS

Alston, Walter 1954-76
 Barnie, Billy 1897-98
 Carey, Max 1932-33
 Dahlen, Bill 1910-13
 Donovan, Patsy 1906-08
 Drossen, Chuck 1951-53
 Durocher, Leo 1939-46, 48
 Ebbets, Charles 1898
 Foutz, Dave 1893-96
 Griffin, Mike 1898
 Grimes, Burleigh 1937-38
 Hanlon, Ned 1899-1905
 Hoffman, Glenn 1998
 Johnson, Davey 1999-00
 Lasorda, Tom 1977-96
 Lumley, Harry 1909
 McGunigle, Bill 1890
 Robinson, Wilbert 1914-31
 Russell, Bill 1996-98
 Shotton, Burt 1947-50
 Stengel, Casey 1934-36
 Sukeforth, Clyde 1947
Tracy, Jim 2001-
 Ward, John "Monte" 1891-92

COACHES (L.A. only)

Adams, Red 1969-80
 Amalfitano, Joey 1983-98
 Basgall, Monty 1973-86
 Becker, Joe 1958-64
 Beringer, Carroll 1967-72
 Bragan, Bobby 1960
 Bryant, Clay 1961
Clark, Jack 2001-
Colborn, Jim 2001-
 Cresse, Mark 1974-98
 Dempsey, Rick 1999-00
 Down, Rick 1999-00
 Drossen, Charlie 1958-59
 Durocher, Leo 1961-64
 Ferguson, Joe 1988-94
 Gilliam, Jim 1965-78
 Gomez, Preston 1965-67,
 1977-79
 Gregson, Glenn 1998
 Hartsfield, Roy 1969-72
 Hines, Ben 1985-86,
 1988-93
Hoffman, Glenn 1999-
 Hough, Charlie 1998-99
 Lasorda, Tommy 1973-76
 Lefebvre, Jim 1978-79
Lett, Jim 2001-
Mota, Manny 1980-
 Mulleavy, Greg 1958-60,
 1962-64
 Osteen, Claude 1999-00
 Ozark, Danny 1965-72,
 1980-82
 Perranoski, Ron 1981-94
 Phillips, Lefty 1965-68
 Reese, Pee Wee 1959
 Reiser, Pete 1960-64
Riggleman, Jim 2001-
 Roenicke, Ron 1992-93
 Russell, Bill 1987-91,
 1994-96
Shelby, John 1998-
 Smith, Reggie 1994-98
Tracy, Jim 1999-00
 Walker, Dixie 1970-74
 Walker, Rube 1958
 Wallace, Dave 1995-97



NATIONAL BASEBALL HALL OF FAME AND MUSEUM

25 Main Street, Cooperstown, New York 13326
 Phone: (607) 547-7200 Fax: (607) 547-2044
 Public Relations: (607) 547-0215
 e-mail address: info@baseballhalloffame.org
 Web site: baseballhalloffame.org

Summer Hours: Memorial Day Weekend - Labor Day Weekend: 9 a.m. to 9 p.m.
Off-Season Hours: 9 a.m. to 5 p.m.
Holiday Closings: Thanksgiving Day, Christmas Day, and New Year's Day

DIRECTORY: Jane Forbes Clark (Chairman), Joe Morgan (Vice Chairman), Dale Petroskey (President), Bill Haase (Senior Vice President), Ted Spencer (Vice President, Chief Curator), Jeff Idelson (Vice President, Communications & Education), Jim Gates (Librarian), Tim Wiles (Director of Research), Scot Mondore (Manager, Museum Programs), Jackie Brown (Communications Associate)

2002 HALL OF FAME WEEKEND

Induction Ceremony: Sunday, July 28 1:30 PM, Clark Sports Center
 Hall of Fame Game: Monday, July 29 2:00 PM, Doubleday Field

HALL OF FAME ROAD TRIP

The Hall of Fame begins its first-ever national tour, when *Baseball As America* opens at the American Museum of Natural History (NY) on March 16. The exhibit will run through August 18 and then travel to the Natural History Museum of Los Angeles County from September 21, 2002 through January 5, 2003.

An estimated four to five million people will see the exhibit, which will travel to eight more nationally renowned museums over the next three years, including: Field Museum of Natural History in Chicago, the Cincinnati Museum Center, Florida International Museum in St. Petersburg, FL; National Museum of Natural History, Smithsonian Institution in Washington, DC; and the Missouri Historical Society in St. Louis. Three more cities will be named later this year. Visit the tour Web site, baseballasamerica.org, for complete details.

Just like the Hall of Fame experience in Cooperstown, *Baseball As America* is a national celebration of America's romance with baseball. It represents the richness of baseball as the American pastime and celebrates enduring American values – freedom, patriotism, opportunity and ingenuity. The exhibition provides a revealing, inspiring, humorous and dramatic perspective on America's Game and so doing, fosters a new appreciation for baseball, but of our national character.

NOTABLE DODGER ARTIFACTS AT THE HALL

- Cornerstone from Ebbets Field.
- Glove used by Hall of Fame pitcher Burleigh Grimes.
- Silver humidifier presented to Hall of Famer Pee Wee Reese in 1948 for his selection to the All-Star team.
- Movie lobby cards promoting the movie, *The Jackie Robinson Story*.
- Balls from each of Hall of Famer Sandy Koufax' four no-hitters.
- Bat used by Manny Mota to collect pinch-hit #145, setting a new Major League career record in 1982.
- Home run ball hit by Ron Cey to set record for most RBI in the month of April.
- Ball from Fernando Valenzuela's no-hitter, June 29, 1990.
- 1996 Tommy Lasorda game-worn jersey.
- Baseball from Hideo Nomo's no-hitter, September 17, 1996.
- Dave Hansen's bat used to hit his major league record seventh pinch-hit home run in one season on September 12, 2000.

A LOOK AHEAD TO 2003

Ballots for the 2003 Hall of Fame/BBWAA election will be distributed to BBWAA members in early December with results from the voting scheduled to be announced in early January of 2003. A partial list of first-year candidates for Hall of Fame/BBWAA election include: Eddie Murray, Ryne Sandberg, Lee Smith, and Fernando Valenzuela. Notable upcoming candidates for Hall of Fame election to have worn Los Angeles Dodgers uniforms include: Murray and Valenzuela (2003), Juan Samuel (2004), Tom Candiotti (2005), Orel Hershiser (2006), and, Eric Davis and Stan Javier (2007).

THE INSIDE NEWS FROM COOPERSTOWN

If you have an interest in receiving *Around The Horn*, the monthly media newsletter of the Hall of Fame, please send an e-mail to jjedelson@baseballhalloffame.org. Indicate if you would like it sent by e-mail or fax.

If you would like to receive interesting stories and timely news items direct from the Hall of Fame and get the inside track on the latest happenings in Cooperstown, sign up for *Inside Pitch*. There's no cost to receive our weekly electronic newsletter in your e-mail box at home or work and it's easy to enroll. Just log on to baseballhalloffame.org.

RESEARCH ASSISTANCE

The Hall of Fame is pleased to provide assistance in baseball research and members of the media are encouraged to utilize this valuable baseball resource whenever necessary, by calling the Public Relations department at (607) 547-0215, or the Library Reference desk at (607) 547-0330.

DODGER HALL OF FAMERS

Players	Years with Dodgers	Inducted	Players	Years with Dodgers	Inducted
Bancroft, Dave	1928-29	1971	Manush, Heinie	1937-38	1964
Brouthers, Dan	1892-93	1945	Maranville, "Rabbit"	1926	1954
Bunning, Jim	1969	1996	Marichal, Juan	1975	1983
Campanella, Roy	1948-57	1969	Marquard, Rube	1915-20	1971
Carey, Max*	1926-29	1961	McCarthy, Thomas	1896	1946
Cuyler, "Kiki"	1938	1968	McGinnity, Joe†	1900	1946
Drysdale, Don	1956-69	1984	Medwick, Joe	1940-43, '46	1968
Durocher, Leo*†	1938-41, '43, '45	1994	Reese, Pee Wee†	1940-42, '46-58	1984
Grimes, Burleigh*	1918-26	1964	Robinson, Frank	1972	1982
Herman, Billy**	1941-43, '46	1975	Robinson, Jackie	1947-56	1962
Hoyt, Waite	1932, '37-38	1969	Snider, Duke	1947-62	1980
Jennings, Hughie	1899-1900, '03	1945	Stengel, Casey*†	1912-17	1966
Keeler, "Wee" Willie	1893, 1899-1902	1939	Sutton, Don	1966-80, '88	1998
Kelley, Joe†	1899-1901	1971	Vance, Dazzy	1922-32, '35	1955
Kelly, George	1932	1973	Vaughan, Arky	1942-43, '47-48	1985
Koufax, Sandy	1955-66	1972	Waner, Lloyd	1944	1967
Lazzeri, Tony	1939	1991	Waner, Paul	1941, '43-44	1952
Lindstrom, Fred	1936	1976	Ward, John M.*	1891-92	1964
Lombardi, Ernie	1931	1986	Wheat, Zack	1909-26	1959
Lopez, Al	1928, '30-35	1977	Wilhelm, Hoyt	1971-72	1985
			Wilson, Hack	1932-34	1979

*Was also a Dodger manager †Was also a Dodger coach

Managers/Coaches/Scouts

Alston, Walter	1954-76	1983	Lyons, Ted	1954	1955
Hanlon, Ned	1899-1905	1996	Robinson, Wilbert**	1914-31	1945
Lasorda, Tommy	1977-96	1997	Ruth, Babe	1938	1936
			Sisler, George	1943, '46-50	1939

**Also served as club president from 1925-29

Executives

MacPhail, Larry	1938-42	1978	Rickey, Branch	1942-50	1967
-----------------	---------	------	----------------	---------	------

Broadcasters

Barber, Red	1939-53	1978	Jarrin, Jaime	1959-present	1998
Harwell, Ernie	1948-49	1981	Scully, Vin	1950-present	1982

DODGER RETIRED NUMBERS

**PEE WEE REESE**

1

UNIFORM NUMBER RETIRED - July 1, 1984

Harold "Pee Wee" Reese played 16 seasons at shortstop for the Dodgers (1940-42, 1946-58) and was a member of seven Brooklyn Dodgers' pennant-winning teams, including the World Championship club of 1955. A 10-time National League all-star, Reese appeared in more games at shortstop (2,014) than any player in franchise history and is also the Dodgers' all-time leader in runs scored (1,338) and walks (1,210). His leadership qualities were recognized by Manager Walter Alston, who appointed "The Little Colonel" as team captain. Reese was inducted into the Baseball Hall of Fame in 1984.

**TOMMY LASORDA**

2

UNIFORM NUMBER RETIRED - August 15, 1997

Tommy Lasorda had a tough act to follow when he succeeded future Hall of Famer Walter Alston as Dodger manager. But like Alston, Lasorda proceeded to enjoy a lengthy and highly successful tenure at the helm. Piloting the Dodgers for 20 seasons from 1977-96, the enthusiastic skipper racked up 1,599 wins to rank 13th on the all-time Major League managerial list, guiding his teams to two World Championships (1981 and 1988), four National League pennants and eight division titles. The former Brooklyn Dodger pitcher was inducted to the Baseball Hall of Fame in 1997.

**DUKE SNIDER**

4

UNIFORM NUMBER RETIRED - July 6, 1980

The "Duke of Flatbush" was among the game's most feared hitters during his 16 seasons with the Brooklyn and Los Angeles Dodgers (1947-62), playing on a pair of World Championship teams (1955 and 1959) and in six World Series overall. The seven-time all-star center fielder ranks as the franchise's career leader in home runs (389) and runs batted in (1,271) and during the 1950s, he topped all Major Leaguers with 326 homers and 1,031 RBI. Snider hit four home runs in both the 1952 and 1955 World Series and he holds the Brooklyn Dodger single-season mark of 43 homers, which he clubbed in 1956. He was inducted into the Baseball Hall of Fame in 1980.

**JIM GILLIAM**

19

UNIFORM NUMBER RETIRED - October 10, 1978

"Junior" Gilliam played his entire 14-year Major League career in a Dodger uniform, both in Brooklyn and Los Angeles, contributing to four World Championship clubs (1955, 1959, 1963 and 1965) and seven pennant-winners overall. From 1953-66, he appeared in 1,976 games and played second base, third base and the outfield. In 1953, he was selected as National League Rookie of the Year. Following his playing career, he served as a Dodger coach until his untimely death prior to the start of the 1978 World Series, at which time his number was retired and the Dodgers wore a commemorative patch on their sleeve.

DODGER RETIRED NUMBERS (CONTINUED)

**DON SUTTON**

#20

UNIFORM NUMBER RETIRED - August 14, 1998

The durable right-hander spent 16 of his 23 Major League seasons with the Dodgers and more than made his mark in team history, ranking as the franchise all-time leader in wins (233), games pitched (550), innings pitched (3,814), strikeouts (2,696) and shutouts (52). A four-time all-star, he pitched in three World Series (1974, 1977 and 1978) while with the Dodgers, led the National League in shutouts with nine in 1972, was the NL ERA leader at 2.21 in 1980 and a 21-game winner in 1976. Sutton, who finished his big league career with 324 wins and 3,574 strikeouts, was enshrined in the Baseball Hall of Fame in 1998.

**WALTER ALSTON**

#24

UNIFORM NUMBER RETIRED - June 5, 1977

Walter Emmons Alston was a virtual unknown when he took over the helm of the Brooklyn Dodgers in 1954, but he became well-known in a hurry. Guiding his team to 92 wins in his debut season, the quiet leader followed that by piloting the 1955 Dodgers to 98 victories and their first World Championship in franchise history. Alston went on to lead the Dodgers to six more NL pennants and three more World Series titles (1959, 1963 and 1965) in a 23-year career in which he tallied 2,040 victories to place sixth on the all-time managerial wins list. His 3,658 total games rank eighth all-time. Alston was inducted into the Baseball Hall of Fame in 1983.

**SANDY KOUFAX**

#32

UNIFORM NUMBER RETIRED - June 4, 1972

Among the most dominating pitchers in the game's history, the left-hander won 165 games and compiled 2,396 strikeouts in 2,324.1 innings with 40 shutouts in his 12-year Dodger career (1955-66). A three-time Cy Young Award winner and the National League MVP in 1963, Koufax was also World Series MVP in both 1963 and 1965, when he hurled a pair of shutouts. He led the NL in ERA five straight seasons from 1962-66, was the strikeouts leader four times and was tops in wins on three occasions with totals of 27, 26 and 25. In addition, Koufax pitched an NL-record four no-hitters, including a perfect game in 1965, and set the NL single-season mark with 382 strikeouts in 1965. He was inducted into the Baseball Hall of Fame in 1972.

**ROY CAMPANELLA**

#39

UNIFORM NUMBER RETIRED - June 4, 1972

In 10 seasons with the Brooklyn Dodgers (1948-57), "Campy" was a force both at the plate and behind the plate. The catcher played on five pennant-winning clubs, including the World Champions of 1955. That season, the eight-time all-star became a three-time National League Most Valuable Player award winner after collecting 32 home runs and 107 RBI. He also garnered MVP honors in 1951 and 1953, when he led the league with a Brooklyn-record 142 RBI to go with a career-high 41 home runs. Campanella, whose career was cut short due to a tragic automobile accident which left him paralyzed, was inducted into the Baseball Hall of Fame in 1969.

DODGER RETIRED NUMBERS (CONTINUED)

**JACKIE ROBINSON****#42****UNIFORM NUMBER RETIRED** - June 4, 1972

Jack Roosevelt Robinson made a historic entrance into Major League Baseball in 1947 as the first African-American player in the history of the game. His outstanding debut season netted him the inaugural Rookie of the Year award, which now bears his name, and spring-boarded him to a stellar 10-season career in which he was part of six Brooklyn Dodger pennant-winners, among them the World Championship club of 1955. In 1949, the six-time all-star won the National League batting title (.342) en route to earning MVP honors. Robinson, a first baseman as a rookie, starred as a second baseman for the next five seasons, before moving on to third base and the outfield. He was inducted into the Baseball Hall of Fame in 1962.

**DON DRYSDALE****#53****UNIFORM NUMBER RETIRED** - July 1, 1984

One of the game's fiercest competitors, the hard-throwing right-hander pitched 14 seasons (1956-69) for the Brooklyn and Los Angeles Dodgers, ranking second on the franchise career list in wins (209), games pitched (518), strikeouts (2,486), innings pitched (3,432.1) and shutouts (49). The National League strikeout leader in 1959 and 1960, "Big D" earned the league's Cy Young Award in 1962, when he won 25 and topped the league in strikeouts for a third time. A member of three World Championship clubs (1959, 1963 and 1965) and two other pennant-winners (1956 and 1966), Drysdale set a then-Major League record in 1968, tossing 58-2/3 consecutive scoreless innings, including a record six straight shutouts. He gained induction into the Baseball Hall of Fame in 1984.

LOS ANGELES DODGERS 20/20 CLUB

There have been six players that have hit at least 20 home runs and stolen at least 20 bases in the same season.

Player	Year	HR	SB
Shawn Green	2001	49	20
Shawn Green	2000	24	24
Raul Mondesi	1999	33	36
Raul Mondesi	1997	30	32
Raul Mondesi	1995	26	27
Kirk Gibson	1988	25	31
Pedro Guerrero	1983	32	23
Pedro Guerrero	1982	32	22
Davey Lopes	1979	28	44
Willie Davis	1962	21	32

Chronological History of the

Dodgers

1890s

Brooklyn's debut into the National League in 1890 began on a positive note as the team nicknamed the "Bridegrooms" won the championship with an 86-43 record. It was the first of 21 National League pennants that the Dodgers would win during the next 100 years.

The moniker "Bridegrooms" was attached to Manager William "Gunner" McGinnigle's 1890 ballclub because seven of the players got married around the same time in 1888. Despite the success of the Bridegrooms, McGinnigle didn't last past the initial year and the team paraded through six different managers before the end of the decade. The skippers included John Montgomery Ward (1891-92), Dave Foutz (1893-96), William Barnie (1897-98), Mike Griffin (1898), Charles H. Ebbets (1898) and Ned Hanlon (1899-1905).

The term "Trolley Dodgers" was attached to the Brooklyn ballclub due to the complex maze of trolley cars that weaved its way through the borough of Brooklyn. The name was then shortened to just "Dodgers." During the 1890s, other popular nicknames were Ward's Wonders, Foutz's Fillies and Hanlon's Superbas.

Baseball was not new to Brooklyn, which had fielded a team as early as 1849. Charles Byrne, president of the Brooklyn club which started in the Interstate League and moved into the American Association, built Washington Park on the approximate site where George Washington's Continental Army had fought the battle of Long Island. The Dodgers of 1890 transferred to the National League from the American Association, where they had won the 1889 pennant.

Under Hanlon, who joined the Dodgers from Baltimore, the team brought stars to Brooklyn including "Wee" Willie Keeler, Hughie Jennings and Joe Kelley. Sportswriters dubbed the team "Hanlon's Superbas" because of a popular Broadway troupe of the same name. Brooklyn won the 1899 title under Hanlon, the first of two consecutive pennant winners.

Brooklyn-born Keeler, famous for saying "I hit 'em where they ain't," had great bat control and was an adroit bunter. He compiled a .345 career batting average, fifth best all-time in baseball. The 5-foot-4 Hall of Famer had a league-leading 140 runs scored in 1899. First decade stars also included pitcher William "Brickyard" Kennedy, who won 176 games; pitcher Tom Lovett, who won 30 games in 1890 (the only Dodger pitcher to record 30 wins in one season); outfielder Tommy "Oyster" Burns, who batted .300 from 1890-95 and led the league with 128 RBI in 1890; Mike Griffin, who batted over .300 in an eight-year period (1891-98) before managing; first baseman Dan Brothers, who was the club's first batting champion with a .335 average in 1892; shortstop Tommy Corcoran, who batted .300 with 173 hits in 1894; and first baseman Candy LaChance, who hit .290 for six seasons (1893-98).



1890 Dodgers



Turn-of-the-century Dodgers

In 1901, Brooklyn slipped to third place and managed a second-place finish in 1902. In Hanlon's final season in 1905, they hit rock bottom with an eighth-place finish, 56 1/2 games behind New York. In 1903, Jimmy Sheckard became Brooklyn's first home run champion, as he led the league with nine home runs and stole 67 bases to tie for the league lead.

One of the most exciting stars of the period was pitcher "Nap" Rucker, dubbed "Napoleon" by Grantland Rice. He played on the same South Atlantic League (Class C) team as Ty Cobb, which was considered the best club ever assembled at that level. The left-hander won 15, 17 and 13 games in his first three seasons with the Dodgers and wound up pitching in the 1916 World Series during his final season.

1900s

The turn of the century was marked by the Dodgers' second consecutive pennant-winning team (82 wins) under Manager Ned Hanlon. In 1900, the league was pared from 12 teams to eight, with Baltimore, Cleveland, Louisville and Washington dropping out. Baltimore transplant McGinnity, nicknamed "Iron Man" because of his ability to pitch both ends of a doubleheader, was 29-9 for the ballclub and once won five games in six days.

Beginning in 1901, the newly-formed American League began taking shape, luring top-notch talent from the National League. With a "raided" roster, Hanlon watched the Brooklyn foundation crack. Stars like McGinnity departed, as did Keeler, Jones, Kelley, Tom Daly and "Wild" Bill Donovan. It would not be until 1916 that the Dodgers would again be perched above their National League competition.

Zack Wheat was another Dodger great to emerge in the last year of the decade and would eventually play in more games (2,322) than any other Dodger.

The ownership of the ballclub was in a state of flux, as Charles Ebbets had become a 24-year employee of the original triumvirate of owners – Charles Byrne, Joseph Doyle and Ferdinand Abell. Ebbets, who toiled at almost every aspect of baseball management – from selling peanuts, scorecards and tickets to working as Byrne's assistant in the front office, used every opportunity to purchase even a small amount of stock in the team. He eventually held nearly 10 percent of the stock and after Byrne died in 1897, Ebbets managed to get elected as club president.

Then in a wild plan, Ebbets and Baltimore owner Harry Von der Horst became partners and while Von der Horst held 30 percent ownership of the Dodgers, Ebbets in exchange received Manager Ned Hanlon and several of Baltimore's top stars, including Keeler, Jennings, McGinnity, Kelley, Jones, Dahlen and Donovan.

When things turned for the worse in early 1900, Von der Horst wanted to sell his stock and Ebbets purchased it to become owner of the club. Immediately, he dreamed of expanding to a larger facility than Washington Park to accommodate the large crowds that were attending Dodger games against the rivals from New York, but would have to wait until the next decade for funding of the project.

1910s

A decade of changes was marked by the Dodgers' move to a new home park, Ebbets Field, and the managerial era of Wilbert Robison. "Uncle Robbie" arrived on the scene in 1914 and would stay through 1931. He made such an impact on the team and the city, that the Brooklyn ballclub was known as the "Robins" during this period.

The 1916 club won the National League pennant and finally played in its first true World Series with the help of the amazing Casey Stengel. Although the Dodgers (or Robins) fell to the Boston Red Sox in the 1916 World Series, Stengel was the team's leading hitter with a .364 mark and right-handed pitcher Jeff Pfeffer won 25 games that season for the 94-60 club.

In Game 2 of the Series, the Dodgers lost to a pitcher named Babe Ruth, who won a 2-1 decision in 14 innings. After allowing a first-inning inside-the-park home run to Hy Myers, Ruth hurled 13 consecutive scoreless innings.

In 1913, Jake Daubert became the first Dodger to win Most Valuable Player honors, as he batted a league-high .350. First baseman Daubert won the National League batting title again in 1914 with a .329 mark.

With the rivalry between the Brooklynites and Manhattanites heating up, the Dodgers and Giants feud began to boil. Robison and Giants' Manager John McGraw took regular jabs at each other in the press and as a result, when the teams met at either New York site, fans packed the fields and were extremely vocal as well.

Dodger owner Charles Ebbets, recognizing that the club could no longer survive in the confines of Washington Park, purchased land in Flatbush bordered by Bedford Avenue, Sullivan Street, Franklin Avenue and Montgomery Street. Although he originally purchased most of the property in 1908, Ebbets was in a pinch for money and had to sell 50 percent of the club's stock to new partners, Ed and Steve McKeever. As a result of the partnership, the Brooklyn Baseball Club, Inc. was formed and Ebbets remained president, while the Ebbets-McKeever Exhibition company was run by Ed McKeever.

After a struggle to secure all of the land, Ebbets broke ground on his field on March 4, 1912. A group of sports editors suggested to Ebbets that the field should not be called Washington Park but "Ebbets Field." The Dodgers played an exhibition game against New York on April 5, 1913 for the unofficial opening of the field. On April 9, the Dodgers dedicated 18,000-seat Ebbets Field in a game against the Phillies.

In 1917, the United States declared war on Germany – just five days prior to the opening of the season. Baseball owners asked the government to give them guidance on the status of the season. When no reply came from the nation's capital, the season proceeded and the Dodgers fell from the top spot in 1916 to seventh in 1917. The season was eventually curtailed in 1918 as some players began to leave for war.

Top players of the decade included: George Cutshaw at second base; shortstop Ivy Olson, who led the league with 164 hits in 1919; Otto Miller, Brooklyn's catcher from 1912-22; outfielder Zack Wheat, a solid .300 hitter who paced the N.L. in 1918 with a .335 mark; Stengel, very popular with Brooklyn fans and, after being traded to Pittsburgh, is remembered for returning to Ebbets Field in 1918, where he acknowledged the crowd and a sparrow flew out from beneath his cap, and outfielder Hy Myers, who had 73 RBI to lead the N.L. in 1919.



Zack Wheat

1920s

The Dodger decade of the 1920s got off to a roaring start with a National League pennant in 1920. But over the next nine years, Brooklyn could manage only one other season better than fifth place.

Pitcher Burleigh Grimes burst onto the scene in 1918 and made his presence felt in 1920 with a 23-11 record for a league-leading .676 winning percentage. The Dodgers had to squelch a challenge by the Giants late in the season to garner the N.L. flag. In a best-of-nine World Series against the Cleveland Indians, the Dodgers won two of the first three games, only to drop four straight and bow out.

The 1920 World Series will also be remembered for producing the first and only unassisted triple play in Series history. In the fifth game, Dodger pitcher Clarence Mitchell lined a shot to Cleveland's Billy Wambsganss with Pete Kilduff on second base and Otto Miller on first. Wambsganss speared the liner to the right of the bag, stepped on the base to double up Kilduff and tagged Miller, who was running with the shot and was nearly at



Dazzy Vance

second base on the play.

The longest Dodger game in history was played on May 1, 1920 when the Dodgers were in Boston to play the Braves. The game was played to a 26-inning, 1-1 tie. What made it so unique was that both starting pitchers – Leon Cadore for Brooklyn and Joe Oeschger for the Braves – each went the distance! Cadore yielded 15 hits while the Dodgers had nine before darkness halted play.

In 1921, the fifth-place Dodgers were led by Grimes, who had an N.L. leading 22 wins and 136 strikeouts. “Ol’ Stubblebeard,” as Grimes was known, won 21 or more games four times as a Dodger.

A great character arrived at training camp in 1922 by the name of Clarence Arthur “Dazzy” Vance. Born on March 4, 1891, the 31-year-old Vance pitched 11 seasons for the Dodgers, winning in double figures all but one year. The right-hander won a league-leading 28 games in 1924 and 22 games in 1925. He was the N.L. strikeout leader for seven consecutive seasons (1922-28) and was twice the ERA champion in the decade (1924 and 1928). The 1922 and 1923 seasons were nearly repeat performances and neither was a pretty sight, as the Dodgers wound up in sixth place in succession. But, in 1924, Uncle Robbie’s troops put on a furious run at the pennant, moving up from 12 games back to first place in September, eventually losing to the Giants by 1 1/2 games.

In 1925, Brooklyn president Charles Ebbets was taken ill after returning from Clearwater, Florida in the spring and died on the morning of April 18 in New York. He was 66. The Dodgers were playing the Giants at Ebbets Field that day to begin a three-game series. The games went on as scheduled because Robinson said, “Charlie wouldn’t want anybody to miss a Giants-Brooklyn series just because he died.” Now acting president Ed McKeever was in charge. The day of Ebbets’ funeral was cold and windy. McKeever caught a cold at the grave site that very day. He was stricken with pneumonia and within a week, he, too, was dead.

Grief stricken, the Brooklyn ballclub gathered itself around Steve McKeever and manager Robinson and the new directors to elect a president. Robinson was selected for the job, and would continue to manage as well.

Robbie’s teams struggled for the balance of the decade, finishing in sixth place five consecutive seasons. Floyd Caves “Babe” Herman joined the Dodgers in 1926 as a first baseman but moved to the outfield to allow Del Bissonette a spot in the lineup. Herman batted over .300 in five of the six seasons he was with Brooklyn initially. He would return to close out his career in 1945. The incredible Zack Wheat would hit over .320 in six straight seasons before an injury slowed him down at age 40 and he batted .290.

1930s

No era in Dodger history was as wacky and wild as the 1930s. Unfortunately, the depression years were depressing for the organization as no pennants were won in this decade and the style of play led Brooklyn’s teams to be known as the “Daffiness Dodgers.”

A forerunner of the frustration for the Brooklyn fans could be summed up in the season of 1930. The Robins made quite a drive for the pennant, taking over first place with 15 consecutive victories and were in the top spot for 75 days. But they dropped a crucial three-game series to the Cardinals at Ebbets Field and wound up in fourth place by six games.

This decade was also marked by changes in baseball – the development of the farm system, the first night baseball game and the first broadcast on television.

The “Uncle Robbie” period faded after the 1931 season, but his legacy remains as the winningest manager in Brooklyn Dodger history with 1,375 victories in 18 seasons. Four different managers would parade through the decade, including Max Carey (1932-33), Casey Stengel (1934-36), Burleigh Grimes (1937-38) and Leo Durocher (1939-46, 1948).

With Robinson’s departure, former Dodger player Max Carey took over the reins, but the results in 1932 and 1933 were less than satisfactory and Stengel replaced Carey.

It was in February of 1934, prior to Carey’s departure, that New York Giants Manager Bill Terry was asked what he thought of Brooklyn’s chances in the pennant race that season. He answered, “Brooklyn? Is Brooklyn still in the league?” That statement would come back to haunt Terry on the last two days of the season as the Giants were in a neck-and-neck race with the Cardinals for the pennant. The Dodgers proved they indeed were still in the league and they managed to knock out the Giants in the final series and the Cardinals became champions of the league and defeated the Detroit Tigers in the World Series.

After three sub-par seasons, Stengel was replaced by Burleigh Grimes, the former Dodger pitching great. In 1937, the Dodgers finished sixth under Grimes, 33 1/2 games out. On January 19, 1938, innovative Larry MacPhail was hired as the team’s Executive Vice President to rebuild the Dodgers. While with Cincinnati, MacPhail had introduced night baseball to the major leagues as Crosley Field. In March of 1938, Steve McKeever died and MacPhail was appointed president.



L-R: Tuck Stainback, Buddy Hassette, Kiki Cuyler, Babe Ruth

MacPhail made needed improvements at Ebbets Field and then hired Red Barber (who had been Cincinnati's broadcaster) to come to Brooklyn for the 1939 season, effectively ending an agreement among the three New York clubs prohibiting radio broadcasts. The first televised game was on August 26, 1939 when the first game of the Cincinnati at Brooklyn doubleheader was aired. The introduction of night baseball to Brooklyn was on June 15, 1938 and Cincinnati's Johnny Vander Meer pitched his second consecutive no-hitter when the lights went on in Ebbets Field. MacPhail also signed Babe Ruth as a first base coach, the Bambino's last appearance in a major league uniform as a player or coach.

One of MacPhail's initial acquisitions was purchasing first baseman Dolph Camilli from Philadelphia. Camilli made an immediate impact on the 1938 and 1939 clubs with a total of 50 home runs and 204 RBI.

In the decade, second baseman Tony Cuccinello became the first Dodger ever to be selected to an All-Star Game as he played in the first one in 1933. Babe Herman, who typified the decade of the "Daffy Dodgers," set numerous records, including a .393 batting average in 1930. Outfielder Lefty O'Doul earned a National League batting title with a .368 average in 1932. Other Dodger notables included pitcher Van Lingle Mungo, who twice was an 18-game winner; catcher Al Lopez, who hit .279 in more than 700 games and later became a Hall of Fame Manager; and third baseman Cookie Lavagetto, who averaged .275 for seven seasons.



Boys of Summer

1940s

The 1940s were the beginning of the Dodgers' emergence as a powerhouse and a historical first as Brooklyn broke baseball's color line with the signing of Jackie Robinson.

Under the guidance of Leo Durocher, who became the Dodger manager in 1939, the Dodgers in 1941 won their first National League pennant in 21 years with a 100-54 record and played the first of their classic World Series confrontations against the New York Yankees.

Outfielder Pete Reiser was dynamite in 1941. Reiser led the league in batting, runs scored, total bases, slugging percentage and triples, while teammate Dolph Camilli topped the league in home runs and RBI and was honored as the National League MVP. Whit

Wyatt and Kirby Higbe paced the pitching staff with 22 victories apiece.

The Dodgers in 1942 won four more games than the previous year, but finished second to the St. Louis Cardinals. Over the next three years, the Dodgers finished third, seventh and third, respectively. During World War II, many Dodger players were called to military duty.

With the end of the war in 1945, Brooklyn came back in 1946 and put together a big season, going 96-60, and finished tied for first with the St. Louis Cardinals. The two teams played the first-ever playoff series, but it was not a happy one for the Dodgers as the Cardinals won the pennant and went on to win the World Championship.

No playoff series was necessary in 1947 as the Dodgers won the National League pennant by five games over the Cardinals. That was not the only big story in 1947 as Jackie Robinson became the first African-American to play in the major leagues. In 1945, Robinson had signed a contract with Dodger President and General Manager Branch Rickey. In 1946, the former UCLA star endured his first year of professional baseball playing for the club's top minor league affiliate, the Montreal Royals.

In 1947, Robinson was given an opportunity with Brooklyn. Rickey's thorough research to find an exceptional African-American player was evident in his quote: "I'm looking for a ballplayer with enough guts not to fight back." He found his man in Robinson, who faced all forms of abuse and pressure. The more Robinson was taunted and threatened, the more he let his performance on the field speak for himself. Overcoming the critics and the prejudice, Robinson became one of the great stars of the game, later becoming the first African-American elected to the Hall of Fame. In his first season, Robinson hit .297, scored 125 runs and stole 29 bases en route to being the first-ever Major League Rookie of the Year.

In the 1947 World Series, the Dodgers fell to the Yankees in seven games, but there were two memorable moments for the Dodgers. Cookie Lavagetto broke up Bill Bevens' no-hitter in the ninth inning of Game 4 with a game-winning two-run double to give the Dodgers a 3-2 victory; and Al Gionfriddo's great catch of a Joe DiMaggio ball which preserved an 8-6 victory in Game 6.

Leo Durocher returned as manager of the Dodgers in 1948 after being suspended for the 1947 season. Durocher, though, lasted only half the season and was replaced by Burt Shotton, who guided the Dodgers in 1949 to their third pennant of the decade. Robinson was named the N.L. Most Valuable Player and pitcher Don Newcombe won Rookie of the Year honors. The Yankees, though, again defeated the Dodgers in the 1949 World Series.

1950s

In the 1950s, the Brooklyn Dodgers became the Los Angeles Dodgers as the team made its historic move to the West Coast in 1958. Despite the change in location, the Dodgers dominated the National League, winning five National League pennants (1952, 1953, 1955, 1956, 1959) and World Championships in 1955 and 1959.

In eight of the 10 years, the Dodgers never finished lower than second place while winning 913 games, the most wins in a decade in Dodger history.

As the decade started, the Dodgers had a new president, Walter O'Malley, who was originally appointed as the club's attorney in 1941. In October of 1950, O'Malley became president and chief stockholder of the Dodgers, a position he would hold for 20 years.

O'Malley saw his team take back-to-back pennants in 1952 and 1953 under Manager Charlie Dressen. In 1953,

the Dodgers won a club record 105 games with the well-known "Boys of Summer," including Jackie Robinson, Pee Wee Reese, Roy Campanella, Gil Hodges, Carl Furillo, Don Newcombe, Carl Erskine, Jim Gilliam, Duke Snider, Preacher Roe and Clem Labine.

Walter Alston became manager in 1954 and guided the Dodgers for 23 seasons, putting together a great list of achievements: 2,042 wins, four World Championships, seven N.L. pennants, nine All-Star appearances and a Hall of Fame induction in 1983.

In 1955, the Dodgers defeated the Yankees and won their first-ever World Championship in a seven-game World Series. The Dodgers took Game 7 at Yankee Stadium as Series MVP Johnny Podres shut out the Yankees, 2-0.

The Dodgers repeated as National League champions in 1956 and once again faced the Yankees. In another heart-stopping World Series, the Yankees prevailed in seven games.

Dodger right-hander Don Newcombe made baseball history in 1956 when he became the first player to win Cy Young and MVP awards in the same season.

As the 1957 season rolled around, the team on the field was overshadowed by the publicity of the team's possible move to the West Coast. Since the early part of the decade, O'Malley had wanted to build a more modern stadium for his ballclub in Brooklyn. New York officials were unable to come up with a suitable site.

On October 8, 1957, O'Malley announced that after 68 seasons in Brooklyn, the Dodgers would be moving to Los Angeles. In a move to bring baseball to all parts of the country, the Giants also decided to relocate from New York to San Francisco. On April 18, 1958, the Dodgers played their first game in Los Angeles, defeating the Giants, 6-5, before 78,672 fans at the Coliseum.

In their final season of the decade, the Dodgers, a team in transition, finished in a first-place tie with the Milwaukee Braves. Two days later, the Dodgers had the N.L. pennant as they swept the Braves in a best-of-three playoff.

The Dodgers then faced the Chicago White Sox in their fifth World Series of the 1950s. Using timely hitting and outstanding pitching, the Dodgers brought their first championship to Los Angeles and beat the Sox in six games. Larry Sherry was impressive, winning two games and saving two, earning MVP honors. Charlie Neal and Chuck Essegian had two home runs apiece.



L-R: Casey Stengel, President Dwight D. Eisenhower, Commissioner Ford Frick, Walt Alston



L-R: Don Drysdale, Bill Singer, Don Sutton, Claude Osteen

1960s

The 1960s marked the first full decade of the Los Angeles Dodgers. The location changed, but the results didn't as the Dodgers won two World Series (1963 and 1965), three National League pennants (1963, 1965 and 1966) and just missed a fourth pennant in 1962.

In 1962, Walter O'Malley finally had the stadium he had been seeking for so many years. After four seasons at the Los Angeles Coliseum, the ballclub moved into its new home, Dodger Stadium. The 56,000-seat stadium opened on April 10, 1962 with a game against the Cincinnati Reds. The sparkling new venue did wonders for the Dodgers as they won a Los Angeles record 102 games and tied San Francisco, which won a playoff, two games to one.

Individually, the 1962 season was a success for pitcher Don Drysdale, the Cy Young Award winner; and speedster Maury Wills, who stole a record 104 bases en route to league MVP honors. Tommy Davis won the batting crown and posted a club record 153 RBI and pitcher Sandy Koufax led the N.L. in ERA.

The Dodgers didn't miss another opportunity in 1963 as they won the National League pennant. Winning 19 games in the final month of the season, the Dodgers staved off their challengers. Once again, the Dodgers faced the Yankees in the World Series, but Los Angeles shocked the Bronx Bombers, sweeping them in four games while holding a potent Yankee offense to just four runs.

Koufax was the key to the championship year. The overpowering left-hander, who was later named Player of the Decade, was 25-5 with a 1.88 ERA and 306 strikeouts. He was selected Most Valuable Player and Cy Young winner, while also garnering World Series honors and was named to the All-Star team.

In 1965, the Dodgers were once again World Champions. After winning the pennant with a 97-65 record, the Dodgers won a hard-fought, seven-game World Series over the Minnesota Twins. Koufax was again masterful as he posted two complete game victories in the Series, including a 2-0 shutout in Game 7. The Dodgers followed up in 1966 with another big year as they once again won the National League pennant before losing to Baltimore in the World Series.

Like Koufax, Drysdale was another pitching great of the decade. He won 158 games for the Dodgers and was selected to the All-Star team seven times. Johnny Podres also continued his outstanding pitching in the 1960s with 68 victories, including an 18-5 mark in 1961. Ron Perranoski was the Dodger bullpen stopper, compiling 101 saves and 54 wins with the Dodgers from 1961-67. During the 1963 championship season, he was nearly unbeatable, going 16-3 with 21 saves and a 1.67 ERA.

Although the pitching was the mainstay of the team in the 1960s, the Dodgers did produce some outstanding hit-

ters. Tommy Davis won two consecutive batting titles in 1962 and 1963 and had a lifetime .304 average with the Dodgers. The other Davis – outfielder Willie Davis – enjoyed 14 seasons with the Dodgers. The all-time leader in many offensive categories, Willie Davis posted a club-record 31-game hitting streak in 1969. From 1960-64, 6-foot-7 slugger Frank Howard provided the Dodgers with 121 home runs, including 31 in 1962.

John Roseboro, who joined the Brooklyn Dodgers in 1957, played in three World Series during the 1960s (catching every inning) and was a five-time All-Star during his career.

After working as director of scouting for the Dodgers, Al Campanis was named Vice President, Player Personnel in December of 1968 and he would hold that position until 1987. During his tenure, the Dodgers won a World Championship, four N.L. pennants and six Western Division titles.



L-R: Willie Crawford, Steve Yeager, Steve Garvey, Bill Russell, Davey Lopes, Bill Buckner, Ron Cey

1970s

The Los Angeles Dodgers of the 1970s were a team of winners. Three National League pennants and three appearances in the World Series (1974, 1977 and 1978) along with 910 victories (second-best decade in Dodger history) are certainly enough credentials for a successful decade.

Peter O'Malley was named club president on March 17, 1970 and his father, Walter O'Malley, assumed the position of Chairman of the Board.

In the 1970s, no Dodger team ever finished lower than third. In 1971, the Dodgers finished just one game behind division winner San Francisco. But in 1974, the Dodgers reached the top, winning the division and posting 102 victories, the most by a Dodger team since 1962. The Dodgers defeated the Pittsburgh Pirates in the League Championship Series, three games to one, to earn a trip to the Fall Classic for the first time in eight years.

After 23 years, Hall of Fame Manager Walter Alston retired and handed over the reins to Tommy Lasorda, who became

only the second National League manager to win pennants in his first two seasons (1977 and 1978). The results were carbon copies as his teams in 1977 and 1978 defeated the Philadelphia Phillies in the League Championship Series in four games, only to lose to the New York Yankees in the World Series in six games.

During this era, the Dodgers had an infield featuring first baseman Steve Garvey, second baseman Davey Lopes, shortstop Bill Russell and third baseman Ron Cey. The foursome began playing as a unit in 1973 and would spend a record 8 1/2 seasons together.

In 1977, the Dodgers made history when four members of the team hit 30 or more home runs: Steve Garvey (33), Reggie Smith (32), Ron Cey (30) and Dusty Baker (30). Behind the plate, catcher Steve Yeager was the picture of durability. One of the best Dodger catchers in history, Yeager played 14 seasons with the ballclub and was a tri-World Series MVP in 1981.

On the mound, the Dodgers had many stars. Don Sutton won 166 games during this decade, including a career-high 21 victories in 1976. In his final four seasons with the Dodgers from 1970-73, Claude Osteen won 66 games while Andy Messersmith won 55 games during his Dodger career (1974-76, 1979). Burt Hooton won 112 games in 10 years with the Dodgers, including 71 in the 1970s while left-hander Tommy John notched 87 wins and a 2.97 ERA in six years.

Out of the bullpen, the Dodgers looked to Jim Brewer in the early 1970s. In 1974, Mike Marshall became the first reliever in baseball history to win the Cy Young Award. The right-hander appeared in a record 106 games, had 21 saves and posted a 2.42 ERA. In the late 1970s, Charlie Hough and Terry Forster were the aces of the bullpen.

1980s

Throughout the 1980s, the Dodgers enjoyed one of their most successful decades in club history. The Dodgers captured two World Championships (1981 and 1988), four National League Western Division titles (1981, 1983, 1985 and 1988) and won 825 games, tying them with the St. Louis Cardinals for most victories by a National League team during the decade.

In 1980, Don Sutton set a Dodger record with his 52nd career shutout. The Dodgers also reached 3 million in home attendance for the second time in three years and hosted their first All-Star Game at Dodger Stadium. Before a capacity crowd of 56,088, the National League beat the American League, 4-2. The All-Star Game also marked the debut of the Dodgers' new Dodger DiamondVision Board.

On Opening Day in 1981, rookie Fernando Valenzuela – forced to start because of an injury to Jerry Reuss – blanked the Astros, 2-0, at Dodger Stadium, which was the beginning of "Fernandomania." Valenzuela took the baseball world by storm in 1981. The 20-year-old from Mexico became the first rookie to win Cy Young Award honors and he helped the Dodgers win the World Series over the New York Yankees.

On September 30, 1982, Steve Garvey, cornerstone for the Dodgers at first base, played his final game for the Dodgers in Los Angeles. Garvey had three hits in the game and moved into third place on the all-time list with 1,104 consecutive games played. Also in 1982, second baseman Steve Sax won Rookie of the Year honors.

In 1983, without longtime Dodgers Steve Garvey and Ron Cey, a young Los Angeles team won the division with 91 victories. Steve and Dave Sax made history as the only brothers to start a game for the Dodgers.

On April 25, 1985, Fernando Valenzuela set a major league record for most consecutive innings at the start of a

season without allowing an earned run (41) before the Padres ended the streak.

Two years later on September 16, 1987, Pope John Paul II celebrated Mass at Dodger Stadium.

The 1988 season was the most memorable of the decade. Picked by some experts to finish fourth in their division, the Dodgers captured the Western Division and defeated the heavily favored New York Mets in the League Championship Series and Oakland Athletics in the World Series.

The 1988 World Series gave fans what was later voted as "The Greatest Sports Moment in Los Angeles History" when Kirk Gibson hit a dramatic pinch-hit, two-run home run in the bottom of the ninth inning off Oakland relief ace Dennis Eckersley to give the Dodgers a 5-4 victory in Game 1 at Dodger Stadium. Gibson was later named league MVP.

During the decade, many other great names came to the forefront. Pitcher Orel Hershiser posted double-digits in wins in his six years as a starter, including his phenomenal 1988 Cy Young Award season when he hurled a record 59 consecutive scoreless innings, surpassing the previous mark of 58 2/3 innings by Dodger pitcher Don Drysdale in 1968.

Other significant Dodgers of the 1980s included second baseman Steve Sax, who played seven solid years for the Dodgers; catcher Mike Scioscia, who along with Valenzuela were the only Dodgers to play every year of this decade; infielder-outfielder Pedro Guerrero, who hit 169 home runs and drove in 575 runs; pitcher Bob Welch, who won 103 games and fanned over 1,100 batters; outfielder Kenny Landreaux, who enjoyed seven seasons with the ballclub; and outfielder Mike Marshall, who averaged 17 home runs in the last eight seasons.



Fernando Valenzuela

1990s

The 1990s proved to be a series of ups and downs for the Dodgers. It also marked a change of ownership after the O'Malley family's control for nearly five decades. The Dodgers won a division title in 1995 and a wild-card playoff berth in 1996, but it marked the first decade since the 1930s that the ballclub did not make a World Series appearance.

After finishing second in 1990 and 1991, the Dodgers posted a club-record 99 losses en route to a last-place finish in 1992. The Dodgers rebounded to third place in 1993 and held a 3 1/2-game lead in 1994 when a strike halted the season and canceled plans for a trip to the Fall Classic. The Dodgers won the Western Division in 1995, but lost to Cincinnati in the Division Series in three games. The Dodgers and Padres were tied for first place on the final day of the season in 1996. Both teams met at Dodger Stadium, having already clinched playoff berths because of an expanded playoff format that included the second-place team with the best record in each league. The Dodgers lost, 2-0, and were later swept by Atlanta in the Division Series.

The 1990 season celebrated the Dodgers' 100th anniversary in the National League. The pitching staff led the majors with 29 complete games and the Dodgers finished second to the eventual World Champion Cincinnati Reds. At age 22, right-hander Ramon Martinez became the youngest Dodger to win 20 games since Ralph Branca. Martinez also tied Sandy Koufax's club record with 18 strikeouts against the Braves on June 4 at Dodger Stadium. Martinez would later join Koufax as the only Dodger pitchers in history to throw both a no-hitter and strike out 18 batters in a game. Dodger shortstop Jose Offerman made his debut in 1990 as he became the 6th Dodger in history to hit a home run in his first major league at-bat. "Fernandomania" also had one last hurrah as Fernando Valenzuela pitched his only career no-hitter on June 29 against St. Louis.

The exciting 1991 season featured a classic divisional race between the Dodgers and Atlanta Braves. During the final six weeks of the season, neither club held a lead of more than two games. The Braves finally edged Los Angeles on the final weekend of the season to win the crown by one game. The Dodgers were led by newcomers Darryl Strawberry, whose 28 home runs are the most by a left-handed batter in Los Angeles history; and Brett Butler, the center fielder who set a National League record with 161 errorless games. Bouncing back from shoulder surgery, Orel Hershiser went 7-2 with a 3.46 ERA in 1991.

During the 1990s, the Dodgers set a record with five consecutive National League Rookies of the Year: Eric Karros (1992), Mike Piazza (1993), Raul Mondesi (1994), Hideo Nomo (1995) and Todd Hollandsworth (1996).

After belting 20 home runs as a rookie in 1992, Karros became a cornerstone to the Dodger offense in the 1990s. He played in more games than any other Dodger during the decade and his 242 home runs are atop the all-time Los Angeles list, as he surpassed Ron Cey (228) in 2000. Karros also became one of three players in Dodger history to record five or more seasons with at least 30 home runs.

Piazza spent 5 1/2 seasons in Los Angeles, rewriting the record book and placing his name alongside some of the most prolific hitting catchers in history. He set rookie records with 35 home runs and 112 RBI in 1993, including two home runs on the final day of the season as the Dodgers knocked the Giants out of the divisional race with a 12-1 victory at Dodger Stadium. Piazza later set Dodger single-season records in 1997 with a .362 batting average, 40 home runs and a .638 slugging percentage. The Dodgers traded Piazza to Florida in a blockbuster seven-player trade in 1998.

During the 1990s, Mondesi became one of the most productive outfielders in Dodger history. He is the only Dodger to record at least 30 steals and 30 home runs in the same season, having accomplished the 30-30 plateaus in 1997 and 1999. Mondesi also became the first two-time Gold Glove winner since Steve Garvey won four straight from 1974-77.

Nomo burst upon the major league scene in 1995 after a successful career with the Kintetsu Buffaloes of the Japanese Professional League. As the first Japanese player to appear in the majors since San Francisco's Masanori

Murakami in 1965, Nomo went 13-6 with a 2.54 ERA and a league-leading 236 strikeouts. He also started the 1995 All-Star Game at Texas. In 1996, Nomo pitched his first career no-hitter at the most unlikely site in baseball – Colorado's Coors Field – a 9-0 victory on September 17.

In 1994, Chan Ho Park made history as he was the first South Korean-born player to pitch in the major leagues. Along with Darren Dreifort, they became the 17th and 18th players since the First-Year Player Draft began in 1965 to make their professional debuts in the majors.

On March 19, 1998, Major League Baseball owners approved the sale of the Dodgers from the O'Malley family to The FOX Group. In October 1998, the Dodgers were named the "most successful organization in Major League Baseball during the 20th century" in a study conducted by Street and Smith's SportsBusiness Journal. Los Angeles finished first with a century performance index of 7.63 on a 10-point scale, based on a rating formula that evaluated the on-the-field and ticket window success of each of the 35 major league teams that played at least 10 seasons from 1901-98. The Brooklyn Dodgers finished ninth with a 5.38 century performance index rating. The SportsBusiness Journal also calculated separate performance ratings for each decade in the 20th century, with the Dodgers topping the rankings in the 1960s, 1970s and 1980s.

The 1998 season marked the Hall of Fame induction of Jaime Jarrin, who became the second Spanish-language broadcaster named to the shrine. The Dodgers also retired the uniform No. 20 of Hall of Fame pitcher Don Sutton, who became the 10th Dodger to have his number retired. The others are Pee Wee Reese (1), Tommy Lasorda (2), Duke Snider (4), Jim Gilliam (19), Walter Alston (24), Sandy Koufax (32), Roy Campanella (39), Jackie Robinson (42) and Don Drysdale (53).

In 1999, Hall of Famers Vin Scully and Tommy Lasorda celebrated their 50th season with the organization. Scully, one of the most recognizable voices in baseball who has called three perfect games and 18 no-hitters during his career, was inducted into Cooperstown in 1982 as the winner of the Ford C. Frick Award. Lasorda, who managed the Dodgers from 1976-96, guided the Dodgers to World Championships in 1981 and 1988. He also became baseball's goodwill ambassador with his legendary "bleeding Dodger blue" stories. In 1997, Lasorda became only the 14th manager to be inducted into the Hall of Fame.

With a crowd of 37,717 for the Dodgers-Braves game on April 20, Los Angeles surpassed the 100 million mark in home attendance since Dodger Stadium opened in 1962. The Dodgers also surpassed the 3 million mark in attendance for the fourth consecutive season and 14th time overall, a major league record. Since 1973, the Dodgers have also drawn at least 2 million fans for a record 27 consecutive seasons.

The Dodgers ended the century with a third-place finish in 1999. On the field, right-hander Kevin Brown anchored the starting rotation with 18 wins and Jeff Shaw led Los Angeles with 34 saves. Mark Grudzielanek's .326 average was the highest by a Dodger shortstop in history and outfielder Gary Sheffield joined Hall of Famer Duke Snider as the only Dodger to hit at least .300 in one season with 30 home runs, 100 RBI, 100 runs and 100 walks.

Following the 1999 season, Robert A. Daly, Chairman and Co-CEO of Warner Bros. and Warner Music Group since 1980, purchased a minority ownership stake in the Dodgers on October 28. Daly became Chairman and CEO to serve as the club's managing partner.

From 1900-99, the Dodgers posted an 8,061-7,361 record, the third-highest winning percentage (.523) among teams in the 20th century. Los Angeles also registered the best record (797-757) among National League West teams during the 1990s and ranked fourth in winning percentage (.517) among National League teams.

In addition to a winning tradition, the Dodgers played a major role among sports franchises throughout the 20th century. From Uncle Wilbert Robinson to Tommy Lasorda, a collection of unforgettable personalities and great moments fills Dodger scrapbooks with golden memories.



Dodgers' consecutive rookies of the year
L-R: Eric Karros, Mike Piazza, Raul Mondesi, Hideo Nomo, Todd Hollandsworth

2001 SEASON IN REVIEW

The 2001 Dodgers remained in the National League Western Division race for most of the season as first-year manager Jim Tracy played musical chairs with a club that won 86 for the second straight season despite having to use the disabled list 20 times and 12 different starting pitchers. Outfielder Shawn Green had a career season belting a club-record and personal-best 49 home runs, including a Dodger record 30 on the road. In addition, Green set new L.A. Dodger marks of 84 extra base hits and 358 total bases. Paul Lo Duca had a breakout year hitting .320 with 25 home runs and 90 RBI. On May 28 against Colorado, Lo Duca tied a club record with six hits. Outfielder Gary Sheffield became the second L.A. Dodger to record 30 or more home runs in three consecutive seasons. Reliever Jeff Shaw became the franchise career leader in saves (129) as he recorded 43 in 2001. Shaw and Matt Herges became the first Dodger duo to each pitch in 75 or more games. As a club, the Dodgers hit 206 home runs, third best in club history and set a L.A. single-game record by scoring 22 runs against the Colorado Rockies on July 21.

THE LAST TIME IT HAPPENED


- Inside-the-Park Homer (Dodgers):** Mitch Webster, June 21, 1994 at San Diego
- Inside-the-Park Homer (Opponent):** Tony Gwynn, June 26, 1997 vs. San Diego (grand slam)
- Consec. Homers (Dodgers):** Gar Sheffield, Shawn Green; July 25, 2001 vs. Milwaukee (4th)
- Consec. Homers (Opponent):** Jose Ortiz, Sal Fasano; Sept. 6 2001 vs. Colorado (6th)
- 3 Consec. Homers (Dodgers):** Mike Piazza, Eric Karros, Todd Zeile; June 1, 1997 at St. Louis (4th)
- 3 Consec. Homers (Opponent):** Ken Griffey, George Foster, Dan Driessen; May 27, 1980 at Cincinnati (3rd)
- Pinch-Hit Homer (Dodgers):** Chris Donnels, September 2, 2001 vs. St. Louis
- Pinch-Hit Homer (Opponent):** Julio Zúeta, May 5, 2001 at Chicago
- Consecutive Pinch-Hit Homers:** Willie Crawford, Lee Lacy; June 23, 1975 vs. St. Louis (9th inning)
- Pinch-Hit Homer (Postseason):** Kirk Gibson, Oct. 15, 1988 vs. Oakland
- Grand Slam (Dodgers):** Shawn Green, July 13, 2001 at Oakland
- Grand Slam (Opponent):** Matt Williams, Sept. 21, 2001 vs. Arizona
- 2 Grand Slams, Game (Dodgers):** Shawn Green, Adrian Beltre; May 21, 2000 at Florida
- 2 Grand Slams, Game (Opponent):** Fernando Tatís, April 23, 1999 vs. St. Louis
- Pinch-Hit Grand Slam (Dodgers):** Dave Hansen, June 28, 1993 vs. San Francisco
- Pinch-Hit Grand Slam (Opponent):** Bruce Aven, May 7, 1999 vs. Florida (7th)
- 3-Homer Game (Dodgers):** Shawn Green, Aug. 15, 2001 vs. Montreal
- 3-Homer Game (Opponent):** Miguel Tejada, June 11, 1999 at Oakland
- Homers, Both Sides of Plate (Dodgers):** Eddie Murray, June 9, 1990 at San Diego
- Homers, Both Sides of Plate (Opponent):** Ken Caminiti, July 12, 1998 vs. San Diego
- Two Homers, One Inning:** Eric Karros, August 22, 2000 vs. Montreal (6th)
- Hit for Cycle (Dodgers):** Wes Parker, May 7, 1970 at New York
- Hit for Cycle (Opponent):** Gregg Jefferies, Aug. 25, 1995 at Philadelphia
- Homer, Pitcher (Dodgers):** Eric Gagne, June 3, 2001 at Houston
- Homer, Pitcher (Opponent):** Greg Maddux, May 30, 1999 at Atlanta
- No-Hitter (Dodgers):** Hideo Nomo, Sept. 17, 1996 at Colorado, won 9-0
- No-Hitter (Opponent):** Kent Mercker, April 8, 1994 vs. Atlanta (6-0)
- Perfect Game (Dodgers):** Sandy Koufax, Sept. 9, 1965 vs. Chicago
- Perfect Game (Opponent):** Dennis Martínez, July 28, 1991, Montreal (2-0) at Los Angeles
- Minimum Batters Faced (Dodgers):** Tim Lincecum, July 21, 1990, at Pittsburgh (one-hitter)
- Minimum Batters Faced (Opponent):** Dennis Martínez, July 28, 1991 vs. Montreal
- One-Hitter (Dodgers):** Ismael Valdés, June 27, 1998 vs. Pittsburgh
- One-Hitter (Opponent):** Javier Vazquez, Sept. 14, 1999 vs. Montreal
- Stolen Base, Home (Dodgers):** Darren Dreifort, June 12, 2001 vs. Texas
- Stolen Base, Home (Opponent):** Jason Giambi, June 12, 2000 vs. Oakland
- Stolen Base, Pitcher (Dodgers):** Darren Dreifort, June 12, 2001 vs. Texas
- Stolen Base, Pitcher (Opponent):** Chris Peters, Aug. 9, 1998 vs. Pittsburgh
- Triple Play (Dodgers):** Darren Dreifort, Jose Vizcaino, Eric Young, Bobby Bonilla, June 13, 1998 vs. Colorado (5th inning)
- Triple Play (Opponent):** Mike Simms, Ken Caminiti, Andujar Cedeño; Aug. 4, 1991 at Houston (5th inning)
- 5-Hit Game (Opponent):** Neifi Pérez, Sept. 28, 1997 at Colorado
- 6-Hit Game (Dodgers):** Paul Lo Duca, May 28, 2001, vs. Colorado (11 innings)
- 6-Hit Game (Opponent):** Joe Lefebvre, Sept. 13, 1982 vs. San Diego
- 6-RBI Game (Opponent):** Pete Incaviglia, May 28, 1996 at Philadelphia
- 7-RBI Game (Dodgers):** Shawn Green, Aug. 15, 2001 vs. Montreal
- 7-RBI Game (Opponent):** Dante Bichette, Sept. 17, 1999 at Colorado
- 8-RBI Game (Dodgers):** Ron Cey, July 31, 1974 at San Diego
- 8-RBI Game (Opponent):** Fernando Tatís, April 23, 1999 vs. St. Louis



AM 1150



BRUNO



MORNINGS



MEDIA INFORMATION



Terry "TJ" Johnson, 50, assistant sports editor of the Antelope Valley Press and longtime contributor to Dodger Magazine, died July 4, 2001 in a car accident en route to cover a game at Dodger Stadium. Johnson was a fixture in the Los Angeles sports community for over 29 years, covering sporting events for the *Pasadena Star-News*, *South Bay Daily Breeze*, *The Signal* and most recently the *Antelope Valley Press*.

Johnson, who is survived by his wife Vicky and four children, covered the Dodgers for many years as well as reporting on the Angels, Kings, USC, UCLA and various prep sports.

T.J. will be missed by his many friends and colleagues both here in Los Angeles and throughout the country.

PUBLIC RELATIONS

Office: (323) 224-1301
 Fax: (323) 224-1459

John Olguin, Director
 (323) 224-1301 - johno@ladodgers.com
 Luis Garcia, Assistant Director
 (323) 224-1301 - luisg@ladodgers.com
 David Tuttle, Manager, Baseball Information
 (323) 224-1307 - davidt@ladodgers.com
 Chris Gutierrez, Coordinator, Baseball Information
 (323) 224-1302 - chrisg@ladodgers.com
 Rachelle Smith, Coordinator, Media Services
 (323) 224-1390 - rachelles@ladodgers.com
 Charise Weller, Office Coordinator
 (323) 224-1392 - charisew@ladodgers.com



CLUBHOUSE: Both the Dodgers' and visiting team clubhouses are located on Level 1 (dugout level). The Dodger dugout is located on the third base side. Only credentialed media with clubhouse or field access will be admitted. The training room is closed to all media, and is only open to players and Dodger officials. The clubhouse is opened to credentialed media 3 1/2 hours prior to the game and closed 45 minutes before game time. The clubhouse is opened 10 minutes after the last out to credentialed media.

CREDENTIALS: Credentials will be issued only to accredited media. Season credentials will be issued only to those news agencies that cover the Dodgers on a daily basis. Requests for all regular season Dodger home games should be made in writing on company letterhead from the sports editor/producer to John Olguin, Director, Public Relations. All requests must be made 24 hours in advance to allow for verification and processing. Credential requests for weekend games must be made by 5 p.m. on that Friday. Please make certain all credential requests are confirmed by the public relations office prior to arrival at the stadium. Credentials can be picked up four hours prior to game time at the Dodger Stadium Press Entrance, located at the top of the media parking lot (Lot 2). Proper identification is required. Credentials must be displayed at all times. There are absolutely no autographs permitted on the field or in the clubhouse. Your credential will allow you to park in the media parking lot (Lot 2).

DISABLED ACCESS: The media parking lot and press box are equipped for disabled media members. For press box access, take the elevator to Level 5. For field and clubhouse access, take the elevator to Level 1. Turn left to enter the clubhouse. To access the field, enter the Dugout Club on Level 1. The ushers will direct media to the lift allowing entrance to the field.

ELEVATORS/ESCALATORS: Located directly behind home plate. Elevators are available on all levels. The escalators are available from the Club/Suite Level (main press box). If you take the escalators, go down two levels to the field level and make a left turn. The first door on your left will lead you to one flight of stairs down to the Dodger

clubhouse and field entrances.

FIELD: Only credentialed media with field access will be allowed on the field. All media must clear the field 45 minutes prior to game time.

GAME NOTES: Game notes and statistics will be available in the main press box prior to game time. Quotes, statistics, postgame notes, box scores and play-by-play sheets will be available after the game.

GAME TICKETS: Complimentary media tickets, subject to availability, must be requested 24 hours in advance for all games, and by 2 p.m. on Friday for weekend and Monday games. Tickets, limited to four per series, can be picked up at the Will Call window in Parking Lot 5. Proper identification is required. The Will Call window opens 90 minutes prior to the game.

PARKING: Parking Lot 2 (Top Deck) is the media parking lot. Enter Dodger Stadium at Gate A, which is at the intersection of Elysian Park Ave. and Stadium Way, and proceed to Lot 2. Each season credential serves as a season parking pass. All media are requested to enter Dodger Stadium through the media parking entrance. Daily credentials are distributed at this entrance only.

PHOTOGRAPHERS: Photographers are not allowed on the field during the game at any time. Photo wells are located at each end of the home and visiting dugouts. Special arrangements for use of the press box level positions can be made through the public relations office. Still photography is not allowed in either clubhouse unless authorized by the Public Relations Director of each club.

PRESS BOX AND DINING ROOM: The main press box is located on Level 5 (Club/Suite Level) directly behind home plate. The media dining area, located in the main press box, is open two hours prior to game time. Beverages and snacks are available during and after the game. The cost for each pre-game meal is \$6, payable at the press dining room entrance.

TELEPHONES: Several charge-a-call phones are located in the main press box.

TELEVISION STATISTICAL ASSISTANCE: The Public Relations Department can refer statisticians for visiting club television. Please contact our department for referrals.

RELACIONES PUBLICAS

Oficina: (323) 224-1301
 Fax: (323) 224-1459

John Olguin, Director
 (323) 224-1301 - johno@ladodgers.com
 Luis García, Director Auxiliar
 (323) 224-1301 - luisg@ladodgers.com
 David Tuttle, Manejador de Información Beisbolista
 (323) 224-1307 - davidt@ladodgers.com
 Chris Gutierrez, Cordinador de Información Beisbolista
 (323) 224-1302 - chrisg@ladodgers.com
 Rachelle Smith, Servicios de la Prensa
 (323) 224-1390 - rachelles@ladodgers.com
 Charise Weller, Cordinadora
 (323) 224-1392 - charisew@ladodgers.com



VESTIDORES: El vestidor de los Dodgers y el equipo visitante están localizados en el primer nivel (dugout level). La banca de los Dodgers está ubicada al lado de la tercera base. Miembros de la prensa con acceso al vestidor y el campo de juego serán admitidos. El cuarto del entrenador físico está cerrado a todo miembro de la prensa, y solamente está abierto para jugadores y oficiales de los Dodgers. El vestidor está abierto para miembros de la prensa con credenciales 3 horas y media antes del comienzo del partido y se cierra 45 minutos antes del encuentro. El vestidor se abre 10 minutos después del último out para todo miembro de la prensa con credenciales.

CREDENCIALES: Credenciales solamente serán otorgadas a miembros de la prensa que son acreditados. Credenciales para la temporada solamente serán otorgadas a agencias que diariamente cubren a los Dodgers. Solicitudes de credenciales para partidos de la temporada regular tendrán que ser enviadas por escrito en papel membretado de parte de su editor/productor a John Olguin, Director de Relaciones Públicas. Toda solicitud tendrá que ser mandada 24 horas antes del partido para permitir suficiente tiempo para verificar y procesar la solicitud. Solicitudes de credenciales para partidos durante el fin de semana tendrán que ser hechas antes de las 5 p.m. del viernes. Por favor asegúrese de verificar que hemos recibido su solicitud antes de llegar al estadio el día del partido. Credenciales pueden ser recogidas cuatro horas antes del comienzo del partido en la entrada para la prensa en Dodger Stadium, localizada en el lote 2. Identificación apropiada será requerida. Credenciales tendrán que ser mostradas todo el tiempo dentro del estadio. Absolutamente no se permite pedir autógrafos en el campo de juego o en los vestidores. Al igual, su credencial le permitirá estacionarse en el lote 2 donde se estaciona la prensa.

ACCESO PARA INCAPACITADOS: El estacionamiento y palco de prensa están equipados para miembros de la prensa incapacitados. Para acceso al palco de prensa, tome el elevador al Nivel 5. Para acceso al campo de juego y los vestidores, tome el elevador al Nivel 1. De vuelta a la izquierda para entrar al vestidor. Para acceso al campo de juego, entre por el Dugout Club en el Nivel 1. Los edecanes lo dirigirán hacia la plataforma que le dará acceso al terreno de juego.

ELEVADOR/ESCALERA MECÁNICA: Ubicadas detrás del pentágono. Los elevadores se encuentran en cada nivel del estadio. Las escaleras mecánicas están disponibles en el nivel Club/Suite (palco de prensa principal). Si toma la escalera mecánica, baje dos niveles al nivel de campo y dé vuelta a la izquierda. La primera puerta a su izquierda lo guiará hacia las escaleras que lo llevarán al vestidor de los Dodgers y la entrada hacia el campo de juego.

CAMPO DE JUEGO: Solamente miembros de la prensa con acceso al campo de juego serán permitidos en el terreno de juego. Todo miembro de la prensa tendrá que dejar el campo de juego 45 minutos antes del partido.

NOTAS SOBRE EL PARTIDO (Game Notes): Notas sobre el partido y estadísticas estarán disponibles en el palco de prensa antes del partido. Citas, estadísticas, box scores y el resumen de jugada-por-jugada estarán disponibles después del partido.

BOLETOS PARA PARTIDOS: Boletos complementarios para la prensa, sujetos a disponibilidad, deben ser pedidos 24 horas antes del partido o antes de las 2 p.m. del viernes para partidos durante el fin de semana o el lunes. Los boletos, limitados a cuatro por serie, pueden ser recogidos en la ventanilla de Will Call en el estacionamiento 5. Identificación apropiada será requerida. La ventanilla de Will Call abre 90 minutos antes del comienzo del partido.

ESTACIONAMIENTO: La plaza de estacionamiento 2 (Top Deck) es el lote designado para la prensa. Entre a Doger Stadium por la Puerta A, la cual se encuentra en la intersección de la Avenida Elysian Park y Stadium Way, y continúe hacia la Puerta A. Cada credencial de temporada sirve como su pase de estacionamiento. Se solicita que todo miembro de la prensa entre al estacionamiento por la entrada designada para la prensa (Puerta A). Credenciales para el día del partido solamente son distribuidas en la Puerta A.

FOTÓGRAFOS: No se permiten fotografías en el campo de juego en ningún momento durante el partido. El área para los fotógrafos se encuentra en las cajas al final de ambas bancas. Arreglos especiales para el uso de posiciones dentro del palco de prensa principal se pueden hacer con la oficina de relaciones públicas. Fotos dentro de los vestidores no son permitidas a menos que reciban la autorización del Director de Relaciones Públicas de cada equipo.

PALCO DE Prensa Y COMEDOR: El palco de prensa principal está ubicado en el Nivel 5 directamente detrás del pentágono. El comedor para la prensa, localizado en el palco de prensa principal, se abre dos horas antes del comienzo del partido. Bebidas y bocadillos están disponibles durante y después del partido. El precio de cada comida antes del partido es de \$6, pagadero a la entrada del comedor.

TELÉFONOS: Varios teléfonos por cobrar están localizados en el palco de prensa principal.

ESTADÍSTICAS PARA TRANSMISIONES TELEVISIVAS: El Departamento de Relaciones Públicas puede referir estadistas para transmisiones televisivas del equipo visitante. Favor de comunicarse con el departamento de relaciones públicas para ser referidos a alguien.

電話： (323) 224-1301
 ファクス： (323) 224-1459

John Olguin, 部長

電話：(323) 224-1301, 電子メール：johno@ladodgers.com

Luis Garcia, 部長補佐

電話：(323) 224-1301, 電子メール：luisg@ladodgers.com

David Tuttle, 野球情報マネージャー

電話：(323) 224-1301, 電子メール：davidt@ladodgers.com

Chris Gutierrez, 野球情報コーディネーター

電話：(323) 224-1301, 電子メール：chrisg@ladodgers.com

Rachelle Smith, メディア・リレーション・サービス

電話：(323) 224-1301, 電子メール：rachelles@ladodgers.com

Charise Weller, オフィス・コーディネーター

電話：(323) 224-1301, 電子メール：charisew@ladodgers.com



クラブハウス：ドジャースとピッツバーグのクラブハウスは1階(ダグアウト/グラウンド・レベル)にあります。

ドジャースのダグアウトは三塁側です。「Clubhouse Access」と記されたパスを所持しているメディアのみクラブハウスへの立ち入りが認められます。選手とドジャース社員を除き、メディアのトレーニングルーム立ち入りは禁止されています。試合開始3時間前から45分前の時間帯のみ、パス所持者に対しクラブハウスへの立ち入りが許可されます。また試合終了の10分後よりパス所持者はクラブハウスへの立ち入りが許可されます。

パス(クリデンシャル)：許可されたメディアのみに交付されます。シーズンパスはドジャースの全ホームゲーム取材するメディアのみに交付されます。ホームゲームパスのお申し込みはスポーツ・エディターもしくはプロデューサーより社名入りの便箋にてドジャース広報部長「John Olguin」宛てにお送り下さい。パスのお申し込み

は当方の確認と事務処理のため、試合開始24時間前までにドジャース広報部にお申し込み下さい。週末及び月曜日の試合のパスお申し込みは週末前の金曜日午後5時までお申し込み頂く必要があります。なお、ドジャース球場にお越し頂く前に必ずパス許可の有無をドジャース広報部より再確認して下さい。パスの受け取りは試合開始4時間前よりメディア駐車場(Lot 2)に隣接した

ドジャース球場メディア入口にてお受け取り頂きます。お受け取り頂く際に身分証明書が必要です。ドジャース球場内では常にパスを携帯し、なおかつ表示しておく必要があります。グラウンド及びクラブハウスにてサイン要求は厳禁となっておりますのでご注意ください。パス所持者はメディア駐車場(Lot 2)に駐車することが出来ます。

身体障害者アクセス：メディア駐車場及びプレスボックスは身障者用に整備されています。プレスボックスへのアクセスはエレベーターを使用し、5階まで行って下さい。クラブハウス及びグラウンドへのアクセスはエレベーターを使用し1階まで行って下さい。ドジャース・クラブハウスの入口はエレベーターを出て左に行きます。グラウンドへは「Level 1」のダグアウトクラブにお入り頂き、案内係りの誘導でリフトにてグラウンドへアクセスして頂きます。

エレベーター及びエスカレーター：ホームゲームの後方にあります。エレベーターは全階ご使用出来ます。エスカレ

ーターのご利用は5階の「Club/Suite Level」よりご利用頂きます。エスカレーターご利用でグラウンド及びクラブハウスに行かれる際はエスカレーターで2つ階を下り、フィールドレベル(エスカレーター終点)で左側の最初のドアを開け、階段をさらに1階下り頂くとグラウンドレベルです。

グラウンド：グラウンドへのアクセスは「Field Access」と表示されたパスを所持したメディアのみグラウンドに立ち入ることが認められます。グラウンド内の全メディアは試合開始45分前にグラウンドから退去する必要があります。

試合ノート(ゲームノート)：試合に関する情報及び記録は試合前にプレスボックスにて入手可能です。スコア、試合後ノート、ボックススコア及びプレイ・バイ・プレイ情報などは試合終了後に入手することが出来ます。

入場券：メディア用の無料入場券は各試合の24時間前までにお問い合わせ下さい。週末と月曜日の試合のメディア入場券は週末前金曜日の午後2時まで問い合わせ下さい。都合により無料入場券を配付出来ない場合もあります。入場券(シリーズ限定4枚)は5番駐車場内「Will Call」窓口にて入手出来ます。入手の際には身分証明書が必要で、「Will Call」窓口は試合開始1時間前前オープンします。

カメラマン：試合中のグラウンド内への立ち入りは禁止されています。ドジャースとピッツバーグのダグアウト横に撮影用の場所(Camera Well)を設けております。プレスボックスからの撮影をご希望の場合はドジャース広報部までお問い合わせ下さい。クラブハウス内での撮影は事前の両球団広報部長の認可がない限り禁じられております。

プレスボックスと食堂：メインプレスボックスはホームベース後方5階(Club/Suite Level)にあります。メインプレスボックス内のメディア用食堂は試合開始2時間前にオープンします。飲み物及びスナック等は試合中、試合終了後もご利用頂けます。試合前のお食事代は\$6で、お支払いは食堂の入口にてお願い致します。

電話機：チャージ・コール用電話機15台をメインプレスボックス内に設置しております。

テレビ局向けの各記録のアシスト：ピッツバーグのテレビ局の方でスコアラー(Statistician)のアシストが必要な場合は広報部までお問い合わせ下さい。



VIN SCULLY

HALL OF FAME BROADCASTER

Vin Scully, whose status as one of the top sportscasters in history was reaffirmed recently when he was voted "Sportscaster of the 20th Century," enters his 53rd season as the "voice of the Dodgers" on FOX Sports Net 2, UPN TV Channel 13 and Fox Sports AM 1150. The Hall of Famer's 53 years of consecutive service with the Dodgers is the longest of any current Major League broadcaster with one team.

Scully, whose vivid yet simplistic description of a baseball game has thrilled fans for years, joined Hall of Fame announcer Red Barber and Connie Desmond as part of the Brooklyn Dodgers' broadcast team in 1950, just a year after graduating from Fordham University. Scully, who played outfield for two seasons on Fordham's baseball team, called baseball, basketball and football games for the university's radio station. In 1982, 32 years after he first became a Dodger broadcaster, Scully reached the pinnacle of his sparkling career in baseball when he was inducted into the National Baseball Hall of Fame as the Ford C. Frick Award recipient.

In July 2000, Scully was elected as the top sportscaster of the 20th century by more than 500 national members of the American Sportscasters Association. He topped such broadcasting icons as Howard Cosell, Mel Allen and others in balloting by the ASA, a non-profit organization that recognizes achievements in sports broadcasting. Also in 2000, Scully was honored by Fordham University in Bronx, NY as he received a Doctorate of Humane Letters honorary degree. He also was the commencement speaker for Fordham's 2000 graduating class of 3,765. On April 21, 2001, the press box at Dodger Stadium was named in Scully's honor.

In addition to his Dodger broadcasts, the multi-talented broadcaster called play-by-play for National Football League games and PGA Tour events on CBS TV from 1975-82 and play-by-play for Major League Baseball's Game of the Week, three World Series and four All-Star Games on NBC TV from 1983-89. Scully also called play-by-play for the World Series on CBS Radio from 1990-97. In all, he has called 25 World Series and 12 All-Star Games.

Scully portrayed himself in "For the Love of the Game," the 1999 Universal Pictures release starring Kevin Costner. During the 1999 World Series, Scully served as master of ceremonies at Major League Baseball's "All Century Team" unveiling at Atlanta's Turner Field. He was also named "best of the century" in Los Angeles Sports broadcasting by the *Long Beach Press-Telegram* and the "poet laureate of baseball" by *USA Today*. This year Scully will lend his voice to Sony Playstation's MLB 2002 video game for the fourth time.

SOME OF HIS OTHER BROADCASTING HIGHLIGHTS INCLUDE:

- Three perfect games (Don Larsen in 1956, Sandy Koufax in 1965 and Dennis Martinez in 1991) and 18 no-hitters.
- Johnny Podres' shutout of the Yankees in Game 7 of the 1955 World Series, which gave the Dodgers their first World Championship.
- The Dodgers' first game in Los Angeles at the Coliseum on April 18, 1958.
- The Yankees-Dodgers exhibition game on May 7, 1959 that honored Roy Campanella before a major league record 93,103 fans at the Los Angeles Coliseum.
- The Dodgers' playoff win over the Milwaukee Braves and World Series victory over the Chicago White Sox in 1959, which gave them their second World Championship; and other World Championship seasons in Los Angeles in 1963, 1965, 1981 and 1988.
- Don Drysdale's 58.2 scoreless innings streak in 1968 and Orel Hershiser's 59 scoreless innings streak in 1988.
- Hank Aaron's 715th career home run that broke Babe Ruth's major league record at Atlanta's Fulton County Stadium on April 8, 1974.
- Barry Bonds' record-breaking 71st, 72nd and 73rd home runs.
- The rookie seasons of Fernando Valenzuela in 1981 and Hideo Nomo in 1995.

Scully, master of the English language, has won numerous awards and honors throughout his career, including being named the Most Memorable Personality in L.A. Dodger history by Dodger fans in 1976.

OTHER AWARDS INCLUDE:

- Named the country's Outstanding Sportscaster four times and California Sportscaster of the Year 24 times by the National Sportscasters and Sportswriters Association, including being honored at the 2001 California Sportscaster of the Year in 2001.
- Recipient of the Lifetime Achievement Sports Emmy Award from the National Academy of Television Arts and Sciences in 1996 for his "distinguished and outstanding" work.
- Inducted into the American Sportscasters Association's Hall of Fame in 1992.
- Inducted into the Southern California Sports Broadcasters Hall of Fame in 1997.
- Won the Los Angeles area Governors Emmy Award from the Academy of the Television Arts and Sciences' Board of Governors in 1992 for his special contribution to television in Los Angeles.
- Named the Southern California Sports Broadcaster Association's Sportscaster of the Year in 1991, 1992 and 1994; Broadcaster of the Year in 1984; Radio Play-by-Play award in 1991; and Baseball Play-by-Play award in 1993.
- Named American Sportscasters Association's Sportscaster of the Year in 1985.
- Won the Voice of Vision award in 1992 for his "incredible gift of painting vivid word pictures so those without sight can also see Dodger baseball."
- Recipient of the United States Sports Academy's Ronald Reagan Media Award in 1987.
- Had his star placed on the Hollywood Walk of Fame in 1982.

Scully continued

- In 1995, had a baseball field named after him in Bogota, NJ, where he resided while working with the Brooklyn Dodgers.
- Received the inaugural Arthur Daley Memorial Award in 1995, which is presented to a Fordham alumnus who has distinguished himself in the field of athletic journalism.
- Had a tribute in his honor from the Academy of Television Arts and Sciences in November 1997.

**ROSS PORTER****BROADCASTER**

Ross Porter, whose tenure with the Dodgers is among the longest of any broadcaster with one major league team, begins his 26th season with the club on FOX Sports Net 2, UPN TV Channel 13 and Fox Sports AM 1150. In addition to his play-by-play duties, he hosts the Dodgers' postgame show and "DodgerTalk". The Dodgers honored Porter's 25th season with the club with special pregame ceremonies on April 29, 2001.

Porter won the Southern California Sportscaster Association's Tom Harmon Award for Radio Sports Anchor in 1991 and Radio Talk Show Host award in 1992 and 1993. He also won "Best Talk Show" honors at the SCSBA's annual awards in February 1999.

Porter holds the major league record for the longest consecutive play-by-play by one announcer when he called the action in a 22-inning game between the Dodgers and Expos on Aug. 23, 1989. The game, which the Dodgers won 1-0 on a home run by Rick Dempsey, lasted six hours and 14 minutes. For that broadcast, Porter was honored with a Special Achievement Award by the SCSBA in 1990.

A play-by-play announcer since the age of 14, the University of Oklahoma graduate is the only broadcaster to have called the action for both a World Series champion (1981 and 1988 Dodgers) and a NCAA basketball champion (1990 UNLV). He won an Emmy during his 10-year stint as a sportscaster for KNBC TV before joining the Dodgers in 1977. Porter also called National Football League games for NBC TV from 1970-76 and provided play-by-play for the 1977 and 1978 World Series and the 1984 N.L. Championship Series on CBS Radio and the 1988 World Series for the Dodgers' flagship station KABC (790 AM). Porter is one of 24 voters for the Jim Thorpe Award, given annually to the top defensive back in college football.

**RICK MONDAY****BROADCASTER**

Former Los Angeles outfielder and two-time Major League All-Star Rick Monday begins his ninth full season as a Dodger broadcaster on FOX Sports Net 2, UPN TV Channel 13 and Fox Sports AM 1150

Monday, who joined the Dodgers' broadcast team in 1993, began his broadcasting career as a sports anchor on KTTV in Los Angeles in 1985 while also calling play-by-play and hosting the pregame show for Dodger games on Dodger Vision and Z Channel. He was nominated for an Emmy as host of the Dodgers' pregame show on KTTV's "Dodger Central" in 1988. Monday was also a color commentator for CBS TV at the College World Series championship game in 1988. He moved to San Diego in 1989 and called play-by-play for the Padres on radio and television for four seasons.

The 2001 season marked the 25th anniversary of one of the most dramatic moments of Monday's playing career. While playing for the Chicago Cubs in 1976, he saved the American flag from being burned by two protesters in left field at Dodger Stadium on April 25. Al Campanis, former Dodger Vice President, Player Personnel, presented the flag to Monday after it was used as evidence in the case against the two protesters.

A star at Arizona State University, Monday led the Sun Devils to the 1965 College World Series Championship and earned All-America and College Player of the Year honors before the Kansas City Athletics made him the first player selected in the initial major league First-Year Player Draft.

He made his major league debut in 1966 and spent six seasons with the Athletics and five with the Cubs before joining the Dodgers as part of a five-player trade in 1977. Monday played eight seasons for the Dodgers and helped them to a World Championship and three N.L. pennants. Overall, he compiled a .264 career batting average with 241 home runs and appeared in five League Championship Series and two All-Star Games.

Monday continued

The former left-handed hitter is also known for his dramatic, game-winning home run in the ninth inning of Game 5 of the 1981 N.L. Championship Series at Montreal, which gave the Dodgers a 2-1 victory and a berth in the World Series. In 1995, Monday received the William A. Shea Distinguished Little League Graduate Award, which is given to a Major League Baseball player or individual who best exemplifies the spirit of the Little League Baseball program.



JAIME JARRIN

HALL OF FAME BROADCASTER

Jaime Jarrin, among the most recognizable voices in Hispanic broadcasting and one of two current Dodger Hall of Fame announcers, begins his 44th season as "the Spanish voice of the Dodgers" on KWKW 1330 AM. His smooth melodic voice is also heard on FOX Sports Net 2's SAP channel. The Dodgers, with Jarrin and longtime English-language broadcaster Vin Scully, are the only major league club to feature a pair of Hall of Fame announcers.

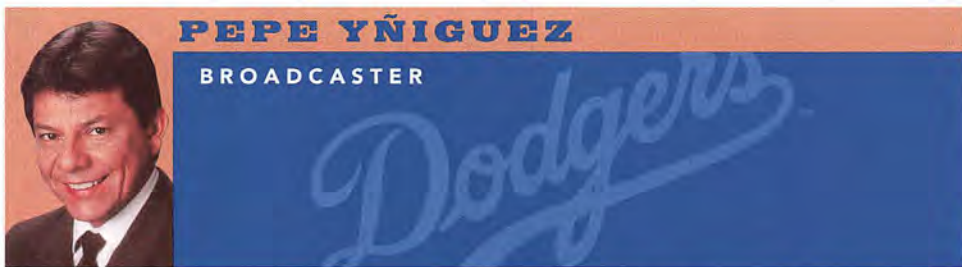
Jarrin became the club's No. 1 Spanish-language broadcaster in 1973, 14 years after he first joined the Dodgers. Also Vice President, News and Sports for the Lotus Broadcasting Corp., whose station KWKW is the flagship of the Dodgers' Spanish radio network, Jarrin was inducted into the National Baseball Hall of Fame on July 26, 1998 in Cooperstown, NY as the recipient of the Ford C. Frick Award. Named in honor of the former broadcaster and Commissioner of Baseball, the Frick Award has been given annually since 1978 to a broadcaster "for major contributions to the game of baseball."

Jarrin became only the second Spanish-language announcer to be inducted into the Hall of Fame, joining Buck Canal. Jarrin was also the first recipient of the Southern California Broadcaster Association's President's Award in February 1998. He was given the highest award by the National Association of Hispanic Journalists in June 1998 and received a star on the Hollywood Walk of Fame in September 1998. On June 21, 2002 Jaime will be inducted into the California Broadcasters Association Hall of Fame.

His other honors included being awarded La Gran Cruz al Merito en El Grado de Comendado (the highest medal awarded to non-military personnel) in his native Ecuador in January 1992, named as one of the top 100 Influential Hispanics in the United States by Hispanic Business Magazine in 1990 and the first Latin American to win the Golden Mike Award in 1970 and 1971. In January 2000 he spoke at the MLB Rookie Development seminar, which is designed to prepare top minor league prospects for the major leagues.

During the 1984 Olympic Games in Los Angeles, Jarrin was in charge of all Spanish radio coverage and production. He has called more than 30 world championship boxing title bouts throughout the world for radio and television stations in Latin America. His broadcasts of the All-Star Game, League Championship Series and World Series on CBS, the Latina Broadcasting Network, Cadena Latina and Caracol from 1989 to 1999 were carried on more than 300 stations.

Jarrin studied philosophy, letters, journalism and broadcasting at Central University of Ecuador in Quito. His son, Jorge - "The Captain" - covers traffic for English and Spanish radio stations in Los Angeles.



PEPE YÑIGUEZ

BROADCASTER

Spanish-language broadcaster Pepe Yñiguez begins his third full season and fifth overall with the Dodgers on KWKW 1330 AM. After covering special broadcasting assignments for the Dodgers in 1998, Yñiguez made his debut in 1999 as a full-time broadcaster while also assisting the club in its community and publicity efforts in Spanish-speaking areas. During the offseason the past three years, Yñiguez has hosted "Central Deportiva," a weekly sports talk show airing Sunday afternoon on KWKW. In 2000 and 2001, Yñiguez served as the color commentator for the Caribbean World Series and the 2001 World Series.

Yñiguez has worked for KWKW since 1982 and hosted the Dodgers' pre- and postgame shows, "Hablando con los Dodgers," since 1993. He also served as an occasional play-by-play replacement on Dodger Spanish broadcasts in 1997.

Yñiguez, who was a reporter at KWKW prior to joining the Dodgers, also served as a color commentator for the Los Angeles Raiders' broadcasts from 1993-95 and did play-by-play for FOX Sports Americas at selected Major League Baseball games, the All-Star Game, A.L. Championship Series and World Series in 1997 and 1998.

RADIO BROADCASTS: All Dodger games can be heard over the Dodger radio network. Vin Scully, Ross Porter and Rick Monday call all the action over KXTA (1150 AM). Jaime Jarrin and Pepe Yñiguez handle the play-by-play for all games in Spanish on KWKW (1330 AM).

ENGLISH BROADCASTERS

Year	Broadcasters
1939-41	Red Barber, Al Helfer
1942	Red Barber, Alan Hale
1943-47	Red Barber, Connie Desmond
1948-49	Red Barber, Connie Desmond, Ernie Harwell
1950-53	Red Barber, Connie Desmond, Vin Scully
1954-55	Vin Scully, Connie Desmond, Andre Baruch
1956	Vin Scully, Connie Desmond, Al Helfer, Jerry Doggett
1957	Vin Scully, Al Helfer, Jerry Doggett
1958-76	Vin Scully, Jerry Doggett
1977-87	Vin Scully, Jerry Doggett, Ross Porter
1988-93	Vin Scully, Don Drysdale, Ross Porter
1993-present	Vin Scully, Ross Porter, Rick Monday

SPANISH BROADCASTERS

Year	Broadcasters
1958	Rene Cardenas, Miguel Alonzo, Milt Nava
1959-61	Rene Cardenas, Jaime Jarrin, Miguel Alonzo
1962-72	Jose Garcia, Jaime Jarrin
1973-81	Jaime Jarrin, Rudy Hoyos
1982-89	Jaime Jarrin, Rene Cardenas
1990	Jaime Jarrin, Rene Cardenas, Tito Rondon
1991-97	Jaime Jarrin, Rene Cardenas
1998	Jaime Jarrin, Rene Cardenas, Pepe Yñiguez
1999-present	Jaime Jarrin, Pepe Yñiguez



Station	On Dial	City	Station	On Dial	City
KXTA	1150	Los Angeles	KEWS	1290	Riverside/San Bernardino
KWKW	1330	Los Angeles*	WSTA	1340	St. Thomas, US Virgin Islands+
KDEF	1150	Albuquerque, NM	KVEC	920	San Luis Obispo
KNZR	1560	Bakersfield	KIST	1340	Santa Barbara
KMET	1490	Banning	KIIS	1220	Santa Clarita
KBOV	1230	Bishop	KSMA	1240	Santa Maria
KROP	1300	Brawley/El Centro	KBET	850	Thousand Oaks
KICO	1490	Calexico/El Centro*	KVEN	1450	Ventura/Oxnard
KCBL	1340	Fresno+	WTTB	1490	Vero Beach, FL+
KTHR	1230	Gallup, NM+	KVBL	1400	Visalia
KGU	760	Honolulu, HI+	KYPA	1230	Los Angeles (Korean)+
KAOI	1110	Kahului, Maui, HI+			
KAVL	610	Lancaster			
KPSI	920	Palm Springs			
KWPU	1220	Pomona/Ontario/Riverside*			

*Spanish +Selected Games **All stations are on AM radio dial.

Listings as of February 1, 2002

Fox Sports Net 2 enters its fifth season as the cable television home of the Los Angeles Dodgers, telecasting one sprint training and 80 regular season games in 2002. Vin Scully and Ross Porter call the action on Fox Sports Net 2.

Fox Sports Net 2 also telecasts the Los Angeles Dodgers pregame show, *Dodgers Dugout*, one half-hour prior to each home game. The show, hosted by Jim Watson or Paul Sunderland with analyst Rick Monday, includes features and interviews with Dodgers players, coaches and management, plus offers an extensive preview of the game.



One of the country's largest regional sports networks, Fox Sports Net 2 provides 24-hour sports programming to more than 3.7 million cable subscribers in Southern California, Hawaii and Nevada. Fox Sports Net 2 presents more live, local home team sports programming than any other cable network or broadcast station in the market.

In addition to the Dodgers, the Fox Sports Net 2 programming lineup includes the Los Angeles Clippers, Mighty Ducks of Anaheim, Los Angeles Galaxy, Los Angeles Avengers, USC, UCLA, University of Hawaii and Pepperdine University athletics, horse racing from Santa Anita, Hollywood Park, Los Alamitos and Del Mar, plus the *High School Game of the Week* and San Diego Chargers pre-season games.

Fox Sports Net, Fox Sports Net 2's sister station, provides regional sports programming to five million viewers in Southern California, Nevada and Hawaii with a programming menu that features the Anaheim Angels, Los Angeles Lakers and Los Angeles Kings. Fox Sports Net also features the popular *Southern California Sports Tonight* live at 6:30 PM and the *Southern California Sports Report* at 10 PM or immediately following Dodgers games on Fox Sports Net 2. These nightly news shows have made their mark as the No. 1 place for Southern California sports fans to get the more regional sports news, up to the minute scores, highlights, and interviews with a more local perspective than any other show on television.

Fox Sports Net's national programming includes Pac-10 and Big 12 football, Pac-10 basketball, PGA Tour coverage, nightly NASCAR coverage, ATP tennis and Sunday Night Fights. Also shown nationally are *The Best Damn Sports Show Period*, *The Last Word with Jim Rome*, *NFL This Morning* and *Beyond the Glory*.

Fox Sports Net is the first truly national, regional and local supplier of sports programming and reaches over 78 million homes through 21 regional sports networks.

The 2002 campaign marks the debut of the Los Angeles Dodgers on UPN Channel 13-KCOP, which will televise five spring training games and 50 regular season games in each of the next three seasons. The over-the-air television agreement was announced on Nov. 12, 2001.

UPN 13 becomes just the third television home of the Dodgers since moving to Los Angeles, having been on KTTV FOX 11 (1958-92) and KTLA Channel 5 (1993-2001).



KCOP, Channel 13, has been entertaining Los Angeles for more than 50 years and starting the 2002 season is proud to be the new broadcast home of the Los Angeles Dodgers. KCOP debuted Sept. 17, 1948 as KLAC-TV, the call letters L-A-C stood for Los Angeles, California. KCOP looks forward to continuing that sports tradition. In fact, their very first telecast dating back to 1948, was a live telecast of a USC football game at the Los Angeles Coliseum.

A talented staff of personalities and technicians helped place Channel 13 on the map, with an eclectic mix of sports and live entertainment. In the early days, Los Angeles television meant local programming and, at one time or another, many stars of early network TV called Channel 13 their home, including Betty White, Bobby Short, Eddie Albert, Oscar Levant and Steve Allen. The film director, Sam Peckinpah, worked behind the scenes as a grip and Regis Philbin, the popular talk and game show host, was a news writer.

In 1954, a transfer of ownership changed Channel 13's call letters to KCOP, the C-O-P portion of the call letters was short for Copley Press, the station's new owners. KCOP continued to produce innovative programming, from travelogues to kids' shows but the constant was always, live, local sports.

Sports programming on Channel 13 has included USC and UCLA football, Hollywood Stars baseball, boxing, wrestling and jai alai. Clippers basketball also aired on KCOP in the early '90's and broadcast the Los Angeles Marathon since its inception in 1986 until 2001.

KCOP is owned and operated by Fox Television Stations, Inc. One of the nation's largest owned-and-operated network broadcast groups, Fox Television Stations, Inc. consists of 33 stations covering nearly 46 percent of U.S. television homes.

DODGERS FIRST ON TV

The Brooklyn Dodgers and Cincinnati Reds were the first clubs to appear on television when an NBC experimental station televised the first game of a doubleheader on Aug. 26, 1939.

SOUTHERN CALIFORNIA MEDIA

Newspapers

Antelope Valley Press
P.O. Box 4050
Palmdale, CA 93550
Sports: John Purcell
Phone: (661) 273-8465
FAX: (661) 947-4870

Daily Breeze

5215 Torrance Blvd.
Torrance, CA 90503
Sports: Todd Bailey
Phone: (310) 540-4201
FAX: (310) 540-3067

Excelsior (Spanish)

117 W. Fourth St.
Santa Ana, CA 92701
Sports: Rigoberto Flores
Phone: (714) 569-0156
FAX: (714) 953-0345

Inland Valley Daily Bulletin

2041 E. Fourth St.
Ontario, CA 91761
Sports: Jim Gazzolo
Phone: (909) 483-9374
FAX: (909) 948-9038

La Opinion (Spanish)

411 W. Fifth St.
Los Angeles, CA 90013
Sports: Rafael Ramos
Phone: (213) 896-2033
FAX: (213) 896-2171

La Voz Libre (Spanish)

3107 W. Beverly, Ste. 1
Los Angeles, CA 90057
Sports: Angel Prada
Phone: (213) 388-2903
FAX: (213) 388-2053

Long Beach Press-Telegram

604 Pine Ave.
Long Beach, CA 90844
Sports: Jeff Parenti
Phone: (562) 499-1323
FAX: (562) 437-8914

Los Angeles Daily News

P.O. Box 4200
Woodland Hills, CA 91365
Sports: Doug Jacobs
Phone: (818) 713-3607
FAX: (818) 713-3436

Los Angeles Sentinel

3800 Crenshaw Blvd.
Los Angeles, CA 90008
Sports: Rhonda Smith
Phone: (323) 299-3800
FAX: (323) 299-3896

Los Angeles Times

202 W. First St.
Los Angeles, CA 90012
Sports: Bill Dwyre
Phone: (213) 237-7145
FAX: (213) 237-7876

Orange County Register

625 N. Grand Ave.
Santa Ana, CA 92701
Sports: Greg Gibson
Phone: (714) 796-7802
FAX: (714) 796-6765

Riverside Press-Enterprise

3512 14th St.
Riverside, CA 92501
Sports: Nels Jensen
Phone: (909) 782-7595
FAX: (909) 782-6009

San Bernardino Sun

399 North D St.
San Bernardino, CA 92401
Sports: Paul Oberjuege
Phone: (909) 386-3865
FAX: (909) 384-0327

San Gabriel Valley Newspaper Group

1210 N. Azusa Canyon
West Covina, CA 91790
Sports: Doug Spoon
Phone: (626) 962-8811
FAX: (626) 856-2758

The Tidings

3424 Wilshire Blvd.
Los Angeles, CA 90010
Sports: Rich Goul
Phone: (213) 637-7360
FAX: (213) 637-6360

20 De Mayo (Spanish)

1824 Sunset Blvd., Ste. 202
Los Angeles, CA 90026
Sports: Angel Torres
Phone: (213) 483-8511
FAX: (213) 483-6474

USA Today

10866 Wilshire, Ste. 890
Los Angeles, CA 90024
Sports: David Leon Moore
Phone: (310) 882-2400
FAX: (310) 443-8923

Korea Central Daily

690 Wilshire Place
Los Angeles, CA 90005
Sports: Min S. Moon,
Bradley Park
Phone: (213) 368-2641
FAX: (213) 389-8384

Korea Times

4525 Wilshire Blvd.
Los Angeles, CA 90010
Sports: Danny Kim
Phone: (323) 692-2024
FAX: (323) 692-2062

Rafu Shimpo (Japanese)

259 S. Los Angeles St.
Los Angeles, CA 90012
Sports: David Inana
Phone: (213) 629-2231
FAX: (213) 687-0737

Wire Services

Associated Press

221 S. Figueroa, Ste. 300
Los Angeles, CA 90012
Sports: John Nadel,
Ken Peters, Joe Resnick
Phone: (213) 626-1200
FAX: (213) 346-0200

Radio Stations

ARROW 93.1 FM

6121 Sunset Blvd.
Hollywood, CA 90028
Sports: Clark Macy, Scott
St. James
Phone: (323) 460-3293
FAX: (323) 460-3027

KFI (640 AM)/KOST (103.5 FM)

610 Ardmore Ave.
Los Angeles, CA 90005
Sports: Rich Marotta
Phone: (213) 385-0101
FAX: (213) 389-7640

KFWB (870 AM)

6230 Yucca Street
Los Angeles, CA 90028
Sports: Joe Cala, Bret
Lewis, Ted Sobel
Phone: (323) 871-4633
FAX: (323) 871-4670

KLOS (95.5 FM)

3321 S. La Cienega
Los Angeles, CA 90016
News: Chuck Moshontz
Phone: (310) 840-4859
FAX: (310) 558-7685

KLSX (97.1 FM)

3580 Wilshire
Los Angeles, CA 90010
Sports: Michael Sponberg
Phone: (213) 383-4222
FAX: (213) 637-5279

KMPC (1540 AM)

2800 28th Street, Suite
143
Santa Monica, CA 90404
Phone: (310) 452-7100
FAX: (310) 452-8010

KNX-AM (1070 AM)

6121 Sunset Blvd.
Los Angeles, CA 90028
Sports: Chuck Madden
Steve Grad
Phone: (323) 460-3343
FAX: (323) 460-3275

KPWR (105.9 FM)

2600 W. Olive, Ste. 850
Burbank, CA 91505
Sports: Jason Ryan
Phone: (818) 953-4200
FAX: (818) 848-0961

KRLA (870 AM)

701 N. Brand Blvd. #550
Glendale, CA 91203
Sports: Irv Kaze
Phone: (818) 956-5552
FAX: (818) 551-1110

KROQ (106.7 FM)

500 W. Olive, Ste. 900
Burbank, CA 91505
Sports: Jay Tillus
Phone: (818) 567-1067
FAX: (818) 520-1329

KRTH AM/FM (101.1 AM)

5901 Venice Blvd.
Los Angeles, CA 90034
Sports: Joni Caryl
Phone: (323) 937-5230
FAX: (323) 936-3427

KSPN ESPN (1110 AM)

3321 S. La Cienega
Los Angeles, CA 90016
Sports: Joe McDonnell
Phone: (310) 840-4900
FAX: (310) 558-5691

KTNQ-AM - Spanish (1020 AM)

1645 N. Vine
Hollywood, CA 90028
Sports: Rolando Gonzales
Phone: (213) 385-0101
FAX: (213) 427-7970

KWKW-AM (Spanish)

1330 AM
6290 Sunset, 16th Fl.
Hollywood, CA 90028
Sports: Oscar Prado
Phone: (323) 466-8111
FAX: (323) 465-6210

KXTA Fox Sports -(1150 AM)
610 S. Ardmore
Los Angeles, CA 90005
Sports: A. Martinez,
Julio Morataya
Phone: (213) 427-7257
FAX: (213) 427-7905

Radio Korea (1230 AM)
626 Kingsley Dr.
Los Angeles, CA 90005
Sports: Richard Choi
Phone: (213) 487-1300
FAX: (213) 487-7744

XPRS-AM - Spanish (1390 AM)
6290 Sunset Blvd.
Hollywood, CA 90028
Sports: Manolo Sevallos
Phone: (213) 856-5151
FAX: (213) 749-6894

XTRA (690 AM)
4891 Pacific Coast Hwy.
San Diego, CA 92110
Sports: Joe Tutino,
Lee Hamilton
Phone: (619) 291-6397
FAX: (619) 291-5622

Television Stations

KABC (7)
500 Circle Seven Dr.
Glendale, CA 91201
Sports: Rob Fukuzaki, Bill Weir
Phone: (818) 863-7677
FAX: (818) 863-7889

KCBS (2)
6121 Sunset Blvd.
Hollywood, CA 90028
Sports: Jim Hill,
Bret Lewis
Phone: (323) 460-3252
FAX: (323) 460-3337

KCAL (9)
5515 Melrose Ave.
Los Angeles, CA 90038
Sports: John Ireland,
Derrin Horton
Phone: (323) 960-3848
FAX: (323) 962-5244

KCOP-UPN (13)
915 N. La Brea
Los Angeles, CA 90038
Sports: Geraud Moncure
Solomon Pulgar
Phone: (323) 851-1000
FAX: (323) 883-9889

KMEX (34) (Spanish)
6701 Center Dr., 15th Fl.
Los Angeles, CA 90045
Sports: Francisco Pinto,
Alejandro Luna
Phone: (310) 348-3478
FAX: (310) 348-3493

KNBC (4)
3000 W. Alameda Ave.
Burbank, CA 91523
Sports: Fred Roggin,
Carlos del Valle
Phone: (818) 840-4237
FAX: (818) 840-3076

KTLA (5)
5800 Sunset Blvd.
Los Angeles, CA 90028
Sports: Tony Hernandez,
Phone: (323) 460-3828
FAX: (323) 460-5333

KTTV (11)
1999 S. Bundy Dr.
Los Angeles, CA 90025
Sports: Rick Garcia,
Randy Kerdoon,
Phone: (310) 584-2030
FAX: (310) 584-2023

KVEA (52) (Spanish)
1139 Grand Central Ave.
Glendale, CA 91201
Sports: Claudia Trejos,
Mauricio Cardenas
Phone: (818) 502-5700
FAX: (818) 543-0293

KWHY (22) (Spanish)
5545 Sunset Blvd.
Los Angeles, CA 90028
Sports: Diana Alvarado,
Victor Llanes
Phone: (323) 603-4296
FAX: (323) 603-4226

CNNI - Cable
6430 Sunset Blvd.
Los Angeles, CA 90028
Sports: Dennis Ackerman
Phone: (323) 993-5039
FAX: (323) 993-5174

ESPN - Cable
962 N. La Cienega Blvd.
Los Angeles, CA 90069
Sports: Lisa Salters
Phone: (310) 659-8557
FAX: (310) 659-8923

FOX Sports News - Cable
10201 W. Pico Blvd.
FNC Building
Los Angeles, CA 90035
Sports: Assignment Desk
Phone: (310) 369-9090
FAX: (310) 969-6049

BASEBALL WRITERS ASSOCIATION OF AMERICA (BBWAA)

LOS ANGELES-ANAHEIM CHAPTER

2002 OFFICERS

Chapter Chairman	Mike DiGiovanna (Los Angeles Times)
Vice-Chairman	Joe Christensen (Riverside Press-Enterprise)
Secretary-Treasurer	Dave Daniel (Pacific Rim Publishing)

2002 MEMBERSHIP

Antelope Valley News	Brian Golden
Associated Press	John Nadel, Ken Peters, Beth Harris
Christian Science Monitor	Phil Elderkin
La Voz Libre	Angel Prada
Long Beach Press-Telegram	Gordon Verrell, Doug Krikorian, Bob Keisser
Los Angeles Daily News	Steve Dilbeck, Brian Dohn, Matt McHale, Kevin Modesti, Michael Anastasi
Los Angeles Times	Mike DiGiovanna, J.A. Adande, Tim Brown, Bill Dwyre, Chris Foster, Randy Harvey, Ross Newhan, Bill Plaschke, Diane Pucin, Jason Reid, T.J. Simers, Paul Gutierrez, Bill Shaikin, Mike Terry
Orange County Register	Steve Bisheff, Earl Bloom, Greg Gibson, Robert Kuwada, Jeff Miller, Bill Plunkett, Cheryl Rosenberg-neubert, Art Thompson III, Mark Whicker, Randy Youngman
Pasadena Star News	Frank Girardot
Riverside Press-Enterprise	Jim Alexander, Andrew Baggarly, Joe Christensen, Cindy Martinez, Lyle Spencer
San Bernardino Sun	Paul Oberjuerge, Chris Wiley
San Gabriel Valley Tribune	Joe Haakenson, Keith Lair, Doug Spoon
South Bay Daily Breeze	Bill Cizek, Phil Collin, Mike Waldner



2002 SCHEDULE

■ HOME GAME
■ ROAD GAME

APRIL						
SUN	MON	TUE	WED	THU	FRI	SAT
		2	3	4	5	6
7	8	9	10	11	12	13
14	15	16	17	18	19	20
21	22	23	24	25	26	27
28	29	30				

MARCH						
SUN	MON	TUE	WED	THU	FRI	SAT
				20	21	22
3	4	5	6	7	8	9
10	11	12	13	14	15	16
17	18	19	20	21	22	23
24	25	26	27	28	29	30
31						

MAY						
SUN	MON	TUE	WED	THU	FRI	SAT
				2	3	4
5	6	7	8	9	10	11
12	13	14	15	16	17	18
19	20	21	22	23	24	25
26	27	28	29	30	31	

JUNE						
SUN	MON	TUE	WED	THU	FRI	SAT
						1
2	3	4	5	6	7	8
9	10	11	12	13	14	15
16	17	18	19	20	21	22
23	24	25	26	27	28	29
30						

JULY						
SUN	MON	TUE	WED	THU	FRI	SAT
	1	2	3	4	5	6
7	8	9	10	11	12	13
14	15	16	17	18	19	20
21	22	23	24	25	26	27
28	29	30	31			

AUGUST						
SUN	MON	TUE	WED	THU	FRI	SAT
			1	2	3	
4	5	6	7	8	9	10
11	12	13	14	15	16	17
18	19	20	21	22	23	24
25	26	27	28	29	30	31

SEPTEMBER						
SUN	MON	TUE	WED	THU	FRI	SAT
	2	3	4	5	6	7
8	9	10	11	12	13	14
15	16	17	18	19	20	21
22	23	24	25	26	27	28
29	30					

PLEASE NOTE: THIS IS A TENTATIVE SCHEDULE ISSUED BY MAJOR LEAGUE BASEBALL AND IS SUBJECT TO CHANGE.

The Six Dollar Burger™

Only \$3.95 plus tax



The Six Dollar Burger.™



Carl's Jr.





Face it,

90 seconds

of home team coverage

from your late local news

doesn't give you the whole picture.

SOUTHERN CAL ***SPORTS REPORT***TM

Now on FOX Sports Net, there's a full 30 minutes of sports news completely dedicated to your home teams.

NIGHTLY 10PM

© 2001 FOX Sports Net West. All Rights Reserved.



foxsports.com