



Dodgers

2003
Media Guide

UPN 13

HOME OF THE **DODGERS**
AND OTHER COOL STUFF!



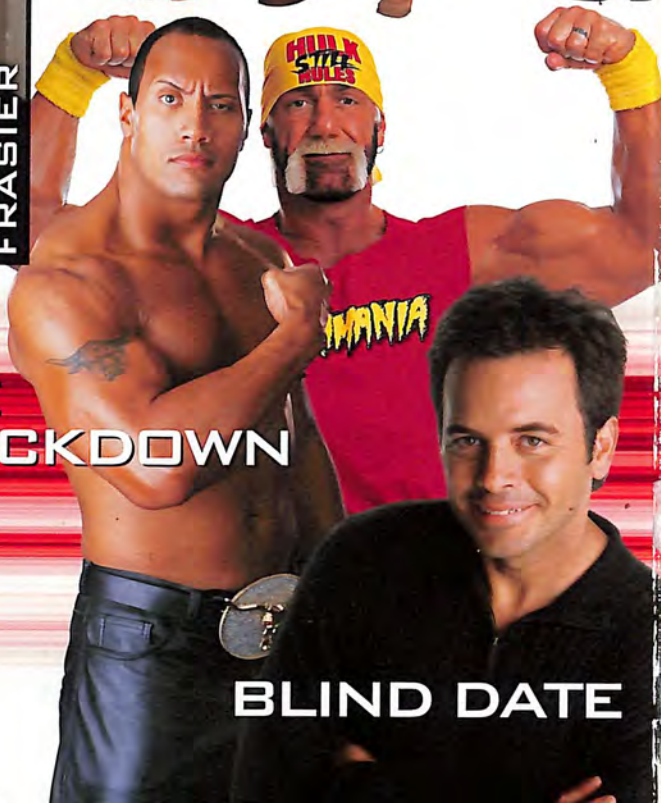
UPN 13 NEWS



SEINFELD

FRASIER

THAT '70s SHOW



WWE
SMACKDOWN



BLIND DATE



More publications available at:

www.retroseasons.com/library/

DODGERS IN THE COMMUNITY

It began their very first day in Los Angeles in 1958 when the Dodgers moved to the West Coast and were treated to an Opening Day open-car motorcade through the streets of downtown and a welcoming reception on the steps of City Hall.

As the uniform players sat down, costumed señoritas from Olvera Street took off their hats and cracked their heads with cascarnes – confetti-filled eggshells – for good luck.

Since then, generations have blended among the more than 110 million fans who have attended Dodger games at the Coliseum and Dodger Stadium. The Dodgers, meanwhile, built relationships within the communities away from the ballpark which continue to flourish on a year-round basis.

Although players and staff might change through the passage of time, community service has always been a cornerstone within the Dodger organization.

“If you can make an impact or influence someone’s life, it’s a duty to do that,” said Dodger outfielder Dave Roberts, a UCLA graduate. “I enjoy doing things in the community and I think the community supports the Dodgers. The game of baseball is a great game, but it wouldn’t be that way

**“If you can make an impact
or influence someone’s life,
it’s a duty to do that.”**

– Dave Roberts





without the fans or the community because they make us who we are.”

Tommy Lasorda managed the Dodgers from 1976-96 and won two World Series titles, but an attribute on his Hall of Fame plaque in Cooperstown reads, “Baseball’s goodwill ambassador,” saluting many of his off-the-field endeavors to promote the sport.

“You can’t be taking out of the pot all the time, you have to give something back by doing things in the community,” said Lasorda, now a Dodger senior vice president whose calendar remains filled with speaking engagements. “Youngsters look up to the Dodgers and the other Major League players. They have more of an impact on the youth of our country because those youngsters don’t want to be sheriffs, they don’t want to be governors, they don’t want to be senators. They want to emulate the baseball players. So when the ballplayer visits a hospital or visits a school, he has more impact because of what he represents – the Dodgers and Major League Baseball.”

The Dodgers Dream Foundation, founded in 1998, was created to provide educational, athletic and recreation opportunities for

“This is a very important part of life. I appreciate what the doctors and the nurses do. It puts things in perspective. One game doesn’t carry the importance of what the people here do.”

– Jim Tracy

the youth of the Greater Los Angeles community. The foundation places special emphasis on helping traditionally under-served youth. The Dodger Dream Fields program is the foundation’s signature initiative. The fields program is a partnership between the Dodgers, the Dodgers Dream Foundation, the Los Angeles Department of Recreation and Parks, local city officials and Reviving Baseball in Inner-cities (RBI). Dodger outfielder Shawn Green continues to donate \$250,000 each year of his contract, totaling \$1.5 million to the

Dodgers Dream Foundation. Since its inception, the Dodgers Dream Foundation has raised nearly \$2 million with all proceeds going to support foundation programs.

Other community programs the Dodgers sponsor include the Adopt-A-School program, Dodger Reading Dugout, a number of Dodger Wives fundraising events, player clinics and visits to neighborhood schools and hospitals.

“I think it all works hand in hand,” said Dodger coach Glenn Hoffman, a former Major League shortstop who grew up in Orange County. “The only reason we’re playing ball is for the people in the community and for them to come watch us. Any way we can support them, I think it’s outstanding. They can associate with the Dodgers and we can associate ourselves with the community and help out in many ways. When they come to the stadium, they can feel comfortable and put a face with somebody who has been to their school or helped out with their program.”



DODGERS IN THE COMMUNITY



"I like doing clinics with the young kids and helping that way. I also like the Christmas program because you see the school and the dreams of the young people who hope to come to Dodger Stadium, not only as a player, but just to visit and say they've come with their parents. The memories of that will always last. To be able to hear, 'My dad brought me to Dodger Stadium 40 years ago and I'm still a Dodger fan.'"

Even the Dodger players who didn't grow up in Southern California have a chance to learn about the team's fan base. The diverse population in Los Angeles also allows other cultures to follow players from their native countries, such as former Dodger pitchers Fernando Valenzuela (Mexico) and Chan Ho Park (Korea). The 2002 Dodgers featured Japanese pitchers Hideo Nomo and Kazuhisa Ishii, pitchers Jeff Williams (Australia) and Eric Gagne (Canada) and rookie outfield prospect Chin-Feng Chen (Taiwan).

"Hideo Nomo and Kazuhisa Ishii received a warm welcome from the Japanese community in Los Angeles through Mayor Hahn and Consul General Masaharu Kohno, who threw them a welcoming party at Dodger Stadium," said Acey Kohrogi, the Dodgers' Asian Operations Director. "Nomo couldn't say enough about the appreciation that he has toward the community in having those welcoming parties for him and Ishii. He thanked the Dodgers, the Mayor's office and the community for giving them that kind of support."

One of Ishii's first community events in 2002 was a Little League clinic in Koreatown, which he hosted, along with Lasorda and coaches Manny Mota and Jim Colborn. Ishii won 14 games for the Dodgers, but he didn't realize the depth of Dodger fan's loyalty until he suffered a season-ending injury in early September at Dodger Stadium.

"When Ishii got hit in the head with a line drive and suffered a fractured skull, the support he received from the community was tremendous," Kohrogi said. "The letters and cards from fans encouraged him to get better. He really felt how deeply the fans from the Los Angeles community were behind him, and because of that support it has now inspired him to want to give back even more."

After becoming manager of the Dodgers in 2001, Jim Tracy moved his family from Florida because he wanted to become part of Southern California's baseball landscape. Tracy and Dodger Executive Vice President and General Manager Dan Evans made numerous appearances during this past offseason, including a January visit to the Dodgers Pediatric Playroom at White Memorial Medical Center in Los Angeles.

"It's easy to come here, it's the easiest part of the job of manager," Tracy said. "No prodig is needed to get you to come here and spend time with people who need cheering up. This is a very important part of life. I appreciate what the doctors and the nurses do. It puts things in perspective. One game doesn't carry the importance of what the people here do."

The Dodgers' External Affairs Department is the home of the organization's Speakers Bureau, which is comprised of 16 former Dodger players with more than 124 years of competitive service with the club. The roster includes: Bobby Castillo, Jim Campanis, Ron Cey, Tommy Davis, Al Downing, Steve



Garvey, Jim Gott, Lou Johnson, Lee Lacy, Ken Landreaux, Rudy Law, Roger McDowell, Ken McMullen, Joe Moeller, Don Newcombe, Wes Parker, Maury Wills and Steve Yeager.

"If the community comes to watch us play, why not go out and see them play," said Johnson, a former outfielder who hit the game-winning home run for the Dodgers in the deciding Game 7 of the 1965 World Series at Minnesota. "If we put their jobs and our jobs together, it makes a wonderful team. I had a short career with the Dodgers, but it was great. For most of the young kids, they say, 'You played in the Negro Leagues.' Yes I did, but I also played for the Dodgers and that's why I wear a Dodger uniform with pride.

"It's good to talk about our team and give little tidbits to the people who might not know some of the insights about the ballclub - giving them something that lets them know the players on a different level."

Each speaker recounts highlights of his career, current issues relating to the game and fields questions from the audience. These keepers of Dodger tradition make up to 20 appearances per month.


"It's really fun to see a kid who listens and concentrates on doing better," said Law, a former outfielder who stole 40 bases as a Dodger rookie in 1980. "You know it's a big thrill in my heart when they see there's more to this world than getting caught up in your neighborhood and what's around you. I think all kids should go to college. That's the key - be good listeners, get a college degree and make something of your life."

The Dodgers' web site also has a section devoted to community events and the Dodgers Dream Foundation.

"We need the fans," Lasorda said. "As I've said many, many times, this game doesn't belong to the owners, nor does it belong to the players. It belongs to the fans. I'll tell you why. You can have the best baseball team and the most beautiful stadium, and if nobody comes through those turnstiles, they have to close the doors. We need the fans, so we have to give something back to the fans. So by going to the hospitals, the schools, and the other functions, that's our way of saying to the fans: 'Thank you.'"

“So by going to the hospitals, the schools, and the other functions, that’s our way of saying to the fans: ‘Thank you.’”

– Tommy Lasorda



Baseball Writers Association of America	.370
Broadcaster Biographies	.364-366
Coaching Staff	.20-27
Dodger Radio Network	.367
Dodger Stadium	.216-223
Attendance Totals	.220
Rainouts	.217
Record Crowds	.220-222
Seating Diagram	.219
Dodgertown	.226-227
DodgerVision	.218
Dodgers in the Community	.Intro
Executive Biographies	.5-16
First-Year Player Draft, 2002	.237
History and Records	
All-Star Selections	.338
All-Time Dodger Roster	.340-346
Award-Winning Dodgers	.336
Sporting News Awards	.339
Major League Baseball Awards	.340
Batting Records	
Hitting For The Cycle	.331
Hitting Streaks-All-Time	.331
Pinch-Hitting Leaders	.332
100-RBI Club	.331
30-Home Run Club	.329
Top RBI Months	.331
200-Hit Club	.331
Game Leaders By Position	.327
Hall of Fame Dodgers	.346
Home Runs	
Grand Slams	.328
Team Totals (1958-2002)	.328
Dodger Batting and Pitching	
Yearly Leaders (1958-2002)	.324-327
Longest Games	.334
National League	
Dodger Single-Season League Leaders	.336-337
Gold Gloves	.338
Openers (Los Angeles)	.332
Opening Day Lineups	.332-333
Pitching Records	
No-Hitters	.329-330
Opponent No-Hitters	.330
Los Angeles One-Hitters	.330
Los Angeles Recent Two-Hitters	.330
Saves	.329
20-Game Winners	.329
Postseason Play	
Division Series	.334
League Championship Series	.335
World Series	.335
Rookie Records	.310-311
Single-Season Records	
Club	.311-312
Consecutive	.312-313
Game	.313-314
Individual	.309-310
Team Totals (1958-2002)	.322-323
Top 10 Batting and Pitching-Career	
Brooklyn and Los Angeles	.315-316
Los Angeles	.316-317
Top 10 Batting and Pitching-Season	

Brooklyn and Los Angeles	.318-319
Los Angeles	.320-321
Won-Lost Breakdown (1958-2002)	.321-322
Year-by-Year Record	.308
Last Time it Happened	.359
Manager, Jim Tracy	.18-19
Media Directory	.369-370
Media Policies (English, Spanish)	.362-363
Office Directory (English, Spanish)	.2-4
Opponents, 2003	.194-211
Public Relations Staff	.362-363
Player Biographies	
40-Man Roster	.30-149
Non-Roster Invitees	.150-164
Player Development	
Minor League Affiliates	.238-244
Minor League Department	.232
Minor League Player Biographies	.245-306
Scouting Department	.233-236
Retired Uniform Numbers	.347-350
Roster, 2003	.Pullout
Schedule, 2003	.Pullout
Season Review, 2002	
American League Leaders	.188-192
American League Statistics	.181
Batting Statistics	.171
Day-By-Day	.166-168
Dodger Notes	.168-170
Fielding Statistics	.175
Highs and Lows	.173
Final Major League Standings	.179
National League Leaders	.182-187
National League Statistics	.180
Pitching Statistics	.172
Transactions	.177-178
Spring Training	
Final Results	.229
Freeway Series	.230
Statistics, 2002	.227-228
Television Flagship Networks	.368
Tickets	.218
Training Staff	.27-28

Index to selected fillers

Clinching Dates	.337
Dodger/Angel Connection	.230
Dodger Home Fields	.87
Dodger Presidents	.6
Dodger General Managers	.8
First on T.V.	.368
First Round Draft Picks	.305
Garvey Write-In	.339
HR Leaders at Dodgers Stadium	.84
HRs hit out of Dodgers Stadium	.323
Koufax Perfecto	.12
Loge Level Homers at Dodgers Stadium	.317
Longest Nine Inning Game	.278
Minor League Players of the Year	.267
World Series MVP Honors	.149
Parker Last to Cycle	.82
Relievers with 100 Ks	.68
Three-homer games at Dodgers Stadium	.107
Baseball America Top 10 Prospects	.261
20-20 Club	.140
Winning Streaks	.9
Winningest Managers	.49



EXECUTIVE OFFICE

Managing Partner, Chairman and CEO Robert A. Daly
 President and COO Bob Graziano
 Executive VP and General Manager Dan Evans
 Executive VP of Business Operations Kris Rone
 Senior Vice President Tommy Lasorda
 Senior Vice President, Baseball Operations Dave Wallace
 Senior Vice President, Communications Derrick Hall
 Senior Vice President and General Counsel Sam Fernandez
 Vice President and Assistant General Manager Kim Ng
 Vice President and Chief Financial Officer Cristine Hurley
 Vice President, External Affairs Tommy Hawkins
 Vice President, Human Resources/Admin. David Walkley
 Vice President, Sales Sergio Del Prado
 Vice President, Spring Training and Minor League Facilities
 Craig Callan
 Vice President, Stadium Operations Doug Duennes

ADMINISTRATION

Manager, Administrative Services Linda Cohen
 Coordinator, Administrative/Employee Services Rande Volpert
 Administrative Services George Barajas
 Assistant, Administrative Services Dolores Buonauro &
 Lucy Valdez
 Executive Assistant to the Chairman Ann Green
 Executive Assistant to the President Stephanie Bell
 Executive Assistant, Marketing Adriana Urzua

ADVERTISING AND SPECIAL EVENTS

Manager, Advertising and Special Events Dan Brewster
 Graphics Coordinator Kara Mooney
 Coordinator, Advertising and In-Game Ent. Carrie Abramson
 Special Events Project Leader Elaine Lombardi

ASIAN OPERATIONS

Director, Asian Operations & Assistant to the President
 Acey Kohroggi
 Manager, Japanese Affairs Scott Akasaki
 Manager, Korean Affairs Curtis Jung
 Manager, Chinese & Taiwanese Affairs Vincent Liao
 Assistant Mikako Niwa
 Interpreter Tepei Shiokawa
 Assistant to the Director Yayoi Sato
 Community and Business Development Andrew Watkins
 Manager, International Tourism Mark Yoshimura

BASEBALL OPERATIONS

Director, Player Development Bill Bavasi
 Senior Advisor, Baseball Operations Joe Amalfitano
 Senior Advisor, Baseball Operations John Boles
 Special Assistant to the G.M. Jeff Schugel
 Special Assistant to the G.M. Mark Weidemaier
 Director, Amateur Scouting Logan White
 Director, Professional Scouting Matt Slater
 Director, International Scouting Rene Francisco
 Assistant Director, Minor League Operations Luchy Guerra
 Senior Scouting Advisor Don Welke
 Senior Advisor to Baseball Operations John Boles
 Minor League Field Coordinator Terry Collins
 Director, Team Travel Shaun Rachau
 Administrator, Baseball Operations Ellen Harrigan
 Administrator, Scouting Tim Kelly
 Administrator, Player Development Chris Haydock
 Assistant, Baseball Operations A.J. Preller
 Scouting Coordinator Bill McLaughlin
 Video Coordinator Casey Deskins

Advisor, Latin America, Scouting and Player Development
 Ralph Avila
 Coordinator, Minor League Scouting Terry Reynolds
 Special Advisor, Player Development Del Crandall
 Managers, Dodger Clubhouse David Dickinson,
 Mitch Poole
 Clubhouse Attendant Carlos Robles, Alex Torres
 Manager, Visiting Clubhouse Jerry Turner

BROADCASTING, PUBLICATIONS AND NEW MEDIA

Supervisor, Broadcasting/Publications Paul Gomez
 Publication Editor and Team Historian Mark Langill
 Special Assistant to the Broadcasters Donna Carter
 Bill DeLury
 MLB Advanced Media:
 Site Editor Ben Platt
 MLB Advanced Media Beat Writer Ken Gurnick

CAMPO LAS PALMAS

Director, Baseball Operations Pablo Peguero
 Executive Assistant Laurie Martinez
 Personnel Director Eleodora Arias

COMMUNICATIONS

Executive Assistant, Communications Lan Yu
 Government Relations Irene Camarena

COMMUNITY AFFAIRS

Director, Community Affairs Erik Aldridge
 Coordinator, Community Affairs Thien Ho
 Coordinator, Community Affairs Joe Saldana
 Administrative Assistant, Community Affairs Joyce Thomas
 Assistant, Community Affairs Janet Gonzales
 Director, Community Relations Don Newcombe
 Community Relations Lou Johnson

DODGERTOWN

Assistant to Craig Callan Nancy Gollnick
 General Manager, Conference Center Rich Nalbandian
 General Manager, Vero Beach Dodgers Trevor Gooby
 Director, Golf Operations Roger Bott
 Grounds Superintendent Keith Smith
 Controller Joe Bienhower
 Assistant Controller Eileen Ganser
 Human Resources Mary Beth Higgins

FINANCE AND ACCOUNTING

Director, Finance and Accounting Amanda Shearer
 Executive Assistant, Finance Patricia Vasquez
 Manager, Payroll Rebecca Aguilar
 Assistant Controller Juan Ojeda
 Senior Accountant Katie Mountain
 Ticket Auditor/Accounts Rec. Coordinator Adriana Naranjo
 Accounts Payable Clerk Silvia Arevalo

HUMAN RESOURCES

Manager, Human Resources Leonor Romero
 Representative, Human Resources Silvia Camacho
 Coordinator, Human Resources Phyllis Moats
 Human Resources Assistant Manny Rodriguez

LEGAL

Associate Counsel Christine Chrisman
 Secretary, Legal Irma Duenas

MANAGEMENT INFORMATION SYSTEMS

Director & Chief Information Officer Mike Mularky
 Administrative Assistant Patricia Reyes
 Senior Programmer/Analyst Lisa Wu
 Programmer Debra Jorgensen
 Programmer/Analysts James Killian, Angela Wu
 Computer Specialists David Barrish & Cliff Brown
 Computer Specialist Trainee Tai Phan
 Network Admin./Computer Specialist Vincent Crossley

MAJOR LEAGUE STAFF

Manager Jim Tracy
 Coaches
 Bench Jim Riggleman
 Pitching Jim Colborn
 Hitting Jack Clark
 First Base John Shelby
 Third Base Glenn Hoffman
 Bullpen Jim Lett
 Coach Manny Mota
 Bullpen Catcher Rob Flippo

MEDICAL STAFF

Team Physicians . . Dr. Frank W. Jobe, Dr. Michael F. Mellman,
 Dr. Ralph Gambardella & Dr. Herndon P. Harding, Jr.
 Head Athletic Trainer Stan Johnston
 Assistant Athletic Trainer Matt Wilson
 Physical Therapist Pat Screner
 Strength and Conditioning Coach Todd Clausen
 Muscle Therapist Bill Le Seur
 Asst. Athletic Trainer, Intern Dennis Fukuzawa

MERCHANDISING

Director, Merchandise Mike Nygren
 Manager, Merchandise Accounting Maricela Barajas-Hurtado
 Merchandise Accounting Chuck Boeltl, Carol Boone,
 Tyrone Graham
 Coordinator, Special Projects Robert Basom
 Merchandise Retail Rosemary Cochran,
 Patricia D'Angelo, Aaron Fell & Lori Vasquez
 Creative Designer Ross Yoshida
 Merchandise Buying Todd Erickson, John Hirabayashi,
 Catherine Rau, Stephanie Romero
 Manager, Merchandise Warehouse Martin Marin
 Merchandise Warehouse Michael Martinez,
 Angel Morales, Roberto Olmos
 Merchandise M.I.S. Robert Trcopan
 Office Manager Kim Conroy

PUBLIC RELATIONS

Director, Public Relations John Olguin
 Assistant Director, Public Relations Josh Rawitch
 Manager, Baseball Information Dave Tuttle
 Coordinator, Baseball Information Chris Gutierrez
 Coordinator, Media Services Rachelle Smith
 Office Coordinator Charise Weller
 Photographers Jon SooHoo, Juan Ocampo, Jill Weisleder
 Assistant to Tommy Lasorda Colin Gunderson

STADIUM OPERATIONS

Director, Stadium Operations Lon Rosenberg
 Assistant Director, Stadium Operations Charles Taylor
 Manager, Ushers and Ticket Takers April Thompson
 Executive Assistant Laura Wynne
 Administrative Assistant Nancy Portillo
 Supervisor, Maintenance Jose Montoya
 Assistant Director, Stadium Operations / Turf and Grounds . .
 Eric Hansen
 Grounds Crew Frank Torres, Eric Blanton, William Deacon
 Security Guards Eddie Alcala, Arnold Douglass,
 Jorge Delgado, Oscar Garcia, Gil Garciacano,
 Freddie Gomez, Manual Loya, Kevin Martin,
 Ben Pecina, Juan Prada, Pete Reynoso,
 Fernando Wierra, Lucia Campos, Eduardo Torres,
 Theodore Grandison, Milton Villatoro, Martin Gonzalez
 Gardeners Juan Bernal, Ignacio Carrillo,
 Freddie Cortez, Juan Lopez, Jorge Ochoa,
 Petronilo Serna, Jose Luis Toscano
 Painters Hector Mino, Julio Alveno
 Utility Ben Velasquez, Kevin Waters
 Maintenance Manuel Corona, Baltazar Ibarra,
 Jose Saldana, Rosa Sandoval, Samuel Santos,
 Adelina Solano, Ranson Wade
 Plumber Doug Potter
 Electricians Mike Jones, Danny Telford
 Mechanic Mike Aguirre

ARAMARK

Resources Manager Jodi Pacholczak
 Concessions Manager Fernando Navarro
 Asst. Concessions Manager Susan Montminy
 Scheduling Manager Lisa Tran
 Distribution Manager Darryl Smith
 Asst. Distribution Manager Alfonso Sandoval
 Controller Mike Corcoran
 Administrative Assistant Laverne Kerr
 Accounting Clerk Marcella Alcala
 Payroll Clerk Patty Salcedo
 Maintenance Technicians Javier Romo, Alfredo Paniagua
 MIS Justo Morales

CONTEMPORARY SERVICES CORPORATION

Asst. Director, Stadium Operations/Security . . . Roy Sukimoto
 Assistant Security Managers . . . Juan Alvarado, Adam Mares

FIVE STAR PARKING

General Manager Rick Ulman Jr.
 Operations Managers Tony Tolentino, Dave Garner
 Office Manager Heidi Villalpando

LEVY RESTAURANTS

Director of Operations Dave Meyers
 Assistant Director of Operations Craig Appel
 Executive Chef Robert Moore
 Stadium Club Manager Paul Fox
 Purchasing Manager Carlos Pedrosa
 Human Resources Manager Rhiannon Hall
 Sales and Marketing Manager Sunny Hinkley
 Chef Dave Pearson
 Dishwasher Gonzalo Vallés



TICKETING

Director, Ticket Operations Bill Hunter
 Director, Special Projects Debra Duncan
 Assistant Director, Ticket Operations. . . Christopher Frumento
 Manager, Ticket Operations. Seth Bluman
 Manager, Season Account Services. Kristie Baker
 Manager, Customer Service/Telephone Sales
 Desiree Sanchez
 Administrative Supervisor. Roxanne Adams
 Sales Supervisor Louis Smolensky
 Coordinator, Premium & Season Account Services
 Heather Carr & Kelly Salmieri
 Ticketing Staff. Ryan Todd, Matt Koch,
 Aaron Diaz, Debbie Toma
 Assistant Supervisor, Customer Service Gail Keys
 Customer Service Leads Jon Arias, John Ciulik
 & Tom Tanaka
 Box Office Lead Mike Burke
 Box Office Staff Monica Hill, Bob Kanner,
 Jerry Mickelson, Mike Zlomislak

SALES & CLIENT SERVICES

TICKET SALES

Assistant Director, Event, Group & Season Sales
 Lisa Johnson
 Administrative Assistant Andrea Long
 Coordinator, Event, Group & Season Sales. . . Estella Morales
 Representatives, Group Sales Rachel Rivers,
 Trey Magnuson & Craig Sindici
 Rep., Season Sales. Bob Thacker, Charlie Arviso,
 Jim Panetta, Antonio Morici & Ryan Holmes
 Youth Programs Account Executive. Carly Peterson
 Youth Programs Account Coordinator Nathan Thode
 Manager, Premium Sales & Services David Siegel
 Supervisor, Premium Services Laurie Corniea
 Premium Sales Account Executive Bill Goren
 Coordinator, Premium Sales & Services Chris Major

SPONSORSHIP SALES

Director, Sponsorship Sales. Jason Klein
 Director, Sponsorship Sales Karen Marumoto
 Sponsorship Sales Account Executive. Mike Fach
 Administrative Assistant Chris Danison

SPANISH RADIO SALES

Manager, Spanish Broadcast Sales. Audra Steller
 Coordinator, Spanish Broadcast Sales. Ericka Garcia

CLIENT SERVICES

Manager, Client Services. Annie Goshert
 Client Service Account Executive Jenny Oh-Hess
 Client Service Coordinator Sean Shoptaw

GAME DAY PERSONNEL

Press Box Staff. Robert Allen, James Mims
 Press Dining Room Staff Ramiro Hamburger-Vasquez,
 Jesus "Fonzi" Copado & Peggy Saunders
 Official Scorers. Don Hartack, Gordon Verrell
 Organist Nancy Bea Hefley
 DodgerVision Paul Kalil, Martin McCreary, Kevin Kowta

The 2003 Dodgers Media Guide was published by the Los Angeles Dodgers, Inc., 1000 Elysian Park Avenue, Los Angeles, CA 90012-1199. Copyright © 2003 by the Los Angeles Dodgers, Inc. All rights reserved. Permission to reprint or reproduce any of the enclosed material must be granted in writing by the Los Angeles Dodgers, Inc.

The 2003 Dodgers Media Guide was written and compiled by the Public Relations Department. It is based on information available through Feb. 1, 2003.

Editor: Luis Garcia. **Writers:** Paul Gomez, Chris Gutierrez, Mark Langill, John Olguin, Rachele Smith, David Tuttle, Charise Weller. **Contributors:** Erik Aldridge, Colin Gunderson and Josh Rawitch. **Special Thanks:** Major League Baseball, Elias Sports Bureau, Luchy Guerra, Ellen Harrigan, Ben Platt, Shaun Rachau, Ryan Dobson, Nick English, Tory Hernandez, Crystal Fukumoto, Howe Sportsdata, Stats, Inc. **Photography:** Jon SooHoo Photography, Ben Platt and Major League Baseball Photos. **Production Manager:** Kara Mooney. **Design:** Kara Mooney and Ross Yoshida, Los Angeles Dodgers and Ben Franklin Press. **Cover Design:** Ross Yoshida. **Printing:** Ben Franklin Press, Tempe, AZ.

Robert A. Daly

MANAGING PARTNER, CHAIRMAN & CEO



Robert A. Daly, a guiding hand behind one of the most successful and renowned entertainment companies in the world, Warner Bros., was named Chairman and Chief Executive Officer of the Los Angeles Dodgers on Oct. 28, 1999. Fulfilling a lifelong dream, Daly serves as the team's managing partner, overseeing all operations of the Dodgers. He also holds a minority ownership stake in the team.

The Brooklyn, NY native rooted for his hometown Dodgers during the "Boys of Summer" era that featured a lineup with Hall of Famers Jackie Robinson, Roy Campanella, Duke Snider and Pee Wee Reese. His favorite players were Robinson, who broke baseball's color barrier in 1947, and Snider, who played the same position as the other New York City superstars, center fielders Willie Mays (Giants) and Mickey Mantle (Yankees).

"I have lived with the excitement of the Dodgers and I have lived with some tough moments over the years," Daly said at his introductory news conference in 1999. "Each one of them would set the tone on how I would come to the dinner table or how I go to work the next morning.

"I've always run a company thinking about it as a team. I believe in team. My job has always been to deal with people, make them feel they're special. Bring out the best in people, if I can, and make people believe they can do the job."

His lifetime passion for the ballclub was strengthened once he moved to Los Angeles in 1977. During business trips, Daly always had a special phone number that allowed him to tap into broadcasts of Dodger games, whether from China, Japan or anywhere in the world. He obtained a pager that constantly updated sports scores. When tinkering with it at movie premiers, producers thought the executive was checking his watch instead of just trying to get the latest Dodger score.

Daly joined the Dodger organization after 19 years at Warner Bros. He began his career at Warner Bros. on Dec. 1, 1980 as Chairman of the Board and Co-Chief Executive Officer. One year later, he was named Chairman of the Board and Chief Executive Officer and appointed Terry Semel Vice Chairman of the Board and Chief Operating Officer. Together, they started what is considered "the most enduring and successful partnership in the history of the entertainment industry." Daly resumed his previous title on March 30, 1994, when he announced he would share his office with Semel. On Nov. 16, 1995, Daly and Semel added the Warner Music Group to their responsibilities and also became Chairmen & Co-Chief Executive Officers, Warner Music Group. On July 15, 1999, Daly and Semel announced they would not seek to renew their contracts with Time Warner (Warner Bros.' parent company), which expired at year's end.

Daly came to Warner Bros. from CBS Entertainment, where he had served as President since October 1977. In addition to his duties as chief of television operations, Daly was also responsible for CBS Theatrical Films, which was formed in October 1979 and immediately was considered a major motion picture producer. During his 25-year association with CBS, he served in various posts, including Executive Vice President of CBS Television Network and Vice President of Business Affairs.

His extraordinary contribution to Warner Bros. was probably best summed up by Time Warner Chairman and CEO Gerald Levin's comments on naming Warner Bros. Studio's historic main administration building after Daly and his longtime partner – the Daly/Semel Building.

"Bob and Terry have made a permanent imprint on the rich 75-year history of Warner Bros.," Levin said. "They've set a standard of respect, honesty, loyalty, creativity and innovation that will forever be a part of Warner Bros. It's fitting that we rename the building where Bob and Terry worked for some 20 years. From here, they helped lead the transformation of what was, at the time, a relatively small movie studio into a \$6 billion global entertainment business. This is meant as more than a lasting tribute to their accomplishments. It's also intended as a personal reminder to each of them that Warner Bros. will always be their home."

During the Daly/Semel era, they were credited for 16 consecutive years of record earnings; for more than 400 major motion pictures (that garnered 13 Best Picture Oscar nominations, three of which were winners, Chariots of Fire, Driving Miss Daisy and Unforgiven); thousands of hours of top-rated, top-quality and record-breaking television series (including China Beach, Murphy Brown, Friends and ER); for creating the current model of co-financing motion pictures while retaining worldwide distribution; and for extending and revitalizing such world renowned brands as Batman, Superman and Looney Tunes characters into franchises, licensing powerhouses and worldwide retail stores. Other accomplishments by Daly and Semel include developing the leading distribution operations in the world for feature films, television and home video as well as the emerging technologies; pioneering the creation and use of DVD; creating The WB Network; being at the forefront of marketing films, series and animation on the Internet, and for generally diversifying the studio into a global leader in every aspect of the entertainment industry.

Daly and Semel and their extraordinary partnership were immortalized on Sept. 30, 1999 as the pair put their hands and footprints in the same cement square in the forecourt of the famed Chinese Theater, only the second studio executives in history to do so.

Currently, Daly serves on the boards of The American Film Institute and The Museum of Television and Radio. He is also a member of the UCLA School of Theater, Film and Television's Dean's Advisory Board and the UCLA Executive Board for the Medical Sciences. In addition, he is a member of the board of Tonos Entertainment Inc. and of atomShockwave.com.

Daly attended Brooklyn College and Hunter College. He received an honorary doctorate of Fine Arts from the American Film Institute, and was awarded an honorary doctorate of Humane Letters from Trinity College in 2001. He is married to Grammy and Academy Award-winning songwriter Carole Bayer Sager, whose son lives with the couple at their home in Bel Air, CA. He also has three grown children and two grandchildren.

Bob Graziano

PRESIDENT & COO



The 2003 season marks Bob Graziano's 18th with the Los Angeles Dodgers and his sixth as the club's president. He was named to his current post on March 19, 1998, becoming the 11th president in franchise history.

Graziano has built a tremendous reputation in the city of Los Angeles due to his community involvement and civic leadership. He was instrumental in the development of the Dodgers Dream Foundation, a non-profit benefactor that contributes funds to local educational and recreational organizations. He encourages the Dodger organization, its employees, and its players to remain active and positive members of the community and challenges everyone to contribute to the city's causes, image, and prosperity to the fullest.

The University of Southern California graduate certainly does his share, serving as a board member for L.A.'s BEST - a Los Angeles-based after school educational program, chairman of the Japan American Society, the Los Angeles Sports and Entertainment Commission, the Los Angeles Area Chamber of Commerce, Los Angeles Town Hall, Amateur Athletic Foundation, and the Jim Murray Memorial Foundation. He also serves on the Executive Committee of the Central City Association and is a member of the USC Associates.

Graziano is responsible for all operations of the organization and reports directly to Bob Daly, Chairman and Chief Executive Officer.

The Los Angeles native is committed to providing the fans with wholesome, family entertainment, while maintaining the beauty, safety, and cleanliness of Dodger Stadium. To help make the then 38-year-old facility economically competitive with other ballparks in the division and across the nation, Graziano oversaw and completed a \$50 million renovation before the 2000 season. He accomplished his goal of maintaining the look and feel of the stadium while adding new Field Level seats, the popular Dugout Seats and Dugout Club, the luxurious suites that are considered the best in sports, and a new look to the historical Stadium Club. Even with the added expense of the renovation, Graziano has remained committed to making Dodger baseball affordable to all fans as evident by the fact that even in 2002, Dodger Stadium had the 13th lowest average ticket price in the Majors, nearly two dollars below the league average ticket price, despite Los Angeles being the country's second largest market.

He has been responsible for the overall day-to-day functioning of the business side of the organization since being appointed Executive Vice President on Feb. 13, 1997. In addition to his expressed commitment to providing talent at the Major League level, he has been dedicated to constant improvement in scouting and minor league development. To that end, the Dodgers have looked tirelessly throughout the globe to secure the best talent available. From these efforts the Dodgers have cultivated such talent as Chan Ho Park of Korea, Hideo Nomo and Kazuhisa Ishii of Japan, Eric Gagne of Canada, Chin-Feng Chen of Taiwan, Adrian Beltre of the Dominican Republic, along with many others. He works tirelessly with his management team in promoting communication and productivity throughout the ranks. He has been actively involved in the Dodgers' Labor Management Committee, which is a partnership among the front office, all collective bargaining units within the stadium, and union leadership. He and the committee focus on complete customer satisfaction.

The Miraleste High School (Rancho Palos Verdes, CA) graduate is considered an active leader in the baseball industry. He has regularly attended Major League Baseball and ownership meetings since 1993.

Graziano originally joined the Dodgers on Jan. 1, 1986 as the club's Director of Financial Projects. During his two-year stint in that position, he oversaw many accounting and finance projects. He was promoted to Vice President, Finance and Chief Financial Officer on Oct. 28, 1987. In that role he oversaw the Accounting, Human Resources, Stadium Operations, Ticketing and Management Information Systems departments.

After earning summa cum laude honors and a Business Administration degree from USC in 1980, he joined Ernst & Young as a certified public accountant. During his four years with the accounting firm, he serviced audit clients and consulted the Dodgers on their transition to an in-house computerized ticketing system. In 1984, he took a leave of absence from Ernst & Young to work for the Los Angeles Olympic Organizing Committee in ticket operations. After the Olympics, he was responsible for general accounting functions as Manager of Financial Services for WTC Air Freight, an international air freight forwarder. Graziano and his wife, Debbie, were married in 1985 and reside in Manhattan Beach with their two sons, Matt and Brian.

DODGER PRESIDENTS

1890-97	Charles Byrne
1898-1924	Charles Ebbets
1925	Edward McKeever
1925-29	Wilbert Robinson
1930-32	Frank York
1933-38	Stephen McKeever
1938-42	Leland "Larry" MacPhail
1942-50	Branch Rickey
1950-70	Walter O'Malley
1970-98	Peter O'Malley
1998-Present	Bob Graziano

Dan Evans

EXECUTIVE VICE PRESIDENT & GENERAL MANAGER



Dan Evans was appointed Los Angeles Dodgers' Executive Vice President & General Manager on Oct. 3, 2001. He is responsible for the overall baseball operations of the club, including scouting, player personnel and player development. Evans is just the eighth general manager in Los Angeles Dodger history.

In his first season at the helm of the Dodgers' baseball operations, the club improved by six games over 2001, the biggest improvement by the club in the last seven years, to finish the 2002 season at 92-70 which is their most wins since 1991. The Dodgers were the only National League team in 2002 to win over 90 games and not get into the post-season. While stressing pitching and defense, the 2002 Dodgers set a franchise fielding record committing just 90 errors (the previous record was 106 in 1952) and finished third in the NL in fielding percentage (finished 13th in 2001) and their staff ERA of 3.69 ranked third in the NL (finishing eighth in 2001). Evans' pitching acquisitions accounted for 69 of the club's 92 wins and started 120 of the club's 162 games.

The 2002 offseason has proven to be a busy one for Evans as he moved to improve offensive production and refill the Dodgers' bench. First he needed to create some payroll flexibility and was able to do so by trading infielders Eric Karros and Mark Grudzielanek on Dec. 12 to the Chicago Cubs for catcher Todd Hundley and outfielder Chad Hermansen. Hundley provides backup to Paul Lo Duca and some power off the bench while Hermansen gives the club added depth in the outfield. He then added a proven offensive force when he signed potential Hall of Famer Fred McGriff to a one-year free agent contract on Dec. 27. In late January 2003 he added even more bench strength as he traded with the Houston Astros for outfielder Daryle Ward and with the Colorado Rockies for infielder/outfielder Jason Romano.

Evans originally joined the Dodgers on May 31, 2001 as Major League Senior Advisor to assist Interim General Manager Dave Wallace. He worked with Wallace in overseeing all baseball operations for the duration of the season, including serving as the point person for the club's personnel moves for the remainder of the season.

The 43-year-old Evans spent 19 years with the Chicago White Sox in several baseball capacities prior to joining the Cubs and Major League Baseball. He served as player personnel administrator from October 1985-88 prior to being named assistant general manager and director of baseball operations, a position he held from November 1988 to October 2000. He also oversaw baseball administration, arbitration and contract negotiations for the White Sox, who after winning the AL Central in 2000 were named Organization of the Year in 2000 by both *USA Today* and *Baseball America*.

While with Major League Baseball, Evans assisted in the preparation and presentation of all Major League club salary arbitration cases and argued the club's rebuttal in select hearings. Prior to his stint with MLB, he was responsible for preparation and presentation of the Chicago Cubs' arbitration cases, including negotiation of their player contracts and assisted in other baseball operations matters.

Prior to his arrival to the Dodgers, Evans worked for FOX Sports Net in Chicago as a Cubs studio analyst, where he served as the co-host of pre-game and post-game telecasts, including analysis and live interviews. Evans joined FOX Sports Net following a brief stint as a baseball operations consultant for the Cubs and a labor relations consultant for Major League Baseball.

While serving as assistant general manager and director of baseball operations of the White Sox, Evans worked closely with General Manager Ron Schueler on all player personnel decisions. He was involved in all trades and free agent acquisitions, including the signings of Bo Jackson, Jim Abbott and Kirk McCaskill along with the acquisitions of Tom Seaver, Jose Valentin, Cal Eldred, Tim Raines and Paul Konerko.

Evans, who was named the No. 1 general manager candidate by *Baseball America* in December 2000, has been a member of various Major League Baseball committees, including the General Managers' Negotiating Committee for the 1995 Collective Bargaining Agreement, the Salary Arbitration/Negotiation Ownership Committee. Currently he serves on the MLB Player Development Committee.

A native of Chicago and graduate of DePaul University, Evans has always had strong community ties. He is committed to the Los Angeles area where he has been active in numerous volunteer programs including hospital visits and community speaking engagements. He has previously served as a co-chairperson of the Chicago chapter's annual March of Dimes Golf Outing, one of the nation's largest-grossing fundraising events. In addition, he helped to organized the March of Dimes' Sports Award Dinner.

Evans and his wife, Susan were married in 1986 and reside in La Canada, CA with their two daughters, Sarah and Andrea.

EVANS AS GENERAL MANAGER

2001

- Nov. 9 Exercised contract options on Dave Hansen (INF) and Jeff Reboulet (INF); Acquired Omar Daal (P) from the Philadelphia Phillies for Jesus Cordero (P) and Eric Junge (P).
- Nov. 20 Added Victor Alvarez (P), Chin-Feng Chen (OF), Steve Colyer (P), Jose Diaz (C) and Joe Thurston (INF) to the 40-man roster.

- Dec. 3 Signed Kevin Beirne (P) to a minor league contract.
- Dec. 7 Signed Jesse Orosco (P) to a minor league contract.
- Dec. 13 Acquired Cesar Izturis (INF) and Paul Quantrill (P) from the Toronto Blue Jays for Luke Prokopec (P) and Chad Ricketts (P).
- Dec. 20 Signed free agent Hideo Nomo (P) to a two-year contract.
- Dec. 21 Acquired Dave Roberts (OF) from the Cleveland Indians for Christian Bridenbaugh (P) and Nial Hughes (P).

2002

- Jan. 7 Signed Bryan Corey (RHP) to a minor league contract.
- Jan. 10 Signed Mike Kinkade (INF/OF) to a minor league contract.
- Jan. 14 Signed Robert Ellis (RHP) and Jeff Branson (INF) to minor league contracts.
- Jan. 15 Acquired Andrew Brown (RHP), Odalis Perez (LHP) and Brian Jordan (OF) from the Atlanta Braves for Gary Sheffield (OF).
- Feb. 5 Claimed Craig House (RHP) off waivers from the New York Mets.
- Feb. 8 Signed Kazuhisa Ishii (LHP) to a four-year contract with club options for 2006 and 2007.
- Feb. 12 Signed Tim Crabtree (RHP) to a minor league contract.
- March 23 Acquired Guillermo Mota (RHP) and Wilkin Ruan (OF) from the Montreal Expos for Matt Herges (RHP) and Jorge Nuñez (INF).
- March 30 Designated Mike Trombley (RHP) and Tom Goodwin (OF) for assignment.
- July 22 Acquired Jolbert Cabrera (INF/OF) from the Cleveland Indians for Lance Caraccioli (LHP), who was with Triple A Las Vegas.
- July 23 Acquired Tyler Houston (INF) and a player to be named later from the Milwaukee Brewers for Ben Diggins (RHP), who was with Single A Vero Beach, and Shane Nance (LHP), who was with Triple A Las Vegas; designated Craig House (RHP), who was with Las Vegas, for assignment.
- July 25 Acquired Tom Farmer (RHP) and a player to be named later from the Detroit Tigers for Hiram Bocachica (INF/OF). Farmer was assigned to Double A Jacksonville.
- July 28 Acquired Paul Shuey (RHP) from the Cleveland Indians for Francisco Cruceta (RHP), Terry Mulholland (LHP) and Ricardo Rodríguez (RHP)
- Sept. 2 Purchased the contract of Kevin Beirne (RHP) from Single A Vero Beach.
- Sept. 18 Acquired Jason Frasor (RHP) from the Detroit Tigers to complete the trade of July 25. Frasor was assigned to Vero Beach (A).
- Oct. 16 Acquired Brian Mallette (RHP) as the player to be named later from the Milwaukee Brewers to complete the trade of July 23, 2002 in which the Dodgers received Tyler Houston in exchange for minor leaguers Ben Diggins (RHP) and Shane Nance (LHP).
- Dec. 6 Sold contracts of pitchers Kevin Beirne (Osaka Buffaloes) and Jeff Williams (Hanshin Tigers) to the Japanese Professional League.
- Dec. 12 Acquired Todd Hundley (C) and Chad Hermansen (OF) from the Chicago Cubs for infielders Eric Karros (INF) and Mark Grudzielanek (INF).
- Dec. 16 Acquired Derek Thompson (LHP) from the Chicago Cubs (their 2002 Rule 5 pick) for cash considerations.
- Dec. 20 Signed free agent Fred McGriff (INF) to a one-year contract.

LOS ANGELES DODGER GENERAL MANAGERS	
GENERAL MANAGER	YEARS
E.J. "Buzzie" Bavasi	1958-68
Fresco Thompson	1968
Al Campanis	1968-1987
Fred Claire	1987-98
Tommy Lasorda (Interim)	1998
Kevin Malone	1998-2001
Dave Wallace (Interim)	2001
Dan Evans	2001-Present

2003

- Jan. 13 Signed Pedro Borbon (LHP) to a minor league contract with an invitation to spring training.
- Jan. 16 Signed Wilson Alvarez (LHP) to a minor league contract with an invitation to spring training.
- Jan. 17 Signed Terry Shumpert (INF/OF) to a minor league contract with an invitation to spring training.
- Jan. 25 Acquired Daryle Ward (OF) from the Houston Astros for Ruddy Lugo (RHP).
- Jan. 27 Acquired Jason Romano (INF/OF) from the Colorado Rockies for Luke Allen (OF).

Kris Rone

EXECUTIVE VICE PRESIDENT OF BUSINESS OPERATIONS



Kris Rone begins her fourth season with the Los Angeles Dodgers and second as Executive Vice President of Business Operations, a position she was appointed to in July, 2002.

Rone, the highest-ranking female executive in franchise history, is actively involved in all day-to-day business aspects and projects of the organization while still overseeing all club sales and marketing efforts, including broadcast rights, sponsorship sales, ticket marketing, advertising and special events, premium sales, ticketing, merchandising and in-game entertainment. At a time of intense pressure for revenue generation and growth for all Major League Baseball teams, Dodger revenue in these areas has increased over 56 percent under Rone's supervision. Sponsorship sales alone have doubled during Rone's tenure.

In 2002, she was named one of *Street & Smith's Sports Business Journal's* "40 Under 40" for the third consecutive year as one of the top 40 sports executives under the age of 40. This year Rone was also one of seven named to the "40 Under 40" Hall of Fame, which is reserved for only those who have been honored three times.

Under her supervision, the Dodgers' 2001 creative was honored at the National Sports forum as the Best Sports Advertising in 2001. The club's 2000 television creative was honored at Cannes, earning the Gold Lion Award and becoming one of the five finalists for the grand Prix award. In addition, she earned a silver Clio and two Distinction Awards given during the Belding Awards show. Also in 2001, Rone was presented with an award given by *Street & Smith's* as she was voted one of the "Top 25 Female Executives" in sports.

Prior to joining the Dodgers, Rone served as President of Sports One, a sports marketing firm formed in November 1998. With Sports One, a joint venture between Fox Sports Enterprises and the Anschutz Corporation, Rone developed and managed integrated sports marketing partnerships with professional sports franchises and entertainment venues in the Los Angeles market. She guided Sports One's responsibilities in corporate sales, partnership marketing and sponsorship activities for the Dodgers, Los Angeles Kings, Los Angeles Galaxy, Los Angeles Avengers and Staples Center.

Rone was Senior Vice President of Strategic Marketing for Haworth Marketing and Media from 1995-98. She led the firm's relationship and partnership marketing activities on behalf of such clients as Target and Mervyn's, where she was responsible for entertainment and sports marketing partnerships as well as community affairs marketing programs and media partnerships.

From 1993-95, Rone held the title as Director of Client Services for the Santa Monica-based media firm Focus Media. She began her career as a creative advertising executive in Minneapolis, MN, holding positions of increasing responsibility at Campbell-Mithun-Esty Advertising and Chuck Ruhr Advertising from 1987-93.

Rone is the Vice President of the Dodgers Dream Foundation, serves on the boards of Para Los Ninos and the Los Angeles Chapter of the National Sports Marketing Association and is on the Advisory Committee for Major League Baseball Advanced Media.

Rone earned a bachelor's degree in Marketing from the University of Minnesota. She and her husband, David, reside in Manhattan Beach, CA with their daughter, Alex and son Sean.

DODGER WINNING STREAKS

Overall Winning Streaks

13	May 21-June 2*, 1962
	Sept. 16-30, 1965
12	April 24-May 5, 1976
11	May 17-29, 1993
10	April 20-30, 1980
	Aug. 9-16, 1985
9	May 8-15*, 1974
	June 26-July 4, 2001

* 2nd game of doubleheader

Home Winning Streaks

13	May 4-June 5, 1993
10	April 20-May 13, 1980
9	April 24-May 2, 1976
8	May 15-22, 1965
	Sept. 9-16, 1966
	May 7-13, 1979
	May 16-30, 1980
	Aug. 17-24, 1983
	July 13-Aug. 4, 1986

Sam Fernandez

SENIOR VICE PRESIDENT & GENERAL COUNSEL



Sam Fernandez begins his 20th season with the Dodgers and fourth as Senior Vice President, General Counsel. He was appointed to his current position on Jan. 27, 2000. Fernandez originally joined the organization on June 1, 1984 as General Counsel and was later assigned the additional responsibilities of Assistant Secretary in 1987 and Secretary in 1998.

Fernandez was an associate with the law firm of Latham & Watkins from 1980-84, serving as the Dodgers' resident counsel from Feb. 1, 1983 until formally joining the organization in 1984.

He graduated magna cum laude from UCLA in 1976 with a bachelor of arts degree in sociology and political science. He received his Juris Doctor in 1980 from Hastings College of Law at the University of California and was elected to the Order of the Coif. He was admitted to the practice of law in 1980 and is an active member of the California State Bar and the American Bar Association.

Fernandez served on the Board of Directors of Major League Baseball Enterprises, Inc., Boards of Major League Baseball Properties, Inc., the Pediatrics and Family Medical Foundation in Los Angeles and the Southern California Chapter of the American Corporate Counsel Association.

Fernandez and his wife, Susan, reside in Manhattan Beach with their children, Kristina and Mike.

Derrick Hall

SENIOR VICE PRESIDENT, COMMUNICATIONS



Derrick Hall enters his fourth season as Senior Vice President, Communications, a position he was appointed to on Dec. 14, 1999. He is responsible for all corporate and club communications efforts and directly oversees the club's public relations, publications, broadcasting, external affairs, government relations, community affairs and new media departments.

Hall originally joined the Dodgers in 1992 and worked in several capacities for the club's Single-A Florida State League affiliate in Vero Beach, FL. In addition to his numerous spring training and Single-A season duties, Hall added the position of Arizona Instructional League Business Manager to his baseball experience. He moved to Los Angeles in May 1994 to join the Publicity Department, initially as Assistant Director and later as Director, and remained with the ballclub until January 1999. As Director, Publicity, Hall coordinated all public relations efforts during the sale of the ballclub from the O'Malley family to the FOX Group in 1998.

Hall left the Dodgers in January 1999 to become the host of a three-hour morning talk show on XTRA Sports 1150 AM, then the Dodgers' flagship station. In addition to his early-morning routine, Hall hosted the pregame show, "Dodger Game Day" on 1150 AM when the team played at home. He also was in front of the camera as a fill-in sports anchor at KNBC-TV Channel 4 in Los Angeles beginning in August 1999, a position he relinquished upon accepting the job with the Dodgers.

The Los Angeles native received a bachelor's degree from Arizona State University in sports broadcasting and a master's degree from Ohio University in sports administration. Upon undergraduate completion, Hall assumed an assistant editor role for a city magazine in Las Vegas. In 2002, Hall was inducted into the ASU Walter Cronkite School of Journalism and Mass Communication Alumni Hall of Fame and in early 2003 will be awarded the ASU Young Alumni Achievement Award.

He serves on the Board of Directors for the Los Angeles Economic Development Corporation, the Southern California Sports Broadcasters Association, the Southern California Chapter of the 65 Roses Cystic Fibrosis Foundation, the Southern California Professional Golfers Association (SCPGA), is a member of the March of Dimes Communications Committee and is also a member of the Baseball Advisory Committee for the ASU athletic department.

Hall and his wife, Amy, have three children, Logan, Hayden and Kylie.

Tommy Lasorda

SENIOR VICE PRESIDENT



Regarded by many as baseball's most popular ambassador, Tommy Lasorda begins his 54th season in the Dodger organization and eighth as Vice President. He was named Vice President on July 29, 1996 after retiring as manager, a position he held for the previous 20 seasons. Lasorda assumed all player personnel responsibilities when he was named the Dodgers' interim General Manager on June 22, 1998. He relinquished his General Manager duties when he was promoted to Senior Vice President on Sept. 11, 1998.

In his current front-office capacity, Lasorda spends much of his time scouting, evaluating and teaching minor league players as well as spreading baseball goodwill to thousands as he makes more than 100 speeches and appearances to various charities, private groups and military personnel each year.

Last season saw Lasorda once again take his baseball and motivational expertise to Japan when the Los Angeles Dodgers and the Osaka Buffaloes agreed to a second year in their "friendship" agreement that centered around Lasorda consulting with the Buffaloes in all aspects of baseball. Lasorda, who along with the Buffaloes have extended their agreement for one more season in the hopes of building on their successes from 2001 and 2002, spent a total of four months over the last two seasons in Japan not only teaching the fundamentals of baseball to the players but also instructing their baseball operations staff about the business of baseball. Before the association with the Dodgers and Lasorda, the Buffaloes had finished last the previous two seasons but in 2001 they won their first pennant in 10 years and 2002 saw them finish second.

On May 5, 2000 he was named to manage the United States Olympic Baseball Team for the 2000 Summer Olympic Games in Sydney, Australia. His team, considered underdogs by many, won the Gold Medal on September 27, just five days after celebrating his 73rd birthday. On Nov. 6, the Tom Lasorda Heart Institute at Centinela Hospital Medical Center in Inglewood, CA officially opened.

In 1997, Lasorda was elected to the National Baseball Hall of Fame by the Veterans Committee in his first year of eligibility. He was the 14th manager and 52nd Dodger inducted into the Hall of Fame. Lasorda's uniform number (2) was retired by the Dodgers on Aug. 15, 1997 and the main street that leads to the entrance of Dodgertown in Vero Beach, FL was renamed Tommy Lasorda Lane on March 5, 1997. Lasorda also threw out the first pitch in Game 7 of the 1997 World Series.

Lasorda compiled a 1,599-1,439 record and won two World Championships, four National League pennants and eight division titles in an extraordinary 20-year career as the Dodgers' manager. He ranks 13th with 1,599 wins and 12th with 3,038 games managed in Major League history. His 16 wins in 30 NL Championship Series games managed were the most of any manager at the time of his retirement in 1996. His 61 postseason games managed rank third all-time behind Bobby Cox and Casey Stengel. Lasorda posted a 3-1 record as the NL manager in four All-Star Games. He joined St. Louis' Gabby Street (1930-31) as the only managers in NL history to win league titles in his first two seasons when he led the Dodgers to titles in 1977-78. Lasorda also managed nine of the Dodgers' 16 Rookies of the Year, more than any other big league skipper in history.

Prior to replacing Hall of Famer Walter Alton as manager on Sept. 29, 1976, Lasorda spent four seasons in Los Angeles on Alton's coaching staff from 1973-76. He spent eight seasons as a manager in the Dodgers' minor league system at Pocatello (1965), Ogden (1966-68), Spokane (1969-71) and Albuquerque (1972). Lasorda also spent four years as a Dodgers scout after retiring as a player following the 1960 season. An astounding 75 players Lasorda managed in the minor leagues went on to play in the majors.

Lasorda compiled an 0-4 record and 6.52 ERA as a left-handed pitcher in parts of three major league seasons with the Brooklyn Dodgers (1954-55) and Kansas City Athletics (1956). In all, he spent 14 seasons in the minor leagues from 1945-60 and he served two years in the military from 1946-47.

He has won numerous awards throughout his career, including being named Minor League Manager of the Year by *The Sporting News* in 1970, Manager of the Year by UPI and AP in 1977, Manager of the Year by AP in 1981 and N.L. Manager of the Year by *Baseball America* and Co-Manager of the Year by *The Sporting News* in 1988. He was the recipient of the Association of Professional Baseball Players of America's inaugural Milton Richman Memorial Award with Sparky Anderson in 1987, the BBWAA Philadelphia Chapter's Humanitarian Award in 1993, Los Angeles Junior Chamber of Commerce's Award of Merit in 1997, Touchdown Club of Columbus' Baseball Ambassador of the Year in 1997, Arête's Courage in Sports Award in 1997 and was honored by the President of the Dominican Republic in 1997 for his dedication to the game of baseball throughout his career.

Lasorda has been a spokesperson for the American Heart Association and has received honorary doctorate degrees from Pepperdine University, St. Thomas University, Cal State Long Beach and the University of Phoenix.

Lasorda and his wife Jo, whom he has married to for 52 years, reside in Fullerton, CA. They will celebrate their 53rd wedding anniversary on April 14, 2003. The couple renamed a gymnasium and youth center in memory of their son, Tom Jr., in Yorba Linda, CA on Sept. 7, 1997. They are also the proud grandparents of Emily Tess, who is the seven-year-old child of their daughter Laura and son-in-law Bill Goldberg.

Dave Wallace

SENIOR VICE PRESIDENT, BASEBALL OPERATIONS



Wallace begins his second season as Senior Vice President, Baseball Operations, a position he was appointed to on Oct. 3, 2001. His position affords him the opportunity to oversee the club's minor league operations and still consult with Vice President and General Manager Dan Evans on baseball operations issues at all levels of the team.

Credited with the development of several young Dodger pitchers during his first tenure with the club, Wallace returned to the organization Dec. 6, 2000 as Special Assistant to the General Manager after spending three years with the New York Mets. But in mid-April, 2001 he was asked to take full control of the Dodgers' baseball operations department as the Interim General Manager, after the resignation of Kevin Malone. Upon the naming of Evans as Executive Vice President and General Manager, Wallace was then promoted to Senior Vice President, Baseball Operations.

Throughout the course of his six months as Interim General Manager (April-October, 2001) and through the loss of three pitchers from their starting rotation, he and his staff made several transactions to give Jim Tracy the personnel to keep the team in the thick of the race. The club would remain in the thick of the race until finally being eliminated on Oct. 2.

Before returning to the Dodgers, Wallace served as pitching coach for the 2000 National League champion Mets which saw his staff rank third in the Major Leagues with a 4.16 earned run average. He joined the team on Oct. 30, 1997 as the Mets' Senior Advisor to General Manager Steve Phillips. One year later, he was appointed Senior Executive Advisor/Player Personnel.

Before his tenure with New York, Wallace spent 17 years in the Dodger organization, serving in many pitching-related capacities, including three seasons (1995-97) as Major League pitching coach. During that tenure, Wallace carried on the rich tradition of Dodger pitching as each of his staffs ranked among the best in the big leagues.

In 1996, the Dodgers led the Major Leagues with a 3.36 ERA after finishing second (3.66) one year earlier when the team won the National League Western Division title. In 1997, the Dodger bullpen led the NL in ERA (3.40) while Dodger pitchers were tops in the majors in strikeouts (1,232) and second in ERA (3.62).

Wallace, who pitched in the Major Leagues with the Philadelphia Phillies and Toronto Blue Jays, started his career with the Dodgers in 1981 and proceeded to help develop the talents of such pitchers as Pedro Astacio, Darren Dreifort, Pedro Martinez, Ramon Martinez, Hideo Nomo, Chan Ho Park, Ismael Valdes and John Wetteland.

A native of Waterbury, (CT), Wallace served as Single-A Vero Beach's pitching coach for two seasons (1981-82). In 1983, he moved up to Double-A San Antonio in the same capacity and then went on to Triple-A Albuquerque where he was pitching coach from 1984-86. In 1987, Wallace became roving pitching instructor for the entire minor league system, a position he held until becoming the big league pitching coach in 1995.

Wallace's professional playing career began in 1970 at Spartanburg after being signed by the Philadelphia Phillies out of the University of New Haven, CT. Moving up through the system, the converted reliever made his Major League debut with Philadelphia in 1973, appearing in four games. He pitched in three games for the Phillies in 1974 and after three more seasons in their chain, he was signed by Toronto in 1978 and pitched in six big league games that season. Overall, the right-hander pitched in 13 big league games (0-1, 7.71 ERA) and 355 minor league contests (47-31 record, 60 saves). He ended his playing career by pitching for Santo Domingo and Pawtucket in 1979.

While at the University of New Haven, where he earned a Bachelor of Science degree in Business Administration in 1969, Wallace posted a 24-6 career record. He pitched New Haven to the NAIA Eastern Regional championship and a place in the national tournament in 1966. Wallace graduated from Sacred Heart High School in Waterbury, CT where he played baseball, basketball and football.

Wallace and his wife Joyce share time between their Norfolk, MA and Vero Beach, FL homes.

KOUFAX'S PERFECT GAME

The only perfect game in Dodger history was authored by Hall of Fame left-hander Sandy Koufax on Sept. 9, 1965 in front of 29,139 at Dodger Stadium. During the 1-0 victory over the Chicago Cubs, Koufax struck out 14 batters and improved his season record to 22-7. Koufax struck out the final six Cubs he faced - Ron Santo, Ernie Banks and Byron Browne in the eighth inning; Chris Krug, Joe Amalfitano and pinch-hitter Harvey Kuenn in the ninth. The Dodgers managed just one hit and a walk off Cubs' left-hander Bob Hendley (2-3), who also pitched the distance. The only hit - Lou Johnson's two-out bloop double to right field in the seventh inning- didn't matter in the scoring. Johnson opened the fifth inning with a walk, advanced to second on Ron Fairly's sacrifice bunt, stole third base and scored when catcher Krug's throw sailed into left field. In addition to Koufax becoming the first pitcher to hurl four no-hitters in his career, the 1-hour, 43-minute game also featured a Major League record for fewest runners left on base by both teams (1).

Craig Callan

VICE PRESIDENT, SPRING TRAINING & MINOR LEAGUE FACILITIES



Craig Callan enters his 24th year at Dodgertown and his third as Vice President, Spring Training/Minor League Facilities. Callan's past duties have included overseeing the 465-acre Dodgertown complex in Vero Beach, FL, which includes Spring Training, the Single-A Florida State League Vero Beach Dodgers, the rookie-level Gulf Coast League Dodgers, various minor league activities and use by international teams, a Sports and Conference Center catering year-round to national and international groups, two golf courses and 60 acres of citrus groves.

In his position as Vice President, he also oversees the Dodgers' training facility in the Dominican Republic and acts as a liaison with all Dodger minor league affiliates.

Since 1988 when Callan began serving as its director, Dodgertown has been recognized as one of the top spring training sites, often referred to as "Baseball Heaven," and the complex was rated the No. 1 spring training site in the March 1997 issue of *Baseball America*. Other awards include the 2000 Red Cross Business of the Year, 1999 United Way Corporate and Charter Community Service Award, the 1997 Chamber of Commerce Industry Appreciation and United Way Essence Awards, and the 1993 Indian River County Council of 100 Business of the Year Award.

Callan's dedication to Dodgertown culminated in the winter of 2001 when the state agreed to designate funding to upgrade the facility to a state of the art baseball and entertainment complex. On Aug. 29, 2001, the local community purchased the Dodgertown baseball parcel for \$19 million. Renovations began after the 2002 season with a new, 30,000 square-foot building that includes clubhouses, training facilities, and executive and administrative offices adjacent to Holman Stadium. Renovations to existing fields have also been made along with the construction of four new indoor batting/pitching tunnels and a new Major League pitching and bunting area adjacent to historic Holman Stadium.

An active member of the community, Callan was the recipient of the Vero Beach Police Department Citizen of the Year Award in 1995, and Treasure Coast Citizen of the Year Award in 1998 and the Florida Irish-American Society Irishman of the Year Award in 2001. He has served on several boards in the community, including the United Way, Samaritan Center, Council of 100 of Indian River County and the Civic Leadership Program and the Gifford Youth Community Center, among others.

Callan and his wife, Cynthia, reside in Vero Beach and are the proud grandparents of four-year-old Corliss Rose.

Sergio del Prado

VICE PRESIDENT, SALES



Sergio del Prado begins his fourth season with the Dodgers and second as Vice President, Sales. He joined the club on July 1, 2000 as Director, Sales and Marketing, after serving the previous two years as General Manager of the Los Angeles Galaxy soccer team. As Vice President, Sales he oversees ticket and sponsorship sales and premium sales and servicing.

In his two seasons with the Galaxy, Del Prado led the club to success on and off the field. Under his watch, the team led Major League Soccer in attendance and sponsorship revenue while playing for the MLS Cup. It also established the Galaxy Foundation, a 501c3 organization which contributed over \$300,000 in cash and in-kind to help needy Los Angeles area youth. On the broadcast front, del Prado was able to secure MLS' and the Galaxy's first ever-local Spanish television broadcasting deal with Telemundo's KVEA-Channel 52 and the club's first-ever English language radio deal with KRLA (1110 AM). He also negotiated the club's return to English over-the-air television with a five-game schedule on KCAL 9. Likewise he brokered a preseason tour of Argentina for the Galaxy and established MLS' first national broadcast on Fox Sports World Espanol for a match with the Argentine club team Talleres. Del Prado initiated the first Copa Cruz M. Bustamante in which the Galaxy took on Chivas of Guadalajara, establishing a Galaxy international match attendance record and raising over \$30,000 for charity. This led to a five-match agreement for games in three MLS cities.

Del Prado joined the Galaxy after serving as senior vice president of corporate marketing for the 1999 FIFA Women's World Cup Organizing Committee since September of 1997. As the holder of the highest marketing position, Del Prado devoted his considerable energy towards signing world-wide marketing partners to join FIFA's Official Sponsors in promoting the largest-ever world championship for women's soccer. Top accomplishments include Allstate's

first-ever major sports sponsorship, HP technology sponsorship and media partnerships with ABC/ESPN, Lifetime and Time Inc. which helped ensure sold out venues for the tournament.

Prior to joining Women's World Cup, del Prado spent nine years with the Los Angeles Kings of the National Hockey League. During his time with the Kings, he served as Director of Marketing and Corporate Sales. In this role he supervised the sales of corporate sponsorship packages, team marketing, client promotions, in-arena giveaways, sponsor entertainment events and fan development programs. Del Prado created the presentation and led the sales effort that resulted in the Staples Center naming rights deal. Prior to becoming the Kings' director of marketing, del Prado served five years as a corporate account manager for the club. From 1992-94, he also served as the club's Hispanic broadcast manager, creating the first Spanish-language radio and television broadcasts of NHL games. The position also entailed the creation, sales and service of Hispanic broadcast sponsorships and grassroots promotions.

Involved in various community organizations, del Prado serves as an advisory board member of Catholic Charities, City of Hope/Office Depot Championships, as a Playa del Rey Little League coach and El Segundo AYSO soccer coach.

Del Prado received his Bachelor of Science degree in Business Administration from California State University, Long Beach. Born in Havana, Cuba, del Prado and his family moved to the United States in 1962. He and his wife, Leslie, have two children, Monica and Eric.

Doug Duennes

VICE PRESIDENT, STADIUM OPERATIONS



Doug Duennes begins his ninth season with the Dodgers in 2003 and fourth as Vice President, Stadium Operations, a position he was appointed to on Jan. 27, 2000.

Duennes oversees all operations at Dodger Stadium, including food services, security, medical services, parking, operations, maintenance, stadium tours, ushers, ticket takers, gardeners and grounds crew while also coordinating all concerts and non-baseball events. He played a major role in the \$50 million limited renovation to Dodger Stadium during the 2000 offseason. The renovation project provided new Field Level seats down the foul lines beyond the dugouts, a new expanded dugout section with an adjacent club area, suites added on to the Club Level and a renovated Stadium Club.

He joined the Dodgers in 1995 as Director, Stadium Operations after spending eight years in the same capacity for the San Diego Padres from 1987-94, including his last two seasons with the Padres as Vice President, Stadium Operations. Prior to joining the Padres, he spent 12 years with the Cincinnati Reds in the Stadium Operations department, including the last nine seasons as Director.

Duennes and his wife, Rachel, reside in Rancho Palos Verdes, CA with their son, Philip.

Tommy Hawkins

VICE PRESIDENT, EXTERNAL AFFAIRS



Tommy Hawkins begins his 16th year with the Dodgers and fourth as Vice President External Affairs. Hawkins originally joined the organization as Vice President, Communications on Oct. 28, 1987. In his current role, Hawkins oversees the External Affairs Department functions and the Los Angeles Dodgers' Speakers Bureau, while also making more than 80 speaking engagements throughout the year on the Dodgers' behalf.

Hawkins spent 19 years as a television and radio broadcaster in Los Angeles after completing a 10-year playing career in the National Basketball Association in 1969. He co-hosted Mid-Morning Los Angeles on KHJ-TV from 1972-76 and 1985-87 and also hosted Daybreak L.A. on KABC-TV from 1977-78. Hawkins was also a sports anchor from 1969-73 on KNBC-TV where he earned a Golden Mike award in 1971, and was a network basketball analyst with Curt

Gowdy and Jim Simpson on NBC from 1970-75. Hawkins also spent 14 years at KABC (790 AM) from 1973-87, where he created Baseball Spotlight, Dodger Forecast and Dodger Confidential while also hosting SportsTalk and DodgerTalk. He was the station's sports director from 1978-85. He was a partner in the Beverly Hills public relations and advertising firm Bishop, Hawkins and Associates from 1967-69 and taught "Mass Media and the History of the Black Athlete" at Cal State Long Beach from 1972-73.

The Chicago native was a two-time basketball All-America and captain at Notre Dame prior to joining the NBA, where he played for the Los Angeles Lakers from 1959-61 and 1966-69 and the Cincinnati Royals from 1961-65. He served as the Lakers' player representative from 1967-69 and was a member of the NBA players' labor negotiation team.

A leader in the community, Hawkins is a member of the Board of Trustees at Occidental College, Chairman of the Board of the Friends of Recreation Los Angeles ("for L.A.") and on the Board of Directors of the Los Angeles Sports Council, The Children's Burn Foundation, Southern Los Angeles Little League and the Enter Theater Group. He is also an advisory board member of Goodwill Industries, member of the board of governors for the Special Olympics, a fellow of the UCLA LeRoy Neiman Center for the Study of American Society and Culture and serves on the University of Notre Dame Mendelson Center for Sports, Character & Culture Advisory Committee.

Hawkins has won numerous awards and honors throughout his career, including winning the 2002 "Duke" Award for outstanding service to the Los Angeles Athletic Club. He was also named a Treasure of Los Angeles by the Central City Association in 1996, inducted into the California Black Sports Hall of Fame in 1996, named to the Los Angeles Athletic Club Hall of Fame in 1993, Franciscan Communications' Communicator of the Year in 1993, recipient of the Vincent T. Lombardi Award from the Boy Scouts of America's L.A. Council in 1993, inducted into the Chicago Sports Hall of Fame in 1990, honored with a star on the Sports Walk of Fame in San Pedro, CA in 1985, chosen by the Illinois Basketball Hall of Fame as a charter member in 1973 and was listed in Who's Who in America from 1972-75.

In 2000 Hawkins received the Founder's Award from Reviving Baseball in the Intercities (RBI), was also honored by the Children's Burn Foundation as the recipient of the Giving New Hope Award and by the Los Angeles Unified School District Adopt-a-School Council receiving the award as an "Ambassador" to the Partnerships and Adopt-a-School programs. In 1999 at Notre Dame, Hawkins was the recipient of the Sorin Award, given annually to the outstanding Notre Dame Alumnus.

Cris Hurley

VICE PRESIDENT & CHIEF FINANCIAL OFFICER



Cris Hurley enters her sixth season with the Dodgers after joining the organization on Feb. 2, 1998 as Director of Finance and Accounting. She was promoted to Chief Financial Officer in June 1999 and received the Vice President of Finance title in November 2000. She oversees all financial aspects of the Dodger organization along with Information Systems and Merchandise Finance. Hurley is responsible for all budgeting, financial reporting and strategic planning for the organization.

Hurley came to the Dodgers after spending six years at the Walt Disney Company where she held multiple roles in Buena Vista Pictures Marketing, Theatrical Productions and Management consulting/audit. She spent six months working from the Disney Paris office and traveled extensively on behalf of the Disney Company consulting on contracts, license deals and theatrical distribution agreements.

Prior to joining the Walt Disney Company, the Northeastern University graduate worked for Ernst & Young accounting firm. She passed the CPA exam immediately following graduation from college and received her formal certification upon achieving two years of industry experience.

She is on the Board of Directors for the Dodger Dream Foundation and the Parkinson's Rescue Organization.

Kim Ng



VICE PRESIDENT & ASSISTANT GENERAL MANAGER

Kim Ng (pronounced ANG) enters her second season as Vice President and Assistant General Manager of the Los Angeles Dodgers. She is one of only three female executives in Major League Baseball to hold such a position in baseball operations. Ng's primary responsibilities are trades, arbitration, roster maintenance and contract negotiations along with other baseball operations responsibilities.

Prior to joining the Dodgers, Ng served as Vice President and Assistant General Manager for the New York Yankees. At 29 years of age when hired by the Yankees, she was the youngest Assistant General Manager in the Major Leagues. In her four seasons with the Yankees, New York won three world championships and four American League pennants.

Before her time with the Yankees organization, Ng served as Director of Waivers and Player Records for the American League in 1997. She approved all player transactions and contracts and assisted American League General Managers in the interpretation and application of Major League rules and the Basic Agreement.

She began her career in baseball in 1990 in arbitration and contract negotiations for the Chicago White Sox. She was promoted in 1991 to Special Projects Analyst and in 1995 to Assistant Director of Baseball Operations. In those positions, she assisted in all facets of the day-to-day operations of the Major League club, including contract negotiations, trades and free agent signings and the tracking of Major League player movement.

Ng is a 1990 graduate of the University of Chicago with a bachelor's degree in Public Policy. A native of Ridgewood, NJ, she resides in Silver Lake, CA with her husband, Tony Markward.

David Walkley




VICE PRESIDENT, HUMAN RESOURCES & ADMINISTRATION

David Walkley enters his third season with the Dodgers after joining the organization on Feb. 1, 2001 in the newly created position of Vice President, Human Resources and Administration. He has responsibility for all aspects of Human Resources including recruitment, staffing, training and development, compensation, benefits, employee relations, grievances and arbitrations.

Prior to joining the Dodgers, Walkley spent 23 years with ARCO, all of it in Human Resource-related positions, most recently as Vice President, Human Resources in their Los Angeles Corporate office where he played a critical role in the integration of ARCO into BP following the acquisition in April 2000. Before joining ARCO, Walkley worked for the Travelers Insurance Company, Barnes and Noble and The Stanley Works in a variety of Sales and Marketing positions.

Locally, Walkley is actively involved in numerous philanthropic activities. He is a member of the Board of Directors of the United Way of Greater Los Angeles, where he serves on the Human Resources Committee. He also is the Chairman of the Annual Golf Classic at Sherwood Country Club which raises over \$100,000 each summer. Walkley is also a Board member of the American Red Cross of Greater Los Angeles where he also serves on the Executive Committee and the Financial Development Committee. He also has been asked to Chair the Annual Red Cross Golf Tournament at Valencia Country Club in May 2003.

Walkley, a graduate of Central Connecticut State University, and his wife, Clare, reside in Manhattan Beach, CA with their children, Andrew and Emily.



LA

Dodgers

12

COACHING
STAFF

Jim Tracy



BATS/THROWS: Left/Right • **HEIGHT/WEIGHT:** 6-3/205

OPENING DAY AGE: 47 • **BORN:** December 31, 1955 in Hamilton, OH

RESIDES: Claremont, CA • **APPOINTED:** November 1, 2000

MANAGERIAL AND COACHING CAREER: Has finished in the top four in National League Manager of the Year balloting in each of his first two seasons as the Dodgers Manager, finishing second in 2001 and fourth in 2002...guided the club to a 92-70 record in 2002, good for third place in the National League West, 6.0 games behind first-place Arizona and battling the San Francisco Giants down the stretch for the NL Wild Card entry, which was decided in game 161 of 162...the Dodgers were one of three teams in the Majors to register 90 or more victories and not qualify for the postseason, joining the Boston Red Sox (93) and Seattle Mariners (93)...Tracy and Frank Robinson of the Montreal Expos, served as coaches for the 2002 NL All-Star team at the 73rd All-Star Game on July 9 at Miller Park in Milwaukee after being asked by NL All-Star manager Bob Brenly...with his participation in the 73rd All-Star Game, Tracy became the first Dodger manager since Hall of Famer Tommy Lasorda in 1993 to be named an All-Star coach...has put together a 178-146 record over his first two years of managing, ranking behind only Brenly (190-134) for the best winning percentage .586-.549 among National League managers who took over clubs in 2001...Philadelphia's Larry Bowa (166-157, .514), Cincinnati's Bob Boone (144-180, .444) and Pittsburgh's Lloyd McClendon (134-189, .415) round out the group of new NL skipper in 2001...he guided the Dodgers to an 86-76 record in his first season at the helm and skillfully kept the Dodgers in the race the entire season, despite having to use the disabled list 20 times with players missing over a combined 600 games and juggling the lineup to come up with 114 different combinations...the Dodgers had at least a share of first place for 39 days during the season and never trailed by more than 7.5 games, which came during the first half of the season...following the 2001 season, the Dodgers exercised the options on Tracy's contract for the 2003 and 2004 seasons...named the Dodgers field manager on Nov. 1, 2000, becoming the 24th manager in franchise history and sixth in Los Angeles....served as interim manager from July 16-19, 2000 while former manager Davey Johnson was ill, and guided the Dodgers to a 3-1 record...those victories by Major League Baseball rules are credited to Johnson, so Tracy entered his first season with no official record as a Major League manager...he begins his 27th season in professional baseball...served as the Dodgers' bench coach and coordinator of all on-field activities during spring training in 1999 and 2000...prior to joining the Dodgers' Major League staff, was a bench coach for four seasons under then Montreal Expos' Manager Felipe Alou...had been a part of the Expos' organization since 1993...posted a 501-486 record in seven seasons as a minor league manager from 1987-91 and 1993-94 with three organizations: Chicago Cubs, Cincinnati Reds and Montreal...his teams finished first or second in four of his seven seasons as a minor league manager...was named *The Sporting News* and *Eastern League Manager of the Year* in 1993 after guiding the Expos' Double-A affiliate in Harrisburg to a 94-44 record and league title...the Senators were also named Minor League Team of the Year by *Baseball America*...also earned the Expos' John McHale Award for player development excellence...managed Montreal's Triple-A Ottawa affiliate to a 70-72 mark in 1994...Ottawa remained in playoff contention until the final weekend of the season...made his managerial debut in 1987 with the Cubs' Single-A Peoria affiliate in the Midwest League...spent three seasons at the helm of Double-A Chattanooga in the Reds' farm system from 1989-91...was the Reds' minor league field coordinator in 1992.

JIM TRACY'S MANAGERIAL RECORD

YEAR	CLUB	W-L	PCT.	FINISH
1987	Peoria (A)	71-69	.507	2nd
1988	Peoria (A)	70-70	.500	6th/3rd
1989	Chattanooga (AA)	58-81	.417	4th/5th
1990	Chattanooga (AA)	66-78	.458	4th/4th
1991	Chattanooga (AA)	72-72	.500	2nd/3rd
1993	Harrisburg (AA)	94-44	.681	1st
1994	Ottawa (AAA)	70-72	.493	2nd
2001	LOS ANGELES	86-76	.531	3rd
2002	LOS ANGELES	92-70	.568	3rd
Major League Totals - 2 years		178-146	.549	
Minor League Totals - 7 years		501-486	.508	

PLAYING CAREER: Compiled a .249 career batting average in two Major League seasons after he was selected by the Cubs in the fourth round of the January 1977 First-Year Player Draft...played parts of the 1980-81 seasons in the Major Leagues with the Cubs...also played two seasons in Japan with Taiyo in 1983 and 1984...won the Texas League batting title in 1979 while playing for Midland with a .355 average.

PERSONAL: James Edwin Tracy and his wife, Debra, reside in Claremont, CA with their three sons, Brian (19), Chad (17) and Mark (15)...graduated in 1974 from Badin High School in Hamilton, OH, where he played football, basketball and baseball...is a member of that school's sports Hall of Fame...was a NCAA Division III All-America selection at Marietta College in Marietta, OH as a sophomore in 1976...also is a member of the Marietta College Sports Hall of Fame...supports the Dodgers Charity Golf Invitational and annually visits children in White Memorial Medical Center pediatric unit...has participated in community baseball clinics and school visits to Solano Avenue Elementary School...his son Brian, a right-handed pitcher from Claremont (CA) High School, was selected in the 21st round of the June 2002 First-Year Player Draft by the Dodgers...he is currently playing baseball at UC Santa Barbara.

JIM TRACY'S CAREER BATTING RECORD

YEAR	CLUB	AVG.	G	AB	R	H	2B	3B	HR	RBI	SH	SF	HP	BB	SO	SB	CS	E
1977	Pompano Beach	.226	93	261	27	59	13	2	4	34	3	1	2	41	66	1	4	4
1978	Pompano Beach	.244	78	225	42	55	7	5	6	43	3	3	1	58	34	2	2	4
	Midland	.259	54	189	34	49	9	2	8	29	1	0	2	20	50	2	2	2
1979	Midland	.355	86	301	75	107	16	1	15	67	2	3	4	63	41	7	8	6
	Wichita	.273	44	150	26	41	9	1	4	18	0	4	2	21	36	0	2	11
1980	Wichita	.320	112	406	66	130	17	6	16	63	1	3	1	67	68	4	4	5
	CHICAGO (NL)	.254	42	122	12	31	3	3	3	9	2	0	0	13	37	2	2	2
1981	Midland	.274	22	73	8	20	3	0	2	7	0	0	0	13	22	0	0	0
	CHICAGO (NL)	.238	45	63	6	15	2	1	0	5	0	1	0	12	14	1	0	0
1982	Tucson	.318	133	481	85	153	35	3	12	100	0	4	1	81	83	5	2	4
1983	Taiyo	.303	125	469	61	142	29	2	19	66	-	-	-	32	74	3	-	-
1984	Taiyo	.222	3	9	1	2	0	0	1	5	-	-	-	2	1	0	-	-
	Tucson	.244	52	156	22	38	12	3	1	21	1	2	0	31	39	2	1	2
Major League Totals - 2 years		.249	87	185	18	46	5	4	3	14	2	1	0	25	51	3	2	2

CONCERNING STATE



DODGER WINNINGEST MANAGERS

Manager	Wins	Manager	Win Pct.
Walter Alston	2,040	William McGunnigle	.667
Tommy Lasorda	1,599	Charlie Dressen	.637
Wilbert Robinson	1,375	Burt Shotton	.598
Leo Durocher	738	Leo Durocher	.560
Ned Hanlon	511	Walter Alston	.558



Jack Clark



BATS/THROWS: Right/Right • **HEIGHT/WEIGHT:** 6-3/225

OPENING DAY AGE: 47 • **BORN:** November 10, 1955 in New Brighton, PA

RESIDES: Scottsdale, AZ • **APPOINTED:** November 21, 2000

COACHING CAREER: Enters his third season as the Dodgers' Major League hitting coach...the club finished fifth in batting and hits and sixth in doubles in the National League in 2002...the 286 doubles set a new Los Angeles Dodger record, eclipsing the mark of 265 in 2000...kept the Dodgers among the league leaders in home runs in 2001 and helped Shawn Green to a franchise record 49 home runs...he served in the Dodgers' organization as the Single-A California League champion San Bernardino Stampede's hitting instructor in 2000...his team finished with a .265 batting average and subsequently led all playoff teams in average, home runs and runs scored... managed the River City Rascals to a 39-45 record and a fourth place tie in the independent Frontier League's Western Division in 1999.

JACK CLARK'S CAREER MANAGERIAL RECORD

YEAR	CLUB	W-L	PCT.	FINISH
1999	River City (Ind.)	39-45	.464	4th

PLAYING CAREER: Outstanding 18-year Major League career with the San Francisco Giants, St. Louis Cardinals, New York Yankees, San Diego Padres and Boston Red Sox during which he slugged 340 home runs, drove in 1,180 runs and batted .267...averaged nearly 20 home runs a season in his career, including eight seasons with 25 or more home runs...he helped lead the Cardinals to the World Series in 1985 and 1987 and was selected to National League All-Star teams four times during his career...while with the Yankees in 1988, led all American League designated hitters in game-winning hits (13) and walks (92), was second in RBI (72) and third in home runs (21)...had his 1987 campaign with St. Louis cut short with a ligament tear in his ankle, yet still led the NL in slugging percentage (.597), on-base percentage (.459) and walks (136), and finished fourth in RBI (106) and sixth in home runs (35)...reached base safely in all six NLCS games vs. the Dodgers in 1985, including hitting the dramatic two-out, three-run home run off Tom Niedenfuer which propelled the Cardinals into the World Series...hit safely in six of his seven World Series games against the Kansas City Royals in a 4-3 series loss...received the NL Silver Slugger award as a first baseman in 1985...named the San Francisco Giants team captain for the 1984 season...made the Baseball Digest All Rookie Team in 1977, after batting .252 with 17 doubles, 13 home runs and 51 RBI with the Giants...selected in the 13th round of the June 1973 First-Year Player Draft by the San Francisco Giants as a pitcher...pitched in five games for Great Falls, before converting to the outfield.

PERSONAL: Jack Anthony Clark resides in Scottsdale, AZ...he has three daughters, Danika (22), Rebekah (21) and Erika (13) and one son, Anthony (18)...graduated from Gladstone High School in Azusa, CA where he played baseball and basketball...was honored as the right fielder on the San Francisco Giants' All-Dream Team in 1982, commemorating the Giants' first 25 years in San Francisco...participates in the Manny Mota Foundation's Baseball Festivals and community baseball clinics.

JACK CLARK'S CAREER BATTING RECORD

YEAR	TEAM	AVG	G	AB	R	H	2B	3B	HR	RBI	SH	SF	HP	BB	SO	SB	CS	E
1973	Great Falls	.321	65	234	46	75	20	1	9	54	0	1	2	26	49	5	4	1
1974	Fresno	.315	131	495	88	156	23	9	19	117	0	5	0	60	89	3	0	53
1975	Lafayette	.303	126	466	94	141	25	2	23	77	0	4	0	65	59	9	0	56
	SAN FRANCISCO	.235	8	17	3	4	0	0	0	2	0	1	0	1	2	1	0	0
1976	Phoenix	.323	131	470	111	152	29	16	17	86	0	2	0	72	73	16	10	9
	SAN FRANCISCO	.225	26	102	14	23	6	2	2	10	3	2	0	8	18	6	2	1
1977	SAN FRANCISCO	.252	136	413	64	104	17	4	13	51	1	3	2	49	73	12	4	6
1978	SAN FRANCISCO	.306	156	592	90	181	46	8	25	98	3	9	3	50	72	15	11	6
1979	SAN FRANCISCO	.273	143	527	84	144	25	2	26	86	1	6	1	63	95	11	8	5
1980	SAN FRANCISCO	.284	127	437	77	124	20	8	22	82	1	10	2	74	52	2	5	8
1981	SAN FRANCISCO	.268	99	385	60	103	19	2	17	53	0	6	1	45	45	1	1	4
1982	SAN FRANCISCO	.274	157	563	90	154	30	3	27	103	0	5	1	90	91	6	9	6
1983	SAN FRANCISCO	.268	135	492	82	132	25	0	20	66	0	7	1	74	79	5	3	9
1984	SAN FRANCISCO	.320	57	203	33	65	9	1	11	44	0	3	0	43	29	1	1	2
1985	ST. LOUIS	.281	126	442	71	124	26	3	22	87	0	5	2	83	88	1	4	14
1986	ST. LOUIS	.237	65	232	34	55	12	2	9	23	0	1	1	45	61	1	1	3
1987	ST. LOUIS	.286	131	419	93	120	23	1	35	106	0	3	0	136	139	1	2	14
1988	NEW YORK (AL)	.242	150	496	81	120	14	0	27	93	0	5	2	113	141	3	2	5
1989	SAN DIEGO	.242	142	455	76	110	19	1	26	94	0	5	1	132	145	6	2	15
1990	SAN DIEGO	.266	115	334	59	89	12	1	25	62	0	2	2	104	91	4	3	6
1991	BOSTON	.249	140	481	75	120	18	1	28	87	0	5	3	96	133	0	2	0
1992	BOSTON	.210	81	257	32	54	11	0	5	33	0	5	2	56	87	1	1	1
Major League Totals - 18 years		.267	1994	6847	1118	1826	332	39	340	1180	9	83	24	1262	1441	77	61	105



Jim Colborn



BATS/THROWS: Right/Right • HEIGHT/WEIGHT: 6-0/191

OPENING DAY AGE: 56 • BORN: May 22, 1946 in Santa Paula, CA

RESIDES: Ventura, CA • APPOINTED: November 21, 2000

COACHING STAFF

COACHING CAREER: Completed his second season as pitching coach with the Dodgers in 2002, helping guide the staff to a spot among the league's best...Dodger pitchers finished fifth in wins (92), third in ERA (3.69), first in shutouts (15) and second in saves (56), innings pitched (1457.2) and fewest hits allowed (1311) while having to go through the bulk of the season without several members of the starting rotation...the Dodgers had two 10-game winners by the All-Star break for the first time since 1977 in both Odalis Perez (10-4) and Kazuhisa Ishii (11-5)...named the Dodgers' pitching coach on Nov. 21, 2000...his first season was full of challenges as the Dodgers lost three of their projected starting pitchers to injury and were forced to utilize 12 different starters during the season, the most since a Los Angeles Dodger record of 13 in 1964...the Dodger staff finished among the top half in the league in 15 different categories, including finishing fourth in strikeouts...was instrumental in the conversion of Terry Adams from a reliever to a starting pitcher...served as the Director of Pacific Rim Scouting for the Seattle Mariners the previous five years and was instrumental in the signings of 2000 American League Rookie of the Year Kazuhiro Sasaki and 2001 American League Rookie of the Year and MVP Ichiro Suzuki...worked as a professional coach and manager from 1984-96, including spending 1990-93 as pitching coach for the Orix Blue Wave of the Japanese Pacific League.

PLAYING CAREER: Pitched 12 seasons professionally, including 10 in the Major Leagues with the Chicago Cubs (1969-71), Milwaukee Brewers (1972-76), Kansas City Royals (1977-78) and Seattle Mariners (1978)...posted career totals of 83-88 with a 3.80 ERA...was named to the American League All-Star team in 1973, as he reached the break with a 13-5 record and a 2.88 ERA...finished the 1973 season with a 20-12 record and set the Brewers' club record by pitching 314.1 innings...had 51 complete games while a member of the Brewers, nearly one third of his starts...as a member of the Royals in 1977, pitched a 6-0 no-hitter against the Texas Rangers in which he faced just one batter over the minimum.

PERSONAL: James William Colborn and his wife, Jennifer, have four children, Daisy, Rose, Holly and Jimmy...graduated from Whittier (CA) College in 1967 with a bachelor's degree in Sociology...also attended the University of Washington and Edinburgh University in Scotland on a Rotary Foundation Fellowship...attended Santa Paula H.S. in Santa Paula, CA where he was the captain of the baseball, football and basketball teams his senior season...appeared in Kevin Costner's movie For the Love of the Game, which also featured Dodger Hall of Fame broadcaster Vin Scully...participates in Dodger community baseball clinics...supports the Dodgers Charity Golf Invitational and the annual Dodger Children's Holiday Party.

JIM COLBORN'S CAREER PITCHING RECORD

YEAR	TEAM	W-L	ERA	G	GS	CG	SHO	SV	IP	H	R	ER	HR	HB	BB	SO	WP	BK
1967	Lodi	7-3	3.36	16	14	4	0	-	99.0	91	41	37	5	3	37	106	7	2
1968	San Antonio	0-1	18.00	2	1	0	0	-	4.0	11	9	8	3	0	5	3	1	0
	Lodi	12-6	3.20	31	22	5	1	-	152.0	143	64	54	9	5	53	171	4	2
1969	Tacoma	8-7	2.28	21	20	10	1	0	146.0	132	57	37	6	2	54	80	3	1
	CHICAGO (NL)	1-0	3.07	6	2	0	0	0	14.2	15	6	5	2	1	9	4	0	1
1970	CHICAGO (NL)	3-1	3.59	34	5	0	0	4	72.2	88	37	29	3	1	23	50	1	1
1971	Tacoma	8-9	3.92	32	12	6	0	8	124.0	128	59	54	10	4	31	109	3	1
	CHICAGO (NL)	0-1	6.97	14	0	0	0	0	10.1	18	8	8	1	0	3	2	0	0
1972	MILWAUKEE	7-7	3.11	39	12	4	1	0	147.2	135	53	51	14	2	43	97	5	0
1973	MILWAUKEE	20-12	3.18	43	36	22	4	1	314.1	297	133	111	21	3	87	135	6	1
1974	MILWAUKEE	10-13	4.06	33	31	10	1	0	224.0	230	104	101	27	6	60	83	3	0
1975	MILWAUKEE	11-13	4.27	36	29	8	1	2	206.1	215	111	98	18	5	65	79	5	0
1976	MILWAUKEE	9-15	3.71	32	32	7	0	0	225.2	232	97	93	20	2	54	101	6	2
1977	KANSAS CITY	18-14	3.62	36	35	6	1	0	239.0	233	106	96	22	13	81	103	8	3
1978	KANSAS CITY	1-2	4.76	8	3	0	0	0	28.1	31	18	15	4	2	12	8	0	0
	SEATTLE	3-10	5.35	20	19	3	0	0	114.1	125	77	68	21	6	38	26	2	1
Major League Totals - 10 years		83-88	3.80	301	204	60	8	7	1597.1	1619	750	675	153	41	475	688	36	9



Glenn Hoffman



BATS/THROWS: Right/Right • **HEIGHT/WEIGHT:** 6-2/188

OPENING DAY AGE: 44 • **BORN:** July 7, 1958 in Orange, CA

RESIDES: Anaheim Hills, CA • **APPOINTED:** October 27, 1998

COACHING CAREER: Enters his fourth full season as the Dodgers' third base coach, fifth as a Major League coach with the Dodgers and 28th year in professional baseball...began the 1999 season as the Dodgers' bullpen coach before he was re-assigned to third base coach on May 26...was impressive in his first stint as a Major League manager in 1998, guiding the Dodgers to a 47-41 record (.534) and third-place finish in the NL West after taking over as skipper on June 21...prior to his appointment as manager, he compiled a 246-302 mark in five seasons as a skipper in the Dodgers' farm system from 1991-98...served as the Dodgers' minor league field coordinator beginning in 1994 while also managing several of the club's affiliates...had a successful first season as a manager in 1991, guiding the rookie-level Great Falls Dodgers to a 46-24 record and Pioneer League championship.

GLENN HOFFMAN'S CAREER MANAGERIAL RECORD

YEAR	CLUB	W-L	PCT.	FINISH
1991	Great Falls (Rookie)	46-24	.657	1st
1992	Vero Beach (A)	53-82	.393	4th
1993	San Antonio (AA)	58-76	.433	4th
1997	Albuquerque (AAA)	62-79	.440	5th
1998	Albuquerque (AAA)	27-41	.397	4th
	LOS ANGELES	47-41	.534	3rd
Major League Totals - 1 year		47-41	.534	
Minor League Totals - 5 years		246-302	.449	

PLAYING CAREER: Played parts of nine seasons in the Major Leagues as an infielder with the Boston Red Sox (1980-87), Dodgers (1987) and California Angels (1989)...was a member of Boston's AL Championship team in 1986, opening the season as the starting shortstop before spraining his right ankle in the second game of the season on April 9 at Detroit...was placed on the disabled list May 17 after being diagnosed with mitral valve prolapse syndrome (mild cardiac problem)...returned to the Red Sox on Sept. 5 and played in four games...named to the Topps and *Baseball America* All-Rookie teams in 1980...was Boston's second-round selection in the June 1976 First-Year Player Draft after graduating from Savanna High School in Anaheim, CA.

PERSONAL: Glenn Edward Hoffman and his wife, Cheryl, have five children, Sara (16), Stacy (14), Sabrina (12) and twins, Drake and Dylan (8)...won all-league and all-county honors at Savanna H.S. in Anaheim, CA while setting school records for hits and doubles...won three letters in basketball as a guard and was an all-league selection as a senior when he set a school career scoring record...his younger brother, Trevor, is an all-star closer for the San Diego Padres...his mom was the recipient of the George and Barbara Bush Little League Parents of the Year Award on Aug. 26, 2002 in Williamsport, PA at the Genetti Hotel...Mikki Hoffman accepted the award on behalf of herself and her late husband, Eddie, at the annual CAN Little League Baseball Awards breakfast...Mr. and Mrs. Hoffman were deeply involved at various levels of volunteerism at Northwest Anaheim Little League while their sons played there...participates in Dodger community baseball clinics...supports the annual Dodgers' Children's Holiday Party and Dodger Reading Dugout Program.

GLENN HOFFMAN'S CAREER BATTING RECORD

YEAR	CLUB	AVG.	G	AB	R	H	2B	3B	HR	RBI	SH	SF	HP	BB	SO	SB	CS	E
1976	Elmira	.272	60	191	29	52	7	2	3	34	5	2	23	9	2	1	17	
1977	Winter Haven	.289	126	425	51	123	17	2	3	61	4	9	2	51	23	1	3	34
	Pawtucket	.444	4	9	2	4	1	0	0	2	0	0	0	1	1	0	0	1
1978	Pawtucket	.282	131	411	27	116	17	1	2	48	8	2	23	51	4	0	45	
1979	Pawtucket	.285	139	520	70	148	13	3	11	54	6	4	10	29	66	1	1	19
1980	BOSTON	.285	114	312	37	89	15	4	4	42	9	4	2	19	41	2	4	17
1981	BOSTON	.231	78	242	28	56	10	0	1	20	6	0	1	12	25	0	1	15
1982	BOSTON	.209	150	469	53	98	23	2	7	49	5	4	5	30	69	0	4	20
1983	BOSTON	.260	143	473	56	123	24	1	4	41	11	2	2	30	76	1	1	26
1984	BOSTON	.189	64	74	8	14	4	0	0	4	1	0	0	5	10	0	1	5
1985	BOSTON	.276	96	279	40	77	17	2	6	34	9	3	5	25	40	2	2	11
1986	BOSTON	.217	12	23	1	5	2	0	0	1	0	1	0	2	3	0	0	2
	New Britain	.250	4	8	1	2	0	0	0	1	0	0	0	1	0	0	0	0
1987	BOSTON	.200	21	55	5	11	3	0	0	6	0	0	2	3	9	0	0	1
	Pawtucket	.231	46	160	18	37	7	0	2	22	1	1	4	14	19	2	0	5
	LOS ANGELES	.220	40	132	10	29	5	0	0	10	5	0	2	7	23	1	1	6
1988	Pawtucket	.240	109	366	38	88	14	0	3	33	10	1	4	36	48	2	3	10
1989	CALIFORNIA	.212	48	104	9	22	3	0	1	3	4	0	1	3	13	0	2	3
1990	Albuquerque	.302	24	63	7	19	3	1	0	10	1	1	0	2	9	1	1	1
Major League Totals - 9 years		.242	765	2163	247	524	105	9	23	210	50	14	20	136	309	6	16	106



Jim Lett



BATS/THROWS: Right/Right • HEIGHT/WEIGHT: 5-10/180

OPENING DAY AGE: 52 • BORN: January 3, 1951 in Charleston, WV

RESIDES: Winfield, WV • APPOINTED: November 8, 2000

COACHING CAREER: Named the Dodgers' bullpen coach on Nov. 8, 2000 after spending the previous four seasons in the Toronto Blue Jays organization, first as a coach in 1997, then as bench coach in 1998 and 1999 and finally Assistant Director, Player Development in 2000...has worked in professional baseball as a player, coach and front office executive the past 29 years...played and coached in the Cincinnati Reds' organization from 1973-96... served as the Reds' bench coach in 1996, after working from 1993-95 as the Reds' field coordinator...spent the 1991-92 seasons as a coach for Triple-A Nashville...was a minor league manager for the Reds from 1977-85 and 1990, guiding his teams to a first or second place finish in six of 10 seasons...led Charleston, WV to the South Atlantic League championship in 1990...named Western Carolina League's Manager of the Year in 1978 as he led Shelby to a second place finish.

JIM LETT'S CAREER MANAGERIAL RECORD

YEAR	CLUB	W-L	PCT.	FINISH
1977	Shelby (A)	60-79	.432	6th
1978	Shelby (A)	75-64	.540	2nd
1979	Greensboro (A)	65-71	.478	4th
1980	Cedar Rapids (A)	59-81	.421	2nd
1981	Tampa (A)	79-54	.594	1st
1982	Waterbury (AA)	56-82	.406	4th
1983	Waterbury (AA)	59-80	.424	7th
1984	Cedar Rapids (A)	75-63	.543	2nd
1985	Billings (R)	41-27	.603	2nd
1990	Charleston, WV (A)	77-66	.538	1st
Minor League Totals - 10 years		646-667	.492	

PLAYING CAREER: Spent three seasons in the Reds' minor league system as an infielder, posting a .256 average in 313 games...broke into professional baseball in 1973 at Bradenton, where he batted .380 in 13 games...he played for Three Rivers in 1975, his final season as a player, and knocked in a career-high 49 runs.

PERSONAL: James Curtis Lett and his wife, Diane, have two children, Meredith (22) and James Craig (17)...graduated from Winfield High School in West Virginia, where he played baseball, basketball and football...earned all-state honors in basketball as the top scorer in the state and All-America honors in football as a quarterback...graduated from the University of Kentucky in 1973, where he was selected to the All-Southeastern Conference baseball team in 1971...also was a quarterback on the University of Kentucky football team.

JIM LETT'S CAREER BATTING RECORD

YEAR	CLUB	AVG.	G	AB	R	H	2B	3B	HR	RBI	SH	SF	HP	BB	SO	SB	CS	E
1973	Bradenton	.380	13	50	1	19	3	0	0	7	0	3	0	0	2	0	0	3
	Tampa	.238	43	147	13	35	7	1	2	19	5	3	1	12	17	1	1	8
1974	Tampa	.248	129	451	51	112	23	1	3	35	9	4	2	45	37	3	2	17
1975	Three Rivers	.257	128	432	27	111	18	2	1	49	13	7	6	43	38	6	5	12
Minor League Totals - 3 years		.256	313	1080	92	277	51	4	6	110	27	17	9	100	94	10	8	40



Manny Mota



BATS/THROWS: Right/Right • HEIGHT/WEIGHT: 5-11/180

OPENING DAY AGE: 65 • BORN: February 18, 1938 in Santo Domingo, DR
RESIDES: Santo Domingo, DR • APPOINTED: January 1, 1980

COACHING CAREER: Enters his 24th season as a coach with the Dodgers and 34th overall in the organization after a playing career in Los Angeles that spanned parts of 13 seasons from 1969-1980 and 1982...begins his seventh campaign assisting and communicating with the Dodgers' Latin American players while also coordinating all aspects of video instruction and opponent charting...began his Dodger coaching career in 1980 when he was named first base coach and batting instructor...was the Dodgers' bench coach for the remainder of the 1996 season after Tom Lasorda announced his retirement on July 29...has participated in five World Series with the Dodgers as a player or coach...was a player on the club's World Series teams of 1974, '77 and '78 and a coach in '81 and '88...has managed nine seasons in the Dominican Winter League...he won league titles with Licey in 1971, '83 and '84...was the Caribbean World Series MVP as a player-manager in 1971...was selected the Dominican Winter League's Manager of the Year in 1984 while with Cambrioso...skipped Mexicali to the semifinals of the Mexican Pacific League in 1993.

PLAYING CAREER: Batted .304 during his 20-year Major League career with the Dodgers (1969-80, 82)), San Francisco (1962), Pittsburgh (1963-68) and Montreal (1969) while becoming baseball's all-time pinch-hit leader with 150, a mark since broken by New York Met Lenny Harris in 2001...was selected as a NL All-Star in 1973...batted .357 off the bench in 1979 and registered 15 pinch hits to surpass Smokey Burgess' career Major League record of 144...his career average of .299 (150-for-501) as a pinch hitter is seventh on baseball's all-time list...compiled a .319 (106-for-332) average as a pinch hitter and a .315 average (605-for-1923) overall during his career with Los Angeles...notched 14 pinch-hits once (1977) and 15 twice (1974, 1979) during his Dodger career...retired as a player in 1980 but was activated on Aug. 29 of that year when Reggie Smith went on the disabled list...had three hits in seven pinch-hit at-bats after returning to baseball for his 19th Major League season at the age of 42...was the first player selected in the 1968 Major League expansion draft by the Montreal Expos...in 1969 appeared in 31 games for Montreal, batting .315 (28-for-89), before he was traded with shortstop Maury Wills to the Dodgers for outfielder-first baseman Ron Fairly and infielder Paul Popovich...selected to the 1973 NL All-Star squad after leading the circuit with a .351 average at the mid-season break.

PERSONAL: Manuel Rafael (Geronimo) Mota and his wife, Margarita operate a youth baseball league during the off-season and the Manny Mota International Foundation, a non-profit organization which has raised money to build a medical clinic, baseball fields and school in the Dominican Republic and help needy children in the Dominican and United States...the foundation also awards college scholarships...was a recent recipient in the Dominican Republic of the Deportista Meritorio, a lifetime achievement award honoring his baseball career and citizenship...he and his wife have eight children, Cecilia, Jose, Andres, Domingo, Manuel, Maria, Rafael and Tony.

MANNY MOTA'S CAREER BATTING RECORD

YEAR	CLUB	AVG.	G	AB	R	H	2B	3B	HR	RBI	SH	SF	HP	BB	SO	SB	CS	E
1957	Michigan City	.314	126	471	82	148	23	2	7	91	5	7	7	59	45	12	-	13
1958	Danville	.301	103	385	63	116	20	5	8	55	2	6	0	30	33	5	-	7
1959	Phoenix	.250	21	44	9	11	2	1	1	7	0	0	0	3	2	0	0	2
	Springfield	.314	65	245	39	77	10	7	3	28	1	2	0	13	17	5	-	5
1960	Harlingen	.307	141	541	76	166	18	10	4	79	7	8	5	52	30	14	12	9
1961	Tacoma	.289	142	484	64	140	13	4	3	43	15	2	5	39	37	5	9	4
1962	El Paso	.349	30	109	26	38	9	3	3	7	2	1	3	11	9	6	-	1
	SAN FRANCISCO	.176	47	74	9	13	1	0	0	9	1	1	1	7	8	3	1	2
1963	Columbus	.293	75	294	46	86	9	3	5	20	5	1	4	23	26	12	9	4
	PITTSBURGH	.270	59	126	20	34	2	3	0	7	0	0	1	7	18	0	2	2
1964	PITTSBURGH	.277	115	271	43	75	8	3	5	32	11	1	3	10	31	4	1	5
1965	PITTSBURGH	.279	121	294	47	82	7	6	4	29	5	3	2	22	32	2	2	2
1966	PITTSBURGH	.332	116	322	54	107	16	7	5	46	4	4	4	25	28	7	7	1
1967	PITTSBURGH	.321	120	349	53	112	14	8	4	56	5	8	2	14	46	3	2	2
1968	PITTSBURGH	.281	111	331	35	93	10	2	1	33	10	4	1	20	19	4	2	3
1969	MONTREAL-LA	.321	116	383	41	123	7	5	3	30	14	3	1	32	36	6	7	8
1970	LOS ANGELES	.305	124	417	63	127	12	6	3	37	12	2	3	47	37	11	6	5
1971	LOS ANGELES	.312	91	269	24	84	13	5	0	34	9	1	1	20	20	4	3	4
1972	LOS ANGELES	.323	118	371	57	120	16	5	5	48	5	2	5	27	15	4	4	1
1973	LOS ANGELES	.314	89	293	33	92	11	2	0	23	6	2	1	25	12	1	3	0
1974	LOS ANGELES	.281	66	57	5	16	2	0	0	16	5	4	1	5	4	0	0	0
1975	LOS ANGELES	.265	52	49	3	13	1	0	0	10	3	0	2	5	1	0	0	0
1976	LOS ANGELES	.288	50	52	1	15	3	0	0	13	0	1	0	7	5	0	1	0
1977	LOS ANGELES	.395	49	38	5	15	1	0	1	4	2	0	0	10	0	1	1	0
1978	LOS ANGELES	.303	37	33	2	10	1	0	0	6	1	0	0	3	4	0	0	0
1979	LOS ANGELES	.357	47	42	1	15	0	0	0	3	2	0	0	3	4	0	0	0
1980	LOS ANGELES	.429	7	7	0	3	0	0	0	2	0	0	0	0	0	0	0	0
1982	LOS ANGELES	.000	1	1	0	0	0	0	0	0	0	0	0	0	0	0	0	0
Major League Totals - 20 years		.304	1536	3779	496	1149	125	52	31	438	95	36	28	289	320	50	42	35



Jim Riggleman

BATS/THROWS: Right/Right • HEIGHT/WEIGHT: 5-11/185

OPENING DAY AGE: 50 • BORN: November 9, 1952 in Fort Dix, NJ

RESIDES: Madeira Beach, FL • APPOINTED: November 8, 2000

COACHING CAREER: Begins his third season as the Dodgers' bench coach after having served as the third base coach for the Cleveland Indians during the 2000 season...managed the Chicago Cubs for five seasons from 1995-99, compiling a 374-419 record...guided the Cubs to a 90-73 record in 1998 and a postseason berth as the NL Wild Card representative, where they lost to the Atlanta Braves...finished third in the Associated Press Manager of the Year voting, behind the two World Series managers, Joe Torre of the New York Yankees and Bruce Bochy of the San Diego Padres...also finished third in the NL Manager of the Year voting that season...was

named the 45th manager in Chicago Cubs' history when he was appointed on Oct. 21, 1994...prior to joining the Cubs, had spent parts of the 1992-94 seasons as the manager of the San Diego Padres...named the Padres' manager for the final 12 games of the 1992 season, and went 4-8...posted a 112-179 mark as manager of San Diego...has an overall Major League managerial record of 486-598 (.448)...had a 558-554 record in nine years as a minor league manager in the St. Louis and San Diego farm systems from 1982-88 and 1991-92...his minor league teams finished third or higher in eight of nine seasons...took over as St. Louis' Director of Player Development in June of 1988...served as the Cardinals' first base coach under Whitey Herzog in 1989 and 1990 was a member of Felipe Alou's coaching staff at the 1995 All-Star Game and was on Bruce Bochy's staff at the 1999 Mid-Summer Classic.

PLAYING CAREER: Began his professional career in 1974 after being selected by the Los Angeles Dodgers in the fourth round of the June First-Year Player Draft...the infielder/outfielder played in the minors for eight seasons with the Dodgers (1974-76) and St. Louis Cardinals (1976-81)...best professional season was in 1980 while playing for the Cardinals' Double-A Arkansas team, as he hit .295 with 21 home runs and 90 RBI and was named to the Texas League all-star team.

PERSONAL: James David Riggleman resides in Madeira Beach, FL and is single...has one son, Jon (20), who was selected in the 37th round pick of the 2002 First Year Player Draft by the Dodgers...the 6-1, 200-pound third baseman was playing baseball at Hillsboro Community College in Tampa, FL at the time of his selection and did not sign with the Dodgers...graduated from Richard Montgomery High School in Rockville, MD in 1970...earned a degree in Physical Education from Frostburg (MD) State College in 1974...is a member of the Frostburg State Hall of Fame, as he earned NAIA All-America honors in baseball in 1974...also played on the basketball team at Frostburg...supports Reviving Baseball in Inncities Los Angeles which is operated by former minor league teammate John Young.

JIM RIGGLEMAN'S CAREER MANAGERIAL RECORD

YEAR	CLUB	W-L	PCT.	FINISH
1982	St. Petersburg (A)	43-34	.558	2nd
1983	St. Petersburg (A)	70-64	.522	2nd
1984	St. Petersburg (A)	71-73	.493	3rd
1985	Arkansas (AA)	64-70	.478	1st/4th
1986	Arkansas (AA)	67-67	.500	3rd/3rd
1987	Arkansas (AA)	72-63	.533	2nd/3rd
1988	Arkansas (AA)	32-38	.457	3rd
1991	Las Vegas (AAA)	65-75	.464	4th/5th
1992	Las Vegas (AAA)	74-70	.514	1st/3rd
	SAN DIEGO	4-8	.333	3rd
1993	SAN DIEGO	61-101	.377	7th
1994	SAN DIEGO	47-70	.402	4th
1995	CHICAGO (NL)	73-71	.507	3rd
1996	CHICAGO (NL)	76-86	.469	4th
1997	CHICAGO (NL)	68-94	.420	5th
1998	CHICAGO (NL)	90-73	.552	2nd
1999	CHICAGO (NL)	67-95	.414	6th
Major League Totals - 8 years		486-598	.448	
Minor League Totals - 9 years		558-554	.502	

JIM RIGGLEMAN'S CAREER BATTING RECORD

YEAR	CLUB	AVG.	G	AB	R	H	2B	3B	HR	RBI	SH	SF	HP	BB	SO	SB	CS	E
1974	Waterbury	.266	80	252	29	67	13	1	8	41	3	0	5	25	56	20	2	20
1975	Waterbury	.257	129	439	61	113	14	7	11	57	5	2	3	54	86	53	7	53
1976	Waterbury	.261	84	287	38	75	14	2	6	39	1	4	1	31	47	18	5	18
	Arkansas	.299	47	154	29	46	9	1	5	25	1	2	2	19	13	10	1	10
1977	Arkansas	.280	27	93	10	26	7	2	0	11	2	1	1	16	9	5	1	5
	New Orleans	.240	103	346	52	83	16	0	17	52	1	1	4	34	65	24	4	24
1978	Arkansas	.293	59	174	34	51	8	1	4	34	1	4	0	43	39	14	3	14
1979	Arkansas	.273	46	110	17	30	9	0	1	23	0	3	1	13	23	4	0	4
	Springfield	.237	35	93	9	22	4	0	2	9	0	0	2	5	26	6	1	3
1980	Arkansas	.295	127	431	84	127	29	7	21	90	4	10	2	60	67	26	6	26
1981	Arkansas	.241	37	133	17	32	7	1	1	15	0	2	2	16	29	5	0	5
Minor League Totals - 8 years		.268	774	2512	380	672	130	22	76	396	18	29	23	316	460	185	30	182



John Shelby



BATS/THROWS: Switch/Right • **HEIGHT/WEIGHT:** 6-1/190

OPENING DAY AGE: 45 • **BORN:** February 23, 1958
RESIDES: Lexington, KY • **APPOINTED:** June 24, 1998

COACHING CAREER: Enters his sixth season as a Major League coach with the Dodgers and fourth full year as the club's first base coach...was named to the Dodgers' coaching staff on June 24, 1998 after beginning the season as a coach at Single-A Vero Beach...is in his 25th season in professional baseball and 12th in the Dodger organization...managed four seasons in the Dodger farm system from 1994-97, compiling a 265-286 record...managed Single-A Savannah to 63-77 record in 1997...managed two seasons (1995-96) at Double-A San Antonio...just missed qualifying for the playoffs with a 35-32 first-half record in his first season with San Antonio...led Single-A Bakersfield of the California League to a 69-67 record in 1994.

JOHN SHELBY'S CAREER MANAGERIAL RECORD

YEAR	CLUB	W-L	PCT.	FINISH
1993	Butte (Rookie)	26-49	.347	-
1994	Bakersfield (A)	69-67	.507	5th
1995	San Antonio (AA)	64-72	.522	2nd/4th
1996	San Antonio (AA)	69-70	.496	4th/2nd
1997	Savannah (A)	63-77	.450	4th/3rd
Minor League Totals - 5 years		291-335	.465	

PLAYING CAREER: Compiled a .239 batting average in parts of 11 seasons with the Baltimore Orioles (1981-87), Dodgers (1987-90) and Detroit Tigers (1990-91)...played all three outfield positions...batted .247 (331-for-1339) with 32 home runs and 147 RBI in four seasons with the Dodgers...set career highs with 21 home runs and 69 RBI in just 120 games after coming to the Dodgers in a trade with Baltimore on May 22, 1987...batted .263 with 23 doubles, 10 homers and 64 RBI in 1988, helping the Dodgers to a World Series championship...also won a World Series with Baltimore in 1983, driving in the game-winning run in Game 4 against Philadelphia.

PERSONAL: John T. Shelby and wife, Trina, reside in Lexington, KY during the offseason with their six children John T. III (17), Jeremy (15), Justin (13), Tiara (10), JaVon (6) and Jaren (5)...was a standout in baseball and basketball at Henry Clay High School in Lexington...played baseball (shortstop) and basketball and was an all-area performer...played one year of baseball at Columbia State Community College (TN).

JOHN SHELBY'S CAREER BATTING RECORD

YEAR	CLUB	AVG.	G	AB	R	H	2B	3B	HR	RBI	SH	SF	HP	BB	SO	SB	CS	E
1977	Bluefield	.256	60	211	28	54	9	1	0	21	2	1	0	10	44	6	5	7
1978	Miami	.231	13	26	4	6	1	0	0	3	0	0	1	3	5	0	2	2
	Bluefield	.282	64	248	49	70	9	1	6	25	4	3	3	30	45	7	4	6
1979	Miami	.201	132	478	50	96	11	6	3	38	7	4	5	44	120	13	10	8
1980	Charlotte	.241	134	560	66	135	27	11	6	51	5	1	1	22	122	34	14	16
1981	Charlotte	.235	62	251	40	59	11	4	2	21	5	1	0	27	28	24	11	10
	Rochester	.264	76	326	42	86	21	8	3	32	5	2	0	16	55	18	6	6
	BALTIMORE	.000	7	2	2	0	0	0	0	0	0	0	0	0	1	2	0	0
1982	Rochester	.279	133	548	92	153	26	6	16	52	12	3	1	51	115	34	16	8
	BALTIMORE	.314	26	35	8	11	3	0	1	2	0	0	0	5	0	1	0	0
1983	BALTIMORE	.258	126	325	52	84	15	2	5	27	6	0	0	18	64	15	2	4
1984	BALTIMORE	.209	128	383	44	80	12	5	6	30	12	0	0	20	71	12	4	2
1985	Rochester	.286	52	206	31	59	16	4	8	21	1	3	0	19	35	14	4	1
	BALTIMORE	.283	69	205	28	58	6	2	7	27	2	0	0	7	44	5	1	3
1986	BALTIMORE	.228	135	404	54	92	14	4	11	49	2	2	2	18	75	18	6	5
1987	BALTIMORE	.188	21	32	4	6	0	0	1	3	1	0	0	1	13	0	1	0
	Rochester	.250	6	24	5	6	2	0	1	2	0	0	1	5	4	1	1	0
	LOS ANGELES	.277	120	476	61	132	26	0	21	69	1	9	1	31	97	16	6	8
1988	LOS ANGELES	.263	140	494	65	130	23	6	10	64	1	6	0	44	128	16	5	6
1989	Albuquerque	.286	32	126	20	36	7	3	4	21	0	1	2	6	33	12	3	1
	LOS ANGELES	.183	108	345	28	63	11	1	1	12	0	1	0	25	92	10	7	2
1990	LOS ANGELES	.250	25	24	2	6	1	0	0	2	0	0	0	0	7	1	0	0
	Toledo	.316	5	19	2	6	1	0	0	1	0	0	0	0	0	0	0	0
	DETROIT	.248	78	222	22	55	9	3	4	20	6	0	0	10	51	3	5	41
1991	DETROIT	.154	53	143	19	22	8	1	3	8	1	0	1	8	23	0	2	2
Major League Totals - 11 years		.239	1036	3090	389	739	128	24	70	313	32	18	4	182	671	98	40	73



Rob Flippo

BATS/THROWS: Right/Right • **HEIGHT/WEIGHT:** 6-0/200

OPENING DAY AGE: 36 • **BORN:** September 9, 1966 in Stockton, CA

RESIDES: Fresno, CA • **APPOINTED:** February 6, 2002



Rob Flippo begins his second season as the club's bullpen catcher after spending the 2001 season with the organization's Single-A club in Wilmington. Flippo assisted the Waves' staff with player development in the bullpen, with hitting drills and working with catchers.

The 36-year-old Flippo served as an assistant baseball coach at the University of North Carolina at Wilmington from 1998-2001 where he was a hitting instructor and outfield and catchers coach while also serving as strength and conditioning coordinator...also coached at Fresno State University (1996) and the University of South Alabama (1998). He began his coaching career after a brief minor league playing career as a catcher at the Dodgers' Single-A affiliates in Bakersfield, CA in 1989 and Yakima, WA in 1990.

A native of Stockton, CA, Flippo graduated from Fresno State University with a bachelor of arts in psychology in 1994 prior to earning a master's in physical education from the University of South Alabama (Mobile) in 1998 with an emphasis in exercise physiology. He also attended San Joaquin Delta College (1986), where he was a two-year letterman and all-conference selection in 1986, and the University of Pacific (1986-89), where he was a two-year letterman, served as team-captain and was named Conference Scholar Athlete in 1987.

Flippo and his wife Kelly reside in Fresno, CA with their two children Brittany (15) and Ryan (3)

Stan Johnston

HEAD ATHLETIC TRAINER



Stan Johnston begins his fourth season as the club's head athletic trainer after spending four years as the Dodgers' assistant athletic trainer from 1996-99. Prior to moving to Los Angeles, Johnston was also the head athletic trainer at Triple-A Albuquerque from 1989-95 and gathered additional experience as the head trainer for Sun Cities in the Arizona Fall League in 1995. He joined the Dodger organization in 1985 as a trainer with the Dodgers' Rookie League affiliate in Great Falls, MT before serving as head trainer at Single-A Bakersfield from 1986-88.

Johnston, 42, became an athletic trainer to treat his own injuries after sustaining numerous broken bones as a former performer on the professional rodeo circuit. After ending his nine-year career with the Professional Rodeo Cowboys Association in 1983, he became an athletic trainer at two Montana high schools, first in Bozeman and then in Billings. Johnston earned his bachelor's degree in Sports Medicine from Western Montana College in 1981 and master's degree in Sports Medicine from Montana State University in 1985.

He and his wife Tawni reside in Claremont, CA with their four children, Jesse (13), Jansyn (8) and twins, Bridger and Baylee (4).

Matt Wilson

ASSISTANT ATHLETIC TRAINER



Matt Wilson, 37, begins his fourth season as the Dodgers' assistant athletic trainer after spending four seasons as the head athletic trainer at Triple-A Albuquerque from 1996-99. He joined the Dodger organization in 1988 and served two seasons as the head athletic trainer at Rookie-level Great Falls. After spending the 1990 season as the head athletic trainer at the club's Single-A affiliate in Vero Beach, FL, Wilson joined the National Basketball Association's Orlando Magic as an assistant trainer for the 1990-91 season. He returned to the Dodgers in 1991 and was the head athletic trainer at Single-A Bakersfield from 1991-92 and at Double-A San Antonio from 1993-95.

Wilson, a Red Lodge, MT native, earned his bachelor's degree in sports medicine from Montana State University in 1988. He and his wife, Madeline, have a son, Shane Matthew (3).

Pat Screnar

PHYSICAL THERAPIST



Pat Screnar begins his 23rd season with the Dodgers after joining the club in February 1981. Screnar, who was instrumental in rehabilitating Orel Hershiser after his "first-of-its-kind" right shoulder reconstructive surgery for a Major League pitcher in 1990, develops therapy programs for injured players and plans individual exercise programs. He has been a vital contributor to the Dodger rehabilitation programs of current pitchers Darren Dreifort and Kevin Brown. He has since co-authored *Shoulder and Arm Exercises for Athletes* with the Centinela Hospital Medical Center staff and *Operative Techniques in Upper Extremity Sports Injuries* in 1996.

Screnar received a Bachelor of Science degree in physical education from the University of Montana in 1975, and spent 18 months in graduate work at the Los Angeles Children's Hospital. He worked as a therapist for the Kerlan-Jobe Clinic from 1979-81 prior to joining the Dodgers.

He and his wife, Tina, reside in Claremont with their two children, Kristin (19) and Ryan (16).

Todd Clausen

STRENGTH AND CONDITIONING COACH



Todd Clausen enters his fifth season with the Dodgers as strength and conditioning coach after spending the previous two seasons (1997-98) as the Tampa Bay Devil Rays' minor league strength and conditioning coordinator.

Clausen, 32, oversees the overall conditioning of the Dodgers' Major League players and monitors each player's nutritional diet and conditioning program.

Before entering professional baseball, the Arlington Heights, IL native ran a sports training center in St. Louis from 1995-96 while also coaching football, baseball and basketball at Parkway Central High School in Chesterfield, MO. He graduated with a degree in kinesiology in 1994 from Central Missouri State, where he also earned a spot on the university's baseball squad as a walk-on.

Clausen and his wife, Jennifer, reside in Alhambra, CA with their son, Macrae (3).

Bill Le Seur

MUSCLE THERAPIST



Bill Le Seur enters his third season as the club's muscle therapist after having spent the previous three seasons with the Anaheim Angels (1997-99).

The 44-year-old Le Seur began his career in the Milwaukee Brewers organization serving as a muscle therapist for the Rookie-level Helena Brewers and extended spring in Arizona from 1996-97 prior to joining the Angels staff. He also served as a muscle therapist for Great Britain during the 1996 Summer Olympics in Atlanta, GA.

A native of Brooklyn, NY, Le Seur is a graduate of St. John's Neuro Muscular Institute in Palm Beach, FL in 1995 where he was certified as a Neuro Muscular Therapist (NMT). Le Seur is the owner of a muscle therapy clinic, Le Seur Sport Performance in Rancho Santa Margarita, CA.

He and his wife Barbara reside in Coto de Caza, CA with their 13-year-old son Will.



PLAYERS



Victor Alvarez

BATS/THROWS: Left/Left • HEIGHT/WEIGHT: 5-10/155

OPENING DAY AGE: 26 • BORN: November 8, 1976 in Culiacan, Sinaloa, Mexico • M.L. SERVICE: 0.029

RESIDES: Culiacan, Sinaloa, Mexico • ACQUIRED: Signed as a non-drafted free agent on May 16, 1997

CAREER SUMMARY: Entering his fifth season pitching in the Dodgers' organization...promoted to the 40-man roster on Nov. 20, 2001...made his Major League debut on July 30, 2002 at Cincinnati, striking out the first big league hitter he faced, Adam Dunn, in the third inning.

2002: Had two stints with the big league club in 2002, pitching four total games, including one start...recalled initially from Triple-A Las Vegas on July 28 and was optioned back on Aug. 2...returned to the Major Leagues on Sept. 1...while with Las Vegas, was 10-7 with three saves and a 4.70 ERA in 34 games, including 15 starts as he helped the 515 capture the Pacific Coast League's South Division crown...as a reliever,

was 4-0 with a 2.41 ERA, yielding 34 hits, 11 walks and 11 earned runs while striking out 40 batters in 41.0 innings...made his Major League debut on July 30 at Cincinnati...struck out first big league hitter he faced (Adam Dunn in third inning)...also pitched at Cincinnati the following day...tossed a scoreless inning in Dodgers' 16-3 win at Colorado on Sept. 14...pitched well in his first Major League start on Sept. 29 vs. San Diego in the regular-season finale, but was a hardluck loser as the Dodgers fell, 2-0...he went 7.0 innings to match his season high (including minor league starts), allowing just two earned runs on four hits and one walk with five strikeouts...after losing his first three decisions of the season for Las Vegas, proceeded to win 10 of his next 12...in two of his 15 starts, he pitched 7.0 innings and in eight starts, he went 6.0 or more...struck out a season-high 10 batters in 6.0 innings of May 25 win at Portland as he gave up just one run on five hits...hurled 3.0 scoreless innings on June 6 at Sacramento to collect his first professional save since 1998 while with Mexico City...fanned nine batters in 6.0 innings on June 24 at Colorado Springs, giving up two earned runs and five hits...was 3-0 with one save and a 2.16 ERA in seven June games...in seven July outings, went 1-0 with a pair of saves and a 1.38 ERA as he gave up just two earned runs, seven hits and two walks with 10 strikeouts in 13.0 innings...on Aug. 18 vs. Fresno, notched his 10th win by tossing 6.1 innings and giving up one earned run on three hits and no walks with five strikeouts...**2001:**

Pitched for both Double-A Jacksonville and Triple-A Las Vegas, combining for a 9-4 mark and 3.42 ERA in 28 starts with 134 strikeouts in 163.0 innings...got off to a great start for eventual Southern League co-champion Jacksonville...gave up a run in third inning of first start on April 6 and then proceeded to pitch 29.0 consecutive scoreless innings...during the streak, he gave up just 12 hits and five walks with 33 strikeouts...on April 16 at Carolina, yielded just one hit and one walk while striking out 10 in seven innings...finished April with a 1-0 record and 0.30 ERA, striking out 34 batters in 30.0 innings to be honored as the Dodger organization's Minor League Pitcher of the Month...named Southern League Pitcher of the Week for April 27-May 3 after going 1-0 and allowing no runs, two hits and fanning 11 in seven innings...promoted to Las Vegas on May 4...in five June starts, was 3-1 with a 3.13 ERA and 28 strikeouts in 31.2 innings...won four straight decisions from June 22-July 28...returned to Jacksonville to make a pair of starts on July 16 and 21 and was 1-0...rejoined Las Vegas for the remainder of season on July 26...combined for five starts in July and was 3-0 with a 2.78 ERA...struck out 11 and gave up just one earned run and two hits in Aug. 4 loss vs. Colorado Springs...after the season, played winter ball and pitched for first-place Mochis in the Mexican Pacific League, going 4-1 with a 2.83 ERA in 11 games (nine starts)...**2000:** Was on loan to Mexico City, returning on June 12 and being assigned to Double-A San Antonio...transferred on June 29 to Single-A Vero Beach, where he was 1-1 in four starts...returned to San Antonio on July 23 and finished out the season there...**1999:** An effective pitcher for Single-A Vero Beach before moving up to San Antonio...at Vero Beach, posted a 1.97 ERA, striking out 57 batters in 73.0 innings while limiting opponents to a .215 batting average...was named Florida State League Pitcher of the Week for June 28-July 4 after hurling a seven-inning complete-game win over Clearwater, allowing just one run with seven strikeouts...proceeded to tally a 4-3 mark in nine starts for San Antonio...**1998:** Loaned to the Mexico City Reds for entire season...**1997:** Made professional debut pitching for two Dodger rookie-level affiliates, La Romana in the Dominican Summer League and Great Falls of the Pioneer League...combined for a 6-1 record, one save, a 2.93 ERA and 68 strikeouts in 58.1 innings

PERSONAL: Victor Aurelio Alvarez...the Mexico native was signed as a non-drafted free agent by Dodger scout Mike Brito on May 16, 1997...attended Universidad Autonoma Sinaloa Jesusita Neda.

2002: Had two stints with the big league club in 2002, pitching four total games, including one start...recalled initially from Triple-A Las Vegas on July 28 and was optioned back on Aug. 2...returned to the Major Leagues on Sept. 1...while with Las Vegas, was 10-7 with three saves and a 4.70 ERA in 34 games, including 15 starts as he helped the 515 capture the Pacific Coast League's South Division crown...as a reliever,

was 4-0 with a 2.41 ERA, yielding 34 hits, 11 walks and 11 earned runs while striking out 40 batters in 41.0 innings...made his Major League debut on July 30 at Cincinnati...struck out first big league hitter he faced (Adam Dunn in third inning)...also pitched at Cincinnati the following day...tossed a scoreless inning in Dodgers' 16-3 win at Colorado on Sept. 14...pitched well in his first Major League start on Sept. 29 vs. San Diego in the regular-season finale, but was a hardluck loser as the Dodgers fell, 2-0...he went 7.0 innings to match his season high (including minor league starts), allowing just two earned runs on four hits and one walk with five strikeouts...after losing his first three decisions of the season for Las Vegas, proceeded to win 10 of his next 12...in two of his 15 starts, he pitched 7.0 innings and in eight starts, he went 6.0 or more...struck out a season-high 10 batters in 6.0 innings of May 25 win at Portland as he gave up just one run on five hits...hurled 3.0 scoreless innings on June 6 at Sacramento to collect his first professional save since 1998 while with Mexico City...fanned nine batters in 6.0 innings on June 24 at Colorado Springs, giving up two earned runs and five hits...was 3-0 with one save and a 2.16 ERA in seven June games...in seven July outings, went 1-0 with a pair of saves and a 1.38 ERA as he gave up just two earned runs, seven hits and two walks with 10 strikeouts in 13.0 innings...on Aug. 18 vs. Fresno, notched his 10th win by tossing 6.1 innings and giving up one earned run on three hits and no walks with five strikeouts...**2001:**

Pitched for both Double-A Jacksonville and Triple-A Las Vegas, combining for a 9-4 mark and 3.42 ERA in 28 starts with 134 strikeouts in 163.0 innings...got off to a great start for eventual Southern League co-champion Jacksonville...gave up a run in third inning of first start on April 6 and then proceeded to pitch 29.0 consecutive scoreless innings...during the streak, he gave up just 12 hits and five walks with 33 strikeouts...on April 16 at Carolina, yielded just one hit and one walk while striking out 10 in seven innings...finished April with a 1-0 record and 0.30 ERA, striking out 34 batters in 30.0 innings to be honored as the Dodger organization's Minor League Pitcher of the Month...named Southern League Pitcher of the Week for April 27-May 3 after going 1-0 and allowing no runs, two hits and fanning 11 in seven innings...promoted to Las Vegas on May 4...in five June starts, was 3-1 with a 3.13 ERA and 28 strikeouts in 31.2 innings...won four straight decisions from June 22-July 28...returned to Jacksonville to make a pair of starts on July 16 and 21 and was 1-0...rejoined Las Vegas for the remainder of season on July 26...combined for five starts in July and was 3-0 with a 2.78 ERA...struck out 11 and gave up just one earned run and two hits in Aug. 4 loss vs. Colorado Springs...after the season, played winter ball and pitched for first-place Mochis in the Mexican Pacific League, going 4-1 with a 2.83 ERA in 11 games (nine starts)...**2000:** Was on loan to Mexico City, returning on June 12 and being assigned to Double-A San Antonio...transferred on June 29 to Single-A Vero Beach, where he was 1-1 in four starts...returned to San Antonio on July 23 and finished out the season there...**1999:** An effective pitcher for Single-A Vero Beach before moving up to San Antonio...at Vero Beach, posted a 1.97 ERA, striking out 57 batters in 73.0 innings while limiting opponents to a .215 batting average...was named Florida State League Pitcher of the Week for June 28-July 4 after hurling a seven-inning complete-game win over Clearwater, allowing just one run with seven strikeouts...proceeded to tally a 4-3 mark in nine starts for San Antonio...**1998:** Loaned to the Mexico City Reds for entire season...**1997:** Made professional debut pitching for two Dodger rookie-level affiliates, La Romana in the Dominican Summer League and Great Falls of the Pioneer League...combined for a 6-1 record, one save, a 2.93 ERA and 68 strikeouts in 58.1 innings

PERSONAL: Victor Aurelio Alvarez...the Mexico native was signed as a non-drafted free agent by Dodger scout Mike Brito on May 16, 1997...attended Universidad Autonoma Sinaloa Jesusita Neda.

PERSONAL: Victor Aurelio Alvarez...the Mexico native was signed as a non-drafted free agent by Dodger scout Mike Brito on May 16, 1997...attended Universidad Autonoma Sinaloa Jesusita Neda.

VICTOR ALVAREZ'S CAREER PITCHING RECORD

YEAR	TEAM	W-L	ERA	G	GS	CG	SHO	SV	IP	H	R	ER	HR	HB	BB	SO	WP	BK
1997	La Romana	2-0	0.90	3	0	0	0	1	10.0	4	1	1	1	1	5	18	0	1
	Great Falls	4-1	3.35	12	8	0	0	0	48.1	49	30	18	0	3	17	50	2	3
1998	Mexico City	3-4	3.62	22	12	0	0	2	79.2	93	39	32	3	3	49	36	3	3
1999	Vero Beach	4-4	1.97	12	12	1	0	0	73.0	56	21	16	4	2	16	57	1	1
	San Antonio	4-3	3.67	9	9	0	0	0	58.1	58	27	23	5	2	10	43	1	0
2000	San Antonio	0-3	3.91	11	8	0	0	0	48.1	44	27	21	3	7	30	43	0	0
	Vero Beach	1-1	5.16	4	4	0	0	0	22.2	17	14	13	6	0	11	20	1	0
	Mexico City	0-2	6.33	7	6	0	0	0	21.1	30	15	15	3	3	14	14	0	0
2001	Jacksonville	2-0	1.20	8	8	0	0	0	45.0	27	6	6	1	1	7	40	2	0
	Las Vegas	7-4	4.27	20	20	0	0	0	118.0	115	63	56	12	6	41	94	4	5
2002	Las Vegas	10-7	4.70	34	15	0	0	3	122.2	132	69	64	11	3	39	106	4	1
	LOS ANGELES	0-1	4.35	4	1	0	0	0	10.1	9	5	5	1	0	2	7	0	0
Major League Totals - 1 year		0-1	4.35	4	1	0	0	0	10.1	9	5	5	1	0	2	7	0	0
Dodger Totals - 1 year		0-1	4.35	4	1	0	0	0	10.1	9	5	5	1	0	2	7	0	0
Minor League Totals - 5 years		32-23	3.66	110	84	1	0	3	534.1	498	257	217	42	24	171	453	15	10

VICTOR ALVAREZ'S CAREER PITCHING BREAKDOWN

2002					CAREER					2002					CAREER							
W-L-S	ERA	G	IP	ER	TEAM	W-L-S	ERA	G	IP	ER	W-L-S	ERA	G	IP	ER	TEAM	W-L-S	ERA	G	IP	ER	
-	-	-	-	-	Arizona	-	-	-	-	-	-	-	-	-	-	Anaheim	-	-	-	-	-	-
-	-	-	-	-	Atlanta	-	-	-	-	-	-	-	-	-	-	Baltimore	-	-	-	-	-	-
-	-	-	-	-	Chicago	-	-	-	-	-	-	-	-	-	-	Boston	-	-	-	-	-	-
0-0-0	11.57	2	2.1	3	Cincinnati	0-0-0	11.57	2	2.1	3	-	-	-	-	-	Chicago	-	-	-	-	-	-
0-0-0	0.00	1	1.0	0	Colorado	0-0-0	0.00	1	1.0	0	-	-	-	-	-	Cleveland	-	-	-	-	-	-
-	-	-	-	-	Florida	-	-	-	-	-	-	-	-	-	-	Detroit	-	-	-	-	-	-
-	-	-	-	-	Houston	-	-	-	-	-	-	-	-	-	-	Kansas City	-	-	-	-	-	-
-	-	-	-	-	Los Angeles	-	-	-	-	-	-	-	-	-	-	Minnesota	-	-	-	-	-	-
-	-	-	-	-	Milwaukee	-	-	-	-	-	-	-	-	-	-	New York	-	-	-	-	-	-
-	-	-	-	-	Montreal	-	-	-	-	-	-	-	-	-	-	Oakland	-	-	-	-	-	-
-	-	-	-	-	New York	-	-	-	-	-	-	-	-	-	-	Seattle	-	-	-	-	-	-
-	-	-	-	-	Philadelphia	-	-	-	-	-	-	-	-	-	-	Tampa Bay	-	-	-	-	-	-
-	-	-	-	-	Pittsburgh	-	-	-	-	-	-	-	-	-	-	Texas	-	-	-	-	-	-
-	-	-	-	-	St. Louis	-	-	-	-	-	-	-	-	-	-	Toronto	-	-	-	-	-	-
0-1-0	2.57	1	7.0	2	San Diego	0-1-0	2.57	1	7.0	2	0-1-0	2.57	1	7.0	2	Home	0-1-0	2.57	1	7.0	2	
-	-	-	-	-	San Francisco	-	-	-	-	-	0-0-0	8.10	3	3.1	3	Road	0-0-0	8.10	3	3.1	3	
-	-	-	-	-	March/April	-	-	-	-	-	0-1-0	2.25	2	8.0	2	Day	0-1-0	2.25	2	8.0	2	
-	-	-	-	-	May	-	-	-	-	-	0-0-0	11.57	2	2.1	3	Night	0-0-0	11.57	2	2.1	3	
-	-	-	-	-	June	-	-	-	-	-	0-1-0	4.35	4	10.1	5	Grass	0-1-0	4.35	4	10.1	5	
0-0-0	11.57	2	2.1	3	July	0-0-0	11.57	2	2.1	3	-	-	-	-	Turf	-	-	-	-	-	-	
-	-	-	-	-	August	-	-	-	-	-	-	-	-	-	Pre-ASG	-	-	-	-	-	-	
0-1-0	2.25	2	8.0	2	Sept./Oct.	0-1-0	2.25	2	8.0	2	0-1-0	4.35	4	10.1	5	Post-ASG	0-1-0	4.35	4	10.1	5	
-	-	-	-	-		-	-	-	-	-	0-1-0	2.57	1	7.0	2	Starter	0-1-0	2.57	1	7.0	2	
-	-	-	-	-		-	-	-	-	-	0-0-0	8.10	3	3.1	3	Reliever	0-0-0	8.10	3	3.1	3	

VICTOR ALVAREZ'S CAREER PITCHING BREAKDOWN BY BALLPARK

BALLPARK	W-L-S	ERA	G	IP	ER	BALLPARK	W-L-S	ERA	G	IP	ER
Bank One Ballpark	-	-	-	-	-	Ballpark in Arlington	-	-	-	-	-
Busch Stadium	-	-	-	-	-	Comerica Park	-	-	-	-	-
Cinergy Field/Riverfront Stadium	0-0-0	11.57	2	2.1	3	Comiskey (new)	-	-	-	-	-
Coors Field	0-0-0	0.00	1	1.0	0	Edison Int'l Field/Anaheim	-	-	-	-	-
Dodger Stadium	0-1-0	2.57	1	7.0	2	Fenway Park	-	-	-	-	-
Miller Park	-	-	-	-	-	Jacobs Field	-	-	-	-	-
Minute Maid Park/Enron Field	-	-	-	-	-	Kauffman/Royals Stadium	-	-	-	-	-
Olympic Stadium	-	-	-	-	-	Metrodome	-	-	-	-	-
Pacific Bell Park	-	-	-	-	-	Network Assoc./Oak. Coliseum	-	-	-	-	-
PNC Park	-	-	-	-	-	Oriole Park at Camden Yards	-	-	-	-	-
Pro Player	-	-	-	-	-	SAFECO Field	-	-	-	-	-
Qualcomm Stadium	-	-	-	-	-	SkyDome	-	-	-	-	-
Shea Stadium	-	-	-	-	-	Tiger Stadium	-	-	-	-	-
Turner Field	-	-	-	-	-	Tropicana Field	-	-	-	-	-
Veterans Stadium	-	-	-	-	-	Yankee Stadium	-	-	-	-	-
Wrigley Field	-	-	-	-	-						

VICTOR ALVAREZ'S CAREER FIELDING RECORD

POSITION	PCT	G	PO	A	E	TC	DP
Pitcher	1.000	4	0	1	0	1	0

VICTOR ALVAREZ'S CAREER BATTING RECORD

YEAR	TEAM	AVG	G	AB	R	H	2B	3B	HR	RBI	SH	SF	HP	BB	SO	SB	CS	E
2002	LOS ANGELES	.000	4	2	0	0	0	0	0	0	0	0	0	0	2	0	0	0
ML Totals - 1 year		.000	4	2	0	0	0	0	0	0	0	0	0	0	2	0	0	0

CAREER TRANSACTIONS

- Signed as a non-drafted free agent on May 16, 1997.

DISABLED LIST

- Has not spent time on the disabled list in the Major Leagues.

CAREER SINGLE-GAME BESTS

Low-Hit Complete Game:	None	Most Strikeouts:	5, Sept. 29, 2002 vs. SD
Most Innings Pitched - Starter:	7.0, Sept. 29, 2002 vs. SD	Most Walks:	1 (twice), last time: Sept. 29, 2002 vs. SD
Most Innings Pitched - Reliever:	1.1, July 30, 2002 at CIN	Longest Winning Streak:	None
		Longest Losing Streak:	None



Andy Ashby



BATS/THROWS: Right/Right • HEIGHT/WEIGHT: 6-1/195

OPENING DAY AGE: 35 • BORN: July 11, 1967 in Kansas City, MO • M.L. SERVICE: 11.021

RESIDES: Pittston, PA • ACQUIRED: Signed as a free agent on December 6, 2000

CAREER SUMMARY: A 17-year pro, he will enter his 13th season in the Major Leagues and third with the Dodgers after signing a three-year contract on Dec. 6, 2000 with an option for the 2004 season...a two-time all-star, he has a career record of 95-100 with a 4.08 ERA in 286 games (273 starts) while playing for Philadelphia, Colorado, San Diego, Atlanta and Los Angeles...over the last five seasons, he has posted a 54-45 record and a 3.97 ERA, while striking out 503 batters...enjoyed his best season in 1998 when he teamed with Kevin Brown in San Diego, going 17-9 with a 3.34 ERA while helping the Padres reach the World Series...made Major League debut on June 10, 1991 vs. Cincinnati...earned first Major League win on Sept. 24, 1991 at Chicago...registered only career save on May 25, 1993 at Houston...shares a Major League record by having struck out the side on nine pitches on June 15, 1991 (fourth inning)...had a sacrifice hit in only appearance as a pinch-hitter in 1996 and has appeared in three games as a pinch-runner one each in 1997, 2000 and 2001.

2002: Completed his 12th season in the Major Leagues and second with Los Angeles...went 9-13 with a 3.91 ERA in 30 starts...pitched 181.2 innings and allowed 179 hits and 79 earned runs, while fanning 107...had 15 quality starts, including six straight from July 28 to Aug. 24...the Dodgers were held to two runs or less in 13 of his starts...walked three or less batters in 23 of his 30 starts and has walked three or less in 249 of 286 career appearances (87 percent)...held right-handed hitters to a .233 batting average, while lefties hit .285...was 5-5 with a 2.99 ERA (26 ER/78.1 IP) in 12 starts at Dodger Stadium and is now 12-6 with a 2.56 ERA (44 ER/154.1 IP) in 24 career outings at Dodger Stadium...was 1-0 with a 1.64 ERA (4 ER/22.0 IP) in three starts on artificial turf...defeated the Colorado Rockies 9-0 in his first start of the season on April 5 at Dodger Stadium, allowing one hit, two walks and no runs in 7.0 innings...Omar Daal pitched two hitless innings to complete the combined one-hitter...it marked Ashby's first win since April 12, 2001 at Arizona...defeated the Cubs 4-1 in the second game of a doubleheader on April 28 at Wrigley Field...pitched 8.0 innings and allowed just a fourth-inning single to right field by Corey Patterson...did not walk a batter and struck out a season-high eight batters and left leading 4-0...pitched 7.0 strong innings, allowing one run on four hits, while striking out seven and not walking a batter in the Dodgers' 10-1 win on May 19 vs. Montreal...made just 78 pitches in 7.0 innings...also slugged his first career home run (off Masato Yoshii) in his 473rd career at-bat...was 4-2 with a 2.08 ERA (10 ER/43.1 IP) in six starts from May 19-June 16...pitched 8.0 shutout innings in a 2-0 win vs. Arizona on June 1...allowed five singles, walked one and struck out two in the game...allowed just four home runs in his first 11 starts before surrendering three in a 4-2 loss at Baltimore on June 7...was 7-6 with a 3.36 ERA in 17 first-half starts...lost his first start of the second half, 7-5, on July 13

vs. Arizona as he allowed a season-high six runs in 5.1 innings...was 2-7 with a 4.75 ERA (38 ER/72.0 IP) in 13 second-half starts...was the tough-luck loser at San Francisco on July 28, falling 3-1...allowed just a two-run homer in the first inning to Jeff Kent in 6.0 innings...allowed three hits in the first inning and then just two in his final five innings...luck didn't change in his next start, pitching 7.0 scoreless innings and had no decision in the Dodgers' 3-1 setback on Aug. 2 at Philadelphia...combined with three other pitchers to shut out Pittsburgh, 4-0, on Aug. 7 at Dodger Stadium...pitched 7.1 shutout innings to run his scoreless innings streak to 19.1, a season high by a Dodger...had no decision in the Dodgers' 4-3 loss on Aug. 13 at Montreal...left in the eighth with a runner on and two out and reliever Eric Gagne was greeted with a two-run homer by Troy O'Leary to give the Expos the 4-3 win...he allowed two runs in the first and then none until he left the game in the eighth...was 6-for-48 (.125) with a home run and four RBI at the plate this...had six sacrifice bunts, including a successful squeeze bunt on April 5 vs. Colorado...**2001:** Had a perfect 2-0 record and a 3.86 ERA (5 ER/11.2 IP) in his first two starts as a Dodger before suffering a season-ending elbow injury which would ultimately require surgery...originally diagnosed as a right elbow muscle strain, but an MRI on June 11 revealed a tear in the flexor muscle at the bone of the right elbow...placed on the 15-day disabled list on April 18 (retroactive to April 16) and transferred from the 15-day to the 60-day disabled list on June 15...had surgery on June 15 at Centinela Hospital Medical Center performed by Dr. Frank Jobe and Dr. Ralph Gambardella...made his first start as a Dodger on April 5 vs. Arizona and defeated the Diamondbacks, 7-5...held Arizona scoreless on two hits through 4.0 innings, before surrendering a pinch-hit, two-run homer to Erubiel Durazo in the fifth...allowed four runs on seven hits in 6.2 innings...defeated Arizona in his second and final start of the season on April 12 at Arizona...allowed just a third inning solo home run to Luis Gonzalez in 5.0 innings of work, to lead the Dodgers to a 5-4 win...his last appearance of the season was as a pinch-runner on April 15 at San Diego...scored the winning run in the Dodgers' come-from-behind 5-4 win...right-handed batters were just 3-for-17 (.188) against him...led the Dodger staff in innings pitched during spring training (32.0), going 2-1 with a 4.22 ERA...**2000:** Acquired by the Braves in mid-July to add experience to the starting rotation...went 8-6 in 15 starts for the Braves with a 4.13 ERA...finished strong, winning four of his six September starts...started 3-0 for the Braves with a 0.78 ERA in his first three starts...left his Aug. 29 start vs. Cincinnati after 6.0 innings with a blood blister on the middle finger of his pitching hand...struck out Pokey Reese in the fifth inning of that game for his 1,000th career strikeout...became only the third Atlanta pitcher to fire back-to-back complete games in his first two starts for the club...went 5-0 with a 1.18 ERA in five official starts in July (his July 19 start was called after he threw 3.0 innings)...on the disabled list from June 12-27 with an infection of the middle finger of his right hand...pitched at least 7.0 innings in 15 of his 31 starts, and at least 6.0 innings on 22 occasions...hurled the Phillies' lone complete game of the season, a 4-3 win on April 21 at Florida...walked three or fewer in 25 of his 31 starts...averaged 95 pitches per start...**1999:** Led Padres with 14 wins and four complete games...threw 200 innings (206.0) and started 30 games (31) for third straight season...tied for ML lead with Scott Erickson in shutouts (3), tied for fifth in NL in complete games...was the Opening Night starter for second time in his career, April 4 vs. Colorado in Monterrey, Mexico...threw first complete game and shutout on April 16 vs. Los Angeles, beating Kevin Brown, 3-0...on disabled list, from June 7-24 with a protruding disk in his lower back...won first start off DL on June 24 at Los Angeles, 2-1...shut out the Rockies, 11-0 on July 4 at Colorado, just the eighth complete-game shutout in Coors Field history...named to second straight NL All-Star team, retired only batter faced (Omar Vizquel)...allowed Mark McGwire's 500th HR on Aug. 5 at St. Louis...threw complete game on Aug. 31 vs. Chicago, a 7-3 win...**1998:** Pitching for San Diego, enjoyed his finest Major League season, reaching career highs in wins (17), strikeouts (151), innings (226.2), starts (33) and complete games (5)...his 3.34 ERA ranked 11th in the NL, and his five complete games were tied for sixth...threw three straight complete games from May 25-June 4, becoming first Padre to do so since Dennis Rasmussen in 1988...tied career-best five-game win streak, May 30-June 19...needed just 75 pitches in complete-game 7-2 win on July 5 vs. Colorado, the fewest pitches needed in a nine-inning complete game since records were kept in 1988...named to first all-star team, allowed one run on one hit (HR by Ivan Rodriguez) and one walk in 1.0 inning at Colorado...became NL's first 16-game winner on Aug. 12, but finished season 1-3...went 0-1, 4.58 ERA in four postseason starts...had two no decisions and a 2.08 ERA in NLCS vs. Atlanta (Games 1 and 5)...lost Game 2 of World Series at the New York Yankees...**1997:** Led the Padres in starts (30), strikeouts (144), complete games (2) and innings (200.2)...ranked tied for sixth in NL with 2.2 walks per 9.0 IP...walked two or less in 24 of 30 starts...left start on May 19 at Cincinnati with right elbow strain after just 1.0 inning...on disabled list from May 20-June 15...came within three outs of first no-hitter in Padres' history on Sept. 5 vs. Atlanta, a 6-2 win...allowed a leadoff single to Kenny Lofton in the ninth to break up no-hit bid...tied career-high with 11 strikeouts on Sept. 17 vs. Colorado...**1996:** Led San Diego teammates with 3.23 ERA despite three stints on the disabled list with shoulder problems...would have ranked ninth in NL in ERA, but fell 11.1 innings shy of qualifying...allowed just 2.03 walks per 9.0 IP...walked more than two just twice in 24 starts...made first Opening Day start on April 1 at Chicago, a no-decision in 5-4, 10-inning win (7.0 IP, 4 ER)...earned first win on April 11 vs. Atlanta, 2-1, snapping Greg Maddux's 18-game road win streak...went 4-for-4 on April 16 at Colorado, becoming only third pitcher in 1990's to record a four-hit game...threw lone complete game of season on April 22 at Florida...used as pinch-hitter on April 23 at Florida and sacrificed...struck out season-high eight



batters twice, on May 14 vs. New York and May 31 at Philadelphia...on disabled list with right shoulder strain from June 6-22...made two starts before returning to DL with tendinitis in right shoulder from June 29-July 15...made three more starts before being shut down for third time from July 27-Sept. 1...had no decision in 7-5 loss in Game 3 of Division Series vs. St. Louis...**1995:** Won Clyde McCullough Award as Padres' Pitcher of the Year...led team and finished third in the NL in ERA (2.94), tied for fourth in starts (31) and tied for eighth in strikeouts (150) also led club in wins (12)...with Joey Hamilton, formed first Padres tandem to finish in top five in ERA since Ed Whitson and Bruce Hurst finished fourth and fifth in 1989...threw first career shutout on June 18 at Pittsburgh, allowing four hits...threw second shutout on Aug. 11 vs. St. Louis, allowing five hits and striking out a career-high 11 batters...threw 19.0 scoreless innings, from Aug. 5-21...ranked second in Majors with 17 sacrifices, most by a Padre since Roberto Alomar had 17 in 1989...**1994:** First full ML season...finished tied for fourth in NL in complete games (4), ninth in innings (164.1)...held opponents to a .233 average, sixth-best in NL...was 0-5 after 10 starts, despite a 2.85 ERA...**1993:** Began season in Rockies rotation...went 0-3, 6.14 ERA in seven starts before moving to bullpen...earned only ML save on May 25 at Houston...optioned to Triple-A Colorado Springs on June 26...traded to San Diego on July 27...struck out season-high nine batters on Aug. 10 vs. Houston (8.0 IP)...**1992:** Fractured right thumb on line drive by Mackey Sasser in third start of season for Philadelphia on April 26 vs. New York Mets...on DL from April 27-Aug. 11...was 0-3, 3.00 ERA in seven rehab starts (two stints) at Scranton...made first ML relief appearance, on Sept. 7 vs. New York (1.1 IP), his first relief appearance since first pro season...selected by Colorado in first round (25th selection) of expansion draft on November 17...**1991:** Broke right hand in February, limiting him to one spring appearance...first season at Triple-A with Scranton...recalled by Phillies on June 8...made Major League debut on June 10 in start vs. Cincinnati...became 11th Major League pitcher, first Phillie to strike out the side on nine pitches on June 15 vs. Cincinnati...finished tied for International League lead with career-high six complete games and three shutouts...ranked fifth with 113 strikeouts...led club in wins (11), innings (161.1) and strikeouts...threw a one-hitter, three-hitter, three-hitter and had team's longest scoreless streak, 25.1 innings...recalled a second time on Sept. 5...earned first ML win on Sept. 24 at Chicago...**1990:** Spent entire season at Double-A Reading...was Paul Owens Award winner for Best Pitcher in Phillies' minor leagues...led club in wins (10), strikeouts (94) and complete games (4)...threw 30.0 consecutive scoreless innings in August...named Eastern League Pitcher of the Week, Aug. 13-19...threw a two-hit shutout on Aug. 14 at Harrisburg...**1989:** Pitched for Single-A Spartanburg and Clearwater...led all Phillies' minor leaguers with a combined 2.39 ERA and 144 strikeouts...on Spartanburg DL from April 6-26...**1988:** Split season between Single-A Spartanburg and Batavia...held opponents to a .161 average...on disabled list with Spartanburg from April 7-10...**1987:** Split season between Single-A Spartanburg and Utica...combined for 103 strikeouts...**1986:** Signed by Phillies as an amateur free agent on May 4...began pro career as a starter and reliever for Bend...had two saves...did not pitch in relief again until 1992.

PERSONAL: Andrew Jason Ashby...married the former Tracy Tighe...they have four daughters, Eastin Marie (6), Madison Anne (4), Taryn Drew (3) and Ashton Andi (2)...1985 graduate of Park Hill High School in Kansas City, MO...attended Crowder Junior College (MO)...played Little League baseball...began Andy Ashby Strikes Out Cancer program in 1996, through which he donates \$100 per strikeout to the American Cancer Society...hobbies include fishing and golf...signed by Don Williams of Philadelphia.

ANDY ASHBY'S CAREER PITCHING RECORD

YEAR	TEAM	W-L	ERA	G	GS	CG	SHO	SV	IP	H	R	ER	HR	HB	BB	SO	WP	BK
1986	Bend	1-2	4.95	16	6	0	0	2	60.0	56	40	33	3	2	34	45	3	1
1987	Spartanburg	4-6	5.60	13	13	1	0	0	64.1	73	45	40	8	2	38	52	9	0
	Utica	3-7	4.05	13	13	0	0	0	60.0	56	38	27	3	1	36	51	7	1
1988	Batavia	3-1	1.61	6	6	2	1	0	44.2	25	11	8	3	1	16	32	0	2
	Spartanburg	1-1	2.70	3	3	0	0	0	16.2	13	7	5	0	0	7	16	2	3
1989	Spartanburg	5-9	2.87	17	17	3	1	0	106.2	95	48	34	8	5	49	100	8	0
	Clearwater	1-4	1.24	6	6	2	1	0	43.2	28	9	6	0	0	21	44	4	1
1990	Reading	10-7	3.42	23	23	4	1	0	139.2	134	65	53	3	4	48	94	10	2
1991	Scranton/Wilkes-Barre	11-11	3.46	26	26	6	3	0	161.1	144	78	62	12	9	60	113	6	0
	PHILADELPHIA	1-5	6.00	8	8	0	0	0	42.0	41	28	28	5	3	19	26	6	0
1992	Scranton/Wilkes-Barre	0-3	3.00	7	7	1	0	0	33.0	23	13	11	4	3	14	18	4	0
	PHILADELPHIA	1-3	7.54	10	8	0	0	0	37.0	42	31	31	6	1	21	24	2	0
1993	Colorado Springs	4-2	4.10	7	6	1	0	0	41.2	45	25	19	2	3	12	35	3	2
	COLORADO	0-4	8.50	20	9	0	0	1	54.0	89	54	51	5	3	32	33	2	3
	SAN DIEGO	3-6	5.48	12	12	0	0	0	69.0	79	46	42	14	1	24	44	4	0
1994	SAN DIEGO	6-11	3.40	24	24	4	0	0	164.1	145	75	62	16	3	43	121	5	0
1995	SAN DIEGO	12-10	2.94	31	31	2	2	0	192.2	180	79	63	17	11	62	150	7	0
1996	SAN DIEGO	9-5	3.23	24	24	1	0	0	150.2	147	60	54	17	3	34	85	3	0
1997	SAN DIEGO	9-11	4.13	30	30	2	0	0	200.2	207	108	92	17	5	49	144	3	0
1998	SAN DIEGO	17-9	3.34	33	33	5	1	0	226.2	233	90	84	23	7	58	151	7	0
1999	SAN DIEGO	14-10	3.80	31	31	4	3	0	206.0	204	95	87	26	7	54	132	6	0
2000	PHILADELPHIA	4-7	5.68	16	16	1	0	0	101.1	113	75	64	17	5	38	51	4	0
	ATLANTA	8-6	4.13	15	15	2	1	0	98.0	103	49	45	12	1	23	55	2	1
2001	LOS ANGELES	2-0	3.86	2	2	0	0	0	11.2	14	5	5	2	0	1	7	0	0
2002	LOS ANGELES	9-13	3.91	30	30	0	0	0	181.2	179	85	79	20	8	65	107	2	0
Major League Totals - 12 years		95-100	4.08	286	273	21	7	1	1735.2	1766	880	787	197	58	523	1130	53	4
Dodger Totals - 2 years		11-13	3.91	32	32	0	0	0	193.1	193	90	84	22	8	66	114	2	0
Minor League Totals - 8 years		43-53	3.48	137	126	20	7	2	771.2	692	379	298	46	30	335	600	56	12

ANDY ASHBY'S CAREER ALL-STAR GAME PITCHING RECORD

YEAR	TEAM, SITE	W-L	ERA	G	GS	CG	SHO	SV	IP	H	R	ER	HR	HB	BB	SO	WP	BK
1996	SAN DIEGO, at Col.	0-0	9.00	1	0	0	0	0	1.0	1	1	1	1	0	1	0	0	0
1999	SAN DIEGO, at Bos.	0-0	0.00	1	0	0	0	0	0.1	0	0	0	0	0	0	0	0	0
All-Star Game Totals		0-0	6.75	2	0	0	0	0	1.1	1	1	1	1	1	1	0	0	0

ANDY ASHBY'S CAREER DIVISION SERIES PITCHING RECORD

YEAR	TEAM	W-L	ERA	G	GS	CG	SHO	SV	IP	H	R	ER	HR	HB	BB	SO	WP	BK
1996	SAN DIEGO vs. Stl.	0-0	6.75	1	1	0	0	0	5.1	7	4	4	1	0	1	5	1	0
1998	SAN DIEGO vs. Hou.	0-0	6.75	1	1	0	0	0	4.0	6	3	3	0	1	1	4	0	0
2000	ATLANTA vs. Stl.	0-0	2.45	2	0	0	0	0	3.2	1	1	1	0	0	3	5	1	0
Division Series Totals		0-0	5.54	4	2	0	0	0	13.0	14	8	8	1	1	5	14	2	0

ANDY ASHBY'S CAREER LEAGUE CHAMPIONSHIP SERIES PITCHING RECORD

YEAR	TEAM	W-L	ERA	G	GS	CG	SHO	SV	IP	H	R	ER	HR	HB	BB	SO	WP	BK
1998	SAN DIEGO vs. Atl.	0-0	2.08	2	2	0	0	0	13.0	14	3	3	1	0	2	5	0	0
Championship Series Totals		0-0	2.08	2	2	0	0	0	13.0	14	3	3	1	0	2	5	0	0

ANDY ASHBY'S CAREER WORLD SERIES PITCHING RECORD

YEAR	TEAM	W-L	ERA	G	GS	CG	SHO	SV	IP	H	R	ER	HR	HB	BB	SO	WP	BK
1998	SAN DIEGO vs. NYY	0-1	13.50	1	1	0	0	0	2.2	10	7	4	1	0	1	1	0	0
World Series Totals		0-1	13.50	1	1	0	0	0	2.2	10	7	4	1	0	1	1	0	0

ANDY ASHBY'S CAREER PITCHING BREAKDOWN

2002				CAREER				2002				CAREER									
W-L-S	ERA	G	IP	W-L-S	ERA	G	IP	W-L-S	ERA	G	IP	W-L-S	ERA	G	IP	W-L-S	ERA	G	IP		
2-2-0	3.07	5	29.1	10	Arizona	6-7-0	4.37	14	82.1	40	0-0-0	7.50	1	6.0	5	Anaheim	1-0-0	3.86	2	14.0	6
0-1-0	5.25	2	12.0	7	Atlanta	5-5-0	4.38	16	102.2	50	0-1-0	4.70	1	7.2	4	Baltimore	2-2-0	3.73	4	31.1	13
1-0-0	1.93	2	14.0	3	Chicago	8-2-0	3.48	20	124.0	48	1-0-0	7.94	1	5.2	5	Boston	1-0-0	7.94	1	5.2	5
-	-	-	-	-	Cincinnati	5-10-0	5.11	21	112.2	64	-	-	-	-	-	Chicago	-	-	-	-	
1-2-0	6.06	3	16.1	11	Colorado	8-8-0	5.23	19	118.2	69	-	-	-	-	-	Cleveland	-	-	-	-	
-	-	-	-	-	Florida	5-3-0	2.74	14	88.2	27	-	-	-	-	-	Detroit	-	-	-	-	
0-1-0	15.00	1	3.0	5	Houston	8-8-1	4.57	21	112.1	57	-	-	-	-	-	Kansas City	-	-	-	-	
-	-	-	-	-	Los Angeles	8-3-0	2.24	20	124.2	31	-	-	-	-	-	Minnesota	-	-	-	-	
-	-	-	-	-	Milwaukee	2-0-0	6.08	4	23.2	16	-	-	-	-	-	New York	-	-	-	-	
1-0-0	2.45	2	14.2	4	Montreal	4-6-0	4.99	18	110.0	61	-	-	-	-	-	Oakland	1-0-0	6.00	2	12.0	8
1-1-0	1.38	2	13.0	2	New York	8-8-0	3.41	24	145.1	55	-	-	-	-	-	Seattle	0-2-0	1.59	3	22.2	4
0-0-0	0.00	1	7.0	0	Philadelphia	1-7-0	4.61	12	68.1	35	1-0-0	1.23	1	7.1	1	Tampa Bay	1-0-0	1.80	2	15.0	3
1-0-0	0.00	1	7.1	0	Pittsburgh	8-6-0	2.75	18	121.0	37	-	-	-	-	-	Texas	1-1-0	4.79	3	20.2	11
-	-	-	-	-	St. Louis	6-7-0	4.33	18	112.1	54	0-1-0	2.25	1	8.0	2	Toronto	0-1-0	2.25	1	8.0	2
0-3-0	7.45	4	19.1	16	San Diego	0-3-0	6.93	7	24.2	19	5-5-0	2.99	12	78.1	26	Home	48-42-0	3.61	137	866.2	348
0-1-0	3.27	2	11.0	4	San Francisco	6-11-0	4.80	22	135.0	72	4-8-0	4.62	18	103.1	53	Road	47-58-1	4.55	149	869.0	439
2-2-0	2.90	5	31.0	10	March/April	19-12-0	3.23	47	303.2	109	5-5-0	3.19	12	73.1	26	Day	33-33-0	3.97	99	596.0	263
2-2-0	3.52	5	30.2	12	May	13-20-1	4.27	53	301.1	143	4-8-0	4.40	18	108.1	53	Night	62-67-1	4.14	187	1139.2	524
3-2-0	3.59	6	42.2	17	June	17-12-0	3.97	46	278.2	123	8-13-0	4.23	27	159.2	75	Grass	79-69-0	3.84	219	1357.0	579
0-3-0	6.11	5	28.0	19	July	16-15-0	3.81	43	274.1	116	1-0-0	1.64	3	22.0	4	Turf	16-31-1	4.94	67	378.2	208
2-1-0	2.61	6	38.0	11	August	16-19-0	4.34	47	290.1	140	7-6-0	3.36	17	109.2	41	Pre-ASG	55-47-1	3.75	157	963.2	402
0-3-0	7.94	3	11.1	10	Sept./Oct.	14-22-0	4.89	50	287.1	156	2-7-0	4.75	13	72.0	38	Post-ASG	40-53-0	4.49	129	772.0	385
-	-	-	-	-	-	-	-	-	-	-	9-13-0	3.91	30	181.2	79	Starter	95-100-0	4.02	273	1722.1	769
-	-	-	-	-	-	-	-	-	-	-	-	-	-	-	-	Reliever	0-0-1	12.15	13	13.1	18

ANDY ASHBY'S CAREER PITCHING BREAKDOWN BY BALLPARK

BALLPARK	W-L-S	ERA	G	IP	ER	BALLPARK	W-L-S	ERA	G	IP	ER
Aloha Stadium	1-0-0	2.57	1	7.0	2	Ballpark in Arlington	0-1-0	10.80	1	5.0	6
Astrodome	3-3-1	3.73	8	41.0	17	Comerica Park	-	-	-	-	-
Atlanta-Fulton County Stadium	0-1-0	12.15	2	6.2	9	Comiskey Park (new)	-	-	-	-	-
Bank One Ballpark	2-5-0	4.91	8	44.0	24	Edison Int'l Field/Anaheim	1-0-0	3.86	2	14.0	6
Busch Stadium	1-4-0	5.71	7	41.0	26	Fenway Park	-	-	-	-	-
Cinergy Field/Riverfront Stadium	3-5-0	7.24	10	46.0	37	Jacobs Field	-	-	-	-	-
Coors Field	3-3-0	7.02	7	41.0	32	Kaufman/Royals Stadium	-	-	-	-	-
County Stadium	1-0-0	7.59	2	10.2	9	Network Assoc./Oak. Coliseum	1-0-0	6.00	2	12.0	8
Dodger Stadium	12-6-0	2.56	24	154.2	44	Oriole Park at Camden Yards	1-2-0	4.63	3	23.1	12
Mile High Stadium	0-3-0	8.91	11	34.1	34	SAFECO Field	0-0-0	2.35	1	7.2	2
Miller Park	-	-	-	-	-	SkyDome	-	-	-	-	-
Minute Maid Park/Enron Field	0-3-0	9.68	4	17.2	19	Tropicana Field	1-0-0	1.23	1	7.1	1
Monterrey (Mexico)	0-1-0	54.00	1	1.0	6	Yankee Stadium	-	-	-	-	-
Olympic Stadium	2-4-0	4.56	8	49.1	25						
Pacific Bell Park	0-3-0	6.14	4	22.0	15						
PNC Park	-	-	-	-	-						
Pro Player Stadium	3-2-0	2.40	9	56.1	15						
Qualcomm /Jack Murphy Stadium	34-25-0	3.17	89	599.2	211						
Shea Stadium	4-4-0	3.67	10	61.1	25						
3Com/Candlestick Park	5-2-0	3.57	10	63.0	25						
Three Rivers Stadium	3-5-0	3.80	10	66.1	28						
Turner Field	7-5-0	3.28	14	96.0	35						
Veterans Stadium	3-12-0	5.51	26	145.1	89						
Wrigley Field	4-1-0	3.63	11	62.0	25						

ANDY ASHBY'S CAREER FIELDING RECORD

POSITION	PCT	G	PO	A	E	TC	DP
Pitcher	.972	286	127	254	11	392	15

ANDY ASHBY'S CAREER BATTING RECORD

YEAR	TEAM	AVG	G	AB	R	H	2B	3B	HR	RBI	SH	SF	HP	BB	SO	SB	CS	E
1991	PHILADELPHIA	.083	8	12	0	1	0	0	0	0	1	0	0	0	9	0	0	0
1992	PHILADELPHIA	.091	10	11	0	1	1	0	0	1	2	0	0	0	7	0	0	0
1993	COLORADO	.267	20	15	1	4	0	0	0	1	0	0	0	0	3	0	0	0
	SAN DIEGO	.048	12	21	2	1	1	0	0	0	2	0	0	2	6	0	0	0
1994	SAN DIEGO	.163	24	49	2	8	0	0	0	0	9	0	0	1	19	0	0	0
1995	SAN DIEGO	.163	31	49	2	8	1	0	0	3	17	0	0	1	24	1	0	1
1996	SAN DIEGO	.244	25	45	6	11	5	0	0	5	9	1	0	0	13	0	0	2
1997	SAN DIEGO	.067	31	60	1	4	1	0	0	1	7	0	0	2	24	0	0	1
1998	SAN DIEGO	.111	33	72	1	8	2	0	0	2	9	0	0	2	35	0	0	1
1999	SAN DIEGO	.129	31	62	3	8	2	0	0	2	7	0	0	3	25	0	0	2
2000	PHILADELPHIA	.179	16	28	0	5	0	0	0	5	5	0	0	2	10	0	0	1
	ATLANTA	.121	16	33	2	4	0	0	0	1	4	0	0	0	12	0	0	2
2001	LOS ANGELES	.500	3	2	1	1	0	0	0	1	2	0	0	1	0	0	0	0
2002	LOS ANGELES	.125	30	48	5	6	0	0	1	4	6	0	0	2	23	0	0	1
ML Totals - 12 years		.138	290	507	26	70	13	0	1	26	80	1	0	16	210	1	0	11

CAREER TRANSACTIONS

- Signed by Philadelphia as a free agent, May 4, 1986.
- Selected by Colorado in first round (25th overall) of expansion-draft on Nov. 17, 1992.
- Acquired by San Diego, as the player to be named later with Brad Ausmus (C) and Doug Bochtler (RHP) from Colorado for Bruce Hurst (LHP) and Greg W. Harris (RHP) on July 27, 1993.
- Acquired by Philadelphia from San Diego for Carlton Loewer (RHP), Steve Montgomery (RHP) and Adam Eaton (RHP) on Nov. 10, 1999.
- Acquired by Atlanta from Philadelphia for Bruce Chen (LHP) and Jimmy Osting (LHP) on Aug. 12, 2000.
- Signed by Los Angeles as a free agent on Dec. 6, 2000.

DISABLED LIST

- April 27-Aug. 11, 1992 (fractured right thumb).
- June 6-22, 1996 (right shoulder strain).
- June 29-July 15, 1996 (tendinitis in right shoulder).
- July 27-Sept. 1, 1996 (frayed labrum in right shoulder).
- May 20-June 15, 1997 (right elbow strain).
- June 7-24, 1999 (protruding disk in his lower back).
- April 16-end of the season, 2001 (muscle tear in right elbow)

CAREER SINGLE-GAME BESTS

Low Hit Complete Game:	2, Sept. 5, 1997 vs ATL	Most Strikeouts:	11 (3 times), last time: June 9, 1998 vs. CIN
Most Innings Pitched - Starter:	9.0 (20 times), last time: July 23, 2000 vs. NY	Most Walks:	8, May 7, 1995 vs. SF
Most Innings Pitched - Reliever:	3.0, May 20, 1993 at SD	Longest Winning Streak:	5 games (3 times), last time: July 3-28, 2000
		Longest Losing Streak:	6 games, April 24 - Aug. 5, 1993



Adrian Beltre


BATS/THROWS: Right/Right • HEIGHT/WEIGHT: 5-11/220



OPENING DAY AGE: 23 • BORN: April 7, 1979 in Santo Domingo, DR • M.L. SERVICE: 4.096
RESIDES: Santo Domingo, DR • ACQUIRED: Signed as a non-drafted free agent on July 7, 1994

CAREER SUMMARY: Has continued to stabilize the Dodger third base position, and only offseason surgery before the 2001 season kept him from becoming the first Dodger third baseman since Ron Cey (1974-82) to start at the position on Opening Day three consecutive seasons...became the 42nd third baseman since Cey relinquished his position after the 1982 season and the 98th in Los Angeles Dodger history...ranks third in Los Angeles Dodger history with 646 games played at the position, 116 games behind Jim Gilliam (761) who ranks second...named the most outstanding position player in Vero Beach Dodger history by the *Vero Beach Press Journal*...made his Major League debut and recorded his first career hit in his first-at bat, a game-tying double off the Angels' Chuck Finley on June 24, 1998 at Dodger Stadium...slugged first career home run on June 30, 1998 at Texas off Rick Helling.

2002 : Finished his fifth Major League campaign with a career-high 21 home runs along with 26 doubles and 75 RBI, which ranked third on the club...led team in games played (159) and at-bats (587), both career bests...the 159 games played ranked fifth in the National League...struggled over the final two months leading up to the All-Star break and wound up batting just .238 (76-for-320) with seven home runs and 29 RBI in the first half, but caught fire following the break...in his first 47 post-All-Star break contests, hit .335 (60-for-179) with 11 homers and 36 RBI...after committing 15 errors at third base in his first 80 games, made only five the rest of the season...went 28 straight games without a miscue from Aug. 15-Sept. 15...enjoyed an 11-game hitting streak from April 8-19, batting .365 (15-for-41) with two home runs, a triple, two doubles and four RBI during the stretch...put together another 11-game hitting streak from April 23-May 4, as he hit .378 (17-for-45) with four doubles and six RBI...the 11-game hitting streaks tied Paul Lo Duca (April 25-May 8), Shawn Green (June 12-24) and Marquis Grissom (Aug. 3-18) for the club season high...during the Dodgers' 5-1 road trip from April 23-28, batted .417 (10-for-24) with six RBI...overall in April, compiled a .304 (28-for-92) batting mark...his batting average reached a season-high .314 after going 2-for-3 on May 3 at Chicago...May 13 vs. New York, went 4-for-5 and scored a run...drove in three runs in back-to-back triumphs on June 3 and 4 at Colorado...July 26 at San Francisco, was 4-for-5 with a triple and four RBI...one day later at San Francisco, he was 3-for-5 with a triple and RBI...in July 31 win at Cincinnati, collected three hits, including a pair of home runs, three RBI and three runs scored...batted .300 (27-for-90) with six homers and 18 RBI in July...during a five-game stretch at Dodger Stadium from Aug. 6-10, had three, three-hit games and batted .688 (11-for-16) with a home run, three doubles, nine runs scored and three RBI...Aug. 8 vs. Pittsburgh, went 3-for-4 with a two-run homer and three runs scored during a come-from-behind 10-5 victory...Aug. 10 vs. Philadelphia, was 3-for-4 with a pair of doubles, three runs scored and an RBI...in Aug. 31 win at Houston, was 2-for-4 with a double, RBI and two runs scored...homered in back-to-back wins on Sept. 2 and 3 at Arizona...in the Sept. 2 game, was 3-for-6 with three RBI and three runs scored...on Sept. 14 at Colorado, collected three hits, including a two-run homer, and three RBI...socked his career-high 21st home run on Sept. 16 vs. San Francisco...**2001:** Batted .265 with 22 doubles, four triples, 13 home runs and 60 RBI in 126 games played...began the season on the disabled list recovering from offseason appendix surgery...underwent surgery on March 12 to close a wound in his right lower abdomen that resulted from a ruptured appendix that was operated on in the Dominican Republic on January 12...reinstated from the DL on May 12, started at third base vs. Atlanta, and went 1-for-3...appeared in every game the Dodgers played from that point on...hit in five-straight games from May 17-21 and batted .389 (7-for-18)...matched a career high in hits by going 4-for-4 with a stolen base and RBI on June 29 at San Diego in a 7-5 Dodger win...also had four hits (4-for-6, 3 RBI) in a 22-7 Dodger win at Colorado on July 21 and on Aug. 15 vs. Montreal in a 13-1 win (4-for-6 with an RBI)...batted in the leadoff position on Aug. 15, for the first time since May 18, 1999, and hit first in the Dodger lineup in 19 of 21 games from Aug. 15-Sept. 6...batted .298 (25-for-84) during that stretch and hit safely in 16 of the 19 games batting leadoff...scored four runs in the game on Aug. 15, tying Gary Sheffield for most runs in a game by a Dodger in 2001...hit in a career-high 17 consecutive games from Aug. 25-Sept. 18 during which he batted .304 (21-for-69) with three doubles, a home run and five RBI...his streak marked the longest by a Dodger since Mike Blowers and Mike Piazza both registered 19-game hitting streaks during the 1996 season...was successful in 13 out of 17 stolen base attempts (76 percent)...enjoyed more success on the road, batting .294 with nine home runs and 38 RBI in 66 road games...batted .265 vs. both left-handers and right-handers...played shortstop two times, including his first career start at the position on Oct. 7 at San Diego...has played shortstop five times in his career and has handled all 10 chances...made



two rehab stints before being reinstated, batting .444 (4-for-9) with an RBI in three games at Single-A Vero Beach and .600 (3-for-5) with a home run and two RBI in two games at Triple-A Las Vegas...**2000:** Batted .290 with 30 doubles, two triples, 20 home runs, 85 RBI and 71 runs in 138 games...tied for third on the team with 12 stolen bases...hit .321 with eight home runs and 54 RBI when batting with runners in scoring position...had a double, three walks and a career-high three stolen bases on April 29 vs. Florida...was on the disabled list from May 28-June 16 with a strained right hamstring...among the league leaders after the break, posting a .331 average with 12 home runs and 47 RBI...went 4-for-6 with his second career grand slam and a career-high six RBI on July 27 at Colorado...hit his first grand slam on May 21 at Florida in the Dodgers' 12-3 win...the two grand slams tied him for second in the National League for the season...hit a home run in his only pinch-hit assignment of the season, a three-run homer on Aug. 16 at Florida...earned his first career NL Player of the Week award for the week of Aug. 21-27, when he batted .538 with a home run, three doubles and 11 RBI...collected a hit in seven consecutive at bats on Aug. 24-25, including going 4-for-4 with a double, home run and four RBI in the first game of a doubleheader on Aug. 25 at Chicago...batted .368 (39-for-106) with five homers and 22 RBI in August...had a 10-game hitting streak from Aug. 20-28, batting .515 (17-for-33)...was 2-for-3 with a game-winning solo home run in the eighth inning on Sept. 1 in the Dodgers' 2-1 win vs. Philadelphia...led all NL third basemen with 412 total chances and 116 putouts...was also second among NL third basemen in double plays turned (30)...**1999:** In his first full season in the Majors, became the seventh Opening Day third baseman of the 1990's for the Dodgers, following Jeff Hamilton (1990), Lenny Harris (1991-92), Tim Lincecum (1993-94), Dave Hansen (1995), Mike Blowers (1996) and Todd Zeile (1997-98)...had 36 multi-hit games...batted .302 (19-for-63) in his last 17 games...kept his average at or above .271 since April 14 when it stood at .258 after nine games...enjoyed .355 (27-for-76) average in April as Dodgers posted 13-10 record...hit first home run of the season April 6 off Arizona's Todd Stottlemyre, a two-run shot in second inning during Dodgers' 3-2 victory in 10 innings...did not homer again until May 7 vs. Florida's Dennis Springer...recorded career-high four hits April 29 in 10-4 victory at Milwaukee...flied to right in first at-bat and subsequently had three singles and double...went 36-for-125 (.289) in his last 36 games with two home runs, seven doubles, two triples and 11 RBI...drove in 38 runs in his last 80 games...swiped 18 bases in 25 attempts, the most by a Dodger third baseman since Pedro Guerrero's 23 stolen bases in 1983...ranked eighth in NL in fewest grounding into double plays (once every 134.5 at-bats) and tied for sixth in intentional walks (12)...batted .307 (81-for-264) in the No. 7 slot of the lineup...batted .290 (117-for-403) against right-handers...posted season highs with six home runs and 18 RBI in August...committed 29 errors, the most by a Dodger infielder since Jose Offerman's 35 in 1995...**1998:** Appeared in 77 games during his rookie campaign with the Dodgers, batting .215 with seven home runs, nine doubles and 22 RBI...started at third base in 54 of the Dodgers' 86 games after his contract was purchased from Double-A San Antonio on June 24...started 34 consecutive games at third base from July 11-Aug. 14 while Bobby Bonilla spent time in the outfield and on the disabled list with left wrist tendinitis...only started at third base in 12 of the Dodgers' last 35 games of the season, including the last six contests to end the year...saw action at shortstop after moving from third to short for the ninth inning in the Dodgers' comeback 4-3 win July 31 at New York...lined a game-tying RBI-double to left field in the second inning off Anaheim's Chuck Finley for his first Major League hit in his first big league at-bat on June 24 at Dodger Stadium...went 2-for-4 against the Angels in his Major League debut...slugged a 418-foot, two-run homer to center field off the Rangers' Rick Helling for his first Major League round-tripper in the Dodgers' 4-1 win on June 30 at Texas...at age 19 years and 78 days when he was promoted to Los Angeles on June 24, was the youngest player in the Majors ahead of Pittsburgh's Aramis Ramirez (19 years and 364 days)...ranked third on *Baseball America's* Top 100 Prospects list at the beginning of the season behind former Dodgers' outfielder/infielder Paul Konerko (No. 2) and Athletics' outfielder Ben Griev (No. 1)...had a .321 batting average with 13 homers, 21 doubles, 20 stolen bases and 56 RBI in 64 games at Double-A San Antonio prior to being called up to Los Angeles...although he only played in 64 minor league games at San Antonio, he ranked fourth among organizational leaders in home runs (13), seventh in batting average (.321), tied for eighth in stolen bases (20) and ninth in RBI (56) and walks (39)...was named to the Texas League postseason all-star team...was also selected to play for the NL squad in the Double-A All-Star Game on July 8 in New Haven, CT, but did not attend since he was with the Dodgers...following the 1998 regular season, was named the Dominican Winter League MVP after batting .301 with 10 home runs and 37 RBI for Aguilas...he ranked first among league leaders in runs (39), second in hits (68), stolen bases (17), homers and RBI and fourth in batting average...also was named the Shell Oil MVP...**1997:** Was a finalist for *Baseball America's* Player of the Year Award after being tabbed by the publication as its Single-A Player of the Year following a standout season at Vero Beach...was voted the Florida State League MVP after ranking first among league leaders in home runs (26) and RBI (104), second in runs scored (95) and fourth in average (.317) and walks (67)...was voted the "Star of Stars" award winner in the Florida State League All-Star Game...hit safely in 18 straight games from July 15-Aug. 5...also reached base safely by a hit or a walk in 30 consecutive games from July 15-Aug. 18...led the Florida State League with 12 intentional walks and double plays by a third baseman with 26...**1996:** Compiled a combined .284 batting average with 26 home runs and 99 RBI after splitting the season with Single-A San Bernardino and Single-A Savannah...was named the best batting prospect, best power prospect, best defensive third baseman, best infield arm and most exciting player in the South Atlantic League by *Baseball America*...led all Dodger minor leaguers in RBI and tied for seventh among Single-A players in home runs...named to the Howe Sportsdata Minor League All-Star team...also was voted the South Atlantic League's Most Outstanding Major League Prospect...was the South Atlantic League's Player of the Week from June 9-15...had two 5-for-5 performances in one week, on May 30 vs. Augusta and on June 5 at Columbia.

PERSONAL: Adrian Perez Beltre...married during the offseason to the former Sandra Gonzales...signed by Ralph Avila and Pablo Peguero...attended Liceo Maximo Gomez High School in Santo Domingo, DR...has supported fundraisers for the Manny Mota International Foundation and also participated in community baseball clinics.

ADRIAN BELTRE'S CAREER BATTING RECORD

YEAR	TEAM	AVG	G	AB	R	H	2B	3B	HR	RBI	SH	SF	HP	BB	SO	SB	CS	E
1995	Santo Domingo	.307	62	218	56	67	15	3	8	40	0	2	5	54	26	2	1	31
1996	Savannah	.307	68	244	48	75	14	3	16	59	0	2	7	35	46	4	3	19
	San Bernardino	.261	63	238	40	62	13	1	10	40	1	5	5	19	44	3	4	7
1997	Vero Beach	.317	123	435	95	138	24	2	26	104	0	11	6	67	66	25	9	37
1998	San Antonio	.321	64	246	49	79	21	2	13	56	0	5	2	39	37	20	4	17
	LOS ANGELES	.215	77	195	18	42	9	0	7	22	2	0	3	14	37	3	1	13
1999	LOS ANGELES	.275	152	538	84	148	27	5	15	67	4	5	6	61	105	18	7	29
2000	LOS ANGELES	.290	138	510	71	148	30	2	20	85	3	4	2	56	80	12	5	23
2001	Las Vegas	.600	2	5	2	3	1	0	1	2	0	0	0	2	0	0	0	1
	Vero Beach	.444	3	9	0	4	1	0	0	1	0	0	1	2	1	0	0	0
	LOS ANGELES	.265	126	475	59	126	22	4	13	60	2	5	5	28	82	13	4	16
2002	LOS ANGELES	.257	159	587	70	151	26	5	21	75	1	6	4	37	96	7	5	20
Major League Totals - 5 years		.267	652	2305	302	615	114	16	76	309	12	20	20	196	400	53	22	101
Dodger Totals - 5 years		.267	652	2305	302	615	114	16	76	309	12	20	20	196	400	53	22	101
Minor League Totals - 4 years		.307	323	1177	234	361	74	8	66	262	1	23	21	164	194	52	20	81

ADRIAN BELTRE'S CAREER BATTING BREAKDOWN

2002										CAREER										2002										CAREER																																																																																																																																																																																																																																																																																																																																	
AVG	AB	H	HR	RBI	TEAM	AVG	AB	H	HR	RBI	AVG	AB	H	HR	RBI	TEAM	AVG	AB	H	HR	RBI	AVG	AB	H	HR	RBI	TEAM	AVG	AB	H	HR	RBI																																																																																																																																																																																																																																																																																																																															
.188	69	13	4	9	Arizona	.212	203	43	8	28	.158	19	3	0	1	Anaheim	.238	80	19	1	7	.100	10	1	0	0	Baltimore	.100	10	1	0	0																																																																																																																																																																																																																																																																																																																															
.192	26	5	0	0	Atlanta	.244	127	31	2	10	.222	9	2	1	1	Boston	.222	9	2	1	1	-.318	22	7	0	3	Chicago	.283	92	26	3	18	-.310	29	9	2	6	Cincinnati	.241	108	26	4	18	-.313	67	21	4	12	Colorado	.285	228	65	12	45	-.125	24	3	0	0	Florida	.314	118	37	5	19	-.261	23	6	1	4	Houston	.237	114	27	5	15	-.182	22	4	1	4	Los Angeles	.300	100	30	6	16	-.267	30	8	0	2	Montreal	.344	128	44	4	15	-.421	19	8	0	1	New York	.265	102	27	0	8	-.250	24	6	2	7	Philadelphia	.240	104	25	5	14	.091	11	1	0	1	Tampa Bay	.091	11	1	0	1	-.609	23	14	1	5	Pittsburgh	.374	131	49	5	25	-.318	22	7	2	4	St. Louis	.271	129	35	4	12	-.153	59	9	2	4	San Diego	.239	197	47	5	21	-.315	73	23	1	10	San Francisco	.284	222	63	4	30	.304	92	28	2	11	March/April	.310	255	79	5	36	.207	116	24	2	8	May	.232	358	83	10	42	.205	88	18	3	10	June	.249	346	86	13	41	.300	90	27	6	18	July	.256	464	119	16	70	.320	103	33	4	15	August	.308	474	146	19	72	-.214	98	21	4	13	Sept./Oct.	.250	408	102	13	48	-.500	2	1	0	0	Pinch-Hitting	.286	7	2	1	3	-.285	312	89	14	49	Road	.290	1200	348	47	193	-.263	175	46	6	23	Day	.286	643	184	18	86	.255	412	105	15	52	Night	.259	1662	431	58	223	.262	549	144	19	69	Grass	.265	2082	551	67	277	.184	38	7	2	6	Turf	.287	223	64	9	32	.238	320	76	7	29	Pre-ASG	.255	1082	276	32	131	.281	267	75	14	46	Post-ASG	.277	1223	339	44	178	-.302	126	38	6	18	vs. LHP	.261	518	135	14	72	-.245	461	113	15	57	vs. RHP	.269	1787	480	62	237

ADRIAN BELTRE'S CAREER HITTING BREAKDOWN BY BALLPARK

BALLPARK	AVG.	AB	H	HR	RBI	BALLPARK	AVG.	AB	H	HR	RBI
Astrodome	.286	21	6	1	3	Ballpark in Arlington	.273	11	3	1	2
Bank One Ballpark	.232	112	26	6	19	Comerica Park	-	-	-	-	-
Busch Stadium	.250	80	20	1	3	Comiskey Park (new)	-	-	-	-	-
Energy Field/Riverfront Stadium	.342	38	13	3	10	Edison Int'l Field/Anaheim	.192	26	5	1	4
Coors Field	.357	126	45	9	35	Fenway Park	-	-	-	-	-
County Stadium	.481	27	13	2	6	Jacobs Field	-	-	-	-	-
Dodger Stadium	.242	1105	267	29	116	Kauffman/Royals Stadium	-	-	-	-	-
Miller Park	.208	24	5	2	3	Metrodome	-	-	-	-	-
Minute Maid Park/Enron Field	.316	38	12	2	7	Network Assoc./Oak. Coliseum	.208	24	5	0	1
Olympic Stadium	.309	68	21	3	5	Oriole Park at Camden Yards	.100	10	1	0	0
Pacific Bell Park	.286	84	24	0	13	SAFECO Field	.083	12	1	0	0
PNC Park	.375	32	12	2	10	SkyDome	-	-	-	-	-
Pro Player Stadium	.313	67	21	3	15	Tropicana Field	.091	11	1	0	1
Qualcomm /Jack Murphy Stadium	.284	95	27	3	12	Yankee Stadium	-	-	-	-	-
Shea Stadium	.281	57	16	0	6						
3Com/Candlestick Park	.440	25	11	1	3						
Three Rivers Stadium	.361	36	13	2	10						
Turner Field	.225	71	16	1	5						
Veterans Stadium	.234	64	15	2	8						
Wrigley Field	.390	41	16	2	12						

ADRIAN BELTRE'S CAREER FIELDING RECORD

POSITION	PCT	G	PO	A	E	TC	DP
Third Base	.943	645	487	1186	101	1774	103
Shortstop	1.000	5	6	4	0	10	0
Major League Totals	.943	650	493	1190	101	1784	103

CAREER TRANSACTIONS

- Signed as a non-drafted free agent by Los Angeles on July 7, 1994

DISABLED LIST

- May 28-June 16, 2000 (right hamstring strain).
- March 23-May 11, 2001 (abdominal surgery).

CAREER SINGLE-GAME BESTS

Most Hits: 4 (8 times), last time: July 26, 2002 at SF
Most RBI: 6, July 27, 2000 at COL

Most Home Runs: 2 (twice), last time: July 31, 2002 at CIN
Most Runs Scored: 4, Aug. 14, 2001 vs. MTL

Most Stolen Bases: 3, April 29, 2000 vs. FLA
Most Walks: 3, (3 times), last time: April 29, 2000 vs. FLA

Longest Hitting Streak: 17 games, Aug. 25-Sept. 18, 2001
Career Grand Slams: 2, last time: July 27, 2000 at COL (Kevin Jarvis)



Andrew Brown

BATS/THROWS: Right/Right • HEIGHT/WEIGHT: 6-6/230



OPENING DAY AGE: 22 • BORN: February 17, 1981 in Chardon, OH • M.L. SERVICE: 0.000

RESIDES: Delton, FL • ACQUIRED: Acquired in a four-player trade with Atlanta on January 15, 2002

CAREER SUMMARY: Acquired by Los Angeles with Brian Jordan and Odalis Perez from Atlanta for Gary Sheffield on Jan. 15, 2002...added to the 40-man roster by the Dodgers on Nov. 20, 2002...has held batters to a .215 average over his last two minor league seasons with Single-A Jamestown and Vero Beach...has struck out 245 batters in 233.2 innings of work over four minor league seasons.

2002: Appeared in 25 games for the Single-A Vero Beach Dodgers, going 10-10 with a 4.11 ERA with 129 strikeouts over 127.0 innings...won five of his last seven decisions...the 129 whiffs ranked second in the Florida State League to teammate Joel Hanrahan (139)...held opponents to a .215 batting average for the second consecutive season...pitched 1.0 inning and struck out two in the 2002 Florida State League All-Star Game...was 3-1 with a 2.10 ERA in May...on July 23 at Brevard County, pitched 7.0 shutout innings, allowing one hit and striking out 10...also fanned 10 in 6.0 innings on Aug. 21 vs. Daytona...**2001:** Pitched in 14 games for Single-A Jamestown in the New York-Penn League and earned a trip to the postseason before falling in the semifinals...went 3-4 with a 3.92 ERA and 59 strikeouts over 64.1 innings of work...held opponents to a .215 average...also appeared in two games at first base, committing one error over 25 total chances...batted .000 over 16 games with three walks, a run scored and RBI...**2000:** Did not pitch due to injury...**1999:** Led Gulf Coast League Braves team in games started (11) and strikeouts (57) in 42.1 innings...went 1-1 with a 2.34 ERA while opponents hit .247 (40-for-162)...allowed just two runs over his first 14.0 innings of work (1.29 ERA)...struck out nine in 6.0 innings on July 9 vs. the Marlins and eight in 5.0 innings on Aug. 2 vs. the Mets.

PERSONAL: Andrew Aaron Brown...originally signed by Marco Paddy after being selected by Atlanta in the sixth round of the June 1999 First-Year Player Draft.

ANDREW BROWN'S CAREER PITCHING RECORD

Year	TEAM	W-L	ERA	G	GS	CG	SHO	SV	IP	H	R	ER	HR	HB	BB	SO	WP	BK
1999	GCL Braves	1-1	2.34	11	11	0	0	0	42.1	40	15	11	4	3	16	57	1	4
2000									Injured-Did Not Play									
2001	Jamestown	3-4	3.92	14	12	0	0	0	64.1	50	29	28	5	3	31	59	5	0
2002	Vero Beach	10-10	4.11	25	24	1	1	0	127.0	97	63	58	13	8	62	129	9	3
Minor League Totals - 4 years		14-15	3.74	50	47	1	1	0	233.2	187	107	97	22	14	109	245	15	7

ANDREW BROWN'S CAREER MINOR LEAGUE FIELDING RECORD

POSITION	PCT	G	PO	A	E	TC	DP
First Base	.960	2	23	1	1	25	0
Pitcher	.882	50	14	16	4	24	2
Minor League Totals	.898	52	27	17	5	49	2

CAREER TRANSACTIONS

- Selected by Atlanta in the sixth round of the June 1999 First-Year Player Draft.
- Acquired by Los Angeles with Brian Jordan (OF) and Odalis Perez (LHP) from Atlanta for Gary Sheffield (OF) on Jan. 15, 2002.

DISABLED LIST

- Has not spent time on the disabled list in the Major Leagues.



Kevin Brown




BATS/THROWS: Right/Right • **HEIGHT/WEIGHT:** 6-4/220

OPENING DAY AGE: 38 • **BORN:** March 14, 1965 in McIntyre, GA • **M.L. SERVICE:** 14.051

RESIDES: Macon, GA • **ACQUIRED:** Signed as a free agent on December 12, 1998

CAREER SUMMARY: Ranks fourth among active National League hurlers with 183 wins, behind Greg Maddux (273), Tom Glavine (242) and Randy Johnson (224), while also ranking fourth among active innings pitched leaders with 2,840.0 innings of work, behind Maddux (3,750.1), Glavine (3,344.2) and Johnson (3,008.1)...Brown, who led the NL with a 1.89 ERA in 1996 and 2.58 ERA in 2000, ranks fourth among active NL ERA leaders, behind Maddux (2.83), Jesse Orosco (3.04) and Johnson (3.06) with a 3.22 ERA...a five-time all-star, Brown has worked at least 170 innings in 12 of his 14 full Major League seasons, including eight seasons with at least 200 innings pitched in the last 12 years...has made at least 26 starts in 12 of his 14 full Major League seasons, surpassing 30 starts in eight of his last 12...has a 2.71 ERA (442 ER/1469.2 IP) at home over his career which leads the Major Leagues (at least 1,000 innings pitched)...holds the all-time Florida Marlins record for lowest earned run average (2.30)...made his only pinch-hit appearance in 1990.

2002: Struggled through an injury-plagued season, twice visiting the disabled list and ending up with a 3-4 record and 4.81 ERA in 17 games (10 starts)...was 2-4 with a 4.56 ERA (25 ER/49.1 IP) in his 10 starts and was 1-0 with a 5.65 ERA (9 ER/14.1 IP) in seven relief appearances...he is 44-23 with a 2.97 ERA (218 ER/661.2 IP) in 106 career appearances (98 starts) as a Dodger...pitched in the fewest games and had his fewest innings pitched (63.2 IP) since 1988 with Texas when he was called up in September...the Dodgers scored a total of five runs in his four losses this season and have scored a total of 17 runs in his 14 losses over the past three seasons...was 1-3 with a 4.38 ERA at Dodger Stadium this season, but is 22-10 with a 2.28 ERA in 54 career games pitched at Dodger Stadium...was the Dodgers' Opening Day starter on April 2 vs. San Francisco, his seventh career Opening Day assignment, and suffered a 9-2 loss...allowed a season-high seven runs on nine hits in 4.0 innings...won his next start (400th career start) on April 7 vs. Colorado, pitching 7.0 shutout innings in the Dodgers' 6-4 win...was also 3-for-4 with a double, two RBI and hit his second career home run...injured in his next start, April 13 at San Diego, pitching just 1.1 scoreless innings before leaving with sore elbow...he was diagnosed with having a release of scar tissue (from his Sept. 27, 2001 surgery to repair the flexor muscle) and subsequent swelling...was placed on the 15-day disabled list retroactive to April 14...reinstated on April 30 and started vs. Cincinnati on that day...Mark Bellhorn's solo home run in the fourth and two-out, two-run bloop single in the fifth accounted for both runs he allowed in 5.0 innings of work in the 3-1 loss...allowed three runs in 7.0 innings in his start on May 5 vs. Chicago, but the Dodgers were shut out 3-0...shutout the Marlins on three hits in 7.0 innings, while fanning a season-high 10 batters, in a 3-1 win at Florida on May 11...it was his 24th career start with 10 or more strikeouts...had no decision on May 16 vs. Montreal, allowing the Expos three runs in 6.0 innings in the Dodgers' 4-3 comeback win...experienced posterior elbow pain in his start on May 26 at Arizona and left after 0.2 innings, having allowed four runs, but had no decision in the Dodgers' subsequent 10-9, 10-inning loss...placed on the DL for the second time on May 27 with posterior medial sprain of his right elbow...began experiencing back pain and had surgery to repair a protruding disk on June 11...the surgery was performed by Dr. Robert Watkins at the University of Southern California Medical Center...transferred to the 60-day DL on July 21...reinstated from the DL on Aug. 15 and pitched the next day in relief at New York...pitched 2.0 innings and allowed a run and was the winning pitcher in the Dodgers' 3-2 victory...it was Brown's fourth career relief outing...had no decision in his next outing, allowing three runs in 3.0 innings of relief on Aug. 20 vs. Florida...pitched a career-high 4.0 innings of relief and allowed two runs, while striking out nine Braves, in the Dodgers' 7-5 loss vs. Atlanta on Aug. 25...pitched 2.1 scoreless innings of relief over three appearances from Sept. 2-7, before making his last start of the season...started and lost 5-2 at San Francisco on Sept. 10, allowing five runs on six hits in 5.0 innings...received an epidural injection on Sept. 12 to treat residual soreness in the area of his lower back...was shut down for the rest of the season after the injection...**2001:** Made 20 appearances and 19 starts, going 10-4 with a 2.65 ERA...allowed one earned run or less in 12 of 19 starts...was 4-1 with a 2.06 ERA (10 ER/43.2 IP) in his last eight starts of the season...underwent successful surgery by Dr. Frank Jobe to repair a torn flexor muscle on his right elbow on Sept. 27...his last start of the season came on Sept. 22 vs. Arizona...he went 5.0 innings and gave up just one run on four hits, but did not figure in the decision in the club's 11 inning, 6-5 victory...had no decision in the Dodgers' 6-4 loss vs. San Diego on Sept. 17 despite striking out a season-high 11 batters and allowing one run in 6.0 innings before leaving for a pinch-hitter...pitched 5.0 shutout innings in his first start since returning from the disabled list on Aug. 28 vs. Colorado, but had no decision in the Dodgers' 4-3 loss...surrendered two hits, while walking two and striking out two...defeated the Pirates 4-2 at Pittsburgh on July 15, allowing one run on three hits while striking out four in 5.0 innings...the strikeout of Jack Wilson in the fourth inning was the 2,000th of his career...left the game after five innings and flew back to Los Angeles that night...examined by Dr. Frank Jobe the next day and was diagnosed with a severe sprain of the flexor muscle in his right elbow...on July 6 vs. Seattle, he tossed 5.1 innings and gave up four runs on eight hits in a 13-0 losing effort...it was Brown's fourth loss of the season (Dodgers



were shut out in three of those games and scored just two runs in the other loss)...on June 24 he was reinstated from the 15-day disabled list prior to the game and made just his third career relief appearance (his previous relief outings were July 4, 1998 vs Colorado and May 10, 1994 vs California)...had a 19.0 scoreless inning streak from May 2 (seventh inning) through May 18 (second inning)...batters hit .098 (6-for-61)...had a five-game winning streak from April 14-May 7...posted a 1.35 ERA (5 ER/33.1 IP) in those games...it was his longest winning streak since winning seven-straight July 20-Sept. 4, 1999...his career best winning streak is 11 games from May 26-Aug. 10, 1998 while with San Diego...defeated the Reds 7-3 in Cincinnati on May 2...allowed three runs in 7.0 innings and hit a solo homer in the second inning for his first career home run in 384 career at-bats...placed on the 15-day disabled list on March 31 (retroactive to March 24) with a right Achilles tendon strain...reinstated from the disabled list on April 10...also on the disabled list from June 4 (retro to May 30) to June 23 with cervical radiculopathy...on the disabled list from July 18 (retroactive to July 16) to Aug. 27 with a severe sprain of the flexor muscle of his right elbow...has fanned 10 or more batters in a game 23 times in his career, including May 7 vs. Florida and Sept. 17 vs. San Diego...had a career-high 13 strikeouts in a 2-1 victory vs. S.D. on Sept. 23, 2000...has just five losses in his last 25 outings (12-5) dating back to Aug. 18, 2000...teamed up in 2001 with Dodger sponsor Farmer John to raise over \$25,000 for the Make-A-Wish Foundation...Farmer John donated \$100 in Brown's name for every strikeout he recorded in 2001 (\$10,400) and Kevin and his wife Candace added an extra \$15,000...was 4-2 with a 2.34 ERA (16 ER/61.2 IP) in 10 starts at home this season...had the lowest home ERA in the league in 2000 (7-1, 1.79 ERA) and his 2.00 home ERA (141 ER/635.1 IP) the previous five seasons is the lowest among any Major League pitcher with at least 250.0 innings pitched...**2000:** Led the National League with a 2.58 ERA...posted a 13-6 record with five complete games and one shutout in 33 starts...including last season, the Dodgers have scored a total of 12 runs in his 10 losses, including being shut out five times...held the opposition to three earned runs or less in 28 of his 33 starts and one run or less in 14 of his starts...struck out a career-high 13 batters in a 2-1 complete game victory vs. San Diego on Sept. 23 for his 71st career complete game...pitched three-straight complete games June 5-15, posting a 2-1 record and a 1.29 ERA (4 ER/26.0 IP) in those games...it was the most consecutive complete games by a Dodger pitcher since Carlos Perez had four from Sept. 2-20, 1998...the Dodgers were shut out in three of his six losses and scored a total of 10 runs in the six games...pitched his 17th career shutout on June 15 vs. Arizona, defeating the Diamondbacks 4-0 on four hits while striking out 10...fanned 10 or more batters four times in 2000...went 7-1 with a 1.79 ERA (23 ER/115.2 IP) in 16 starts at Dodger Stadium...was 2-0 with a 2.25 ERA in May and 3-1 with a 2.06 ERA in June...had a 1.98 ERA (9 ER/41.0 IP) in Sept./Oct...was selected to his fifth All-Star Game and pitched 1.0 inning, allowing one run in the game won by the AL, 6-3 on July 11 in Atlanta...he became just the fifth player in history to represent four different teams in an All-Star Game (Rangers, 1992, Marlins, 1996-97 and Padres, 1998)...joins Roberto Alomar, Walker Cooper, Goose Gosage and Lee Smith as the only players to represent four different teams in the Mid-Summer Classic (no one has ever worn five different uniforms in the history of the game)...tied for second in the National League with 14 sacrifice bunts...was on the disabled list from April 9-24 with a fractured right pinky finger suffered while attempting to bunt in the game on April 8 at New York...**1999:** Went 18-9 with a 3.00 ERA in 35 starts in his first season with Los Angeles...the 35 starts tied a career high for the third time in his career (1992 and 1998)...led the Dodgers in most pitching categories, including victories, innings (252.1) and strikeouts (221)...among NL pitchers, ranked fourth in ERA, tied for fourth in victories, tied for first in starts, second in innings and strikeouts, third in opponents' batting average (.222) and fourth in complete games (5)...also ranked seventh in fewest walks per nine innings (2.1) and eighth in strikeouts per nine innings (7.9)...tied for sixth in NL Cy Young Award voting...his 18 wins were the most by a Dodger starter since Ramon Martinez went 20-6 in 1990...also posted most victories by a Dodger starting pitcher acquired via free agency...other Dodger free-agent pitchers in their first year in Los Angeles include Kazuhisa Ishii (14-10 in 2002), Hideo Nomo (13-6 in 1995), Tom Candiotti (11-15 in 1992), Kevin Gross (10-11 in 1991) and Dave Goltz (7-11 in 1980)...lost final start of the season on Sept. 29 at San Francisco, allowing four runs in 6.0 innings...the 5-1 defeat was the first loss in his career at Candlestick/3Com Park...entered the game with a 0.63 ERA (3 ER/43.0 IP), which was the lowest by the opposing pitcher in the 40-year history of the ballpark...loss to Giants also snapped seven-game road winning streak...became Dodgers' fourth Opening Day pitcher in the 1990s, joining Orel Hershiser (1990, 1993-94), Tim Lincecum (1991) and Ramon Martinez (1992, 1995-98)...received no decision in Dodger debut on April 5 vs. Arizona...allowed five earned runs on 10 hits in 5.2 innings vs. Arizona, including home runs by Bernard Gilkey and Jay Bell...it was the only time he allowed 10 or more hits in a home start...was 9-3 with a 1.95 ERA in 16 starts at Dodger Stadium...won first five decisions at home...had a seven-game winning streak from July 20-Sept. 4 which tied Chan Ho Park for team lead...held opponents to two or fewer earned runs in 20 of his last 29 starts and one run in 13 of 29 starts...was 11-4 with a 2.44 ERA (30 ER/110.2 IP) following a Dodger loss...retired 17 consecutive batters between sec-

ond and eighth innings en route to 3-2 victory over Phillies on June 20...pitched only shutout of season Sept. 4 at Chicago...allowed two hits, one walk and struck out eight against Cubs...his seven hit batsmen were the lowest since he hit six batters in strike-shortened 1994 season...committed only one balk...struck out 12 batters in 3-2 loss at Cincinnati on May 25...went 9-3 with 2.41 ERA in 16 starts after All-Star break...**1998:** Led his club to the World Series for the second-consecutive year after posting one of the greatest seasons in Padres' history, winning 18 games and setting a franchise record with a career-best 257 strikeouts...finished third behind Atlanta's Tom Glavine (99) and Padre teammate Trevor Hoffman (88) in Cy Young Award voting with 76 votes, including eight first-place votes, eight second-place votes and 12 third-place votes...his 46 strikeouts in 39.1 innings during the postseason set a Major League record in the playoffs, surpassing Baltimore's Mike Mussina with 41 K's during the playoffs in 1997...his 16 strikeouts in Game 1 of the Division Series on Sept. 29 at Houston was the second-best total in a postseason game in Major League history...St. Louis' Bob Gibson struck out 17 Tigers in Game 1 of the World Series Oct. 2, 1968...was named to his fourth All-Star team and third in a row...retired the only two batters he faced at the Mid Summer Classic at Coors Field...ranked among league leaders in every major pitching category, leading the league in starts, second in ERA, strikeouts and innings (257.0), tied for third in shutouts (3), fourth in strikeouts per nine innings (9.0), tied for fourth in wins and complete games (7), fifth in fewest walks per nine innings (1.7) and seventh in opponents' batting average (.235)...he surrendered three earned runs or less in 31 of 35 starts...29 of his 35 starts (83%) were quality starts...did not suffer a loss between May 26 and Aug. 5, posting a NL season-best 11 consecutive wins...working on three days rest for the first time since 1994 and the only time during the regular season in 1998, he tossed 6.1 shutout innings to earn a 2-0 win in Atlanta on Aug. 20...is 4-4 with a 2.60 ERA (20 ER/69.1 IP) in 10 career starts on three days rest...made the second relief appearance of his career on July 4 vs. Colorado, striking out the side in a perfect pre-All-Star break seventh inning...his first relief outing came May 10, 1994 with Texas vs. California...made 127 consecutive starts between the two relief stints...named NL Pitcher of the Year by *The Sporting News* while also being named righthanded pitcher for the publications NL All-Star team...**1997:** Helped the Marlins to their first World Series championship, posting a 16-8 record and a 2.69 ERA in 33 starts...was named to his second-consecutive NL All-Star team, making his third appearance in the Midsummer Classic at Jacobs Field...ranked among NL leaders in ERA (fifth), strikeouts (sixth with 205), innings pitched (sixth with 237.1), complete games (tied for sixth with six), starts (tied for seventh), victories (eighth), winning percentage (tied for eighth at .667) and strikeouts per nine innings (tied for eighth with 7.8)...tossed his first career no-hitter, the second in Marlins history, in a 9-0 win at San Francisco on June 10...walked none and struck out seven...allowed only one baserunner, hitting Marvin Benard with a pitch with two out in the eighth inning...became the third pitcher in Major League history (George "Hooks" Wiltse for the New York Giants on July 4, 1908 and Lew Burdette for the Milwaukee Braves on Aug. 18, 1960) to fall short of a perfect game by allowing only a hit batsman...named the NL Pitcher of the Week for the week of June 9 after the no-hitter...also threw a one-hitter in a 5-1 win on July 16 vs. Los Angeles to become the first major leaguer to throw a no-hitter and a one-hitter in a single season since Nolan Ryan turned the trick for Texas in 1990...tied Greg Maddux for the Major League lead with an 81.8 percent quality start percentage, completing 6.0 or more innings and allowing three earned runs or less in 27 of his 33 starting assignments...allowed only one hit in 7.0 shutout innings to earn the win in his third career Opening Day start on April 1 vs. Chicago...fanned eight while walking two...**1996:** Signed as a free agent with the Marlins and, in his first NL season, finished second to Atlanta's John Smoltz in Cy Young Award voting...was named first or second on every ballot cast after leading the Majors with a 1.89 ERA, the lowest by a NL pitcher in a non-strike shortened season since Dwight Gooden posted a 1.53 mark for the 1985 Mets...set Marlins' club records with 17 victories, 233.0 innings pitched, five complete games and a Major-League high three shutouts...placed on the 15-day disabled list on May 20 (retroactive to May 13) with a bruised fibula...activated on May 28, and was 15-7 with a 1.76 ERA in 23 starts after his return...threw a scoreless inning at the All-Star Game on July 9 in Philadelphia...recognized as the NL Pitcher of the Month for August, going 5-1 with a 1.71 ERA...notched his 100th career victory Aug. 19 at Chicago...named the third-best pitcher in the NL in *Baseball America's* annual survey of Major League managers...donated \$50 per strikeout (\$7,950) to the Children's Cancer Caring Center...**1995:** In his lone season with the Orioles, finished seventh in the AL with a 3.60 ERA and a .241 opponents' batting average...surrendered only 0.52 homers per 9.0 innings, the second-best ratio in the league...was 5-2 with a 2.63 ERA through June 2, but did not win again until Aug. 26...went 0-6 in 12 starts during the skid...sustained a dislocated right index finger on June 22 vs. Boston while attempting to knock down a line drive off the bat of Troy O'Leary...was on the 15-day disabled list from June 23-July 17...**1994:** Worked at least 7.0 innings in 16 of 25 starts in his final season with the Rangers...allowed three earned runs or less in 16 of his final 20 starts...after 169 starts, made the first relief appearance of his major league career on May 10 vs. California and suffered the loss...allowed three earned runs on three hits and a walk in 2.0 innings...matched his then career high with 10 strikeouts in a complete-game 4-3 win vs. Cleveland on July 5...**1993:** Threw a career-best 12 complete games, second best in the Majors...tied for second in the AL with three shutouts...ranked 10th in the league with 233.0 innings pitched, the third consecutive season in which he topped 200 innings...allowed only 14 home runs (0.54 per 9 innings), the second-best ratio among AL starters...struck out a then career-high 10 hitters in a game twice: April 28 vs. Detroit and July 20 vs. Milwaukee...shared AL Player of the Week honors with Oakland's Mark McGwire for the week of May 3...**1992:** Tied Toronto's Jack Morris for the AL lead with a career-high 21 victories...became only the second 20-game winner in Rangers' club history (Ferguson Jenkins won 25 games in 1974)...led the league with a career-high 265.2 innings pitched...also ranked among league leaders in complete games (tied for second with 11), starts (tied for third with 35), winning percentage (sixth at .656), strikeouts (seventh with 173) and ERA (11th at 3.32)...was the first Texas hurler to start an All-

Star Game...worked a perfect first inning and earned the victory for the AL at San Diego's Jack Murphy Stadium...**1991**: Established then-career highs with 33 starts and 210.2 innings pitched, both team highs...tied for the AL lead with 13 hit batsmen...**1990**: Became the first Texas pitcher to open a season with victories in each of his first five starts...tied for sixth in the AL with two shutouts and tied for eighth with six complete games...was retired in his only career pinch-hitting appearance...**1989**: Finished fifth in AL Rookie of the Year voting, was the Rangers' Rookie of the Year and was named to Baseball Digest's Major League All-Rookie Team...went 12-9 with a 3.35 ERA...led all Major League rookies and tied for ninth in the AL with seven complete games and tied for 15th in ERA...his 12 victories tied a Rangers' rookie record (Edwin Correa, 1986)...**1988**: After winning 12 games at Double-A Tulsa, was promoted to Texas on Sept. 12...authored a six-hit complete game victory at Oakland in his first start on Sept. 14, carrying a shutout into the ninth inning...**1987**: In his only full minor league season, went 1-11 with a 6.49 ERA in 17 starts for Single-A Charlotte, Double-A Tulsa and Triple-A Oklahoma City...his lone win came on April 8 for Tulsa vs. Jackson...lost his final 11 decisions in-a-row...**1986**: At the age of 21, after making only two professional starts (six appearances), was promoted to Texas and allowed two runs over 5.0 innings to beat Oakland in his big league debut on Sept. 5...joined the Rangers' Bobby Witt and the Angels' Jim Abbott as one of only three pitchers in the 1980s to earn his first professional victory in the Major Leagues...made three appearances at Rookie-level Sarasota after being selected in the first round (fourth overall) by the Rangers...promoted to Tulsa on Aug. 21, before being purchased by Texas at the conclusion of the Texas League season.

PERSONAL: James Kevin Brown...enters the fifth season of a seven-year contract through the 2005 season...he and his wife, Candace, have three kids, Ridge, Grayson and Dawson...was a chemical engineering major at Georgia Tech University, where he pitched three seasons and was named First Team All-America by *The Sporting News* in 1986 after setting single-season school records with 11 wins and 122 strikeouts...after walking on to the Yellow Jackets' baseball team as a freshman, left Tech with a school-record 28 victories and 249 strikeouts...graduated from Wilkinson County High School in Irwinton, GA in 1983...played baseball, football and tennis...participated in Little League and American Legion baseball programs...was the Dodgers' nomination for the annual Roberto Clemente "Man of the Year" award in 1999...one month after signing with the Dodgers, he donated \$1 million to the Los Angeles chapter of the Reviving Baseball in Inncities program (R.B.I.) to establish the Kevin Brown RBI Academy of Excellence...the academy helps inner-city youth with baseball skills instructions, SAT preparatory classes, time management seminars, human development courses, retreats, college tours and college scholarships...he and his wife also contributed to four additional charitable programs...at every Sunday home game for the past three seasons, the Browns hosted 50 children from Boys and Girls clubs in the Los Angeles area as part of their Browntown L.A. community program...each boy and girl, in addition to meeting Kevin prior to the game, received a hot dog, soft drink and Dodger promotional items in a "brown" paper bag when they attended the game...the Browns also contributed \$1,000 for each game Kevin won in 2000 to the Covenant House California, Make-A-Wish Foundation and Jenesse Center, totalling \$39,000...overall, the Browns have donated \$22,100 to Make-A-Wish Foundation in 2000 and \$15,000 in both 2001 and 2002...signed by Andy Hancock of Texas.

KEVIN BROWN'S CAREER PITCHING RECORD

YEAR	TEAM	W-L	ERA	G	GS	CG	SHO	SV	IP	H	R	ER	HR	HB	BB	SO	WP	BK
1986	Gulf Coast	0-0	6.00	3	0	0	0	0	6.0	7	4	4	0	0	2	1	0	1
	Tulsa	0-0	4.50	3	2	0	0	0	10.0	9	7	5	0	0	5	10	0	1
	TEXAS	1-0	3.60	1	1	0	0	0	5.0	6	2	2	0	0	0	4	0	0
1987	Tulsa	1-4	7.29	8	8	0	0	0	42.0	53	36	34	3	1	18	26	1	0
	Oklahoma City	0-5	10.73	5	5	0	0	0	24.1	32	32	29	2	4	17	9	1	2
	Charlotte	0-2	2.72	6	6	1	0	0	36.1	33	14	11	1	0	17	21	1	0
1988	Tulsa	12-10	3.51	26	26	5	0	0	174.1	174	94	68	5	10	61	118	13	8
	TEXAS	1-1	4.24	4	4	1	0	0	23.1	33	15	11	2	1	8	12	1	0
1989	TEXAS	12-9	3.35	28	28	7	0	0	191.0	167	81	71	10	4	70	104	7	2
1990	TEXAS	12-10	3.60	26	26	6	2	0	180.0	175	84	72	13	3	60	88	9	2
1991	TEXAS	9-12	4.40	33	33	0	0	0	210.2	233	116	103	17	13	90	96	12	3
1992	TEXAS	21-11	3.32	35	35	11	1	0	265.2	262	117	98	11	10	76	173	8	2
1993	TEXAS	15-12	3.59	34	34	12	3	0	233.0	228	105	93	14	15	74	142	8	1
1994	TEXAS	7-9	4.82	26	25	3	0	0	170.0	218	109	91	18	6	50	123	7	0
1995	BALTIMORE	10-9	3.60	26	26	3	1	0	172.1	155	73	69	10	9	48	117	3	0
1996	FLORIDA	17-11	1.89	32	32	5	3	0	233.0	187	60	49	8	16	33	159	6	1
1997	FLORIDA	16-8	2.69	33	33	6	2	0	237.1	214	77	71	10	14	66	205	7	1
1998	SAN DIEGO	18-7	2.38	36	35	7	3	0	257.0	225	77	68	8	10	49	257	10	0
1999	LOS ANGELES	18-9	3.00	35	35	5	1	0	252.1	210	99	84	19	7	59	221	4	1
2000	LOS ANGELES	13-6	2.58	33	33	5	1	0	230.0	181	76	66	21	9	47	216	4	0
2001	LOS ANGELES	10-4	2.65	20	19	1	0	0	115.2	94	41	34	8	2	38	104	3	1
2002	Las Vegas	1-0	1.86	2	2	0	0	0	9.2	6	2	2	0	0	3	7	1	0
	LOS ANGELES	3-4	4.81	17	10	0	0	0	63.2	68	36	34	9	5	23	58	2	0
Major League Totals - 16 years 183-122		3-22	4.19	409	409	72	17	0	2840.0	2656	1168	1016	178	124	791	2079	91	14
Dodger Totals - 4 years		44-23	2.97	105	97	11	2	0	661.2	553	252	218	57	23	167	599	13	2
Minor League Totals - 4 years		14-21	4.55	53	49	6	0	0	302.2	314	189	153	11	15	123	192	17	12

KEVIN BROWN'S CAREER ALL-STAR GAME PITCHING RECORD

YEAR	TEAM, SITE	W-L	ERA	G	GS	CG	SHO	SV	IP	H	R	ER	HR	HB	BB	SO	WP	BK
1992	TEXAS, at SD	1-0	0.00	1	1	0	0	0	1.0	0	0	0	0	0	0	1	0	0
1996	FLORIDA, at Phi.	0-0	0.00	1	0	0	0	0	1.0	0	0	0	0	0	0	0	0	0
1997	FLORIDA, at Cle.	0-0	0.00	1	0	0	0	0	1.0	1	0	0	0	0	0	0	0	0
1998	SAN DIEGO, at Col.	0-0	0.00	1	0	0	0	0	0.2	0	0	0	0	0	0	1	0	0
2000	LOS ANGELES at Atl.	0-0	9.00	1	0	0	0	0	1.0	1	1	1	0	0	3	0	0	0
All-Star Game Totals		1-0	1.93	5	1	0	0	0	4.2	2	1	1	0	0	3	2	0	0

KEVIN BROWN'S CAREER DIVISION SERIES PITCHING RECORD

YEAR	TEAM VS. OPP.	W-L	ERA	G	GS	CG	SHO	SV	IP	H	R	ER	HR	HB	BB	SO	WP	BK
1997	FLORIDA vs. SF	2-0	4.20	2	2	1	0	0	7.0	4	1	1	1	0	5	0	0	0
1998	SAN DIEGO vs. Hou.	1-0	0.61	2	2	0	0	0	14.2	5	1	1	0	3	7	21	0	0
Division Series Totals		1-0	0.83	3	3	0	0	0	21.2	9	2	2	1	3	7	26	0	0

KEVIN BROWN'S CAREER LEAGUE CHAMPIONSHIP SERIES PITCHING RECORD

YEAR	TEAM VS. OPP.	W-L	ERA	G	GS	CG	SHO	SV	IP	H	R	ER	HR	HB	BB	SO	WP	BK
1997	FLORIDA vs. Atl.	2-0	4.20	2	2	1	0	0	15.0	16	7	7	2	1	5	11	0	0
1998	SAN DIEGO vs. Atl.	1-1	2.61	2	1	1	1	0	10.1	5	3	3	1	0	4	12	1	0
Championship Series Totals		3-1	3.55	4	3	2	1	0	25.1	21	10	10	3	1	9	23	1	0

KEVIN BROWN'S CAREER WORLD SERIES PITCHING RECORD

YEAR	TEAM VS. OPP.	W-L	ERA	G	GS	CG	SHO	SV	IP	H	R	ER	HR	HB	BB	SO	WP	BK
1997	FLORIDA vs. Cle.	0-2	8.18	2	2	0	0	0	11.0	15	10	10	1	0	5	6	0	0
1998	SAN DIEGO vs. NYY	0-1	4.40	2	2	0	0	0	14.1	14	7	7	0	0	6	13	0	0
World Series Totals		0-3	6.04	4	4	0	0	0	25.1	29	17	17	1	0	11	19	0	0

KEVIN BROWN'S CAREER PITCHING BREAKDOWN

2002					CAREER					2002					CAREER						
W-L-S	ERA	G	IP	ER	W-L-S	ERA	G	IP	ER	W-L-S	ERA	G	IP	ER	W-L-S	ERA	G	IP	ER		
0-0-0	18.00	3	2.0	4	Arizona	3-1-0	2.06	15	87.1	20	-	-	-	-	Anaheim	9-8-0	3.75	20	136.2	57	
0-0-0	4.50	1	4.0	2	Atlanta	4-3-0	2.01	13	89.1	20	-	-	-	-	Baltimore	2-7-0	4.50	11	76.0	38	
0-1-0	3.86	1	7.0	3	Chicago	5-3-0	2.54	11	74.1	21	-	-	-	-	Boston	7-6-0	4.17	19	123.0	57	
0-1-0	3.60	1	5.0	2	Cincinnati	7-2-0	1.89	10	71.1	15	-	-	-	-	Chicago	5-6-0	3.59	17	123.0	49	
1-0-0	0.00	1	7.0	0	Colorado	9-5-0	3.06	18	117.2	40	-	-	-	-	Cleveland	7-10-0	4.85	19	130.0	70	
1-0-0	2.70	2	10.0	3	Florida	5-2-0	2.89	9	56.0	18	-	-	-	-	Detroit	9-5-0	3.86	20	133.0	57	
0-0-0	6.75	2	4.0	3	Houston	3-2-0	2.10	11	73.0	17	-	-	-	-	Kansas City	6-7-0	4.20	16	96.1	45	
-	-	-	-	-	Los Angeles	5-2-0	2.14	8	59.0	14	-	-	-	-	Minnesota	8-2-0	3.05	15	106.1	36	
0-0-0	4.26	1	6.1	3	Milwaukee	12-5-0	3.11	23	167.2	58	-	-	-	-	New York	12-3-0	2.50	16	115.0	32	
0-0-0	1.50	1	6.0	1	Montreal	4-4-0	2.43	11	77.2	21	-	-	-	-	Oakland	11-5-0	2.86	19	138.1	44	
1-0-0	4.50	1	2.0	1	New York	3-5-0	3.40	13	76.2	29	-	-	-	-	Seattle	4-6-0	3.78	19	128.2	54	
-	-	-	-	-	Philadelphia	6-5-0	2.69	14	100.1	30	-	-	-	-	Tampa Bay	-	-	-	-	-	
-	-	-	-	-	Pittsburgh	7-4-0	2.52	11	75.0	21	-	-	-	-	Texas	1-1-0	3.51	5	33.1	13	
-	-	-	-	-	St. Louis	6-1-0	2.27	10	71.1	18	-	-	-	-	Toronto	6-5-0	5.06	16	101.1	57	
0-0-0	0.00	1	1.1	0	San Diego	9-4-0	3.02	16	101.1	34	1-3-0	4.38	8	37.0	18	Home	97-54-0	2.71	210	1469.2	442
0-2-0	12.00	2	9.0	12	San Francisco	8-3-0	2.76	14	101.0	31	2-1-0	5.40	9	26.2	16	Road	86-68-0	3.77	209	1370.1	574
1-2-0	4.67	4	17.1	9	March/April	30-19-0	3.29	63	418.0	153	1-1-0	7.82	4	12.2	11	Day	43-31-0	3.64	106	706.1	286
1-1-0	3.67	5	27.0	11	May	33-24-0	3.19	80	553.2	196	2-3-0	4.06	13	51.0	23	Night	140-91-0	3.08	313	2132.2	730
-	-	-	-	-	June	34-21-0	3.25	67	476.1	172	3-4-0	4.81	17	63.2	34	Grass	160-103-0	3.15	364	2471.2	864
-	-	-	-	-	July	27-23-0	3.58	69	470.0	187	-	-	-	-	Turf	23-19-0	3.71	55	368.1	152	
1-0-0	6.75	4	12.0	9	August	29-17-0	3.15	70	465.1	163	2-3-0	4.06	9	44.1	20	Pre-ASG	106-71-0	3.27	233	1594.2	580
0-1-0	6.14	4	7.1	5	Sept./Oct.	30-18-0	2.86	70	456.2	145	1-1-0	6.52	8	19.1	14	Post-ASG	77-51-0	3.15	186	1245.1	436
-	-	-	-	-	-	-	-	-	-	-	2-4-0	4.56	10	49.1	25	Starter	182-121-0	3.20	409	2821.1	1004
-	-	-	-	-	-	-	-	-	-	-	1-0-0	5.65	7	14.1	9	Reliever	1-1-0	5.79	10	18.2	12

KLINGBE

KEVIN BROWN'S CAREER PITCHING BREAKDOWN BY BALLPARK

BALLPARK	W-L-S	ERA	G	IP	ER	BALLPARK	W-L-S	ERA	G	IP	ER
Astrodome	1-2-0	1.13	3	24.0	3	Arlington Stadium	37-22-0	3.06	77	543.1	185
Atlanta Fulton County Stadium	0-2-0	5.27	2	13.2	8	Ballpark in Arlington	5-6-0	4.20	17	115.2	54
Bank One Ballpark	2-1-0	2.15	9	46.0	11	Cleveland Stadium	4-3-0	4.75	8	55.0	29
Busch Stadium	2-1-0	2.36	5	34.1	9	Comerica Park	-	-	-	-	-
Cnergy Field/Riverfront Stadium	3-1-0	1.69	5	37.1	7	Comiskey Park (New)	0-3-0	5.44	7	44.2	27
Coors Field	5-3-0	3.93	8	55.0	24	Comiskey Park (Old)	1-1-0	3.55	2	12.2	5
County Stadium	5-2-0	3.97	10	70.1	31	Edison Intl Field/Anaheim	4-3-0	4.16	10	67.0	31
Dodger Stadium	22-10-0	2.28	54	355.2	90	Exhibition Stadium	0-1-0	10.38	1	4.1	5
Miller Park	0-0-0	4.26	1	6.1	3	Fenway Park	2-4-0	5.59	9	56.1	35
Minute Maid Park/Enron Field	0-0-0	6.30	2	10.0	7	Jacobs Field	0-2-0	4.61	2	13.2	7
Olympic Stadium	3-1-0	2.95	6	39.2	13	Kauffman/Royals Stadium	4-4-0	4.14	10	63.0	29
Pacific Bell Park	1-1-0	6.35	3	17.0	12	Kingdome	2-2-0	3.43	9	60.1	23
PNC Park	1-0-0	1.80	1	5.0	1	Metrodome	5-1-0	3.74	8	55.1	23
Pro Player Stadium	22-9-0	2.26	40	286.2	72	Memorial Stadium	0-2-0	3.52	3	23.0	9
Qualcomm/Jack Murphy Stadium	13-7-0	2.33	26	185.2	48	Network Assoc./Oak. Coliseum	5-3-0	3.03	10	71.1	24
Shea Stadium	2-3-0	5.46	6	31.1	19	Oriole Park at Camden Yards	7-6-0	3.93	16	107.2	47
3Com/Candlestick Park	5-1-0	1.29	6	49.0	7	SAFECO Field	-	-	-	-	-
Three Rivers Stadium	3-1-0	2.89	4	28.0	9	SkyDome	2-3-0	7.32	6	35.2	29
Turner Field	2-1-0	2.14	5	33.2	8	Tiger Stadium	6-3-0	3.46	11	75.1	29
Veterans Stadium	1-3-0	4.36	5	33.0	16	Tropicana Field	-	-	-	-	-
Wrigley Field	2-1-0	2.32	5	31.0	8	Yankee Stadium	4-3-0	3.98	7	43.0	19

KEVIN BROWN'S CAREER FIELDING RECORD

POSITION	PCT	G	PO	A	E	TC	DP
Pitcher	.955	419	361	500	41	902	32

KEVIN BROWN'S CAREER BATTING RECORD

YEAR	TEAM	AVG	G	AB	R	H	2B	3B	HR	RBI	SH	SF	HP	BB	SO	SB	CS	E
1990	TEXAS	.000	27	1	0	0	0	0	0	0	0	0	0	0	0	0	0	3
1996	FLORIDA	.120	34	75	1	9	1	0	0	3	4	0	0	6	28	0	0	1
1997	FLORIDA	.125	33	72	4	9	1	0	0	4	6	0	0	5	25	0	0	1
1998	SAN DIEGO	.207	36	82	4	17	3	0	0	10	7	0	0	4	29	0	0	2
1999	LOS ANGELES	.064	35	78	1	5	0	0	0	3	13	1	0	2	24	0	0	6
2000	LOS ANGELES	.076	33	66	2	5	0	0	0	3	14	0	2	2	29	0	0	4
2001	LOS ANGELES	.083	19	36	2	3	0	0	1	2	2	0	3	2	12	0	0	2
2002	LOS ANGELES	.250	17	20	2	5	1	0	1	2	2	0	0	0	11	0	0	1
Major League Totals - 16 years		.123	422	430	16	53	6	0	2	27	48	1	5	19	158	0	0	41

CAREER TRANSACTIONS

- Selected by Texas in the first round (fourth overall) of the June 1988 First-Year Player Draft.
- Signed as a free agent by Baltimore on April 9, 1995.
- Signed as a free agent by Florida on Dec. 2, 1995.
- Acquired by San Diego on Dec. 15, 1997 for Derrek Lee (INF), Rafael Medina (RHP) and Steve Hoff (LHP).
- Signed as a free agent by Los Angeles on Dec. 12, 1998.

DISABLED LIST

- Aug. 14-29, 1990 (hyperextended right elbow).
- March 27-April 11, 1993, (stress fracture in rib cage).
- June 22-July 17, 1995 (dislocated right index finger).
- May 13-28, 1996 (bruised right leg).
- April 9-24, 2000 (broken right pinky finger).
- March 24-April 10, 2001 (right achilles tendon strain).
- May 30-June 24, 2001 (cervical radiculopathy).
- July 16-Aug. 28, 2001 (severe sprain of the flexor muscle of the right elbow).
- April 14-30, 2002 (release of scar tissue and swelling in right elbow).
- May 27-Aug. 15, 2002 (posterior medial strain of his right elbow).

CAREER SINGLE-GAME BESTS

Low-Hit Complete Game:	0, June 10, 1997 at SF	Most Strikeouts:	13, Sept. 23, 2000 vs. SD
Most Innings Pitched - Starter:	9.0 (70 times), last time: Sept. 23, 2000 vs. SD	Most Walks:	8, May 21, 1989 vs. MIN
Most Innings Pitched - Reliever:	4.0, Aug. 25, 2002 vs. ATL	Longest Winning Streak:	11 games, May 26-Aug. 10, 1998
		Longest Losing Streak:	6 games, June 7-Aug. 16, 1995



Jolbert Cabrera

BATS/THROWS: Right/Right • HEIGHT/WEIGHT: 6-1/195

OPENING DAY AGE: 30 • BORN: December 8, 1972 in Cartagena, Colombia • M.L. SERVICE: 3.060

RESIDES: Cartagena, Colombia • ACQUIRED: Acquired in a two-player trade with Cleveland on July 22, 2002



CAREER SUMMARY: Has appeared in 320 Major League games, playing six different positions...has a .983 fielding percentage with eight errors in 474 total chances while appearing in games at second base, third base, shortstop and all three outfield positions...made his Major League debut with Cleveland on April 12, 1998 vs. Anaheim, replacing Omar Vizquel at shortstop...collected his first Major League hit on May 5, 1999 vs. Seattle, a single off Jeff Fassero, after starting out his big league career 0-for-8...hit his first career Major League home run on Aug. 4, 2000 off Anaheim's Mike Fyhrle.

2002: Acquired from the Cleveland Indians in exchange for left-handed pitcher Lance Caraccioli on July 22...was assigned to Triple-A Las Vegas, where he batted .343 (35-for-102) with eight doubles, a triple, two home runs and 11 RBI over 27 games...was recalled from Las Vegas on Aug. 24...appeared in 10 games with the Dodgers, batting .333 (4-for-12) with a double, RBI and three runs scored...was 1-for-2 as a pinch-hitter during his stint with the Blue Crew...went 1-for-3 with a RBI and run in his first start as a Dodger on Aug. 25 in the club's 7-5 loss vs. Atlanta...batted for reliever Guillermo Mota in the fifth inning during the Dodgers' Sept. 7 contest vs. Houston and connected for his first pinch-hit as a Dodger, a double off starter Carlos Hernandez...made his second start of the season in the club's regular-season finale, going 1-for-4...appeared in games at second base, shortstop, third base and all three outfield positions for Las Vegas...went 4-for-4 with two RBI and two runs at Calgary on Aug. 16 during the 51st 7-6 defeat...batted .357 (10-for-28) vs. left-handed pitchers and .338 (25-for-74) with two homers and nine RBI vs. right-handed pitchers for Las Vegas...appeared in 38 games for the Indians, hitting .111 with seven RBI before being optioned to Triple-A Buffalo on July 12...saw time at six different positions during his time with the Indians, including all the outfield positions, second, third and short...went 2-for-4 with a double, run scored and RBI on May 5 vs. Texas and subsequently recorded his first pair of two-RBI games on May 6 at Baltimore...recorded second two-RBI contest on May 20 at Detroit...was originally recalled from Buffalo on May 2 after spending the first month of the season rehabbing from a gunshot wound to the buttocks suffered during the offseason...was shot in the right buttocks in an attempted car-jacking in his hometown of Cartagena, Colombia on Dec. 21, 2001...bullet was removed on Christmas morning...**2001:** Spent his first full season in the Major Leagues, making starts at six different positions...appeared in a career-high 141 games and registered career-bests in virtually every offensive category, including hits (75), at-bats (287), doubles (16), runs scored (50) and RBI (38)...appeared in 36 games in left field, 35 in center, 18 in right, 27 at third base, 14 at shortstop and 28 at second base...compiled a combined fielding percentage of .973 at six positions (6 errors in 225 total chances)...made 57 starts - starting seven games at short, six at second, 10 at third, one in left, 26 in center and seven in right...in his 57 starts, he hit .269 (58-for-216)...was 2-for-14 (.143) as a pinch-hitter...set a career-high with three runs scored on April 12 at Detroit, going 3-for-5 in the contest...equaled it on July 27 at Detroit...collected a career-high four RBI on May 15 at Texas...also collected three RBI in the Tribe's miracle 12-run comeback on Aug. 5 vs. Seattle...hit first home run in 265th at-bat of the year on Sept. 24 vs. Toronto off Bob Fife...played in 29 games for Zulia in winter ball in Venezuela, batting .287 with 12 doubles and 14 RBI...**2000:** Began the season at Triple-A Buffalo where he hit .338 (25-for-74) with 18 runs scored in 20 games before being recalled on April 30...spent the remainder of the season at the big league level with the Indians...made 35 starts for the Tribe - four at second, two at short, four in left, 21 in center and four in right...overall during his 35 starts, he hit .279 (34-for-122)...he made one error in 149 total chances for a .993 fielding percentage and had three outfield assists...appeared in 62 of Cleveland's 76 second-half games...hit his first career Major League home run on Aug. 4 off Anaheim's Mike Fyhrle...his second career homer came off Minnesota's Eddie Guardado on Sept. 26...collected a career-high five hits on July 29 at Baltimore, going 5-for-5 with a double, run scored and RBI...over the last 57 games of the season he hit .264...collected his first Major League triple on May 4 vs. Toronto and first career RBI on May 5 at Toronto...on the year, he hit .274 (31-for-113) with one homer and nine RBI off right-handers and .210 (13-for-62) with one round-tripper and six RBI off lefties...**1999:** Split the season between Cleveland and Triple-A Buffalo after opening the season on the Major League roster...collected his first Major League hit on May 5 vs. Seattle, a single off Jeff Fassero, after starting out his big league career 0-for-8...appeared in 18 games for the Indians, batting .150 (3-for-20) before being optioned to Triple-A Buffalo on June 9...was also with the Indians from Aug. 7-16, Aug. 24-27 and Sept. 10-end of season...played winter ball with Zulia in the Venezuelan Winter League after the season, hitting .252 with six doubles, five RBI and 12 stolen bases in 37 games...**1998:** Had an outstanding season for the Triple-A Buffalo Bisons, his best as a professional...was selected to appear





CABRERA

in the Triple-A All-Star Game, was named to the International League postseason all-star team and made his Major League debut in April...was assigned to the Buffalo roster to start the season after being invited to Major League camp in Spring Training...did not start the campaign with the Bisons, instead his contract was purchased by the Indians on April 6 when Enrique Wilson went down with torn ligaments in his thumb...made his Major League debut on April 12 vs. Anaheim, replacing Omar Vizquel at shortstop in the fifth inning...outrighted to Buffalo on April 20, where he spent the remainder of the regular season and playoffs...led Buffalo with 48 multi-hit games, 25 stolen bases, 157 hits, 24 doubles, 69 walks and 129 games played...his .318 batting average ranked fifth best in the International League, while his Buffalo franchise-record 157 hits also ranked fifth in the International League...his .318 average was second best among Tribe minor leaguers, as were his 157 hits and 94 runs scored...hit in 21 straight games from June 11-July 2, batting .366 (34-for-93) with 23 runs scored...**1997:** Split his seventh season in the Expos minor league system between Double-A Harrisburg and Triple-A Ottawa...began the season at Harrisburg and was promoted to Ottawa on June 5...made only seven errors in 185 total chances (.962 fielding percentage) at three different positions, second base, shortstop and left field for the Lynx...stole 15 bases in 20 attempts (75 percent) for Ottawa...over all on the season, he stole 20 bases in 29 attempts...**1996:** Hit 240 (85-for-354) with a career-high three homers at Double-A Harrisburg of the Eastern League...in 107 games and stole 10 bases in 15 attempts, which tied him for second on the team...appeared in 102 games at shortstop, one at third and three in the outfield...**1995:** Split the season between Single-A West Palm Beach of the Florida State League and Double-A Harrisburg...hit a combined .286 at the two stops with a home run and 26 RBI in 112 games with 22 steals...amassed a career-best with 25 doubles and 66 runs scored...his .286 batting average was eighth best in the Expos minor league system...led the Palm Beach club in runs (62), doubles (23) and steals (19)...**1994:** Made three stops on the season, including a co-op at San Bernardino of the California League...was tied for fourth among Expos minor leaguers by being hit by a pitch nine times...**1993:** Spent the season with the Single-A Burlington Bees of the Midwest League and was selected to participate in the Midwest League All-Star Game...finished third in the minor leagues in at bats and led all minor league shortstops in putouts with 173...ranked fourth among Expos base stealers with 31...led the club in games (128), hits (129), RBI (38) and steals...stole 31 bases in 42 attempts...**1992:** Batted .228 with 23 RBI and 22 stolen bases in 118 games for Albany...had best month of the season in June when he batted .276 with a double and triple...participated in instructional league...**1991:** Batted .204 with one home run and 20 RBI in 101 games with Single-A Sumter...hit first professional home run vs. Charleston-SC on June 28...**1990:** Appeared in 29 games with with Montreal's Dominican Summer League team, batting .313 (36-for-115) with 12 RBI and 10 stolen bases.

PERSONAL: Jolbert Alexis Cabrera...he and his wife, Delbys, have two daughters, Alexandria (8) and Ashlyn (4)...attended Confenalco High School in Cartagena, Colombia, where he played basketball and also ran track...his brother, Orlando, is the everyday shortstop for the Montreal Expos and won a Rawlings Gold Glove Award in 2001...was originally signed as a non-drafted free agent by Montreal scout Levy Ochoa on July 3, 1990.

JOLBERT CABRERA'S CAREER BATTING RECORD

YEAR	TEAM	AVG	G	AB	R	H	2B	3B	HR	RBI	SH	SF	HP	BB	SO	SB	CS	E
1990	DSL Expos	.313	29	115	31	36	3	2	0	12	-	-	-	14	10	10	14	-
1991	Sumter	.204	101	324	33	66	4	0	1	20	4	2	4	19	62	10	11	28
1992	Albany	.228	118	377	44	86	9	2	0	23	6	0	1	34	77	22	11	35
1993	Burlington	.254	128	507	62	129	24	2	0	38	11	4	7	39	93	31	11	36
1994	West Palm Beach	.203	83	266	32	54	4	0	0	13	4	0	8	14	48	7	10	26
	San Bernardino	.248	30	109	14	27	5	1	0	11	4	2	0	14	24	2	2	7
	Harrisburg	.000	3	2	0	0	0	0	0	0	0	0	0	0	1	0	0	0
1995	West Palm Beach	.286	103	357	62	102	23	2	1	25	6	4	8	38	61	19	12	29
	Harrisburg	.286	9	35	4	10	2	0	0	1	2	0	0	1	3	3	1	2
1996	Harrisburg	.240	107	354	40	85	18	2	3	29	5	4	1	23	63	10	5	25
1997	Harrisburg	.251	48	171	28	43	9	0	2	11	3	0	1	28	28	5	4	9
	Ottawa	.283	68	191	28	54	10	4	0	12	4	1	0	11	31	15	5	7
1998	Buffalo	.318	129	494	94	157	24	1	10	45	8	2	13	68	71	25	15	27
	CLEVELAND	.000	1	2	0	0	0	0	0	0	0	0	0	0	1	0	0	0
1999	Buffalo	.265	71	279	44	74	13	4	0	27	7	5	2	26	43	20	4	6
	CLEVELAND	.189	30	37	6	7	1	0	0	0	0	0	1	1	8	3	0	1
2000	Buffalo	.338	20	74	18	25	6	1	3	11	1	1	1	5	8	2	1	0
	CLEVELAND	.251	100	175	27	44	3	1	2	15	1	1	2	8	15	6	4	1
2001	CLEVELAND	.261	141	287	50	75	16	3	1	38	1	2	6	16	41	10	4	6
2002	Buffalo	.286	23	91	16	26	5	0	0	7	2	1	1	9	10	4	2	0
	CLEVELAND	.111	38	72	5	8	1	0	0	7	0	1	1	5	13	1	1	0
	Las Vegas	.343	27	102	22	35	8	1	2	11	0	3	1	14	18	2	3	2
	LOS ANGELES	.333	10	12	3	4	1	0	0	1	1	0	0	2	2	0	0	0
Major League Totals - 5 years		.236	320	585	91	138	22	4	3	61	3	4	10	32	80	20	9	8
Dodger Totals - 1 year		.333	10	12	3	4	1	0	0	1	1	0	0	2	2	0	0	0
Minor League Totals - 11 years		.261	1068	3733	541	973	164	20	22	284	67	29	48	343	641	177	97	239

JOLBERT CABRERA'S CAREER DIVISION SERIES BATTING RECORD

Year	TEAM VS. OPP.	AVG	G	AB	R	H	2B	3B	HR	RBI	SH	SF	HP	BB	SO	SB	CS	E
2001	CLEVELAND vs. Sea.	1.000	2	1	1	1	0	0	0	1	0	0	1	0	0	0	0	0
Division Series Totals		1.000	2	1	1	1	0	0	0	1	0	0	1	0	0	0	0	0

JOLBERT CABRERA'S CAREER BATTING BREAKDOWN

2002				CAREER				2002				CAREER								
AVG	AB	H	RBI	TEAM	AVG	AB	H	HR	RBI	AVG	AB	H	HR	RBI	TEAM	AVG	AB	H	HR	RBI
.000	5	0	0	Arizona	.000	5	0	0	0	-	-	-	-	-	Anaheim	.240	25	6	1	4
.333	3	1	0	Atlanta	.333	3	1	0	1	.063	16	1	0	2	Baltimore	.237	38	9	0	4
-	-	-	-	Chicago	-	-	-	-	-	.000	5	0	0	0	Boston	.250	24	6	0	2
-	-	-	-	Cincinnati	.308	13	4	0	1	.000	1	0	0	0	Chicago	.213	47	10	0	5
.250	4	1	0	Colorado	.250	4	1	0	1	-	-	-	-	Cleveland	-	-	-	-	-	
.000	1	0	0	Florida	.000	1	0	0	0	.083	12	1	0	2	Detroit	.293	92	27	0	9
1.000	1	1	0	Houston	.333	9	3	0	0	.154	13	2	0	0	Kansas City	.239	46	11	0	2
-	-	-	-	Los Angeles	-	-	-	-	-	-	-	-	-	Minnesota	.293	58	17	1	6	
-	-	-	-	Milwaukee	.167	6	1	0	0	.500	2	1	0	1	New York	.182	33	6	0	3
.000	5	0	0	Montreal	.000	5	0	0	0	-	-	-	-	Oakland	.143	28	4	0	3	
-	-	-	-	New York	-	-	-	-	-	-	-	-	-	Seattle	.333	18	6	0	5	
-	-	-	-	Philadelphia	-	-	-	-	-	-	-	-	-	Tampa Bay	.308	13	4	0	1	
-	-	-	-	Pittsburgh	.000	5	0	0	1	.182	11	2	0	1	Texas	.222	45	10	0	7
-	-	-	-	St. Louis	.000	13	0	0	1	-	-	-	-	Toronto	.204	49	10	1	5	
.400	5	2	0	San Diego	.400	5	2	0	0	.190	42	8	0	2	Home	.238	265	63	3	28
-	-	-	-	San Francisco	-	-	-	-	-	.095	42	4	0	6	Road	.234	320	75	0	33
-	-	-	-	March/April	.255	55	14	0	4	.280	25	7	0	2	Day	.240	204	49	0	18
.113	53	6	0	May	.250	164	41	0	18	.085	59	5	0	6	Night	.234	381	89	3	43
.059	17	1	0	June	.139	79	11	0	4	.152	79	12	0	8	Grass	.229	494	113	3	54
.500	2	1	0	July	.315	111	35	0	13	.000	5	0	0	0	Turf	.275	91	25	0	7
.333	3	1	0	August	.221	86	19	1	14	.111	72	8	0	7	Pre-ASG	.222	320	71	0	29
.333	9	3	0	Sept./Oct.	.200	90	18	2	8	.333	12	4	0	1	Post-ASG	.253	265	67	3	32
.143	7	1	0	Pinch-Hitting	.121	33	4	0	2	.256	39	10	0	5	vs. LHP	.237	236	56	1	28
.000	1	0	0	DH	.000	2	0	0	0	.044	45	2	0	3	vs. RHP	.235	349	82	2	33

JOLBERT CABRERA'S CAREER HITTING BREAKDOWN BY BALLPARK

BALLPARK	AVG.	AB	H	HR	RBI	BALLPARK	AVG.	AB	H	HR	RBI
Bank One Ballpark	.000	2	0	0	0	Ballpark in Arlington	.211	19	4	0	5
Busch Stadium	.000	3	0	0	0	Comerica Park	.267	45	12	0	3
Cinergy Field/Riverfront Stadium	.500	6	3	0	0	Comiskey Park (new)	.182	33	6	0	4
Coors Field	.250	4	1	0	1	Edison Int'l Field/Anaheim	.300	10	3	0	1
County Stadium	.000	0	0	0	0	Fenway Park	.167	12	2	0	1
Dodger Stadium	.444	9	4	0	1	Jacobs Field	.230	256	59	3	27
Miller Park	-	-	-	-	-	Kauffman/Royals Stadium	.136	22	3	0	1
Minute Maid Park/Enron Field	.286	7	2	0	0	Metrodome	.357	42	15	0	3
Olympic Stadium	.000	5	0	0	0	Network Assoc./Oak. Coliseum	.067	15	1	0	2
Pacific Bell Park	-	-	-	-	-	Oriole Park at Camden Yards	.308	26	8	0	4
PNC Park	.000	3	0	0	1	SAFECO Field	.500	4	2	0	1
Pro Player Stadium	.000	1	0	0	0	SkyDome	.200	35	7	0	3
Qualcomm/Jack Murphy Stadium	-	-	-	-	-	Tiger Stadium	.000	1	0	0	0
Shea Stadium	-	-	-	-	-	Tropicana Field	.333	6	2	0	1
Turner Field	-	-	-	-	-	Yankee Stadium	.211	19	4	0	2
Veterans Stadium	-	-	-	-	-						
Wrigley Field	-	-	-	-	-						

JOLBERT CABRERA'S CAREER FIELDING RECORD

POSITION	PCT	G	PO	A	E	TC	DP
Second Base	.991	57	42	68	1	111	15
Third Base	.974	30	11	27	1	39	3
Shortstop	.971	23	20	47	2	69	6
Outfield	.984	211	247	4	4	255	2
Major League Totals	.983	321	320	146	8	474	26

CAREER TRANSACTIONS

- Signed as a non-drafted free agent by Montreal on July 3, 1990.
- Signed as a free agent by Cleveland on Jan. 19, 1998.
- Acquired by Los Angeles from Cleveland for Lance Caraccoli (LHP) on July 22, 2002.

DISABLED LIST

- Has not spent time on the disabled list in the Major Leagues.

CAREER SINGLE-GAME BESTS

Most Hits:	5, July 29, 2000 at BAL	Most Stolen Bases:	2 (3 times), last time: Oct. 7, 2001 at TOR
Most RBI:	4, May 15, 2001 vs. TEX	Most Walks:	2 (3 times), last time: June 16, 2002 at COL
Most Home Runs:	1 (3 times), last time: Sept. 24, 2001 vs. TOR	Longest Hitting Streak:	6 games, July 19-25, 2000
Most Runs Scored:	3 (twice), last time: July 27, 2001 at DET	Grand Slams:	None



Giovanni Carrara

BATS/THROWS: Right/Right • HEIGHT/WEIGHT: 6-2/238



OPENING DAY AGE: 35 • BORN: March 4, 1968 in Anzuategui, Venezuela • M.L. SERVICE: 3.034
RESIDES: Anzuategui, Venezuela • ACQUIRED: Signed a minor-league contract on January 4, 2001

CAREER SUMMARY: Has pitched for four Major League organizations and also in Japan in 11 professional seasons before joining the Dodgers in 2001...previously pitched in the big leagues for Toronto (1995-96), Cincinnati (1996-97) and Colorado (2000)...has a 12-4 record and a 3.22 ERA in two seasons with Los Angeles...made his Major League debut with the Blue Jays on July 29, 1995 vs. Oakland and was credited with the win...earned his first career save on April 20, 2002 vs. San Diego, recording the final out with two men on base...compiled a 86-57 record in parts of 11 minor league seasons.

2002: Despite missing three weeks with a strained right forearm, established new career highs in appearances (63, including one start) and innings pitched (90.2) as he was once again a workhorse out of the bullpen...compiled a 6-3 record, one save and a 3.28 ERA...as a reliever, his ERA was 3.26 in 62 games...ranked sixth among National League relievers with 85.2 innings pitched...had a 3-1 record with his first career save and a 2.70 ERA (14 ER/46.2 IP) at Dodger Stadium...was 1-1 with a 1.67 ERA (7 ER/37.2 IP) against National League West rivals Arizona, San Diego and San Francisco...posted a 2.65 ERA in 13 April outings, yielding five earned runs, 14 hits and three walks in 17.0 innings...on April 12 at San Diego, retired all six batters he faced, striking out two, to combine with Kazuhisa Ishii and Eric Gagne on a shutout...April 20 vs. San Diego, recorded final out with two men on base to record his first Major League save...in eight appearances from April 10-24, allowed no runs in 9.1 innings...retired the side in order in the 14th inning on May 2 vs. Cincinnati to pick up his first win of the season...on May 7 at Atlanta, pitched a career-high 5.0 innings of relief, giving up no runs, two hits and a walk to earn the decision in the Dodgers' 6-5 16-inning victory...on May 13 vs. New York, was credited with the win after hurling 2.0 shutout innings...was 2-0 with a 2.92 ERA in 12 June outings, covering 12.1 innings...in 16 appearances from June 14-July 19, was 2-0 with a 1.21 ERA, allowing three earned runs, 12 hits and three walks in 22.1 innings...on June 16 vs. Anaheim, recorded the victory by tossing 2.0 scoreless innings...on June 28 at Anaheim, tossed 1.2 hitless and scoreless innings to pick up the win...on July 2 at Arizona, hurled 3.0 innings of one-hit relief as part of a combined shutout with Omar Daal and Guillermo Mota...retired 19 straight batters from July 13-21...placed on 15-day disabled list on Aug. 15 due to a strained muscle in his right forearm...during September, posted a 2.14 ERA, allowing five earned runs and striking out 18 in 21.0 innings over nine games...on Sept. 10 at San Francisco, struck out three in 1.2 scoreless innings...on Sept. 25 vs. Colorado, made his only start of the season and his first since Aug. 15, 2001 vs. Montreal, going 5.0 innings and allowing just two earned runs on four hits and a walk with five strikeouts in an eventual 3-2 Dodger victory...

2001: A non-roster invitee in spring training, he started the season at Triple-A Las Vegas, but his contract was purchased by the Dodgers on May 8 and he turned out to be a valuable and versatile member of the pitching staff...made 47 appearances, including three starts, and won a career-high six games, going 6-1 with a 3.16 ERA...his six-game winning streak was the longest of the season for a Dodger hurler...in his three starts, was 1-1 with a 2.25 ERA in 16.0 innings...as a reliever, pitched in 44 games, covering 69.1 innings, and compiled a 5-0 record and 3.38 ERA with 60 strikeouts and 19 walks...made six starts for Las Vegas and was 1-2 with a 3.10 ERA and 35 strikeouts in 29.0 innings of work...made Dodger debut on May 8 vs. Florida and hurled three scoreless and hitless innings of relief, striking out two...duplicated those numbers in his next appearance on May 18 at New York...tossed a hitless and scoreless inning with two strikeouts on May 20 at New York...did not allow a batter to reach base safely via a hit or walk in first 7.2 innings of relief...pitched eight scoreless innings before giving up a run...collected his first big-league hit, a bunt single, on June 3 at Houston to help ignite a Dodger rally in a 9-8 10-inning comeback triumph...in his first start on June 8 vs. Anaheim, was a hardluck loser as he gave up just one earned run, four hits and no walks with three strikeouts in five innings of a 1-0 setback...it was his first big league start since Aug. 26, 1997 when he took the hill for Cincinnati at Colorado...made second start on June 13 vs. Texas and yielded just two earned runs on three hits and three walks in five innings, matching a career-high with six strikeouts and receiving a no-decision in an eventual 5-3 Dodger triumph...June 28 at San Diego, pitched one inning of relief, allowing one run on two hits, in a 7-4 triumph to be credited with his first Major League win since Aug. 23, 1996 at Florida (while with Cincinnati)...in 10 relief appearances from July 13-Aug. 8, was 1-0 with a 1.23 ERA in 14.2 innings, allowing 11 hits and no walks with 10 strikeouts...pitched 2.2 scoreless frames, allowing two hits, to pick up



the win on Aug. 8 at Pittsburgh...went 15.2 innings without issuing a walk from July 6-Aug. 11...made his third start on Aug. 15 vs. Montreal and earned his third win, going 6.0 innings, allowing just one earned run, four hits and a walk...improved to 4-1 on Aug. 21 at Florida, pitching 2.0 shutout innings, giving up a hit and striking out three...on Sept. 20 vs. Arizona, hurled 3.0 scoreless innings and matched season-high for a Dodger reliever with five strikeouts...threw two scoreless and hitless innings to record his fifth victory on Oct. 2 at San Diego...following the season, pitched impressively for the first-place Lara Cardenales in the Venezuelan Winter League...in 26 regular-season games for Lara, compiled a 1.32 ERA and league-leading 15 saves, allowing just 18 hits and two walks while striking out 21 batters in 27.1 innings...during the Venezuela Winter League's 16-game round-robin postseason tournament, he appeared in 10 games and was 1-0 with a 1.46 ERA and six saves, which tied for first in the tourney...**2000**: Split the season between the Colorado Rockies and Triple-A Colorado Springs...on April 30 vs. New York Mets, made first Major League appearance since Aug. 26, 1997 while with Cincinnati...was 7-2 with a 3.26 ERA in 18 games for Colorado Springs, striking out 89 batters in 96.2 innings...went 6-0 with a 2.15 ERA in eight games between April 13-May 23...struck out two batters in pitching a scoreless third inning of the Triple-A All-Star Game as the Pacific Coast League defeated the International League, 8-2 on July 12 in Rochester...pitched two games during the Caribbean World Series, going 0-0 with a 2.25 ERA in eight innings after posting an unblemished 4-0 regular-season record with a 2.88 ERA in the Venezuelan Winter League...**1999**: Pitched the entire season at Triple-A Indianapolis in the Cincinnati organization, where he won 12 games to rank third in the International League...his 3.47 ERA tied for lowest in the league...**1998**: Pitched in Japan, appearing in 33 games for the Seibu Lions, who won the Pacific League championship...**1997**: Appeared in two games, both starts, for Cincinnati...combined for a 16-7 mark and 153 strikeouts in 167.1 innings between Triple-A Rochester (4-2) in the Baltimore organization and Triple-A Indianapolis (12-5)...**1996**: A member of the Toronto Blue Jays' Opening Day roster...optioned to Triple-A Syracuse on May 12...designated for assignment on June 28 and was signed by Cincinnati on July 3 and then assigned to Triple-A Indianapolis...earned consecutive International League Pitcher of the Week awards the last two weeks of July...made his National League debut at Colorado on Aug. 17...posted first NL win Aug. 23 at Florida, hurling seven innings and allowing three earned runs and striking out six...**1995**: Earned the Toronto organization's Pitcher of the Month honors for May, when he was 2-1 with a 2.65 ERA in six starts for Triple-A Syracuse...recalled on July 29 and made his big-league debut that day vs. Oakland, notching the victory after pitching 5.0 innings and allowing five earned runs with two strikeouts...tossed the only complete game of his career on Aug. 14 vs. Texas in a losing cause...**1994**: At Double-A Knoxville, ranked among Southern League leaders in wins (13) and starts (26) and led all pitchers in fielding percentage (1.000, 46 total chances)...topped the Knoxville staff in wins, starts, innings pitched (164.0) and strikeouts (164)...during June, posted a 3-2 record with a 2.95 ERA in six starts...**1993**: In Single-A Dunedin's starting rotation, struck out 108 batters in 140.2 innings...**1992**: Split the year between Single-A Dunedin and Single-A Myrtle Beach...while with Myrtle Beach, was 11-7 with 100 strikeouts in 100.1 innings, helping the Blue Jays capture the South Atlantic League title...won his first five games with Myrtle Beach and was 11-3 through July 24...finished fifth among Blue Jay farmhands with a combined 116 strikeouts...**1991**: With Single-A St. Catharines, tied for the New York-Penn League lead with two shutouts and finished fourth in ERA (1.71)...led starters in fewest baserunners per nine innings (9.67) and was third in walks per nine innings (1.91)...posted a season-high 11 strikeouts vs. Welland on Aug. 26...**1990**: Signed as a non-drafted free agent by the Toronto Blue Jays, and was assigned to Santo Domingo in the Dominican League...finished 8-2 with a 2.64 ERA and four complete games.

PERSONAL: Giovanni Jimenez Carrara...married to Dorien...signed by Epy Guerrero of Toronto...supports the Manny Mota Foundation and participates in community baseball clinics.

GIOVANNI CARRARA'S CAREER PITCHING RECORD

YEAR	TEAM	W-L	ERA	G	GS	CG	SHO	SV	IP	H	R	ER	HR	HB	BB	SO	WP	BK
1990	DSL Blue Jays	8-2	2.64	15	14	4	0	0	85.2	88	31	25	0	3	28	55	3	2
1991	St. Catharines	5-2	1.71	15	13	2	2	0	89.2	66	26	17	5	8	21	83	4	2
1992	Dunedin	0-1	4.63	5	4	0	0	0	23.1	22	13	12	1	2	11	16	4	0
	Myrtle Beach	11-7	3.14	22	16	1	1	0	100.1	86	40	35	12	4	36	100	9	3
1993	Dunedin	6-11	3.45	27	24	1	0	0	140.2	136	69	54	14	4	59	108	10	0
1994	Knoxville	13-7	3.89	26	26	1	0	0	164.1	158	85	71	16	7	59	96	9	0
1995	Syracuse	7-7	3.96	21	21	0	0	0	131.2	116	72	58	11	4	56	81	3	0
	TORONTO	2-4	7.21	12	7	1	0	0	48.2	64	46	39	10	1	25	27	1	0
1996	Syracuse	4-4	3.58	9	6	1	0	0	37.2	37	16	15	2	0	12	28	1	0
	Indianapolis	4-0	0.76	9	6	1	1	1	47.2	25	6	4	2	3	9	45	0	1
	TORONTO	0-1	11.40	11	0	0	0	0	15.0	23	19	19	5	0	12	10	1	0
	CINCINNATI	1-0	5.87	8	5	0	0	0	23.0	31	17	15	6	2	13	13	0	0
1997	Rochester	4-2	4.44	8	8	1	0	0	46.2	45	23	23	4	2	16	48	1	0
	Indianapolis	12-5	3.51	19	18	2	0	0	120.2	111	50	47	12	3	51	105	1	1
	CINCINNATI	0-1	7.84	2	2	0	0	0	10.1	14	9	9	4	0	6	5	0	0
1998	Seibu	7-2	4.91	33	0	0	0	1	73.0	68	44	40	8	4	40	50	--	--
1999	Indianapolis	12-7	3.47	39	21	2	1	0	158.0	144	68	61	20	7	58	114	3	1
2000	Colorado Springs	7-2	3.26	18	15	0	0	0	96.2	89	39	35	8	5	30	89	4	0
	COLORADO	0-1	12.83	8	0	0	0	0	13.1	21	19	19	5	1	11	15	0	0
2001	Las Vegas	1-2	3.10	6	6	0	0	0	29.0	27	10	10	5	3	9	35	0	1
	LOS ANGELES	6-1	3.16	47	3	0	0	0	85.1	73	30	30	12	1	24	70	0	0
2002	LOS ANGELES	6-3	3.28	63	1	0	0	1	90.2	83	34	33	14	6	32	56	1	0
Major League Totals - 6 years		15-11	5.15	151	18	1	0	1	286.1	309	174	164	56	11	123	196	3	0
Dodger Totals - 2 years		12-4	3.22	110	4	0	0	1	176.0	156	64	63	26	7	56	126	1	0
Minor League Totals - 10 years		86-57	3.35	224	184	12	5	1	1186.1	1062	517	442	112	52	427	948	49	9



CARRARA

GIOVANNI CARRARA'S CAREER PITCHING BREAKDOWN

2002					CAREER					2002					CAREER						
W-L-S	ERA	G	IP	ER	W-L-S	ERA	G	IP	ER	W-L-S	ERA	G	IP	ER	W-L-S	ERA	G	IP	ER		
0-0-0	3.18	9	11.1	4	Arizona	0-0-0	3.86	13	16.1	7	2-0-0	0.00	3	5.2	0	Anaheim	2-1-0	1.42	5	12.2	2
1-0-0	0.00	1	5.0	0	Atlanta	1-0-0	4.82	4	9.1	5	0-0-0	0.00	2	1.0	0	Baltimore	0-0-0	2.00	4	9.0	2
0-0-0	18.00	2	1.0	2	Chicago	0-0-0	16.20	3	1.2	3	0-0-0	5.40	2	1.2	1	Boston	0-1-0	11.25	5	4.0	5
1-0-0	2.25	4	8.0	2	Cincinnati	1-0-0	2.19	7	12.1	3	-	-	-	-	-	Chicago	0-0-0	7.36	1	3.2	3
0-0-0	4.76	7	11.1	6	Colorado	0-0-0	5.66	16	35.0	22	-	-	-	-	-	Cleveland	0-2-0	13.50	4	10.0	15
0-1-0	-	1	0.0	1	Florida	2-1-0	2.63	5	13.2	4	-	-	-	-	-	Detroit	0-0-0	15.00	2	3.0	5
0-0-0	9.00	1	2.0	2	Houston	0-0-0	3.38	3	5.1	2	-	-	-	-	-	Kansas City	0-1-0	16.88	1	5.1	10
-	-	-	-	-	Los Angeles	0-1-0	10.80	4	6.2	8	-	-	-	-	-	Minnesota	-	-	-	-	-
0-1-0	27.00	2	1.2	5	Milwaukee	1-1-0	5.17	8	15.2	9	-	-	-	-	-	New York	0-0-0	9.00	1	1.0	1
0-0-0	0.00	1	2.0	0	Montreal	1-0-0	1.13	2	8.0	1	-	-	-	-	-	Oakland	1-0-0	5.00	5	9.0	5
1-0-0	3.00	2	3.0	1	New York	1-0-0	5.73	6	11.0	7	-	-	-	-	-	Seattle	0-0-0	6.75	3	8.0	6
0-0-0	13.50	2	1.1	2	Philadelphia	0-0-0	8.10	3	3.1	3	0-0-0	27.00	1	0.2	2	Tampa Bay	0-0-0	27.00	1	0.2	2
0-0-0	0.00	2	2.1	0	Pittsburgh	1-0-0	0.00	3	5.0	0	-	-	-	-	-	Texas	0-1-0	4.85	2	13.0	7
0-0-0	3.00	4	6.0	2	St. Louis	0-0-0	1.38	7	13.0	2	0-0-0	0.00	1	0.1	0	Toronto	0-0-0	0.00	1	0.1	0
1-0-1	0.00	7	9.0	0	San Diego	3-0-1	3.54	16	20.1	8	3-1-1	2.70	29	46.2	14	Home	6-7-1	6.07	75	148.1	100
0-1-0	1.56	9	17.1	3	San Francisco	1-2-0	5.10	16	30.0	17	3-2-0	3.89	34	44.0	19	Road	9-4-0	4.17	76	138.0	64
0-0-1	2.65	13	17.0	5	March/April	0-0-1	6.82	21	31.2	24	1-0-0	3.32	17	19.0	7	Day	4-1-0	6.50	49	80.1	58
3-2-0	6.19	12	16.0	11	May	3-3-0	5.08	21	28.1	16	5-3-1	3.27	46	71.2	26	Night	11-10-1	4.63	102	206.0	106
2-0-0	2.92	12	12.1	4	June	3-1-0	3.58	23	32.2	13	6-3-1	3.11	61	89.2	31	Grass	13-7-1	4.09	128	235.1	107
1-1-0	2.61	14	20.2	6	July	2-2-0	4.79	26	41.1	22	0-0-0	18.00	2	1.0	2	Turf	2-4-0	10.06	23	51.0	57
0-0-0	4.91	3	3.2	2	August	4-5-0	5.72	27	91.1	58	5-2-1	3.78	41	52.1	22	Pre-ASG	6-4-1	5.08	71	102.2	58
0-0-0	2.14	9	21.0	5	Sept./Oct.	3-0-0	4.57	33	61.0	31	1-1-0	2.58	22	38.1	11	Post-ASG	9-7-0	5.19	80	183.2	106
-	-	-	-	-	-	-	-	-	-	-	0-0-0	3.60	1	5.0	2	Starter	3-6-0	6.42	18	88.1	63
-	-	-	-	-	-	-	-	-	-	-	6-3-1	3.26	62	85.2	31	Reliever	12-5-1	4.59	133	198.0	101

GIOVANNI CARRARA'S CAREER PITCHING BREAKDOWN BY BALLPARK

BALLPARK	W-L-S	ERA	G	IP	ER	BALLPARK	W-L-S	ERA	G	IP	ER
Atlanta-Fulton County Stadium	0-0-0	0-00	1	1.0	0	Ballpark in Arlington	0-1-0	5.63	1	8.0	5
Bank One Ballpark	0-0-0	4.50	8	10.0	5	Cashman Field-Las Vegas	0-0-0	0.00	1	1.0	0
Busch Stadium	0-0-0	3.00	4	6.0	2	Comiskey Park (new)	0-0-0	7.36	1	3.2	3
Cinergy Field/Riverfront Stadium	0-1-0	7.56	6	16.2	14	Edison Int'l Field/Anaheim	1-0-0	2.45	2	3.2	1
Coors Field	0-1-0	10.22	13	24.2	28	Fenway Park	0-0-0	6.75	1	1.1	1
County Stadium	0-0-0	3.24	2	8.1	3	Jacobs Field	0-1-0	16.20	1	1.2	3
Dodger Stadium	4-2-1	2.87	54	100.1	32	Kauffman/Royals Stadium	-	-	-	-	-
Miller Park	0-1-0	67.50	2	0.2	5	Kingdome	0-0-0	2.25	1	4.0	1
Minute Maid Park/Enron Field	0-0-0	0.00	2	3.1	0	Metrodome	-	-	-	-	-
Olympic Stadium	-	-	-	-	-	Network Assoc./Oak. Coliseum	0-0-0	0.00	2	2.0	0
Pacific Bell Park	1-0-0	5.87	6	7.2	5	Oriole Park at Camden Yards	0-0-0	2.57	3	7.0	2
PNC Park	1-0-0	0.00	3	5.0	0	SAFECO Field	-	-	-	-	-
Pro Player Stadium	2-1-0	3.38	4	10.2	4	SkyDome	2-3-0	11.37	15	31.2	40
Qualcomm /Jack Murphy Stadium	3-0-0	1.32	9	13.2	2	Tropicana Field	0-0-0	27.00	1	0.2	2
Shea Stadium	0-0-0	0.00	2	4.0	0	Yankee Stadium	-	-	-	-	-
Turner Field	1-0-0	2.70	2	6.2	2						
Veterans Stadium	0-0-0	3.86	2	2.1	1						
Wrigley Field	0-0-0	40.50	2	0.2	3						

GIOVANNI CARRARA'S CAREER FIELDING RECORD

POSITION	PCT	G	PO	A	E	TC	DP
Pitcher	1.000	151	19	38	0	57	2

GIOVANNI CARRARA'S CAREER BATTING RECORD

YEAR	TEAM	AVG	G	AB	R	H	2B	3B	HR	RBI	SH	SF	HP	BB	SO	SB	CS	E
1995	TORONTO	.000	12	0	0	0	0	0	0	0	0	0	0	0	0	0	0	0
1996	TORONTO	.000	11	0	0	0	0	0	0	0	0	0	0	0	0	0	0	0
	CINCINNATI	.000	8	7	1	0	0	0	0	0	0	0	0	1	0	0	0	0
1997	CINCINNATI	.000	2	2	0	0	0	0	0	2	0	0	0	2	0	0	0	0
2000	COLORADO	.000	8	1	0	0	0	0	0	0	0	0	0	1	0	0	0	0
2001	LOS ANGELES	.250	47	12	1	3	0	0	0	0	0	0	0	2	0	0	0	0
2002	LOS ANGELES	.000	63	6	0	0	0	0	0	1	0	0	0	1	3	0	0	0
Major League Totals - 6 years		.107	151	28	2	3	0	0	0	3	0	0	1	9	0	0	0	0

CAREER TRANSACTIONS

- Signed as a non-drafted free agent by Toronto on Jan. 23, 1990.
- Claimed off waivers by Cincinnati on July 3, 1996.
- Signed by Toronto to a minor league contract by Baltimore on Nov. 12, 1996.
- Signed by Cincinnati on May 17, 1997.
- Signed by Seibu (Japan) in 1998.
- Signed by Cincinnati on Dec. 23, 1998.
- Signed by Colorado on Dec. 1, 1999.
- Signed by Los Angeles to a minor league contract on Jan. 4, 2001.

DISABLED LIST

- Aug. 3-Sept. 4, 2000 (right elbow soreness).
- Aug. 15-Sept. 1, 2002 (strained muscle in right forearm).

CAREER SINGLE-GAME BESTS

Low-Hit Complete Game: 10, Aug. 13, 1995 at TEX
Most Innings Pitched - Starter: 8.0, Aug. 13, 1995 at TEX
Most Innings Pitched - Reliever: 5.0, May 7, 2002 at ATL

Most Strikeouts: 6 (twice), last time: June 13, 2001 vs. TEX
Most Walks: 5 (twice), last time: Aug. 18, 1995 vs. KC
Longest Losing Streak: 4, Aug. 13-28, 1995
Longest Winning Streak: 7, June 28, 2001 - May 2, 2002



Chin-Feng Chen

BATS/THROWS: Right/Right • HEIGHT/WEIGHT: 6-1/189

OPENING DAY AGE: 25 • BORN: October 28, 1977 in Tainan City, Taiwan • M.L. SERVICE: 0.021
 RESIDES: Tainan City, Taiwan • ACQUIRED: Signed as a non-drafted free agent on January 5, 1999



CAREER SUMMARY: Chen enters his fifth year in professional baseball...has been an offensive force throughout his four minor league seasons, batting .292 with 106 doubles, 85 home runs and 365 RBI in 529 games...became the second Taiwanese player (Hsin-Min Tan pitched at Single-A in the Giants' farm system from 1974-75) to play in the minor leagues in the United States and went on to capture the California League and Dodger Minor League Player of the Year awards in 1999...became the first Taiwanese-born player ever to make a Major League roster when he was recalled from Triple-A Las Vegas on Sept. 9, 2002 and later became the first to see game action on Sept. 14 at Colorado, earning a walk as a pinch-hitter.

2002: Became the first Taiwanese player ever to make a Major League roster when he was recalled from Triple-A Las Vegas on Sept. 9...a native of Yong Kang City in Tainan, Taiwan, he made his Major League debut on Sept. 14, earning a walk off reliever Kent Mercker as a pinch-hitter for catcher Paul Lo Duca in the sixth inning in the club's 6-3 win at Colorado...went on to score his first Major League run in the contest when Mike Kinkade doubled him in later that inning...made his first Major League start in the club's regular season finale vs. the San Diego Padres on Sept. 29 at Dodger Stadium...finished the minor league season with a .284 average, and led Triple-A Las Vegas with 26 homers and 84 RBI...his homer and RBI total also led all Dodger minor leaguers...batted .324 (82-for-253) with 14 doubles, three triples, 16 home runs and 46 RBI in 70 home games...recorded 38 multi-hit games and 20 multi-RBI contests...recorded 20 13 game hitting streaks, April 18-May 2 and Aug. 8-22...batted 378 (17-for-45) with two home runs, 10 RBI and 10 runs scored during this first streak, while hitting at a .340 (18-for-53) clip with a homer and nine RBI during his second 13-game streak...batted .310 with four doubles, a triple, six homers and 19 RBI in 26 games in April...went 2-for-4 with two homers and three RBI on June 27 vs. Oklahoma...batted .333 (5-for-15) with a double, triple, home run and four RBI in four postseason games with the Las Vegas 515...**2001:** Split the season playing for Single-A Vero Beach and Double-A Jacksonville, batting a combined .290 with 31 doubles, five triples, 22 home runs and 91 RBI in 128 games...began the season at Single-A Vero Beach following offseason right shoulder surgery and hit .268 in 62 games with five home runs and 41 RBI...used primarily as a designated hitter, appearing in left field 11 games and DH the rest...promoted to Jacksonville on June 14 and hit .313 with 17 home runs and 50 RBI in 66 games...immediately had an impact on the league co-champion Suns as he hit .357 (10-for-28) with four home runs, 20 runs scored and six RBI in his first seven games...homered in four straight games from July 18-21 and drove in seven runs in that stretch...reached base safely via hit or walk in his first 15 games at Jacksonville (June 14-July 5)...had a nine-game hitting streak from July 9-21 and batted .429 (15-for-35) in that stretch...reached base safely via hit or walk in 57 of 60 starts...started 50 games in left field and 10 as the designated hitter...started the season on fire at Vero Beach, hitting safely in 16 of his first 18 games for a .352 average with six doubles, a home run and 14 RBI...had a season-best 10-game hitting streak from May 28-June 7, batting .368 (14-for-38) with nine RBI in that stretch...was batting .354 in 14 June games before his promotion to Double-A...following the season, starred for his native Chinese Taipei team which won a Bronze Medal in the World Cup tournament held in Taiwan...in the final game, a 3-0 win over Japan, he hit two home runs...finished World Cup competition with a .429



average, four home runs and 14 RBI in 10 games...he topped all batters with a 1.029 slugging percentage and was tied for first in RBI to earn tournament all-star honors...also played in the Arizona Fall League for the league-champion Phoenix Desert Dogs and batted .332 with five home runs in 15 games and was selected to the AFL top prospect team...**2000:** Named the Dodgers' No. 2 prospect by *Baseball America* and ESPN.com entering the 2001 season...in his first full season in Double-A, batted .277 with six homers and 67 RBI...batted .344 (33-for-96) with two homers and 15 RBI in April...batted .298 (31-for-104) in July...hit .325 (40-for-123) off Texas League left-handers...with runners in scoring position, batted .338 (46-for-136) with 62 RBI...**1999:** Enjoyed his historic debut during first professional season at Single-A San Bernardino...named California League Player of the Year and Dodgers' Minor League Player of the Year after batting .316 with 31 home runs and 123 RBI in 131 games...set single-season club record for home runs and RBI...hit 14 home runs at The Ranch in San Bernardino, the toughest park in the league to hit home runs in 1999...his uniform No. 43 was retired by San Bernardino, joining previous honorees Rich Dauer (No. 25) and Ken Griffey, Jr. (No. 24)...became the second Taiwanese player in United States' minor leagues, joining Hsin-Min Tan, who pitched briefly at the Single-A level in the San Francisco Giants' farm system from 1974-75...named to Howe Sportsdata's annual All-Prospect Team and played for the World team in the inaugural All-Star Futures Game at Boston's Fenway Park on July 11...joined Major Leaguers Greg Vaughn (1987), Jeremy Burnitz (1991), Ruben Rivera (1994), Derrick Gibson (1995) and Andruw Jones (1996) as the only minor league players in the last 13 years to record at least 30 home runs and 30 stolen bases in one season...became first 30-30 player in California League history...ended regular season on Sept. 1, going 4-for-4 with a double, two home runs and five RBI in 11-0 victory over San Jose...final home run was a 450-foot blast in sixth inning...missed final four games of regular season and California League playoffs, returning to his native country to play for the Taiwanese National Team in an Olympic qualifying tournament...batted in only two slots during the season: No. 3 (.314, 139-for-442) and No. 5 (.324, 22-for-68)...among Cal League batters, ranked third in home run/at-bats ratio (1/16.45), tied for 10th in average, third in hits (161), tied for second in total bases (296), tied for fourth in triples (10), second in home runs, tied for first in RBI, fourth in extra-base hits (63) and third in slugging percentage (.580)...hit first home run April 18 vs. High Desert...went 14-for-28 with three home runs and nine RBI in seven games April 18-25...capped 12-game hitting streak with a 4-for-6 performance in 12-5 victory over Stockton on May 11...against Ports, hit two home runs and scored six runs...batted .400 (20-for-50) during hitting streak with three home runs and 15 RBI...hit game-winning, two-run double in ninth inning in 4-3 decision over Visalia on May 19...went 1-for-17 with six strikeouts June 4-7 after hitting .429 (9-for-21) in his previous six games...hit two-run home run in bottom of 13th inning to beat Lancaster, 6-4, on June 11...had been 0-for-6 with two strikeouts in previous at-bats until game-winning shot...stole three bases on June 30 in 13-12 loss at High Desert...scored only run of game in 1-0 victory over Lake Elsinore on July 2...hit two-out single, stole second and scored on a fielding error...hit three-run home run on July 25 against Stockton to cap a 14-game hitting streak which featured five home runs, 16 RBI and eight stolen bases...hit grand slam Aug. 12 vs. High Desert...named to Cal League postseason All-Star team...batted season-high .347 in July with seven home runs and 24 RBI...batted .342 (55-for-161) with runners in scoring position and .360 (31-for-86) with runners on base and two outs...batted .287 (31-for-108) vs. left-handed pitchers with five home runs and 24 RBI...played in Arizona Instructional League...**1998:** Batted .444 with three home runs in the Asian Games in Bangkok, Thailand in December 1998...one of the home runs was off then-Dodger right-hander Chan Ho Park, who was pitching for his native South Korea...set a record with four home runs in four consecutive games for the Taiwanese national team in the 1998 World Championship Games in Italy.

PERSONAL: Chin-Feng Chen...single...compiled a .425 batting average with 40 home runs and 115 RBI in eight international amateur tournaments from 1996-98...batted leadoff and played center field for Taiwan's 1990 Little League World Series championship team at Williamsport, PA...Taiwan defeated Shippensburg, PA, 9-0, in the title game...signed by Dodger scout Jack Zduriencik.

CHIN-FENG CHEN'S CAREER BATTING RECORD

YEAR	TEAM	AVG	G	AB	R	H	2B	3B	HR	RBI	SH	SF	HP	BB	SO	SB	CS	E
1999	San Bernardino	.316	131	510	98	161	22	10	31	123	0	7	5	75	129	31	7	6
2000	San Antonio	.277	133	516	66	143	27	3	6	67	1	3	3	61	131	23	15	3
2001	Vero Beach	.268	62	235	38	63	15	3	5	41	0	1	6	28	56	2	0	0
	Jacksonville	.313	66	224	47	70	16	2	17	50	1	1	2	41	65	5	4	3
2002	Las Vegas	.284	137	511	90	145	26	4	26	84	0	7	0	58	160	1	0	11
	LOS ANGELES	.000	3	5	1	0	0	0	0	0	0	0	0	1	3	0	0	0
Major League Totals - 1 year		.000	3	5	1	0	0	0	0	0	0	0	0	1	3	0	0	0
Dodger Totals - 1 year		.000	3	5	1	0	0	0	0	0	0	0	0	1	3	0	0	0
Minor League Totals - 4 years		.292	529	1996	339	582	106	22	85	365	2	19	16	263	541	62	26	23

CHIN-FENG CHEN'S CAREER BATTING BREAKDOWN

2002						CAREER						2002						CAREER					
AVG	AB	H	HR	RBI	TEAM	AVG	AB	H	HR	RBI	TEAM	AVG	AB	H	HR	RBI	TEAM	AVG	AB	H	HR	RBI	TEAM
-	-	-	-	-	Arizona	-	-	-	-	-	-	-	-	-	-	-	-	-	-	-	-	-	-
-	-	-	-	-	Atlanta	-	-	-	-	-	-	-	-	-	-	-	-	-	-	-	-	-	-
-	-	-	-	-	Chicago	-	-	-	-	-	-	-	-	-	-	-	-	-	-	-	-	-	-
-	-	-	-	-	Cincinnati	-	-	-	-	-	-	-	-	-	-	-	-	-	-	-	-	-	-
-	-	-	-	-	Colorado	-	-	-	-	-	-	-	-	-	-	-	-	-	-	-	-	-	-
-	-	-	-	-	Florida	-	-	-	-	-	-	-	-	-	-	-	-	-	-	-	-	-	-
-	-	-	-	-	Houston	-	-	-	-	-	-	-	-	-	-	-	-	-	-	-	-	-	-
-	-	-	-	-	Los Angeles	-	-	-	-	-	-	-	-	-	-	-	-	-	-	-	-	-	-
-	-	-	-	-	Milwaukee	-	-	-	-	-	-	-	-	-	-	-	-	-	-	-	-	-	-
-	-	-	-	-	Montreal	-	-	-	-	-	-	-	-	-	-	-	-	-	-	-	-	-	-
-	-	-	-	-	New York	-	-	-	-	-	-	-	-	-	-	-	-	-	-	-	-	-	-
-	-	-	-	-	Philadelphia	-	-	-	-	-	-	-	-	-	-	-	-	-	-	-	-	-	-
-	-	-	-	-	Pittsburgh	-	-	-	-	-	-	-	-	-	-	-	-	-	-	-	-	-	-
-	-	-	-	-	St. Louis	-	-	-	-	-	-	-	-	-	-	-	-	-	-	-	-	-	-
.000	5	0	0	0	San Diego	.000	5	0	0	0	-	.000	5	0	0	0	Home	.000	5	0	0	0	0
-	-	-	-	-	San Francisco	-	-	-	-	-	-	-	-	-	-	-	Road	-	-	-	-	-	-
-	-	-	-	-	March/April	-	-	-	-	-	-	.000	5	0	0	0	Day	.000	5	0	0	0	0
-	-	-	-	-	May	-	-	-	-	-	-	-	-	-	-	Night	-	-	-	-	-	-	-
-	-	-	-	-	June	-	-	-	-	-	-	.000	5	0	0	0	Grass	.000	5	0	0	0	0
-	-	-	-	-	July	-	-	-	-	-	-	-	-	-	-	Turf	-	-	-	-	-	-	-
-	-	-	-	-	August	-	-	-	-	-	-	-	-	-	-	Pre-ASG	-	-	-	-	-	-	-
.000	5	0	0	0	Sept./Oct.	.000	5	0	0	0	-	.000	5	0	0	0	Post-ASG	.000	5	0	0	0	0
.000	1	0	0	0	Pinch-Hitting	.000	1	0	0	0	-	.000	3	0	0	0	vs. LHP	.000	3	0	0	0	0
-	-	-	-	-	DH	-	-	-	-	-	-	.000	2	0	0	0	vs. RHP	.000	2	0	0	0	0

CHIN-FENG CHEN'S CAREER HITTING BREAKDOWN BY BALLPARK

BALLPARK	AVG.	AB	H	HR	RBI	BALLPARK	AVG.	AB	H	HR	RBI
Bank One Ballpark	-	-	-	-	-	Ballpark in Arlington	-	-	-	-	-
Busch Stadium	-	-	-	-	-	Comerica Park	-	-	-	-	-
Cinergy Field/Riverfront Stadium	-	-	-	-	-	Comiskey Park (new)	-	-	-	-	-
Coors Field	.000	0	0	0	0	Edison Int'l Field/Anaheim	-	-	-	-	-
Dodger Stadium	.000	5	0	0	0	Fenway Park	-	-	-	-	-
Miller Park	-	-	-	-	-	Jacobs Field	-	-	-	-	-
Minute Maid Park/Enron Field	-	-	-	-	-	Kauffman/Royals Stadium	-	-	-	-	-
Olympic Stadium	-	-	-	-	-	Metrodome	-	-	-	-	-
Pacific Bell Park	-	-	-	-	-	Network Assoc./Oak. Coliseum	-	-	-	-	-
PNC Park	-	-	-	-	-	Oriole Park at Camden Yards	-	-	-	-	-
Pro Player Stadium	-	-	-	-	-	SAFECO Field	-	-	-	-	-
Qualcomm/Jack Murphy Stadium	-	-	-	-	-	SkyDome	-	-	-	-	-
Shea Stadium	-	-	-	-	-	Tiger Stadium	-	-	-	-	-
Turner Field	-	-	-	-	-	Tropicana Field	-	-	-	-	-
Veterans Stadium	-	-	-	-	-	Yankee Stadium	-	-	-	-	-
Wrigley Field	-	-	-	-	-						

CHIN-FENG CHEN'S CAREER FIELDING RECORD

POSITION	PCT	G	PO	A	E	TC	DP
Outfield	1.000	1	3	0	0	0	0

CAREER TRANSACTIONS

- Signed as a non-drafted free agent by Los Angeles on Jan. 5, 1999.

DISABLED LIST

- Has not spent time on the disabled list in the Major Leagues.

CAREER SINGLE-GAME BESTS

Most Hits:	None	Most Stolen Bases:	None
Most RBI:	None	Most Walks:	1, Sept. 14, 2002 at COL
Most Home Runs:	None	Longest Hitting Streak:	None
Most Runs Scored:	1, Sept. 14, 2002 at COL	Grand Slams:	None



Steve Colyer



BATS/THROWS: Left/Left • HEIGHT/WEIGHT: 6-4/205

OPENING DAY AGE: 24 • BORN: February 22, 1979 in St. Louis, MO • M.L. SERVICE: 0.000
 RESIDES: St. Peters, MO • ACQUIRED: Dodgers' second-round pick in the June 1997 First-Year Player Draft

CAREER SUMMARY: The southpaw is now in his sixth season in the Dodger organization...prior to making 59 relief appearances in 2002, had been primarily a starter throughout his minor league career, with 79 starts in 92 games...promoted to 40-man roster on Nov. 20, 2001.

COLYER



2002: Converted from a starter to a full-time reliever, serving as the closer for Double-A Jacksonville...compiled a 5-4 record and had 21 saves in 59 appearances, which led all Dodger minor leaguers and ranked fourth in the Southern League...the 21 saves were fifth among Southern League hurlers...in 62.2 innings, allowed 50 hits, 40 walks and struck out 68 batters...limited opponents to a .214 batting average...recorded his first professional save in his initial outing of the campaign, on April 4 vs. Tennessee, as he tossed a scoreless inning...in 17 appearances from June 1-July 13, gave up just one earned run and 13 hits with 21 strikeouts in 15.2 innings...during that stretch, he was 1-0 with six saves...elevated to Triple-A Las Vegas for the Pacific Coast League playoffs and pitched in two games...**2001:** Pitched entire season for Single-A Vero Beach, making 24 starts to rank second on the team...won three of last four decisions...in June 14 start vs. Charlotte, gave up just one earned run on two hits with 14 strikeouts in six innings to earn Florida State League Pitcher of the Week honors for June 11-17...during July, was 2-1 with a 2.60 ERA...**2000:** Entered season rated as the Dodgers' ninth-best prospect by *Baseball America*...pitched in 26 games for Single-A Vero Beach, including 18 starts...**1999:** Made 25 starts and appeared in 27 games for Single-A California League champion San Bernardino...ranked second on club with 131 strikeouts in 145.2 innings...in 12 home games, covering 70.2 innings, was 5-2 with a 2.57 ERA...**1998:** Started professional career with Single-A Yakima...named league Pitcher of the Week for Aug. 17-23...ranked by *Baseball America* as the seventh-best prospect in the Northwest League.

PERSONAL: Stephen Edward Colyer...single...selected by the Dodgers in the second round (supplemental pick) of the June 1997 First-Year Player Draft out of Fort Zumwalt South High School in St. Peters, MO...attended Meramec Community College St. Louis, in 1998...signed by Dodger scout Mike Hankins on May 23, 1998.

STEVE COLYER'S CAREER PITCHING RECORD

YEAR	TEAM	W-L	ERA	G	GS	CG	SHO	SV	IP	H	R	ER	HR	HB	SO	WP	BK	
1998	Yakima	2-2	4.96	15	12	0	0	0	65.1	72	46	36	2	4	36	75	5	0
1999	San Bernardino	7-9	4.70	27	25	1	0	0	145.2	145	82	76	12	8	86	131	8	3
2000	Vero Beach	5-7	5.76	26	18	1	0	0	95.1	97	74	61	9	7	68	80	6	0
2001	Vero Beach	4-8	3.96	24	24	0	0	0	120.1	101	62	53	16	7	77	118	3	1
2002	Jacksonville	5-4	3.45	59	0	0	0	21	62.2	50	29	24	6	2	40	68	4	0
Minor League Totals - 5 years		23-30	4.60	151	79	2	0	21	489.1	465	293	250	45	28	307	472	26	4

STEVE COLYER'S MINOR LEAGUE CAREER FIELDING RECORD

POSITION	PCT	G	PO	A	E	TC	DP
Pitcher	.878	210	18	61	11	90	0

CAREER TRANSACTIONS

- Selected by Los Angeles in second round of the June 1997 First-Year Player Draft

DISABLED LIST

- Has not spent time on the disabled list in the Major Leagues.



Alex Cora



BATS/THROWS: Left/Right • HEIGHT/WEIGHT: 6-0/200

OPENING DAY AGE: 27 • BORN: October 18, 1975 in Caguas, PR • M.L. SERVICE: 3.161

RESIDES: Caguas, PR • ACQUIRED: Selected in the third round of the June 1996 First-Year Player Draft

CAREER SUMMARY: The middle infielder is now in his sixth Major League season and his eighth campaign in the Dodger organization after being drafted in the third round of the June 1996 First-Year Player Draft out of the University of Miami (FL)...has played 323 games at shortstop and 56 games at second base during his big league career...owns a career .969 fielding percentage (43 errors in 1,369 total chances)...has a .350 batting mark (14-for-40) as a pinch-hitter...made his Major League debut as a defensive replacement at second base on June 7, 1998 at Seattle, in front of his brother Joey, who was the Mariners' second baseman...collected his first Major League hit (a single) in his first big league start on July 4, 1998 at San Francisco off Shawn Estes...slugged his first Major League home run on June 26, 1999 vs. San Diego off Brian Meadows

2002: Batted a career-high .291 in 115 games with 14 doubles, four triples, five home runs and 28 RBI...established career highs in home runs and stolen bases (7)...his batting average increase of 74 points was the second largest gain in the Major Leagues last season among players with 100 or more games played the last two seasons, trailing only Lenny Harris who gained 83 points...batted .344 (11-for-32) with a home run and three RBI as a pinch-hitter...led club in pinch-hits...his .344 mark ranked seventh among National League pinch-hitters (minimum 20 at-bats)...made 53 starts at shortstop and 10 at second base...started 39 of the Dodgers' final 55 games and had at least one hit in 29 of those games...made 24 starts in the team's first 107 games...batted .318 (7-for-22) vs. left-handed pitchers and hit .288 (68-

for-236) vs. right-handers...was especially tough at Dodger Stadium, batting at a .339 clip (40-for-118) with six doubles, four home runs and 16 RBI in 58 games...was a solid clutch hitter, batting .364 (20-for-55) with 19 RBI with men in scoring position...with less than two outs

and men in scoring position, he was even harder to retire, batting .458 (11-for-24) with nine RBI...batted .519 (14-for-27) with 14 RBI with runners on third base...had a .977 fielding percentage at shortstop and a .976 fielding percentage at second base, both marks

better than his career averages entering the season...hit in five straight games from May 25-29, batting .462 (6-for-13) with a home run and four RBI...had just two RBI in his first 28 games, before hitting a game-winning two-run homer in the seventh inning off Jamey Wright in the Dodgers' 4-3 win vs. Milwaukee on May 29...socked his first career pinch-hit home run on June 14 vs. Anaheim off Ramon Ortiz...had a game-tying pinch-double in the sixth inning and later that inning scored the winning run in the Dodgers' 6-5 comeback triumph at St. Louis on July 5...tied the game in the eighth inning with a single and later scored the go-ahead run in the Dodgers' 4-2 win vs. San Francisco on July 20...had a season-high six-game hitting streak from Aug. 1-6, during which he batted .333 (8-for-24) with two doubles four RBI and eight runs scored...tallied a run in all six games and drove in a run in four straight (Aug. 3-6)...had the first of his three, three-hit games during the season on Aug. 14 at Montreal, going 3-for-4 with a run and RBI in a 5-2 victory at Montreal...went 3-for-3 with a home run and two RBI in a 6-3, 12-inning loss to Arizona on Aug. 26...hit a two-run homer in the fourth inning off Curt Schilling...his final three-hit game came on Sept. 16 in a 7-6 win vs. San Francisco...was 3-for-4 with a run scored in the game...had a game-tying solo home run off Adam Eaton in the seventh on Sept. 22 at San Diego in the Dodgers' comeback 4-3 win...**2001:**

In his first full Major League season, was the Dodgers' primary starting shortstop...batted .217 over 134 games with 18 doubles, four home runs and 29 RBI...batted .293 (12-for-41) against left-handers and .333 (13-for-39) in interleague games...between Aug. 3 and the end of the season he committed just two errors, a span of 44 games...committed 14 errors before the All-Star break, but just six after the break...had a career-high 11-game hitting streak from July 18-Aug. 2, batting .395 (15-for-38) with seven runs, five doubles and three RBI during the streak...had back-to-back nights with the game-winning RBI on April 27 and April 28...delivered a game-winning sacrifice fly in the ninth inning on April 27 and the game-winning single in the eighth inning on April 28...on May 10 against Florida, was a perfect 3-for-3 to break an 0-for-18 slump...homered on June 12 and June 13, recording back-to-back games with a home run for the first time in his career...on June 24 vs. San Diego, was forced to leave the field in the sixth inning with a contusion to his right forearm after being hit by an Adam Eaton pitch in the bottom of the fifth frame...**2000:** Hit .238 (84-for-353) with 18 doubles, a career-high six triples, four home runs and 32 RBI in 109



shortstop...batted .217 over 134 games with 18 doubles, four home runs and 29 RBI...batted .293 (12-for-41) against left-handers and .333 (13-for-39) in interleague games...between Aug. 3 and the end of the season he committed just two errors, a span of 44 games...committed 14 errors before the All-Star break, but just six after the break...had a career-high 11-game hitting streak from July 18-Aug. 2, batting .395 (15-for-38) with seven runs, five doubles and three RBI during the streak...had back-to-back nights with the game-winning RBI on April 27 and April 28...delivered a game-winning sacrifice fly in the ninth inning on April 27 and the game-winning single in the eighth inning on April 28...on May 10 against Florida, was a perfect 3-for-3 to break an 0-for-18 slump...homered on June 12 and June 13, recording back-to-back games with a home run for the first time in his career...on June 24 vs. San Diego, was forced to leave the field in the sixth inning with a contusion to his right forearm after being hit by an Adam Eaton pitch in the bottom of the fifth frame...**2000:** Hit .238 (84-for-353) with 18 doubles, a career-high six triples, four home runs and 32 RBI in 109

games for the Dodgers...recalled from Triple-A Albuquerque on May 5 and hit .297 in nine games before being optioned back on May 21...recalled again on May 31 and remained with the Dodgers the rest of the season...went 37 games without an error from May 19-July 18 and 25 games from Aug. 2-29...finished fourth among NL shortstops with 400 or more total chances with a .972 fielding percentage, trailing only Ricky Gutierrez of Chicago (.986), Neifi Perez of Colorado (.978) and Barry Larkin of Cincinnati (.973)...had 15 multi-hit games: nine two-hit, five three-hit and one four-hit game...hit his first Major League home run on June 26 vs. San Diego off Brian Meadows...had gone 98 at-bats in 2000 and 161 in his career before his home run to right field...set single-game career highs in hits, home runs and RBI, going 4-for-5 with two home runs and five RBI on July 27 at Colorado...had a nine-game hitting streak from July 24-Aug. 6 when he batted .457...hit .297 (11-for-37) in May...especially tough late in games, batting .287 (33-for-115) with a home run and nine RBI from the seventh inning on...also enjoyed great success against Colorado, hitting three of his four home runs and driving in 11 runs in 12 games...began the season at Albuquerque and batted .373 (41-for-110) with eight doubles, three triples, no home runs and 20 RBI in 30 games...his .373 average was leading the Pacific Coast League when he was called up to Los Angeles on May 5...had an outstanding winter league season playing for his hometown Caguas team in Puerto Rico, finishing second in MVP balloting as he led the league in homers (10) and runs scored (37)...1999: Batted .167 in 11 games for the Dodgers with no home runs and three RBI...started season on 60-day disabled list because of a fractured right hand he suffered after getting hit by a pitch in spring training...began minor league rehabilitation assignment at Albuquerque on June 8...activated from disabled list on June 27 and remained at Albuquerque...batted .308 in 80 games with the Dukes, collecting 11 doubles, seven triples, four home runs and 37 RBI...started 75 games at shortstop and one at second base...committed 12 errors...recorded a 13-game hitting streak from July 26-Aug. 8, hitting .413 (19-for-46) during the streak with three doubles, a triple, two home runs, eight RBI and two stolen bases...recalled by the Dodgers on Sept. 7 and made his season debut with the Dodgers in Sept. 8 start at shortstop...made second start on Sept. 13 and collected first Major League double and RBI...recorded first career pinch-hit on Sept. 11 vs. New York...1998: In 29 Major League contests with Los Angeles, he hit .121 with one triple and one run scored...was on the Dodgers' roster three times (June 5-24, July 4-Aug. 5 and Sept. 1 through the end of the season)...played in four games (one start) at second base and 21 games (four starts) at shortstop with the Dodgers...committed two errors in 57 total chances (both at shortstop) for a .966 fielding percentage...made his Major League debut as a defensive replacement at second base in the eighth inning on June 7 at Seattle...in his first career start at shortstop on July 4 at San Francisco, he collected his first Major League hit off Giants' left-hander Shawn Estes in the sixth inning...legged out his first career triple on July 20 vs. Cincinnati...spent the rest of the season at Albuquerque...in 81 games overall with the Dukes, he batted .264 with 17 doubles, five triples, five home runs, 45 RBI and 10 stolen bases...played in 80 games at shortstop for Albuquerque, committing 17 errors in 411 total chances for a .959 fielding percentage...1997: Batted .234 with three home runs and 48 RBI in 127 games for Double-A Texas League champion San Antonio...led league shortstops in total chances (629) and double plays (88)...batted .310 in 22 games in April...went 1-for-6 with a run scored in the Dodgers' Hall of Fame game against San Diego in Cooperstown, NY on Aug. 4...batted .556 in three games for Caguas in the Puerto Rican Winter League...1996: Made his professional debut with Single-A Vero Beach, playing 61 games and batting .257...singled home the winning run in just his second pro game on June 18 vs. Sarasota...hit safely in 13 straight games from July 25-Aug. 10, going 19-for-50 (.380) with a double, triple and five RBI during the streak.

COLLEGE HIGHLIGHTS: Batted a combined .294 (195-for-663) in three seasons at the University of Miami (FL)...named to the College World Series all-tournament team in both 1995 and 1996...in the 1996 tournament, batted .471 (8-for-17) in four games, including a 3-for-5, three-RBI performance in the title game which Miami lost to Louisiana State, 9-8...as a freshman in 1994, hit .307 (67-for-218) with 24 RBI...in 1996, batted .304 (68-for-224) with 33 RBI and 46 runs scored.

PERSONAL: Jose Alexander (Alex) Cora...wife's name is Nildamarie...has a stepson, Jeriel...attended Bautista High School (Caguas, Puerto Rico)...younger brother of Joey Cora, an infielder who spent 11 seasons in the Major Leagues (1987, 89-98), playing for San Diego, Chicago (AL), Seattle and Cleveland...rated by *Baseball America* as the best college defensive player heading into the 1996 draft...very active in the community in both Los Angeles and his native Puerto Rico...regularly participates in baseball clinics and school visits...avid supporter of the Manny Mota International Foundation...took part in groundbreaking ceremonies for a new baseball field in his hometown of Caguas, PR, which was built with funds from MLB's Baseball Tomorrow Fund during the offseason...signed by Camilo Pascual.

ALEX CORA'S CAREER BATTING RECORD

YEAR	TEAM	AVG	G	AB	R	H	2B	3B	HR	RBI	SH	SF	HP	BB	SO	SB	CS	E
1996	Vero Beach	.257	61	214	26	55	5	4	0	26	4	0	3	12	36	5	5	16
1997	San Antonio	.234	127	448	52	105	20	4	3	48	7	1	3	25	60	12	9	20
1998	Albuquerque	.264	81	299	42	79	17	5	5	45	6	3	3	15	38	10	7	18
	LOS ANGELES	.121	29	33	1	4	0	1	0	0	2	0	1	2	8	0	0	2
1999	Albuquerque	.308	80	302	51	93	11	7	4	37	9	3	8	12	37	9	5	12
	LOS ANGELES	.167	11	30	2	5	1	0	0	3	0	0	1	0	4	0	0	2
2000	Albuquerque	.373	30	110	18	41	8	3	0	20	2	1	2	7	10	5	3	7
	LOS ANGELES	.238	109	353	39	84	18	6	4	32	6	2	7	26	53	4	1	12
2001	LOS ANGELES	.217	134	405	38	88	18	3	4	29	3	2	8	31	58	0	2	20
2002	LOS ANGELES	.291	115	258	37	75	14	4	5	28	2	0	7	26	38	7	2	7
Major League Totals - 5 years		.237	398	1079	117	256	51	14	13	92	13	4	24	85	161	11	5	43
Dodger Totals - 5 years		.237	398	1079	117	256	51	14	13	92	13	4	24	85	161	11	5	43
Minor League Totals - 5 years		.272	379	1373	189	373	61	23	12	176	28	8	19	71	181	41	29	73

ALEX CORA'S CAREER BATTING BREAKDOWN

2002				CAREER				2002				CAREER			
AVG	AB	H	HR RBI	TEAM	AVG	AB	H	HR	RBI	TEAM	AVG	AB	H	HR	RBI
.321	28	9	1 3	Arizona	.232	95	22	1	5	Anaheim	.351	37	13	1	3
.333	6	2	0 0	Atlanta	.200	30	6	0	0	Baltimore	.000	3	0	0	0
.500	4	2	0 1	Chicago	.146	48	7	0	3	Boston	.600	5	3	0	0
.364	11	4	0 0	Cincinnati	.276	29	8	0	0	Chicago	-	-	-	-	-
.214	28	6	0 1	Colorado	.243	107	26	3	17	Cleveland	-	-	-	-	-
.286	7	2	0 2	Florida	.213	47	10	0	3	Detroit	-	-	-	-	-
.200	10	2	0 3	Houston	.160	50	8	1	7	Kansas City	-	-	-	-	-
-	-	-	-	Los Angeles	-	-	-	-	-	Minnesota	-	-	-	-	-
.300	10	3	1 3	Milwaukee	.375	56	21	1	9	New York	-	-	-	-	-
.294	17	5	0 1	Montreal	.283	60	17	0	5	Oakland	.429	14	6	0	0
.182	11	2	0 0	New York	.200	35	7	0	0	Seattle	.000	13	0	0	0
.350	20	7	0 3	Philadelphia	.347	49	17	0	8	Tampa Bay	.250	4	1	0	1
.143	7	1	0 1	Pittsburgh	.259	58	15	0	8	Texas	.318	22	7	2	5
.222	9	2	0 1	St. Louis	.167	54	9	0	3	Toronto	.250	4	1	0	1
.314	35	11	1 3	San Diego	.209	148	31	3	11	Home	.241	510	123	8	42
.294	34	10	1 2	San Francisco	.189	111	21	1	3	Road	.234	569	133	5	50
.357	14	5	0 1	March/April	.250	80	20	1	8	Day	.221	326	72	6	37
.294	34	10	1 4	May	.229	144	33	1	11	Night	.244	753	184	7	55
.313	32	10	1 5	June	.260	192	50	5	18	Grass	.230	1017	234	13	79
.255	47	12	0 2	July	.255	192	49	2	12	Turf	.355	62	22	0	13
.313	67	21	1 9	August	.260	235	61	1	25	Pre-ASG	.237	465	110	7	38
.266	64	17	2 7	Sept./Oct.	.182	236	43	3	18	Post-ASG	.238	614	146	6	54
.344	32	11	1 3	Pinch-Hitting	.350	40	14	1	3	vs. LHP	.260	131	34	1	13
-	-	-	-	DH	-	-	-	-	-	vs. RHP	.234	948	222	12	79

ALEX CORA'S CAREER HITTING BREAKDOWN BY BALLPARK

BALLPARK	AVG.	AB	H	HR	RBI	BALLPARK	AVG.	AB	H	HR	RBI
Bank One Ballpark	.228	57	13	0	1	Ballpark in Arlington	.400	10	4	0	1
Busch Stadium	.258	31	8	0	3	Comerica Park	-	-	-	-	-
Cinergy Field/Riverfront Stadium	.158	19	3	0	0	Comiskey Park (new)	-	-	-	-	-
Coors Field	.230	61	14	2	10	Edison Int'l Field/Anaheim	.273	22	6	0	2
County Stadium	.357	14	5	0	2	Fenway Park	-	-	-	-	-
Dodger Stadium	.241	510	123	8	42	Jacobs Field	-	-	-	-	-
Miller Park	.385	13	5	0	2	Kauffman/Royals Stadium	-	-	-	-	-
Minute Maid Park/Enron Field	.190	21	4	1	3	Kingdome	.000	1	0	0	0
Olympic Stadium	.333	21	7	0	1	Metrodome	-	-	-	-	-
Pacific Bell Park	.167	36	6	0	0	Network Assoc./Oak. Coliseum	.500	4	2	0	0
PNC Park	.200	10	2	0	0	Oriole Park at Camden Yards	.000	3	0	0	0
Pro Player Stadium	.156	32	5	0	1	SAFECO Field	.000	7	0	0	0
Qualcomm/Jack Murphy Stadium	.214	84	18	2	8	SkyDome	-	-	-	-	-
Shea Stadium	.211	19	4	0	0	Tropicana Field	.250	4	1	0	1
3Com/Candlestick Park	.100	10	1	0	1	Yankee Stadium	-	-	-	-	-
Three Rivers Stadium	.500	8	4	0	6						
Turner Field	.217	23	5	0	0						
Veterans Stadium	.357	28	10	0	5						
Wrigley Field	.194	31	6	0	3						

ALEX CORA'S CAREER FIELDING RECORD

POSITION	PCT	G	PO	A	E	TC	DP
Second Base	.971	56	49	84	4	137	21
Shortstop	.968	323	429	764	39	1232	173
Major League Totals	.969	379	478	848	43	1369	194

CAREER TRANSACTIONS

- Selected by Los Angeles in the third round of the June 1996 First-Year Player Draft.

DISABLED LIST

- March 29-June 27, 1999 (fractured right hand).

CAREER SINGLE-GAME BESTS

Most Hits:	4, July 27, 2000 at COL	Most Stolen Bases:	2, Aug. 27, 2000 at CHL
Most RBI:	5, July 27, 2000 at COL	Most Walks:	2 (9 times), last time: Sept. 28, 2002 vs. SD
Most Home Runs:	2, July 27, 2000 at COL	Longest Hitting Streak:	11 games, July 18-Aug. 2, 2001
Most Runs Scored:	3, June 7, 2000 at TEX	Career Grand Slams:	None



Jose S. Diaz


BATS/THROWS: Right/Right • **HEIGHT/WEIGHT:** 6-0/175

OPENING DAY AGE: 22 • **BORN:** April 13, 1980 in San Pedro de Macoris, DR • **M.L. SERVICE:** 0.000

RESIDES: San Pedro de Macoris, DR • **ACQUIRED:** Signed as a free agent on August 24, 1996

CAREER SUMMARY: Now in his seventh season in the Dodger organization...converted from catcher to full-time pitcher in 2002...made professional debut on the mound appearing on one game for Rookie-level Great Falls in 2001...the outstanding arm strength he displayed behind the plate drew rave reviews from opposing league managers.

2002: Began his season with Single-A Vero Beach, starting three games behind the plate (June 9-11) and collecting a home run and three RBI...placed on the disabled list on June 12 with right patella tendinitis...was activated on June 22 and following his rehabilitation, he joined Single-A South Georgia on July 1 and became a full-time pitcher, making 19 relief appearances, going 3-1 with one save and a 4.21 ERA in 25.2 innings...limited opponents to a .163 batting average (14-for-86)...pitched season-high 2.0 innings on five occasions...in his first four outings, gave up no runs and no hits in 4.2 innings...collected first professional save, pitching 0.1 innings on July 24 vs. Capital City...earned first win on Aug. 2 at Columbus, hurling 2.0 hitless and scoreless innings, striking out three...also tossed 2.0 hitless and shutout innings to win on Aug. 30 at Savannah...**2001:** Spent first two months of campaign at Single-A Wilmington, catching 22 games, before being assigned to Rookie-level Great Falls, where he caught in 43 contests...led Pioneer League catchers in putouts (359) and assists (52)...threw out 45 percent of runners attempting to steal...made his professional pitching debut, appearing in one game on the mound for Great Falls and hurling a scoreless inning with two strikeouts on Sept. 1 at Billings...also saw action at first base, third base and designated hitter...delivered three doubles for Wilmington in a May 26 game vs. Delmarva...**2000:** Named to Pioneer League all-star team after leading league catchers in putouts (479) and assists (62)...led Rookie-level Great Falls with seven home runs...**1999:** Missed entire season after suffering a fracture of the first metacarpal on his right index finger during extended spring training...**1998:** Played in 51 games, driving in 27 runs, for the Santo Domingo Dodgers of the Dominican Summer League...**1997:** Made pro debut playing 30 games for Dominican Summer League champion La Romana.

PERSONAL: Jose Soriano Diaz...married to Alexandra...the Dominican Republic native was signed by Pablo Peguero.

JOSE DIAZ'S CAREER PITCHING RECORD

YEAR	TEAM	W-L	ERA	G	GS	CG	SHO	SV	IP	H	R	ER	HR	HB	BB	SO	WP	BK
2001	Great Falls	0-0	0.00	1	0	0	0	0	1.0	0	0	0	0	1	0	2	0	1
2002	South Georgia	3-1	4.21	19	0	0	0	1	25.2	14	12	12	1	8	25	33	4	0
Minor League Totals - 2 years		3-1	4.05	20	0	0	0	1	26.2	14	12	12	1	9	25	35	4	1

JOSE DIAZ'S CAREER BATTING RECORD

YEAR	TEAM	AVG	G	AB	R	H	2B	3B	HR	RBI	SH	SF	HP	BB	SO	SB	CS	E
1997	La Romana	.147	30	95	12	14	1	0	1	5	1	1	2	6	30	3	2	-
1998	Santo Domingo	.209	51	163	24	34	6	0	1	27	0	2	7	15	34	4	3	-
1999									Injured-Did Not Play									
2000	Great Falls	.219	57	210	29	46	9	1	7	31	3	1	4	18	52	2	2	15
2001	Wilmington	.175	23	80	7	14	4	0	2	5	2	0	0	4	31	1	0	2
	Great Falls	.189	48	159	18	30	8	0	3	17	0	2	7	15	38	2	1	9
2002	Vero Beach	.200	3	10	3	2	0	0	1	3	0	0	1	1	3	0	0	0
Minor League Totals - 6 years		.195	212	717	93	140	28	1	15	88	6	6	21	59	188	12	8	27

JOSE DIAZ'S MINOR LEAGUE CAREER FIELDING RECORD

POSITION	PCT	G	PO	A	E	TC	DP
Pitcher	.800	20	0	4	1	5	0
Catcher	.979	122	1045	145	26	1216	9
First Base	1.000	2	17	0	0	17	2
Third Base	1.000	2	1	3	0	4	0
Minor League Totals	.979	146	1063	153	27	1242	11

Includes statistics from 2000-2002 seasons only

CAREER TRANSACTIONS

- Signed as a non-drafted free agent on Aug. 24, 1996

DISABLED LIST

- Has not spent time on the disabled list in the Major Leagues.



Darren Dreifort

BATS/THROWS: Right/Right • HEIGHT/WEIGHT: 6-2/211

OPENING DAY AGE: 30 • BORN: May 3, 1972 in Wichita, KS • M.L. SERVICE: 8.086

RESIDES: Wichita, KS • ACQUIRED: Selected in the first round (second overall) of the June 1993 First-Year Player Draft

CAREER SUMMARY: The former No. 1 draft pick and All-American from Wichita State University enters his ninth season in the Dodger organization...missed the second half of the 2001 campaign and entire 2002 season after undergoing right elbow surgery on July 9, 2001...last pitched in a Major League game on June 29, 2001 at San Diego...has pitched in 204 big league games, including 103 starts...the Dodgers are 54-47 in his starts...started professional career on the Major League roster and made his debut in relief on April 7, 1994 vs. Florida, becoming the 17th player in Major League history since the amateur draft began in 1965 to make their professional debuts in the Major Leagues...made 97 relief appearances before making first Major League start on April 11, 1998 vs. Houston...earned first Major League win on Aug. 30, 1996 at Philadelphia...recorded first save on April 19, 1994 at Philadelphia...has hit six big league home runs, including three in 2000...slugged his first round-tripper on July 23, 1998 vs. Arizona off Omar Daal...hit a game-winning pinch-hit single on May 27, 1994 vs. Pittsburgh off Jeff Ballard in his first big league at-bat.

2002: Was sidelined the entire 2002 season after undergoing surgery on July 9, 2001 to repair a tear of the medial collateral ligament and a flexor tendon in his right elbow (the second "Tommy John" surgery of his career)...during his 2002 rehabilitation on his elbow, he injured his right knee and subsequently, on July 30, 2002 underwent arthroscopic knee surgery to clean out loose cartilage...**2001:** Went 4-7 with a 5.13 ERA (54 ER/94.2 IP) in 16 starts before having his season cut short by a right elbow injury suffered on June 29 while pitching at San Diego...was placed on the 15-day disabled list on June 30 and an MRI on July 3 revealed a tear of the medial collateral ligament in his right elbow and that his flexor tendon muscle had partially torn from the bone...underwent surgery performed by Dr. Frank Jobe and Dr. Ralph Gambardella at Centinela Hospital Medical Center on July 9...picked up his first win of the season in his second start, defeating the Diamondbacks in Arizona 11-5, allowing two earned runs in 6.0 innings...that win ran his record to 3-1 with a 1.93 ERA at Bank One Ballpark...those numbers suffered later in the season when he allowed a career-high eight runs in a season-low 2.0 innings pitched at Arizona on June 7, a 13-9 loss...took a no-hitter into the sixth inning on April 22 vs. San Diego, but allowed four runs in the sixth inning and had no decision in the Dodgers' 7-6, 11-inning win vs. the Padres...was the starting pitcher and took the loss in the Dodgers' 20-1 setback at Chicago, the worst loss in Los Angeles Dodger history...allowed four runs in 6.0 innings, but the bullpen allowed back-to-back eight-run innings (seventh and eighth innings)...picked up a win in his next start, May 10 vs. Florida 4-3, as he allowed two earned runs in 6.0 innings...flirted with a perfect game for 5.2 innings in his next start, May 16 at Montreal...allowed one run on one hit and struck out nine in 6.0 innings and earned a 7-2 win...won his final game of the year on June 12 vs. Texas, allowing two earned runs in 5.2 innings in the Dodgers 8-4 win...batted .152 (5-for-33) with two doubles, a home run and two RBI...the home run came on April 28 off Bruce Chen vs. Philadelphia and was the sixth of his career...was a perfect 5-0 during spring training to lead all Major League pitchers...had a 2.67 ERA (8 ER/27.0 IP) in seven spring games...**2000:** Was 12-9 with one shutout and a 4.16 ERA (89 ER/192.2 IP) in a career-high 32 starts...allowed three earned runs or less in 22 of his 32 starts...the Dodgers were 20-12 in his starts, including winning 12 of his last 16 starts...he was 8-2 with five no decisions and a 3.14 ERA (33 ER/94.2 IP) in his 15 starts after the All-Star break...had a career-high six-game winning streak July 17-Aug. 13, posting a 2.56 ERA and holding the opposition to a .210 average (30-for-143)...struck out a career-high 11 batters and had no decision in a 3-2 loss at Milwaukee on Aug. 30...held opposing hitters to a .238 average, tied for seventh-best in the NL...had a 2.67 ERA (8 ER/27.0 IP) in five April starts...posted a 3-0 record and 2.77 ERA in July...tossed a complete-game, two-hit shutout on May 12 at St. Louis...it was his third career shutout and complete game...allowed a first-inning double and a sixth-inning single, while facing the minimum 24 batters over the final eight frames...pitched a combined shutout with Terry Adams and Jeff Shaw in a 5-0 defeat of San Francisco at Dodger Stadium on July 23...pitched 7.0 innings and allowed two hits while fanning nine...hit .162 (11-for-68) with three home runs and eight RBI...the three home runs were the most by a Dodger pitcher since Fernando Valenzuela also had three in 1984...had no decision, but started the Dodgers on a 7-5 comeback win at San Diego on July 5 with a solo home run to cut the deficit to 5-1...on Aug. 8 vs. Chicago, he hit two home runs, including a game-tying solo home run in the fourth inning of the Dodgers' 7-5 win...his two blasts were 441 ft. and 462 ft. and he became the first Dodger pitcher to hit two homers in a game since Don Drysdale on Aug. 23, 1958 vs. the Milwaukee Braves...the last Major League pitcher to hit two homers in a game was Derek Lilliquist of the Atlanta Braves on May 1, 1990...**1999:** In his second full season as a starting pitcher, he went 13-13 with a 4.79 ERA in 30 games (29 starts)...season ended prematurely during Sept. 15 start vs. Montreal at Dodger Stadium...left game because of tightness in pitching shoulder after facing one batter in the fifth inning...threw on sidelines Sept. 23 and felt tightness in his forearm, did not pitch again for precautionary reasons...prior to the injury, was enjoying one of his best stretches of the season, winning four of his last five starts and five of seven...had given up just six earned runs in 38.1 innings (1.41 ERA) covering the five victories with 25 strikeouts and five walks...walked just 25 batters in his last 97.2 innings covering 15 starts and issued three or fewer passes in 23 of his last 27 appearances after walking 19 in his first three

starts...won three straight from April 9-20...was first among Dodger starting pitchers with a .210 batting average (13-for-62) with one home run and nine RBI...had two-hit games on June 19 at Philadelphia and on Aug. 18 vs. Florida...was 5-9 with a 6.03 ERA (64 ER/95.2 IP) from May-July...made only relief appearance on May 18 vs. Houston, pitching 1.2 scoreless innings in 11-3 loss...was first relief appearance since April 22, 1998...struck out season-high eight batters at Pittsburgh on July 19...did not walk a batter for the first time in 20 starts on July 29 vs. Cincinnati, striking out seven in 6.0 innings...slugged his second career home run on Aug. 8, a three-run shot off the Mets' Masato Yoshii in the second inning...pitched his second career shutout on Aug. 18 vs. Florida...scattered seven hits with four strikeouts and no walks...sparked Dodgers with his bat during 4-1 victory at Chicago on Sept. 5...trailing 1-0, the Dodgers scored four runs in the fifth inning, including Dreifort's bases-loaded double which made the score 3-1...**1998:** Went 8-12 with a 4.00 ERA in 32 games, including 26 starts, as he was a regular in the Dodgers' starting rotation for the first time...set a career high in strikeouts with 168...in his 26 starts, went 8-12 with a 4.36 ERA (80 ER/165.0 IP)...did not allow an earned run

in his six relief appearances, allowing eight hits, two walks and 13 strikeouts in 15.0 innings...among NL pitchers, tied for fifth with 8.4 strikeouts per 9.0 innings and ranked 11th in strikeouts...worked at least 6.0 innings in 19 of his last 22 starts, including 16 consecutive appearances from May 11-July 31...issued two walks or less in 17 of his starts, including six outings in which he walked no batters...had a 3:1 strikeout to walk ratio (168 SO/57 BB)...made his first Major League start on April 11 vs. Houston, suffering the loss in a 6-2 decision after allowing five runs on eight hits in 5.0 innings while striking out four...went on to lose four straight decisions in his first five starts from April 11-May 11...earned his first big league win as a starter on May 16 vs. Montreal, allowing three runs (two earned) on four hits in 6.2 innings...won his next two starts to give him a three-game winning streak for the second time in his career...in his seventh Major League start on May 22 at Arizona, he pitched a six-hit shutout in the Dodgers' 5-0 victory...combined with Jeff Shaw to throw the 27th one-hitter in Los Angeles history on July 20 vs. Cincinnati in the Dodgers' 2-0 win...in his Aug. 22 start at Atlanta, left in the second inning with an injured right elbow after Braves' first baseman Andres Galarraga charged the mound when he was hit by a pitch, inciting a bench-clearing brawl...fanned 10 batters in a 7.0-inning stint on July 25 vs. Arizona, but suffered the loss in the Dodgers' 5-3 defeat...did not pitch for the remainder of the season due to soreness in his right shoulder after winning his last start on Sept. 4 vs. San Francisco...led all Dodger pitchers in batting with a .224 average (11-for-49)...on July 25 vs. Arizona, hit his first career home run off Omar Daal - a 430-foot blast to center field...it was the first home run by a Dodger pitcher since Kevin Gross went deep on May 23, 1994...**1997:** Spent his first full season with the Dodgers and went 5-2 with four saves and a 2.86 ERA in 48 games...retired 38 of the 42 first batters he faced (90 percent) and stranded 21 of the 27 runners he inherited (78 percent)...held opposing batters to a team-low .202 average...earned a save in his first appearance of the season on April 2 against Philadelphia after throwing 1.1 scoreless innings of relief...missed 32 games after being placed on the 15-day disabled list on May 14 (retroactive to May 12) with tendinitis in his right elbow...was reinstated from the disabled list on June 17...recorded six strikeouts and earned his second save of the season on Aug. 8 at Cincinnati after allowing one hit in 4.0 scoreless innings in the Dodgers' 10-5 win...**1996:** Compiled a 1-4 record and 4.94 ERA in 19 games for the Dodgers after splitting the season with Los Angeles and Albuquerque as he bounced back from elbow surgery...was recalled from Albuquerque on July 25...earned his first Major League win on Aug. 30 at Philadelphia

after pitching 2.1 shutout innings...the win snapped a six-game losing streak to start his career...pitched 0.2 scoreless innings in Game 3 of the NL Division Series at Atlanta...was 5-6 with a 4.17 ERA in 18 starts at Albuquerque...**1995:** Missed the entire season recovering from reconstructive surgery performed by team physician Dr. Frank Jobe on March 14 to repair a torn medial collateral ligament in his right elbow...took advantage of his recovery time by earning his undergraduate degree at Wichita State University...**1994:** Finished 0-5 with a 6.21 ERA and six saves in nine opportunities for the Dodgers in 27 games...pitched a perfect ninth inning in his Major League debut on April 7 vs. Florida in the Dodgers' 1-0 defeat...he and Chan Ho Park became the 17th and 18th players in Major League history since the amateur draft began in 1965 to make their professional debuts in the Major Leagues...enjoyed great success at Dodger Stadium, going 0-0 with a 0.79 ERA (1 ER/11.1 IP) in 10 games...hit a game-winning pinch-hit single on May 27 vs. Pittsburgh off Jeff Ballard in his first big league at-bat...had a sacrifice bunt on April 22 vs. Montreal in his first plate appearance as a Major Leaguer...was optioned to Double-A San Antonio on June 23 and went 3-1 with a 2.80 ERA in eight starts...promoted to Albuquerque and won his only start (4 ER/ 6.1 IP)...**1993:** Made his debut with the Dodgers in the Arizona Instructional League but left early with tendinitis in his right shoulder.

COLLEGE/AMATEUR HIGHLIGHTS: Won the Golden Spikes Award as baseball's top amateur player in 1993 after earning All-America honors by leading Wichita State University to the College World Series championship game against Louisiana State...went 11-1 with a 2.48 ERA and 120 strikeouts in 102.0 innings for the Shockers...also batted .327 with 22 homers and 66 RBI...was named the Missouri Valley Conference Pitcher of the Year in 1993 while also earning first-team All-MVC honors as a relief pitcher and second-team all-conference honors as a designated hitter...was also named the Atlantic Region MVP...was a first-team All-America selection for three consecutive seasons after compiling a 26-5 record with 17



saves, 2.24 ERA and 275 strikeouts in 261.0 innings pitched in three seasons at Wichita State...also batted .318 with 25 home runs and 89 RBI in 314 at-bats...the Shockers reached the College World Series in all three of his seasons at Wichita State and played in the championship game in 1991 and 1993...was a member of the 1992 United States baseball team which participated in the Olympic games in Barcelona, Spain...pitched in five of Team USA's seven Olympic tournament games...in 19 summer games with Team USA, he went 2-0 with a 2.10 ERA in 34.1 innings during the tour...was also a member of the 1991 U.S. national baseball team.

PERSONAL: Darren John Dreifort (DRY-fert)...wife's name is Ann and they have one son, Jacob Evan (Sept. 5, 2001)...is in the third year of a five-year contract which runs through 2005...was the Dodgers' first-round selection and the second pick overall in the June 1993 First-Year Player Draft behind Seattle's Alex Rodriguez...helped raise \$16,400 for Kids in Sports as Dodger sponsor Farmer John donated \$100 for every strikeout that he recorded...his father, John, is chairman of the history department at Wichita State University...was named to the Athletic Director's Honor Roll in Fall 1990 and 1992 at Wichita State, as well as the academic All-Missouri Valley Conference team in 1991...attended Heights High School in Wichita, KS and lettered four years in basketball and two in baseball...credits his older brother Todd, who also earned college All-America honors, as being his biggest inspiration in baseball...signed by Tom Thomas.

DARREN DREIFORT'S CAREER PITCHING RECORD

YEAR	TEAM	W-L	ERA	G	GS	CG	SHO	SV	IP	H	R	ER	HR	HB	BB	SO	WP	BK
1994	San Antonio	3-1	2.80	8	8	0	0	0	35.1	36	14	11	0	2	13	32	3	0
	Albuquerque	1-0	5.68	1	1	0	0	0	6.1	8	4	4	1	0	3	3	0	0
	LOS ANGELES	0-5	6.21	27	0	0	0	6	29.0	45	21	20	0	4	15	22	1	0
1995	LOS ANGELES	Injured - Did Not Play																
1996	Albuquerque	5-6	4.17	18	18	0	0	0	86.1	88	49	40	6	6	52	75	6	2
	LOS ANGELES	1-4	4.94	19	0	0	0	0	23.2	23	13	13	2	0	12	24	2	1
1997	Albuquerque#	0-0	1.59	2	2	0	0	0	5.2	2	1	1	1	0	1	3	0	0
	LOS ANGELES	5-2	2.86	48	0	0	0	4	63.0	45	21	20	3	1	34	63	3	1
1998	LOS ANGELES	8-12	4.00	32	26	1	1	0	180.0	171	84	80	12	10	57	168	9	0
1999	LOS ANGELES	13-13	4.79	30	29	1	1	0	178.2	177	105	95	20	7	76	140	9	4
2000	LOS ANGELES	12-9	4.16	32	32	1	1	0	192.2	175	105	89	31	12	87	164	17	3
2001	LOS ANGELES	4-7	5.13	16	16	0	0	0	94.2	89	62	54	11	6	47	91	10	0
2002	LOS ANGELES	Injured - Did Not Play																
Major League Totals - 7 years		43-52	4.38	204	103	3	3	10	761.2	725	411	371	79	40	328	672	51	9
Dodger Totals - 7 years		43-52	4.38	204	103	3	3	10	761.2	725	411	371	79	40	328	672	51	9
Minor League Totals - 3 years		9-7	3.77	29	29	0	0	0	133.2	134	68	56	8	8	69	113	9	2

Minor League Rehabilitation Assignment

DARREN DREIFORT'S CAREER DIVISION SERIES PITCHING RECORD

YEAR	TEAM VS. OPP.	W-L	ERA	G	GS	CG	SHO	SV	IP	H	R	ER	HR	HB	BB	SO	WP	BK
1996	LOS ANGELES vs. Atl.	0-0	0.00	1	0	0	0	0	0.2	0	0	0	0	0	0	0	0	0
Division Series Totals		0-0	0.00	1	0	0	0	0	0.2	0	0	0	0	0	0	0	0	0

DARREN DREIFORT'S CAREER PITCHING BREAKDOWN

2002		CAREER										2002		CAREER									
W-L-S	ERA	G	IP	ER	TEAM	W-L-S	ERA	G	IP	ER	W-L-S	ERA	G	IP	ER	TEAM	W-L-S	ERA	G	IP	ER		
-	-	-	-	-	Arizona	3-6-0	4.64	11	64.0	33	-	-	-	-	-	Anaheim	1-1-0	9.26	3	11.2	12		
-	-	-	-	-	Atlanta	2-6-0	6.08	14	40.0	27	-	-	-	-	-	Baltimore	-	-	-	-	-		
-	-	-	-	-	Chicago	2-2-0	4.11	14	57.0	26	-	-	-	-	-	Boston	-	-	-	-	-		
-	-	-	-	-	Cincinnati	1-1-1	2.91	9	34.0	11	-	-	-	-	-	Chicago	-	-	-	-	-		
-	-	-	-	-	Colorado	2-4-0	5.16	17	52.1	30	-	-	-	-	-	Cleveland	-	-	-	-	-		
-	-	-	-	-	Florida	2-3-0	3.74	13	43.1	18	-	-	-	-	-	Detroit	-	-	-	-	-		
-	-	-	-	-	Houston	3-4-0	3.54	13	56.0	22	-	-	-	-	-	Kansas City	-	-	-	-	-		
-	-	-	-	-	Los Angeles	-	-	-	-	-	-	-	-	-	-	Minnesota	-	-	-	-	-		
-	-	-	-	-	Milwaukee	1-0-0	2.50	3	18.0	5	-	-	-	-	-	New York	-	-	-	-	-		
-	-	-	-	-	Montreal	3-1-0	4.08	12	39.2	18	-	-	-	-	-	Oakland	0-1-0	14.54	1	4.1	7		
-	-	-	-	-	New York	2-2-1	3-33	16	46.0	17	-	-	-	-	-	Seattle	2-0-1	2.81	3	16.0	5		
-	-	-	-	-	Philadelphia	5-2-2	3.65	14	49.1	20	-	-	-	-	-	Tampa Bay	-	-	-	-	-		
-	-	-	-	-	Pittsburgh	5-5-1	6.36	14	46.2	33	-	-	-	-	-	Texas	4-1-0	4.97	7	29.0	16		
-	-	-	-	-	St. Louis	2-3-1	4.12	9	39.1	18	-	-	-	-	-	Toronto	-	-	-	-	-		
-	-	-	-	-	San Diego	0-7-1	5.40	16	61.2	37	-	-	-	-	-	Home	23-24-4	4.63	99	400.1	206		
-	-	-	-	-	San Francisco	3-3-2	2.70	15	53.1	16	-	-	-	-	-	Road	20-28-6	4.11	105	361.1	165		
-	-	-	-	-	March/April	6-5-3	3.36	42	128.2	48	-	-	-	-	-	Day	10-19-5	5.00	59	200.0	111		
-	-	-	-	-	May	9-10-4	4.83	37	147.1	79	-	-	-	-	-	Night	33-33-5	4.17	145	561.2	260		
-	-	-	-	-	June	6-16-0	5.94	33	147.0	97	-	-	-	-	-	Grass	34-47-8	4.50	174	664.1	332		
-	-	-	-	-	July	8-8-0	3.98	28	120.0	53	-	-	-	-	-	Turf	9-5-2	3.61	30	97.1	39		
-	-	-	-	-	August	9-7-2	3.86	36	137.2	59	-	-	-	-	-	Pre-ASG	23-34-7	4.82	119	455.1	244		
-	-	-	-	-	Sept./Oct.	5-6-1	3.89	28	81.0	35	-	-	-	-	-	Post-ASG	20-18-3	3.73	85	306.1	127		
-	-	-	-	-							-	-	-	-	-	Starter	37-41-0	4.55	103	629.1	318		
-	-	-	-	-							-	-	-	-	-	Reliever	6-11-10	3.60	101	132.1	53		

DARREN DREIFORT'S CAREER PITCHING BREAKDOWN BY BALLPARK

BALLPARK	W-L-S	ERA	G	IP	ER	BALLPARK	W-L-S	ERA	G	IP	ER
Astrodome	1-1-0	2.35	5	15.1	4	Ballpark in Arlington	2-1-0	4.60	4	15.2	8
Atlanta-Fulton County Stadium	0-1-0	40.50	1	0.2	3	Comiskey Park (New)	-	-	-	-	-
Bank One Ballpark	3-2-0	4.20	5	30.0	14	Edison Int'l Field/Anaheim	0-1-0	15.75	1	4.0	7
Busch Stadium	1-0-1	0.00	5	16.2	0	Fenway Park	-	-	-	-	-
Cinergy Field/Riverfront Stadium	0-0-1	3.68	4	7.1	3	Jacobs Field	-	-	-	-	-
Coors Field	1-2-0	3.73	8	31.1	13	Kauffman/Royals Stadium	-	-	-	-	-
County Stadium	1-0-0	2.50	3	18.0	5	Kingdome	1-0-0	1.13	1	8.0	1
Dodger Stadium	23-24-4	4.63	99	400.1	206	Metrodome	-	-	-	-	-
Minute Maid Park/Enron Field	0-2-0	2.57	2	14.0	4	Network Assoc./Oak. Coliseum	0-1-0	14.54	1	4.1	7
Mile High Stadium	0-1-0	27.00	2	1.0	3	Oriole Park at Camden Yards	-	-	-	-	-
Miller Park	-	-	-	-	-	SAFECO Field	-	-	-	-	-
Olympic Stadium	1-1-0	4.41	6	16.1	8	SkyDome	-	-	-	-	-
Pacific Bell Park	0-0-0	1.59	2	11.1	2	Tropicana Field	-	-	-	-	-
PNC Park	-	-	-	-	-	Yankee Stadium	-	-	-	-	-
Pro Player Stadium	0-0-0	6.75	4	4.0	3						
Qualcomm Stadium	0-3-0	6.08	7	26.2	18						
Shea Stadium	1-2-1	2.51	10	28.2	8						
Three Rivers Stadium	3-3-0	6.14	8	29.1	20						
3Com/Candlestick Park	0-2-2	3.86	6	11.2	5						
Turner Field	1-4-0	6.23	7	17.1	12						
Veterans Stadium	3-0-1	1.42	5	19.0	3						
Wrigley Field	1-1-0	4.11	8	30.2	14						

DARREN DREIFORT'S CAREER FIELDING RECORD

POSITION	PCT	G	PO	A	E	TC	DP
Pitcher	.947	204	68	147	12	227	10

DARREN DREIFORT'S CAREER BATTING RECORD

YEAR	TEAM	AVG	G	AB	R	H	2B	3B	HR	RBI	SH	SF	HP	BB	SO	SB	CS	E	
1994	LOS ANGELES	1.000	28	1	0	1	0	0	0	1	1	0	0	0	0	0	0	2	
1996	LOS ANGELES	.000	20	3	0	0	0	0	0	0	0	0	0	2	0	0	0	0	
1997	LOS ANGELES	.143	48	7	0	1	0	0	0	0	0	0	0	5	0	0	0	1	
1998	LOS ANGELES	.224	33	49	10	11	0	0	1	2	5	0	0	2	22	0	0	4	
1999	LOS ANGELES	.210	30	62	7	13	4	0	1	9	4	0	0	3	23	1	0	3	
2000	LOS ANGELES	.162	32	68	5	11	3	0	3	8	1	0	1	1	25	0	0	1	
2001	LOS ANGELES	.152	16	33	4	5	2	0	1	2	3	0	0	1	20	1	0	1	
2002	LOS ANGELES																		
Injured - Did Not Play																			
Major League Totals - 7 years		.188	207	223	26	42	9	0	6	22	14	0	1	7	97	2	0	12	

CAREER TRANSACTIONS

- Selected by the New York Mets in the 10th round of the June 1990 First-Year Player Draft, did not sign.
- Selected by Los Angeles in the first round (second overall) in the June 1993 First-Year Player Draft.

DISABLED LIST

- 1995 season (torn medial collateral ligament in right elbow).
- May 12-June 17, 1997 (right elbow tendinitis).
- June 30-end of 2001 season (right elbow surgery).
- March 19-end of 2002 season (rehabilitation of right elbow).

CAREER SINGLE-GAME BESTS

Low-Hit Complete Game:	2, May 12, 2000 at STL	Most Walks:	9, April 20, 1999 vs. ATL
Most Innings Pitched - Starter:	9.0 (3 times), last time: May 12, 2000 at STL	Longest Winning Streak:	6 games, July 17-Aug. 13, 2000
Most Innings Pitched - Reliever:	5.1, April 18, 1998 at CHI	Longest Losing Streak:	6 games, April 16, 1994-Aug. 1, 1996
Most Strikeouts:	11, Aug. 30, 2000 at MIL		



Eric Gagne

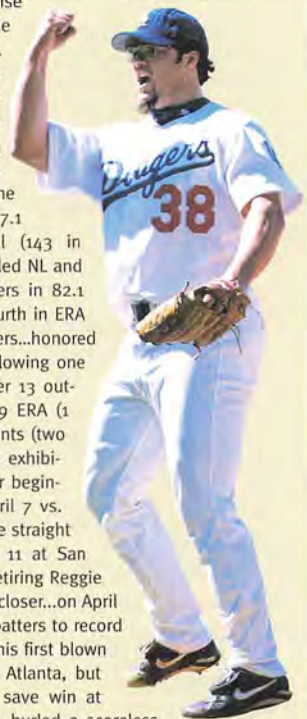
BATS/THROWS: Right/Right • HEIGHT/WEIGHT: 6-2/234

OPENING DAY AGE: 27 • BORN: January 7, 1976 in Montreal, Quebec, Canada • M.L. SERVICE: 2.119
RESIDES: Montreal, Quebec, Canada • ACQUIRED: Signed as a non-drafted free agent on July 26, 1995



CAREER SUMMARY: After being a starter through most of his professional career, the Canadian right-hander had a breakthrough season in 2002 as he made a successful conversion to full-time reliever...emerged as the Dodger closer and set the club's all-time single-season saves record with 52, the fifth-highest total in Major League history...prior to 2002, had made starts in 48 of 58 Major League appearances...during five minor league seasons, he was a starter in all but two of 87 games pitched...has struck out 353 batters in 365.1 Major League innings...recorded 550 strikeouts in 502.0 innings during his minor league career, an average of 9.9 whiffs per 9.0 innings...made his Major League debut on Sept. 7, 1999 at Florida...collected his first big league win on Oct. 1, 1999 at Houston...posted first career save on April 7, 2002 vs. Colorado.

2002: Enjoyed record-breaking performance in first season as the Dodger closer...in 77 appearances, was 4-1 with a 1.97 ERA and 52 saves, collecting 114 strikeouts and allowing just 12 unintentional walks in 82.1 innings...the 52 saves ranked second in the Major Leagues to Atlanta's John Smoltz (55) and also shattered the franchise single-season mark of 44 set by Todd Worrell in 1996...ranks fifth on the Majors' all-time single-season saves list, trailing only Bobby Thigpen (57, 1990), Smoltz (55, 2002), Trevor Hoffman (53, 1998) and Randy Myers (53, 1993)...converted 52 of 56 save opportunities (93 percent) and was 26-for-27 in save chances at Dodger Stadium...had saves in back-to-back games 16 times and in three straight games four times...was runner-up to Smoltz (164 points) in Rolaids Relief Man competition with 159 points...pitched 1.0 inning in 2002 MLB All-Star Game in Milwaukee...became quickest pitcher in MLB history to reach both 20 saves (in team's 56th game) and 30 saves (in team's 82nd game)...the 114 whiffs were second among MLB relief pitchers (Houston's Octavio Dotel had 118 in 97.1 innings) and are second all-time among Dodger relievers behind Mike Marshall (143 in 1974)...struck out two or more batters in 36 games and three or more on 11 occasions...led NL and ranked second in Majors by allowing just 8.0 baserunners per 9.0 innings (73 runners in 82.1 innings)...among NL relievers, was third in lowest batting average against (.189) and fourth in ERA (1.97)...in a 28-inning stretch from May 4-July 3, did not issue a walk, a span of 99 batters...honored as the NL Pitcher of the Month for June when he was 11-for-11 in save opportunities, allowing one earned run (0.63 ERA), seven hits and no walks with 24 strikeouts in 14.1 innings over 13 outs...also posted double-figures in saves with 10 in August...during April, had a 0.69 ERA (1 ER/13.0 IP) and nine saves...led NL relievers in September with 26 Rolaids Relief Man points (two wins, seven saves, one tough save)...had a great spring, compiling a 0.47 ERA in nine exhibition games, allowing eight hits and three walks with 19 strikeouts in 19.0 innings...after beginning season by pitching in three non-save situations, hurled a scoreless inning on April 7 vs. Colorado to notch first save of his professional career...proceeded to convert his next nine straight save opportunities...retired 19 straight batters from April 11-28...got a save on April 11 at San Francisco, escaping own one-out, two-on jam in the ninth by striking out Jeff Kent and retiring Reggie Sanders on a fly out...after the game, Manager Jim Tracy named him as the team's sole closer...on April 19 vs. San Diego, entered with two on and two outs in the eighth and retired final four batters to record a save...did not allow a run in his first 11 appearances, a string of 12.0 innings...suffered his first blown save when Atlanta's Gary Sheffield hit a game-tying ninth-inning homer on May 7 at Atlanta, but rebounded to pitch a scoreless 10th frame...struck out the side one night later to save win at Atlanta...converted 20 straight save chances from May 8-July 1...on June 2 vs. Arizona, hurled a scoreless inning, striking out two, to record save No. 20...retired the side in order in four straight outings from June 1-8...on June 16 vs. Anaheim, recorded save by tossing 1.2 scoreless innings, striking out the side in the ninth...collected saves in four straight games June 19-22...entered the June 21 contest vs. Boston with two outs in the eighth and a one-run lead and struck out all four batters he faced...on July 1 at Arizona, retired the side in order to record his 30th save...on July 23 at San Diego, struck out the side to get his 35th save...Aug. 3 at Philadelphia, hurled 2.0 hitless and scoreless innings to earn his first win since Sept. 20, 2001...pitched 1.1 scoreless innings on Aug. 7 vs. Pittsburgh for his 37th save...retired the side in order to earn save Nos. 38 and 39 in back-to-back games Aug. 9 and 10 vs. Philadelphia...had saves in three straight games Aug. 14-16...recorded 40th save by pitching a 1-2-3 inning on Aug. 14 at Montreal...retired side in order, two on strikeouts, for his 42nd save on Aug. 16 at New York and 43rd save on Aug. 18 at New York...earned a victory on Aug. 23 vs. Atlanta, pitching a scoreless inning and striking out two...on Aug. 24 vs. Atlanta, tossed scoreless ninth to



record his 44th save and tie the franchise single-season record...matched season high with four strikeouts on Aug. 26 vs. Arizona, although he suffered his fourth blown save in a 1.2 inning outing...broke franchise single-season saves mark, recording No. 45 by striking out the side on Aug. 28 vs. Atlanta...in 18-outing stretch from Aug. 3-Sept. 6, was 2-1 with 13 saves...on Sept. 1 at Houston, pitched a scoreless frame, fanning two, for his 46th save...on Sept. 16 vs. San Francisco, pitched 1.2 scoreless innings, allowing no hits and a walk to notch his 48th save and his eighth save when pitching more than 1.0 inning...earned saves No. 50 and 51 with scoreless ninths in back-to-back games on Sept. 21 and 22 at San Diego...struck out the side for the eighth time to get his third win on Sept. 25 vs. San Diego...tossed a scoreless ninth on Sept. 26 vs. San Diego for save No. 52...in his final outing of the season, equalled a season high by pitching 2.0 innings, allowing no runs and earning the win in the club's 1-0 triumph vs. San Diego on Sept. 27...in the ninth, retired the side in order for the 33rd time...in his last five appearances, picked up a pair of wins and three saves...**2001:** Went 6-7 with a 4.75 ERA (80 ER/151.2 IP) in 33 games (24 starts) during three stints with the Dodgers...was second on the team in starts and third in innings pitched...went 5-6 with a 4.92 ERA (75 ER/137.1 IP) in 24 starts and 1-1 with a 3.14 ERA (5 ER/14.1 IP) in nine relief outings...was on the Opening Day roster and started the Dodgers' second game of the season, a 3-2 loss vs. Randy Johnson and the Arizona Diamondbacks...had no decision in the game, allowing one run in 5.0 innings, and left with a 2-1 lead...won his first game of the season on April 19 at San Francisco, 10-1, allowing one run on six hits in a career-high 8.0 innings...after the second inning, allowed just one runner to reach second base...had no decision in his next nine starts, going 0-2 with seven no-decisions and a 6.40 ERA (32 ER/45.0 IP)...struck out a career-high nine batters in a 6-5 Dodger win on April 25 vs. Pittsburgh, but had no decision...had no decision in the Dodgers' 3-2 loss on May 6 at Chicago despite allowing no earned runs and just an infield single by Eric Young (fourth inning) in 7.0 innings...lost 3-1 on May 17 in his hometown of Montreal, allowing solo home runs to Orlando Cabrera and Lee Stevens in the first inning and then shutting out the Expos the next five innings...slugged his first career home run, but matched a career-high with eight earned runs allowed, in 2.2 innings and had no decision in the Dodgers' 9-8, 10-inning win on June 3 at Houston...optioned to Triple-A Las Vegas on June 12 and recalled on July 4...started that day vs. San Francisco and had no decision in the Dodgers' 4-3 win...pitched 6.0 shutout innings, allowing seven hits, walking one and striking out six...optioned back to Las Vegas on July 5 and recalled on July 15...matched a season and career-high by pitching 8.0 innings (3 ER) and picking up a win in the Dodgers' 6-4 victory in his next start on July 16 at Pittsburgh...was the starter and winner in the Dodgers' record-setting 22-7 victory at Colorado on July 21, allowing seven runs in 6.0 innings...won his season-best third straight start on July 26 vs. Colorado, 3-1...allowed just two hits and no runs through six innings, then allowed a hit and three walks before exiting with one out in the seventh...was 5-3 with a 4.03 ERA after the All-Star break...demonstrated good control with nearly a 3:1 strikeout to walk ratio (130:46), allowing two walks or less in 16 of 24 starts and three walks or less in 23 of 24 starts...was 3-0 with a 1.52 ERA in four starts for Las Vegas, striking out 31 batters and allowing just 15 hits in 23.2 innings while limiting opposing batters to a .195 batting average...struck out 10 in 8.2 innings on June 28 vs. Nashville...**2000:** Was 4-6 with a 5.15 ERA (58 ER/101.1 IP) in 20 games with the Dodgers...allowed three earned runs or less in 15 of his 20 appearances...had contract purchased from Triple-A Albuquerque on April 15 and went 1-4 with a 4.47 ERA (25 ER/50.1 IP) in his first 10 games (nine starts) for the Dodgers...made his first career relief appearance on May 14 at St. Louis...had no decision as he allowed two runs in 3.1 innings in the Dodgers' 12-10 loss...picked up his first win of the season on June 6 at Texas as he pitched 6.1 scoreless innings in the Dodgers' 7-1 win...optioned to Albuquerque on June 13 and recalled again on June 27...was 0-2 with a 8.19 ERA (27 ER/29.2 IP) in six starts from June 27 to July 27...optioned to Triple-A on July 28, recalled on Sept. 11 and arrived at Bank One Ballpark in Arizona two hours prior to game time only to find out he would be starting that night...allowed just one hit in 6.0 shutout innings to pick up the victory in the Dodgers' 6-3 win against the Diamondbacks...was 3-0 with a 2.53 ERA (6 ER/21.1 IP) in his final four starts of the season...helped lead Albuquerque to the postseason in the Pacific Coast League as he went 5-1 with a 3.88 ERA in nine starts...won his only start for the Dukes in the semifinals, defeating Memphis 5-2 on Sept. 7...he compiled a 17-5 record and a 2.94 ERA (73 ER/223.1 IP) in 35 starts at Double-A San Antonio and Triple-A Albuquerque during 1999-2000...*Baseball America* ranked him as the top new impact pitcher prior to the 2000 season...**1999:** Went 1-1 with a 2.10 ERA in five games following Sept. 7 recall from Double-A San Antonio, where he won Texas League Pitcher of the Year honors after going 12-4 with a 2.63 ERA in 26 starts with 185 strikeouts in 167.2 innings for the Missions...was also selected as the Dodger organization's Minor League Pitcher of the Year...pitched 6.0 scoreless innings in Major League debut at Florida on Sept. 7...struck out eight, the most by a Dodger pitcher making his big league debut since Pedro Astacio fanned 10 in the second game of a doubleheader vs. Philadelphia on July 3, 1992...collected first Major League hit, a single, in the third inning...faced Marlins pitcher Ryan Dempster in rare matchup of two hurlers from Canada...marked first time two Canadian-born pitchers faced each other in a NL game since Reggie Cleveland (St. Louis) and Ferguson Jenkins (Chicago) met on July 28, 1973...Gagne and Dempster were roommates when they played for Team Canada in the 1993 Junior World Championships in Windsor, Ontario...held the Padres to one run on two hits in 7.0 innings on Sept. 22...faced 22 batters, one over the minimum... posted a 2.63 ERA in his first four starts...the Dodgers didn't score in his debut and blew leads in two other games...picked up first Major League victory on Oct. 1 in club's 5-1 win at Houston...allowed no runs on five hits in 6.0 innings...held opposing batters to a .175 (18-for-103) average with Dodgers...led the Texas League in strikeouts, ranked second in ERA and third in victories while holding opposing batters to a .201 average...with 55 strikeouts in his last five starts with San Antonio, became the first minor league pitcher in the last three years to compile double-digits in strikeouts in five consecutive starts...pitched 2.0 perfect innings in Double-A All-Star Game on July 14 in Mobile, AL...**1998:** Went 9-7 with a 3.74 ERA in 25 starts for Single-A Vero Beach...struck out 144 batters in 139.2 innings and walked only 48...led Vero Beach in strikeouts and

innings pitched and tied for the team lead in wins and games started...among Florida State League leaders, was third in opponents' batting average (.225), fourth in strikeouts, strikeouts per 9.0 innings (9.28) and runners per 9.0 innings (10.96) and tied for fourth in complete games (3)...among Dodger minor leaguers, he ranked third in strikeouts, tied for fourth in wins and games started and seventh in innings pitched...in his final seven starts of the season, he was 5-1 with a 1.63 ERA and fanned 65 batters in 49.0 innings, including 13 whiffs in his final start of the year...had consecutive 10-strikeout performances on Aug. 1 and Aug. 9...1997: Missed the entire season recovering from "Tommy John" surgery on his right elbow in April...1996: Went 7-6 with a 3.28 ERA in 23 games, including 21 starts, for Single-A Savannah in his first professional campaign...struck out 131 batters in 115.1 innings...averaged 10.22 strikeouts per 9.0 innings...struck out 11 in a 3-0 win at Charleston on April 16...also whiffed a career-best 14 batters in a no-decision at Charleston on June 7...was 3-0 with a 1.31 ERA and 49 strikeouts over 48.0 innings in his last nine starts.

PERSONAL: Eric Serge Gagne (gahn-YAY)...he and his wife Valerie have a daughter, Faye (2)....graduated from Polyvalente Edouard Montpetit High School in Montreal, Quebec, Canada...named as co-recipient, along with Colorado Rockies outfielder Larry Walker, of the 2002 Tip O'Neill Award, presented by the Canadian Baseball Hall of Fame to the country's baseball player "judged to have excelled in individual achievement and team contribution, while adhering to the highest ideals of the game." The award is named after James "Tip" O'Neill, a Canada native who was one of baseball's earliest star players...pitched for Canadian National team in 1995...played baseball for one season at Seminole State Junior College (OK), during which time he learned the English language...grew up within walking distance of Montreal's Olympic Stadium and attended several Expos games...while recovering from elbow surgery in 1997, pondered retiring and accepting a hockey scholarship from the University of Vermont...wears prescription goggles when he pitches because of an old hockey injury...signed by Claude Pelletier.

ERIC GAGNE'S CAREER PITCHING RECORD

YEAR	TEAM	W-L	ERA	G	GS	CG	SHO	SV	IP	H	R	ER	HR	HB	BB	SO	WP	BK
1996	Savannah	7-6	3.28	23	21	1	1	0	115.1	94	48	42	11	1	43	131	7	5
1997									Injured - Did Not Play									
1998	Vero Beach	9-7	3.74	25	25	3	1	0	139.2	118	69	58	16	4	48	144	5	3
1999	San Antonio	12-4	2.63	26	26	0	0	0	167.2	122	55	49	17	8	64	185	6	0
	LOS ANGELES	1-1	2.10	5	5	0	0	0	30.0	18	8	7	3	0	15	30	1	0
2000	Albuquerque	5-1	3.88	9	9	0	0	0	55.2	56	30	24	8	0	15	59	1	0
	LOS ANGELES	4-6	5.15	20	19	0	0	0	101.1	106	62	58	20	3	60	79	4	0
2001	Las Vegas	3-0	1.52	4	4	0	0	0	23.2	15	4	2	0	0	8	31	2	0
	LOS ANGELES	6-7	4.75	33	24	0	0	0	151.2	144	90	80	24	16	46	130	3	1
2002	LOS ANGELES	4-1	1.97	77	0	0	0	52	82.1	55	18	18	6	2	16	114	1	0
Major League Totals - 4 years		15-15	4.02	135	48	0	0	52	365.1	323	178	163	53	21	137	353	9	1
Dodger Totals - 4 years		15-15	4.02	135	48	0	0	52	365.1	323	178	163	53	21	137	353	9	1
Minor League Totals - 5 years		36-18	3.17	87	85	4	2	0	502.0	405	206	177	54	13	178	550	21	8

ERIC GAGNE'S CAREER ALL-STAR GAME PITCHING RECORD

YEAR	TEAM, Site	W-L	ERA	G	GS	CG	SHO	SV	IP	H	R	ER	HR	HB	BB	SO	WP	BK
2002	LOS ANGELES, at Mil.	0-0	9.00	1	0	0	0	0	1.0	2	1	1	1	0	0	1	0	0
All-Star Game Totals		0-0	9.00	1	0	0	0	0	1.0	2	1	1	1	0	0	1	0	0

ERIC GAGNE'S CAREER PITCHING BREAKDOWN

2002					CAREER					2002					CAREER						
W-L-S	ERA	G	IP	ER	W-L-S	ERA	G	IP	ER	W-L-S	ERA	G	IP	ER	W-L-S	ERA	G	IP	ER		
0-0-7	3.27	10	11.0	4	Arizona	2-0-7	2.20	16	28.2	7	0-0-2	0.00	2	3.0	0	Anaheim	0-1-2	2.25	3	4.0	1
1-0-2	1.80	4	5.0	1	Atlanta	1-4-2	4.25	8	29.2	14	0-0-1	0.00	2	2.0	0	Baltimore	0-0-1	0.00	2	2.0	0
0-0-2	4.50	2	2.0	1	Chicago	0-0-2	1.15	4	15.2	2	0-0-2	0.00	2	2.1	0	Boston	0-0-2	0.00	2	2.1	0
0-0-0	16.20	3	1.2	3	Cincinnati	0-1-0	4.97	8	29.0	16	-	-	-	-	-	Chicago	-	-	-	-	
1-0-3	1.13	7	8.0	1	Colorado	4-0-3	5.82	13	38.2	25	-	-	-	-	-	Cleveland	-	-	-	-	
0-0-1	0.00	2	2.0	0	Florida	0-0-1	1.93	4	14.0	3	-	-	-	-	-	Detroit	-	-	-	-	
0-0-2	0.00	2	2.0	0	Houston	1-0-2	7.53	5	14.1	12	-	-	-	-	-	Kansas City	-	-	-	-	
-	-	-	-	-	Los Angeles	-	-	-	-	-	-	-	-	-	-	Minnesota	-	-	-	-	
0-0-3	6.00	3	3.0	2	Milwaukee	0-0-3	6.00	3	3.0	2	-	-	-	-	-	New York	-	-	-	-	
0-1-4	2.08	5	4.1	1	Montreal	0-2-4	2.08	7	17.1	4	-	-	-	-	-	Oakland	0-1-0	10.80	1	5.0	6
0-0-2	2.25	4	4.0	1	New York	0-1-2	5.14	6	14.0	8	-	-	-	-	-	Seattle	0-1-0	21.60	1	3.1	8
1-0-3	1.80	4	5.0	1	Philadelphia	1-1-3	5.00	5	9.0	5	0-0-1	0.00	1	1.0	0	Tampa Bay	0-0-1	0.00	1	1.0	0
0-0-2	0.00	2	2.1	0	Pittsburgh	1-0-2	4.64	5	21.1	11	-	-	-	-	-	Texas	1-0-0	1.13	2	8.0	1
0-0-2	0.00	2	2.0	0	St. Louis	0-1-2	4.63	5	11.2	6	0-0-2	0.00	2	2.0	0	Toronto	0-0-2	0.00	2	2.0	0
1-0-7	0.00	8	9.1	0	San Diego	3-0-7	2.56	15	45.2	13	3-0-26	1.41	40	44.2	7	Home	6-9-26	3.64	70	190.1	77
0-0-4	2.61	10	10.1	3	San Francisco	1-2-4	3.74	17	45.2	19	1-1-26	2.63	37	37.2	11	Road	9-6-26	4.42	65	175.0	86
0-0-9	0.69	12	13.0	1	March/April	1-2-4	3.70	20	58.1	24	1-0-18	3.04	23	23.2	8	Day	3-5-18	5.98	39	84.1	56
0-0-9	2.51	13	14.1	4	May	0-4-9	4.52	24	69.2	35	3-1-34	1.53	54	58.2	10	Night	12-10-34	3.43	96	281.0	107
0-0-11	0.63	13	14.1	1	June	1-2-11	4.71	21	42.0	22	3-0-48	1.89	71	76.0	16	Grass	13-12-48	4.07	125	338.2	153
0-0-6	2.70	11	10.0	3	July	3-2-6	5.16	21	68.0	39	1-1-4	2.84	6	6.1	2	Turf	2-3-4	3.38	10	26.2	10
2-1-10	3.24	16	16.2	6	August	2-4-10	4.35	22	49.2	24	0-0-32	1.39	42	45.1	7	Pre-ASG	2-9-32	4.45	72	188.0	93
2-0-7	1.93	12	14.0	3	Sept./Oct.	8-1-7	2.20	27	77.2	19	4-1-20	2.68	35	37.0	11	Post-ASG	13-6-20	3.55	63	177.1	70
																Starter	10-13-0	4.68	48	265.1	138
																Reliever	5-2-52	2.25	87	100.0	25

ERIC GAGNE'S CAREER PITCHING BREAKDOWN BY BALLPARK

BALLPARK	W-L-S	ERA	G	IP	ER	BALLPARK	W-L-S	ERA	G	IP	ER
Astrodome	1-0-0	0.00	1	6.0	0	Ballpark in Arlington	1-0-0	0.00	1	6.0	0
Bank One Ballpark	1-0-3	2.35	7	15.1	4	Comerica Park	-	-	-	-	-
Busch Stadium	0-0-2	2.35	4	7.2	2	Comiskey Park (new)	-	-	-	-	-
Cinergy Field/Riverfront Stadium	0-0-0	10.00	4	9.0	10	Edison Int'l Field/Anaheim	0-0-1	0.00	1	1.1	0
Coors Field	1-0-1	9.17	6	17.2	18	Fenway Park	-	-	-	-	-
Dodger Stadium	6-9-26	3.64	70	190.1	77	Jacobs Field	-	-	-	-	-
Miller Park	0-0-1	0.00	1	1.0	0	Kauffman/Royals Stadium	-	-	-	-	-
Minute Maid Park/Enron Field	0-0-1	19.64	2	3.2	8	Metrodome	-	-	-	-	-
Olympic Stadium	0-2-2	3.24	4	8.1	3	Network Assoc./Oak. Coliseum	-	-	-	-	-
Pacific Bell Park	1-0-2	3.12	7	17.1	6	Oriole Park at Camden Yards	0-0-1	0.00	2	2.0	0
PNC Park	1-0-1	3.00	2	9.0	3	SAFECO Field	0-1-0	21.60	1	3.1	8
Pro Player Stadium	0-0-1	2.08	3	13.0	3	SkyDome	-	-	-	-	-
Qualcomm/Jack Murphy Stadium	2-0-4	2.45	7	22.0	6	Tropicana Field	0-0-1	0.00	1	1.0	0
Shea Stadium	0-0-2	0.00	2	2.0	0	Yankee Stadium	-	-	-	-	-
Three Rivers Stadium	-	-	-	-	-						
Turner Field	0-2-1	5.65	4	14.1	9						
Veterans Stadium	1-1-1	6.43	3	7.0	5						
Wrigley Field	0-0-1	1.13	2	8.0	1						

ERIC GAGNE'S CAREER FIELDING RECORD

POSITION	PCT	G	PO	A	E	TC	DP
Pitcher	.981	135	22	29	1	52	2

ERIC GAGNE'S CAREER BATTING RECORD

YEAR	TEAM	AVG	G	AB	R	H	2B	3B	HR	RBI	SH	SF	HP	BB	SO	SB	CS	E
1999	LOS ANGELES	.200	5	10	1	2	0	0	0	1	0	0	0	3	0	0	0	0
2000	LOS ANGELES	.143	20	28	1	4	0	0	0	0	6	0	0	0	5	0	0	0
2001	LOS ANGELES	.136	33	44	3	6	2	1	1	2	6	0	0	1	13	0	1	1
2002	LOS ANGELES	.000	77	1	0	0	0	0	0	0	0	0	0	0	1	0	0	0
Major League Totals - 3 years		.145	135	83	5	12	2	1	1	3	12	0	0	1	22	0	1	1

CAREER TRANSACTIONS

- Signed by Los Angeles as a non-drafted free agent on July 26, 1995.

DISABLED LIST

- Has not spent time on the disabled list in the Major Leagues.

CAREER SINGLE-GAME BESTS

Low Hit Complete Game:	None	Most Walks:	5 (3 times), last time: Sept. 22, 2000 vs. SD
Most Innings Pitched - Starter:	8.0 (3 times), last time: July 31, 2001 vs. CIN	Longest Winning Streak:	3 games (3 times), last time: Aug. 23-Sept. 27, 2002
Most Innings Pitched - Reliever:	3.1, May 14, 2000 at STL	Longest Losing Streak:	3 (4 times), last time: Aug. 11-31, 2001
Most Strikeouts:	9, April 25, 2001 vs. PIT		

DODGER RELIEVERS WITH 100 OR MORE STRIKEOUTS IN A SEASON

143	Mike Marshall	1974
114	Eric Gagne	2002
113	Pedro Martinez	1993
104	Ken Howell	1986
102	Tom Neidenfuer	1985
100	Charlie Hough	1977



Alfredo Gonzalez

BATS/THROWS: Both/Right • HEIGHT/WEIGHT: 5-11/165

OPENING DAY AGE: 23 • BORN: September 17, 1979 in Nagua, DR • M.L. SERVICE: 0.000

RESIDES: Nagua, DR • ACQUIRED: Signed as a non-drafted free agent on September 18, 1997

CAREER SUMMARY: Now in his sixth season in the Dodger organization, having pitched at all four minor league levels...in five minor league seasons, has compiled a 23-16 record with five saves and a 2.87 ERA, striking out 348 batters in 316.2 innings...added to 40-man roster on Nov. 20, 2002.

2002: Pitched at three different minor league levels (Single-A, Double-A and Triple-A) and combined for a 4-5 record with five saves and a 1.89 ERA in 44 relief appearances, striking out 78 batters in 76.0 innings...began season with Single-A Vero Beach and was 2-1 with a 1.57 ERA in 17 outings, recording 47 strikeouts in 34.1 innings...did not allow a run in 15 of his 17 Florida State League games...pitched a season-high 4.0 innings, yielding no runs and striking out four, in his season debut on April 4 at Brevard County...posted his first professional save after hurling 2.0 scoreless innings on May 25 at Daytona...moved up to Double-A Jacksonville in early June and went 0-1 with three saves and a 1.35 ERA in 13 appearances, covering 20.0 innings...allowed a run in just two of 13 games for the Suns...tossed 3.0 shutout innings, fanning four, to earn a save on June 25 vs. Carolina...promoted to Triple-A Las Vegas in late July and appeared in 14 Pacific Coast League contests, going 2-3 with a save and a 2.91 ERA, striking out 23 batters in 21.2 innings...pitched 3.0 scoreless innings to notch a save on Aug. 12 at Edmonton...**2001:** Pitched in 11 games (eight starts) for Rookie-level Great Falls and two games (one start) for Single-A Wilmington, combining for a 4-4 record and a 3.47 ERA with 68 strikeouts in 57.0 innings...**2000:** Enjoyed a stellar season for Dominican Summer League champion Santo Domingo, compiling an 8-1 record with a 2.32 ERA in 12 games, including 11 starts...in 73.2 innings, he struck out 89 batters and allowed just 12 walks and 67 hits...**1999:** Made 13 starts for the Santo Domingo Dodgers and was 4-6 with a 3.95 ERA...**1998:** In his first professional season, pitched in 15 games (two starts) for the Santo Domingo Dodgers and was 3-0 with a 2.92 ERA.

PERSONAL: Alfredo Efrain Gonzalez...single...signed by Dodger scouts Pablo Peguero and Ramon Perez.

ALFREDO GONZALEZ'S CAREER PITCHING RECORD

YEAR	TEAM	W-L	ERA	G	GS	CG	SHO	SV	IP	H	R	ER	HR	HB	BB	SO	WP	BK
1998	Santo Domingo	3-0	2.92	15	2	1	0	0	37.0	37	21	12	0	0	15	30	2	2
1999	Santo Domingo	4-6	3.95	13	13	1	0	0	73.0	71	41	32	0	10	26	73	12	1
2000	Santo Domingo	8-1	2.32	12	11	0	0	0	73.2	67	24	19	3	7	12	89	4	0
2001	Great Falls	3-4	3.56	11	8	0	0	0	48.0	43	26	19	1	5	12	56	4	0
	Wilmington	1-0	3.00	2	1	0	0	0	9.0	10	4	3	0	0	3	12	1	0
2002	Vero Beach	2-1	1.57	17	0	0	0	1	34.1	20	6	6	3	3	11	47	3	0
	Jacksonville	0-1	1.35	13	0	0	0	3	20.0	13	4	3	0	0	2	18	1	0
	Las Vegas	2-3	2.91	14	0	0	0	1	21.2	23	10	7	1	2	9	23	2	0
Minor League Totals- 5 years		23-16	2.87	97	35	2	0	5	316.2	284	136	101	8	27	90	348	29	5

ALFREDO GONZALEZ'S CAREER MINOR LEAGUE FIELDING RECORD

POSITION	PCT	G	PO	A	E	TC	DP
Pitcher	.949	57	8	29	2	39	2

includes statistics from 2001 and 2002 seasons only

CAREER TRANSACTIONS

- Signed as a non-drafted free agent on June 19, 1999.

DISABLED LIST

- Has not spent time on the disabled list in the Major Leagues.

OUTFIELDER
15

Shawn Green

BATS/THROWS: Left/Left • HEIGHT/WEIGHT: 6-4/200



OPENING DAY AGE: 30 • BORN: November 10, 1972 in Des Plaines, IL • M.L. SERVICE: 8.063
RESIDES: Newport Beach, CA • ACQUIRED: Acquired in a four-player trade with Toronto on November 8, 1999

CAREER SUMMARY: With six swings of the bat on May 23, 2002 at Miller Park in Milwaukee, the 10-year big league veteran turned in arguably the best single-game offensive performance in Major League history...on that record-setting afternoon, he went 6-for-6 with four home runs, a double, single, six runs scored and seven RBI...he became just the 14th MLB player to hit four homers in a game while setting a new single-game MLB mark with 19 total bases...the six runs scored and five extra-base hits also tied Major League records...set a Major League mark with seven home runs in three consecutive games from May 23-25...his nine homers in a week (Sunday to Saturday) from May 19-25 set a National League record...has now belted 115 home runs in his three-year Dodger career, including a franchise-record 49 in 2001...his 91 homers over the past two seasons (42 in 2002) are the most in back-to-back seasons in Dodger history, eclipsing Duke Snider's total of 85 he combined for in 1955 and 1956...recorded five multi-homer games in 2002 to raise his career total to 23...his 230 RBI in the last two years are the most in back-to-back campaigns by a Dodger since Tommy Davis drove in a combined 241 in 1962 and 1963...has slugged 192 homers and collected 561 RBI over his last five campaigns, an average of 38.4 and 112.2 per season...has hit 42 or more homers three times and driven in 100 or more runs on four occasions...in his 10 big league seasons, including seven with the Toronto Blue Jays (1993-99), has amassed 234 homers, 714 RBI and 128 stolen bases...is just the fifth player in Major League history to sock 40 or more homers in a season in both leagues, having hit 42 for Toronto in 1999...named to the American League All-Star team in 1999 and to the National League All-Star squad in 2002...made his Major League debut on Sept. 28, 1993 at Milwaukee...collected first big league hit on June 13, 1994 at Cleveland off Mark Clark...connected for his first Major League home run on May 14, 1995 at Milwaukee off Cal Eldred.

2002: Finished his third season with the Dodgers batting .285 (166-for-582) and topping the club in home runs (42), RBI (114) hits (166) and runs scored (110) as well as adding 31 doubles...ranked fourth in National League in homers, RBI and runs scored, sixth in total bases (325) and ninth in extra-base hits (74)...hit at a .308 (61-for-198) clip over the last two months of the season with 14 homers and 41 RBI, including a .316 (31-for-98) mark in September...was selected to play in his second career All-Star Game and was 1-for-3 with a stolen base in the game on July 9 at Milwaukee...led the team with 27 multi-RBI games and finished second with 42 multi-hit contests...recorded double-digit home run months in May (10), June (12) and August (10) while also having three 20-plus RBI months in May (22), June (24) and August (29)...in June, led Majors in runs scored (27) and tied for first in homers (12) with Paul Konerko of the Chicago White Sox...ranked third in the NL and fifth in the big leagues with his 29 RBI in August...batted .333 (17-for-51) with runners in scoring position and two outs with two home runs and 24 RBI...hit at least four home runs vs. five opponents, including seven each against Arizona and Milwaukee...overall vs. the division champion Diamondbacks, batted .333 (22-for-66) with the seven homers and 15 RBI...against division rival San Francisco, he hit .304 (21-for-69) and vs. another NL West foe, Colorado, he collected four home runs and 15 RBI...recorded five multi-homer games to give him 23 in his career...season was highlighted by his record-setting afternoon on May 23 at Milwaukee when he went 6-for-6 and became the 14th player in Major League history to slug four home runs in a game and only the second player in Dodger franchise history to accomplish the feat, joining Brooklyn's Gil Hodges (May 31, 1950 vs. Boston Braves)...his third homer that day came off Brian Mallette and marked the 200th of his career...during that game, he also collected a single and double to give him 19 total bases, which broke the MLB mark of 18, set by Joe Adcock of the Milwaukee Braves on July 31, 1954...connected for his fourth homer with two outs in the ninth to become the second four-homer player to do so, joining Bob Horner (July 6, 1986)...the five extra-base hits also tied a MLB record accomplished by four others and last done by the Dodgers' Steve Garvey on Aug. 28, 1977 (three doubles and two homers) while the six runs scored also tied a MLB mark, having been done last by New York Met Edgardo Alfonzo on Aug. 30, 1999...the seven RBI matched a career high he established on Aug. 15, 2001 vs. Montreal...the six hits tied the Dodger franchise mark for most hits in a game achieved by seven others, including Paul Lo Duca, who recorded six hits on May 28, 2001 vs. Colorado in 11 innings...Green followed his big afternoon in Milwaukee by belting a round-tripper the next night at Arizona and then two more in the next game on May 25 at Arizona, giving him an MLB-record seven



homers in three consecutive games...also slugged a pair of homers in the May 21 series opener at Milwaukee...the nine home runs in a week (Sunday-Saturday) from May 19-25 set an NL record...was selected as NL Player of the Week for May 20-26, when he hit .593 (16-for-27) with nine homers, two doubles, one triple, 14 runs scored and 17 RBI...had a nine-game hitting streak from May 19-28, batting .487 (19-for-39) with 10 home runs, 18 RBI and 15 runs scored...homered in his final two-at-bats on June 14 vs. Anaheim and then hit dingers in his first two at-bats the following night against the Angels, becoming the 22nd player in Major League history to hit a homer in four straight at-bats over two games...the last player to achieve the feat was Barry Bonds who did it on May 19-20, 2001 at Atlanta...that also gave him 17 home runs in a 23-game span...only three other players, Barry Bonds, Roger Maris (twice) and Sammy Sosa (twice) had ever hit that many homers in a 23-game stretch...recorded a season-high 11-game hitting streak, batting .395 (15-for-38) with eight home runs, 13 RBI and 14 runs scored from June 12-24...hit in eight straight from Aug. 6-14 during which he batted .448 (13-for-29) with five home runs, 12 RBI, six walks and seven runs scored...threw out pinch-runner Henry Mateo at the plate for the game's final out to preserve 1-0 win at Montreal on Aug. 15...doubled home Adrian Beltre with the game-winning run in the bottom of the 10th inning to defeat Florida 4-3 on Aug. 21...collected the 700th RBI of his career on Aug. 24 vs. Atlanta...clouted his 40th homer of the season on Sept. 4 off Arizona's Randy Johnson to become the first L.A. Dodger with back-to-back 40-homer seasons and first Dodger to accomplish the feat since Duke Snider did it five consecutive seasons from 1953-57 in Brooklyn...in his final start of the season on Sept. 28 vs. San Diego, went 3-for-5 with a double, three runs scored and three RBI...collected a pinch-single in the ninth inning of the regular-season finale on Sept. 29 vs. San Diego, making his first pinch-hitting appearance since Sept. 14, 1996 vs. the New York Yankees as a member of the Blue Jays...**2001:** Green finished with one of the greatest offensive seasons in the history of the Dodgers...he established career-highs in both home runs (49) and RBI (125)...the home run mark set a new franchise record, formerly shared by Duke Snider (1956) and Gary Sheffield (2000) with 43 round-trippers...the RBI mark broke the previous Los Angeles Dodger record for RBI by a left-handed batter (99), which had been shared by Green (2000) and Darryl Strawberry (1991)...the last left-handed Dodger batter with more RBI in a season was Snider with 136 in 1955 while Green's 125 also marked the second-highest RBI total in L.A. Dodger history behind Tommy Davis' 153 in 1962...also led the team in games played (161), runs scored (121), hits (184), total bases (370), doubles (31) and slugging percentage (.598)...his 370 total bases and 84 extra-base hits established new L.A. Dodger records...the 84 extra-base hits tie him with Duke Snider (1953) for third-best on the club's all-time single-season list...his 121 runs were nine short of the L.A. Dodger single-season record set by Maury Wills in 1962...was leading all active Major Leaguers in consecutive games played with 415 before missing the Sept. 26 contest vs. San Francisco in observance of Yom Kippur...recorded six multi-homer games, including a three-home run contest vs. Montreal on Aug. 15...in that game he went 3-for-5 and also collected seven RBI to set a new career high...the last Dodger to record seven RBI was Mike Piazza on Aug. 27, 1995 at Philadelphia...reached base five times on April 22 with a home run, three singles and a walk vs. San Diego on Jewish Community Day at Dodger Stadium...had an RBI-single in the first and added a solo home run to right in the fourth...made his first career appearance at first base, making the start on June 27 at San Francisco during the club's 7-3 victory...hit home runs in five consecutive games from July 21-26 which set an L.A. Dodger record and marked the most homers in consecutive games by a Dodger batter since Roy Campanella also hit home runs in five straight, June 11-17, 1950...Green's previous career high for consecutive games with a homer was four, which he accomplished from April 5-9, 1998 while with Toronto...was 1-for-3 with a three-run round-tripper on July 27 vs. Colorado during the club's 4-2 victory to give him 29 homers, surpassing Darryl Strawberry's (28 in 1991) record for home runs by an L.A. Dodger left-handed batter...was 3-for-5 with a double and two-run homer on July 28 vs. Colorado to give him seven home runs in his previous eight games and 30 for the season to become only the fourth left-handed batter in Dodger history to hit 30 or more home runs in a season, joining Duke Snider (1950, 1953-57), Dolph Camilli (1941) and Babe Herman (1930)...was 1-for-3 with a home run to increase his RBI total to 100, setting a new L.A. Dodger record for RBI by a left-handed batter on Aug. 18 vs. New York...the last Dodger left-hander with 100 RBI was Duke Snider, who drove in 101 in 1956...hit home run No. 40 at Atlanta off Tom Glavine on Aug. 24 to become just the fifth player in Major League Baseball history to hit 40 or more home runs in both leagues, having hit 42 in 1999 with Toronto...others to accomplish the feat are Darrell Evans, Ken Griffey, Jr., David Justice and Mark McGwire...slugged a first-inning homer on Sept. 6 at Colorado for No. 43 of the season, which tied the single-season franchise mark...set the club record with a huge performance one night later at St. Louis as he homered twice (Nos. 44 and 45) to go with a pair of singles, three runs scored, three RBI and a stolen base...belted his 46th homer on Sept. 8 at St. Louis, giving him four dingers in three days...put together his fourth four-hit game of the season on Sept. 20 vs. Arizona, collecting two singles, an RBI-triple and a 13th-inning homer, his 47th, that gave the Dodgers a 3-2 win in the four-hour, 48-minute marathon...recorded his 48th home run of the season on Sept. 25 in the club's 9-5 victory over the Giants...the homer was also his 78th extra-base hit of the season, which broke the L.A. Dodger record...hit his 49th homer on Oct. 5 at San Francisco to become only the fifth left-handed batter in National League history to hit 49 or more homers in one season joining Barry Bonds (49 in 2000 and 73 in 2001), Luis Gonzalez (57 in 2001), Johnny Mize (51 in 1947) and Larry Walker (49 in 1997)...batted .307 and connected for 29 home runs with 61 RBI in 73 games after the All-Star break...only Sammy Sosa (35) and Barry Bonds (34) had more home runs after the break...**2000:** Batted .269 with 44 doubles, four triples, 24 home runs, 99 RBI and 24 stolen bases in his first National League season...was the only Dodger to

NL ALL-TIME SINGLE SEASON HOME RUN LEADERS BY LEFT-HANDERS

Players	Home Runs	Year
Barry Bonds	73	2001
Luis Gonzalez	57	2001
Johnny Mize	51	1947
Larry Walker	49	1997
Barry Bonds	49	2000
Shawn Green	49	2001

play in all 162 games, tying him for the NL lead with Arizona's Luis Gonzalez and Colorado's Neifi Perez...his 44 doubles rank second in L.A. Dodger history behind Wes Parker's 47 doubles in 1970...on Sept. 11 at Arizona he swiped his 20th base to become the seventh Dodger ever to steal 20 or more bases and hit 20 or more homers in the same season...reached base safely via hit or walk in 53 consecutive games from April 25-June 23...his 99 RBI were the most by a Los Angeles Dodger left-hander since Darryl Strawberry also had 99 RBI in 1991...ranked seventh in the National League with 610 at-bats...had two nine-game hitting streaks, batting .349 (14-for-39) from April 4-14 and .368 (14-for-38) from May 26-June 5...had 33 two-hit games and 11 three-hit games...also collected two RBI in a game 10 times, three RBI seven times and four RBI three times...batted .309 with five home runs and 15 RBI in April and .367 with five home runs and 24 RBI in May...hit .294 with 26 doubles, two triples, 13 home runs and 59 RBI in 86 games prior to the All-Star Game and .241 with 18 doubles, two

triples, 11 home runs and 40 RBI in 76 games after the break...hit two home runs on April 30 vs. Florida and July 23 vs. San Francisco...hit his third career grand slam home run on May 21 at Florida off Vic Darenbourg and his fourth career grand slam on May 29 vs. the New York Mets' Al Leiter...hit .467 (7-for-15) with three doubles, two home runs and 21 RBI when batting with the bases loaded...has a career average of .348 (24-for-69) with four home runs and 73 RBI when batting with the bases loaded...four of his five career grand slams have been hit off lefties...hit .361 with three home runs and 11 RBI in nine games against Florida...1999: Proved his breakout 1998 season was no fluke, backing it up with a .309 batting average, 190 hits, 45 doubles and 134 runs scored, all career highs, along with 42 home runs, 66 walks, 361 total bases, a .384 on-base percentage and a .588 slugging percentage...ranked among the Top 10 AL batters in nine of 15 offensive categories...led all AL batters in total bases, doubles and extra-base hits (87), tied for second in runs, fifth in slugging percentage, tied for fifth in homers, tied for sixth in RBI, tied for eighth in multi-hit games (56), tied for ninth in hits and was 10th in homers per at-bat (14.6 AB per HR)...in the Blue Jays' single-season record book, set franchise record in extra-base hits and runs scored, was second in doubles and total bases, third in RBI and fourth in slugging percentage...hit in a career-high and franchise-record 28 straight games from June 29-July 31 (.366/41-for-112, 12 HR, 27 RBI)...was the longest streak in the AL...led AL right fielders in fielding percentage at .997 (1 E/347 TC) and won his first Rawlings Gold Glove Award...committed only error, June 28 at Tampa Bay after 147 total chances...was selected to his first career All-Star Game, being named as a reserve by Yankees' Manager Joe Torre for the game at Fenway Park...singled off Houston's Jose Lima in the contest...also participated in the home run derby...opened the season hitting .324 in April and tied the club record for homers in that month with nine...on April 22, became the second player to homer into the right field fifth deck at SkyDome...stole a career-high three bases on April 27 in Anaheim...had his first of three multi-homer games on the season at Anaheim on April 28...continued hot streak in May, posting a .327 average with 28 RBI, his best RBI month of the season...suffered a fracture of the pisiform bone in his left wrist on May 28 after being hit by New York's Andy Pettitte - missed 10 starts during which time the club was 2-8...injury snapped a string of 155 consecutive games played dating back to 1998...played June 4 but was removed after two at-bats...pinch-ran on June 9...returned to the lineup for good on June 11...did not homer in nine games upon return until June 21 vs. Kansas City, when he posted his second two-homer game and drove in five runs...collected 100th career homer on July 4 off Tampa Bay's Rick White at SkyDome...was also his third multi-homer game of the season after hitting 99th career homer earlier in the game...collected extra-base hits in nine straight games from July 17-25 during his hit streak, two short of the club and AL record set by Jesse Barfield...had 25 home runs at the All-Star break, the second-most ever by a Blue Jay (George Bell had 29 in 1987)...hit his second career grand slam on July 19 vs. Atlanta's Bruce Chen...became the fifth player in franchise history to reach 40 home runs in a season on Sept. 22 against Boston's Mark Portugal...matched season high with his second five RBI game of the season Sept. 28 at Tampa Bay...did not go three games without a hit...joined George Bell in 1998-99 as the only other Blue Jay to post consecutive 100-run, 100-RBI seasons...his 42 homers in 1999 marked only the fifth time a Blue Jay hit 40 or more roundtrippers...his career .505 slugging percentage ranked third in Blue Jays history and his .286 average tied for fifth with Bell...was the fifth player in Blue Jays history to post consecutive 30-homer seasons...1998: In his breakout Major League season, became the first player in Blue Jays' history to collect 30 stolen bases and 30 home runs in the same season and only the ninth in AL annals...was also the eighth player in club history to reach 20/20...finished the season with 35 home runs, 33 doubles, 100 RBI, 106 runs scored and a career-high 35 stolen bases...among AL batting leaders, finished fifth in at-bats (630), ninth in total bases (321) and tied for 10th in homers and games played (158)...started the season 0-for-11 at the plate and then tied a club record by homering in four consecutive games April 5, 7-9...finished the season starting 147 games, 115 in right field and 32 in center field...hit leadoff July 12 at Detroit, a career first...hit his first career grand slam July 17 against Yankees' left-hander Mike Stanton as part of a two-homer,



SHAWN'S BIG DAY

During his record-setting 6-for-6 performance on May 23, 2002 at Milwaukee's Miller Park, Shawn Green set or tied the following single-game marks:

SET

19 total bases (MLB)

TIED

4 home runs (MLB)

5 extra-base hits (MLB)

6 runs scored (NL)

6 hits (Dodgers)

five-RBI day...first career four-hit game came on Aug. 2 at Minnesota...set a new club mark with 10 homers in August...homered Sept. 27, the season finale, to reach 100 RBI and become the seventh player to also score more than 100 runs in the same season in Blue Jays' history...was fourth in the AL with a career-high 14 outfield assists...**1997:** Played in 135 games and hit .287 with 16 homers, 22 doubles and 53 RBI...started 114 games, 44 in right field, 37 in left field and 33 at designated hitter...led all AL designated hitters in batting average at .355 (44-for-124) and slugging percentage at .629...collected first career multi-homer game on April 25 vs. Seattle, hitting two solo home runs against Dennis Martinez...recorded six outfield assists...**1996:** Hit .280 in 132 games, including a .337 mark after the All-Star break...homered in consecutive games for the first time in his career April 24-25 vs. Oakland...after compiling a .211 average through June 7, hit .324 (83-for-256) the remainder of the season...tied a Major League record with two outfield assists in one inning July 21 vs. Detroit...led the Blue Jays and tied for eighth in the AL with 10 outfield assists...was third in the AL in fielding percentage among right fielders (.992)...started 115 games, 114 in right and one as the designated hitter...**1995:** In his full rookie season, made 97 starts in right field and batted .288 in 121 games...slugged his first Major League round-tripper on May 14 at Milwaukee off right-hander Cal Eldred...tied Blue Jay single-game record for putouts by an outfielder with nine on July 18 at Minnesota...ended an 0-for-9 pinch-hitting streak with his first career pinch-homer on Aug. 19...legged out three doubles on Sept. 21 to give him 31, the most ever by a Blue Jays rookie...hit in 14 consecutive games from Aug. 29-Sept. 12 (20-for-51, .392), tying a Blue Jays rookie record set by Alfredo Griffin in 1979...his nine outfield assists tied him with Joe Carter for the club lead and sixth in the AL...his 15 homers ranked third-best by a Blue Jays rookie and his 50 extra-base hits set a Blue Jays rookie record...led the club with a .509 slugging percentage, the highest mark by a Blue Jays rookie and the first rookie to lead the club in that category...**1994:** Enjoyed his second taste of Major League action after winning Triple-A Syracuse Most Valuable Player honors as he captured the International League batting title with a .344 mark...also ranked third in the IL in runs scored (82), hits (149) and on-base percentage (.401) and fourth in slugging percentage (.510)...ranked first among outfielders with a .996 fielding percentage...was the Blue Jays' Minor League Player of the Month in May after batting .350 with four homers and 16 RBI...called up to Toronto on June 10 and hit just .091 in 14 games...collected his first big league hit on June 13 at Cleveland off Mark Clark...was optioned back to Syracuse on July 9...participated in the International League All-Star Game and was named to the *Baseball America* Triple-A All-Star team...was voted the International League's best batting prospect, best outfield arm and most exciting player in *Baseball America's* "Tools of the Trade" poll of league managers...**1993:** In just his second pro season, made the jump to Double-A Knoxville where he played in just 99 games due to a broken right thumb suffered in early June...recovered from the injury and was called up to Toronto for the first time in his career on Sept. 24, going hitless in six at-bats in three games...averaged better than a hit per game at Knoxville (102 hits, 99 games)...named by *Baseball America* as one of the Southern League's Top 10 outfield prospects...**1992:** In his first pro season, broke in with Single-A Dunedin and was selected to the Florida State League All-Star team...compiled an 18-game hitting streak from April 28-May 13...fractured his left thumb on June 24 while sliding into second base...played 106 games in the outfield.

PERSONAL: Shawn David Green...married the former Lindsay Bear...the couple has a daughter Presley Taylor who was born on Dec. 22, 2002...graduate of Justin (CA) High School, where he was a baseball standout...now in the fourth season of a six-year contract through the 2005 season...donating \$250,000 of his salary during each year of his contract to the Dodgers' Dream Foundation, totalling \$1.5 million over the six years...his contributions have supported the development of four Dodger Dream Fields throughout the City of Los Angeles and the purchase of books for local elementary schools and youth community programs as part of the Dodgers Reading Dugout Program...received a baseball scholarship offer from Stanford University, but signed with Toronto on Sept. 25, 1991 after he was the Blue Jays' first-round selection (16th overall) in the June 1991 First-Year Player Draft...donated a portion of his signing bonus with the Blue Jays to the Metropolitan Toronto Housing Authority Breakfast Club, which provided needy children with hearty meals on a daily basis throughout Toronto...honored at the Baseball Assistance Team's annual Going to Bat for BAT fundraising dinner as the recipient of the Bart Giamatti Award for his off the field involvement in the community in 2000...also named to the Jewish Sports Hall of Fame in Los Angeles...was a first-team selection on the 1991 USA Today All-USA High School baseball team...signed by John Cole of Toronto.

SHAWN GREEN'S CAREER BATTING RECORD

YEAR	TEAM	AVG	G	AB	R	H	2B	3B	HR	RBI	SH	SF	HP	BB	SO	SB	CS	E
1992	Dunedin	.273	114	417	44	114	21	3	1	49	5	8	4	28	66	22	9	5
1993	Knoxville	.283	99	360	40	102	14	2	4	34	6	1	5	26	72	4	9	8
	TORONTO	.000	3	6	0	0	0	0	0	0	0	0	0	1	0	0	0	0
1994	Syracuse	.344	109	433	82	149	27	3	13	61	2	4	4	40	54	19	7	1
	TORONTO	.091	14	33	1	3	1	0	0	1	0	0	0	1	8	1	0	0
1995	TORONTO	.288	121	379	52	109	31	4	15	54	0	3	3	20	68	1	2	6
1996	TORONTO	.280	132	422	52	118	32	3	11	45	0	2	8	33	75	5	1	2
1997	TORONTO	.287	135	429	57	123	22	4	16	53	1	4	1	36	99	14	3	3
1998	TORONTO	.278	158	630	106	175	33	4	35	100	1	3	5	50	142	35	12	7
1999	TORONTO	.309	153	614	134	190	45	0	42	123	0	5	11	66	117	20	7	1
2000	LOS ANGELES	.269	162	610	98	164	44	4	24	99	0	6	8	90	121	24	5	6
2001	LOS ANGELES	.297	161	619	121	184	31	4	49	125	0	5	5	72	107	20	4	6
2002	LOS ANGELES	.285	158	582	110	166	31	1	42	114	0	5	5	93	112	8	5	2
Major League Totals - 10 years		.285	1197	4324	731	1232	270	24	234	714	2	33	46	461	850	128	39	33
Dodger Totals - 3 years		.284	481	1811	329	514	106	9	115	338	0	16	18	255	340	52	14	14
Minor League Totals - 3 years		.302	322	1210	166	365	62	8	18	144	13	13	13	94	192	45	25	14



SHAWN GREEN'S CAREER ALL-STAR GAME BATTING RECORD

YEAR	TEAM, SITE	AVG	G	AB	R	H	2B	3B	HR	RBI	SH	SF	HP	BB	SO	SB	CS	E
1999	TORONTO, at Bos.	1.000	1	1	0	1	0	0	0	0	0	0	0	0	0	0	0	0
2002	LOS ANGELES, at Mil	.333	1	3	0	1	0	0	0	0	0	0	0	0	1	1	0	0
All-Star Game Totals - 2 Yrs.		.500	2	4	0	2	0	0	0	0	0	0	0	0	1	1	0	0

SHAWN GREEN'S CAREER BATTING BREAKDOWN

2002				CAREER				2002				CAREER									
AVG	AB	H	HR	TEAM	AVG	AB	H	HR	TEAM	AVG	AB	H	HR	TEAM	AVG	AB	H	HR			
.333	66	22	7	15	Arizona	.308	185	57	13	30	.368	19	7	4	6	Anaheim	.251	215	54	12	32
.333	18	6	2	7	Atlanta	.374	107	40	13	32	.273	11	3	1	2	Baltimore	.277	195	54	9	16
.364	22	8	0	4	Chicago	.267	75	20	4	12	.273	11	3	1	2	Boston	.318	233	74	10	35
.231	26	6	1	2	Cincinnati	.299	87	26	4	11	-	-	-	-	-	Chicago	.247	166	41	2	20
.286	70	20	4	15	Colorado	.292	195	57	11	42	-	-	-	-	-	Cleveland	.294	218	64	11	29
.350	20	7	0	3	Florida	.347	124	43	6	24	-	-	-	-	-	Detroit	.300	207	62	12	35
.130	23	3	0	1	Houston	.253	79	20	3	13	-	-	-	-	-	Kansas City	.308	185	57	13	36
-	-	-	-	-	Los Angeles	-	-	-	-	-	-	-	-	-	-	Minnesota	.301	166	50	10	30
.478	23	11	7	11	Milwaukee	.271	170	46	16	32	-	-	-	-	-	New York	.242	165	40	6	19
.227	22	5	1	1	Montreal	.278	115	32	8	20	-	-	-	-	-	Oakland	.271	199	54	7	36
.176	17	3	1	5	New York	.221	95	21	7	20	-	-	-	-	-	Seattle	.274	179	49	8	27
.267	30	8	4	9	Philadelphia	.277	112	31	7	19	.250	12	3	2	4	Tampa Bay	.353	102	36	8	21
.286	21	6	2	6	Pittsburgh	.253	87	22	5	19	-	-	-	-	-	Texas	.273	198	54	8	29
.227	22	5	0	2	St. Louis	.266	79	21	4	18	.333	9	3	1	4	Toronto	.333	9	3	1	4
.225	71	16	2	8	San Diego	.241	195	47	7	27	.266	278	74	18	48	Home	.280	2074	580	115	352
.304	69	21	2	7	San Francisco	.313	182	57	9	26	.303	304	92	24	66	Road	.290	2250	652	119	362
.237	97	23	3	17	March/April	.275	629	173	35	104	.316	177	56	10	34	Day	.290	1374	398	75	232
.316	98	31	10	22	May	.285	680	194	36	126	.272	405	110	32	80	Night	.283	2950	834	159	482
.290	93	27	12	24	June	.284	696	198	39	116	.287	540	155	37	106	Grass	.288	2759	794	149	447
.250	96	24	3	10	July	.268	730	196	45	127	.262	42	11	5	8	Turf	.280	1565	438	85	267
.300	100	30	10	29	August	.306	824	252	49	145	.280	311	87	26	68	Pre-ASG	.279	2192	611	121	370
.316	98	31	4	12	Sept./Oct.	.286	765	219	30	96	.292	271	79	16	46	Post-ASG	.291	2132	621	113	344
1.000	1	1	0	0	Pinch-Hitting	.156	45	7	0	2	.270	163	44	11	35	vs. LHP	.265	1061	281	42	174
.333	3	1	0	0	DH	.336	134	45	9	30	.291	419	122	31	79	vs. RHP	.291	3263	951	192	540

SHAWN GREEN'S CAREER HITTING BREAKDOWN BY BALLPARK

BALLPARK	AVG.	AB	H	HR	RBI	BALLPARK	AVG.	AB	H	HR	RBI
Bank One Ballpark	.351	94	33	11	26	Ballpark in Arlington	.296	98	29	4	13
Busch Stadium	.265	49	13	4	15	Cashman Field/Las Vegas	.333	9	3	0	1
Cinergy Field/Riverfront Stadium	.263	38	10	2	5	Comerica Park	-	-	-	-	-
Coors Field	.243	103	25	5	18	Comiskey Park (new)	.301	93	28	1	10
County Stadium	.239	71	17	2	8	Edison Int'l Field/Anaheim	.269	104	28	6	14
Dodger Stadium	.291	874	254	52	152	Fenway Park	.307	114	35	4	16
Miller Park	.542	24	13	9	13	Jacobs Field	.301	123	37	5	14
Minute Maid Park/Enron Field	.351	37	13	2	10	Kauffman/Royals Stadium	.316	98	31	7	15
Olympic Stadium	.273	55	15	3	8	Kingdome	.333	87	29	5	20
Pacific Bell Park	.374	91	34	4	16	Metrodome	.352	88	31	6	17
PNC Park	.182	33	6	1	5	Network Assoc./Oak. Coliseum	.241	87	21	2	12
Pro Player Stadium	.317	63	20	3	11	Oriole Park at Camden Yards	.290	107	31	4	10
Qualcomm/Jack Murphy Stadium	.216	102	22	4	14	SAFECO Field	.158	19	3	1	2
Shea Stadium	.190	42	8	3	9	SkyDome	.272	1200	326	63	200
3Com Park/Candlestick Park	.239	67	16	3	11	Tiger Stadium	.262	107	28	5	12
Three Rivers Stadium	.182	11	2	1	3	Tropicana Field	.339	56	19	3	12
Turner Field	.349	63	22	6	13	Yankee Stadium	.276	87	24	2	9
Veterans Stadium	.245	53	13	3	5						
Wrigley Field	.205	44	9	1	6						

SHAWN GREEN'S CAREER FIELDING RECORD

POSITION	PCT	G	PO	A	E	TC	DP
Outfield	.986	1130	2223	70	33	2326	23
First Base	1.000	1	5	0	0	5	1
Major League Totals	.986	1131	2228	70	33	2331	24

CAREER TRANSACTIONS

- Selected by Toronto in the first round (16th overall) of the June 1991 First-Year Player Draft.
- Acquired by Los Angeles with Jorge Nuñez (INF) from Toronto for Raul Mondesi (OF) and Pedro Borbon (LHP) on Nov. 8, 1999.

DISABLED LIST

- June 30-July 23, 1992 (left thumb).
- June 11-July 24, 1993 (right thumb).

CAREER SINGLE-GAME BESTS

Most Hits:	6, May 23, 2002 at MIL	Most Stolen Bases:	3, April 27, 1999 at ANA
Most RBI:	7, (twice), last time: May 23, 2002 at MIL	Most Walks:	4, June 30, 2000 at SF
Most Home Runs:	4, May 23, 2002 at MIL	Longest Hitting Streak:	28 games, June 29-July 31, 1999
Most Runs Scored:	6, May 23, 2002 at MIL	Career Grand Slams:	5, last time: July 13, 2001 at OAK (Tim Hudson)



Chad Hermansen

BATS/THROWS: Right/Right • HEIGHT/WEIGHT: 6-2/190

OPENING DAY AGE: 25 • BORN: September 10, 1977 in Salt Lake City, UT • M.L. SERVICE: 1.114

RESIDES: Las Vegas, NV • ACQUIRED: Acquired in a four-player trade with the Chicago Cubs on Dec. 4, 2002



GREEN/HERMANSSEN

CAREER SUMMARY: The former No. 1 draft pick of the Pittsburgh Pirates has played in parts of four Major League seasons with Pittsburgh (1999-2002) and the Chicago Cubs (2002)...was the 10th selection overall in the June 1995 First-Year Player Draft...started his career as a shortstop, but was later converted to an outfielder...made his Major League debut on Sept. 7, 1999 vs. San Diego...picked up his first big league hit on Sept. 11, 1999 - a single off St. Louis' Jose Jimenez...slugged his first Major League homer on Sept. 26, 1999 off the Chicago Cubs' Andrew Lorraine at Wrigley Field.

2002: Appeared in 100 total games for Pittsburgh (65) and the Cubs (35), batting .207 with eight homers and 18 RBI...for the Pirates, he hit .206 with seven home runs, 11 doubles and 15 RBI...was traded to Chicago on July 31 for outfielder Darren Lewis...with the Cubs, batted .209 and among his nine hits there was a homer and three doubles...started the season on the disabled list with a left gluteus muscle injury...joined Triple-A Nashville on a rehabilitation assignment on April 22, marking the fifth straight season he has played for the Sounds...in 16 games with Nashville, collected four homers, nine RBI and 11 runs scored to increase his franchise-record career totals to 92 home runs, 283 RBI and 299 runs scored...was recalled by the Pirates from rehab assignment on May 11...hit three leadoff home runs, on May 25 vs. St. Louis, June 4 at Montreal and June 9 vs. Milwaukee...had a pair of three-hit games (May 21 vs. the Cubs at Wrigley Field and July 13 at Milwaukee) and homered in each of those contests...while with Pittsburgh, made 59 appearances in center field (46 starts) and one in right field...following the trade, played all three outfield positions for the Cubs, nine in center field (six starts), nine in right field and four in left field...recorded his first hit with the Cubs on Aug. 15, a pinch-single off Houston's Brandon Puffer...hit his first homer as a Cub on Sept. 22 - a solo shot off former Pirates teammate Kris Benson...**2001:** Spent the entire minor league season with Triple-A Nashville before joining the Pirates for the final month of the campaign...in 123 Triple-A contests, he batted .246 with 22 doubles, 17 homers, 64 RBI and 22 stolen bases...started 57 games in center field, 34 in left and 23 in right...had 24 RBI in July, tying for the Pacific Coast League lead...hit safely in 22 of his last 26 games, including a pair of 10-game hitting streaks (Aug. 5-14 and Aug. 23-Sept. 2)...in 22 late-season games for Pittsburgh, he went 9-for-55 with two homers, including a game-winning three-run homer in the Pirates' Oct. 7 season-ending 4-3 win at Wrigley Field...**2000:** Was Pittsburgh's Opening Day starter in center field...went on to see action in 33 games for the Pirates, batting .185 with two homers and eight RBI...was in the Majors until May 20, when he was optioned to Triple-A Nashville...briefly returned to the Pirates from July 7-18...had 11 homers and 38 RBI in 78 Triple-A contests...**1999:** Saw his first Major League action after being recalled from Nashville on Sept. 7...in his first 19 big league games, he hit .233 with one homer...made his Major League debut as a starter in left field on Sept. 7, going 0-for-3 vs. San Diego...collected his first big league hit on Sept. 11 - a single off St. Louis' Jose Jimenez...had three hits in his next game on Sept. 13 at Arizona...had a second 3-for-4 performance on Sept. 23 at Wrigley Field...went 3-for-5 and hit his first Major League homer - a solo shot off Andrew Lorraine - against the Cubs on Sept. 26...earned Pacific Coast League postseason all-star honors after enjoying a big season at Nashville in which he hit .270 with 32 homers and 97 RBI...his homer total was third in the league, while his RBI total ranked fifth...was the Topps/National Association PCL Player of the Month for July after hitting 11 homers and driving in 33 runs...**1998:** Spent his first season at Triple-A Nashville and batted .258 with 28 homers and 78 RBI...led all Pirates minor leaguers in homers...was utilized mostly as an outfielder for the first time during his professional career...also appeared in seven games at second base...**1997:** Was a Southern League midseason all-star at Double-A Carolina, where he had 20 homers and 70 RBI to go with a .275 batting average...saw action in 59 games in the outfield, 33 at shortstop and 22 at second base...began the year as Carolina's starting shortstop and homered twice on Opening Day, April 3 vs. Mobile...his season highlights also included hitting for the cycle on July 19 at Birmingham...was named to Howe Sportsdata's all-prospect and all-teen teams...after the season, he played in the Arizona Fall League and was selected the league's top prospect after hitting .341 with eight homers, 27 RBI and 45 runs scored for Mesa...**1996:** Split the season between Single-A Augusta and Single-A Lynchburg, hitting 24 homers and driving in 87 runs in 128 total games...was utilized solely at shortstop...opened the year at Augusta, where



HERMANSEN

he was a South Atlantic League midseason all-star...hit 14 homers in 62 games...1995: Saw action at both Rookie-level Bradenton and Single-A Erie during his first pro campaign...batted .304 in 24 games for Bradenton...went 3-for-4 with a double and a homer in his professional debut on June 19 against the Sarasota Red Sox...was promoted to Erie on July 18, where he batted .273 with six homers in 44 games...after the season, he was named to *Baseball America's* short-season all-star team and was tabbed by the publication as having the best pro debut of any high school player taken in the 1995 draft.

PERSONAL: Chad Bruce Hermansen...married to Bracken and the couple has two children, Tyler (6/30/00) and Cayan (10/25/02)... graduate of Green Valley High School in Henderson, NV in 1995...was a member of three straight class 3A state high school championship teams...as a senior, he earned the Gatorade state Player of the Year Award and was also honored by *USA Today* as its Player of the Year for the state of Nevada, and a first-team All-USA selection after hitting .473 with 12 home runs, 68 RBI, 69 runs scored and 20 stolen bases...charitable endeavors have included assisting Garth Brooks' Touch 'em All Foundation and Future Diamonds...signed by Pirates scout Roy Smith.

CHAD HERMANSEN'S CAREER BATTING RECORD

YEAR	TEAM	AVG	G	AB	R	H	2B	3B	HR	RBI	SH	SF	HP	BB	SO	SB	CS	E
1995	Bradenton	.304	24	92	14	28	10	1	3	17	0	1	0	9	19	0	0	10
	Erie	.273	44	165	30	45	8	3	6	25	0	2	4	18	39	4	2	30
1996	Augusta	.252	62	226	41	57	11	3	14	41	0	1	8	38	65	11	3	25
	Lynchburg	.275	66	251	40	69	11	3	10	46	0	4	3	29	56	5	1	28
1997	Carolina	.275	129	487	87	134	31	4	20	70	0	5	10	69	136	18	6	39
1998	Nashville	.258	126	458	81	118	26	5	28	78	0	3	4	50	152	21	4	14
1999	Nashville	.270	125	496	89	134	27	3	32	97	0	4	4	35	119	19	10	3
	PITTSBURGH	.233	19	60	5	14	3	0	1	1	1	0	1	7	19	2	2	0
2000	Nashville	.224	78	294	47	66	12	1	11	38	0	1	9	25	89	16	4	4
	PITTSBURGH	.185	33	108	12	20	4	1	2	8	2	1	0	6	37	0	0	1
2001	Nashville	.246	123	447	75	110	22	6	17	64	3	3	5	41	154	22	5	4
	PITTSBURGH	.164	22	55	5	9	1	0	2	5	0	0	0	1	18	0	1	0
2002	Nashville #	.196	16	56	11	11	2	0	4	9	0	0	2	8	23	1	0	0
	PITTSBURGH	.206	65	194	22	40	11	1	7	15	3	1	1	17	68	7	5	2
	CHICAGO (NL)	.209	35	43	3	9	3	0	1	3	1	0	0	5	14	0	0	2
Major League Totals - 4 years		.200	174	460	47	92	22	2	13	32	7	2	2	36	156	9	8	5
Minor League Totals - 8 years		.260	793	2972	515	772	160	29	145	485	3	24	49	322	852	117	35	147

#Injury Rehabilitation Assignment

CHAD HERMANSEN'S CAREER BATTING BREAKDOWN

2002					CAREER					2002					CAREER				
AVG	AB	H	HR	RBI	AVG	AB	H	HR	RBI	AVG	AB	H	HR	RBI	AVG	AB	H	HR	RBI
.235	17	4	1	2	.267	30	8	1	3	.143	14	2	0	1	.143	14	2	0	1
.000	0	0	0	0	.286	7	2	0	1	-	-	-	-	-	-	-	-	-	-
.267	30	8	2	3	.297	64	19	5	8	-	-	-	-	-	-	-	-	-	-
.182	22	4	0	0	.167	54	9	0	1	-	-	-	-	-	-	-	-	-	-
.000	1	0	0	0	.000	1	0	0	0	.000	0	0	0	0	.000	7	0	0	0
.000	0	0	0	0	.455	11	5	0	2	.182	11	2	0	1	.182	11	2	0	1
.206	34	7	0	2	.190	42	8	0	2	-	-	-	-	-	-	-	-	-	-
										.000	0	0	0	0	.429	7	3	0	0
.226	31	7	2	2	.163	49	8	2	3	-	-	-	-	-	-	-	-	-	-
.211	19	4	1	3	.240	25	6	1	3	.182	11	2	0	0	.182	11	2	0	0
.000	0	0	0	0	.077	39	3	1	1	-	-	-	-	-	-	-	-	-	-
										-	-	-	-	-	-	-	-	-	-
.250	12	3	1	1	.250	12	3	1	1	.200	10	2	0	0	.200	10	2	0	0
.167	24	4	1	3	.180	50	9	1	3	-	-	-	-	-	-	-	-	-	-
.000	0	0	0	0	.067	15	1	1	2	.214	112	24	4	6	.182	231	42	7	12
.000	1	0	0	0	.000	1	0	0	0	.200	125	25	4	12	.218	229	50	6	20
.000	0	0	0	0	.210	62	13	1	7	.211	71	15	2	4	.193	145	28	4	11
.242	66	16	4	8	.204	98	20	5	9	.205	166	34	6	14	.203	315	64	9	21
.187	91	17	2	6	.187	91	17	2	6	.211	223	47	7	16	.213	366	78	10	26
.189	37	7	1	1	.196	51	10	1	1	.143	14	2	1	2	.149	94	14	3	6
.200	15	3	0	0	.200	15	3	0	0	.207	164	34	6	14	.204	265	54	8	22
.214	28	6	1	3	.203	143	29	4	9	.205	73	15	2	4	.195	195	38	5	10
.158	19	3	0	0	.120	25	3	0	0	.178	45	8	1	4	.194	129	25	4	9
.000	0	0	0	0	.000	0	0	0	0	.214	192	41	7	14	.202	331	67	9	23

CHAD HERMANSEN'S CAREER BATTING BREAKDOWN BY BALLPARK

BALLPARK	AVG.	AB	H	HR	RBI	BALLPARK	AVG.	AB	H	HR	RBI
Bank One Ballpark	.235	17	4	0	1	Ballpark in Arlington	-	-	-	-	-
Busch Stadium	.200	20	4	0	2	Comerica Park	.182	11	2	0	1
Cinergy Field/Riverfront Stadium	.167	18	3	0	0	Comiskey Park (new)	-	-	-	-	-
Coors Field	.000	1	0	0	0	Edison Int'l Field/Anaheim	.143	14	2	0	1
County Stadium	.125	8	1	0	0	Fenway Park	-	-	-	-	-
Dodger Stadium	-	-	-	-	-	Jacobs Field	.000	7	0	0	0
Miller Park	.273	11	3	1	1	Kauffman/Royals Stadium	-	-	-	-	-
Minute Maid Park/Enron Field	.192	26	5	0	2	Metrodome	-	-	-	-	-
Olympic Stadium	.143	14	2	1	2	Network Assoc./Oak. Coliseum	-	-	-	-	-
Pacific Bell Park	.000	1	0	0	0	Oriole Park at Camden Yards	-	-	-	-	-
PNC Park	.197	137	27	6	9	SAFECO Field	-	-	-	-	-
Pro Player Stadium	.455	11	5	0	2	SkyDome	-	-	-	-	-
Qualcomm/Jack Murphy Stadium	-	-	-	-	-	Tiger Stadium	-	-	-	-	-
Shea Stadium	.000	13	0	0	0	Tropicana Field	-	-	-	-	-
Three Rivers	.154	78	12	2	4	Yankee Stadium	-	-	-	-	-
Turner Field	.286	7	2	0	1						
Veterans Stadium	-	-	-	-	-						
Wrigley Field	.303	66	20	3	6						

CHAD HERMANSEN'S CAREER FIELDING RECORD

POSITION	PCT	G	PO	A	E	TC	DP
Outfield	.979	174	227	8	5	240	2

CAREER TRANSACTIONS

- Selected by Pittsburgh in first round (10th overall) of the June 1995 First-Year Player Draft.
- Acquired by the Chicago Cubs from Pittsburgh for a player to be named later on July 31, 2002.
- Acquired by Los Angeles with Todd Hundley (C) from the Chicago Cubs for Eric Karros (1B) and Mark Grudzielanek (2B) on Dec. 4, 2002.

DISABLED LIST

- April 13-March 26, 2001 (strained left hamstring).
- April 27-May 11, 2002 (strained left hamstring)

CAREER SINGLE-GAME BESTS

Most Hits:	3 (six times), last time: July 13, 2002 at MIL	Most Stolen Bases:	2, May 12, 2002 vs. Houston
Most RBI:	3, Oct. 7, 2001 at CHI (NL)	Most Walks:	2 (five times), last time: Sept. 28, 2002 vs. Pittsburgh
Most Home Runs:	1 (13 times), last time: Sept. 22, 2002 at Pittsburgh	Longest Hitting Streak:	6 games, June 11-18, 2002
Most Runs Scored:	3, May 21, 2002 at CHI (NL)	Career Grand Slams:	None



Koyie Hill



BATS/THROWS: Both/Right • **HEIGHT/WEIGHT:** 6-0/190

OPENING DAY AGE: 24 • **BORN:** March 9, 1979 in Tulsa, OK • **M.L. SERVICE:** 0.000

RESIDES: Lawton, OK • **ACQUIRED:** Selected in the fourth round of the June 2000 First-Year Player Draft

CAREER SUMMARY: The switch-hitting converted catcher enters his fourth season in the Dodger organization...original-drafted as a third baseman out of Wichita State University in June 2000...added to 40-man roster on Nov. 20, 2002.

2002: Batted .271 with 11 home runs, 25 doubles and 64 RBI in 130 games for Double-A Jacksonville...led all Dodger minor leaguers with 76 walks...topped Jacksonville squad in hits (127), home runs and games played...selected to play in midseason Southern League All-Star Game and slugged a home run in that contest...caught in 117 games...hit .310 (13-for-42) with eight RBI in 10 games as the designated hitter...got season off to a great start by hitting .367 (36-for-

98) with four homers, 19 runs scored and 17 RBI in April, getting a hit in 23 of 24 games...enjoyed 16-game hitting streak from April 17-May 4, batting .368 (25-for-68) in that stretch...named SL Hitter of the Week for July 26-Aug. 1, when he batted .611 (11-for-18) with four doubles and seven runs scored...in July 29 doubleheader vs. Mobile, went 6-for-7 with a homer, three doubles and four runs scored, including a 4-for-4 performance in Game 1...had two other four-hit games (April 29 at Tennessee and June 24 vs. Carolina)...blasted a 450-foot homer off the Yankees' Roger Clemens in a Spring Training exhibition contest on March 17 at Vero Beach's Hulman Stadium...during the offseason, played 20 games for Arizona Fall League champion Peoria, batting .307 (23-for-75) with five doubles and eight RBI...**2001:** Led all Dodger minor leaguers with 150 hits for Single-A Wilmington...also topped club with .301 batting average and 79 RBI...selected to midseason and postseason South Atlantic League all-star teams...played in 93 games behind the plate and served in 41 games as the designated hitter...during April, batted .340 (32-for-94)...in May, hit .360 (36-for-100)...batted .346 (37-for-107) with 18 RBI in August...compiled 41 multi-hit games, including 11 three-hit contests, and also stole 21 bases...**2000:** Played in 64 games for Rookie-level Northwest League champion Yakima...saw action as a third baseman, second baseman, catcher and designated hitter...hit .339 (38-for-112) with 18 RBI in July.



COLLEGE HIGHLIGHTS: Played three seasons as a starting third baseman for Wichita State University and compiled a .355 batting mark with 186 RBI...the Shockers won Missouri Valley Conference titles all three of those seasons...as a junior in 2000, led the MVC with 102 hits and tied teammate Blake Blasi for the batting title at .391...also collected 22 doubles, 62 RBI and 63 runs scored...named to the all-conference team during his sophomore campaign, batting .347 with 10 homers, 21 doubles and 81 RBI...hit .323 with 17 doubles and 43 RBI as a freshman.

PERSONAL: Koyie (pronounced Koy) Dolan Hill...graduate of Eisenhower High School (Lawton, OK)...signed by Dodger scout Mitch Webster.

KOYIE HILL'S CAREER BATTING RECORD

YEAR	TEAM	AVG	G	AB	R	H	2B	3B	HR	RBI	SH	SF	HP	BB	SO	SB	CS	E
2000	Yakima	.259	64	251	26	65	13	1	2	29	5	2	0	25	47	0	7	8
2001	Wilmington	.301	134	498	65	150	20	2	8	79	2	6	7	49	82	21	12	18
2002	Jacksonville	.271	130	468	67	127	25	1	11	64	1	7	0	76	88	5	3	17
Minor League Totals - 3 years		.281	328	1217	158	342	58	4	21	172	8	15	7	150	217	26	22	17

KOYIE HILL'S CAREER MINOR LEAGUE FIELDING RECORD

POSITION	PCT	G	PO	A	E	TC	DP	PB
Catcher	.979	221	1563	185	38	1786	15	26
Third Base	.898	15	6	38	5	49	5	-
Second Base	1.000	1	0	2	0	2	0	---
Minor League Totals	.977	237	1569	225	43	1837	20	26

CAREER TRANSACTIONS

- Selected in the fourth round of the June 2000 First-Year Player Draft.

DISABLED LIST

- Has not spent time on the disabled list in the Major Leagues.



Todd Hundley



BATS/THROWS: Switch/Right • HEIGHT/WEIGHT: 5-11/200

OPENING DAY AGE: 33 • BORN: May 27, 1969 in Martinsville, VA • M.L. SERVICE: 11.098

RESIDES: Port St. Lucie, FL • ACQUIRED: Acquired in a four-player trade on December 4, 2002

CAREER SUMMARY: Has hit 200 homers during his 13 Major League seasons with the Mets (1990-1998), the Dodgers (1999-2000) and the Cubs (2001-2002)...during his time with the Mets, he set a big league record in 1996 for most homers by a catcher (41) surpassing Hall of Famer Roy Campanella's mark of 40, set with the Brooklyn Dodgers in 1953 and was a National League All-Star in 1996-1997...also earned NL Player of the Week honors once...homered in four straight season-opening games (from 1994-1997), a feat matched by only Yogi Berra (1955-1958) and Gary Carter (1977-1980)...has toyed with abandoning switch-hitting during the last four seasons (1999-2002)...over the four-season span, he has had 75 at-bats as a left-handed batter vs. southpaw pitching and recorded 18 hits (.240 average) with one homer (Aug. 22, 2000, off Montreal's Scott Forster) and 19 RBI...made his Major League debut on May 18, 1990 at San Diego and recorded his first hit in that game, a double off Bruce Hurst...hit his first ML home run on Sept. 26, 1991 vs. Pittsburgh off Bill Landrum, a 14th-inning pinch-hit blast.

2002: In his second season with Chicago, he batted .211 with 16 home runs and 35 RBI in 92 games...he appeared in 79 games at catcher, including 71 starts...finished the season strong, batting .256 (22-for-86) with six home runs from Aug. 1 through the end of the season and hit .315 (17-for-54) in his last 16 starts...the Cubs' pitching staff had a 4.29 ERA, but a 4.02 ERA when Hundley was behind the plate...made his ninth Opening Day start and first with Chicago, joining his father, Randy, who made five as a Cubs' Opening Day starter...was on the disabled list from May 6-28 with a left thumb contusion...the switch-hitter homered 14 times as a left-handed batter and twice from the right-hand side...recorded his 16th career two-homer game on June 14 vs. the Chicago White Sox, hitting solo homers off Jon Garland and Keith Foulke...he also had three hits that game, matching a season high also accomplished on June 11 at Houston and Aug. 20 at Houston...his home run batting right-handed on Aug. 12 off Houston's Pedro Borbon was his first from the right side of the plate since May 10, 2000...slugged his 200th career home run on Sept. 18 at New York, a solo blast off Steve Trachsel...batted .360 (9-for-25) on the first pitch and .308 (8-for-26) on 1-1 counts...threw out 20 of 77 runners attempting to steal with him behind the plate...**2001:** Batted .187 with 12 homers in 79 games during his first season with the Cubs...finished the year, though, with seven homers and four doubles in his last 21 games...began his Cubs career strictly as a left-handed batter...officially returned to switch-hitting on Aug. 23 when he batted right-handed off Milwaukee's Ray King (drawing a walk)...up to that point, he had gone 5-for-19 vs. southpaws with two doubles and five RBI...as a right-handed batter, he went on to go 2-for-5 with a double...hit his first two Cubs homers on April 21 at Pittsburgh - a game-tying two-run shot in the seventh inning off Todd Ritchie and a game-winning solo round-tripper in the ninth off Mike Williams...also had two home runs in a game on Sept. 2 at Atlanta (off Kevin Millwood and John Smoltz) and Sept. 22 at Houston (off Shane Reynolds and Mike Jackson)...equaled his career high with a nine-game hitting streak from April 14-April 27 (10-for-34, .294)...hit his fifth career pinch-hit homer on April 25 off Colorado's Jose Jimenez...hit his first Wrigley Field homer as a member of the Cubs on May 5 off former Los Angeles teammate Darren Dreifort...had hit 11 homers at Wrigley Field as a visiting player...his two-run homer on Oct. 4 off Cincinnati's Jose Acevedo gave the Cubs a 2-0 victory...was on the disabled list from June 19-July 26 with a lower back strain...returned to the Cubs after making injury rehab stops at West Tennessee (AA) and Iowa (AAA)...**2000:** Spent his final season with the Dodgers, appearing in 90 games and batting .284 with 24 homers and 70 RBI...hit .299 (73-for-244) with 21 homers and 59 RBI as a left-handed batter...from the right side of the plate, he went 12-for-55 (.218) with three homers and 11 RBI...abandoned switch-hitting for the season on Aug. 22, solely batting from the left side for the remainder of the season...was 6-for-21 batting left-handed vs. southpaw hurlers with one homer (Aug. 22 off Montreal's Scott Forster) and six RBI...his playing time was limited due to a pair of stints on the disabled list (May 31-June 26 with a strained right oblique muscle, July 9-July 27 with a fractured right thumb)...hit a pair of grand slams (May 6 off Houston's Octavio Dotel and Sept. 30 off San Diego's Matt Clement), the sixth and seventh bases-loaded round-trippers of his big league career...the Sept. 30 blast was the Dodgers' ninth grand slam of the season, establishing a franchise record...became the first visiting player to homer into the bay outside of Pacific Bell Park on June 30 (off Robb Nen)...**1999:** Was Los Angeles' Opening Day catcher in his first year with the Dodgers...appeared in 114 games and batted .207 with 24 homers and 55 RBI...hit all of his homers as a left-handed batter...gave up switch-hitting for the season on Aug. 13 after going 4-for-44 from the right side of the plate with two RBI...hit a grand slam on July 19 off Pittsburgh's Jose Silva...**1998:** Appeared in only 53 games for the Mets while recuperating from elbow surgery performed the previous season...was activated off the disabled list on July 11...made 34 starts in left field and two starts behind the plate...also was utilized as a pinch-hitter 17 times...when he made his season debut on July 11 with a start in left field vs. Montreal, it was his first big league appearance in the outfield...returned to the injured list on Aug. 28-Sept. 12 with a right elbow soreness...made his first start behind the plate since the surgery on Sept. 13 at Montreal...hit a pinch home run off Houston's Sean Bergman on Sept. 16 to give the Mets an 11-inning 4-3 win...**1997:** Reached the 30-homer mark for the second straight season before his campaign was cut short due to an injured right

elbow...batted .273 in 132 games with 30 homers and 86 RBI...when he hit his 30th homer on Sept. 8 off Philadelphia's Mike Grace, he became the third Met (following Dave Kingman and Darryl Strawberry) to record back-to-back 30-homer campaigns...was selected to the National League All-Star team for the second consecutive year, but did not appear in the Midsummer Classic...had 11 RBI over a four-game stretch May 5-May 9, hitting three homers over the span...earned NL Player of the Week honors for the week ending May 11...reached base during 10 straight trips to the plate May 5-May 6 at Colorado (three homers, four walks, two singles, one double)...homered from both sides of the plate in the May 5 contest...also accomplished the feat on July 20 vs. Cincinnati...stole home as part of a double steal (with Butch Huskey) on June 16 at Yankee Stadium...set a Mets team record by drawing three intentional walks on June 28 at Pittsburgh...hit a grand slam on Aug. 23 off San Diego's Sean Bergman...had just seven at-bats from Sept. 9-23 before being sidelined for the rest of the season...on Sept. 26, he underwent surgery in which Dr. David Altchek arthroscopically removed bone spurs and bone chips from his right elbow...during the surgery, the medial collateral ligament in his elbow was reconstructed using a tendon from his right wrist...also underwent arthroscopic surgery on his left shoulder on Nov. 6 (Dr. Altchek)...**1996:** Set the Major League single-season homer record for catchers by going deep 41 times...surpassed Hall of Famer Roy Campanella's mark of 40, set with the Brooklyn Dodgers in 1953...his record-setting round-tripper was a three-run blast off Atlanta's Greg McMichael on Sept. 14...became the first Mets batter to reach the 40-homers mark...the club mark of 39 had been set by Darryl Strawberry (1987 and 1988)...also was the first NL switch-hitter to reach the 40-homer plateau...was fourth in the NL in homers and ranked seventh in the league with a career-high 112 RBI...homered from both sides of the plate on May 18 at San Francisco and June 10 vs. Atlanta...in the May 18 affair, he had a career-high seven RBI...in the June 10 contest, he went 4-for-4 with five RBI...appeared in 153 games including a big league-high 150 behind the plate...became the 18th ML backstop to catch 150 or more games in a season...saw his first All-Star Game action, flying out in his only at-bat...after the season, he had surgery to remove a bone spur from his left wrist (Nov. 18, Dr. Richard Eaton)...**1995:** Batted .280 with 15 homers in 90 games...hit a pair of grand slams on Opening Day (April 26) off Colorado's Billy Swift and on May 4 off Montreal's Bryan Eversgerd...the blast off Eversgerd came as a pinch-hitter in the 10th inning, giving the Mets a 5-1 win...missed most of the second half after being injured in a home plate collision with Colorado's Eric Young on July 22 in Denver...was out of action with a broken left wrist until Sept. 1...underwent arthroscopic surgery on the wrist on Oct. 9 (Dr. Richard Eaton) to remove a bone spur and to close up the fracture...**1994:** Had 16 homers and 42 RBI in 91 games during the strike-shortened season...homered from both sides of the plate for the first time during his career on June 18 at Florida, going deep off right-hander Pat Rapp and off southpaw Jeff Matis...had his first career two-homer game on May 1 vs. Los Angeles...hit a pinch homer on July 24 off San Francisco's Rich Monteleone...**1993:** Appeared in 130 games, including 123 behind the plate, and batted .228 with 11 homers and 53 RBI...on Sept. 2 against the Cubs at Wrigley Field, he hit his first ML grand slam (off Jose Guzman) in an 8-3 victory...on Sept. 12 against the Cubs in New York, he had his first career four-hit game...fractured his left hand in a home plate collision with Florida's Rob Natal on Oct. 1...established a Mets record for catchers by playing 113 consecutive errorless games (July 8, 1992-June 17, 1993)...**1992:** Committed just three errors in 121 games behind the plate (98 starts) for a .996 fielding percentage, a Mets record for catchers (minimum 100 games)...as a batter, he hit .209 with seven homers and 32 RBI...**1991:** Went 8-for-60 in 21 late-season games for the Mets after spending the minor league campaign at Triple-A Tidewater, where he earned midseason and postseason International League all-star honors...at Tidewater, he batted .273 in 125 games with 14 homers and 66 RBI...along with playing in 110 games behind the plate, he appeared in one contest at first base...after being recalled on Sept. 6, he made 17 starts behind the plate...connected for his first ML homer on Sept. 26 vs. Pittsburgh, a pinch-hit 14th-inning round-tripper off Bill Landrum...**1990:** Appeared in 36 games, including 19 starts behind the plate, during his first big league action...had three stints on the Mets' roster...made his ML debut on May 18 at San Diego and recorded his first hit in the contest, a double off Bruce Hurst...spent most of the year at Double-A Jackson where he batted .265 in 81 games and led Texas League catchers by throwing out 48.3 percent of the runners who attempted to steal off him (42-for-87)...**1989:** Was a South Atlantic League midseason and postseason all-star at Single-A Columbia, SC...led league catchers in total chances (930) and putouts (826)...**1988:** Played in 52 games for Single-A Little Falls and in one for Single-A St. Lucie...**1987:** Made his professional debut at Little Falls, appearing in 34 contests.



PERSONAL: Todd Ralph Hundley...enters the third year of a four-year contract he signed with the Cubs on Dec. 13, 2000...has four children, Heather Quinn (10), Justin Randolph (7), Emma Foster (3) and Josh Hogan (2)...always active in the community, with his endeavors including the "Hundley's Heroes" community program, assisting autistic children, fighting breast cancer and aiding the Make-A-Wish Foundation...for his many contributions to the community, he received the Thurman Award at the annual Thurman Munson Dinner in New York in 1997...received the Good Guy Award following the 1996 season from the New York Press Photographers, New York Baseball Writers and New Jersey Sportswriters...had a familiar feeling playing for the Cubs as he was a frequent Wrigley Field guest during his formative years, as his father, Randy, played with Chicago from 1966-73, 1976-77...has appeared in 1,086 games at catcher during his Major League career, while his father saw action in 1,061 games (1,026 appearances behind the plate) for

four teams from 1964-1977...the Hundleys were just the seventh father/son combination in Cubs history and one of just eight father/son catcher combos in big league history...when Todd was born on May 27, 1969, the Cubs and Randy were on a West Coast trip in San Francisco...upon hearing the news of Todd's birth, Randy hit a grand slam in his next game (May 28 off the Giants' Ray Sadecki)...began his Cubs career wearing No. 99 before switching to No. 9 during the 2001 campaign...the highest jersey number in Cubs history had been the No. 96 worn by Bill Voiselle in 1950...graduated from Fremd High School in Palatine, IL, in 1987, where he was an all-conference and all-area baseball selection.

TODD HUNDLEY'S CAREER BATTING RECORD

YEAR	TEAM	AVG	G	AB	R	H	2B	3B	HR	RBI	SH	SF	HP	BB	SO	SB	CS	E
1987	Little Falls	.146	34	103	12	15	4	0	1	10	0	0	3	12	27	0	0	7
1998	Little Falls	.188	52	176	23	33	8	0	2	18	2	1	4	16	31	1	1	8
	St. Lucie	.000	1	1	0	0	0	0	0	0	0	0	2	1	0	0	1	
1989	Columbia	.269	125	439	67	118	23	4	11	66	1	5	8	54	67	6	3	13
1990	Jackson	.265	81	279	27	74	12	2	1	35	0	3	1	34	44	5	3	9
	NEW YORK (NL)	.209	36	67	8	14	6	0	2	1	0	0	6	18	0	0	2	
1991	Tidewater	.273	125	454	62	124	24	4	14	66	4	8	2	51	95	1	2	9
	NEW YORK (NL)	.133	21	60	5	8	0	1	1	7	1	1	1	6	14	0	0	0
1992	NEW YORK (NL)	.209	123	358	32	75	17	0	7	32	7	2	4	19	76	3	0	3
1993	NEW YORK (NL)	.228	130	417	40	95	17	2	11	53	2	4	2	23	62	1	1	8
1994	NEW YORK (NL)	.237	91	291	45	69	10	1	16	42	3	1	3	25	73	2	1	5
1995	NEW YORK (NL)	.280	90	275	39	77	11	0	15	51	1	3	5	42	64	1	0	7
1996	NEW YORK (NL)	.259	153	540	85	140	32	1	41	112	0	2	3	79	146	1	3	8
1997	NEW YORK (NL)	.273	132	417	78	114	21	2	30	86	0	5	3	83	116	2	3	10
1998	St. Lucie#	.214	12	42	4	9	2	0	1	6	0	0	0	12	8	0	1	2
	GCL Mets#	.000	1	2	0	0	0	0	0	0	0	0	0	2	1	0	0	0
	Norfolk#	.433	10	30	9	13	1	0	4	15	0	0	0	14	10	0	0	1
	NEW YORK (NL)	.161	53	124	8	20	4	0	3	12	0	1	1	16	55	1	1	5
1999	LOS ANGELES	.207	114	376	49	78	14	0	24	55	1	3	4	44	113	3	0	16
2000	LOS ANGELES	.284	90	299	49	85	16	0	24	70	1	6	2	45	69	0	1	13
	Albuquerque#	.556	3	9	2	5	0	0	1	5	0	0	0	1	0	0	0	0
2001	CHICAGO (NL)	.187	79	246	23	46	10	0	12	31	0	2	3	25	89	0	0	4
	West Tennessee#	.333	4	12	1	4	2	0	0	1	0	0	0	1	3	0	0	0
	Iowa#	.196	15	51	7	10	1	0	3	8	0	1	1	4	23	0	0	0
2002	CHICAGO (NL)	.211	92	266	32	56	8	0	16	35	1	1	3	32	80	0	0	11
	Iowa#	.222	3	9	1	2	0	0	1	4	0	0	0	1	2	0	0	0
Major League Totals - 11 years		.235	1204	3736	493	877	166	7	200	588	18	31	34	445	975	14	10	92
Dodger Totals - 2 years		.241	204	675	98	163	30	0	48	125	2	9	6	89	182	3	1	29
Minor League Totals - 7 years		.253	466	1607	215	407	77	10	39	234	7	18	19	204	312	13	10	52
# Minor League Rehabilitation Assignment																		

TODD HUNDLEY'S CAREER ALL-STAR GAME BATTING RECORD

YEAR	TEAM, SITE	AVG	G	AB	R	H	2B	3B	HR	RBI	SH	SF	HP	BB	SO	SB	CS	E
1996	NEW YORK, at Phi.	.000	1	1	0	0	0	0	0	0	0	0	0	0	0	0	0	0
1997	NEW YORK, at Cle.																	
All-Star Game Totals		.000	1	1	0	0	0	0	0	0	0	0	0	0	0	0	0	0

TODD HUNDLEY'S CAREER BATTING BREAKDOWN

2002				CAREER				2002				CAREER			
AVG	AB	H	HR	AVG	AB	H	HR	AVG	AB	H	HR	AVG	AB	H	HR
.667	6	4	1	.247	85	21	5	-.316	19	6	3	.000	3	0	0
.083	12	1	1	.268	276	74	13	-.234	137	32	7	.125	8	1	0
-	-	-	-	.258	275	71	17	-.234	129	24	9	.200	10	2	1
.303	33	10	2	.223	274	61	24	-.316	19	6	3	.259	27	7	3
.000	11	0	0	.263	224	59	11	-.234	129	24	9	-.333	9	3	0
.200	20	4	0	.240	221	53	9	-.375	8	3	1	.300	20	6	1
.257	35	9	2	.231	295	68	17	-.000	7	0	0	.071	14	1	0
.000	13	0	0	.178	236	42	11	-.211	142	30	8	.455	11	5	0
.261	23	6	3	.153	85	13	3	-.234	137	32	7	.235	1765	415	89
.500	2	1	0	.247	235	58	15	-.234	129	24	9	.234	1971	462	111
.167	6	1	1	.238	42	10	4	-.234	137	32	7	.235	2501	580	117
.154	13	2	1	.244	266	65	9	-.212	260	55	15	.232	3061	720	163
.188	16	3	0	.244	291	71	17	-.167	6	1	1	.233	675	157	37
.143	21	3	1	.229	262	60	14	-.189	132	25	7	.241	2003	482	121
.133	15	2	0	.226	288	65	13	-.231	134	31	9	.228	1733	395	79
.167	6	1	0	.218	257	56	13	-.217	46	10	2	.206	785	162	24
.174	23	4	1	.245	522	128	36	-.209	220	46	14	.242	2951	715	176
.083	24	2	0	.235	672	158	33	-.234	137	32	7	.235	2501	580	117
.269	67	18	6	.241	601	145	39	-.212	260	55	15	.232	3061	720	163
.152	66	10	3	.234	645	151	34	-.167	6	1	1	.233	675	157	37
.241	54	13	3	.221	637	141	30	-.189	132	25	7	.241	2003	482	121
.281	32	9	3	.234	659	154	28	-.231	134	31	9	.228	1733	395	79
.125	16	2	0	.194	129	25	5	-.217	46	10	2	.206	785	162	24
.000	4	0	0	.273	11	3	0	-.209	220	46	14	.242	2951	715	176

HUNDLEY



TODD HUNDLEY'S CAREER HITTING BREAKDOWN BY BALLPARK

BALLPARK	AVG.	AB	H	HR	RBI	BALLPARK	AVG.	AB	H	HR	RBI
Aloha Stadium-Honolulu	-	-	-	-	-	Ballpark in Arlington	-	-	-	-	-
Astrodome	.175	114	20	3	11	Comerica Park	-	-	-	-	-
Atlanta Fulton-County Stadium	.342	79	27	3	11	Comiskey Park (new)	-	-	-	-	-
Bank One Ballpark	.226	53	12	3	7	Comiskey Park (old)	.125	16	2	0	0
Busch Stadium	.259	139	36	9	25	Edison Int'l Field/Anaheim	.000	3	0	0	0
Cinergy Field/Riverfront Stadium	.233	146	34	11	28	Fenway Park	-	-	-	-	-
Coors Field	.333	105	35	9	32	Jacobs Field	-	-	-	-	-
County Stadium	.067	30	2	0	2	Kauffman/Royals Stadium	-	-	-	-	-
Dodger Stadium	.204	432	88	24	58	Metrodome	-	-	-	-	-
Minute Maid Park/Enron Field	.333	24	8	3	6	Monterrey Stadium (Mexico)	.375	8	3	0	1
Mile High Stadium	.214	14	3	0	4	Network Assoc./Oak. Coliseum	.333	9	3	0	1
Miller Park	.167	30	5	1	4	Oriole Park at Camden Yards-	.125	8	1	0	1
Olympic Stadium	.280	118	33	10	23	SAFECO Field	.333	15	5	1	4
Pacific Bell Park	.258	31	8	1	5	SkyDome	-	-	-	-	-
PNC Park	.200	25	5	2	4	Tiger Stadium	.556	9	5	0	1
Pro Player Stadium	.257	109	28	6	20	Tropicana Field	-	-	-	-	-
Qualcomm/Jack Murphy Stadium	.209	148	31	8	23	Yankee Stadium	.000	10	0	0	0
Shea Stadium	.242	1242	301	58	86						
3Com/Candlestick Park	.220	109	24	9	27						
Three Rivers Stadium	.217	143	31	9	24						
Turner Field	.220	50	11	4	7						
Veterans Stadium	.224	125	28	3	16						
Wrigley Field	.224	392	88	23	57						

TODD HUNDLEY'S CAREER FIELDING RECORD

POSITION	PCT	G	PO	A	E	TC	DP	PB
Outfield	.898	34	42	2	5	49	0	-
Catcher	.988	1086	6486	469	87	7042	51	75
Major League Totals	.987	1120	6528	471	92	7091	51	75

CAREER TRANSACTIONS

- Selected by New York (NL) in the second round of the June 1987 First-Year Player Draft.
- Acquired by Los Angeles with Arnold Gooch (RHP) from New York (NL) for Charles Johnson (C) and Roger Cedeño (OF) on Dec. 1, 1998.
- Signed as a free agent by Chicago (NL) on Dec. 13, 2000.
- Acquired by Los Angeles with Chad Hermansen (OF) from Chicago (NL) for Mark Grudzielanek (INF) and Eric Karros (INF) on Dec. 4, 2002.

DISABLED LIST

- July 23-Sept. 1, 1995 (sprained left wrist).
- March 21-July 11, 1998 (right elbow surgery).
- Aug. 28-Sept. 12, 1998 (right elbow soreness).
- May 31-June 26, 2000 (strained right oblique muscle).
- July 9-27, 2000 (fractured right thumb).
- June 19-July 26, 2001 (lower back strain).
- May 6-28, 2002 (left thumb contusion).

CAREER SINGLE-GAME BESTS

Most Hits:	4 (6 times), last time: July 20, 1997 vs. CIN	Most Stolen Bases:	1 (14 times), last time: Sept. 23, 1999 vs. SF
Most RBI:	7, May 18, 1996 at SF	Most Walks:	4 (twice), last time: May 6, 1997
Most Home Runs:	2 (16 times), last time: June 14, 2002 vs. CWS	Longest Hitting Streak:	9 games (twice), last time: April 14-27, 2001
Most Runs Scored:	3 (10 times), last time: June 14, 2002 vs. CWS	Career Grand Slams:	7, last time: Sept. 30, 2000 at SD (M. Clement)

PARKER LAST DODGER TO HIT FOR CYCLE

The only Dodger to hit for the cycle in Los Angeles history is first baseman Wes Parker at New York's Shea Stadium on May 7, 1970. Parker doubled and homered off Ray Sadecki, singled off reliever Cal Koonce and tripled off Jim McAndrew.



Kazuhisa Ishii

BATS/THROWS: Left/Left • HEIGHT/WEIGHT: 6-0/215

OPENING DAY AGE: 29 • BORN: September 9, 1973 in Chiba, Japan • M.L. SERVICE: 1.000

RESIDES: Tokyo, Japan • ACQUIRED: Signed a four-year free agent contract on February 8, 2002



CAREER SUMMARY: Enjoyed an outstanding rookie season, going 14-10 with a 4.27 ERA (73 ER/154.0 IP) in 28 starts...his 14 wins set an L.A. Dodger record for wins by a rookie left-hander, breaking Fernando Valenzuela's mark of 13 set in 1981...the 14 wins are the most by a Dodger rookie left-hander since Joe Hatten won 14 for Brooklyn in 1946...Nap Rucker set the franchise mark with 15 wins in 1907...struck out 70 and held the opposition to a .211 average at Dodger Stadium...made Major League debut and picked up his first win on April 6 vs. Colorado...his first strikeout was the second batter he faced, Juan Uribe...joined teammate Hideo Nomo (1995-98, 2002) as only the second Japanese player to wear a Dodger uniform and the 11th current Japanese player and 14th all-time to play in the Major Leagues...a former Japanese all-star, Ishii compiled a 78-46 record with a 3.38 ERA and 1,277 strikeouts in 1184.1 innings of work over 244 games in 10 years with the Yakult Swallows...made his debut with the Swallows on June 9, 1992 following his selection in the first round of the November 1991 draft...appeared in six of 10 Japan Series from 1992-2001 (1992, 1993, 1995, 1996, 1997 and 2001), winning five titles...threw a no-hitter on Sept. 2, 1997 vs. the Yokohama Bay Stars.

2002: Finished second among NL rookies in wins (14), and second in strikeouts (143), fifth in innings pitched (154.0 IP), sixth in winning percentage (.583), seventh in opponents batting average (.240) and 10th in earned run average...was 5-0 with a 3.03 ERA in his first month in the Major Leagues and was selected as April's National League Rookie of the Month...his 6-0 start as a starting pitcher was the best by a Dodger since Orel Hershiser began the 1988 season 6-0...the best start by a Dodger rookie starting pitcher was 8-0 by Fernando Valenzuela in 1981...was 6-6 with a 3.86 ERA (33 ER/77.0 IP) in 14 starts at Dodger Stadium...tied an L.A. Dodger record by striking out 10 batters in his Major League debut, going 5.2 scoreless innings and allowing two hits in a 9-2 win vs. Colorado on April 6...his 10 strikeouts matched Pedro Astacio's L.A. Dodger debut record, set on July 3, 1992 (second game) vs. the Phillies...did not allow a run in his second start either on April 12 at San Diego, combining with Giovanni Carrara and Eric Gagne on a two-hit 3-0 shutout...allowed the Padres two hits in 6.0 innings, while striking out five...won 6-3 on April 17 at Colorado, allowing three runs in 6.0 innings...improved to 4-0 with a 9-6 win on April 23 at Pittsburgh, allowing all six runs and six of the seven hits he surrendered in the second inning...settled down and allowed just one hit and no runs in his final three innings of work...allowed a leadoff home run to Corey Patterson in the first inning and just two more hits in his seven innings during a 5-4 victory at Chicago in the first game of a double-header on April 28...beat the Cubs again on May 4 at Dodger Stadium, 3-2, allowing two runs in 7.0 innings...by winning that game, he became the only pitcher since division play began in 1969 to start in his first six ML appearances and win them all...suffered his first loss in his eighth Major League start, when the Dodgers were shut out 2-0 on May 15 vs. New York...he allowed one run on four hits, walked four and fanned four...won his next four decisions to improve to 10-1 with a 3.15 ERA after his first 12 starts...recorded his 10th win in the Dodgers' 61st game, the fastest a Dodger pitcher reached double-figures in wins since Ramon Martinez won his 10th in the Dodgers' 60th game in 1991...Ishii was the first pitcher since Tim Hudson in 1999 to begin his rookie season with a 10-1 record, which tied for the best start since Wayne Simpson of Cincinnati started out 13-1 as a rookie in 1970...lost three consecutive starts from June 24-July 4 as he posted a 3.78 ERA, but the Dodgers were held to a combined three runs in the three games...finished the first half with an 11-5 record and a 3.58 ERA (40/100.2 IP)...won his first game of the second half, defeating Arizona 2-1 at Dodger Stadium, as he allowed no runs on two hits in 7.2 innings...allowed a season-high eight runs and matched a season-high with six walks in 2.2 innings on July 30 at Cincinnati in a 12-4 loss...defeated the Expos 5-2 on Aug. 14 at Montreal, allowing two unearned runs in the first inning and then just one hit in his next five-plus innings...picked up his final win of the season and third against Arizona in three attempts on Sept. 3 in Phoenix, allowing no runs in 5.1 innings in a 3-2 victory...was injured during his start on Sept. 8 vs. Houston when he was struck by a ball off the bat of Brian Hunter on the left side of his forehead in the fourth inning...was immediately transported by ambulance to Good Samaritan Hospital and later that night to Cedars-Sinai Medical Center, after a nasal fracture was discovered during exams which required surgery...underwent a successful two-hour surgery performed by Dr. John Yu to remove chips in the fracture site and replace them with a small titanium plate...was placed on the disabled list on Sept. 9 and did not



pitch again the remainder of the season...**2001:** Was 12-6 with a 3.39 ERA and 173 strikeouts in 175.0 innings...ranked second in the Central League with a .667 winning percentage, 27 games started and 173 strikeouts...his 3.39 ERA ranked eighth in the Japanese League...helped lead the Swallows to their first Japan Series Championship in four years, defeating the Osaka Kintetsu Buffaloes in the finals...in Game 1 of the Japan Series, he pitched 8.0 shutout innings and carried a no-hitter into the seventh, giving up one hit and striking out 12...the 12 strikeouts tied a Japan Series record and marked the second time in his career that he reached the mark, having also accomplished the feat in 1997...**2000:** Went 10-9 with a 2.61 ERA, ranking first among league ERA leaders...after starting the season 2-9, finished 9-0...led the Central League with 210 strikeouts in 29 games and 183.0 innings pitched...**1999:** Went 8-6 with a 4.80 ERA in 23 games in 133.0 innings while striking out 162 batters...**1998:** Compiled a 14-6 record with a 3.30 ERA (12th in the league)...his 14 victories and 196.1 innings pitched marked career highs...led the league in strikeouts with 241...**1997:** Went 10-4 with 120 strikeouts in 117.2 innings of work, including a no-hitter on Sept. 2 against the Yokohama Bay Stars...missed the first two months of the season rehabilitating from shoulder surgery and fell 18.0 innings short of qualifying for the league ERA title, which he would have won with a 1.91 mark...among pitchers in both the Central and Pacific Leagues with over 100 innings, he had the highest rate of strikeouts per nine-innings (9.18) and the lowest rate of hits (5.58) and home runs (.382) allowed per game...in his only start during the Japan Series, he pitched a 1-0 complete-game shutout, allowing three hits and striking out 12 in Game One against the Seibu Lions...came back and pitched the sixth and seventh innings of Game Five, earning the win while striking out three and allowing one hit en route to the Japan Series championship...finished with a 2-0 record, 0.00 ERA and 15 strikeouts in 11.0 innings pitched, allowing four hits and holding opponents to a .114 batting average in two Japan Series games...**1996:** Went 1-5 with a 5.23 ERA in eight games during the season, missing the majority of the year with arm troubles...**1995:** Finished the season with a 13-4 mark with one save and a 2.76 ERA, to rank fourth in the league in ERA...his save would be the only one of his 10-year career with Yakult...his 13-4 record led the league in winning percentage (.765)...helped lead Yakult to the Japan Series title over the Orix Blue Wave, marking his third championship in four years...**1994:** Went 7-5 with a 4.08 ERA in 54 games and 108.0 innings pitched...struck out 98 batters...**1993:** In his second full season with Yakult, was 3-1 with a 4.70 ERA in 19 games and 59.1 innings...the left-hander struck out 66 batters in his 59.1 innings of work...won his second Japan Series title in as many years as the Swallows defeated the Seibu Lions...**1992:** Was 0-0 with a 4.18 ERA in his rookie season with Yakult...earned his first of what would be five Japan Series titles, helping guide the Swallows over the Seibu Lions.

PERSONAL: Kazuhisa Ishii (Kah-zoo-hee-sah E-shee)...signed to a four-year free agent contract with two club options for 2006 and 2007 on Feb. 8, 2002...he and his wife Ayako Kisa have one child, Kanta (1)...wife was a television news anchor for the evening news on Fuji-TV and once served as host of the sports program "Pro Baseball News"...active member in the community as a participant in Dodger baseball clinics.

KAZUHISA ISHII'S CAREER PITCHING RECORD

YEAR	TEAM	W-L	ERA	G	GS	CG	SHO	SV	IP	H	R	ER	HR	HB	BB	SO	WP	BK
1992	Yakult	0-0	4.18	12	-	0	0	0	28.0	23	13	13	4	2	17	22	2	0
1993	Yakult	3-1	4.70	19	-	1	0	0	59.1	48	32	31	8	2	38	66	5	0
1994	Yakult	7-5	4.08	54	-	2	2	0	108.0	92	56	49	11	6	77	98	4	0
1995	Yakult	13-4	2.76	26	-	3	0	1	153.0	112	49	47	14	8	77	159	8	0
1996	Yakult	1-5	5.23	8	-	0	0	0	31.0	28	19	18	6	2	22	26	1	0
1997	Yakult	10-4	1.91	18	-	2	2	0	117.2	73	28	25	5	4	50	120	6	1
1998	Yakult	14-6	3.30	28	-	6	0	0	196.1	149	78	72	12	8	105	241	20	0
1999	Yakult	8-6	4.80	23	-	2	1	0	133.0	123	75	71	16	6	71	162	9	0
2000	Yakult	10-9	2.61	29	-	3	1	0	183.0	137	54	53	15	6	73	210	11	2
2001	Yakult	12-6	3.39	27	-	0	0	0	175.0	135	74	66	18	5	73	173	14	0
2002	LOS ANGELES	14-10	4.27	28	28	0	0	0	154.0	137	82	73	20	4	106	143	7	0
Major League Totals-1 year		14-10	4.27	28	28	0	0	0	154.0	137	82	73	20	4	106	143	7	0
Dodger Totals-1 year		14-10	4.27	28	28	0	0	0	154.0	137	82	73	20	4	106	143	7	0
Japan League Totals - 10 years		78-46	3.38	244	-	19	6	1	1184.1	920	478	445	109	49	603	1277	80	3

OPPONENT HOME RUN LEADERS AT DODGER STADIUM

Most home runs by opponents at Dodger Stadium:

Barry Bonds 23
 George Foster 23
 Henry Aaron 22
 Dale Murphy 22
 Mike Schmidt 22
 Willie Stargell 21

Most home runs by opponents (active) at Dodger Stadium:

Barry Bonds 23
 Jeff Bagwell 15
 Matt Williams 15
 Sammy Sosa 14
 Luis Gonzalez 13

KAZUHISA ISHII'S CAREER PITCHING BREAKDOWN

2002					CAREER					2002					CAREER						
W-L-S	ERA	G	IP	ER	TEAM	W-L-S	ERA	G	IP	ER	W-L-S	ERA	G	IP	ER	TEAM	W-L-S	ERA	G	IP	ER
3-0-0	0.95	3	19.0	2	Arizona	3-0-0	0.95	3	19.0	2	0-2-0	10.80	2	6.2	8	Anaheim	0-2-0	10.80	2	6.2	8
0-1-0	45.00	1	1.0	5	Atlanta	0-1-0	45.00	1	1.0	5	1-0-0	5.68	1	6.1	4	Baltimore	1-0-0	5.68	1	6.1	4
2-0-0	1.93	2	14.0	3	Chicago	2-0-0	1.93	2	14.0	3	-	-	-	-	-	Boston	-	-	-	-	-
0-1-0	27.00	1	2.2	8	Cincinnati	0-1-0	27.00	1	2.2	8	-	-	-	-	-	Chicago	-	-	-	-	-
2-1-0	1.93	3	18.2	4	Colorado	2-1-0	1.93	3	18.2	4	-	-	-	-	-	Cleveland	-	-	-	-	-
0-1-0	3.97	2	11.1	5	Florida	0-1-0	3.97	2	11.1	5	-	-	-	-	-	Detroit	-	-	-	-	-
0-1-0	8.10	1	3.1	3	Houston	0-1-0	8.10	1	3.1	3	-	-	-	-	-	Kansas City	-	-	-	-	-
-	-	-	-	-	Los Angeles	-	-	-	-	-	-	-	-	-	-	Minnesota	-	-	-	-	-
2-0-0	3.75	2	12.0	5	Milwaukee	2-0-0	3.75	2	12.0	5	-	-	-	-	-	New York	-	-	-	-	-
1-0-0	0.00	1	6.0	0	Montreal	1-0-0	0.00	1	6.0	0	-	-	-	-	-	Oakland	-	-	-	-	-
0-1-0	1.29	1	7.0	1	New York	0-1-0	1.29	1	7.0	1	-	-	-	-	-	Seattle	-	-	-	-	-
0-0-0	9.00	1	5.0	5	Philadelphia	0-0-0	9.00	1	5.0	5	-	-	-	-	-	Tampa Bay	-	-	-	-	-
1-0-0	9.00	2	10.0	10	Pittsburgh	1-0-0	9.00	2	10.0	10	-	-	-	-	-	Texas	-	-	-	-	-
0-1-0	4.50	1	6.0	3	St. Louis	0-1-0	4.50	1	6.0	3	1-0-0	2.70	1	6.2	2	Toronto	1-0-0	2.70	1	6.2	2
1-1-0	2.19	2	12.1	3	San Diego	1-1-0	2.19	2	12.1	3	6-6-0	3.86	14	77.0	33	Home	6-6-0	3.86	14	77.0	33
0-0-0	3.00	1	6.0	2	San Francisco	0-0-0	3.00	1	6.0	2	8-4-0	4.68	14	77.0	40	Road	8-4-0	4.68	14	77.0	40
5-0-0	3.03	5	29.2	10	March/Apr	5-0-0	3.03	5	29.2	10	4-2-0	4.38	7	39.0	19	Day	4-2-0	4.38	7	39.0	19
3-1-0	2.78	5	32.1	10	May	3-1-0	2.78	5	32.1	10	10-8-0	4.23	21	115.0	54	Night	10-8-0	4.23	21	115.0	54
3-3-0	4.68	6	32.2	17	June	3-3-0	4.68	6	32.2	17	13-10-0	4.28	26	143.0	68	Grass	13-10-0	4.28	26	143.0	68
1-3-0	5.02	5	28.2	16	July	1-3-0	5.02	5	28.2	16	1-0-0	4.09	2	11.0	5	Turf	1-0-0	4.09	2	11.0	5
1-2-0	6.95	5	22.0	17	August	1-2-0	6.95	5	22.0	17	11-5-0	3.58	17	100.2	40	Pre-ASG	11-5-0	3.58	17	100.2	40
1-1-0	3.12	2	8.2	3	Sept./Oct.	1-1-0	3.12	2	8.2	3	3-5-0	5.57	11	53.1	33	Post-ASG	3-5-0	5.57	11	53.1	33
-	-	-	-	-	-	-	-	-	-	-	14-10-0	4.27	28	154.0	73	Starter	14-10-0	4.27	28	154.0	73
-	-	-	-	-	-	-	-	-	-	-	-	-	-	-	Reliever	-	-	-	-	-	

KAZUHISA ISHII'S CAREER PITCHING BREAKDOWN BY BALLPARK

BALLPARK	W-L-S	ERA	G	IP	ER	BALLPARK	W-L-S	ERA	G	IP	ER
Bank One Ballpark	1-0-0	0.00	1	5.1	0	Ballpark in Arlington	-	-	-	-	-
Busch Stadium	0-1-0	4.50	1	6.0	3	Comerica Park	-	-	-	-	-
Cinergy Field/Riverfront Stadium	0-1-0	27.00	1	2.2	8	Comiskey (new)	-	-	-	-	-
Coors Field	1-0-0	4.50	1	6.0	3	Edison Int'l Field/Anaheim	0-1-0	7.36	1	3.2	3
Dodger Stadium	6-6-0	3.86	14	77.0	33	Fenway Park	-	-	-	-	-
Minute Maid Park/Enron Field	-	-	-	-	-	Jacobs Field	-	-	-	-	-
Miller Park	1-0-0	3.38	1	5.1	2	Kauffman/Royals Stadium	-	-	-	-	-
Olympic Stadium	1-0-0	0.00	1	6.0	0	Metrodome	-	-	-	-	-
Pacific Bell Park	-	-	-	-	-	Network Assoc./Oak. Coliseum	-	-	-	-	-
PNC Park	1-0-0	10.80	1	5.0	6	Oriole Park at Camden Yards	1-0-0	5.68	1	6.1	4
Pro Player	0-0-0	2.84	1	6.1	2	SAFECO Field	-	-	-	-	-
Qualcomm Stadium	1-1-0	2.19	2	12.1	3	SkyDome	-	-	-	-	-
Shea Stadium	-	-	-	-	-	Tropicana Field	-	-	-	-	-
Turner Field	-	-	-	-	-	Yankee Stadium	-	-	-	-	-
Veterans Stadium	0-0-0	9.00	1	5.0	5	-	-	-	-	-	-
Wrigley Field	1-0-0	4.50	1	6.0	3	-	-	-	-	-	-

KAZUHISA ISHII'S CAREER FIELDING RECORD

POSITION	PCT	G	PO	A	E	TC	DP
Pitcher	.960	28	3	21	1	25	0

KAZUHISA ISHII'S CAREER BATTING RECORD

YEAR	TEAM	AVG	G	AB	R	H	2B	3B	HR	RBI	SH	SF	HP	BB	SO	SB	CS	E
2001	LOS ANGELES	.100	28	50	1	5	0	0	0	2	4	0	0	2	21	0	0	1
Major League Totals - 1 year		.100	28	50	1	5	0	0	0	2	4	0	0	2	21	0	0	1

CAREER TRANSACTIONS

• Signed as a free agent by Los Angeles on Feb. 8, 2002.

DISABLED LIST

• Sept. 9 - end of season, 2002 (skull fracture)

CAREER SINGLE-GAME BESTS

Low-Hit Complete Game:	None	Most Strikeouts:	10, April 6, 2002 vs. COL
Most Innings Pitched - Starter:	7.2, July 14, 2002 vs. ARI	Most Walks:	6 (3 times), last time: July 30, 2002 at CIN
Most Innings Pitched - Reliever:	None	Longest Winning Streak:	6 games, April 6-May 4, 2002
		Longest Losing Streak:	3 games, June 24-July 4, 2002

INFIELDER
3

Cesar Izturis



BATS/THROWS: Switch/Right • HEIGHT/WEIGHT: 5-9/180

OPENING DAY AGE: 23 • BORN: February 10, 1980 in Barquisimeto, Venezuela • M.L. SERVICE: 1.074

RESIDES: Barquisimeto, Venezuela • ACQUIRED: Acquired in a four-player trade with Toronto on December 13, 2001

CAREER SUMMARY: Slick-fielding infielder has a career fielding percentage of .981 in two Major League seasons...in 2002, his .979 fielding percentage ranked tied for third among all National League starting shortstops...named one of Toronto's top prospects by *Baseball America* when he appeared in 46 Major League games in 2001, batting .269 with two triples, two home runs and nine RBI with eight stolen bases (in nine attempts)...was selected to play in MLB Futures Game in Seattle, but did not participate because he was recalled by Toronto on June 23...made his Major League debut on June 23, 2001, starting at shortstop at Boston, going 1-for-4 with his first Major League hit coming off Frank Castillo in first big league at-bat...on July 7, 2001, collected first home run, an inside-the-park two-run homer off of Montreal's Guillermo Mota.

IZTURIS



2002: Finished the 2002 season batting .232 (102-for-439) with 24 doubles, two triples, a homer and 31 RBI in 135 games with the Dodgers after being acquired along with right-handed reliever Paul Quantrill from the Toronto Blue Jays in exchange for right-handed pitchers Luke Prokopec and Chad Ricketts on Dec. 13, 2001...batted .306 (45-for-147) vs. left-handers with a home run and 13 RBI and .195 (57-for-292) vs. right-handers with 18 RBI...recorded 24 of his 31 RBI and 72 of his 102 hits prior to the All-Star break...hit at a .290 clip in September (9-for-31) with three RBI in 16 games...finished the season batting .311 (42-for-135) in the lead-off spot, with 10 of his 24 doubles and 11 RBI...hit at a .428 (3-for-7) clip as a pinch-hitter and batted .375 (3-for-8) with eight RBI when batting with the bases loaded, including going 2-for-4 with four RBI with two-out and bases loaded...completed the season ranked tied for third among NL shortstops with a .979 fielding percentage handling 471 chances with 10 errors in 128 games...he finished behind San Francisco's Rich Aurilia (.980) and Philadelphia's Jimmy Rollins (.980) and tied with Cincinnati's Barry Larkin (.979)...committed just two errors in his final 50 games played...finished his first homestand batting .348 (8-for-23), with three runs scored, a double, triple and two RBI from April 2-7 and in fact batted .357 with four runs scored, a double, a triple and two RBI from April 2-9...was 3-for-5 with a single, a double, a triple, run and RBI on April 5 vs. Colorado in the club's 9-0 win...his fielding errors in the fourth and seventh innings of the club's April 18 5-2 victory vs. San Diego snapped a streak of 64 errorless games, starting the year with 14 errorless games and not having committed an error in last 50 games with the Toronto Blue Jays dating back to July 2, 2001 vs. Boston...went 2-for-6 with a two-out two-run double, to drive in the game-winning run in a 9-6 win on April 23 at Pittsburgh...had a career-high eight-game hitting streak from April 16-24, during which he batted .323 (10-for-31) with four runs, five doubles and three RBI...collected three hits (3-for-6) with two doubles, two runs and an RBI on April 26 at Chicago in the club's 10-0 win...went 2-for-4 with two runs scored during the Dodgers' 16-3 win at Milwaukee on May 23...put together three consecutive multi-hit games from May 26-28, going 2-for-6 May 26 at Arizona, followed by back-to-back 2-for-5 contests vs. Milwaukee May 27-28...recorded a career-high four-hit game with a double, two runs scored and two RBI on June 15 during the club's 10-5 win vs. Anaheim...hit his first homer as a Dodger on July 2 at Arizona and first since July 24, 2001 at Boston, snapping a streak of 94 games without a home run...connected for a game-winning two-run double in the club's 2-1 win at Houston on Sept. 1...**2001:** Split season between Triple-A Syracuse and Toronto...at Syracuse, hit .292 in 87 games with 16 doubles, three triples, two home runs, 35 RBI and 24 stolen bases...named to International League post-season all-star team at shortstop...named best defensive second baseman in the league by *Baseball America*...opened season in Syracuse, but was recalled by Toronto on April 5...did not make an appearance before being optioned back on April 9...struck out just 22 times in 342 at-bats...started the season 0-for-7, then collected hits in 19 of next 24 games...hit .347 in May with 13 RBI...batted .333 in June and was selected to play in MLB Futures Game in Seattle...did not play because he was recalled by Toronto on June 23...in 46 games for Toronto, hit .269 (52-for-134) with two home runs and nine RBI...made Major League debut on June 23 starting at shortstop at Boston...was 1-for-4 with first Major League hit off Frank Castillo in

first big league at-bat...recorded three hits on June 30 vs. Boston...on July 7 vs. Montreal, collected first home run, an inside-the-park two-run homer...had consecutive three-hit games on July 7 and 8...hit second home run on July 24 in Boston off David Cone...optioned to Syracuse on July 31...recalled Sept. 1...hit .319 at home and .210 on the road...batted .308 with runners in scoring position...started 40 games, six at shortstop and 34 at second base...2000: Jumped from Single-A in 1999 to Triple-A with Syracuse in the International League...hit .218 in 132 games with 16 doubles, five triples and 27 RBI with 21 stolen bases...hit .204 in April with six extra-base hits and three RBI...in May, hit .235 and scored 12 runs, most of any month...collected a season-high four hits on May 3 at Richmond, going 4-for-4 with two doubles and an RBI...scored runs in seven straight games from May 16-27...posted best month average in June when he hit .241 with six RBI...collected 10 RBI over 13 games from July 23-Aug. 5...hit in a season-high six straight games from Aug. 7-12...hit .208 at home and .338 on the road...posted a .194 average against left-handed pitching and .226 with 24 of his 27 RBI against right-handed pitching...*Baseball America* rated him as having the best infield arm in the International League and as the third-best prospect in the Blue Jays organization...played winter ball with Lara in Venezuela...1999: Hit .308 in 131 games with Dunedin of the Florida State League (Single-A) and was selected as the R. Howard Webster award winner as team MVP...was second in the league with 165 hits, third in triples with 12 and sixth in average...the 165 hits were a club record and eighth in Single-A baseball overall...he was fourth in batting average by a switch-hitter and average by a shortstop...opened the season earning organizational Player of the Month honors in April after hitting .354 with five doubles, five triples and 21 RBI...posted a 21-game hitting streak from April 17-May 7...hit three home runs on the season, all in May including two in three days, May 1 and 3...for May, hit .323 with six doubles, three triples, three home runs and 21 RBI...average did not fall below .300 after April 13...had a five-hit game on Aug. 24 at Clearwater...posted monthly highs in August with a .370 average, 22 runs scored and eight doubles...hit .358 against left-hand pitching and .289 against right-handers...hit .319 on the road and .294 at home...with runners in scoring position, hit .340...rated by *Baseball America* as the third-best prospect in the organization and the fifth best in the Florida State League...1998: With Hagerstown (Single-A) of the South Atlantic League hit .262 with one home run and 38 RBI...was second in the SAL with just one strikeout every 10.40 plate appearances...led club with 20 stolen bases...hit in nine straight from April 15-24...hit .348 in August with five doubles, 15 runs scored and 18 RBI...in five SAL playoff games, he hit .319 (6-for-19) with a double, a home run and two RBI...appeared in 18 games for Lara in Venezuela in winter league play...1997: Made professional debut with St. Catharines and hit .190 in 70 games...led club with eight sacrifice hits...posted a seven-game hit streak from July 19-25, during which he hit .360.

PERSONAL: Cesar David Izturis (IS-turis)...married to the former Liliana Parra...reside in Barquisimeto, Venezuela with their son, Cesar Daniel (2)...Maicer Izturis, Cesar's older brother, is an infielder in his sixth year in the Cleveland Indians' organization...signed by Toronto scouts Emilio Carrasquel and Mike Russell as a free agent on July 3, 1996.

CESAR IZTURIS' CAREER BATTING RECORD

YEAR	TEAM	AVG	G	AB	R	H	2B	3B	HR	RBI	SH	SF	HP	BB	SO	SB	CS	E
1997	St. Catharines	.190	70	231	32	44	3	0	1	11	8	2	1	15	27	6	3	16
1998	Hagerstown	.262	130	413	56	108	13	1	1	38	9	2	2	20	43	20	9	29
1999	Dunedin	.308	131	536	77	165	28	12	3	77	17	9	6	22	58	32	16	21
2000	Syracuse	.218	132	435	54	95	16	5	0	27	13	2	1	20	44	21	11	12
2001	Syracuse	.292	87	342	32	100	16	3	2	35	4	5	1	10	22	24	9	16
	TORONTO	.269	46	134	19	36	6	2	2	9	4	0	0	2	15	8	1	3
2002	LOS ANGELES	.232	135	439	43	102	24	2	1	31	10	5	0	14	39	7	7	10
Major League Totals-2 years		.241	181	573	62	138	30	4	3	40	14	5	0	16	54	15	8	13
Dodger Totals-1 year		.232	135	439	43	102	24	2	1	31	10	5	0	14	39	7	7	10
Minor League Totals-5 years		.262	550	1957	251	512	76	21	7	188	51	20	11	87	194	103	48	94

DODGER HOME FIELDS

Washington Park	1890
Eastern Park	1891-1897
Washington Park	1898-1912
(across from first Washington Park)	
Ebbets Field	1913-1957
Roosevelt Stadium	1956-57
Los Angeles Memorial Coliseum	1958-61
Dodger Stadium	1962-present



CESAR IZTURIS' CAREER BATTING BREAKDOWN

AVG	2002				TEAM	CAREER				AVG	2002				TEAM	CAREER					
	AB	H	HR	RBI		AVG	AB	H	HR		RBI	AVG	AB	H		HR	RBI	AVG	AB	H	HR
.183	60	11	1	2	Arizona	.183	60	11	1	2	.235	17	4	0	2	Anaheim	.235	17	4	0	2
.353	17	6	0	2	Atlanta	.353	17	6	0	2	.000	7	0	0	1	Baltimore	.167	24	4	0	1
.231	26	6	0	2	Chicago	.231	26	6	0	2	.222	9	2	0	3	Boston	.262	42	11	1	6
.160	25	4	0	1	Cincinnati	.160	25	4	0	1	-	-	-	-	Chicago	-	-	-	-	-	
.327	52	17	0	2	Colorado	.327	52	17	0	2	-	-	-	-	Cleveland	.222	9	2	0	0	
.400	15	6	0	0	Florida	.400	15	6	0	0	-	-	-	-	Detroit	.167	6	1	0	0	
.429	7	3	0	2	Houston	.429	7	3	0	2	-	-	-	-	Kansas City	-	-	-	-	-	
-	-	-	-	-	Los Angeles	-	-	-	-	-	-	-	-	-	Minnesota	.000	3	0	0	0	
.269	26	7	0	4	Milwaukee	.269	26	7	0	4	-	-	-	-	New York	.318	22	7	0	2	
.182	11	2	0	1	Montreal	.348	23	8	1	4	-	-	-	-	Oakland	-	-	-	-	-	
.118	17	2	0	1	New York	.136	22	3	0	1	-	-	-	-	Seattle	-	-	-	-	-	
.400	5	2	0	0	Philadelphia	.313	16	5	0	1	.167	12	2	0	0	Tampa Bay	.179	28	5	0	0
.286	21	6	0	3	Pittsburgh	.286	21	6	0	3	-	-	-	-	Texas	-	-	-	-	-	
.133	15	2	0	2	St. Louis	.133	15	2	0	2	.100	10	1	0	0	Toronto	.100	10	1	0	0
.220	41	9	0	1	San Diego	.220	41	9	0	1	.230	226	52	0	15	Home	.252	298	75	1	21
.217	46	10	0	2	San Francisco	.217	46	10	0	2	.235	213	50	1	16	Road	.229	275	63	2	19
.280	100	28	0	7	March/April	.280	100	28	0	7	.264	129	34	0	11	Day	.274	168	46	1	15
.219	105	23	0	7	May	.219	105	23	0	7	.219	310	68	1	20	Night	.227	405	92	2	25
.188	85	16	0	6	June	.221	104	23	0	7	.235	426	100	1	31	Grass	.231	463	107	2	33
.192	78	15	1	6	July	.207	150	31	3	12	.154	13	2	0	0	Turf	.282	110	31	1	7
.275	40	11	0	2	August	.275	40	11	0	2	.230	313	72	1	24	Pre-ASG	.241	361	87	2	28
.290	31	9	0	2	Sept./Oct.	.297	74	22	0	5	.238	126	30	0	7	Post-ASG	.241	212	51	1	12
.429	7	3	0	0	Pinch-Hitting	.429	7	3	0	0	.306	147	45	1	13	vs. LHP	.288	177	51	1	15
-	-	-	-	-	DH	-	-	-	-	-	.195	292	57	0	18	vs. RHP	.220	396	87	2	25

CESAR IZTURIS' CAREER HITTING BREAKDOWN BY BALLPARK

BALLPARK	AVG.	AB	H	HR	RBI	BALLPARK	AVG.	AB	H	HR	RBI
Bank One Ballpark	.167	30	5	1	2	Ballpark in Arlington	-	-	-	-	-
Busch Stadium	.182	11	2	0	2	Comerica Park	.167	6	1	0	0
Cinergy Field/Riverfront Stadium	.154	13	2	0	1	Comiskey Park (new)	-	-	-	-	-
Coors Field	.364	22	8	0	0	Edison Int'l Field/Anaheim	.000	7	0	0	0
Dodger Stadium	.230	226	52	0	15	Fenway Park	.143	14	2	1	2
Minute Maid Park/Enron Field	.500	4	2	0	2	Jacobs Field	.000	1	0	0	0
Miller Park	.250	12	3	0	2	Kauffman/Royals Stadium	-	-	-	-	-
Olympic Stadium	.000	1	0	0	0	Metrodome	-	-	-	-	-
Pacific Bell Park	.240	25	6	0	1	Network Assoc./Oak. Coliseum	-	-	-	-	-
PNC Park	.200	15	3	0	2	Oriole Park at Camden Yards	.143	14	2	0	1
Pro Player Stadium	.417	12	5	0	0	SAFECO Field	-	-	-	-	-
Qualcomm/Jack Murphy Stadium	.200	15	3	0	0	SkyDome	.319	72	23	1	6
Shea Stadium	.222	9	2	0	0	Tropicana Field	.192	26	5	0	0
Turner Field	.333	9	3	0	1	Yankee Stadium	.250	4	1	0	0
Veterans Stadium	.273	11	3	0	1						
Wrigley Field	.357	14	5	0	2						

CESAR IZTURIS' CAREER FIELDING RECORD

Position	PCT	G	PO	A	E	TC	DP
Second Base	.988	42	57	114	2	173	23
Shortstop	.964	134	171	317	11	499	74
Major League Totals	.981	176	228	431	13	672	97

CAREER TRANSACTIONS

- Signed as a non-drafted free agent by Toronto on July 3, 1996.
- Acquired by Los Angeles with Paul Quantrill (RHP) from Toronto for Luke Prokopec (RHP) and Chad Ricketts (RHP) on Dec. 13, 2001.

DISABLED LIST

- Has not spent time on the disabled list in the Major Leagues.

CAREER SINGLE-GAME BESTS

Most Hits:	4, June 15, 2002 vs. ANA	Most Stolen Bases:	2, July 7, 2001 vs. MTL
Most RBI:	2 (9 times), last time: Sept. 1, 2002 at HOU	Most Walks:	2 (2 times), last time: June 4, 2002 at COL
Most Home Runs:	1 (3 times), last time: July 2, 2002 at ARI	Longest Hitting Streak:	8 games, April 16-24, 2002
Most Runs Scored:	3, July 7, 2001 vs. MTL	Career Grand Slams:	None



Brian Jordan



BATS/THROWS: Right/Right • HEIGHT/WEIGHT: 6-1/225

OPENING DAY AGE: 36 • BORN: March 29, 1967 in Baltimore, MD • M.L. SERVICE: 10.048

RESIDES: Alpharetta, GA • ACQUIRED: Acquired in a four-player trade with Atlanta on January 15, 2002

CAREER SUMMARY: Has played 11 years in the Major Leagues with St. Louis (1992-98), Atlanta (1999-2001) and last season was his first with Los Angeles...has averaged .289 with 29 doubles, 22 homers, 84 runs and 92 RBI over his last five seasons, including career highs in home runs (25 in 1998 and 2001) and RBI (115 in 1999)...a two-sport star at the University of Richmond, he also spent three seasons in the National Football League with the Atlanta Falcons (1989-91) during which time he was named an alternate to the 1992 Pro Bowl...had two hits and four RBIs in his Major League debut on April 8, 1992 vs the New York Mets...hit his first Major League homer on April 29, 1992 at San Francisco off Trevor Wilson.

2002: Finished the season batting .285 with 18 home runs and 80 RBI in 128 games...in the final month of the season, he batted .347 (34-for-98) with five home runs and 30 RBI to earn NL Player of the Month honors for September...was activated from the disabled list on Sept. 1, after having missed 13 games with a strained lower back and went on to drive in a Major League-high 30 runs in September, after not having driven in his 30th run until June 1 in the club's 55th game...hit .467 (14-for-30) with runners in scoring position in September...hit a month-high six homers in May while also batting .313 (25-for-80) in 21 games...batted .303 (33-for-109) vs. left-handers with six homers and 28 RBI...finished the season with a .307 batting average (67-for-218) with 12 home runs and 74 RBI with runners on and .304 (17-for-56) with five homer and 28 RBI with runners in scoring position with two outs...hit at a .429 clip (6-for-14) with the bases loaded with two homers and 22 RBI...hit two grand slams this season, vs. Colorado on April 6 and vs. San Francisco on Sept. 16...batted .292 (67-for-218) with 16 doubles, 11 round-trippers and 41 RBI away from Dodger Stadium and .331 (44-for-133) with eight homers and 33 RBI in 37 day games...recorded a team-leading 10 outfield assists, tied for eighth best in the NL and giving him 76 for his career...recorded 40 multi-hit games and 25 multi-RBI contests...recorded his first RBI as a Dodger on April 5 vs. Colorado with a run-producing double...connected for his fifth career grand slam off Colorado reliever Todd Jones at Dodger Stadium on April 6, a 9-2 LA victory...his run scored on the grand slam marked the 600th of his Major League career...recorded his first multi-hit effort with two hits in four at-bats on April 12 at San Diego in a 3-0 win...put together a seven-game hitting streak from April 10-17, batting .370 (10-for-27) with three multi-hit efforts in the five games...had a five-game hitting streak from April 19-25 during which he batted .421 (8-for-19) and followed with a seven-game streak which was snapped on April 17 at Colorado...had a streak of having reached base via hit or walk in 20 consecutive games from April 5-28, during which he batted .304 (24-for-79) with 13 runs, five doubles, one triple, three homers, eight walks and 13 RBI...the Dodgers were 16-4 during his streak...had a dramatic return to Atlanta on May 7, going 4-for-7 with two home runs, including a home run in the ninth to give Los Angeles a 5-4 lead in an eventual 6-5 win in 16 innings...the two home runs and four hits (later matched) marked season highs...went 3-for-3 with a home run and three runs scored on May 21 at Milwaukee after missing six games with a strained oblique muscle...batted .381 (8-for-21) during the club's road trip from May 21-26...recorded a season-high nine-game hitting streak from May 25-June 5, during which he batted .455 (15-for-33) with two home runs and 10 RBI...had a two-run double and scored on an error in the sixth inning on July 2 at Arizona to break open a 1-0 game...went 34-for-98 with five home runs, 30 RBI, seven doubles and 10 runs scored in 26 games played during the month of September...his 30 RBI tied him for second with Mike Marshall (1985) on the all-time Los Angeles Dodger RBI list for the month of September, one behind Kal Daniels, who had 31 in 1990...compiled a slugging percentage of .571 and an on-base percentage of .396 during the month and hit .467 (14-for-30) with runners in scoring position...went 2-for-4 with a home run and two RBI in the club's 19-1 win at Arizona on Sept. 2...recorded a double, homer, two runs scored and four RBI on a 2-for-4 day during the club's 16-3 win at Colorado...was 1-for-4 with his sixth career grand slam off starting pitcher Jason Schmidt with two outs in the third inning of the club's 7-6 win vs. San Francisco on Sept. 16...connected for a three-run double off starter Livan Hernandez in the third inning of the club's 6-3 win vs. San Francisco on Sept. 19...went 4-for-4 with a double, runs scored and three RBI on Sept. 28 vs. San Diego in the club's 14-2 win, matching his season high for hits in a game...**2001:** Posted a .295 batting average with 32 doubles, 25 home runs and 97 RBI...his 25 home runs tied a career-high set in 1998, seven of those which were three-run homers along with one grand slam...on Opening Day, had two hits, including a double and scored two runs at Cincinnati...finished strong by hitting .400 in the final nine games with three home runs and 11 RBI...had a career-high 14-game hitting streak from April 23-May 8 (.346, 28-for-81)...hit dramatic two-out grand slam home run in bottom of the ninth, capping a seven-run rally giving the Braves a 8-5 win on Sept. 29...was his fourth career grand slam...scored a run in seven consecutive games, June 21-27...hit .179 through the first 17 games of the season, but batted .309 the remainder of the season...hit .322 (88-for-273) at Turner Field...batted .305 (82-for-269) with runners in scoring position...had monthly best eight home runs and 25 RBI in July...hit .344 in day games (55-for-160)...recorded a season-high four hits on

July 8 at Boston...had a .991 fielding average in 144 games committing just three errors in 355 total chances...in 16 inter-league games, hit .344 (22-for-64)...hit five home runs each against NL East opponents Philadelphia and New York...ranked ninth in NL with 11 outfield assists...was 2-for-11 in three NL Division Series games against Houston...in five NLCS games versus Atlanta, batted .190 (4-for-21_ with three RBI...**2000**: Slowed during the year by a multitude of injuries, yet spent only April 4-19 on the DL with a strained right rib cage muscle, after going 0-for-4 on Opening Day, April 3 vs. Rockies...besides the rib cage ailment, he was bothered at various times by sore shoulders (underwent off-season arthroscopic surgery), sore knees, sore ankles and a sore right hand...finished second in the NL and third in the Majors with a .402 batting average vs. lefties...enjoyed a productive first half (.296, 13 HR, 50 RBI), including batting .337 with nine homers and 21 RBI in May and .298 with three home runs and 23 RBI in June before ailments took their toll after the All-Star break (.223, 4 HR, 27 RBI)...had nine-game hitting streak from May 12-23 (21-for-34, .618, 7 HR, 14 RBI) and a seven-game streak June 3-10 (11-for-27, .407, one homer, 10 RBI)...his seven RBI May 21 vs. San Diego are a career-high

and most by a Brave in a game since Jeff Blauser had seven on May 11, 1996, at Philadelphia...had three two-homer games, all over an eight-game stretch - May 12 at Philadelphia, May 16 vs. San Francisco and May 21 vs. San Diego...hit .304 with 12 home runs, 48 RBI, 24 walks and a .365 on-base percentage while batting fifth, compared to .222, three home runs, 12 RBI, seven walks and a .274 on-base percentage while hitting fourth...had 12 RBI with the bases loaded (4-for-16)...hit .271 with seven home runs and 51 RBI with runners in scoring position...recorded two assists Aug. 5 at St. Louis, his third career two-assist game...stolen base vs.

Rockies on Opening Day was 100th of his career...went 4-for-11 with one double and four RBI in three games...drove in four of Braves' nine runs in series...has a .400 batting average (16-for-40) in 10 career Division Series contests, with two home runs and 14 RBI...**1999**:

Established a then career high with 115 RBI and matched his best output with 100 runs (also scored 100 runs in 1998)...had remarkable first half, batting .295 with 17 HR, 71 RBI, a .507 slugging percentage and .357 on-base percentage before the All-Star break...hit .356 with six home runs and 22 RBI in April...slowed down in the second half of season after being hit on the right hand by a pitch from the Expos' Mike Thurman June 22...dropped off to a .266 batting average with six home runs, 44 RBI, a .405 slugging percentage and .330 on-base percentage after the break, but had seven RBI last week of season...hit grand slam on

May 19 off Pirates' Francisco Cordova...had a 12-game hitting streak (15-for-46, .326, two homers, nine RBI) June 28-July 9...played in first All-Star Game, getting a single and walk in two plate appearances...posted a team-high .317 BA with runners in scoring position...hit .386 (39-for-101) when putting the first pitch in play to rank fifth in the NL...had a season-high four

RBI on May 19 vs. Pirates, June 5 at Boston and July 31 vs. Phillies...homer on July 3 at Mets was No. 100 of career...only two-home run game in 1999 came on Aug. 15 at Los Angeles (sixth of career)...led the Braves' offense in the first round of the playoffs batting .471 (8-for-17) with one homer (the only Braves' home run in the NLCS) and seven

RBI...three-run blast with two outs in the top of the sixth of Game 3 at Houston erased a 2-0 Astros lead, before adding two-out, two-run, go-ahead double in the top of the 12th...his five RBI accounted for all the Braves' scoring in 5-3 victory...batted .200 (5-for-25) with two homers and five RBI in the National League

Championship Series...smacked two-run homer in the bottom of the sixth of Game 2 in Atlanta, tying the score at 2-2...also hit solo homer in Game 4 at New York...stymied by Yankees pitching, recording only one hit in 13 AB (0-for-7) during the World Series...**1998**: Posted an outstanding season, leading St. Louis in batting average (.316), at-bats (564), hits (178) and multi-hit games (52)...scored a career-high 100 runs and drove in

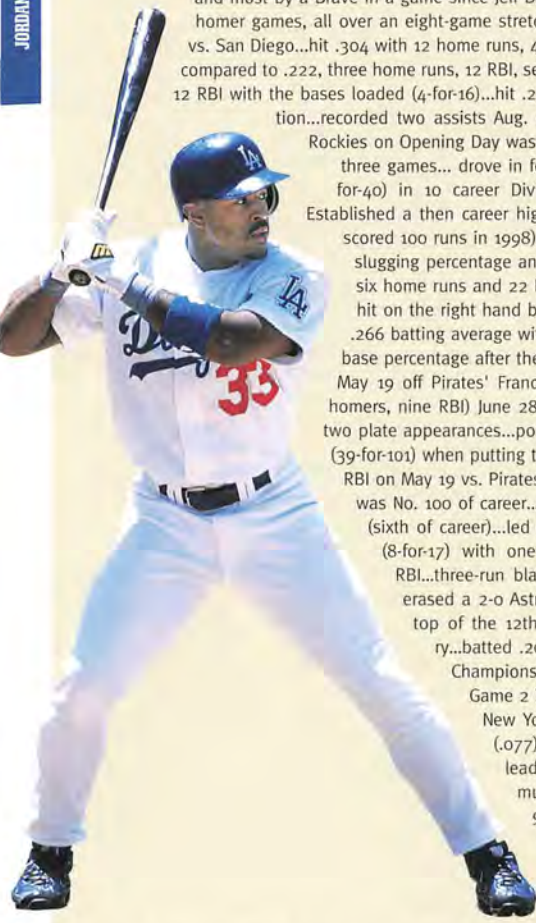
91...batted .333 (97-for-291) with nine homers and 51 RBIs at home...batted .339 with 15 homers and 56 RBI before the All-Star break...matched his career high and tied for eighth in National League with seven triples...his .351 batting average vs. left-handers ranked fifth in the NL...was second on the Cardinals with 44 two-out RBI and 15 game-winning RBIs...was named NL

Player of the Week for May 11-17, when he batted .556 (15-for-27) with three home runs and 10 RBIs in seven games...it marked the third time in his career he won the award...had his first career five-hit game and had four RBI on May 15 vs Florida, with a home run, double and three singles...had four hits on May 23 vs. San Francisco...went 3-for-6 and hit two-out, two-run home run in the 10th on Aug. 15 vs. Pittsburgh to tie the score at 7-7...also played third base for first time in his career in that game...had a career-best 11 outfield assists...homered in both games of Aug. 20 doubleheader as a designated hitter at New York...had 13 three-hit games...**1997**: Began the season on the active roster but was hampered

by injuries, managing just three extra-base hits among his first 22 hits...was placed on the disabled list on May 7 with a bulging disc in his lower back...returned to the active roster on June 13 and played in 11 games before returning to the DL for a second time on June 27...returned to the roster on Aug. 10, but appeared in just 10 games before going on the DL for the final time on Aug. 25...doubled twice, stole third base and scored the game's only run in the opener of an April

Player of the Week for May 11-17, when he batted .556 (15-for-27) with three home runs and 10 RBIs in seven games...it marked the third time in his career he won the award...had his first career five-hit game and had four RBI on May 15 vs Florida, with a home run, double and three singles...had four hits on May 23 vs. San Francisco...went 3-for-6 and hit two-out, two-run home run in the 10th on Aug. 15 vs. Pittsburgh to tie the score at 7-7...also played third base for first time in his career in that game...had a career-best 11 outfield assists...homered in both games of Aug. 20 doubleheader as a designated hitter at New York...had 13 three-hit games...**1997**: Began the season on the active roster but was hampered by injuries, managing just three extra-base hits among his first 22 hits...was placed on the disabled list on May 7 with a bulging disc in his lower back...returned to the active roster on June 13 and played in 11 games before returning to the DL for a second time on June 27...returned to the roster on Aug. 10, but appeared in just 10 games before going on the DL for the final time on Aug. 25...doubled twice, stole third base and scored the game's only run in the opener of an April

JORDAN



JORDAN'S SEPTEMBER TO REMEMBER

Jordan batted .347 (34-for-98) with seven doubles, five home runs and 30 RBI in September to earn NL Player of the Month honors. His RBI total led the NL for the month and tied for the second most September RBI in L.A. Dodger history with Mike Marshall who had 30 RBI in September of 1985. Kal Daniels had the best September total with 31 RBI in 1990. Jordan also hit in 13 of his last 15 games for a .424 average (25-for-59) during that span.

19 doubleheader vs. San Diego at Honolulu...was errorless in 84 chances in the outfield...was hit by six pitches, tying for the Cardinal team lead despite playing in just 47 games...underwent surgery on his left wrist in September...worked with noted personal trainer Bob Kersey during the off-season to improve his back and overall strength and conditioning...**1996:** After missing

first two weeks with wrist injury, began making contributions...matched his then career high with four hits on April 23 at Montreal and July 14 at Chicago...meanwhile, got outstanding defensive season off and running with three assists in seven games April 21-27...hit first homer of season April 30 at Chicago, triggering 11-game hitting streak, batting .420 (34-for-81) and slugging .691 with 27 RBI over 22 games from June 11-July 5...had career-high six RBI in 9-2 win on June 24 at Atlanta...drove in six runs for second time in a month with a two-run homer in first and his second career grand slam in sixth inning on July 13 at Chicago...drove in 11 runs in last three games of that series (with seven straight hits with runners in scoring position), 18 in seven-game RBI streak, and 22 with RBI in 10 of 11 outings, adding an eighth straight hit with RISP before streak ended at Cincinnati...batted .514 (19-for-37) with runners in scoring position over 27 games, June 24-July 23...hit .326 (30-for-92) in July with 33 RBI in 21 games...had two assists Aug. 21 at Colorado...recorded 16 consecutive steals, June 21-Aug. 26, before being caught Aug. 31 vs Colorado...compiled 10-game hit streak Aug. 29-Sept. 8, batting .500 (20-for-40) and slugging .700...hit sacrifice fly Sept. 9 at San Francisco, giving him 12 RBI in 11 games...equalled known modern record with 13 bases-loaded hits, set by Mike Devereaux in 1989...hit .684 with 31 RBI in bases-loaded situations and led NL with .422 BA with runners in scoring position...hit .343 (37-for-108) vs. left-handers...hit .338 (53-for-157) after the sixth inning and .341 (91-for-267) at Busch...was named NL Player of the Week three times, twice in July and once in September...finished third in NL with .994 fielding percentage (two errors in 320 total chances), the second best mark for right fielders...hit his second career grand slam, had third career two-homer game and equalled career high for RBI with six, July 13 at Chicago...hit two-run home run in ninth inning on Oct. 5 at San Diego to complete 7-5 win and three-game Division Series sweep...had three hits and three RBI in finale...completed St. Louis comeback in Game 4 on Oct. 13 vs Atlanta with eighth-inning homer for 4-3 victory in the National League Championship Series...**1995:** Given the chance to play on a regular basis and without injury, Jordan showed his ability to become a star...battled Ray Lankford neck-and-neck for the St. Louis home run and RBI leadership while also keeping his batting average near .300 for much of the season...finished with a .296 batting average and led the team in runs scored (83), hits (145), triples (four) and stolen bases (24)...finished second on the club in HR's and RBI and established career highs for nearly every offensive category...teamed with Lankford to give the Cardinals their first 20-homer tandem since 1980...hit in a career-best 13 straight games (17-for-47, .362) from Aug. 9-22...batted .313 with 14 home runs and a team-leading 53 RBIs at Busch...batted .321 with runners in scoring position and .365 with a runner on third...ranked second among NL outfielders in fielding (.996) and narrowly missed joining Curt Flood as the only Cardinal outfielder to go errorless for an entire season...had two two-homer games, including the Sept. 16 contest vs. Los Angeles when he had nine total bases...finished second on the club in both multi-hit (42) and multi-RBI (19) games...led the Cardinals with his 23 infield hits...**1994:** Season was ended by a rib injury in early July...was one of the hottest hitters in spring training, batting .323 while leading the team with 19 RBI and tying for lead with four homers...struggled from the outset of the regular season, striking out 22 times in his first 60 at-bats...was hitless in first 24 at-bats with runners in scoring position...batted .344 with runners in scoring position in 1993 but slipped to .042 (2-for-48) in 1994...was 2-for-4 with a homer on April 14 vs. Los Angeles...hit two-run pinch homer June 28 at New York, helping St. Louis to an 8-6 win...hit in nine straight games June 16-28, increasing average from .227 to a season-high .261...suffered season-ending injury July 9 at Atlanta when he collided with Todd Zeile while chasing a pop foul and fractured four ribs...made only one error in 111 chances (.991)...appeared in one game at first...**1993:** Began the year as the Cardinals' starting left fielder but, was optioned to Louisville (Triple-A) on April 25 when his playing time was reduced following a slow start...in two months at Louisville, Jordan batted .378 with five HR's and 35 RBI in 38 games...was recalled on June 25...batted .337 (64-for-190) with 10 homers and 43 RBI in 54 games following his return...hit a grand slam homer and had five RBI in the Cardinals' 14-5 win vs Philadelphia on July 1...had two-homer games on two occasions, July 19 at Atlanta and Aug. 10 at Pittsburgh...26 of his 69 hits (38 percent) went for extra bases...injured left shoulder limited his availability late in the year...made just three starts after Sept. 1...last appearance was on Sept. 5 after which he underwent arthroscopic surgery to repair cartilage damage and shoulder tightness...batted .365 vs. left-handers, .344 with runners in scoring position...**1992:** Was slated to start the season at Louisville (Triple-A), but was recalled on April 8 when Andres Galarraga went down with injury...had two hits and four RBIs in his Major League debut on April 8 vs. New York...hit his first Major League homer on April 29 at San Francisco off Trevor Wilson...had three doubles in April 18 contest vs Chicago...hit in nine of 11 games between May 1-15, raising his batting average from .197 to .248...in his first 109 at-bats, 18 of 40 hits went for extra bases...made just one error in 106 outfield chances for .991 fielding percentage...was disabled May 23-June 22 with hamstring injury...agreed to exclusive three-year baseball contract in June, foregoing football career...was optioned to Louisville on July 12...hit .290 with four



home runs and 16 RBI in 43 games with the Triple-A club...sat out final month of the season after injuring shoulder when he crashed into outfield wall...1991: Opened season strong at Louisville, hitting safely in 16 of first 19 games for a .301 average (22-for-73) from April 24-May 22...included during that span was a season-best six-game hit streak (May 10-15)...drove in three runs on May 12 at Denver...had a .321 spurt in late June (9-for-28)...finished season with a .264 average in 61 games when he left for Atlanta Falcons training camp on July 3...1990: Played just 25 games between Arkansas (Double-A) and St. Petersburg (Single-A)...was invited to Cardinals' Major League spring training camp and began the season at Arkansas...went on the disabled list with right wrist injury from May 6-17...was sent down to St. Petersburg after returning to the active list on May 17...wrist injury continued to give him problems and was diagnosed as a broken navicular bone on June 7...injury caused him to miss the remainder of the season...1989: Played in only 11 games during his second season of professional baseball...was slowed by ankle injury that he suffered while playing football in the Senior Bowl...showed much promise in those 11 games, however, hitting safely in 10...homered, tripled and drove in five runs on July 9 vs Port Charlotte...on July 13 vs Sarasota, Jordan belted the first homer of the year by a St. Petersburg player at Al Lang Stadium...it came in the club's 45th home game...posted a .628 slugging average and was errorless in the outfield...1988: Was selected by St. Louis in the supplemental round of the 1988 free-agent draft...was additional compensation pick for the loss of free-agent Jack Clark...spent first pro season at Hamilton (Single-A)...had impressive debut on July 8 vs Little Falls with three hits and two outstanding defensive plays in centerfield...hit his first professional homer on July 10 vs. Oneonta...suffered a bone bruise on his right heel July 27 and played in only one game following the injury, before returning to the University of Richmond for his final season of college football.

PERSONAL: Brian O'Neal Jordan...married to Pam and has two daughters, Briana and Kenley, and two sons, Bryson and Kaleb Braxton...a graduate of Milford High School in Baltimore, MD...was inducted into the Milford Mill High School Sports Hall of Fame in 2002 when he appeared at the school to award two \$16,000 college scholarships as part of his Brian Jordan Back to the Future Foundation...played baseball, football and basketball in high school...attended University of Richmond where he played baseball and football and was a sociology major...was named All-America and all-conference in football...named all-conference in baseball...as a defensive back, was drafted by the Buffalo Bills in the 1989 NFL draft...was released during training camp and picked up by the Atlanta Falcons...spent three seasons (1989-91) with the Falcons and was named an alternate on the 1992 Pro Bowl team.

BRIAN JORDAN'S CAREER BATTING RECORD

YEAR	TEAM	AVG	G	AB	R	H	2B	3B	HR	RBI	SH	SF	HP	BB	SO	SB	CS	E
1988	Hamilton	.310	19	71	12	22	3	1	4	12	1	0	3	6	15	3	3	1
1989	St. Petersburg	.349	11	43	7	15	4	1	2	11	0	0	2	0	8	0	2	0
1990	Arkansas	.160	16	50	4	8	1	0	0	0	0	0	1	0	11	0	0	2
	St. Petersburg	.167	9	30	3	5	0	1	0	1	0	0	0	2	11	0	2	0
1991	Louisville	.264	61	212	35	56	11	4	4	24	1	0	8	17	41	10	4	2
1992	Louisville	.290	43	155	23	45	3	1	4	16	0	2	4	8	21	13	2	1
	ST. LOUIS	.207	55	193	17	40	9	4	5	22	0	0	1	10	48	7	2	1
1993	Louisville	.375	38	144	24	54	13	2	5	35	0	2	3	16	17	9	4	0
	ST. LOUIS	.309	67	223	33	69	10	6	10	44	0	3	4	12	35	6	6	4
1994	ST. LOUIS	.258	53	178	14	46	8	2	5	15	0	2	1	16	40	4	3	1
1995	ST. LOUIS	.296	131	490	83	145	20	4	22	81	0	2	11	22	79	24	9	1
1996	ST. LOUIS	.310	140	513	82	159	36	1	17	104	2	9	7	29	84	22	5	2
1997	Louisville	.150	6	20	1	3	0	0	0	2	0	0	1	1	2	0	1	0
	ST. LOUIS	.234	47	145	17	34	5	0	0	10	0	0	6	10	21	6	1	0
1998	ST. LOUIS	.316	150	564	100	178	34	7	25	91	0	4	9	40	66	17	5	9
1999	ATLANTA	.283	153	576	100	163	28	4	23	115	0	9	9	51	81	13	8	3
2000	ATLANTA	.264	133	489	71	129	26	0	17	77	0	5	5	38	80	10	2	3
2001	ATLANTA	.295	148	560	82	165	32	3	25	97	0	8	6	31	88	3	2	3
2002	LOS ANGELES	.285	128	471	65	134	27	3	18	80	0	4	6	34	86	2	2	4
Major League Totals-11 years		.287	1205	4402	664	1262	235	34	167	736	2	46	65	293	708	114	45	31
Dodger Totals-1 year		.285	128	471	65	134	27	3	18	80	0	4	6	34	86	2	2	4
Minor League Totals-7 years		.287	203	725	109	208	35	10	19	101	2	4	22	50	126	35	18	6

BRIAN JORDAN'S CAREER ALL-STAR GAME BATTING RECORD

YEAR	TEAM, Site	AVG	G	AB	R	H	2B	3B	HR	RBI	SH	SF	HP	BB	SO	SB	CS	E
1999	ATLANTA, at Bos.	1.000	1	1	0	1	0	0	0	0	0	0	0	1	0	0	1	0
All-Star Game Totals		1.000	1	1	0	1	0	0	0	0	0	0	0	1	0	0	1	0

BRIAN JORDAN'S CAREER DIVISION SERIES BATTING RECORD

YEAR	TEAM VS. OPP.	AVG	G	AB	R	H	2B	3B	HR	RBI	SH	SF	HP	BB	SO	SB	CS	E
1996	ST. LOUIS vs. SD	.333	3	12	4	4	0	0	1	3	0	0	0	1	3	1	0	0
1999	ATLANTA vs. Hou.	.471	4	17	2	8	1	0	1	7	0	1	0	1	2	0	1	0
2000	ATLANTA vs. Stl.	.364	3	11	1	4	1	0	0	4	0	0	0	1	1	0	0	0
2001	ATLANTA vs. Hou.	.182	3	11	1	2	0	0	1	2	0	1	0	0	5	0	1	0
Division Series Totals		.353	13	51	8	18	2	0	3	16	0	2	0	3	11	1	2	0

BRIAN JORDAN'S CAREER LEAGUE CHAMPIONSHIP SERIES BATTING RECORD

YEAR	TEAM VS. OPP.	AVG	G	AB	R	H	2B	3B	HR	RBI	SH	SF	HP	BB	SO	SB	CS	E
1996	ST. LOUIS vs. Atl.	.240	7	25	3	6	1	1	1	2	0	0	0	1	3	0	0	0
1999	ATLANTA vs. NY	.200	6	25	3	5	0	0	2	5	0	0	1	3	5	0	0	0
2001	ATLANTA vs. Ari.	.190	5	21	1	4	2	0	3	0	0	0	0	6	0	0	0	0
Championship Series Totals		.211	18	71	7	15	3	1	3	10	0	0	1	4	14	0	0	0

BRIAN JORDAN'S CAREER WORLD SERIES BATTING RECORD

YEAR	TEAM VS. OPP.	AVG	G	AB	R	H	2B	3B	HR	RBI	SH	SF	HP	BB	SO	SB	CS	E
1999	ATLANTA vs. NYY	.077	4	13	1	1	0	0	0	1	0	0	0	4	2	0	0	1
World Series Totals		.077	4	13	1	1	0	0	0	1	0	0	0	4	2	0	0	1

BRIAN JORDAN'S CAREER BATTING BREAKDOWN

2002				Career				2002				Career					
AVG	AB	H	RBI	AVG	AB	H	RBI	AVG	AB	H	RBI	AVG	AB	H	RBI		
.208	53	11	2	Arizona	.302	179	54	9	.222	18	4	1	Anaheim	.222	18	4	1
.333	15	5	2	Atlanta	.253	190	48	7	.200	10	2	0	Baltimore	.222	45	10	0
.160	25	4	1	Chicago	.310	271	84	10	.286	7	2	0	Boston	.267	75	20	2
.333	21	7	0	Cincinnati	.269	249	67	7	-	-	-	-	Chicago	.231	13	3	1
.339	62	21	4	Colorado	.309	320	99	15	-	-	-	-	Cleveland	.250	16	4	0
.200	10	2	1	Florida	.293	294	86	10	-	-	-	-	Detroit	.429	7	3	0
.188	16	3	0	Houston	.271	291	79	7	-	-	-	-	Kansas City	.167	12	2	0
-	-	-	-	Los Angeles	.276	243	67	10	-	-	-	-	Minnesota	.333	12	4	0
.619	21	13	3	Milwaukee	.387	119	46	5	-	-	-	-	New York	.289	38	11	2
-	-	-	-	Montreal	.271	306	83	7	-	-	-	-	Oakland	-	-	-	-
.143	7	1	0	New York	.278	327	91	17	-	-	-	-	Seattle	-	-	-	-
.231	13	3	0	Philadelphia	.318	286	91	14	.182	11	2	0	Tampa Bay	.182	44	8	2
.364	22	8	0	Pittsburgh	.292	274	80	13	-	-	-	-	Texas	-	-	-	-
.182	22	4	1	St. Louis	.210	81	17	2	.222	9	2	0	Toronto	.432	44	19	1
.397	63	25	1	San Diego	.314	315	99	12	.276	214	59	7	Home	.301	2199	661	76
.227	66	15	2	San Francisco	.249	333	83	13	.292	257	75	11	Road	.273	2203	601	91
.281	89	25	3	March/April	.271	720	195	22	.331	133	44	8	Day	.306	1296	396	61
.313	80	25	6	May	.297	734	218	37	.266	338	90	10	Night	.279	3106	866	106
.265	83	22	3	June	.283	834	236	28	.289	447	129	18	Grass	.291	3132	910	121
.225	89	20	1	July	.281	775	218	32	.208	24	5	0	Turf	.277	1270	352	46
.250	32	8	0	August	.299	720	215	25	.275	276	76	13	Pre-ASG	.285	2585	738	101
.347	98	34	5	Sept./Oct.	.291	619	180	23	.297	195	58	5	Post-ASG	.288	1817	524	66
.000	1	0	0	Pinch-Hitting	.349	43	15	2	.303	109	33	6	vs. LHP	.319	1061	338	52
.182	11	2	0	DH	.258	31	8	0	.279	362	101	12	vs. RHP	.277	3341	924	115

BRIAN JORDAN'S CAREER HITTING BREAKDOWN BY BALLPARK

BALLPARK	AVG.	AB	H	HR	RBI	BALLPARK	AVG.	AB	H	HR	RBI
Aloha Stadium-Honolulu	.333	6	2	0	0	Ballpark in Arlington	-	-	-	-	-
Astrodome	.256	125	32	3	16	Comerica Park	-	-	-	-	-
Atlanta Fulton-County Stadium	.333	66	22	4	14	Comiskey Park (new)	.231	13	3	1	3
Bank One Ballpark	.290	93	27	5	23	Edison Int'l Field/Anaheim	.333	6	2	0	0
Busch Stadium	.308	1236	381	38	209	Fenway Park	.325	40	13	2	7
Cinergy Field/Riverfront Stadium	.308	104	32	3	13	Jacobs Field	.250	8	2	0	0
Coors Field	.304	148	45	9	34	Kauffman/Royals Stadium	-	-	-	-	-
County Stadium	.286	56	16	1	6	Metrodome	.333	12	4	0	1
Dodger Stadium	.263	335	88	13	60	Network Assoc./Oak. Coliseum	-	-	-	-	-
Minute Maid Park/Enron Field	.216	37	8	1	5	Oriole Park at Camden Yards-	.174	23	4	0	4
Mile High Stadium	.286	7	2	0	1	SAFECO Field	-	-	-	-	-
Miller Park	.667	12	8	2	5	SkyDome	.478	23	11	1	7
Olympic Stadium	.258	178	46	2	26	Tropicana Field	.105	19	2	0	1
Pacific Bell Park	.176	51	9	1	9	Yankee Stadium	.320	25	8	1	6
PNC Park	.391	23	9	0	3						
Pro Player Stadium	.208	144	30	6	16						
Qualcomm/Jack Murphy Stadium	.284	162	46	5	19						
Shea Stadium	.285	158	45	11	34						
3Com/Candlestick Park	.198	106	21	4	12						
Three Rivers Stadium	.235	98	23	7	20						
Turner Field	.294	799	235	34	142						
Veterans Stadium	.272	147	40	5	19						
Wrigley Field	.324	142	46	8	21						

BRIAN JORDAN'S CAREER FIELDING RECORD

POSITION	PCT	G	PO	A	E	TC	DP
Outfield	.988	1160	2404	76	31	2511	18
First Base	1.000	2	1	1	0	2	0
Third Base	1.000	1	0	1	0	1	0
Major League Totals	.988	1163	2405	78	31	2514	18

CAREER TRANSACTIONS

- Selected by Cleveland in the 20th round of the June 1985 First-Year Player Draft, did not sign.
- Selected by St. Louis in the supplemental round of the 1988 First-Year Player Draft as compensation for the loss of free agent Jack Clark.
- Signed as a free agent by Atlanta on Nov. 23, 1998.
- Acquired by Los Angeles with Odalis Perez (LHP) and Andrew Brown (RHP) from Atlanta for Gary Sheffield (OF) on Jan. 15, 2002.

DISABLED LIST

- May 23-June 21, 1992 (hamstring injury).
- July 10-end of season, 1994 (fractured ribs).
- March 31-April 15, 1996 (torn thumb ligaments).
- May 7-June 12, 1997 (bulging disk in lower back).
- June 27-Aug. 9, 1997 (bulging disk in lower back).
- Aug. 25-end of season, 1997 (bulging disk in lower back).
- April 4-19, 2000 (strained rib cage).
- Aug. 17-Sept. 1, 2002 (lower back strain).

CAREER SINGLE-GAME BESTS

Most Hits:	5, May 17, 1998 vs. FLA	Most Stolen Bases:	3 (twice), last time: July 11, 1998 vs. HOU
Most RBI:	7, May 21, 2000 vs. SD	Most Walks:	3 (3 times), last time: Aug. 19, 1999 at COL
Most Home Runs:	2 (12 times), last time: May 7, 2002 at ATL	Longest Hitting Streak:	14 games, April 23-May 8, 2001
Most Runs Scored:	4, July 12, 1996 at CHI	Career Grand Slams:	6, last time: Sept. 16, 2002 vs. SF (Schmidt)



Mike Kinkade

BATS/THROWS: Right/Right • HEIGHT/WEIGHT: 6-1/210

OPENING DAY AGE: 29 • BORN: May 6, 1973 in Livonia, MI • M.L. SERVICE: 2.026

RESIDES: Pullman, WA • ACQUIRED: Signed to a minor league contract on January 10, 2002



CAREER SUMMARY: Versatile performer has played catcher, first base, third base, outfield and designated hitter in parts of five Major League seasons with the New York Mets, Baltimore and Los Angeles...has a career Major League batting average of .281 with eight home runs and 34 RBI in 267 at-bats...29 percent of his hits have been for extra bases...has a career pinch-hit mark of .286 (12-for-42)...made his ML debut as a defensive replacement at third base on Sept. 8, 1998 at Philadelphia...collected his first ML hit on April 12, 1999 vs. Florida...hit his first career home run on April 29, 1999 vs. San Diego off Dan Miceli...has batted at least .300 in all seven minor league seasons with a composite batting average of .335 (887-for-2644) in 710 games.

2002: Appeared in 37 games, had 50 at-bats and batted .380 (19-for-50) with two homers and 11 RBI for the Dodgers...batted .350 (7-for-20) as a pinch-hitter with two doubles and three RBI, but reached base 10 times in 23 plate appearances as a pinch-hitter (five singles, two doubles, two HBP and a walk)...his .350 average as a pinch-hitter was tops on the club (with at least 20 at-bats)...batted .341 for Triple-A Las Vegas with 11 homers and 50 RBI in 74 games...his .341 average was leading the Pacific Coast League at the time of his call-up...contract was purchased from Triple-A Las Vegas on July 21 to replace the injured Jeff Reboulet after batting .341 with 11 homers and 50 RBI in 74 games played for the 51's...went 2-for-3 with an RBI on July 24 in his Dodger debut in San Diego in the club's 8-0 loss...went 2-for-4 with a double and two RBI on Aug. 17 in the club's 10-4 win at Shea Stadium vs. his former team...recorded his first home run as a Dodger on Aug. 21, sending a 1-1 pitch by Marlins lefty Michael Tejera over the left-center field wall of Dodger Stadium...the homer marked his first since July 6, 2001, a span of 44 games...connected for the game-winning single on Sept. 22 in the ninth inning off Trevor Hoffman in the club's 4-3 win at San Diego...was 4-for-4 with a run, a double and an RBI on Opening Day vs. Calgary...was the organization's Minor League Player of the Month for April as he batted .426 (43-for-101) with 10 doubles, five triples, four homers and 19 RBI...played six different positions for the 51's (C, 1B, 3B, LF, RF and DH)...batted .349 (30-for-86) with runners in scoring position and .419 (18-for-43) with runners on base with two out for Las Vegas...signed a minor league contract on Jan. 10, 2002 and was invited to spring training...was assigned to Triple-A Las Vegas on March 31...**2001:** Played the entire season for the Baltimore Orioles, appearing in 61 games and hitting .275 with 44 hits in 160 at-bats...played catcher, first base, third base, left field and right field and also saw action as a designated hitter and pinch-hitter. **2000:** Split the season between

the Baltimore and New York (NL) organizations...appeared in 90 games for the Mets' Double-A affiliate in Binghamton and batted .366 with 24 doubles, 10 home runs and 67 RBI in 90 games...also went 0-for-2 in two games for the Mets...traded to the Baltimore organization along with outfielder Melvin Mora and two minor leaguers in exchange for shortstop Mike Bordick on July 28...hit .259 with three home runs and five RBI in eight games for with the Orioles' Double-A Bowie affiliate, prior to being promoted to Triple-A Rochester...hit .364 with one home run and 10 RBI in 15 games for the Red Wings...went 3-for-7 (.429) with an RBI in three September games with Baltimore...led all Double-A hitters with a .358 batting average...also led the Eastern League in on-base percentage (.434) and slugging percentage (.561) and was third and fourth respectively in those categories among all Double-A players...named catcher on the Eastern League's postseason All-Star team...**1999:** Began the season on the Mets' Opening Day roster and spent three stints with the big club...went 9-for-46 (.196) in 28 games for the Mets...56 percent of his hits (two doubles, one triple and two home runs) with the extra-base variety...collected his first big league hit and first two RBI on April 12 vs. Florida and hit his first career home run on April 29 vs. San Diego's Dan Miceli...spent most of the season at Triple-A Norfolk and batted .308 with 20 doubles, two triples, seven home runs and 49 RBI in 84 games...**1998:** Began the season at Triple-A Louisville of the Brewers organization...batted .309 with 24 doubles, six triples, seven home runs and 46 RBI in 80 games...traded to the Mets for pitcher Bill Pulsipher and assigned to Norfolk on July 31...hit .280 with one home run and 18 RBI in 30 games for Norfolk...recalled on Sept. 4 and made his Major League debut on Sept. 8 at Philadelphia as a defensive replacement at third base...became the 114th third baseman in Mets' history...had arthroscopic surgery on his left ankle on Nov. 23...**1997:** Named the Double-A Texas League Player of the Year as he led all minor league batters with a .385 average...collected 35 doubles, 12 triples, 12 home runs and 109 RBI in 125 games for El Paso...led the league in hits (180), RBI and on-base percentage (.455)...ranked second in triples and slugging percentage (.558) and fifth in extra-base hits (59)...was selected to the Texas League's All-Star team and to the *Baseball America* All-Star team...named the Topps Player of the Month for August, as he batted .398 (45-for-113)...for the season, he had 34 multi-hit games, including six four-hit games...**1996:** Played at Single-A Beloit and batted .303 with 33 doubles and 100 RBI in 135 games...named to the Midwest League All-Star team and hit a home run in the All-Star game...led the Brewers organization and the league in runs scored (105), games played and hit-by-pitches (32). **1995:** Began his professional career at Helena of the Rookie-level Pioneer League...batted .353 with 19 doubles, four home runs and a league-leading 76 runs scored in 69 games...named to the Pioneer League All-Star team.

COLLEGE HIGHLIGHTS: Enjoyed a stellar four-year career at Washington State University in which he earned All-Pac-10 Conference first team accolades three times, twice as a designated hitter (1993 and 1994) and once as a catcher (1995)...his career totals included a .360 batting average (304-for-844), 230 runs scored, 26 home runs, 75 doubles and 217 RBI...he was named team MVP all four seasons...as a junior in 1994, he won the Pac-10 batting title with .388 mark, leading the nation in doubles (31) and topping the conference in hits (90)...during his senior campaign, he hit .343 and led the Pac-10 in RBI (60) and doubles (17, tied)...in 1993, he batted .364 with a career-high 67 RBI...as a freshman in 1992, he hit .342.

PERSONAL: Michael A. Kinkade...married to Michelle and has a son Kameron...in the fall of 2000, played on Tommy Lasorda's United States team, which captured the gold medal in the Olympic Games in Sydney, Australia...started at third base in the gold-medal contest against Cuba...also participated in the Olympic Torch relay in Kennewick, WA...graduated from Tigard High School (OR) in 1991...was all-state in baseball and football and also played basketball and tennis...originally signed by Dick Foster (Milwaukee Brewers).



MIKE KINKADE'S CAREER BATTING RECORD

YEAR	TEAM	AVG	G	AB	R	H	2B	3B	HR	RBI	SH	SF	HP	BB	SO	SB	CS	E
1995	Helena	.353	69	266	76	94	19	1	4	39	0	6	10	43	38	26	9	10
1996	Beloit	.304	135	496	104	151	33	4	15	100	3	6	32	46	68	23	12	39
1997	El Paso	.385	125	468	112	180	35	12	12	109	1	6	13	52	66	17	4	60
1998	Louisville	.309	80	291	57	90	24	6	7	46	1	2	6	36	52	10	2	15
	Norfolk	.280	30	125	12	35	5	0	1	18	1	2	5	3	24	6	1	5
1999	NEW YORK (NL)	.000	3	2	2	0	0	0	0	0	0	0	0	0	0	0	0	0
	Norfolk	.308	84	312	53	96	20	2	7	49	0	2	5	21	31	7	1	10
2000	NEW YORK (NL)	.196	28	46	3	9	2	1	2	6	0	0	2	3	9	1	0	0
	Rochester	.364	15	55	10	20	5	0	1	10	0	1	1	11	11	0	1	4
	Binghamton	.366	90	317	66	116	24	3	10	67	0	3	9	35	39	18	7	9
	Bowie	.259	8	27	4	7	1	0	3	5	0	0	2	3	7	0	0	0
	NEW YORK (NL)	.000	2	2	0	0	0	0	0	0	0	0	0	0	1	0	0	0
2001	BALTIMORE	.429	3	7	0	3	1	0	0	1	0	0	1	0	0	0	0	0
	BALTIMORE	.275	61	160	19	44	5	0	4	16	0	0	3	14	31	2	1	2
2002	Las Vegas	.341	74	287	63	98	22	6	11	50	0	2	19	29	49	6	2	5
	LOS ANGELES	.380	37	50	7	19	5	0	2	11	0	0	6	4	10	1	0	0
Major League Totals-5 years		.281	134	267	31	75	13	1	8	34	0	0	12	21	51	4	1	2
Dodger Totals-1 year		.380	37	50	7	19	5	0	2	11	0	0	6	4	10	1	0	0
Minor League Totals-7 years		.335	710	2644	557	887	188	34	71	493	6	30	102	279	385	113	39	157



MIKE KINKADE'S CAREER BATTING BREAKDOWN

2002					CAREER					2002					CAREER							
AVG	AB	H	HR	RBI	TEAM	AVG	AB	H	HR	RBI	AVG	AB	H	HR	RBI	TEAM	AVG	AB	H	HR	RBI	
.571	7	4	1	1	Arizona	.357	14	5	2	3	-	-	-	-	-	Anaheim	.111	9	1	0	0	0
.167	6	1	0	1	Atlanta	.125	8	1	0	1	-	-	-	-	-	Baltimore	-	-	-	-	-	-
-	-	-	-	-	Chicago	.200	5	1	0	0	-	-	-	-	-	Boston	.429	7	3	0	0	0
.500	2	1	0	1	Cincinnati	.200	10	2	0	1	-	-	-	-	-	Chicago	.333	9	3	0	0	3
.333	3	1	0	2	Colorado	.250	4	1	0	2	-	-	-	-	-	Cleveland	.333	12	4	0	2	2
.333	6	2	1	1	Florida	.357	14	5	1	3	-	-	-	-	-	Detroit	.556	9	5	0	0	0
.000	1	0	0	0	Houston	.000	4	0	0	1	-	-	-	-	-	Kansas City	.750	4	3	0	0	0
-	-	-	-	-	Los Angeles	-	-	-	-	-	-	-	-	-	-	Minnesota	.105	19	2	1	1	1
-	-	-	-	-	Milwaukee	.000	4	0	0	0	-	-	-	-	-	New York	.259	27	7	1	4	4
.500	2	1	0	0	Montreal	.333	9	3	0	0	-	-	-	-	-	Oakland	.400	5	2	0	0	0
.286	7	2	0	2	New York	.200	10	2	0	2	-	-	-	-	-	Seattle	.333	3	1	0	0	0
.250	4	1	0	0	Philadelphia	.286	14	4	2	5	-	-	-	-	-	Tampa Bay	.350	20	7	0	1	1
.000	1	0	0	0	Pittsburgh	.000	1	0	0	0	-	-	-	-	-	Texas	.286	14	4	0	1	1
-	-	-	-	-	St. Louis	-	-	-	-	-	-	-	-	-	-	Toronto	.000	12	0	0	0	0
.625	8	5	0	3	San Diego	.636	11	7	1	4	.250	24	6	1	2	Home	.268	123	33	4	17	
.333	3	1	0	0	San Francisco	.222	9	2	0	0	.500	26	13	1	9	Road	.292	144	42	4	17	
-	-	-	-	-	March/April	.270	74	20	1	5	.286	14	4	0	3	Day	.245	98	24	2	15	
-	-	-	-	-	May	.191	47	9	3	6	.417	36	15	2	8	Night	.302	169	51	6	19	
-	-	-	-	-	June	.310	29	9	1	7	.383	47	18	2	11	Grass	.309	220	68	7	30	
.571	7	4	0	2	July	.268	41	11	1	4	.333	3	1	0	0	Turf	.149	47	7	1	4	
.276	29	8	1	4	August	.370	46	17	1	5	-	-	-	-	-	Pre-ASG	.250	156	39	6	19	
.500	14	7	1	5	Sept./Oct.	.300	30	9	1	7	.380	50	19	2	11	Post-ASG	.324	111	36	2	15	
.350	20	7	0	3	Pinch-Hitting	.286	42	12	0	5	.400	30	12	2	7	vs. LHP	.293	140	41	6	22	
-	-	-	-	-	DH	.265	34	9	0	2	.350	20	7	0	4	vs. RHP	.268	127	34	2	12	

MIKE KINKADE'S CAREER HITTING BREAKDOWN BY BALLPARK

BALLPARK	AVG.	AB	H	HR	RBI	BALLPARK	AVG.	AB	H	HR	RBI
Astrodome	.000	0	0	0	0	Ballpark in Arlington	.250	8	2	0	0
Bank One Ballpark	.250	8	2	0	0	Comerica Park	.500	8	4	0	0
Busch Stadium	-	-	-	-	-	Comiskey Park (new)	.000	1	0	0	0
Cinergy Field/Riverfront Stadium	.200	10	2	0	1	Edison Int'l Field/Anaheim	.000	4	0	0	0
Coors Field	.250	4	1	0	2	Fenway Park	.429	7	3	0	0
County Stadium	-	-	-	-	-	Jacobs Field	.000	3	0	0	0
Dodger Stadium	.250	24	6	1	2	Kauffman/Royals Stadium	1.000	3	3	0	0
Minute Made Park/Enron Field	-	-	-	-	-	Kingdome	-	-	-	-	-
Miller Park	-	-	-	-	-	Metrodome	.000	12	0	0	0
Olympic Stadium	.333	3	1	0	0	Network Associates/Oak. Coliseum	.400	5	2	0	0
Pacific Bell Park	.500	2	1	0	0	Oriole Park at Camden Yards	.280	75	21	2	11
PNC Park	-	-	-	-	-	SAFECO Field	.333	3	1	0	0
Pro Player Stadium	.333	6	2	0	0	SkyDome	.000	8	0	0	0
Qualcomm/Jack Murphy Stadium	.800	5	4	0	3	Tiger Stadium	-	-	-	-	-
Shea Stadium	.258	31	8	1	6	Tropicana Field	.375	8	3	0	0
3Com/Candlestick Park	-	-	-	-	-	Yankee Stadium	.364	11	4	1	2
Turner Field	.000	2	0	0	0						
Veterans Stadium	.250	8	2	1	4						
Wrigley Field	.200	5	1	0	0						

MIKE KINKADE'S CAREER FIELDING RECORD

POSITION	PCT	G	PO	A	E	TC	DP	PB
Catcher	1.000	3	14	1	0	15	0	0
First Base	1.000	16	43	4	0	47	3	-
Third base	1.000	14	9	12	0	21	0	-
Outfield	.972	58	68	2	2	72	0	-
Major League Totals	.987	91	134	19	2	155	3	0

CAREER TRANSACTIONS

- Selected by Milwaukee in the ninth round of the 1995 First-Year Player Draft.
- Acquired by New York (NL) from Milwaukee for Bill Pulsipher (RHP) on July 31, 1998.
- Acquired by Baltimore along with Melvin Mora (INF), Leslie Brea (RHP) and Pat Gorman (RHP) from New York (NL) for Mike Bordick (IF) on July 28, 2000.
- Signed by Los Angeles to a minor league contract on Jan. 10, 2002.

DISABLED LIST

- Has not spent time on the disabled list in the Major Leagues.

CAREER SINGLE-GAME BESTS

Most Hits:	3 (twice), last time: Aug. 6, 2001 at KC	Most Stolen Bases:	1 (4 times), last time: July 30, 2002 at CIN
Most RBI:	4, June 15, 2001 at PHI	Most Walks:	2, June 13, 2001 at NYM
Most Home Runs:	1 (8 times), last time: Sept. 2, 2002 at ARI	Longest Hitting Streak:	6 games, April 17-26, 2001
Most Runs Scored:	2 (6 times), last time: Aug. 17, 2002 at NYM	Career Grand Slams:	None

CAREER SINGLE-GAME BESTS

Most Hits:	3 (twice), last time: Aug. 6, 2001 at KC	Most Stolen Bases:	1 (4 times), last time: July 30, 2002 at CIN
Most RBI:	4, June 15, 2001 at PHI	Most Walks:	2, June 13, 2001 at NYM
Most Home Runs:	1 (8 times), last time: Sept. 2, 2002 at ARI	Longest Hitting Streak:	6 games, April 17-26, 2001
Most Runs Scored:	2 (6 times), last time: Aug. 17, 2002 at NYM	Career Grand Slams:	None



Hong-Chih Kuo

BATS/THROWS: Left/Left • HEIGHT/WEIGHT: 6-0/200



OPENING DAY AGE: 21 • BORN: July 23, 1981 in Tainan City, Taiwan • M.L. SERVICE: 0.000
RESIDES: Tainan City, Taiwan • ACQUIRED: Signed as a non-drafted free agent on June 19, 1999

CAREER SUMMARY: Was the first Taiwanese high school player to sign a professional contract with a United States team when he was signed by the Dodgers on June 19, 1999...promoted to the 40-man roster on Nov. 20, 2002...has not allowed a home run and has fanned 45 batters in 36.1 innings in his minor league career.

2002: Ranked by *Baseball America* as the sixth-best prospect in the Dodger organization entering the 2002 season...began the season continuing to rehab his elbow at extended spring training, then pitched in three games for Rookie-level Great Falls and went 0-0 with a 4.50 ERA...also appeared in four games for Single-A Vero Beach, going 0-1 and allowing two runs in 2.1 innings...during the offseason had left elbow surgery to clean out scar tissue...**2001:** On the mend from "Tommy John" elbow surgery, pitched in extended spring training and then hurled in seven games for the Gulf Coast League Dodgers, striking out 21 batters in 19.0 innings...**2000:** Began his professional career by striking out seven of the first 10 batters he faced in his first and only appearance for Single-A San Bernardino before suffering a season-ending arm injury.

PERSONAL: Hong-Chih Kuo...(pronounced HONG-chee Kwo)...graduated from Nan Yin High School in Tainan City in Taiwan...played for his native Taiwan in the 2002 Asian Games...signed by Jack Zduriencik and Acey Kohrogi.

HONG-CHIH KUO'S CAREER PITCHING RECORD

YEAR	TEAM	W-L	ERA	G	GS	CG	SHO	SV	IP	H	R	ER	HR	HB	BB	SO	WP	BK
2000	San Bernardino	0-0	0.00	1	1	0	0	0	3.0	0	0	0	0	1	0	7	0	0
2001	GCL Dodgers	0-0	2.33	7	6	0	0	0	19.1	13	5	5	0	2	4	21	0	0
2002	GCL Dodgers	0-0	4.50	3	3	0	0	0	6.0	4	3	3	0	0	1	9	0	0
	Vero Beach	0-1	6.75	4	4	0	0	0	8.0	11	6	6	0	3	2	8	1	0
Minor League Totals- 3 years		0-1	3.47	15	14	0	0	0	36.1	28	14	14	0	6	7	45	1	0

HONG-CHIH KUO'S CAREER MINOR LEAGUE FIELDING RECORD

POSITION	PCT	G	PO	A	E	TC	DP
Pitcher	1.000	15	0	4	0	4	0

CAREER TRANSACTIONS

•Signed as a non-drafted free agent on June 19, 1999.

DISABLED LIST

•Has not spent time on the disabled list in the Major Leagues.



Paul Lo Duca



BATS/THROWS: Right/Right • HEIGHT/WEIGHT: 5-10/185

OPENING DAY AGE: 30 • BORN: April 12, 1972 in Brooklyn, NY • M.L. SERVICE: 3.042

RESIDES: San Antonio, TX • ACQUIRED: Selected in the 25th round of the June 1993 First-Year Player Draft

CAREER SUMMARY: Begins his 11th season of professional baseball and has posted a .300 or better batting average in eight of the first 10 campaigns, including a career-high .368 mark at Triple-A Albuquerque in 1999...also had a .395 on-base percentage in his minor league career...has struck out just 79 times in 1,214 career major league at-bats or 6.5 percent of his official at-bats at the Major League level...has more walks than strikeouts (89 to 79) in his Major League career, including in each of his last two seasons...has thrown out 77 of 248 runners attempting to steal over his career (31 percent) and has a .992 fielding percentage as a catcher...went 6-for-6 on May 28, 2001 to become the seventh player in Dodger history to record six hits in a game...he and Shawn Green, who became the eighth Dodger with six hits in a game on May 23, 2002, are the only L.A. Dodgers to go 6-for-6 in a game...named in 2000 to the *Vero Beach Press Journal's* All-Time All-Star Team as the best catcher in the 21-year Vero Beach Dodger history for his accomplishments in 1996...made his Major League debut on June 21, 1998 at Colorado and singled in the eighth inning of that game off Bobby Jones for his first big league hit...collected his first ML home run on Aug. 7, 1999 at New York off the Mets' Al Leiter.

2002: Finished the season hitting .281 with 10 home runs and 64 RBI, batting mostly in the No. 2 spot in the batting order...batted .307 (47-for-153) with runners in scoring position...his 38 doubles were a career-high and 2002 team high...now ranked tied for seventh on the L.A. Dodger single-season doubles list...ranked as the second hardest to fan in the Majors as he struck out only 31 times or once every 20.4 plate appearances...ranked first in the Majors in lowest percentage of swing and misses, as he swung and missed on only 6.8 percent of the pitches he saw...ranked first among catchers in the Majors with 163 hits, third in total bases with 233, fourth in RBI with 64 and his .281 batting average was fifth...batted .337 (31-for-92) in June with two home runs and 14 RBI...his .180 (18-for-100) average in August was the lowest average for any month in his career...his 580 at-bats were third most on the team behind Adrian Beltre's 587 and Shawn Green's 582...batted .326 (98-for-301) before the All-Star break and .233 (65-for-279) after it...threw out 24 percent (30-for-123) of runners attempting to steal...batted .389 (7-for-18) with two runs scored, four doubles and an RBI from April 5-9, after beginning the season 1-for-12 (.083) in his first three games...went 3-for-4 with a double and two RBI on April 12 at San Diego while celebrating his 30th birthday...connected for his first home run of the season off the Rockies' Jason Jennings on April 16 at Colorado in a 6-4 loss...the Dodgers beat Atlanta, 6-5 in 16 innings on Lo Duca's RBI grounder in the top of the 16th inning on May 7...hit in a season-high 11 consecutive games from April 25-May 8, batting .363 (16-for-44)...went 4-for-4 with three runs scored and three RBI in the club's 10-1 win vs. Montreal on May 19...went a span of 52 at-bats starting on May 1 without a strikeout until he fanned on May 28 against Milwaukee's Glendon Rusch...connected for his first career triple in his 852nd Major League at-bat on June 10 at Tampa Bay in the club's 10-5 victory over the Devil Rays...was hit by a pitch with the bases loaded in the bottom of the ninth to force home the winning run in the Dodgers' 4-3 win over Atlanta on Aug. 23...drove in the winning runs in the Dodgers' three victories between Aug. 23-27 with a hit-by-pitch, sacrifice fly and two-run single, respectively...connected for his first career walk-off home run on Sept. 28 against San Diego's Jeremy Fikac in the 10th inning to give the Dodgers a 1-0 victory...**2001:** Batted a team-high .320 (147-for-460) with 28 doubles, 25 home runs and 90 RBI despite missing 37 games...among his many accomplishments during the 2001 season, he was the third hardest to fan in the National League as he struck out just once every 17.3 at-bats...his 30 strikeouts were the fewest by any player in a 25-homer season since Yogi Berra's 29 in 1956...was also tied for third in the NL with a .379 (39-for-103) average with runners in scoring position...he was second in the NL against lefties with a .411 (46-for-112) average...of his 25 homers, 11 came in the seventh inning or later as did 37 of his 90 RBI...defensively he threw out 39 percent (31 of 79) of would-be base stealers, good enough for sixth best in the NL (ninth overall)...the versatile Lo Duca played four different positions (C, 1B, LF & RF) and hit in six different spots in the batting order (1st, 2nd, 4th, 5th, 6th & 7th)...finished the season with at least one hit in 90 of his 118 starts...he also finished with four lead-off home runs despite batting in that position just 44 times...against the NL Western Division, he batted a combined .345 (82-for-238) with 20 homers and 60 RBI...against Dodger rival San Francisco, he batted a whopping .440 (22-for-50) with six homers and 22 RBI...began the season with at least one hit in his first five games, which at the time tied a personal career best hitting streak set June 2-17, 2000...batted .368 (7-for-19) with two home runs and seven RBI during that five-game span...played right field for the first time in his career on April 11 when he entered the game in the seventh inning...was placed on the 15-day disabled list on May 3 (retroactive to April 29) with a strained left hamstring and strained left oblique muscle after injuring the hamstring on April 19 and the oblique muscle on May 1 during a batting practice session...in a three-game rehab assignment at Las Vegas, he hit .333 (3-for-9) with two doubles and three RBI...hit a leadoff homer for the

second time in his career on May 22 at Colorado and went 1-for-4 with a home run and started at first base for the first time in his career...went 6-for-6 on May 28 against Colorado to establish new career highs in hits and RBI (4)...his previous high in hits was three (May 27, 2001 vs. Houston), while his previous high for RBI was three (four times, last time May 22, 2001 at Colorado)...the last Dodger with six hits in a game was Willie Davis on May 24, 1973 vs. New York in a 19 inning game...he became the first catcher since Walker Cooper in 1949 to get six hits in a game...had a seven-game hitting streak (.429, 15-for-35) snapped on May 29 vs. Colorado after going 0-for-4 against the Rockies...the game also marked the first time that he had not recorded a hit when starting the game after doing so in his first 17 starts of the season...his home run in the fifth frame on June 22 vs. San Diego extended the Dodgers' season-high home run streak to 10 games where they combined to hit 16 homers in the 10 games...on June 23 vs. San Diego was 1-for-4 with an RBI-single in the second inning to extend his career-best hitting streak to 10 games (.364, 16-for-44)...was 0-for-4 on June 24 vs. San Diego to snap his career-best hitting streak at 10 games (.364, 16-for-44)...on June 26 at San Francisco's Livan Hernandez over the left field fence for his 12th home run of the season and second leadoff homer of the year...he would later in the game smash his second homer of the night giving him his first multi-homer game of his career...on July 11 vs. Seattle was hit by a pitch in the face from reliever Jeff Nelson and suffered a left cheek contusion...played left field in place of Gary Sheffield on July 14 at Oakland, his fourth different position of the season...was 1-for-3 with a leadoff home run vs. Colorado...the leadoff homer was the club's fifth of the season and third by Lo Duca...on Aug. 16 vs. Montreal, he batted clean-up for the first time in his career and went 3-for-3 with a double, walk, RBI and his 19th home run...was 2-for-4 with a home run, three RBI and two runs scored in the club's 6-5, 13-inning win against Arizona on Sept. 22...the homer came off Randy Johnson to knot the game at 3-3 in the bottom of the ninth inning...was 2-for-4 with his second career two-homer game on Oct. 2 at San Diego in L.A.'s 5-2 win...during spring training, he batted a team-leading .459 with a home run and seven RBI in 14 games...**2000:** Began the season at Triple-A Albuquerque and was recalled originally on June 2...hit .346 (9-for-26) with two homers and five RBI in nine June games with the Dodgers...in his first game for Los Angeles in 2000, tied his then career high of three RBI with a three-run homer off Anaheim's Kent Bottenfield...optioned back to Albuquerque on June 26 and recalled on July 13...batted .231 (6-for-26) with two RBI in eight games in July before being optioned to Albuquerque on July 27...recalled to Los Angeles for the remainder of the regular season on Sept. 1...batted .077 (1-for-13) with one RBI during the season's final month...threw out 47 percent of runners attempting to steal...appeared at five different positions for the Dodgers (C, LF, CF, RF, 3B) after appearing at every position except pitcher and shortstop for the Dukes, including being used as a designated hitter...led all Dukes who had more than 200 at-bats with a .351 average (98-for-279)...batted .299 (41-for-137) with 22 RBI in his first stint at Albuquerque...hit .390 (41-for-105) with 25 RBI in 27 August games...in nine games during July, hit .469 (15-for-32) with seven RBI...batted .373 (53-for-142) with 30 RBI at home for the Dukes and .328 (45-for-137) on the road in the Pacific Coast League...had hitting streaks of 16 games (Aug. 8-29) and 13 games (July 2-Aug. 5), giving him a hit in 29 of 30 games from July 2-Aug. 26...batted .366 (34-for-93) with 44 RBI with runners in scoring position and .417 (25-for-60) with runners in scoring position and two outs...**1999:** Batted .232 with three home runs and 11 RBI in 36 games...started 28 games, including the final two of the season...made Opening Day roster after batting .325 (13-for-40) in spring training with two home runs and eight RBI in 21 games...became the first rookie catcher to begin a season with Los Angeles since Mike Piazza in 1993...was batting .056 (2-for-36) when optioned to Triple-A Albuquerque on May 18...batted .368 (28-for-76) with the Dukes despite missing seven weeks after suffering a fractured right hand on June 2...recalled by the Dodgers on Aug. 3...the Brooklyn native hit his first career home run on Aug. 7 at New York, a solo shot in the 8th inning off lefty Al Leiter which sparked a come-from-behind victory at Shea Stadium...also homered on Aug. 25 at Milwaukee off Bill Pulsipher and Sept. 21 vs. San Francisco...batted .339 (20-for-59) after Aug. 3 recall from Albuquerque...stole home on Aug. 15 vs. Braves as part of a double-steal in a two-out, first-and-third situation...Eric Young stole second base ahead of him and he beat shortstop Jose Hernandez's return throw...became first Dodger catcher to attempt stealing home since Mike Scioscia, who was thrown out in 1981...other Dodger catchers to steal home (steals-attempts) since 1962 include John Roseboro (3-for-6) and Steve Yeager (1-for-3)...it was also first steal of home by a Dodger since Raul Mondesi on July 26, 1998 vs. Arizona and the first against the Braves since Brett Butler stole home for the Dodgers on Sept. 8, 1992 in Atlanta...prior to the steal, Lo Duca was 0-for-1 in attempted steals in 24 Major League games...batted season-high .400 (12-for-30) with two home runs and six RBI in August...threw out seven of 27 base runners (26 percent)...had no passed balls...caught young Dodger pitchers in the Arizona Fall League during the offseason, his third time playing in the league...**1998:** Had three stints during his rookie campaign



with Los Angeles, batting .286 with a double and one RBI in six games...spent the rest of the season at Albuquerque...appeared in four games behind the plate with the Dodgers, including two starts, and threw out two of the four baserunners who attempted to steal against him...when he was behind the plate, Dodger pitchers allowed only seven earned runs over 24.0 innings for a 2.63 ERA...was recalled from Albuquerque on June 19 when Charles Johnson missed two games to attend his grandfather's funeral in Florida...made his Major League debut on June 21 at Colorado and drove an RBI-single to center field off Rockies' left-hander Bobby Jones for his first big league hit in the eighth inning...was optioned back to Albuquerque the next day...was recalled July 2 and optioned back the following day, joining the Dodgers for only one game in Texas...returned to Los Angeles when the Major League rosters expanded on Sept. 1 and he appeared in five games, going 3-for-12 (.250) with a double in five games...at Albuquerque, batted .319 in 126 games with 30 doubles, three triples, eight home runs and 57 RBI...his .319 average ranked ninth among PCL leaders...saw action at three different positions with the Dukes, playing in 91 games at catcher, 21 games at first base and 13 games at third base...threw out 30 of the 81 baserunners who attempted to steal against him (37 percent)...was named to the PCL squad for the Triple-A All-Star Game in Norfolk, VA...started at catcher and went 0-for-2...after ending the 1997 season at Double-A San Antonio with a 15-game hitting streak, he opened the 1998 campaign by hitting safely in his first seven games with the Dukes to up his streak to 22 games...had a .408 batting average through May 2 after collecting a hit in 18 of his first 22 games...1997: Batted .327 with seven home runs and 69 RBI in 105 games for Double-A Texas League champion San Antonio...finished fifth in the Texas League with a .399 on-base percentage, eighth in batting average and was the hardest batter to strike out in the league, striking out once every 16.4 at-bats...led Texas League catchers in fielding percentage (.990) and assists (84)...named to the TL All-Star team...went 0-for-4 with one RBI in the Hall of Fame game against San Diego on Aug. 4 in Cooperstown, NY...batted .363 with 35 runs scored, 14 doubles, 15 RBI and two stolen bases for the Arizona Fall League Champion Peoria managed by Mike Scioscia...was named the league's top catching prospect by coaches and managers...1996: Batted .305 with three home runs and 66 RBI at Single-A Vero Beach...was named to the Florida State League All-Star Team after leading the league with a .400 on-base percentage...his .305 average was third-best among Single-A catchers and fourth-best among full-season minor league catchers...named Best Defensive Catcher in the Florida State League by *Baseball America*...earned second-team honors after batting .320 with one home run and 13 RBI for Sun Cities in the Arizona Fall League...1995: Had a .246 average with one home run and eight RBI in only 61 games at San Antonio...1994: Batted .310 with six home runs, 68 RBI and 32 doubles in 123 games at Single-A Bakersfield...1993: Batted .313 with six doubles and 13 RBI in 39 games for Vero Beach in his first professional season.

COLLEGE HIGHLIGHTS: Was a first-team All-America selection by *Baseball America*, first-team All-Pac-10 selection, and *The Sporting News* College Player of the Year in his only season at Arizona State University in 1993 after batting .446 with 14 home runs and 88 RBI to lead the Sun Devils to the College World Series...he led the nation and set a school record with 129 hits and among NCAA Division I players, ranked second in total bases (199), third in RBI and eighth in batting average...had a 37-game hitting streak...also honored as Pac-10 South Division Co-Player of the Year with Ryan McGuire of UCLA.

PERSONAL: Paul Anthony Lo Duca...wife's name is Sonia...enters the 2003 season in the second year of a three-year contract...graduated from Apollo High School in Glendale, AZ...participates in community baseball clinics...visited the cancer unit at Children's Hospital in 2002 with his wife...signed by Eddie Bane.

PAUL LO DUCA'S CAREER BATTING RECORD

YEAR	TEAM	AVG	G	AB	R	H	2B	3B	HR	RBI	SH	SF	HP	BB	SO	SB	CS	E
1993	Vero Beach	.313	39	134	17	42	6	0	0	13	0	1	2	13	22	0	0	2
1994	Bakersfield	.310	123	455	65	141	32	1	6	68	0	4	3	52	49	16	9	5
1995	San Antonio	.246	61	199	27	49	8	0	1	8	0	0	2	26	25	5	5	11
1996	Vero Beach	.305	124	439	54	134	22	0	3	66	0	4	2	70	38	8	2	18
1997	San Antonio	.327	105	385	63	126	28	2	7	69	4	5	3	46	27	16	8	7
1998	Albuquerque	.319	126	451	69	144	30	3	8	58	7	6	5	59	40	19	7	17
	LOS ANGELES	.286	6	14	2	4	1	0	0	1	0	0	0	1	0	0	0	0
1999	Albuquerque	.368	26	76	17	28	9	0	1	8	0	0	6	10	1	1	1	4
	LOS ANGELES	.232	36	95	11	22	1	0	3	11	1	2	2	10	9	1	2	2
2000	Albuquerque	.351	78	279	47	98	27	3	4	54	2	2	2	33	14	8	5	9
	LOS ANGELES	.246	34	65	6	16	2	0	2	8	2	2	0	6	8	0	2	1
2001	Las Vegas #	.333	3	9	3	3	2	0	0	3	0	0	0	1	0	0	0	1
	LOS ANGELES	.320	125	460	71	147	28	0	25	90	5	9	6	39	30	2	4	9
2002	LOS ANGELES	.281	149	580	74	163	38	1	10	64	4	4	10	34	31	3	1	9
Major League Totals - 5 years		.290	350	1214	164	352	70	1	40	174	12	17	18	89	79	6	9	21
Dodger Totals - 5 years		.290	350	1214	164	352	70	1	40	174	12	17	18	89	79	6	9	21
Minor League Totals-9 years		.315	685	2427	362	765	164	9	30	347	13	22	25	310	216	73	37	74

Minor League Rehabilitation Assignment

PAUL LO DUCA'S CAREER BATTING BREAKDOWN

2002					CAREER					2002					CAREER							
AVG	AB	H	HR	RBI	TEAM	AVG	AB	H	HR	RBI	TEAM	AVG	AB	H	HR	RBI	TEAM	AVG	AB	H	HR	RBI
.237	76	18	1	10	Arizona	.255	153	39	4	20	Anaheim	.273	55	15	4	12	Anaheim	.273	55	15	4	12
.261	23	6	1	5	Atlanta	.286	49	14	1	7	Baltimore	.333	12	4	0	1	Baltimore	.333	12	4	0	1
.368	19	7	0	5	Chicago	.313	32	10	0	5	Boston	.125	8	1	0	0	Boston	.125	8	1	0	0
.348	23	8	2	5	Cincinnati	.314	35	11	2	8	Chicago	-	-	-	-	Chicago	-	-	-	-	-	
.333	66	22	3	9	Colorado	.322	149	48	10	28	Cleveland	-	-	-	-	Cleveland	-	-	-	-	-	
.267	15	4	0	3	Florida	.258	31	8	0	7	Detroit	-	-	-	-	Detroit	-	-	-	-	-	
.200	15	3	0	0	Houston	.213	47	10	0	0	Kansas City	-	-	-	-	Kansas City	-	-	-	-	-	
-	-	-	-	-	Los Angeles	-	-	-	-	-	Minnesota	-	-	-	-	Minnesota	-	-	-	-	-	
.235	17	4	0	0	Milwaukee	.320	50	16	1	2	New York	-	-	-	-	New York	-	-	-	-	-	
.429	28	12	0	5	Montreal	.475	40	19	1	11	Oakland	.294	17	5	1	3	Oakland	.294	17	5	1	3
.200	20	4	0	0	New York	.286	42	12	1	2	Seattle	.222	9	2	0	1	Seattle	.222	9	2	0	1
.133	30	4	0	0	Philadelphia	.148	54	8	0	4	Tampa Bay	.385	13	5	0	5	Tampa Bay	.385	13	5	0	5
.100	20	2	0	0	Pittsburgh	.222	54	12	1	2	Texas	.389	18	7	0	3	Texas	.389	18	7	0	3
.444	18	8	0	0	St. Louis	.309	55	17	1	4	Toronto	.300	10	3	0	0	Toronto	.300	10	3	0	0
.343	67	23	2	10	San Diego	.311	132	41	6	21	Home	.285	603	172	17	78	Home	.285	603	172	17	78
.222	81	18	0	3	San Francisco	.302	149	45	7	28	Road	.295	611	180	23	96	Road	.295	611	180	23	96
.295	88	26	1	9	March/April	.272	151	41	3	17	Day	.290	328	95	9	48	Day	.290	328	95	9	48
.320	97	31	1	13	May	.322	146	47	4	22	Night	.290	886	257	31	126	Night	.290	886	257	31	126
.337	92	31	2	14	June	.330	224	74	10	42	Grass	.294	1141	335	40	161	Grass	.294	1141	335	40	161
.275	102	28	3	11	July	.290	221	64	9	26	Turf	.233	73	17	0	13	Turf	.233	73	17	0	13
.180	100	18	1	8	August	.273	231	63	6	30	Pre-ASG	.318	570	181	21	89	Pre-ASG	.318	570	181	21	89
.287	101	29	2	9	Sept./Oct.	.261	241	63	8	37	Post-ASG	.266	644	171	19	85	Post-ASG	.266	644	171	19	85
.375	8	3	0	1	Pinch-Hitting	.174	23	4	0	1	vs. LHP	.335	334	112	11	58	vs. LHP	.335	334	112	11	58
-	-	-	-	-	DH	.250	4	1	0	0	vs. RHP	.273	880	240	29	116	vs. RHP	.273	880	240	29	116

PAUL LO DUCA'S CAREER HITTING BREAKDOWN BY BALLPARK

BALLPARK	AVG.	AB	H	HR	RBI	BALLPARK	AVG.	AB	H	HR	RBI
Astrodome	.000	6	0	0	0	Ballpark in Arlington	.200	5	1	0	0
Bank One Ballpark	.324	74	24	2	7	Comerica Park	-	-	-	-	-
Busch Stadium	.313	32	10	1	2	Comiskey Park (new)	-	-	-	-	-
Cinergy Field/Riverfront Stadium	.300	10	3	1	3	Edison Int'l Field/Anaheim	.333	24	8	3	8
Coors Field	.286	77	22	6	16	Fenway Park	-	-	-	-	-
County Stadium	.250	8	2	1	2	Jacobs Field	-	-	-	-	-
Dodger Stadium	.285	603	172	17	78	Kauffman/Royals Stadium	-	-	-	-	-
Minute Maid Park/Enron Field	.150	20	3	0	0	Kingdome	-	-	-	-	-
Miller Park	.235	17	4	0	0	Metrodome	-	-	-	-	-
Olympic Stadium	.375	16	6	0	4	Network Associates/Oak. Coliseum	.231	13	3	1	3
Pacific Bell Park	.369	65	24	2	13	Oriole Park at Camden Yards	.333	12	4	0	1
PNC Park	.265	34	9	1	1	SAFECO Field	-	-	-	-	-
Pro Player Stadium	.300	20	6	0	6	SkyDome	-	-	-	-	-
Qualcomm/Jack Murphy Stadium	.304	69	21	4	13	Tiger Stadium	-	-	-	-	-
Shea Stadium	.385	13	5	1	1	Tropicana Field	.385	13	5	0	5
3Com/Candlestick Park	.125	8	1	0	0	Yankee Stadium	-	-	-	-	-
Turner Field	.321	28	9	0	4						
Veterans Stadium	.158	38	6	0	4						
Wrigley Field	.444	9	4	0	3						

PAUL LO DUCA'S CAREER FIELDING RECORD

POSITION	PCT	G	PO	A	E	TC	DP	PB
Catcher	.992	294	1,918	165	17	2,100	21	17
First Base	.988	51	230	18	3	251	20	
Third base	1.000	1	0	1	0	1	0	
Outfield	.957	22	21	1	1	23	0	
ML Totals	.991	350	2,169	185	21	2,375	41	17

CAREER TRANSACTIONS

- Selected by Los Angeles in the 25th round of the June 1993 First-Year Player Draft.

DISABLED LIST

- April 29-May 21, 2001 (strained left hamstring and strained left oblique).

CAREER SINGLE-GAME BESTS

Most Hits:	6, May 28, 2001 vs. COL	Most Stolen Bases:	1 (6 times), last time: June 8, 2002 at BAL
Most RBI:	6, June 26, 2001 at SF	Most Walks:	2 (9 times), last time: June 20, 2002 vs. TOR
Most Home Runs:	2 (twice), last time: Oct. 2, 2001 at SD	Longest Hitting Streak:	11 games, April 25-May 8, 2002
Most Runs Scored:	3 (8 times), last time: Sept. 14, 2002 at COL	Career Grand Slams:	None



Brian Mallette



BATS/THROWS: Right/Right • HEIGHT/WEIGHT: 6-0/185

OPENING DAY AGE: 28 • BORN: January 19, 1975 in Dublin, GA • M.L. SERVICE: 0.019

RESIDES: Glenwood, GA • ACQUIRED: Acquired on Oct. 16, 2002 to complete a four-player trade with Milwaukee

MALLETTE

CAREER SUMMARY: Begins his first season as a member of the Dodger organization after being acquired on Oct. 16, 2002 as the player to be named later in the four-player trade with Milwaukee on July 23, 2002 in which the Dodgers obtained Tyler Houston...has a career minor league record of 24-12 with 78 saves and a 2.74 ERA in 252 relief outings...has more strikeouts than innings pitched in five of his six minor league seasons with a total of 406 whiffs in 315.0 innings...made his Major League debut for the Brewers on April 12, 2002 at San Francisco.

2002: Had three separate stints with the Brewers at the Major League level, but spent the majority of the season at Triple-A Indianapolis...recalled on April 11 and made his Major League debut on April 12 at San Francisco...optioned to Indianapolis on April 19...was also with the Brewers from May 8-10 and from May 15-24...in all, had no decision and struck out five batters in 5.0 innings of work in five outings...surrendered Shawn Green's second and third home runs during his record-setting five-home run performance on May 23 at Milwaukee...led Indianapolis and all Milwaukee minor leaguers, and finished tied for second in the International League with 25 saves...was 3-2 with a 2.78 ERA, his fifth consecutive minor league season with an ERA of 3.30 or under...walked 17 and struck out 50 batters in 45.1 innings for Indianapolis...held the opposition scoreless in 38 of 45 outings, including 20 of his last 22 appearances which covered the final two months of the season...was a combined 2-0 with 12 saves and a 0.77 ERA in July and August...held right-handed batters to a .211 batting average...**2001:** Had a 1.75 ERA and posted an organization-high 19 saves in 56 relief appearances between Double-A Huntsville and Triple-A Indianapolis...ranked among Southern League leaders in strikeouts per nine innings (5th), relief points (4th) and games finished (4th)...went 7-2 with a 1.96 ERA in 44 games for Huntsville before being promoted to Indianapolis on July 30...allowed two runs during his first four outings, then did not allow another run in his final eight appearances...posted three saves and a 3.79 ERA in the Arizona Fall League following the season and was added to the Brewers' 40-man roster in November...**2000:** Ranked fifth among California League relievers by averaging 11.92 strikeouts per nine innings while pitching for Single-A Mudville...struck out 94 batters in 71.0 innings and held opposing hitters to a .188 average with runners on base...**1999:** Went 2-0 with a 1.50 ERA in 28 relief appearances for Single-A Stockton, despite missing two months of the season with an injured elbow...held the opposition scoreless in 25 of 28 outings and surrendered just one home run in 36.0 innings...**1998:** Made 50 appearances and notched 23 saves for Single-A Beloit...named to the Midwest League All-Star team...ranked among league leaders in strikeouts per nine innings for relievers (5th), saves (4th), relief points (4th) and games finished (5th)...held opposing batters to a .199 average and struck out 76 in 55.1 innings...**1997:** Began professional career pitching for Helena in the Rookie-level Pioneer League and went 6-2 with a 4.33 ERA in 23 relief outings...averaged 14.77 strikeouts per nine innings, the top mark among the league's relievers...also ranked fifth in wins.

PERSONAL: Brian Drew Mallette...attended Dublin (GA) High School...was a member of the 1996 NCAA Division II champion Kennesaw State University baseball team...enjoys hunting and fishing in his spare time...favorite movie is "The Natural" and favorite book is "Ty Cobb."

BRIAN MALLETTE'S CAREER PITCHING RECORD

YEAR	TEAM	W-L	ERA	G	GS	CG	SHO	SV	IP	H	R	ER	HR	HB	BB	SO	WP	BK
1997	Helena	6-2	4.33	23	0	0	0	5	35.1	33	19	17	1	1	20	58	7	0
1998	Beloit	2-1	3.09	50	0	0	0	23	55.1	40	23	19	2	3	29	76	2	0
1999	Stockton	2-0	1.50	28	0	0	0	4	36.0	38	16	6	1	3	16	34	0	0
2000	Mudville	4-4	3.30	50	0	0	0	2	71.0	52	35	26	6	5	52	94	11	0
2001	Huntsville	7-2	1.96	44	0	0	0	17	55.0	43	13	12	4	3	23	71	4	0
	Indianapolis	0-1	1.06	12	0	0	0	2	17.0	10	4	2	2	1	8	23	1	0
2002	Indianapolis	3-2	2.78	45	0	0	0	25	45.1	39	15	14	4	3	17	50	0	0
	MILWAUKEE	0-0	10.80	5	0	0	0	0	5.0	7	6	6	3	1	3	5	1	0
Major League Totals - 1 year		0-0	10.80	5	0	0	0	0	5.0	7	6	6	3	1	3	5	1	0
Minor League Totals - 6 years		24-12	2.74	252	0	0	0	78	315.0	255	125	96	20	17	165	406	26	0

BRIAN MALLETTE'S CAREER PITCHING BREAKDOWN

2002					CAREER					2002					CAREER						
W-L-S	ERA	G	IP	ER	TEAM	W-L-S	ERA	G	IP	ER	W-L-S	ERA	G	IP	ER	TEAM	W-L-S	ERA	G	IP	ER
-	-	-	-	-	Arizona	-	-	-	-	-	-	-	-	-	-	Anaheim	-	-	-	-	-
-	-	-	-	-	Atlanta	-	-	-	-	-	-	-	-	-	-	Baltimore	-	-	-	-	-
0-0-0	9.00	1	1.0	1	Chicago	0-0-0	9.00	1	1.0	1	-	-	-	-	-	Boston	-	-	-	-	-
0-0-0	18.00	1	1.0	2	Cincinnati	0-0-0	18.00	1	1.0	2	-	-	-	-	-	Chicago	-	-	-	-	-
-	-	-	-	-	Colorado	-	-	-	-	-	-	-	-	-	-	Cleveland	-	-	-	-	-
-	-	-	-	-	Florida	-	-	-	-	-	-	-	-	-	-	Detroit	-	-	-	-	-
-	-	-	-	-	Houston	-	-	-	-	-	-	-	-	-	-	Kansas City	-	-	-	-	-
0-0-0	9.00	1	2.0	2	Los Angeles	0-0-0	9.00	1	2.0	2	-	-	-	-	-	Minnesota	-	-	-	-	-
-	-	-	-	-	Milwaukee	-	-	-	-	-	-	-	-	-	-	New York	-	-	-	-	-
-	-	-	-	-	Montreal	-	-	-	-	-	-	-	-	-	-	Oakland	-	-	-	-	-
-	-	-	-	-	New York	-	-	-	-	-	-	-	-	-	-	Seattle	-	-	-	-	-
-	-	-	-	-	Philadelphia	-	-	-	-	-	-	-	-	-	-	Tampa Bay	-	-	-	-	-
0-0-0	0.00	1	0.1	0	Pittsburgh	0-0-0	0.00	1	0.1	0	-	-	-	-	-	Texas	-	-	-	-	-
-	-	-	-	-	St. Louis	-	-	-	-	-	-	-	-	-	-	Toronto	-	-	-	-	-
-	-	-	-	-	San Diego	-	-	-	-	-	-	-	-	-	-	-	-	-	-	-	-
0-0-0	13.50	1	0.2	1	San Francisco	0-0-0	13.50	1	0.2	1	0-0-0	7.71	2	2.1	2	Home	0-0-0	7.71	2	2.1	2
0-0-0	9.00	2	1.0	1	March/April	0-0-0	9.00	2	1.0	1	0-0-0	13.50	3	2.2	4	Road	0-0-0	13.50	3	2.2	4
0-0-0	11.25	3	4.0	5	May	0-0-0	11.25	3	4.0	5	0-0-0	9.00	2	3.0	3	Day	0-0-0	9.00	2	3.0	3
-	-	-	-	-	June	-	-	-	-	-	0-0-0	13.50	3	2.0	3	Night	0-0-0	13.50	3	2.0	3
-	-	-	-	-	July	-	-	-	-	-	0-0-0	10.80	5	5.0	6	Grass	0-0-0	10.80	5	5.0	6
-	-	-	-	-	August	-	-	-	-	-	-	-	-	-	Turf	-	-	-	-	-	
-	-	-	-	-	Sept./Oct.	-	-	-	-	-	0-0-0	10.80	5	5.0	6	Pre-ASG	0-0-0	10.80	5	5.0	6
-	-	-	-	-	-	-	-	-	-	-	-	-	-	-	Post-ASG	-	-	-	-	-	
-	-	-	-	-	-	-	-	-	-	-	-	-	-	-	Starter	-	-	-	-	-	
0-0-0	10.80	5	5.0	6	-	-	-	-	-	-	0-0-0	10.80	5	5.0	6	Reliever	0-0-0	10.80	5	5.0	6

BRIAN MALLETTE'S CAREER PITCHING BREAKDOWN BY BALLPARK

BALLPARK	W-L-S	ERA	G	IP	ER	BALLPARK	W-L-S	ERA	G	IP	ER
Bank One Ballpark	-	-	-	-	-	Ballpark in Arlington	-	-	-	-	-
Busch Stadium	-	-	-	-	-	Comerica Park	-	-	-	-	-
Cinergy Field/Riverfront Stadium	0-0-0	18.00	1	1.0	2	Comiskey (new)	-	-	-	-	-
Coors Field	-	-	-	-	-	Edison Int'l Field/Anaheim	-	-	-	-	-
Dodger Stadium	-	-	-	-	-	Fenway Park	-	-	-	-	-
Minute Maid Park/Enron Field	-	-	-	-	-	Jacobs Field	-	-	-	-	-
Miller Park	0-0-0	7.71	2	2.1	2	Kauffman/Royals Stadium	-	-	-	-	-
Olympic Stadium	-	-	-	-	-	Metrodome	-	-	-	-	-
Pacific Bell Park	0-0-0	13.50	1	0.2	1	Network Assoc./Oak. Coliseum	-	-	-	-	-
PNC Park	-	-	-	-	-	Oriole Park at Camden Yards	-	-	-	-	-
Pro Player	-	-	-	-	-	SAFECO Field	-	-	-	-	-
Qualcomm Stadium	-	-	-	-	-	SkyDome	-	-	-	-	-
Shea Stadium	-	-	-	-	-	Tropicana Field	-	-	-	-	-
Turner Field	-	-	-	-	-	Yankee Stadium	-	-	-	-	-
Veterans Stadium	-	-	-	-	-						
Wrigley Field	0-0-0	9.00	1	1.0	1						

BRIAN MALLETTE'S CAREER FIELDING RECORD

POSITION	PCT	G	PO	A	E	TC	DP
Pitcher	1.000	5	0	2	0	2	0

BRIAN MALLETTE'S CAREER BATTING RECORD

YEAR	TEAM	AVG	G	AB	R	H	2B	3B	HR	RBI	SH	SF	HP	BB	SO	SB	CS	E
2001	MILWAUKEE	---	5	0	0	0	0	0	0	0	0	0	0	0	0	0	0	0
Major League Totals- 1 year		---	5	0	0	0	0	0	0	0	0	0	0	0	0	0	0	0

CAREER TRANSACTIONS

- Selected by the Milwaukee Brewers in the 27th round of the 1997 First-Year Player Draft.
- Acquired by Los Angeles from Milwaukee on Oct. 16, 2002 to complete the trade of July 23, 2002 in which the Dodgers obtained Tyler Houston (INF) for Ben Diggins (RHP) and Shane Nance (LHP).

DISABLED LIST

- Has not spent time on the disabled list in the Major Leagues.

CAREER SINGLE-GAME BESTS

Low Hit Complete Game:	None	Most Strikeouts:	3, May 23, 2002 vs. LA
Most Innings Pitched - Starter:	None	Most Walks:	2, May 23, 2002 vs. LA
Most Innings Pitched - Reliever:	2.0, May 23, 2002 vs. LA	Longest Winning Streak:	None
		Longest Losing Streak:	None

INFIELDER
28

Fred McGriff



BATS/THROWS: Left/Left • **HEIGHT/WEIGHT:** 6-3/225

OPENING DAY AGE: 39 • **BORN:** Oct. 31, 1963 in Tampa, FL • **M.L. SERVICE:** 16.009
RESIDES: Tampa, FL • **ACQUIRED:** Signed as a free agent on Dec. 20, 2002

CAREER SUMMARY: Enters this season 22 home runs short of becoming the 18th player in Major League history to hit 500 home runs in their career...he has 478 career homers and 1,503 RBI during a 17-year Major League career with Toronto (1986-1990), San Diego (1991-1993), Atlanta (1993-1997), Tampa Bay (1998-2001) and the Chicago Cubs (2001-2002)...has had 10 seasons with 30 or more home runs, including three of his last four...has averaged 30 home runs and 104 RBI in the last four seasons...ranks 21st all-time in homers and 40th in RBI...among active players, he is fourth in homers, third in RBI, fifth in walks (1,265), third in extra-base hits (926), fifth in games played (2,347), seventh in runs scored (1,310) and seventh in hits (2,403)...has driven in at least 80 runs in 15 consecutive seasons, including eight 100-RBI campaigns...the only player in big league history with a longer streak is Hank Aaron (17 years, 1955-1971)...the five-time All-Star and the 1994 All-Star Game MVP - has appeared in 50 playoff games, winning a World Series championship ring with Atlanta in 1995...has a .303 average in the postseason with 10 homers and 37 RBI...ended the 2002 season with 15 20-plus homer seasons, tying Barry Bonds for the most among active players...is one of just three sluggers (joining Frank Robinson and Mark McGwire) to homer at least 200 times in both leagues...has 256 homers in the National League to go with 222 American League round-trippers...is the only player in big league history to hit 30 homers in a season for five different clubs - and the first player to record 100 or more RBI in one campaign for four different teams...has homered in a big league-record 42 different ballparks, adding Miller Park, Pacific Bell Park and PNC Park in 2002...Ellis Burks has homered in 41 facilities...has recorded 39 career multi-homer games and eight grand slams...has homered off 339 different pitchers...he has homered in four consecutive games three times and in three straight games five times...has won a trio of Silver Slugger Awards (1989, 1992, 1993) and has earned league Player of the Month honors once and Player of the Week honors four times...has excelled on Opening Day, going 25-for-62 (.403) with five homers and 16 RBI...made his Major League debut on May 17, 1986...collected his first ML hit on May 18, 1986 off Cleveland's Don Schultz...slugged his first ML home run on April 17, 1997 off Boston's Bob Stanley.



2002: Reached the 30-homer mark for the 10th time during his Major League career and the 100-RBI mark for the eighth time...in 146 games, he batted .273 with 30 homers and 103 RBI for the Cubs...when he hit his 30th homer of the season on Sept. 22 off Pittsburgh's Kris Benson, he became the first player in big league history

to record 30-homer campaigns for five different teams...was the first Cub first baseman to

have a 30-homer campaign since Ernie Banks in 1968 (32)...when he hit his 20th homer on July 21 off Houston's Roy Oswalt, it gave him 15 career 20-plus homer campaigns - tying Barry Bonds for the most among active players...became the first player in ML history to record 100 or more RBI for four different teams and was the first left-handed batter to drive in 100 runs for the Cubs since Bill Buckner (105) in 1982...had a trio of two-homer games (May 3 at Los Angeles, June 3 at Milwaukee, June 21 vs. St. Louis)...in the May 3 affair, he hit a game-tying solo homer off Andy Ashby in the sixth

POWERFUL FORCE AT FIRST

HOME RUNS HIT AS A FIRST BASEMEN

Player	Homers
Mark McGwire	566
Lou Gehrig	493
Jimmie Foxx	482
Fred McGriff	449
Willie McCovey	439
Eddie Murray	409
Jeff Bagwell	378
Andres Galarraga	370
Norm Cash	366
Johnny Mize	350

McGRIFF

MOST PARKS HOMERED IN

Player	Parks
Fred McGriff	42
Ellis Burks	41
Mark McGwire	39

inning and put the game away with a three-run shot off Paul Quantrill in the seventh...the first homer was the 450th of his ML career...both of his June 21 homers came off St. Louis' Woody Williams...his first homer tied the game and his second was the game-winning hit in the Cubs' 2-1 win...added Miller Park, Pacific Bell Park and PNC Park to his "conquered" list, giving him a big league record of homering in 42 different parks...had a 10-game hitting streak May 18-27, going 18-for-40 (.450) with four homers and 13 RBI...it was the 11th double-digit hitting streak of his big league career...went to the plate 10 times following an intentional walk to Sammy Sosa and was 4-for-8 with a triple, two doubles, a walk, sacrifice fly and eight RBI...became just the second first baseman in National League history to not have any fielding chances in a nine-inning game, accomplishing the feat Aug. 15 vs. Houston...the Cubs' Jimmy Collins was the first NL first baseman to go without any fielding plays (June 29, 1937, vs. St. Louis)...scored from first base on a stolen-base attempt on May 15 at St. Louis...on the play, Cardinals catcher Eli Marrero threw wildly to second base and then center fielder Jim Edmonds threw wildly to third...had a game-winning three-run sixth-inning triple off San Francisco's Aaron Fultz on April 24...**2001:** Acquired by the Cubs from Tampa Bay on July 27 along with cash considerations for Manny Aybar and a player to be named later (Jason Smith on Aug. 6)...in 146 overall games, he batted .306 with 31 homers and 102 RBI...reached the 30-homer mark for the ninth time during his ML career and the 1,000-RBI mark for the seventh time...batted .282 in 49 games for the Cubs with 12 homers and 41 RBI...made his Cubs debut on July 29 vs. St. Louis, going 1-for-3 with a run-scoring single off Matt Morris...in his second game (July 31 at San Diego), he went 3-for-4...hit his first homer with the Cubs on Aug. 2 at San Diego, a two-run shot off Junior Herndon...his second homer with the Cubs was a grand slam on Aug. 10 off San Francisco's Aaron Fultz, the eighth of his career...the home run was his first at Wrigley Field since April 15, 1994...during a 10-game hitting streak, Sept. 20-29, he batted .342 (13for-38) with six homers and 16 RBI...homered in four straight games for the third time during his career Sept. 20-23, going 6-for-16 with 11 RBI...in 97 games with the Devil Rays, he batted .318 with 19 homers and 61 RBI...at the time he was traded to the Cubs, he ranked ninth in the American League in batting average...also was tied for seventh in the league in multi-hit games (36) and fifth in intentional walks (9)...recorded a .330 average prior to the All-Star break - both a Tampa Bay club mark and his career high...**2000:** Reached numerous milestones during a campaign in which he batted .277 with 27 homers and 106 RBI for the Devil Rays...on June 2, he became the 31st player to reach the 400-homer mark, hitting a two-run shot off the Mets' Glendon Rusch at Shea Stadium...recorded his 2,000th career hit on June 4 off the Mets' Rich Rodriguez...played in his 2,000th big league contest on Aug. 2 vs. Cleveland...became the second player in ML history (joining Frank Robinson) to hit 200-plus homers in both leagues when he hit his 200th AL round-tripper on Sept. 23 off Toronto's Roy Halladay...tied his career high by hitting safely in 14 straight games from April 28-May 13, going 20-for-57 (.351)...was 8-for-13 with the bases loaded with a pair of grand slams (April 3 off Minnesota's Brad Radke, May 17 off Texas' Doug Davis)...his homer on May 11 at Yankee Stadium gave the Devil Rays a 1-0 victory...it was his second career homer in a 1-0 contest (also Sept. 5, 1995, for Atlanta against St. Louis)...was the Devil Rays' lone representative at the All-Star Game on July 11 in Atlanta, going 0-for-2 in his fifth Midsummer Classic...**1999:** Batted .310 with 30 doubles, 32 homers and 104 RBI in 144 games...became the second player in ML history to hit 30 homers for four different teams when he went deep on Sept. 19 off Texas' John Burkett...his teammate on the Devil Rays, Jose Canseco, had accomplished the feat earlier in the season...batted .422 in July with 38 hits...it was the highest monthly average during his career and the second-highest hits total (39 in August 1990 with Toronto)...was the AL Player of the Week for May 3-9, batting .462 (12-26) with five homers and 11 RBI...homered in four consecutive games May 4-7, going deep five times and driving in 10 runs...**1998:** Led the expansion Devil Rays with 19 homers, 81 RBI and 79 walks...had his string of 11 straight 20-plus homer seasons snapped...his 33 doubles were the fifth-highest total ever for a player on a first-year team...had four RBI in Tampa Bay's first victory on April 1 (11-8 over Detroit)...was homerless in May, his first homerless month of his ML career...ranked second among AL first basemen with a .995 fielding percentage...**1997:** Spent his final year with Atlanta batting .277 with 22 homers and 97 RBI in 152 games...reached the 1,000-RBI mark for his big league career on Sept. 17 vs. San Francisco...on June 4, he connected for his 200th NL homer (off Montreal's Jeff Juden)...played in three games in the Division Series vs. Houston and in four games of the League Championship Series against Florida, going 9-for-30 with five RBI...led the Braves in runs scored (4) during their Division Series sweep of the Astros...**1996:** Established career highs in RBI (107) and doubles (37) and finished second on the Braves in extra-base hits (66)...hit .295 with 28 home runs...reached the 300-homer mark for his career on May 19 when he went deep off Cincinnati south-paw Chuck McElroy...had a pair of five-hit games - April 30 at Houston and Aug. 24 vs. the Cubs...had 28 RBI in April, tying his one-month career high...in the season's second game, he had a career-high six RBI in a 15-2 victory over San Francisco on April 3...was the NL Player of the Week for May 27-June 2, going 11-for-21 with three homers and five RBI...went to the All-Star Game for the fourth time...in 16 postseason contests against Los Angeles (Division Series), St. Louis (NLCS) and the Yankees (World Series), he had five homers and 16 RBI...during the final three games of the NLCS, in which Atlanta overcame a 3-games-to-1 deficit, he went 6-for-15 with two homers, seven RBI and six runs scored...crossed the plate four times in the series-clinching seventh game...drove in three runs in the Braves' 4-0 victory over the Yankees in Game 2 of the World Series...**1995:** Won a World Series championship ring, as Atlanta defeated Cleveland in six games during the Fall Classic...homered in his first World Series at-bat, going deep in the second inning off Orel Hershiser in the Series opener...also set a World Series record in that contest with 21 total chances, while

CONSISTENT PRODUCTION

MOST CONSECUTIVE YEARS WITH 80-PLUS RBI

Years	Player	Years
17	Hank Aaron	1955-71
15	Fred McGriff	1988-2002
13	Jimmie Foxx	1929-1941
13	Lou Gehrig	1926-1938
13	Willie Mays	1954-1966
13	Billy Williams	1961-1973

his 19 putouts tied a mark set by the New York Giants' George Kelly during Game 6 of the 1923 Series...also homered in Game 3 off Charles Nagy...batted .333 in the postseason (19-for-57) with six doubles, four homers and nine RBI in 14 games...hit two homers and drove in five runs in Game 4 of the Division Series, a series-clinching 10-4 victory over Colorado...had four doubles in the NLCS against Cincinnati, including three in Game 2...dur-

ing the regular season, he tied for the NL lead in games played (144) while batting .280 with 27 homers and 93 RBI...his RBI total ranked ninth in the league...went 4-for-5 with two homers and five RBI on Opening Day (April 26) vs. San Francisco...made his third All-Star Game appearance...**1994:** Reached the 30-homer mark for the seventh straight time during the strike-shortened campaign, hitting 34 homers and driving in 94 runs in 113 games...became the ninth big league player to record seven consecutive 30-homer seasons...finished fourth in the league in homers, RBI, slugging percentage (.623) and total bases (264)...led NL first basemen in total chances (1,077)...in 37 games leading up to the strike, he batted .350 (48-for-137) with 15 homers and 41 RBI...earned All-Star Game MVP honors after hitting a dramatic game-tying two-run homer off Lee Smith in the ninth inning...the NL won the contest at Pittsburgh's Three Rivers Stadium 8-7 in 10 innings...**1993:** Helped spark the Braves to their 104-win season after being acquired from San Diego on July 18 for Melvin Nieves, Donnie Elliott and Vince Moore...appeared in 151 games overall and hit .291 with career highs in homers (37) and runs scored (111) along with 101 RBI...Atlanta went 51-17 after his arrival and averaged 5.8 runs per game...for his efforts, he finished fourth in the NL MVP voting...hit .310 in 68 games for the Braves with 19 homers and 55 RBI...was named the NL Player of the Month for July after batting .413 (33-for-80) with nine homers and 22 RBI...as part of a two-homer contest on July 27 at Colorado's Mile High Stadium, he circled the bases for an inside-the-park round-tripper off Steve Reed in the sixth inning...in the seventh, he hit a conventional homer, again off Reed...hit his fifth career grand slam on Sept. 21 off Montreal's Gil Heredia...recorded his 1,000th career hit on Oct. 2 off Colorado's Gary Wayne...batted .435 during the Braves' six-game NLCS loss to Philadelphia...homered in Game 2 off Tommy Greene for his first career postseason round-tripper...after the season, he won his third Silver Slugger Award and was selected to *The Sporting News'* NL All-Star team...**1992:** Became the second player during the 20th century to win a home run title in both leagues, as his 35 homers led the NL (he topped the AL with 36 in 1989)...the first player to accomplish the feat was Sam Crawford (NL 1901, AL 1908)...received All-Star, Silver Slugger and *The Sporting News* All-Star honors during a campaign in which he hit .286 with 104 RBI for the Padres...finished fourth in the league in RBI and third in slugging percentage (.556)...opened the year by homering in four of his first five games, earning NL co-Player of the Week honors for the first week of the campaign...included during the week was an April 10 grand slam off Los Angeles' John Candelaria...homered in four consecutive games from July 2-5, once again winning league Player of the Week accolades...was voted into the All-Star Game starting lineup, going 2-for-3 with an RBI in his first Midsummer Classic appearance (at San Diego's Jack Murphy Stadium)...**1991:** Appeared in 153 games in his first campaign with the Padres and had 31 homers and 106 RBI...ranked third in the NL with 105 walks, including a league-best 26 intentional walks...hit grand slams in back-to-back games against Houston on Aug. 13 (off Mark Portugal) and Aug. 14 (off Jim Deshaies)...had his first career 14-game hitting streak from April 23-May 9, batting .436 (24-for-55) with six homers and 16 RBI...**1990:** Hit .300 for the first time in his career during his final campaign with Toronto, the eighth-highest mark in the AL...his 35 homers ranked fourth in the league...was hitting .268 on July 30, but batted .345 over his final 60 games...**1989:** Earned Silver Slugger honors for the first time after leading the AL with 36 round-trippers...also was named to *The Sporting News'* postseason all-star team...hit the first-ever homer at SkyDome on June 5, a two-run shot off Milwaukee's Don August...hit his first career grand slam on July 21 off Seattle's Gene Harris...led AL first basemen in total chances (1,592) and double plays (148)...saw action in the postseason for the first time, going 3-for-21 in the ALCS against Oakland...**1988:** Became the Blue Jays' starting first baseman after the departure of Willie Upshaw and batted .282 with 34 homers in 154 games...was second in the AL in homers, slugging percentage (.525) and extra-base hits (73)...hit his second career pinch-homer on May 23 off Milwaukee's Odell Jones...led AL first basemen in fielding percentage (.997)...toured Japan with a Major League all-

A BALANCE OF POWER

200-PLUS HOME RUNS IN BOTH LEAGUES

Player	NL Homers	AL Homers	Total
Frank Robinson	343	243	586
Mark McGwire	220	363	583
Fred McGriff	256	222	478

star team following the season...**1987:** Spent his first full season in the Majors, setting a Toronto rookie record with 20 homers...hit his first ML homer on April 17 off Boston's Bob Stanley...recorded his first career pinch-hit homer on June 28 off Milwaukee's Jay Aldrich...**1986:** Briefly played for the Blue Jays, appearing in three games in May and going 1-for-5...made his ML debut on May 17 vs. Cleveland...singled the next day off the Indians' Don Schulze for his first big league hit...spent most of the season at Triple-A Syracuse, hitting 19 homers in 133 games...led International League first basemen with a .992 fielding percentage...**1985:** Was limited to just 51 games for Syracuse due to a stress fracture of his right ankle...**1984:** Split the campaign between Double-A Knoxville and Syracuse, homering 22 times in 126 games...**1983:** Spent his first season in the Toronto organization after being traded with Dave Collins, Mike Morgan and cash considerations from the Yankees for Dale Murray and Tom Dodd...hit 28 total homers at Single-A Florence (A) and Single-A Kinston...**1982:** Led the Gulf Coast League with nine homers for the Yankees' Rookie-level Bradenton club...tied for the league lead with 41 RBI en route to being named to the GCL's postseason all-star team...**1981:** Made his professional debut with the Yankees' Bradenton affiliate, appearing in 29 games.

PERSONAL: Frederick Stanley McGriff...married to Veronica...they have two children, Erick and Ericka...a 1981 graduate of Tampa's Jefferson High School (FL), where he was an all-league selection...the Tampa native grew up four blocks from Al Lopez Field, the former Spring Training home of the Cincinnati Reds...as a youngster, he sold soft drinks at Tampa Stadium during Buccaneers games...in 2000, he was a finalist for the Roberto Clemente Award...his golf tournament at Tampa's Avila Country Club has raised more than \$1.2 million for pediatric cancer research...also makes numerous visits to the pediatric cancer ward at St. Joseph's Hospital in Tampa...his cousin, Terry McGriff, was a catcher with four Major League teams (Cincinnati, Houston, Florida and St. Louis)...his nephew is the Rockies' Charles Johnson.

FRED McGRIFF'S CAREER BATTING RECORD

YEAR	TEAM	AVG	G	AB	R	H	2B	3B	HR	RBI	SH	SF	HP	BB	SO	SB	CS	E
1981	GCL Yankees	.148	29	81	6	12	2	0	0	9	0	1	1	11	20	0	0	7
1982	GCL Yankees	.272	62	217	38	59	11	1	9	41	1	1	5	48	63	6	0	8
1983	Florence	.311	33	119	26	37	3	1	7	26	1	0	1	20	35	3	0	6
	Kinston	.243	94	350	53	85	14	1	21	56	3	2	6	55	112	3	2	10
1984	Knoxville	.249	56	189	29	47	13	2	9	25	0	3	1	29	55	0	2	10
	Syracuse	.235	70	238	28	56	10	1	13	28	1	1	0	26	89	0	1	3
1985	Syracuse	.227	51	176	19	40	8	2	5	20	1	0	4	23	53	0	0	5
1986	Syracuse	.259	133	468	69	121	23	4	19	74	0	8	4	83	119	0	3	10
	TORONTO	.200	3	5	1	1	0	0	0	0	0	0	0	0	2	0	0	0
1987	TORONTO	.247	107	295	58	73	16	0	20	43	0	0	1	60	104	3	2	2
1988	TORONTO	.282	154	536	100	151	35	4	34	82	0	4	4	79	149	6	1	5
1989	TORONTO	.269	161	551	98	148	27	3	36	92	1	5	4	119	132	7	4	17
1990	TORONTO	.300	153	557	91	167	21	1	35	88	1	4	2	94	108	5	3	16
1991	SAN DIEGO	.278	153	528	84	147	19	1	31	106	0	7	2	105	135	4	1	14
1992	SAN DIEGO	.286	152	531	79	152	30	4	35	104	0	4	1	96	108	8	6	12
1993	SAN DIEGO	.275	83	302	52	83	11	1	18	46	0	4	1	42	55	4	3	12
	ATLANTA	.310	68	255	59	79	18	1	19	55	0	1	1	34	51	1	0	5
1994	ATLANTA	.318	113	424	81	135	25	1	34	94	0	3	1	50	76	7	3	7
1995	ATLANTA	.280	144	528	85	148	27	1	27	93	0	6	5	65	99	3	6	5
1996	ATLANTA	.295	159	617	81	182	37	1	28	107	0	4	2	68	116	7	3	12
1997	ATLANTA	.277	152	564	77	156	25	1	22	97	0	5	4	68	112	5	0	13
1998	TAMPA BAY	.284	151	564	73	160	33	0	19	81	0	4	2	79	118	7	2	6
1999	TAMPA BAY	.310	144	529	75	164	30	1	32	104	0	4	1	86	107	1	0	13
2000	TAMPA BAY	.277	158	566	82	157	18	0	27	106	0	7	0	91	120	2	0	10
2001	TAMPA BAY	.318	97	343	40	109	18	0	19	61	0	2	0	40	69	1	1	9
	CHICAGO (NL)	.282	49	170	27	48	7	2	12	41	0	2	3	26	37	0	1	4
2002	CHICAGO (NL)	.273	146	523	67	143	27	2	30	103	0	5	4	63	99	1	2	7
Major League Totals - 17 years		.286	2347	8388	1310	2403	424	24	478	1503	2	71	38	1265	1797	72	38	159
Minor League Totals - 6 years		.249	528	1838	268	457	84	12	83	279	7	16	22	295	546	12	8	59

THREE-HOMER GAMES AT DODGER STADIUM

In the 41-year history of Dodger Stadium, six players have hit three home runs in a game at the ballpark:

Player	Team	Date
Willie Stargell	Pittsburgh	June 24, 1965
Dave Kingman	Chicago Cubs	May 14, 1978 (15 innings)
Claudell Washington	New York Mets	June 22, 1980
Ken Caminiti	San Diego	July 12, 1998
Shawn Green	Dodgers vs. Montreal	Aug. 15, 2001
Mike Lieberthal	Philadelphia	Aug. 10, 2002

FRED McGRIFF'S CAREER BATTING BREAKDOWN

2002					CAREER					2002					CAREER						
AVG	AB	H	HR	RBI	TEAM	AVG	AB	H	HR	RBI	AVG	AB	H	HR	RBI	TEAM	AVG	AB	H	HR	RBI
.263	19	5	0	2	Arizona	.214	28	6	0	3	-	-	-	-	-	Anaheim	.269	294	79	16	48
.200	20	4	1	1	Atlanta	.246	228	56	14	43	-	-	-	-	-	Baltimore	.235	344	81	16	47
-	-	-	-	-	Chicago	.309	265	82	15	52	-	-	-	-	-	Boston	.334	371	124	14	47
.250	44	11	2	5	Cincinnati	.298	379	113	31	79	.160	25	4	0	4	Chicago	.278	281	78	18	49
.250	24	6	3	6	Colorado	.353	258	91	15	56	-	-	-	-	-	Cleveland	.280	275	77	11	43
.286	21	6	3	8	Florida	.324	318	103	18	62	-	-	-	-	-	Detroit	.304	286	87	12	50
.364	66	24	4	14	Houston	.314	417	131	38	105	-	-	-	-	-	Kansas City	.294	262	77	17	40
.100	20	2	2	4	Los Angeles	.271	347	94	16	56	-	-	-	-	-	Minnesota	.306	265	81	20	56
.322	59	19	3	14	Milwaukee	.227	229	52	8	27	-	-	-	-	-	New York	.278	284	79	19	40
.389	18	7	1	5	Montreal	.285	347	99	17	54	-	-	-	-	-	Oakland	.256	234	60	13	40
.176	17	3	0	0	New York	.267	352	94	13	54	.182	11	2	2	2	Seattle	.265	249	66	21	62
.375	24	9	3	9	Philadelphia	.323	381	123	21	78	-	-	-	-	-	Tampa Bay	-	-	-	-	-
.296	54	16	3	10	Pittsburgh	.248	343	85	16	40	.222	9	2	0	0	Texas	.307	319	98	17	52
.260	50	13	2	8	St. Louis	.265	359	95	22	74	-	-	-	-	-	Toronto	.305	167	51	11	33
.200	20	4	0	1	San Diego	.255	200	51	7	35	.273	238	65	11	51	Home	.283	4052	1147	234	757
.273	22	6	1	10	San Francisco	.294	306	90	22	78	.274	285	78	19	52	Road	.290	4336	1256	244	746
.205	83	17	1	10	March/April	.288	1231	354	62	215	.244	262	64	15	51	Day	.280	2656	745	148	462
.297	101	30	6	25	May	.293	1510	442	86	275	.303	261	79	15	52	Night	.289	5732	1658	330	1041
.277	94	26	7	16	June	.276	1408	388	80	235	.270	504	136	28	96	Grass	.286	5173	1478	281	923
.280	93	26	8	22	July	.300	1414	424	96	281	.368	19	7	2	7	Turf	.287	3215	924	197	580
.286	98	28	6	19	August	.276	1530	422	92	270	.262	302	79	17	55	Pre-ASG	.286	4616	1322	254	804
.296	54	16	2	11	Sept./Oct.	.288	1295	373	62	227	.290	221	64	13	48	Post-ASG	.287	3772	1081	224	699
.125	8	1	0	0	Pinch-Hitting	.128	47	6	2	4	.213	141	30	2	22	vs. LHP	.268	2709	725	121	476
.375	8	3	1	3	DH	.260	527	137	28	79	.296	382	113	28	81	vs. RHP	.295	5679	1678	357	1027

FRED McGRIFF'S CAREER ALL-STAR GAME BATTING RECORD

YEAR	TEAM, SITE	AVG	G	AB	R	H	2B	3B	HR	RBI	SH	SF	HP	BB	SO	SB	CS	E
1992	SAN DIEGO, at SD	.667	1	3	0	2	0	0	0	1	0	0	0	0	0	0	0	0
1994	ATLANTA, at Pit.	1.000	1	1	1	1	0	0	1	2	0	0	0	0	0	0	0	0
1995	ATLANTA, at Tex.	.000	1	3	0	0	0	0	0	0	0	0	0	0	2	0	0	0
1996	ATLANTA, at Phi.	.000	1	2	0	0	0	0	0	0	0	0	0	0	2	0	0	0
2000	TAMPA BAY, at Atl.	.000	1	2	0	0	0	0	0	0	0	0	0	0	1	0	0	0
All-Star Game Totals		.273	5	11	1	3	0	0	1	3	0	0	0	0	5	0	0	0

FRED McGRIFF'S CAREER DIVISION SERIES BATTING RECORD

YEAR	TEAM VS. OPP.	AVG	G	AB	R	H	2B	3B	HR	RBI	SH	SF	HP	BB	SO	SB	CS	E
1995	ATLANTA vs. Col.	.333	4	18	4	6	0	0	2	6	0	0	0	2	3	0	0	0
1996	ATLANTA vs. LA	.333	3	9	1	3	1	0	1	3	0	1	0	2	1	0	1	0
1997	ATLANTA vs. Hou.	.222	3	9	4	2	0	0	0	1	0	0	0	3	2	0	0	0
Division Series Totals		.306	10	36	9	11	1	0	3	10	0	1	0	7	6	0	1	0

FRED McGRIFF'S CAREER LEAGUE CHAMPIONSHIP SERIES BATTING RECORD

YEAR	TEAM VS. OPP.	AVG	G	AB	R	H	2B	3B	HR	RBI	SH	SF	HP	BB	SO	SB	CS	E
1989	TORONTO vs. Oak.	.143	5	21	1	3	0	0	0	3	0	0	0	0	4	0	0	1
1993	ATLANTA vs. Phi.	.435	6	23	6	10	2	0	1	4	0	0	0	4	7	0	0	0
1995	ATLANTA vs. Cin.	.438	4	16	5	7	4	0	0	0	0	0	0	3	0	0	0	0
1996	ATLANTA vs. Stl.	.250	7	28	6	7	0	1	2	7	0	0	0	3	5	0	0	1
1997	ATLANTA vs. Fla.	.333	6	21	0	7	1	0	0	4	0	1	0	2	7	0	0	1
Championship Series Totals		.312	28	109	18	34	7	1	3	18	0	1	0	12	23	0	0	3

FRED McGRIFF'S CAREER WORLD SERIES BATTING RECORD

YEAR	TEAM VS. OPP.	AVG	G	AB	R	H	2B	3B	HR	RBI	SH	SF	HP	BB	SO	SB	CS	E
1995	ATLANTA vs. Cle.	.261	6	23	5	6	2	0	2	3	0	0	0	3	7	1	0	1
1996	ATLANTA vs. NYY	.300	6	20	4	6	0	0	2	6	0	1	0	5	4	0	0	0
World Series Totals		.279	12	43	9	12	2	0	4	9	0	1	0	8	11	1	0	1

FRED McGRIFF'S CAREER HITTING BREAKDOWN BY BALLPARK

BALLPARK	AVG.	AB	H	HR	RBI	BALLPARK	AVG.	AB	H	HR	RBI
Astrodome	.342	155	53	11	37	Arlington Stadium	.317	82	26	2	10
Atlanta Fulton-County Stadium	.291	970	282	58	95	Ballpark in Arlington	.317	63	20	7	16
Bank One Ballpark	.235	17	4	0	1	Cleveland Stadium	.275	80	22	4	10
Busch Stadium	.248	161	40	8	32	Comerica Park	.361	36	13	1	7
Cinergy Field/Riverfront Stadium	.318	198	63	21	48	Comiskey Park (new)	.273	66	18	2	11
Coors Field	.418	91	38	6	24	Comiskey Park (old)	.306	72	22	6	13
County Stadium	.122	82	10	2	4	Edison Int'l Field/Anaheim	.286	154	44	7	22
Dodger Stadium	.250	184	46	5	22	Exhibition Stadium	.256	481	123	29	76
Minute Maid Park/Enron Field	.400	55	22	5	16	Fenway Park	.377	207	78	6	27
Mile High Stadium	.381	42	16	4	9	Jacobs Field	.286	49	14	3	10
Miller Park	.289	38	11	3	6	Kauffman/Royals Stadium	.268	142	38	6	16
Olympic Stadium	.276	174	48	8	30	Kingdome	.317	104	33	14	39
Pacific Bell Park	.308	13	4	1	6	Memorial Stadium	.304	79	24	5	8
PNC Park	.250	44	11	1	5	Metrodome	.291	134	39	9	23
Pro Player Stadium	.333	156	52	11	32	Network Assoc./Oak. Coliseum	.252	127	32	5	22
Qualcomm/Jack Murphy Stadium	.276	771	213	52	151	Oriole Park at Camden Yards	.233	90	21	2	14
Shea Stadium	.279	183	51	10	29	SAFECO Field	.235	51	12	6	13
3Com/Candlestick Park	.242	132	32	7	15	SkyDome	.284	528	150	32	83
Three Rivers Stadium	.196	143	28	5	14	Tiger Stadium	.219	105	23	4	12
Turner Field	.269	342	92	13	61	Tropicana Field	.298	967	288	52	179
Veterans Stadium	.319	191	61	8	31	Yankee Stadium	.312	170	53	13	24
Wrigley Field	.290	459	133	24	100						

FRED McGRIFF'S CAREER FIELDING RECORD

POSITION	PCT	G	PO	A	E	TC	DP
First Base	.992	2154	18,265	1,403	159	19,827	1704

CAREER TRANSACTIONS

- Selected by New York (AL) in the ninth round of the June 1981 First-Year Player Draft.
- Acquired by Toronto with Dave Collins (OF), Mike Morgan (RHP) and cash considerations from New York (AL) for Dale Murray (RHP) and Tom Dodd (OF/C) on Dec. 9, 1982.
- Acquired by San Diego with Tony Fernandez (INF) from Toronto for Joe Carter (OF) and Roberto Alomar (INF) on Dec. 5, 1990.
- Acquired by Atlanta from San Diego for Melvin Nieves (OF), Donnie Elliott (RHP) and Vince Moore (OF) on July 18, 1993.
- Acquired by Tampa Bay from Atlanta for cash considerations on Nov. 6, 1997.
- Acquired by Chicago (NL) with cash considerations from Tampa Bay for Manny Aybar (RHP) and a player to be named later (Jason Smith, INF, on Aug. 6, 2001) on July 27, 2001.
- Signed as a free agent by Los Angeles on Dec. 20, 2002.

DISABLED LIST

- June 5-Aug. 14, 1985 (right ankle stress fracture).

CAREER SINGLE-GAME BESTS

Most Hits:	5 (3 times), last time: Aug. 24, 1996 vs. CHI (NL)	Most Stolen Bases:	1 (40 times), last time: May 15, 2002 at STL
Most RBI:	6, April 3, 1996 vs. SF	Most Walks:	4 (twice), last time: June 9, 2000 vs. FLA
Most Home Runs:	2 (39 times), last time: June 21, 2002 vs. STL	Longest Hitting Streak:	14 games (twice), last time: April 28-May 13, 2000
Most Runs Scored:	4 (10 times), May 16, 1995 vs. COL	Career Grand Slams:	8, last time: Aug. 10, 2001 vs. SF (Fultz)



Guillermo Mota




BATS/THROWS: Right/Right • HEIGHT/WEIGHT: 6-4/210

OPENING DAY AGE: 29 • BORN: July 25, 1973 in San Pedro de Macoris, DR • M.L. SERVICE: 2.156

RESIDES: San Pedro de Macoris, DR • ACQUIRED: Acquired in a four-player trade with Montreal on March 23, 2002

MOTA

CAREER SUMMARY: Returns for his second season with the Dodgers, after being acquired in a spring training trade with Montreal on March 23, 2002 along with outfielder Wilkin Ruan for pitcher Matt Herge and infielder Jorge Nuñez...has pitched in at least 29 Major League games in each of the last four seasons...began his professional career in 1990 as an infielder in the New York Mets' organization...selected by Montreal in the 1996 Rule 5 Draft and was converted to a pitcher in 1997...made his Major League debut on May 2, 1999 vs. St. Louis...recorded his first ML win on June 1, 1999 vs. Arizona with 3.0 scoreless innings.



2002: Enjoyed three tours of duty with the Major League club during the season, compiling a 1-3 record and 4.15 ERA in 43 appearances, covering 60.2 innings...opponents batted just .202 (45-for-223) against him... stranded 22 of 26 inherited runners...started season at Triple-A Las Vegas...overall in three stints with Las Vegas, was 1-3 with one save and a 2.95 ERA in 20 appearances...in 36.2 innings, he allowed 34 hits and eight walks while striking out 38 batters...recalled from Las Vegas for the first time on April 20 when Kevin Brown was placed on the disabled list...in his Dodger debut on April 21 vs. San Diego, pitched a scoreless inning, striking out two...optioned to Las Vegas on April 30 when Brown was reinstated from the DL...recalled from Las Vegas on May 16 when Jesse Orosco was put on the disabled list...retired all six batters he faced and recorded a career-high four strikeouts on May 31 vs. Arizona...during June, was 1-0 with a 2.57 ERA in nine appearances, allowing 12 hits and three walks with 11 strikeouts in 14.0 innings...on June 3 at Colorado, pitched a scoreless inning to pick up his first Major League win since June 17, 2001 vs. Toronto while with Montreal...in 12 appearances from June 11-July 14, posted a 1.47 ERA, allowing three earned runs, nine hits and six walks with 14 strikeouts in 18.1 innings...on June 14 vs. Anaheim, matched career high with 3.0 innings pitched... previously went 3.0 innings on June 1, 1999 at Arizona while with Montreal...on June 23 vs. Boston, tossed 2.1 scoreless innings in Dodgers' 9-6 victory...optioned to Las Vegas on July 28...recalled from Las Vegas on Aug. 26 and matched his season high again by pitching 3.0 innings that night vs. Arizona...started out by pitching 2.0 scoreless innings, but gave up three runs in the 12th to suffer the loss...in final 10 appearances of the season, had five outings in which he hurled 2.0 scoreless innings...retired final 13 batters he faced in 2002...in his first game at Las Vegas, struck out four in 2.1 hitless innings on April 4 vs. Calgary...earned his only save by pitching 2.0 scoreless innings on April 12 vs. Fresno...pitched a season-high 4.0 innings on May 9 at Oklahoma, surrendering no runs on two hits and no walks with five strikeouts...also fanned five in 3.2 innings at Calgary...was 0-0 with a 0.90 ERA while pitching for Cibao in the Dominican Winter League following the season...allowed one run and one walk, while fanning nine in 10.0 innings...**2001:** Appeared in a career-high 53 games for Montreal, despite spending time on the disabled list with a sore right shoulder...pitched a career-high 11.2 scoreless innings from April 8-May 2...had a 1.59 ERA as late as May 12, spanning 20 appearances, before shoulder problems...allowed 10 runs in his final 11 innings in May...rebounded in June to post a 2.08 ERA in 12 games...was placed on the disabled list with right shoulder tendinitis from July 13-Aug. 31...**2000:** Shuttled between Triple-A Ottawa and Montreal five times...was 1-1 with a 6.00 ERA in 29 games with the Expos...established himself as a solid Triple-A closer at Ottawa, going 4-5 with seven saves and a 2.29 ERA in 35 games...ranked in a *Baseball America* survey of league's batters as having the top fastball, better than minor league stars, Ben Sheets, Jon Garland and Matt Anderson...**1999:** Spent most of the season with the Expos, posting a 2-4 record and a 2.93 ERA in his first 51 games at the Major League level...made his Major League debut on May 2, 1999 vs. St. Louis, striking out two in a scoreless inning of work...the first batter he faced was J.D. Drew and he struck him out...notched his first ML win on June 1 vs. Arizona by tossing a season-high 3.0 scoreless innings...helped the Expos establish a franchise record for wins in a

month at 18, when he picked up the win in relief on Aug. 29 vs. Cincinnati...hit a three-run homer off Mark Guthrie on June 9 vs. Boston in his first career at-bat, becoming the 14th pitcher in history to homer in his first Major League at-bat...**1998:** Started the season on the Single-A Jupiter disabled list and finished the campaign as the Double-A Eastern League playoff MVP for Harrisburg...was on the disabled list from April 3-23 with right elbow tendinitis...came off the DL and immediately strung together 14.1 scoreless innings...went 3-2 with a 0.66 ERA in 20 games for Jupiter before being promoted to Harrisburg on July 24...adjusted well to Double-A also, going 2-0 with four saves and a 1.06 ERA in 12 games...during the playoffs with Harrisburg, he notched two saves in the semi-finals vs. Akron and was the winning pitcher in the final game vs. New Britain, as the Senators captured their third consecutive title...was named the MVP of the finals after tossing 7.0 scoreless innings, while striking out nine...**1997:** In his first season in the Montreal organization and first as a pitcher after being selected in the minor league portion of the 1996 Rule 5 Draft, Mota made 25 appearances for Single-A Cape Fear, including the only 23 starts of his professional career...started his pitching career by going 3-1 with a 1.64 ERA with 37 strikeouts and five walks in 38.1 innings...selected to the South Atlantic League midseason all-star team after going 5-5 with a 2.96 ERA in the first half...**1996:** In his final season as a shortstop in the Mets' system, batted .234 while playing for Single-A St. Lucie...**1995:** At Single-A Capital City in the South Atlantic League, led all shortstops in total chances (615) and double plays (66)...**1994:** Named to the Single-A Appalachian League All-Star team as a third baseman as he led the league in at-bats and was fifth in total bases...**1990:** Began his professional career as a shortstop in the Mets' organization, playing in the Dominican Summer League.

PERSONAL: Guillermo Reynoso Mota...attended Jose Joaquin Perez High School in San Pedro de Macoris, DR...plays winter ball in his native country during the offseason...likes to listen to music and play dominoes.

GUILLERMO MOTA'S CAREER PITCHING RECORD

YEAR	TEAM	W-L	ERA	G	GS	CG	SHO	SV	IP	H	R	ER	HR	HB	BB	SO	WP	BK
1997	Cape Fear	5-10	4.36	25	23	0	0	0	126.0	135	65	61	8	4	33	112	1	2
1998	Jupiter	3-2	0.66	20	0	0	2	41.0	18	6	3	0	2	6	27	0	0	
	Harrisburg	2-0	1.06	12	0	0	4	17.0	10	2	0	0	2	6	19	2	0	
1999	Ottawa	2-0	1.89	14	0	0	0	5	19.0	16	6	4	0	1	5	17	0	0
	MONTREAL	2-4	2.93	51	0	0	0	0	55.1	54	24	18	5	2	25	27	1	1
2000	Ottawa	4-5	2.29	35	0	0	0	7	63.0	49	16	16	4	2	31	35	1	0
	MONTREAL	1-1	6.00	29	0	0	0	0	30.0	27	21	20	3	2	12	24	1	1
2001	Ottawa	0-0	2.25	4	0	0	0	0	4.0	1	1	1	1	0	0	4	0	0
	MONTREAL	1-3	5.26	53	0	0	0	0	49.2	51	30	29	9	1	18	31	1	0
2002	Las Vegas	1-3	2.95	20	0	0	1	36.2	34	13	12	1	2	8	38	3	1	
	LOS ANGELES	1-3	4.15	43	0	0	0	0	60.2	45	30	28	4	2	27	49	3	0
Major League Totals - 4 years		5-11	4.37	176	0	0	0	0	195.2	177	105	95	21	7	82	131	6	2
Dodger Totals - 1 year		1-3	4.15	43	0	0	0	0	60.2	45	30	28	4	2	27	49	3	0
Minor League Totals - 6 years		17-20	2.91	130	23	0	0	19	306.2	263	109	99	14	11	85	252	7	3

GUILLERMO MOTA'S CAREER PITCHING BREAKDOWN

2002					CAREER					2002					CAREER						
W-L	S	ERA	G	IP	ER	TEAM	W-L	S	ERA	G	IP	ER	TEAM	W-L	S	ERA	G	IP	ER		
0-1-0	4-11	9	15.1	7	Anizona	1-2-0	3-57	13	22.2	9	0-0-0	1.69	2	5.1	1	Anaheim	0-0-0	1.69	2	5.1	1
-	-	-	-	-	Atlanta	0-2-0	3-07	14	14.2	5	-	-	-	-	-	Baltimore	0-0-0	2.25	4	4.0	1
-	-	-	-	-	Chicago	0-0-0	4-05	6	6.2	3	0-0-0	0.00	1	2.1	0	Boston	0-0-0	0.00	2	4.0	0
-	-	-	-	-	Cincinnati	0-0-0	4-91	5	3.2	2	-	-	-	-	-	Chicago	1-0-0	-	-	-	-
1-1-0	4-32	8	8.1	4	Colorado	1-2-0	4-05	12	13.1	6	-	-	-	-	-	Cleveland	-	-	-	-	
-	-	-	-	-	Florida	0-1-0	3-00	15	15.0	5	-	-	-	-	-	Detroit	-	-	-	-	
0-0-0	0-00	3	3.2	0	Houston	0-0-0	2-16	9	8.1	2	-	-	-	-	-	Kansas City	-	-	-	-	
-	-	-	-	-	Los Angeles	0-0-0	17-18	5	3.2	7	-	-	-	-	-	Minnesota	-	-	-	-	
0-0-0	0-00	2	3.0	0	Milwaukee	0-0-0	3-86	8	7.0	3	-	-	-	-	-	New York	0-0-0	9.82	4	3.2	4
0-0-0	18-00	1	1.0	2	Montreal	0-0-0	18-00	1	1.0	2	-	-	-	-	-	Oakland	-	-	-	-	
-	-	-	-	-	New York	0-2-0	3-66	18	19.2	8	-	-	-	-	-	Seattle	-	-	-	-	
-	-	-	-	-	Philadelphia	1-0-0	5-40	10	8.1	5	0-0-0	6.00	2	3.0	2	Tampa Bay	0-0-0	3.60	4	5.0	2
0-0-0	0-00	1	1.0	0	Pittsburgh	0-0-0	1-50	6	6.0	1	-	-	-	-	-	Texas	-	-	-	-	
0-0-0	13-50	2	2.2	4	St. Louis	0-0-0	3-97	9	11.1	5	-	-	-	-	-	Toronto	1-1-0	9.00	7	7.0	7
0-0-0	6-30	8	10.0	7	San Diego	0-0-0	9-00	13	16.0	16	0-2-0	3-34	20	29.2	11	Home	3-5-0	4-58	83	96.1	49
0-1-0	1-80	4	5.0	1	San Francisco	0-1-0	0-96	9	9.1	1	1-1-0	4-94	23	31.0	17	Road	2-6-0	4-17	93	99.1	46
0-0-0	0-00	2	2.0	0	March/April	0-0-0	1-00	16	18.0	2	0-0-0	5-29	14	17.0	10	Day	2-2-0	4-50	57	62.0	31
0-0-0	3-60	6	10.0	4	May	0-1-0	4-58	33	35.1	18	1-3-0	3-71	29	43.2	18	Night	3-9-0	4-31	119	133.2	64
1-0-0	2-57	9	14.0	4	June	3-3-0	4-08	39	46.1	21	1-3-0	4-06	41	57.2	26	Grass	1-7-0	3-56	95	113.2	45
0-1-0	7-07	12	14.0	11	July	0-2-0	5-67	31	33.1	21	0-0-0	6-00	2	3.0	2	Turf	4-4-0	5-49	81	82.0	50
0-1-0	4-15	2	4.1	2	August	1-1-0	9-82	9	11.0	12	1-0-0	2-61	20	31.0	9	Pre-ASG	3-5-0	3-93	98	110.0	48
0-1-0	3-86	12	16.1	7	Sept./Oct.	1-4-0	3-66	48	51.2	21	0-3-0	5-76	23	29.2	19	Post-ASG	2-6-0	4-94	78	85.2	47
-	-	-	-	-		-	-	-	-	-	-	-	-	-	-	Starter	-	-	-	-	
1-3-0	4-15	43	60.2	28		-	-	-	-	-	-	-	-	-	-	Reliever	5-11-0	4-37	176	195.2	95

GUILLERMO MOTA'S CAREER PITCHING BREAKDOWN BY BALLPARK

BALLPARK	W-L-S	ERA	G	IP	ER	BALLPARK	W-L-S	ERA	G	IP	ER
Astrodome	-	-	-	-	-	Ballpark in Arlington	-	-	-	-	-
Atlanta-Fulton County Stadium	-	-	-	-	-	Comerica Park	-	-	-	-	-
Bank One Ballpark	0-1-0	4.76	7	11.1	6	Comiskey (new)	-	-	-	-	-
Busch Stadium	0-0-0	1.04	6	8.2	1	Edison Int'l Field/Anaheim	0-0-0	0.00	1	2.1	0
Cinergy Field/Riverfront Stadium	0-0-0	5.40	3	1.2	1	Fenway Park	-	-	-	-	-
Coors Field	1-1-0	3.86	6	7.0	3	Jacobs Field	-	-	-	-	-
County Stadium	0-0-0	40.50	2	0.2	3	Kauffman/Royals Stadium	-	-	-	-	-
Dodger Stadium	0-2-0	3.56	22	30.1	12	Metrodome	-	-	-	-	-
Minute Maid Park/Enron Field	0-0-0	0.00	1	1.1	0	Network Assoc./Oak. Coliseum	-	-	-	-	-
Miller Park	0-0-0	0.00	4	5.0	0	Oriole Park at Camden Yards	0-0-0	0.00	2	3.0	0
Olympic Stadium	3-3-0	5.13	63	66.2	38	SAFECO Field	-	-	-	-	-
Pacific Bell Park	0-0-0	0.00	5	4.2	0	SkyDome	0-1-0	18.90	4	3.1	7
PNC Park	0-0-0	0.00	2	2.0	0	Ballpark in Arlington	-	-	-	-	-
Pro Player	0-0-0	1.80	8	10.0	2	Tiger Stadium	-	-	-	-	-
Qualcomm Stadium	0-0-0	8.59	6	7.1	7	Tropicana Field	0-0-0	6.00	2	3.0	2
Shea Stadium	0-2-0	5.40	9	8.1	5	Yankee Stadium	0-0-0	4.50	1	2.0	1
3Com/Candlestick Park	-	-	-	-	-						
Three Rivers Stadium	0-0-0	0.00	2	1.1	0						
Turner Field	0-1-0	3.60	6	5.0	2						
Veterans Stadium	1-0-0	3.18	6	5.2	2						
Wrigley Field	0-0-0	7.36	4	3.2	3						

GUILLERMO MOTA'S CAREER FIELDING RECORD

POSITION	PCT	G	PO	A	E	TC	DP
Pitcher	.974	176	8	30	1	39	5

GUILLERMO MOTA'S CAREER BATTING RECORD

YEAR	TEAM	AVG	G	AB	R	H	2B	3B	HR	RBI	SH	SF	HP	BB	SO	SB	CS	E
1999	MONTREAL	1.000	1	1	1	1	0	0	1	3	0	0	0	0	0	0	0	0
2000	MONTREAL	.000	29	1	0	0	0	0	0	0	0	0	0	0	0	0	0	0
2001	MONTREAL	.333	53	3	0	1	0	0	0	0	0	0	0	0	1	0	0	1
2002	LOS ANGELES	.250	43	4	1	1	0	0	0	0	0	0	0	0	2	0	0	0
Major League Totals- 4 years		.333	126	9	2	3	0	0	1	3	0	0	0	0	3	0	0	1

CAREER TRANSACTIONS

- Signed by New York (NL) as a non-drafted free agent on Sept. 7, 1990.
- Selected by Montreal from New York (NL) in the 1996 Rule 5 Major League Draft.
- Acquired by Los Angeles with Wilkin Ruan (OF) from Montreal for Matt Herges (RHP) and Jorge Nuñez (INF) on March 23, 2002.

DISABLED LIST

- July 13-Aug. 31, 2001 (right shoulder tendinitis).

CAREER SINGLE-GAME BESTS

Low Hit Complete Game:	None	Most Strikeouts:	4, May 31, 2002 vs. ARI
Most Innings Pitched - Starter:	None	Most Walks:	3 (3 times), Sept. 25, 2002 vs. COL
Most Innings Pitched - Reliever:	3.0 (3 times), last time: Aug. 26, 2002 vs. ARI	Longest Winning Streak:	2 games, Sept. 11, 2002-June 17, 2001
		Longest Losing Streak:	3 games (twice), last time: July 19-Sept. 13, 2002

THERE'S SOMETHING ABOUT MAY

All three Los Angeles Dodgers who have collected six hits in a single game have accomplished the feat in the month of May. Willie Davis went 6-for-9 in a 19-inning 7-3 loss against the New York Mets on May 24, 1973. Paul Lo Duca was 6-for-6 in the Dodgers' 11-inning 11-10 win over Colorado on May 28, 2001. Shawn Green's 6-for-6 performance occurred on May 23, 2002 in a 16-3 triumph at Milwaukee.



Hideo Nomo



BATS/THROWS: Right/Right • **HEIGHT/WEIGHT:** 6-2/235

OPENING DAY AGE: 34 • **BORN:** August 31, 1968 in Osaka, Japan • **M.L. SERVICE:** 7.130

RESIDES: Tokyo, Japan • **ACQUIRED:** Signed as a free agent on December 20, 2001

CAREER SUMMARY: Has posted a 98-77 record with a 3.96 ERA in 250 career Major League appearances for Los Angeles, New York (NL), Milwaukee, Detroit and Boston...is one of four pitchers in Major League history to toss a no-hitter in both the National and American League, joining Cy Young, Jim Bunning and Nolan Ryan...also is one of 10 pitchers in ML history to register 200 or more strikeouts in a season in both leagues...has averaged 9.3 strikeouts per nine innings pitched in his Major League career and 10.3 strikeouts per nine innings in his professional career in Japan...his 9.3 strikeouts per nine innings for his career trails only Randy Johnson (11.2) and Pedro Martinez (10.6) among active pitchers with at least 1,000 innings pitched and 100 career decisions...has struck out more batters than innings pitched in five of his eight Major League seasons....made Major League debut on May 2, 1995 at San Francisco and picked up first career win on June 2, 1995 vs. the New York Mets.

2002: Had a triumphant return to the Dodgers, posting a team-leading 16 victories (16-6) with a 3.39 ERA...matched his career-best victory total set in 1996 (16-11)...won his last seven decisions and did not lose after July 16 vs. St. Louis, a span of 14 starts...the club won 22 of his last 26 starts, while Nomo went 14-1 with a 3.24 ERA (62 ER/172.0 IP) over that span...won seven straight from July 26-Sept. 21 to tie his career-best winning streak done two other times, June 2-July 15, 1995 and May 17-July 1, 2002...finished tied for seventh in the NL in wins, tied for the fifth longest winning streak in the NL, tied for fifth in winning percentage (.727), seventh in innings pitched (220.1) and eighth in strikeouts (193)...had 25 quality starts (3 ER or less/6.0 IP or more) in 34 starts, including eight of his last nine...the Dodgers scored a total of seven runs in his six losses, being shut out three times...ran his record to 61-42 with a 3.48 ERA (354 ER/915.0 IP) in 140 starts as a Dodger...he was 7-3 with a 3.89 ERA in 17 home starts and improved to 32-21 with a 3.08 ERA (166 ER/484.1 IP) in 71 career starts at Dodger Stadium...lost his first start back with the Dodgers, 12-0, to the Giants on April 3, allowing four runs on six hits and six walks in 3.0 innings...bounced back to defeat the Giants 3-0 in his next start on April 9 at San Francisco...allowed four hits in 7.2 innings and combined with Jesse Orosco and Eric Gagne on the shutout...lost 1-0 on April 14 at San Diego, allowing one run on four hits in 6.2 innings...struck out 10 batters for the first of three times on May 1 vs. Cincinnati and allowed three earned runs in 8.0 innings in a 4-0 loss...allowed a season-high seven runs (six earned) in 4.2 innings in an 11-3 loss at Florida on May 12 which dropped his record to 2-5...won 14 of his final 15 decisions...won his next seven decisions from May 17-July 1, as he posted a 2.76 ERA (18 ER/58.2 IP) in nine starts...defeated the Brewers 1-0 in Milwaukee on May 22, throwing 6.0 shutout innings and striking out seven...defeated the Brewers again 5-3 on May 27 at Dodger Stadium, despite matching a career high with seven walks...allowed two runs and struck out eight in 7.0 innings...defeated the Red Sox 3-2 on June 21 at Dodger Stadium, allowing one run on five hits in 7.0 innings...his strikeout of Brian Daubach in the third inning was the 1,500th of his career...beat Colorado 5-3 on June 26 at Dodger Stadium, pitching 7.0 innings and allowing just two solo home runs...combined with Paul Quantrill and Eric Gagne to shut out Randy Johnson and the Arizona Diamondbacks 4-0 on July 1 in Phoenix...allowed five hits, walked none and struck out seven in registering his seventh straight win...reached the All-Star break with a 9-5 record and a 3.16 ERA in 18 starts...victimized by three unearned runs in the seventh inning on July 16 vs. St. Louis and lost 9-2, his last loss of the season...allowed two earned runs and struck out eight in the game...won at Cincinnati on July 31, 11-5, allowing two first-inning runs in 6.0 innings pitched...matched a season high with 10 strikeouts on Aug. 5 at Philadelphia, but had no decision in the Dodgers' 7-5 loss...beat Florida 6-2 at Dodger Stadium on Aug. 22, allowing two runs in 7.0 innings...had no decision in the Dodgers' 6-1 win vs. Arizona on Aug. 27, as he left after seven innings with the game tied 1-1, before the Dodgers scored five times in the bottom of the eighth...registered his third 10-strikeout game of the season and his 31st double-digit strikeout game of his career...beat the Astros, 2-1, on Sept. 1 at Houston, allowing just a second-inning home run to Geoff Blum in the second inning in 7.0 innings...defeated the Giants 7-3 on Sept. 11 at Pac Bell Park, running his record to 8-0 with a 1.78 ERA lifetime in games at San Francisco...allowed two runs in 6.2 innings, but did not allow a hit to the last 16 batters he faced (3 walks)...beat San Francisco in his next start on Sept. 16 at Dodger Stadium, 7-6, to move the Dodgers into a tie with the Giants in the wild card race...allowed three runs on five hits in 6.0 innings...picked up his final victory and career-best tying seventh straight win on Sept. 21 at San Diego, 5-3, to improve to 16-6 on the season...allowed the Padres three runs (two earned) in the second inning on a home run by Tom Lampkin, then retired 19 of the next 20 batters...allowed four hits and struck out seven in 8.0 innings...had no decision in his final start of the season, a 6-5 Dodger win vs. San Diego, allowing five runs in 6.0 innings...hit a solo home run in the sixth inning off Jake Peavy to break a 3-3 tie...it was his second career home run (other on April 28, 1998 vs. Milwaukee's Jose Mercedes) and set a franchise



record as he became the fifth different Dodger pitcher to homer in 2002, joining Andy Ashby, Kevin Brown, Omar Daal and Odalis Perez...**2001:** Pitched a 3-0 no-hitter in his first start of the season and in his Boston debut on April 4 at Baltimore, the earliest time in Major League history a no-hitter has been pitched in a season...allowed three walks and struck out 11 in the 110-pitch masterpiece...the no-hitter was the second of his career, the other coming on Sept. 17, 1996 at Colorado while a member of the Dodgers...it was the first no-hitter by a Red Sox pitcher since Dave Morehead on Sept. 16, 1965 and the first pitcher in the Majors since Eric Milton of Minnesota vs. Anaheim on Sept. 11, 1999...it was also the first time a pitcher had tossed a no-hitter in his first start for a team since Wilson Alvarez of the Chicago White Sox at Baltimore on Aug. 11, 1991...named co-winner of the American League Player of the Week award for the week of April 1-8...won 2-0 on April 26 vs. Minnesota, allowing one hit in seven innings, taking a no-hitter into the seventh inning until surrendering a Torii Hunter single...went 3-1 with a 2.40 ERA in five April starts...pitched a one-hitter on May 25 vs. Toronto, striking out a season-high 14 batters and retiring 27 or 28 batters faced...struck out seven consecutive batters from the sixth to eighth innings, one shy of the AL record of eight, set by Roger Clemens, Ron Davis and Nolan Ryan...became the first Major League pitcher to hurl a no-hitter and one-hitter in the same season since Kevin Brown did it for the Florida Marlins in 1997...pitched seven innings and had no decision in the Red Sox 4-3, 18-inning victory on June 5 vs. Detroit...struck out 12 batters and had no decision on June 22 vs. Toronto...also reached double-digits in strikeouts in wins on July 26 vs. Toronto (10) and Sept. 18 vs. Tampa Bay (11)...in all, registered 10 or more strikeouts five times...led the AL with 220 strikeouts...won five straight starts from July 2-26, going 5-0 with a 3.00 ERA to lead the league in wins for the month of July...held opponents to the fifth best batting average allowed (.231) and was sixth best in the league when pitching with runners in scoring position (.225)...**2000:** Signed as a free agent with Detroit and pitched the entire season with the Tigers, striking out a team-high 181 batters...named the Tigers' Opening Day starter and defeated Baltimore 7-4 on April 3 to become the first Japanese pitcher to start an Opening Day game...went 0-3 with a 5.48 ERA in his next eight starts, before winning at Boston on May 21...did strikeout a season-high nine batters in a no decision vs. the Chicago White Sox on April 30...was named the Tigers' Pitcher of the Month for April as he finished the month with a 2.54 ERA, which ranked second in the AL...pitched a scoreless inning of relief in the second game of a doubleheader on June 24 at Cleveland, his second career relief outing...placed on the 15-day disabled list from July 30-Aug. 17 with a strained right hand...returned to action on Aug. 18 and allowed one run in 7.0 innings to pick up a win...pitched a season high 8.0 innings for the fourth time and defeated the Yankees at New York, 12-2, on Sept. 22, while matching a season-high nine batters...was 3-1 with a 3.34 ERA and 30 strikeouts in September to be named the Tigers' Co-Pitcher of the Month along with Jeff Weaver...held left-handers to a .241 batting average, ninth best in the AL and was seventh best against pitching with runners in scoring position (.240)...**1999:** Signed to a minor league contract by Milwaukee on April 29 and went on to lead the Brewers with 12 wins and 161 strikeouts...had gone to spring training with the New York Mets, but was released on March 26...signed a minor league contract with the Chicago Cubs on April 2...made three starts and went 1-1 with a 3.71 ERA for Triple-A Iowa before being granted his release on April 23...made one start and pitched 7.0 shutout innings and picked up a victory for Double-A Huntsville in the Milwaukee organization before having his contract purchased by the Brewers on May 9...started that night at San Francisco and won 3-2, allowing one earned run in 6.1 innings...won five straight decisions from May 31-July 6 while posting a 5.57 ERA during the seven-game stretch...his strikeout of Jay Bell vs. Arizona on Sept. 8 was the 1,000th of his career...the milestone came in his 147th game, making him the third fastest Major Leaguer to reach the 1,000-strikeout plateau behind Roger Clemens (143 games) and Dwight Gooden (145 games)...ranked sixth in the NL by holding opponents to a .212 average when batting with runners in scoring position...collected 12 hits as a batter (12-for-56, .214) to tie a Milwaukee Brewers' record for most hits by a pitcher in a season...**1998:** Split the season pitching for the Dodgers and Mets, following offseason arthroscopic surgery on his right elbow...went 2-7 with a 5.05 ERA in 12 starts for the Dodgers before being traded along with Brad Clontz to the New York Mets for pitchers Dave Mlicki and Greg McMichael on June 4...went 4-5 with a 4.82 ERA in 17 games (16 starts) for the Mets...struck out seven straight batters in his first start of the season, April 3 at Cincinnati, one short of Johnny Podres' club mark of eight set on July 2, 1962 against Philadelphia...retired just two batters in a start on April 18 at Chicago, allowing eight runs (seven earned) in his shortest career outing...did not strikeout out a batter in the game, the first time in 98 career starts...pitched consecutive complete games on April 23 at Milwaukee and April 28 vs. Milwaukee...hit his first career home runs on April 28 off Milwaukee's Jose Mercedes...made his first start with the Mets on June 9 vs. Tampa Bay and had no decision, allowing four runs in 5.0 innings...pitched a complete-game three-hitter on Aug. 26 at San Francisco and struck out 10...made his first career relief appearance on Sept. 27 at Atlanta and pitched 4.0 scoreless innings...**1997:** Posted a 14-12 record and a 4.25 ERA in a team-best 33 starts...also led Dodger

pitchers with 233 strikeouts, 207.1 innings pitched and tied Chan Ho Park for the team lead in wins...ranked fourth in the NL in strikeouts and third with a 10.1 strikeouts per nine innings...became the fastest pitcher in Major League history to record 500 strikeouts when he accomplished the feat in 444.2 innings with a strikeout of Luis Castillo on April 25 at Florida...broke Dwight Gooden's previous mark of 500 strikeouts in 445.1 innings...it took Nomo 66 games to reach the mark and Gooden only 61...went 5-2 with a 2.88 ERA in his first nine starts, including a season-best three-game winning streak from April 30-May 17...threw his only complete game of the season on June 7 vs. St. Louis when he fanned 10 in a 5-2 win...made Major League history in his start on June 18 vs. Anaheim when he and Angels' reliever Shigetoshi Hasagawa became the first players born in Japan to appear in the same game...neither pitcher had a decision in the Dodgers' 7-5 victory...forced out of the game after 3.2 innings on July 26 against Philadelphia when he was hit above the right elbow by a line drive off the bat of Scott Rolen...it was the only hit he allowed...earned the win in his next start on Aug. 1 at Chicago, but gave up a season-high 11 hits, including three home runs, and allowed seven earned runs in the Dodgers' 13-9 win...also allowed three home runs on Sept. 8 vs. Florida...went 4-4 with a 4.01 ERA in his 11 starts after being hit by the line drive on July 26...struck out nine batters on Aug. 28 vs. Oakland to reach the 200 strikeout plateau for the third straight season, matching Dwight Gooden of the New York Mets (1984-86) as the only pitchers in the modern era to fan 200 or more in their first three Major League seasons...pitched exclusively from the stretch in his last three starts, going 1-1 with a 3.86 ERA...underwent arthroscopic surgery on Oct. 7 to remove calcium deposits near his right elbow...the surgery was performed by Dr. Frank Jobe at Centinela Hospital Medical Center...1996: Went 16-11 with a 3.19 ERA in 33 starts and finished fourth in the NL Cy Young Award voting behind Atlanta's John Smoltz, Florida's Kevin Brown and St. Louis' Andy Benes...finished second among NL pitchers in opponents batting average (.216), strikeouts (234), shutouts (2) and was eighth in ERA...pitched the 20th no-hitter in Dodger franchise history and seventh in Los Angeles Dodger history on Sept. 17 at Colorado...became the first and only Major League pitcher to toss a no-hitter in hitter-friendly Coors Field...was forced to pitch from a stretch from the third inning on after a two-hour rain delay made the mound slippery...walked four and struck out eight...it was the first no-hitter by a Dodger since Ramon Martinez threw one on July 14, 1995 vs. Florida...he was the 219th player in Major League history to throw a no-no, the 193rd since 1900...became the first Dodger pitcher to record 200 or more strikeouts in each of his first two seasons and the first Dodger pitcher to register 200 or more strikeouts in back-to-back seasons since Don Sutton in 1972-73...pitched a three-hit 1-0 shutout in the Dodgers' home opener on April 8 vs. Atlanta...it was the first complete-game shutout by a Dodger pitcher in the home opener since Fernando Valenzuela accomplished the feat in 1981 vs. Houston...struck out a career-high 17 batters in his next start on April 13 vs. Florida, a complete-game 3-1 victory, his second career back-to-back complete game outings...became the 25th pitcher in Major League history to strike out 17 or more batters in a game...was named the NL Player of the Week for the week of April 8-14 as he was 2-0 with 23 strikeouts and a 0.50 ERA...earned Co-NL Player of the Week honors for the week of Sept. 16-22 for his no-hitter on Sept. 17...struck out 75 batters over 57.1 innings in eight starts from June 9-July 18...matched a career-high (third time) with seven walks on Aug. 10 at Cincinnati...was 7-3 with a 2.86 ERA in his final 13 starts...named NL Pitcher of the Month for September as he was 3-1 with a 2.03 ERA...allowed five runs on five hits and struck out three in a 5-2 loss in Game Three of the NLCS against Atlanta...the Dodgers were 18-15 in his starts and 16 of his starts were decided by two runs or less...allowed more than four earned runs just once, when he surrendered five runs in five innings on June 30 at Colorado...went 0-0 with a 5.14 ERA over 7.0 innings in two starts for the MLB All-Star team that toured Japan in the offseason...1995: Won NL Rookie of the Year honors as he went 13-6 with a 2.54 ERA in 28 starts...led the Majors with a .182 opponent's batting average and was first in the NL with 236 strikeouts and three shutouts...finished second to Atlanta's Greg Maddux (1.63) in ERA...narrowly won the NL Rookie of the Year Award by defeating Atlanta's Chipper Jones by 14 votes...was the 15th Dodger to win the award and fourth consecutive, joining previous winners Eric Karros (1992), Mike Piazza (1993) and Raul Mondesi (1994)...also named the right-handed pitcher for the Topps' All-Rookie team...allowed just 124 hits over 191.1 innings for an average of 5.83 hits per nine innings, second all time behind Sandy Koufax with a 5.59 average in 1965...signed by the Dodgers as a free agent on Feb. 13, 1995, after retiring from Japanese professional baseball following the 1994 season...became the first Japanese-born player to join a Major League team after playing professionally in Japan's Central or Pacific Leagues...was a five-time all-star for the Kintetsu Buffaloes and led the league in strikeouts and wins in four of the five seasons...earned a no-decision after allowing no runs in 5.0 innings in his Major League debut on May 2 at San Francisco, which the Giants won 4-3 in 15 innings...collected no-decisions in his next four starts, tying him with the New York Mets' Bob Moorehead in 1962 and Oakland's Dave Otto in 1988 for most consecutive no decisions as a starter when beginning a career...earned his first Major League win, a 2-1 victory vs. the New York Mets on June 2, by allowing one run on two hits in 8.0 innings...set a Dodger franchise rookie record by striking out 16 Pittsburgh Pirates on June 14 at Dodger Stadium...the previous mark for most strikeouts by a Dodger rookie was 15 by Karl Spooner from Brooklyn in 1954...the Major League rookie record is 18 set by Montreal's Bill Gullickson in 1980...also set the Dodgers' rookie record for most strikeouts in a season with 236, passing Don Sutton's total of 209 in 1966...Dwight Gooden holds the ML record with 276 for the New York Mets in 1984...set a Dodger record by striking out a total of 50 batters in four consecutive starts from June 14-29, passing Sandy Koufax' 39 strikeouts in a four-game stretch, which he did three times, last time Aug. 1-14, 1965...struck out 13 or more batters five times and 10 or more 11 times in his 28 starts...recorded his first Major League complete game shutout on June 24 vs. San Francisco, 7-0...named the NL Player of the Month for June as he went 6-0 with a 0.89 ERA...became the first rookie to win six games in a month since Cincinnati's Tom Browning in 1985 and Detroit's Mark Fidrych in 1976...started for the NL and fanned three over 2.0 scoreless innings at the All-Star Game at Texas, becom-



NOMO

ing the first player born in Japan to be selected to the mid-summer classic...became the first ML rookie to start the All-Star Game since Fernando Valenzuela in 1981...won seven straight decisions from June 2-July 15, the first Dodger to win seven consecutive games since Orel Hershiser won 11 straight and Fernando Valenzuela and Bob Welch each won eight straight in 1985...collected his first career hit on July 15 vs. Florida off Bobby Witt...did not bat in Japan's Pacific League because of the designated hitter rule...left the games on July 25 at Houston and Aug. 31 vs. New York with a split fingernail on his right middle finger...pitched a one-hitter and struck out 11 on Aug. 5 at San Francisco in the Dodgers' 3-0 win...had a perfect game until he surrendered an infield single to Royce Clayton with one out in the eighth inning...allowed one earned run and fanned 11 to pick up the win on Sept. 30 at San Diego to clinch the NL West Division for the Dodgers...started Game Three of the NLCS at Cincinnati and took the loss as he allowed five runs in five-plus innings of the 10-1 setback...the Dodgers were 19-9 in his starts and Nomo was 8-2 with a 1.73 ERA (19 ER/99.0 IP) in 14 starts at Dodger Stadium...**1994:** Last season pitching for Kintetsu in the Japanese Pacific League and he went 8-7 with a 3.63 ERA before his season was cut short with tendinitis in his right shoulder...finished his Japanese career with 1,204 strikeouts in 1,051.1 innings, registering more strikeouts than innings pitched in all five seasons pitching for Kintetsu...pitched six complete games in his 17 starts and 80 in 134 career starts in Japan (60 percent)...**1993:** Was 17-12 and had a 3.70 ERA with 14 complete games and two shutouts in 32 starts...led the Japanese Pacific League in wins and strikeouts (276)...reached the 1,000 strikeout plateau in his career faster than any other player in the history of professional baseball in Japan...set a Pacific League record after striking out 10 or more batters in five consecutive starts...**1992:** Went 18-8 with a 2.66 ERA in 30 games...led the league with a career-best 18 wins and with 238 strikeouts...threw 17 complete games and a career-best five shutouts...went 0-1 in three games against the Major League All-Star team that toured Japan in October and November, allowing six runs while fanning 11 in eight innings...**1991:** Was 17-11 with a 3.05 ERA, one save, four shutouts and a career-high 22 complete games in 31 outings...led the Japanese Pacific League in wins and strikeouts (287)...**1990:** First season in the majors with Kintetsu following four seasons pitching for Shin-Nitte Tsu in the Industrial League...went 18-8 with a 2.91 ERA for the Buffaloes and led the league in wins, ERA and strikeouts (287)...won the Pacific League's Most Valuable Player Award, Sawamura Award (Japan's Cy Young Award), Rookie of the Year Award and Prime Minister Award...tied a Japanese record for most strikeouts in a game when he fanned 17 on April 29, 1990...was 1-1 in three relief appearances against the Major League All-Star team that visited Japan.

PERSONAL: Hideo Nomo is in his second tour of duty with the Dodgers after signing a two-year contract on Dec. 20, 2001...he and his wife, Kikuko, have two children, Takahiro and Yoshitaka...graduated from Seijo Kogyo High School in 1986...was a member of Japan's national baseball team that won a silver medal at the 1988 Olympics in Seoul, Korea...nicknamed "The Tornado" because of his distinctive pitching delivery...was extremely popular in Japan during his rookie season in 1995 as NHK-TV televised his games on giant big-screen televisions on streets and buildings in high-traffic areas in 13 Japanese cities...a 12-hour TV special on Nomo ran on New Year's Eve in Japan...was greeted by an estimated 1,000 fans at Narita Airport outside of Tokyo when he returned to Japan following his rookie season...on Dec. 1, 1995 he became just the second athlete to receive the honorable Kikuchi Award, given to individuals who are instrumental in introducing the Japanese culture to other countries...appeared on stage with the Eagles at a concert at the Tokyo Dome on Nov. 15, 1995...was selected as the top sports story of 1995 in Japan by Kyodo News Service and The Daily Yomiuri...also selected as the third biggest news event in 1995...participated in the Farmer John Strikeout program in 2002 in which \$100 was donated for each strikeout he recorded, garnering \$19,300 for charity...has appeared in commercials for Jive Coffee, Nike, Toyota and Sumitomo Life Insurance.

HIDEO NOMO'S CAREER PITCHING RECORD

YEAR	TEAM	W-L	ERA	G	GS	CG	SHO	SV	IP	H	R	ER	HR	HB	BB	SO	WP	BK
1990	Kintetsu	18-8	2.91	29	27	21	2	0	235.0	-	-	76	-	-	109	287	-	-
1991	Kintetsu	17-11	3.05	31	29	22	4	1	242.1	-	-	82	-	-	128	287	-	-
1992	Kintetsu	18-8	2.66	30	29	17	5	0	216.2	-	-	64	-	-	117	228	-	-
1993	Kintetsu	17-12	3.70	32	32	14	2	0	243.1	-	-	100	-	-	148	276	-	-
1994	Kintetsu	8-7	3.63	17	17	6	0	0	114.0	-	-	46	-	-	86	126	-	-
1995	Bakersfield	0-1	3.38	1	1	0	0	0	5.1	6	2	2	0	1	1	6	1	0
	LOS ANGELES	13-6	2.54	28	28	4	3	0	191.1	124	63	54	14	5	78	236	19	5
1996	LOS ANGELES	16-11	3.19	33	33	3	2	0	228.1	180	93	81	23	2	85	234	11	3
1997	LOS ANGELES	14-12	4.25	33	33	1	0	0	207.1	193	104	98	23	9	92	233	10	4
1998	LOS ANGELES	2-7	5.05	12	12	2	0	0	67.2	57	39	38	8	3	38	73	4	1
	NEW YORK (NL)	4-5	4.82	17	16	1	0	0	89.2	73	49	48	11	1	56	94	9	3
1999	Iowa	1-1	3.71	3	3	0	0	0	17.0	12	7	7	1	0	12	18	3	0
	Huntsville	1-0	0.00	1	1	0	0	0	7.0	5	0	0	0	0	1	7	0	0
	MILWAUKEE	12-8	4.54	28	28	0	0	0	176.1	173	96	89	27	3	78	161	10	1
2000	DETROIT	8-12	4.74	32	31	1	0	0	190.0	191	102	100	31	3	89	181	16	0
2001	BOSTON	13-10	4.30	33	33	2	2	0	198.0	171	105	99	26	3	96	220	6	0
2002	LOS ANGELES	16-6	3.59	34	34	0	0	0	220.1	189	92	83	26	2	101	293	6	0
Major League Totals - 8 years		98-77	3.96	250	248	14	7	0	1569.0	1351	743	690	189	31	713	1625	91	17
Dodger Totals - 5 years		61-42	3.48	140	140	10	5	0	915.0	743	391	354	94	21	394	969	50	13
Minor League Totals - 2 years		2-2	2.76	5	5	0	0	0	29.1	23	9	9	1	1	14	31	4	0

HIDEO NOMO'S CAREER ALL-STAR GAME PITCHING RECORD

YEAR	TEAM, SITE	W-L	ERA	G	GS	CG	SHO	SV	IP	H	R	ER	HR	HB	BB	SO	WP	BK
1995	LOS ANGELES, at Tex.	0-0	0.00	1	1	0	0	0	2.0	1	0	0	0	0	0	3	0	0
All-Star Game Totals		0-0	0.00	1	1	0	0	0	2.0	1	0	0	0	0	0	3	0	0

HIDEO NOMO'S CAREER DIVISION SERIES PITCHING RECORD

YEAR	TEAM VS. OPP.	W-L	ERA	G	GS	CG	SHO	SV	IP	H	R	ER	HR	HB	BB	SO	WP	BK
1995	LOS ANGELES vs. Cin.	0-1	9.00	1	1	0	0	0	5.0	7	5	5	2	0	2	6	1	0
1996	LOS ANGELES vs. Atl.	0-1	12.27	1	1	0	0	0	3.2	5	5	5	1	0	5	3	0	0
Division Series Totals		0-2	10.39	2	2	0	0	0	8.2	12	10	10	3	0	7	9	1	0

HIDEO NOMO'S CAREER PITCHING BREAKDOWN

2002				CAREER				2002				CAREER									
W-L-S	ERA	G	IP	ER	TEAM	W-L-S	ERA	G	IP	ER	TEAM	W-L-S	ERA	G	IP	ER					
1-0-0	1.23	3	22.0	3	Arizona	2-3-0	3.38	7	45.1	17	0-0-0	7.20	1	5.0	4	Anaheim	2-1-0	2.97	6	39.1	13
0-0-0	7.20	1	5.0	4	Atlanta	3-2-0	3.17	12	76.2	27	-	-	-	-	-	Baltimore	3-1-0	2.93	7	46.0	15
-	-	-	-	-	Chicago	4-5-0	5.54	11	66.2	41	1-0-0	1.29	1	7.0	1	Boston	3-1-0	2.84	4	25.1	8
1-1-0	3.21	2	14.0	5	Cincinnati	5-4-0	4.45	10	62.2	31	-	-	-	-	-	Chicago	1-0-0	2.63	2	13.2	4
1-0-0	3.21	2	14.0	5	Colorado	7-2-0	4.53	13	87.1	44	-	-	-	-	-	Cleveland	1-3-0	8.56	6	27.1	26
1-1-0	6.17	2	11.2	8	Florida	3-10-0	4.67	16	94.1	49	-	-	-	-	-	Detroit	1-2-0	6.65	4	23.0	17
1-0-0	1.93	2	14.0	3	Houston	3-6-0	4.09	14	88.0	40	-	-	-	-	-	Kansas City	2-3-0	4.64	5	33.0	17
-	-	-	-	-	Los Angeles	0-1-0	2.25	2	12.0	3	-	-	-	-	-	Minnesota	1-0-0	5.11	2	12.1	7
2-0-0	1.38	2	13.0	2	Milwaukee	4-1-0	2.09	6	43.0	10	-	-	-	-	-	New York	1-3-0	7.24	6	27.1	22
1-0-0	4.76	1	5.2	3	Montreal	6-1-0	3.26	10	66.1	24	-	-	-	-	-	Oakland	3-1-0	4.11	5	30.2	14
0-0-0	1.50	1	6.0	1	New York	1-3-0	3.68	8	51.1	21	-	-	-	-	-	Seattle	1-1-0	4.13	5	28.1	13
0-0-0	6.92	2	13.0	10	Philadelphia	7-5-0	3.81	18	106.1	45	1-0-0	4.50	1	6.0	3	Tampa Bay	2-1-0	4.75	5	30.1	16
0-1-0	1.50	1	6.0	1	Pittsburgh	5-4-0	3.48	10	67.1	26	-	-	-	-	-	Texas	1-0-0	5.25	4	24.0	14
0-1-0	1.98	2	13.2	3	St. Louis	5-4-0	2.87	12	81.2	26	-	-	-	-	-	Toronto	3-2-0	3.88	10	66.0	28
2-1-0	3.21	4	28.0	10	San Diego	7-4-0	4.25	14	84.2	40	7-3-0	3.89	17	108.2	47	Home	50-37-0	3.59	126	825.1	329
4-1-0	4.21	6	36.1	17	San Francisco	11-3-0	2.63	16	109.2	32	9-3-0	2.90	17	111.2	36	Road	48-40-0	4.37	124	743.2	361
2-3-0	2.35	5	30.2	8	March/April	15-12-0	3.16	34	210.2	74	4-3-0	3.52	10	64.0	25	Day	24-21-0	4.69	70	410.1	214
3-2-0	4.46	6	36.1	18	May	12-16-0	4.50	44	264.0	132	12-3-0	3.34	24	156.1	58	Night	74-56-0	3.70	180	1158.2	476
3-0-0	3.66	5	32.0	13	June	18-12-0	3.96	44	289.0	127	15-6-0	3.30	32	207.1	76	Grass	85-68-0	3.82	216	1369.2	582
3-1-0	2.83	7	47.2	15	July	22-10-0	3.23	44	278.2	100	1-0-0	4.85	2	13.0	7	Turf	13-9-0	4.88	34	199.1	108
1-0-0	3.82	5	33.0	14	August	14-15-0	4.56	42	262.2	133	9-5-0	3.16	18	114.0	40	Pre-ASG	52-41-0	3.75	135	844.1	352
-	-	-	-	-	-	-	-	-	-	-	7-1-0	3.64	16	106.1	43	Post-ASG	46-36-0	4.20	115	724.2	338
-	-	-	-	-	-	-	-	-	-	-	16-6-0	3.39	34	220.1	83	Starter	98-77-0	3.97	248	1564.0	690
-	-	-	-	-	-	-	-	-	-	-	-	-	-	-	-	Reliever	0-0-0	0.00	2	5.0	0

HIDEO NOMO'S CAREER PITCHING BREAKDOWN BY BALLPARK

BALLPARK	W-L-S	ERA	G	IP	ER	BALLPARK	W-L-S	ERA	G	IP	ER
Astrodome	0-3-0	4.67	6	34.2	18	Ballpark in Arlington	1-0-0	4.19	3	19.1	9
Atlanta-Fulton County Stadium	1-0-0	1.35	2	13.1	2	Comerica Park	3-6-0	4.45	15	97.0	48
Bank One Ballpark	2-1-0	1.83	3	19.2	4	Comiskey (new)	1-0-0	3.00	1	6.0	2
Busch Stadium	3-1-0	2.91	5	34.0	11	Edison Int'l Field/Anaheim	1-0-0	1.46	2	12.1	2
Cinergy Field/Riverfront Stadium	2-0-0	4.60	3	15.2	8	Fenway Park	9-3-0	4.26	20	120.1	57
Coors Field	2-1-0	7.14	7	40.1	32	Jacobs Field	1-2-0	7.94	4	17.0	15
County Stadium	6-7-0	3.81	17	111.0	47	Kauffman/Royals Stadium	1-2-0	3.72	3	19.1	8
Dodger Stadium	32-21-0	3.08	71	484.1	166	Metrodome	0-0-0	11.81	1	5.1	7
Minute Maid Park/Enron Field	1-0-0	1.29	1	7.0	1	Network Assoc./Oak. Coliseum	1-1-0	5.84	2	12.1	8
Miller Park	1-0-0	0.00	1	6.0	0	Oriole Park at Camden Yards	2-1-0	2.25	4	28.0	7
Olympic Stadium	4-1-0	3.79	6	40.1	17	SAFECO Field	0-1-0	6.00	1	6.0	4
Pacific Bell Park	3-0-0	2.95	3	21.1	7	SkyDome	1-1-0	5.88	5	26.0	17
PNC Park	0-1-0	1.50	1	6.0	1	Tiger Stadium	1-0-0	2.70	1	6.2	2
Pro Player	0-6-0	5.40	8	43.1	26	Tropicana Field	1-0-0	4.50	1	6.0	3
Qualcomm Stadium	3-3-0	3.92	7	43.2	19	Yankee Stadium	1-3-0	9.56	4	16.0	17
Shea Stadium	2-3-0	4.20	11	64.1	30	-	-	-	-	-	-
3Com/Candlestick Park	5-0-0	1.22	6	44.1	6	-	-	-	-	-	-
Three Rivers Stadium	3-1-0	4.50	4	26.0	13	-	-	-	-	-	-
Turner Field	0-2-0	4.98	6	34.1	19	-	-	-	-	-	-
Veterans Stadium	2-3-0	5.44	8	43.0	26	-	-	-	-	-	-
Wrigley Field	2-3-0	7.22	7	38.2	31	-	-	-	-	-	-

NOMO

HIDEO NOMO'S CAREER FIELDING RECORD

POSITION	PCT	G	PO	A	E	TC	DP
Pitcher	.947	250	94	122	12	228	12

HIDEO NOMO'S CAREER BATTING RECORD

YEAR	TEAM	AVG	G	AB	R	H	2B	3B	HR	RBI	SH	SF	HP	BB	SO	SB	CS	E
1995	LOS ANGELES	.091	28	66	2	6	0	0	0	4	5	1	0	0	33	0	0	3
1996	LOS ANGELES	.133	33	75	1	10	4	0	0	3	10	0	0	2	38	0	0	1
1997	LOS ANGELES	.159	33	69	3	11	5	0	0	2	5	0	0	1	32	0	0	2
1998	LOS ANGELES	.050	12	20	1	1	0	0	1	2	2	0	0	0	6	0	0	0
	NEW YORK	.267	17	30	3	8	0	0	0	3	2	0	0	1	11	0	0	0
1999	MILWAUKEE	.214	29	56	3	12	2	1	0	5	7	0	0	1	22	0	0	0
2000	DETROIT	.000	32	6	0	0	0	0	0	0	0	0	0	0	2	0	0	1
2001	BOSTON	.200	33	5	0	1	0	0	0	0	0	0	0	0	3	0	0	1
2002	LOS ANGELES	.063	34	63	3	4	2	0	1	3	6	0	0	5	32	0	0	4
Major League Totals - 8 years		.136	251	390	16	53	13	1	2	22	37	1	0	10	179	0	0	12

CAREER TRANSACTIONS

- Signed as a non-drafted free agent by Los Angeles on Feb. 13, 1995.
- Acquired by New York (NL) with Brad Clontz (RHP) from Los Angeles for Dave Mlicki (RHP) and Greg McMichael (RHP) on June 4, 1998.
- Signed as a free agent by Chicago (NL) on April 2, 1999.
- Signed as a free agent by Milwaukee on April 29, 1999.
- Signed as a free agent by Detroit on Jan. 21, 2000.
- Signed as a free agent by Los Angeles on Dec. 20, 2001.

DISABLED LIST

- July 30-Aug. 17, 2000 (strained right hand).

CAREER SINGLE-GAME BESTS

Low-Hit Complete Game:	0 (twice), last time: April 4, 2001 at BAL	Most Strikeouts:	17, April 13, 1996 at FLA
Most Innings Pitched - Starter:	9.0 (12 times), last time: May 25, 2001 vs. TOR	Most Walks:	7 (4 times), last time: May 27, 2002 vs. MIL
Most Innings Pitched - Reliever:	4.0, Sept. 27, 1998 at ATL	Longest Winning Streak:	7 games (3 times), last time: July 26-Sept. 21, 2002
		Longest Losing Streak:	5 games, May 9-June 20, 1998



Odalis Perez

BATS/THROWS: Left/Left • HEIGHT/WEIGHT: 6-0/222

OPENING DAY AGE: 25 • BORN: June 11, 1977 in Las Matas de Farfan, DR • M.L. SERVICE: 4.027


RESIDES: Las Matas de Farfan, DR • ACQUIRED: Acquired in a four-player trade with Atlanta on January 15, 2002



CAREER SUMMARY: The left-hander enters his sixth year in the Major Leagues and his second with Los Angeles...acquired by the Dodgers along with outfielder Brian Jordan and pitcher Andrew Brown from Atlanta for outfielder Gary Sheffield on Jan. 15, 2002...enters 2003 with a 26-25 Major League record and a 4.12 ERA...finished 10th in the *Baseball Digest* Pitcher of the Year voting following the 2002 season, in which he went 15-10 with a 3.00 ERA and was selected to his first All-Star team...had his contract purchased from Triple-A Richmond of the Braves' organization on Sept. 1, 1998, and pitched a scoreless inning in Major League debut that night vs. Houston...earned his first Major League victory pitching 5.2 innings allowing two earned runs while striking out seven in the club's 5-3 victory vs. Cincinnati on May 2, 1999.

2002: Had an outstanding first season as a member of the Dodgers, going 15-10 with a 3.00 ERA, lowest amongst L.A.'s starters...his 15 wins were the most by a Dodger left-hander since Fernando Valenzuela went 21-11 in 1986...fin-

ished fourth in the NL ERA race, tied for fifth in complete games with four and sixth in innings pitched with 222.1...also held the opposition to a .226 batting average, ninth best in the NL...his four complete games were the most by a Dodger starter since Kevin Brown registered five in 2000...held the opposition to two earned runs or less in 19 of his 32 starts and walked two or less batters 28 times, including 11 starts without issuing a walk...issued 1.5 walks per nine innings, second in the NL to Arizona's Curt Schilling (1.1)...his mark of 9.07 base runners per nine innings was third best in the Majors, trailing only Schilling and Boston's Pedro Martinez...selected to play in his first Major League All-Star Game and allowed an unearned run, while striking out two in an inning of work in the game held on July 9 at Milwaukee...recorded 51 assists, second in the Majors among pitchers, trailing only Livan Hernandez of San Francisco who had 53...lost 3-0 in his first start for the Dodgers on April 4, allowing three runs in 5.2 innings...had no decision in the Dodgers' 2-1 loss at San Francisco on April 10, allowing one run on a solo home run by Tsuyoshi Shinjo in 6.0 innings...first win as a Dodger was memorable as he went the distance in a 5-2 win at Colorado on April 15...the complete game was the first of his career and just the 43rd in the history of Coors Field (20th by an opponent)...the complete game was the first by a Dodger since Aug. 24, 2001 when Chan Ho Park went the distance in a 4-1 win at Atlanta...defeated the Padres 4-1 at Dodger Stadium on April 20, allowing one run on six hits in 8.2 innings...came within one out of his second consecutive complete game, before surrendering three consecutive singles...won NL Player of the Week honors for the week of April 15-21 as he went 2-0 with a 1.53 ERA in two starts...near perfect in his next start, a 10-0, one-hit shutout at Chicago on April 26...faced the minimum 27 batters and came within nine outs of a perfect game before Corey Patterson led off the seventh inning with a bad-hop infield single...induced the next batter to hit into a double play and then retired the next seven batters...only five balls were hit out of the infield...became the first Dodger since Tim Belcher on July 21, 1990 to face the minimum 27 batters...beat his former team, the Braves, 3-1, on May 8 in Atlanta, allowing one run on five hits in 8.0 innings...in six starts from April 15-May 13, he went 4-0 with a 1.44 ERA (8 ER/50.0 IP)...won a career-high five consecutive decisions from May 29-June 25, posting a 2.03 ERA (10 ER/44.1 IP) in the six starts...defeated the Orioles 10-2 on June 9 at Baltimore, allowing one run on four hits, while striking out a career-high 10 batters...pitched his second one-hitter and third complete game of the season on June 25 vs. Colorado, winning 4-0...the lone hit he surrendered was a single leading off the sixth inning to Bobby Estalella...faced just one batter over the minimum and joined Orel Hershiser (1985) as the only other L.A. Dodger with two one-hitters in the same season...had five-game winning streak snapped when he lost 5-1 at Anaheim on June 30...surrendered all seven hits and five runs to the first nine batters he faced in one-plus innings, then did not allow another hit to the next 20 batters...pitched 7.0 innings, while walking two and striking out four...was 10-4 with a 2.81 ERA in 18 first-half starts and was selected to pitch in his first All-Star Game...allowed one unearned run in 1.0 IP, while fanning two in the game held July 9 at Milwaukee...lost his first four decisions after the All-Star break (July 12-Aug. 6) to drop his record to 10-8...skipped a start in late July and responded by going 5-3 with a 2.42 ERA (21 ER/78.0 IP) over his last 11 starts...allowed three earned runs or less in 10 of his last 11 starts...flirted with a perfect game into the seventh before allowing two runs in a 10-4 win at New York on Aug. 17...surrendered a one-out walk on a check-swing 3-2 pitch to Rey Ordonez in the seventh to snap the perfect game and Mike Piazza hit a 455-foot homer on the next pitch to end the no-hitter and shutout...had no decision in the Dodgers' 4-3 win vs. Atlanta on Aug. 23, allowing the Braves three runs in 7.0 innings, with the game-tying run coming in the seventh after a controversial balk...Perez was ejected from the game following the inning for arguing the balk call...defeated Arizona 1-0 on Aug. 28 at Dodger Stadium, as he pitched 8.0 scoreless innings and slugged his first career home run for the only run of the game...allowed five hits, no walks and fanned four...became the first ML pitcher to win a 1-0 game and hit the game-winning homer since the Dodgers' Bob Welch accomplished the feat on July 17, 1983...pitched his fourth complete game of the season, defeating San Francisco 6-3 on Sept. 19 at Dodger Stadium...allowed seven hits, including a two-out, two-run homer to Reggie Sanders in the ninth inning...was the tough-luck loser on Sept. 24 vs. Colorado, falling 1-0 as he allowed a two-out, run-scoring single to Todd Zeile in the first and did not allow another run in his 8.0 innings pitched...did not walk a batter in the game and struck out eight...**2001:** Was 7-8 with a 4.91 ERA for Atlanta with 71 strikeouts in 95.1 innings in 24 games (16 starts)...compiled a 1-1 record with a 3.00 ERA (6 ER/18.9 IP) against the National League West in four games (three starts)...went 6-7 with a 4.85 ERA in 19 games (16 starts) before going on the disabled list on July 22 with a laceration on his left hand between his thumb and index finger, which required five stitches...he suffered the injury when he tried to field a ground ball on July 21 vs. Montreal...over his last 12 appearances (11 starts) before going on the DL, he went 5-3 with a 3.58 ERA (26 ER in 65.1 innings), including going 5-1 with a 2.88 ERA in 56.1 innings of work with 45 strikeouts during May and June...recalled from his rehabilitation and reinstated from the DL on Sept. 1...was 1-1 with a 5.68 ERA in 6.1 innings pitched over five games (all relief appearances) following his





stint on the disabled list after going 1-0 with a 2.74 ERA in five rehab appearances for Triple-A Richmond, with only two walks and 22 strikeouts in 23.0 innings pitched...in his eight relief outings with Atlanta, he allowed eight earned runs in 8.2 innings pitched (12 H, 5 BB, 5 SO)...missed the remainder of the regular season when he returned on Oct. 5 to the Dominican Republic, where his older half-brother, Tomas, was killed in an automobile accident on Oct. 3...**2000:** Spent entire season rehabbing from 1999 Tommy John surgery on his left elbow...placed on 15-day disabled list April 2 before being transferred to 60-day DL May 5...**1999:** Displayed flashes of potential in his first year as a starter in Atlanta rotation, before having season come to a sudden halt because of a torn medial collateral ligament in his left elbow...underwent successful Tommy John surgery on Aug. 5, performed by Dr. James Andrews in Birmingham, AL...was the second-youngest player in the Majors in 1999, only older than Arizona pitcher Byung-Hyun Kim...in his first start of the year on April 9 against Arizona at 20 years and 10-plus months of age, became the fifth-youngest starting pitcher in Atlanta history...when he beat the Reds, 5-3, May 2 in Atlanta, he became the youngest Brave to win a game since Steve Avery in 1990...allowed only one home run in his first 33.0 IP...made one relief outing, a 1.0 inning scoreless appearance in a 10-4 win at Philadelphia on April 14...longest outing of season occurred on May 28 vs. Dodgers, when he lost a shutout bid on a Raul Mondesi two-run homer...Perez exited game at that point and went on to collect a 4-2 win, pitching 8.1 innings and allowing two earned runs...no-hit the Rockies over the first 6.0 innings on June 2 in Atlanta, but received no decision in a 3-2 loss...allowed two earned runs and struck out seven in 7.0 innings...**1998:** Rapid rise through organization, saw him advance from A-ball in 1997 to Majors in 1998...named to Howe SportsData All-Teen team...served as starter for Double-A Greenville (23 games, 21 starts), before working exclusively in relief for Triple-A Richmond (13 games) and Atlanta (10 games)...his 4.02 ERA at Greenville ranked 10th in Southern League...won three straight outings for the Rookie-level Gulf Coast League Braves with a 1.71 ERA from June 23-July 3 (21.0 IP, 18 H, 4 ER, 3 BB, 25 SO)...fanned 13 in a no-decision at Mobile on July 15 (6.0 IP, 2 H, 1 ER), helping him earn Southern League Pitcher of the Week honors for July 10-16...two starts later, he punched out 13 again in a 2-1 loss vs. Mobile (7.2 IP, 6 H, 2 ER)...had more strikeouts than innings pitched in each of last eight starts (54.1 IP, 76 SO)...promoted to Triple-A Richmond on Aug. 3...held left-handed hitters to a .136 batting average (3-for-22)...compiled a 2.96 ERA for the Richmond Braves (seven earned runs in 24.1 innings)...Atlanta purchased his contract from Richmond on Sept. 1, and he pitched a scoreless inning in Major League debut that night vs. Houston...did not allow any of his eight inherited runners to score with Atlanta...limited right-handed hitters to a .182 batting average (6-for-33), but allowed four hits in eight at-bats against lefties...first batters were 2-for-10 (.200)...was the NL Division Series Game 1 winner in his post-season debut, pitching 0.2 scoreless innings in the top of the 10th vs. Chicago on Oct. 1 at Atlanta in the club's 2-1 victory...struck out former Brave Jeff Blauser and Javy Lopez threw out Mickey Morandini to end the inning...made two relief appearances allowing two runs on five hits in one-third of an inning during the National League Championship Series vs. San Diego...**1997:** Dominated the South Atlantic League, compiling a 1.65 ERA for Single-A Macon in 36 relief appearances, with five saves...fanned 100 in 87.1 innings...allowed no earned runs in his first five games (15.0 IP, 5 H, 1 R, 0 ER, 19 SO)...fired 3.0 scoreless innings and notched the win in a 7-0 victory at Columbus on Aug. 18...ended season with lowest ERA of anyone in Braves' organization (minimum 80.0 IP)...**1996:** Made 10 appearances (six starts) for Single-A Eugene, going 2-1 with 3.80 ERA...struck out 38 in only 23.2 IP...**1995:** Began pro career with GCL Braves...went 3-5 with a 2.22 ERA in 12 games (all starts) with 62 strikeouts in 65.0 innings, including one complete-game shutout...his 2.22 ERA ranked ninth among league leaders.

PERSONAL: Odalis Amadol Perez...single...a 1995 graduate of Damian Davis Ortiz High School in Las Matas de Farfan, Dominican Republic...supported the inaugural Dodgers Charity Golf Invitational in 2002...has participated in community baseball clinics for the Dodgers and the Manny Mota International Foundation...visited schools as part of the *Dodger Jams* program.

ODALIS PEREZ'S CAREER PITCHING RECORD

YEAR	TEAM	W-L	ERA	G	GS	CG	SHO	SV	IP	H	R	ER	HR	HB	BB	SO	WP	BK
1995	GCL Braves	3-5	2.22	12	12	1	1	0	65.0	48	22	16	0	3	18	62	7	3
1996	Eugene	2-1	3.80	10	6	0	0	0	23.2	26	16	10	2	0	11	38	3	0
1997	Macon	4-5	1.65	36	0	0	0	5	87.1	67	31	16	4	5	27	100	3	0
1998	Greenville	6-5	4.02	23	21	0	0	0	132.0	127	67	59	15	2	53	143	4	1
	Richmond	1-2	2.96	13	0	0	0	3	24.1	26	10	8	4	0	7	22	2	0
	ATLANTA	0-1	4.22	10	0	0	0	0	10.2	10	5	5	1	0	4	5	0	0
1999	ATLANTA	4-6	6.00	18	17	0	0	0	93.0	100	65	62	12	1	53	82	5	3
2001	Richmond	1-0	2.74	5	5	0	0	0	23.0	23	7	7	1	0	2	22	0	0
	ATLANTA	7-8	4.91	24	16	0	0	0	95.1	108	55	52	7	1	39	71	2	3
2002	LOS ANGELES	15-10	3.00	32	32	4	2	0	222.1	182	76	74	21	4	38	155	2	3
Major League Totals - 4 years		26-25	4.12	84	65	4	2	0	421.1	400	201	193	41	6	134	313	9	9
Dodger Totals - 1 year		15-10	3.00	32	32	4	2	0	222.1	182	76	74	21	4	38	155	2	3
Minor League Totals - 5 years		17-18	2.94	99	44	1	8	5	355.1	317	153	116	26	10	118	387	19	4

ODALIS PEREZ'S CAREER ALL-STAR GAME PITCHING RECORD

YEAR	TEAM	Site	W-L	ERA	G	GS	CG	SHO	SV	IP	H	R	ER	HR	HB	BB	SO	WP	BK
2002	LOS ANGELES, at Mil.		0-0	0.00	1	0	0	0	0	1.0	2	1	0	0	0	0	2	0	0
All-Star Game Totals			0-0	0.00	1	0	0	0	0	1.0	2	1	0	0	0	0	2	0	0

ODALIS PEREZ'S CAREER DIVISION SERIES PITCHING RECORD

YEAR	TEAM	VS. Opp.	W-L	ERA	G	GS	CG	SHO	SV	IP	H	R	ER	HR	HB	BB	SO	WP	BK
1998	ATLANTA	vs. Chi.	1-0	0.00	1	0	0	0	0	0.2	0	0	0	0	0	0	1	0	0
Division Series Totals			1-0	0.00	1	0	0	0	0	0.2	0	0	0	0	0	0	1	0	0

ODALIS PEREZ'S CAREER LEAGUE CHAMPIONSHIP SERIES PITCHING RECORD

YEAR	TEAM	VS. Opp.	W-L	ERA	G	GS	CG	SHO	SV	IP	H	R	ER	HR	HB	BB	SO	WP	BK
1998	ATLANTA	vs. SD	0-0	54.00	2	0	0	0	0	0.1	5	2	2	0	0	2	0	0	0
Championship Series Totals			0-0	54.00	2	0	0	0	0	0.1	5	2	2	0	0	2	0	0	0

ODALIS PEREZ'S CAREER PITCHING BREAKDOWN

2002				CAREER				2002				CAREER				
W-L	S	ERA	G	W-L	S	ERA	G	W-L	S	ERA	G	W-L	S	ERA	G	
2-2-0	3.00	4	24.0	8	Arizona	2-4-0	4.03	8	38.0	17	1-1-0	4.50	2	14.0	7	
1-0-0	2.40	2	15.0	4	Atlanta	1-0-0	2.40	2	15.0	4	1-0-0	1.13	1	8.0	1	
1-0-0	0.00	1	9.0	0	Chicago	1-1-0	3.00	2	15.0	5	-	-	-	-	-	
0-0-0	1.20	2	15.0	2	Cincinnati	1-0-0	1.74	3	20.2	4	-	-	-	-	-	
3-1-0	2.19	5	37.0	9	Colorado	3-1-0	2.20	7	45.0	11	-	-	-	-	-	
-	-	-	-	-	Florida	0-1-0	11.00	5	9.0	11	-	-	-	-	-	
-	-	-	-	-	Houston	0-2-0	13.00	3	9.0	13	-	-	-	-	-	
-	-	-	-	-	Los Angeles	2-0-0	2.25	3	20.0	5	-	-	-	-	-	
1-0-0	2.57	1	7.0	2	Milwaukee	1-0-0	2.57	1	7.0	2	-	-	-	-	-	
0-1-0	4.50	1	6.0	3	Montreal	1-1-0	4.06	7	31.0	14	-	-	-	-	-	
1-0-0	2.51	2	14.1	4	New York	3-3-0	3.07	12	41.0	14	-	-	-	-	-	
0-0-0	2.57	1	7.0	2	Philadelphia	2-2-0	3.95	8	27.1	12	-	-	-	-	-	
0-1-0	3.38	1	8.0	3	Pittsburgh	1-2-0	4.35	3	20.2	10	-	-	-	-	-	
1-0-0	9.00	1	5.0	5	St. Louis	1-0-0	8.10	2	10.0	9	1-0-0	1.23	1	7.1	1	
1-2-0	5.21	3	19.0	11	San Diego	1-2-0	5.21	3	19.0	11	7-6-0	2.75	17	124.1	38	
1-2-0	4.05	4	26.2	12	San Francisco	1-2-0	5.20	6	36.1	21	8-4-0	3.31	15	98.0	36	
3-1-0	1.64	5	38.1	7	March/April	4-6-0	3.93	15	75.2	33	4-0-0	1.25	5	36.0	5	
2-2-0	3.35	6	40.1	15	May	7-3-0	4.09	16	94.2	43	11-10-0	3.33	27	186.1	69	
4-1-0	2.64	6	44.1	13	June	8-5-0	3.47	17	109.0	42	15-10-0	3.00	32	222.1	74	
1-3-0	7.59	4	21.1	18	July	1-6-0	8.62	10	47.0	45	-	-	-	-	-	
2-1-0	2.05	6	44.0	10	August	2-1-0	2.05	6	44.0	10	10-4-0	2.81	18	128.0	40	
3-2-0	2.91	5	34.0	11	Sept./Oct.	4-4-0	3.53	20	51.0	20	5-6-0	3.24	14	94.1	34	
											15-10-0	3.00	32	222.1	74	
											-	-	-	-	-	
											Starter	25-22-0	4.04	65	401.0	180
											Reliever	1-3-0	5.75	19	20.1	13
											Pre-ASG	20-15-0	3.99	51	295.1	131
											Post-ASG	6-10-0	4.43	33	126.0	62
											Home	14-14-0	3.68	44	242.1	99
											Road	12-11-0	4.73	40	179.0	94
											Day	8-5-0	4.29	18	79.2	38
											Night	18-20-0	4.08	66	341.2	155
											Grass	24-23-0	4.07	74	386.2	175
											Turf	2-2-0	4.67	10	34.2	18
											Pre-ASG	20-15-0	3.99	51	295.1	131
											Post-ASG	6-10-0	4.43	33	126.0	62
											Starter	25-22-0	4.04	65	401.0	180
											Reliever	1-3-0	5.75	19	20.1	13

ODALIS PEREZ'S CAREER PITCHING BREAKDOWN BY BALLPARK

BALLPARK	W-L	S	ERA	G	IP	ER	BALLPARK	W-L	S	ERA	G	IP	ER
Astrodome	0-1-0	10.80	1	5.0	6	Ballpark in Arlington	-	-	-	-	-	-	-
Bank One Ballpark	1-3-0	7.00	5	18.0	14	Comerica Park	-	-	-	-	-	-	-
Busch Stadium	1-0-0	9.00	1	5.0	5	Comiskey Park (new)	-	-	-	-	-	-	-
Cinergy Field/Riverfront Stadium	0-0-0	0.00	1	7.0	0	Edison Int'l Field/Anaheim	0-1-0	6.43	1	7.0	5	-	-
Coors Field	2-0-0	3.60	3	20.0	8	Fenway Park	-	-	-	-	-	-	-
Dodger Stadium	8-6-0	2.71	19	136.0	41	Jacobs Field	-	-	-	-	-	-	-
Minute Maid Park/Enron Field	0-1-0	21.00	1	3.0	7	Kauffman/Royals Stadium	-	-	-	-	-	-	-
Miller Park	-	-	-	-	-	Metrodome	-	-	-	-	-	-	-
Olympic Stadium	0-0-0	3.68	4	14.2	6	Network Assoc./Oak. Coliseum	-	-	-	-	-	-	-
Pacific Bell Park	0-1-0	4.50	2	12.0	6	Oriole Park at Camden Yards	1-0-0	1.13	1	8.0	1	-	-
PNC Park	-	-	-	-	-	SAFECO Field	-	-	-	-	-	-	-
Pro Player Stadium	0-0-0	11.57	2	2.1	3	SkyDome	1-0-0	0.00	1	8.0	0	-	-
Qualcomm/Jack Murphy Stadium	0-0-0	5.40	1	5.0	3	Tropicana Field	-	-	-	-	-	-	-
Shea Stadium	2-1-0	2.25	6	20.0	5	Yankee Stadium	0-1-0	15.43	1	4.2	8	-	-
3Com Park/Candlestick Park	0-0-0	17.18	1	3.2	7								
Turner Field	8-8-0	4.43	28	126.0	62								
Veterans Stadium	1-1-0	7.71	4	7.0	6								
Wrigley Field	1-0-0	0.00	1	9.0	0								

ODALIS PEREZ'S CAREER FIELDING RECORD

Position	PCT	G	PO	A	E	TC	DP
Pitcher	.982	84	32	80	2	114	4

ODALIS PEREZ'S CAREER BATTING RECORD

YEAR	TEAM	AVG	G	AB	R	H	2B	3B	HR	RBI	SH	SF	HP	BB	SO	SB	CS	E	
1998	ATLANTA	.000	10	0	0	0	0	0	0	0	0	0	0	0	0	0	0	0	
1999	ATLANTA	.133	18	30	1	4	0	0	0	3	4	0	0	0	10	0	0	0	
2000	ATLANTA	Injured - Did Not Play																	
2001	ATLANTA	.192	24	26	1	5	1	0	0	1	2	0	1	1	6	0	0	0	
2002	LOS ANGELES	.156	32	64	5	10	5	0	1	4	10	0	0	1	13	0	0	2	
Major League Totals - 5 years		.158	84	120	7	19	6	0	1	8	16	0	1	2	29	0	0	2	

CAREER TRANSACTIONS

- Signed as a non-drafted free agent by Atlanta on July 2, 1994.
- Acquired by Los Angeles with Brian Jordan (OF) and Andrew Brown (RHP) from Atlanta for Gary Sheffield (OF) on Jan. 15, 2002.

DISABLED LIST

- July 23-end of season, 1999 (left elbow sprain).
- April 4-end of season, 2000 (left elbow surgery).
- July 21-Aug. 31, 2001 (left hand laceration).

CAREER SINGLE-GAME BESTS

Low-Hit Complete Game:	1 (twice), last time: June 25, 2002 vs. COL	Most Strikeouts:	10, June 9, 2002 at BAL
Most Innings Pitched - Starter:	9.0 (4 times), last time: Sept. 19, 2002 vs. SF	Most Walks:	7, June 14, 1999 at HOU
Most Innings Pitched - Reliever:	3.0, Sept. 22, 2001 vs. NYM	Longest Winning Streak:	5 games, May 29-June 25, 2002
		Longest Losing Streak:	5 games, June 14, 1999-April 5, 2001



Paul Quantrill



BATS/THROWS: Left/Right • HEIGHT/WEIGHT: 6-1/198

OPENING DAY AGE: 34 • BORN: November 3, 1968 in London, Ontario, Canada • M.L. SERVICE: 10.018
RESIDES: Tarpon Springs, FL • ACQUIRED: Acquired in a four-player trade with Toronto on December 13, 2001

CAREER SUMMARY: Enters his 12th season in the Majors, having compiled a 57-68 mark, a 3.80 ERA and 19 saves in 616 games (64 starts) and 1,014.0 innings of work...led the American League in 2001 and the Major Leagues in 2002 in appearances...finished his career with Toronto in 2001 ranked fourth on the Blue Jays' all-time games pitched list at 386 games, a list led by Duane Ward with 452 appearances...set the record for most appearances by a Canadian-born pitcher with 86 in 2002, breaking his own mark of 82 set in 1998...initially became the record holder in 1997 when he appeared in 77 contests, surpassing the 65 appearances by John Hiller for the Detroit Tigers in 1973...the 82 games played in by Quantrill in 1998 also marked the second highest single season total in Toronto club history...promoted to Boston on July 19, 1992 and won his Major League debut on July 20 at Kansas City entering a 3-3 tie and pitching 2.2 scoreless innings...earned first ML save on Oct. 4, 1992 vs. New York...collected first Major League hit on May 29 vs. Los Angeles off Pedro Astacio.

2002: The veteran right-hander lived up to his reputation as one of the game's busiest relievers as he led the Major Leagues with a career-high 86 appearances, which ranks second on the Dodgers' all-time single-season list behind Mike Marshall (106 in 1974)...this came one season after topping the American League with 80 games pitched for Toronto...his previous career high was 82 appearances for the Blue Jays in 1998...was 5-4 with one save and a 2.70 ERA in 76.2 innings...tied Minnesota's J.C. Romero for the Major League lead with 33 holds...surrendered just one home run all season, that to the Chicago Cubs' Fred McGriff on May 3...allowed just five of 26 inherited runners to score...after going 0-2 with a 5.40 ERA in 14 April games, was 5-2 with a save and a 2.13 ERA the rest of the season...in final 17 outings, was 2-0 with a 1.29 ERA (2 ER/14.0 IP)...in 13 June appearances, posted a 0.87 ERA, yielding just one earned run, five hits and one walk in 13 outings, covering 10.1 innings...pitched a 1-2-3 inning in his Dodger debut on April 3 vs. San Francisco...hurled season-high 2.1 innings, yielding no hits and striking out three, on April 4 vs. San Francisco...in seven appearances from April 16-25, gave up no runs on four hits with five strikeouts in 5.2 innings...did not allow a run in 11 straight outings from May 5-24, a span of 12.0 innings...in 16 games from June 3-July 7, was 1-0 and did not surren-

der a run, giving up seven hits and two walks with 11 strikeouts in 12.2 innings...July 6 at St. Louis, pitched a scoreless inning to earn his first win since Sept. 30, 2001 at Tampa Bay while with Toronto...pitched in career-high five straight games from July 31-Aug. 4...appeared in 17 games during August to tie Arizona's Mike Koplove for the most in the Major Leagues for the month...in nine outings from Aug. 3-18, was 1-0 with one save and did not allow an earned run in 7.0 innings...Aug. 3 at Philadelphia, hurled a scoreless 12th inning to collect his first save as a Dodger and his first save since Oct. 6, 2001 at Cleveland...was credited with his third win on Aug. 10 vs. Philadelphia after hurling a 1-2-3 eighth inning...in 13 outings from Aug. 23-Sept. 17, did not allow an earned run, a span of 10.1 innings...on Sept. 6 vs. Houston, hurled a 1-2-3 eighth inning to earn the victory...on Sept. 17 vs. San Francisco, matched his career high by making his 82nd appearance of the campaign, pitching a scoreless inning...set a new career high in games pitched the following night vs. San Francisco...picked up his fifth win on Sept. 22 vs. San Diego by tossing a scoreless frame...during September, was 2-0 with a 1.69 ERA in 12 appearances (10.2 innings)...**2001:** Was 11-2 with a 3.04 ERA in 80 games for the Toronto Blue Jays...matched his career high in wins (11)...led the Major Leagues in wins by a reliever and was first in the American League in appearances (80)...tied for third most relief wins in club history with Dennis Lamp (Mark Eichhorn - 14, Jeff Musselman - 12)...second among AL relievers in fewest walks per nine innings (1.30), third in relief innings (83.0) and tied for sixth in holds (21)...allowed just five unintentional walks and 12 overall in 83 innings of work...opened season by pitching 23.0 consecutive scoreless innings over 17 games...Toronto club record for reliever is 26.2 by Tom Henke in 1989...allowed his first runs of the season on May 10 when Oakland's Miguel Tejada hit a three-run home run...won his first five decisions of the season...appeared in four games over four days, May 30-June 2...at the All-Star break, was 7-2 with one save and a 2.13 ERA...selected to his first All-Star Game...pitched 0.1 inning and allowed two hits and an earned run...was 4-0 after the All-Star break with one save and a 4.45 ERA...on July 25 in Boston, made his 500th career appearance and earned the 50th win of his career...was 1-0 with a 0.66 ERA in 14 August games...earned his 10th win on Aug. 9 at Seattle after stranding the bases loaded...pitched a season-high 3.1 innings on Aug. 30 in New York and stranded the bases loaded...in last 14 games, had seven holds...earned 11th and final win of the season on Sept. 30 in Tampa Bay...finished season with five scoreless innings and earned second save on Oct. 6 in Cleveland...stranded 38 of 55 inherited runners...entered eight games with bases loaded and stranded all runners on five occasions and 18 of 24 runners overall...was 3-1 at home with two saves and a 5.06 ERA and 8-1 with a 1.38 ERA on the road...was part of three combined shutouts for the Blue Jays...**2000:** Was 2-5 with a save and a 4.52 ERA in 68 games in his fifth season with Toronto...was tied for the team lead in appearances with Billy Koch...it marked the third time he had led the Blue Jays in games...recorded the first of a team-leading 13 holds in his season debut with 2.0 scoreless innings on April 3 vs. Kansas City...struggled in April, posting a 5.68 ERA in 10 games...in May, was 0-2 with a save and a 3.00 ERA...on May 10 vs. Baltimore pitched 3.2 scoreless innings to earn his first save since Sept. 25, 1998 vs. Boston...the 3.2 innings pitched was a season high...in June, posted a season best ERA of 1.80 in 13 games...from June 7-29 he allowed one earned run in 11.2 innings...recorded five holds in June with three in four outings from June 6-12...opened July by losing three straight appearances, July 4 at Cleveland was tagged for seven earned runs to match his career high done once previously on Sept. 16, 1996 in start vs. New York...was the fourth time to allow seven runs...following the three losses, allowed only two earned runs over the next 10 outings (11.0 innings)...collected his first win of the season on July 20 vs. Tampa Bay with a scoreless inning...his second win came on Aug. 4 in a 10-8 victory over Texas...in Aug. 2 was 1-0 with an ERA of 8.10...on Sept. 7, made his 300th Blue Jays appearance and tossed a scoreless inning against Seattle...in September, allowed runs in three of nine games and posted an ERA of 3.55...opponents hit .298 with seven home runs, right-handed batters hit .296 with one home run while lefties hit .299...at home was 2-1 with a save and an ERA of 3.14 in 34 games...was 0-4 on the road with a 5.98 ERA...**1999:** Was 3-2 in 41 games with a 3.33 ERA...did not pitch for Toronto until June 15 as he recovered from a fractured right femur suffered Jan. 6 in a snow-mobile accident...a rod was inserted during surgery on January 9, 1999...was on the 15-day disabled list to start the season and transferred to the 60-day DL on May 7...joined Dunedin on a medical rehabilitation assignment on June 15...appeared in five games and was 0-1 with a 4.50 ERA in 6.0 innings...joined Syracuse (Triple-A) where he had two scoreless outings (2.0 IP)...returned from rehab assignment on June 13 and was activated June 15...appeared in nine June games and was 0-1 with a 2.53 ERA...in July, was 1-0 with a 1.46 ERA in 11 games...first win of the season came on July 10 in Montreal...appeared in 10 August games and posted an ERA of 3.65...had eight holds, three of which came in September...was 2-1 in Sept./Oct...had 10 outings of 2.0 innings or more...worked a season-high 2.1 innings on Sept. 25 vs. Cleveland...opponents hit .282, left-handed batters hit .261 and right-handed batters hit .294...**1998:** Was 3-7 with a career-high seven saves and a 2.59 ERA...was second in the AL with a then career-high 82 appearances and posted 27 holds to tie for the league lead with teammate Dan Plesac...his 82 appearances were the most ever by a Canadian-born pitcher in a single season, surpassing his own record of 77 games in 1987, until he passed it with 86 games in 2002...the 2.59 ERA was fourth among AL relievers...opened the season going 0-1 with one save and a 2.60 ERA in April...first save of the season came on April 14 at Texas, 2.0 scoreless innings (three strikeouts)...did not record a decision or save in May after posting a 2.63 ERA and striking out 15 batters in 13.2 innings...next two decisions were loss-





es on June 9 in Miami against the Marlins and June 15 in Tampa Bay against the Devil Rays...first win of the season came on July 5 vs. Tampa Bay in Toronto (0.1 IP)...from July 19-Aug. 23 did not allow an earned run in 19 consecutive outings covering a span of 16.0 innings...over the scoreless streak his ERA went from 3.04 to 2.34...during the stretch was 1-0 with three saves and three holds...after starting the season 1-for-6 in save opportunities he converted five of the last eight...collected third win on Sept. 6 vs Boston, but was ejected by home plate umpire Dale Scott...recorded five holds in his final eight outings...was ninth in the AL in relief innings (80.0)...retired 52-of-82 first batters faced...at home was 3-0 with three saves and a 3.27 ERA (15 ER/41.1 IP) and on the road was 0-4 with four saves with an ERA of 1.86 (8 ER/38.2 IP)...stranded 44 of 70 inherited runners...made nine outings of at least 2.0 innings...**1997:** Set what was an all-time record for single season appearances by a Canadian born pitcher at 77 games, record had been held by John Hiller with 65 appearances for the Detroit Tigers in 1973...the 77 games were tied for the third most in the AL...finished fourth among AL relief pitchers in ERA at 1.94...was 6-7 with a then career high five saves...started the season allowing one run in in each of the first two games and then from April 15-26 was 3-0 in six games with a 0.00 ERA (10.2 IP)...finished April 3-2 with a 2.09 ERA and retired 9-of-9 batters while stranding all five inherited runners...won fourth game on May 3 vs Minnesota despite being charged with a blown save...converted next four save opportunities from May 8-June 14...threw a season high 3.2 innings on May 18 vs Cleveland...did not allow an earned run from May 26 to June 25, a stretch of 14.2 innings over 14 games as ERA fell to a season-low 1.43...in nine games against Boston was 0-1 with a 5.79 ERA (6 ER, 9.1 IP), against all other opponents was 6-6 with five saves and a 1.47 ERA...in June, was 0-0 with a 1.32 ERA...suffered third loss of the season on July 27 against Kansas City...allowed earned runs in one of 16 games in August and posted a 1.37 ERA (3 ER, 1.2 IP)...in September recorded five holds to finish the year with 16...finished the season with seven straight scoreless outings (6.0 IP)...with runners in scoring position opponents hit just .176 (19-for-108)...prior to the All-Star break was 4-2 with four saves and a 1.64 ERA, post All-Star was 2-5 with one save and a 2.25 ERA...**1996:** Was 5-14 with a 5.43 ERA in first season with Toronto...started the season 0-4 after six starts...in April was 0-3 with an 8.17 ERA after allowing nine home runs in 25.1 innings...April 15 walked a career-high five batters in a 5-1 loss in Anaheim...won first game on May 9 at Texas retiring nine batters in order, allowing one earned run in 5.1 innings...was one of two Toronto wins vs Texas all season...won his next outing on May 11, pitching a scoreless inning in relief vs Boston- first relief appearance after seven straight starts...started next nine games going 2-4...on July 2 moved to bullpen with a record of 3-9, 6.27 ERA...pitched a season-high 5.2 innings in relief on Aug. 20 at Kansas City, allowing just two hits 17 relief appearances before serving as an emergency starter for Juan Guzman (appendectomy) on Sept. 3...earned fifth win in that start with 6.0 shutout innings at New York...the win ended a career-high six game losing streak...finished the season in the starting rotation going 1-1 in four starts...finished 4-10, 6.29 ERA as a starter and 1-4, 2.76 ERA in relief...allowed 27 home runs, of which 18 were of the one-run variety, in 134.1 innings, one every 4.98 innings...career average was one homer every 10.38 innings through 1995 (41 HR/425.2 IP)...in 47.2 post-All-Star innings, allowed just six round-trippers, one every 7.87 innings, pre All-Star was one every 4.13 at bats...was 4-9, with a 6.13 ERA pre-All-Star break and 1-4 with a 4.15 ERA after...**1995:** Led the Phillies with a career-high 11 wins, 29 starts and 179.1 innings pitched; second on club with career-high 103 strikeouts...finished seventh in the NL with 2.2 walks per nine innings pitched...had seven starts without a walk and nine with just one...started and won home opener on April 28 vs. Pittsburgh tossing 6.0 shutout innings...collected first Major League hit on May 29 vs. Los Angeles off Pedro Astacio...combined with Heathcliff Slocumb on a six-hit shutout at Los Angeles on June 9...lasted 0.2 innings on June 29 vs. Cincinnati after being hit above left knee with a line drive off the bat of Thomas Howard...won three straight, twice: April 28-May 14 and June 9-24...made first relief appearance on July 23 vs. St. Louis...in four games in relief (7.0 innings), was 1-0, 0.00 ERA...threw a season-high 8.0 innings three times- June 9 at Los Angeles, July 26 vs Pittsburgh, Sept. 20 vs Florida...set career-high for strikeouts on Sept 20 vs Florida with eight...**1994:** Only Red Sox victory came on April 11 at Kansas City in relief...used exclusively in relief (17 games) for Sox...injured right index finger in a May 3 brawl vs. Seattle...traded to the Phillies on May 31...made NL debut on June 3 for the Phillies in Houston but left after 1.2 innings with a contusion to the right thigh...earned first NL win on June 7 vs. the Cubs and his first save on June 9 vs. St. Louis...made one start replacing Shawn Boskie on July 2 -first start since Oct. 1, 1993 vs. Milwaukee...optioned to Triple-A Scranton on July 23 where he made eight starts...threw a six-hit shutout Aug. 27 vs. Pawtucket...**1993:** First full Major League season...made first ML start on May 8 at Milwaukee in a 6-3 loss...14 of 49 games were starts...first win as a starter came on June 22 vs Minnesota, 4-2...threw only ML complete game to date, a two-hit shutout at Seattle on July 4...run support of 2.71 was lowest among Red Sox starters...prevented team best 31 of 36 inherited runners to score (.861)...**1992:** At Pawtucket, appeared in 19 games making 18 starts with four complete games...promoted to Boston on July 19 for the remainder of the season...won Major League debut on July 20 at Kansas City entering a 3-3 tie (2.2 IP, 2 H, 3 SO)...only home run allowed in 27 games (49.1 IP) was by Juan Gonzalez in the 10th inning vs. Texas, July 28...earned first ML save on Oct. 4 vs. New York...**1991:** Was promoted from New Britain to Pawtucket of the International League (Triple-A) on May 8...threw a 5-0, three-hit shutout in his Triple-A debut on May 11 at Richmond...led Pawtucket in wins with 10 and was tied for the International League lead with six complete games...named team most valuable pitcher...**1990:** Opened the season with Winter Haven, but was promoted to New Britain of the Eastern League...finished third in the Eastern League among starters allowing just 1.42 walks per 9.0 innings pitched...**1989:** Appeared in two games with the Rookie-level Gulf Coast Red Sox before joining the Elmira Pioneers of the New York-Penn League...pitched in Red Sox Hall of Fame Game at Cooperstown, going 6.0 innings, allowing five hits and one run...threw five complete games in just seven starts...co-winner of the Tony Latham Memorial Award presented for enthusiasm during the Red Sox Florida Instructional League.

QUANTIFILL

PERSONAL: Paul John Quantrill (pronounced KWON-trill)...married to Alyson...resides in Tarpon Springs, FL with his wife and two children, son Cal (8) and daughter Reese Jayne (5)...participated in the Manny Mota International Foundations baseball festival in 2002...graduated from Okemos High School in Michigan...attended the University of Wisconsin where he was named 1987 Rookie of the Year and in 1989 the Top Pitcher and team MVP.

PAUL QUANTRILL'S CAREER PITCHING RECORD

YEAR	TEAM	W-L	ERA	G	GS	CG	SHO	SV	IP	H	R	ER	HR	HB	BB	SO	WP	BK
1989	GCL Red Sox	0-0	0.00	2	0	0	0	2	5.0	2	0	0	0	0	5	0	0	
	Elmira	5-4	3.43	20	7	5	0	2	76.0	90	37	29	5	6	12	57	1	2
1990	Winter Haven	2-5	4.14	7	7	1	0	0	45.2	46	24	21	3	0	6	14	3	0
	New Britain	7-11	3.53	22	22	1	1	0	132.2	148	65	52	3	4	23	53	3	2
1991	New Britain	2-1	2.06	5	5	1	0	0	35.0	32	14	8	2	1	8	18	0	0
	Pawtucket	10-7	4.45	25	23	6	2	0	155.2	169	81	77	14	4	30	75	2	2
1992	Pawtucket	6-8	4.49	19	18	4	1	0	119.0	143	63	59	16	4	20	56	1	1
	BOSTON	2-3	2.16	27	0	0	0	1	49.1	55	18	12	1	1	15	24	1	0
1993	BOSTON	6-12	3.91	49	14	1	1	1	138.0	151	73	60	13	2	44	66	0	1
1994	Scranton/Wilkes-Barre	3-3	3.47	8	8	1	1	0	57.0	55	25	22	5	2	6	36	1	0
	BOSTON	1-1	3.52	17	0	0	0	0	23.0	25	10	9	4	2	5	15	0	0
1995	PHILADELPHIA	2-2	6.00	18	1	0	0	1	30.0	39	21	20	3	3	10	13	0	2
	PHILADELPHIA	11-12	4.67	33	29	0	0	0	179.1	212	102	93	20	6	44	103	0	3
1996	TORONTO	5-14	5.43	38	20	0	0	0	134.1	172	90	81	27	2	51	86	1	1
1997	TORONTO	6-7	1.94	77	0	0	0	5	88.0	103	25	19	5	1	17	56	1	0
1998	TORONTO	3-4	2.59	82	0	0	0	7	80.0	88	26	23	5	3	22	59	1	0
1999	Dunedin	0-1	4.50	5	4	0	0	0	6.0	5	3	3	1	0	1	2	0	0
	Syracuse	0-0	0.00	2	0	0	0	0	2.0	1	0	0	0	0	0	1	0	0
2000	TORONTO	3-2	3.33	41	0	0	0	0	48.2	53	19	18	5	4	17	28	0	0
	TORONTO	2-5	4.52	68	0	0	0	1	83.2	100	45	42	7	2	25	47	1	0
2001	TORONTO	11-2	3.04	80	0	0	0	2	83.0	86	29	28	6	6	12	58	0	0
2002	LOS ANGELES	5-4	2.70	86	0	0	0	1	76.2	80	27	23	1	3	25	53	0	0
Major League Totals-11 years		57-68	3.80	616	64	1	1	19	1014.0	1164	485	428	97	35	287	638	5	7
Dodger Totals-1 year		5-4	2.70	86	0	0	0	1	76.2	80	27	23	1	3	25	53	0	0
Minor League Totals-6 years		35-40	3.85	115	94	19	5	4	634.0	691	312	271	49	21	106	317	11	7

PAUL QUANTRILL'S CAREER ALL-STAR GAME PITCHING RECORD

YEAR	TEAM, Site	W-L	ERA	G	GS	CG	SHO	SV	IP	H	R	ER	HR	HB	BB	SO	WP	BK
2001	TORONTO, at Sea.	0-0	27.00	1	0	0	0	0	0.1	2	1	1	0	0	0	0	0	0
All-Star Game Totals		0-0	27.00	1	0	0	0	0	0.1	2	1	1	0	0	0	0	0	0

PAUL QUANTRILL'S CAREER PITCHING BREAKDOWN

2002				CAREER				2002				CAREER									
W-L	S	ERA	G	W-L	S	ERA	G	W-L	S	ERA	G	W-L	S	ERA	G						
0-1-0	13-50	7	4.0	6	Arizona	0-1-0	13-50	7	4.0	6	0-0-0	0.00	3	2.1	0	Anaheim	2-1-1	4.07	33	42.0	19
0-0-0	0.00	3	3.0	0	Atlanta	0-1-0	4.84	15	22.1	12	0-0-0	0.00	1	1.0	0	Baltimore	3-3-1	3.21	42	61.2	22
0-0-0	6-75	3	4.0	3	Chicago	1-0-0	3.86	6	14.0	6	0-0-0	0.00	1	1.0	0	Boston	4-2-2	4.40	40	45.0	22
0-0-0	10-80	3	1.2	2	Cincinnati	0-1-0	7.71	6	9.1	8	-	-	-	-	-	Chicago	1-1-0	3.55	24	33.0	13
0-0-0	4-26	7	6.1	3	Colorado	0-1-0	5.56	8	11.1	7	-	-	-	-	-	Cleveland	2-8-2	5.63	40	64.0	40
0-0-0	2-45	3	3.2	1	Florida	0-4-0	5.40	12	20.0	12	-	-	-	-	-	Detroit	0-4-0	3.82	29	35.1	15
1-0-0	0-00	4	2.2	0	Houston	2-0-0	4.30	9	23.0	11	-	-	-	-	-	Kansas City	3-4-4	2.00	37	63.0	14
-	-	-	-	-	Los Angeles	2-1-0	6.00	6	24.0	16	-	-	-	-	-	Minnesota	3-4-0	3.65	27	56.2	23
0-0-0	0.00	3	2.2	0	Milwaukee	0-2-0	3.82	16	35.1	15	-	-	-	-	-	New York	2-4-1	3.81	40	75.2	32
0-0-0	0.00	4	3.0	0	Montreal	3-5-1	4.00	19	36.0	16	-	-	-	-	-	Oakland	6-2-3	3.02	36	56.2	19
0-0-0	0.00	4	4.1	0	New York	1-3-0	3.86	12	30.1	13	-	-	-	-	-	Seattle	3-2-1	3.20	35	62.2	23
1-1-1	2.25	5	4.0	1	Philadelphia	1-1-2	2.92	12	12.1	4	0-0-0	0.00	1	0.1	0	Tampa Bay	5-1-0	1.96	22	18.1	4
0-0-0	0.00	5	4.1	0	Pittsburgh	3-1-0	3.58	11	32.2	13	-	-	-	-	-	Texas	4-5-0	2.87	26	37.2	12
1-0-0	0.00	4	3.2	0	St. Louis	3-0-1	2.93	8	15.1	5	0-0-0	0.00	3	2.1	0	Toronto	0-2-0	3.45	9	15.2	6
1-1-0	2.35	8	7.2	2	San Diego	2-1-0	2.35	10	15.1	4	3-1-0	2.31	43	39.0	10	Home	28-29-11	3.90	311	531.1	230
1-1-0	3.07	14	14.2	5	San Francisco	1-3-0	3.48	19	41.1	16	2-3-1	3.11	43	37.2	13	Road	29-39-8	3.69	305	482.2	198
0-2-0	5-40	14	13.1	8	March/April	9-8-1	3.61	82	132.0	53	3-0-1	4.84	26	22.1	12	Day	18-23-7	4.14	201	337.0	155
0-0-0	3.18	16	17.0	6	May	9-9-2	3.47	95	173.2	67	2-4-0	1.82	60	54.1	11	Night	39-45-12	3.63	415	677.0	273
0-0-0	0.87	13	10.1	1	June	10-12-4	3.77	104	196.0	82	5-3-0	2.75	80	72.0	22	Grass	27-38-8	3.39	326	518.0	195
2-1-0	2.08	14	13.0	3	July	12-15-3	4.19	111	167.2	78	0-1-1	1.93	6	4.2	1	Turf	30-30-11	4.23	290	496.0	233
1-1-1	2.19	17	12.1	3	August	7-12-4	3.45	114	175.0	67	1-2-0	3.12	47	43.1	15	Pre-ASG	32-37-8	3.73	310	560.0	232
2-0-0	1.69	12	10.2	2	Sept./Oct.	10-12-5	4.30	110	169.2	81	4-2-1	2.16	39	33.1	8	Post-ASG	25-31-11	3.89	306	454.0	196
-	-	-	-	-	-	-	-	-	-	-	-	-	-	-	-	Starter	16-30-0	5.03	64	359.1	201
5-4-1	2.70	86	76.2	23	Reliever	41-38-19	3.12	552	654.2	227											

QUANTRILL



PAUL QUANTRILL'S CAREER PITCHING BREAKDOWN BY BALLPARK

BALLPARK	W-L-S	ERA	G	IP	ER	BALLPARK	W-L-S	ERA	G	IP	ER
Atlanta-Fulton County Stadium	0-0-0	0.00	1	1.2	0	Arlington Stadium	0-1-0	6.43	3	7.0	5
Astrodome	1-0-0	3.27	3	11.0	4	Ballpark in Arlington	2-1-0	2.51	10	14.1	4
Bank One Ballpark	0-0-0	13.50	4	2.2	4	Cleveland Municipal Stadium	0-2-0	9.00	3	2.0	2
Busch Stadium	2-0-0	5.87	4	7.2	5	Comerica Park	0-1-0	2.08	4	4.1	1
Cinergy Field/Riverfront Stadium	0-0-0	7.04	4	7.2	6	Comiskey Park (new)	0-0-0	4.32	13	16.2	8
Coors Field	0-1-0	4.00	5	9.0	4	Edison Int'l Field/Anaheim	2-1-0	4.21	17	25.2	12
County Stadium	0-1-0	3.86	5	11.2	5	Fenway Park	6-9-3	3.49	69	147.0	57
Dodger Stadium	4-2-0	2.12	45	51.0	12	Jacobs Field	1-3-1	6.92	17	26.0	20
Minute Maid Park/Enron Field	0-0-0	0.00	3	1.2	0	Kauffman/Royals Stadium	3-1-4	1.00	17	27.0	3
Miller Park	0-0-0	0.00	1	0.2	0	Kingdome	1-0-0	2.59	10	24.1	7
Olympic Stadium	2-3-0	5.87	10	15.1	10	Metrodome	0-2-0	3.00	15	24.0	8
Pacific Bell Park	0-1-0	4.50	7	6.0	3	Network Assoc./Oak. Coliseum	2-2-0	2.60	16	27.2	8
PNC Park	0-0-0	0.00	3	3.0	0	Oriole Park at Camden Yards	2-2-0	2.52	18	25.0	7
Pro Player Stadium	0-2-0	7.56	6	8.1	7	SAFECO Field	1-0-0	0.00	7	8.1	0
Qualcomm/Jack Murphy Stadium	2-1-0	3.27	4	11.0	4	SkyDome	14-15-8	4.05	195	262.0	118
Shea Stadium	1-1-0	3.18	5	11.1	4	Tiger Stadium	0-2-0	5.06	13	16.0	9
3Com/Candlestick Park	0-2-0	3.95	3	13.2	6	Tropicana Field	2-1-0	3.18	13	11.1	4
Three Rivers Stadium	1-1-0	5.65	4	14.1	9	Yankee Stadium	2-2-0	1.54	19	35.0	6
Turner Field	0-0-0	2.45	5	3.2	1						
Veterans Stadium	6-8-3	4.99	33	115.1	64						
Wrigley Field	0-0-0	2.45	2	3.2	1						

PAUL QUANTRILL'S CAREER FIELDING RECORD

Position	PCT	G	PO	A	E	TC	DP
Pitcher	.952	616	39	161	10	210	16

PAUL QUANTRILL'S CAREER BATTING RECORD

YEAR	TEAM	AVG	G	AB	R	H	2B	3B	HR	RBI	SH	SF	HP	BB	SO	SB	CS	E
1992	BOSTON	.000	27	0	0	0	0	0	0	0	0	0	0	0	0	0	0	2
1993	BOSTON	.000	49	0	0	0	0	0	0	0	0	0	0	0	0	0	0	1
1994	BOSTON	.000	17	0	0	0	0	0	0	0	0	0	0	0	0	0	0	0
	PHILADELPHIA	.000	18	3	0	0	0	0	0	0	0	0	0	1	0	0	0	1
1995	PHILADELPHIA	.105	33	57	5	6	0	0	0	7	0	0	3	24	0	0	0	1
1996	TORONTO	.000	38	0	0	0	0	0	0	0	0	0	0	0	0	0	0	0
1997	TORONTO	.000	77	1	0	0	0	0	0	0	0	0	0	1	0	0	0	3
1998	TORONTO	.000	82	0	0	0	0	0	0	0	0	0	0	0	0	0	0	0
1999	TORONTO	.000	41	0	0	0	0	0	0	0	0	0	0	0	0	0	0	0
2000	TORONTO	.000	68	0	0	0	0	0	0	0	0	0	1	0	0	0	0	0
2001	TORONTO	.000	80	0	0	0	0	0	0	0	0	0	0	0	0	0	0	2
2002	LOS ANGELES	.333	86	3	0	1	0	0	0	0	0	0	0	2	0	0	0	0
Major League Totals - 10 years		.109	616	64	5	7	0	0	0	7	0	0	4	28	0	0	0	10

CAREER TRANSACTIONS

- Selected by Boston in the sixth round of the June 1989 First-Year Player Draft.
- Acquired by Philadelphia with Billy Hatcher (OF) from Boston for Wes Chamberlin (OF) and Mike Sullivan (RHP) on May 31, 1999.
- Acquired by Toronto from Philadelphia for Howard Battle (3B) and Ricardo Jordan (LHP) on Dec. 6, 1995.
- Acquired by Los Angeles with Cesar Izturis (INF) from Toronto for Luke Prokopec (RHP) and Chad Ricketts (RHP) on Dec. 13, 2001.

DISABLED LIST

- March 27-June 15, 1999 (fractured right femur).

CAREER SINGLE-GAME BESTS

Low-Hit Complete Game:	2, July 4, 1993 at SEA	Most Strikeouts:	8, Sept. 20, 1995 vs. FLA
Most Innings Pitched - Starter:	9.0, July 4, 1993 at SEA	Most Walks:	5, April 17, 1996 at CAL
Most Innings Pitched - Reliever:	5.2, Aug. 20, 1996 at CAL	Longest Winning Streak:	5 games, April 4-May 19, 2001
		Longest Losing Streak:	6 games, June 27-Aug. 27, 1996



Dave Roberts

BATS/THROWS: Left/Left • HEIGHT/WEIGHT: 5-10/180



OPENING DAY AGE: 30 • BORN: May 31, 1972 in Okinawa, Japan • M.L. SERVICE: 2.035

RESIDES: Oceanside, CA • ACQUIRED: Acquired in a three-player trade with Cleveland on December 20, 2001

CAREER SUMMARY: Speedy outfielder spent his first full season at the Major League level in 2002 and now possesses .267 career batting average with 93 runs, 60 walks and 57 stolen bases in 72 attempts in just 587 at-bats...has stolen 20 or more bases in each of his last eight professional seasons...played parts of three seasons with the Cleveland Indians (1999-2001), appearing in 75 games and batting .242 with 12 stolen bases and 30 runs scored...has yet to commit an error in his big league career, handling all 362 chances flawlessly in 186 games in the field...got his first Major League hit on Aug. 7, 1999, a double off Bobby Witt of Tampa Bay...slugged his first Major League home run on Aug. 30, 1999 off Anaheim's Ramon Ortiz.

2002: Completed his first full Major League season batting .277 (117-for-422) with 63 runs, 14 doubles, seven triples, three home runs, 34 RBI and a team-leading 45 stolen bases...finished the 2002 campaign with 30 multi-hit games and eight multi-RBI contests...reached base safely via a hit or a walk in 102 of 127 games...batted .400 (10-for-25) against left-handers...hit at a .387 clip (24-for-62) with two homers and nine RBI during the month of May...batted .325 (26-for-80) with a home run and 32 RBI with runners in scoring position and .298 (14-for-47) with a round-tripper and 18 RBI with runners in scoring position and two outs...was 5-for-7 with two runs scored and three doubles as a pinch-hitter this season...ranked third in the National League with 17 bunt hits, behind Colorado's Juan Pierre (24) and Atlanta's Rafael Furcal (21)...hit at a .302 clip with two homers, 20 RBI and 20 stolen bases in 67 games prior to the All-Star Game...batted .343 (36-for-105) with 11 RBI and 13 stolen bases in 31 day games...finished ranked sixth among NL leaders for percentage of pitches taken at 62.7 percent (1116-of-1779 - with at least 1,500 pitches seen)...missed the final seven games of the season, but finished the season third in the Majors with 45 stolen bases behind Florida's Luis Castillo (48) and Colorado's Juan Pierre (47)...was vying to become the first Dodger to finish the season as a league leader in steals since Dave Lopes, who topped the NL with 63 steals in 1976...the 45 stolen bases marked the most by a Dodger since Eric Young stole 51 in 1999 and ranks third since 1987 behind Delino DeShields' 48 in 1996 and Young's 1999 total...26 of his 45 stolen bases came in 60 games at Dodger Stadium...recorded six multi-stolen base efforts in 2002, including a career-high three base thefts on July 20 vs. San Francisco...was the last player in the Majors to hit into a double play when he did so on Sept. 10 after 449 plate appearances...completed the season tied with Philadelphia's Doug Glanville for the best fielding percentage by a center fielder in the Majors with a 1.000 mark (minimum of 108 games)...he handled all 256 chances without an error over 127 games...was 2-for-4 with a double, bunt single, stolen base and two runs scored on Opening Day vs. San Francisco in his Dodger debut...was 1-for-2 with three runs and four walks on April 26 at Chicago...last Dodger with four walks in a game was Shawn Green on June 30, 2000...was 4-for-4 (career high) with two RBI and two stolen bases on May 4 in the club's 3-2 victory over Chicago...connected for his first round-tripper as a Dodger on May 21 at Milwaukee off Nelson Figueroa...went 3-for-5 with a double, three runs scored and connected for his second career grand slam off Rick Helling on May 25 at Arizona to also mark a career high in RBI with four...connected for a pinch-hit double in the seventh and was later driven in to score the club's go-ahead run during a 5-4 win vs. Anaheim on June 16...recorded a three-RBI game during a 2-for-3 afternoon on July 7 at St. Louis...had a career-high nine-game hitting streak from June 30-July 12, batting .355 (11-for-31) with seven runs scored, two doubles, a triple, four RBI and two stolen bases...recorded a season-high two doubles on a 2-for-3 night with a run scored and two RBI during the Dodgers' 5-2 win at Montreal on Aug. 14...went 3-for-4 with three RBI and three stolen bases during the club's 4-2 victory vs. San Francisco on July 20...was 3-for-6 with a triple and RBI during the club's 10-4 win at New York on Aug. 17...tallied at least one run in seven consecutive games, tallying eight during that stretch, from Sept. 13-21...missed the final seven games of the regular season...was forced to leave the game on Sept. 21 at San Diego after connecting for his first career leadoff home run off San Diego's Jake Peavy...an MRI conducted on Sept. 24 revealed a partially torn internal oblique muscle in his right side...his leadoff homer was the



Dodgers' first of the season after they hit seven in 2001, with the last one recorded by Paul Lo Duca on Aug. 8, 2001 at Pittsburgh...**2001:** Spent his third full season in the Indians' organization, splitting time between Triple-A Buffalo and Cleveland...began the season on the 60-day disabled list after having left shoulder surgery to repair a torn labrum and fraying around the rotator cuff...worked out at Winter Haven for the entire spring and the first two months of the season before playing 17 games in a rehabilitation assignment at Double-A Akron...reinstated and optioned to Buffalo on June 24...batted .303 with 12 doubles, four triples, 22 RBI and 17 steals in 61 games for the Bisons...hit in 13 straight games from June 26-July 12...called up by the Indians on Sept. 1 and spent the rest of the season with the Tribe...batted .333 (4-for-12) with two RBI in 15 games for the Indians...played nine games in left field, two in center field and two in right field...**2000:** Spent the entire season with the Buffalo Bisons before spending the last month of the season with the Indians...with Buffalo he hit .292 (135-462) with 16 doubles, 13 home runs and 55 RBI while scoring 93 runs and stealing 39 bases in 120 games...his 39 steals and 93 runs scored ranked second in the International League and his 135 hits were a team best...appeared in 118 games in the outfield (9 left field, 109 center field) for the Bisons and made just one error in 292 total chances for a .997 fielding percentage...hit .317 with runners in scoring position and .324 with men on base...hit game-winning grand slam on Aug. 18 vs. Ottawa...was 5-for-6 with three runs and two RBI on May 20 at Syracuse...spent two stints with the Tribe, May 26-29 and from Sept. 1 to the end of the season...appeared in 19 games for the Indians, 12 in left field, five in center field, one in right field and one as a pinch-runner...experienced left shoulder discomfort while preparing for the 2001 season in December and underwent arthroscopic surgery on Dec. 22 to repair a torn labrum by Dr. Lewis Yocum...**1999:** Went to spring training as a non-roster invitee, but began the season at Buffalo...spent the first four months of the season with the Bisons, hitting .271 with 65 runs, 17 doubles, 10 triples and 38 RBI in 89 games with 39 steals in 42 attempts (93 percent)...at the time of his promotion to Cleveland on Aug. 7, was leading the International League in steals and ended the season as the second-highest total in the league...played in the Triple-A All-Star Game in New Orleans on July 14...had contract purchased from Buffalo on Aug. 7 after Jacob Cruz tore ligaments in his right thumb the night before at Tampa Bay...made his Major League debut on Aug. 7 at Tampa Bay and collected his first Major League hit in his second at-bat, a double off Bobby Witt...he made 30 starts in center field for the Tribe, hitting .248 with 23 runs, one home run, seven RBI and 10 stolen bases in the starts...overall he appeared in 39 games in center field and two games as a pinch-runner...stole 11 bases in 14 attempts (79 percent)...slugged his first Major League home run on Aug. 30 off Ramon Ortiz vs. Anaheim and established career highs by going 3-for-4 with four runs scored and three RBI in the 7-5 victory...hit his first career grand slam on Sept. 24 off John Hudek at Toronto...the four RBI set a new career high...went 0-for-3 in two postseason games in the Division Series vs. Boston...after the season he played for Caguas in the Puerto Rican Winter League and batted .221 with eight stolen bases in 25 games...**1998:** Enjoyed an outstanding season while splitting time playing in the minor leagues for Detroit and Cleveland...began the season with Detroit's Double-A Jacksonville affiliate and batted .326 with 14 doubles, five triples, five home runs, 42 RBI and 21 stolen bases in 69 games...his play for Jacksonville earned him a selection to play in the Double-A All-Star Game held in New Haven, CT on July 8, but was traded to the Indians' organization on June 24 and wore a Akron Aeros uniform in the game...batted .361 with 10 doubles, five triples, seven home runs, 33 RBI and 28 stolen bases in 56 games for Akron...enjoyed a 22-game hitting streak with Akron from July 6-Aug. 4, tying Jim Betzold's Aeros' record...also was promoted for five games to Triple-A Buffalo from July 24-28, going 2-for-15 in five games...played for Mochis in the Mexican Winter League after the season, hitting .272 with five doubles, two home runs, 20 stolen bases and 18 RBI in 45 games...**1997:** Spent the entire season at Jacksonville and stole 23 bases in 28 attempts (82 percent)...**1996:** Ranked by *Baseball America* as the fastest baserunner in the California League in the "Tools of the Trade" issue after spending most of the season with Visalia...finished the season by reaching base safely by hit or walk in 33 straight games from July 26-Aug. 28 at Visalia before finishing the season with Double-A Jacksonville...led all minor league baseball players with 65 stolen bases...led the California League with 112 runs scored and was fifth with seven triples...**1995:** Finished fourth in the Florida State League with 30 stolen bases and sixth with a .303 batting average...**1994:** Spent first professional season playing for Single-A Jamestown of the New York-Penn League...stole 12 bases in 20 attempts.

PERSONAL: David Ray Roberts...he and his wife, Tricia, have one son, Cole David (2)...graduated from Rancho Buena Vista High School (Vista, CA) in 1990 where he played football, basketball and baseball...played four years of baseball at UCLA where he earned a degree in history upon graduation in 1994...was a three-time All-Pac-10 outfield selection from 1992-94 and compiled a .325 average...enjoys golfing and listening to music in his spare time...was a member of Team USA that won a Silver medal at the 1999 Pan Am Games in Winnipeg, Canada...batted leadoff for Team USA, hitting .308 (8-for-26) with a run, two RBI and four stolen bases in the eight games as Team USA qualified for the 2000 Olympic Games in Sydney, Australia...he went 4-for-6 with two RBI in a 10-5 win over Cuba on July 28 in pool play.

DAVE ROBERTS' CAREER BATTING RECORD

YEAR	TEAM	AVG	G	AB	R	H	2B	3B	HR	RBI	SH	SF	HP	BB	SO	SB	CS	E
1994	Jamestown	.292	54	178	33	52	7	2	0	12	3	1	1	29	27	12	8	0
1995	Lakeland	.303	92	357	67	108	10	5	3	30	2	2	1	39	43	30	8	1
1996	Visalia	.272	126	482	112	131	24	7	5	37	3	7	1	98	105	65	21	5
	Jacksonville	.222	3	9	0	2	0	0	0	0	0	0	1	0	0	1	0	0
1997	Jacksonville	.296	105	415	76	123	24	2	4	41	9	2	2	45	62	23	5	4
1998	Jacksonville	.326	69	279	71	91	14	5	5	42	3	4	3	53	59	21	9	0
	Buffalo	.133	5	15	2	2	0	0	0	2	0	1	0	0	3	2	0	0
	Akron	.361	56	227	49	82	10	5	7	33	5	1	1	35	30	28	6	1
1999	Buffalo	.271	89	350	65	95	17	10	0	38	8	4	2	43	52	39	3	1
	CLEVELAND	.238	41	143	26	34	4	0	2	12	3	1	0	9	16	11	3	0
2000	Buffalo	.292	120	462	93	135	16	3	13	55	7	2	2	59	68	39	11	1
	CLEVELAND	.200	19	10	1	2	0	0	0	0	1	0	0	2	2	1	1	0
2001	Akron	.203	17	64	9	13	5	0	0	2	2	1	1	9	8	4	0	1
	Buffalo	.303	62	241	34	73	12	4	0	22	8	3	2	18	44	17	6	3
	CLEVELAND	.333	15	12	3	4	1	0	0	2	0	0	0	1	2	0	1	0
2002	LOS ANGELES	.277	127	422	63	117	14	7	3	34	6	1	2	48	51	45	10	0
Major League Totals - 4 years		.267	202	587	93	157	19	7	5	48	10	2	2	60	71	57	15	0
Dodger Totals - 1 year		.277	127	422	63	117	14	7	3	34	6	1	2	48	51	45	10	0
Minor League Totals - 8 years		.295	798	3079	611	907	139	43	37	314	50	28	16	429	501	280	78	17

DAVE ROBERTS' CAREER BATTING BREAKDOWN

2002				CAREER				2002				CAREER				
AVG	AB	H	HR	RBI	TEAM	AVG	AB	H	HR	RBI	TEAM	AVG	AB	H	HR	RBI
.319	47	15	1	4	Arizona	.319	47	15	1	4	Anaheim	.283	46	13	1	3
.111	9	1	0	0	Atlanta	.111	9	1	0	0	Baltimore	.316	38	12	0	3
.357	14	5	0	2	Chicago	.357	14	5	0	2	Boston	.400	15	6	0	4
.417	24	10	0	2	Cincinnati	.417	24	10	0	2	Chicago	.308	13	4	0	0
.286	35	10	0	0	Colorado	.286	35	10	0	0	Cleveland	-	-	-	-	-
.222	18	4	0	1	Florida	.222	18	4	0	1	Detroit	.000	3	0	0	0
.133	15	2	0	0	Houston	.133	15	2	0	0	Kansas City	.333	6	2	0	1
-	-	-	-	-	Los Angeles	-	-	-	-	-	Minnesota	-	-	-	-	-
.417	12	5	1	1	Milwaukee	.417	12	5	1	1	New York	.000	3	0	0	0
.316	19	6	0	3	Montreal	.316	19	6	0	3	Oakland	.222	9	2	0	1
.364	11	4	0	2	New York	.364	11	4	0	2	Seattle	.150	20	3	0	0
.241	29	7	0	1	Philadelphia	.241	29	7	0	1	Tampa Bay	.333	21	7	0	1
.300	10	3	0	0	Pittsburgh	.300	10	3	0	0	Texas	.148	27	4	0	1
.364	22	8	0	4	St. Louis	.364	22	8	0	4	Toronto	.095	21	2	1	5
.182	44	8	1	3	San Diego	.182	44	8	1	3	Home	.257	253	65	1	20
.250	56	14	0	6	San Francisco	.250	56	14	0	6	Road	.275	334	92	4	28
.254	63	16	0	2	March/April	.254	63	16	0	2	Day	.314	156	49	0	14
.387	62	24	2	9	May	.385	65	25	2	9	Night	.251	431	108	5	34
.250	76	19	0	5	June	.250	76	19	0	5	Grass	.266	545	145	4	40
.298	84	25	0	8	July	.298	84	25	0	8	Turf	.286	42	12	1	8
.250	96	24	0	7	August	.258	194	50	1	14	Pre-ASG	.303	228	69	2	20
.220	41	9	1	3	Sept./Oct.	.210	105	22	2	10	Post-ASG	.245	359	88	3	28
.714	7	5	0	0	Pinch-Hitting	.500	10	5	0	2	vs. LHP	.281	64	18	0	5
-	-	-	-	-	DH	-	-	-	-	-	vs. RHP	.266	523	139	5	43

DAVE ROBERTS' CAREER HITTING BREAKDOWN BY BALLPARK

BALLPARK	AVG.	AB	H	HR	RBI	BALLPARK	AVG.	AB	H	HR	RBI
Bank One Ballpark	.391	23	9	1	4	Ballpark in Arlington	.000	9	0	0	0
Busch Stadium	.400	15	6	0	4	Comerica Park	-	-	-	-	-
Cinergy Field/Riverfront Stadium	.308	13	4	0	2	Comiskey Park (new)	.273	11	3	0	0
Coors Field	.409	22	9	0	0	Edison Int'l Field/Anaheim	.259	27	7	0	0
Dodger Stadium	.257	191	49	0	14	Fenway Park	.500	2	1	0	0
Miller Park	.333	6	2	1	1	Jacobs Field	.258	62	16	1	6
Minute Maid Park/Enron Field	.000	8	0	0	0	Kauffman/Royals Stadium	.400	5	2	0	1
Olympic Stadium	.273	11	3	0	0	Metrodome	-	-	-	-	-
Pacific Bell Park	.241	29	7	0	1	Network Assoc./Oak. Coliseum	.222	9	2	0	1
PNC Park	.500	4	2	0	0	Oriole Park at Camden Yard	.321	28	9	0	2
Pro Field Stadium	.182	11	2	0	1	SAFECO Field	.150	20	3	0	0
Qualcomm/Jack Murphy Stadium	.250	24	6	1	1	SkyDome	.200	5	1	1	4
Shea Stadium	.364	11	4	0	2	Tiger Stadium	.000	3	0	0	0
Turner Field	.250	4	1	0	0	Tropicana Field	.444	9	4	0	1
Veterans Stadium	.235	17	4	0	1	Yankee Stadium	.000	3	0	0	0
Wrigley Field	.200	5	1	0	0						

DAVE ROBERTS' CAREER FIELDING RECORD

POSITION	PCT	G	PO	A	E	TC	DP
Outfield	1.000	186	358	4	0	362	1

CAREER TRANSACTIONS

- Selected by Detroit in the 28th round of the June 1994 First-Year Player Draft.
- On loan to the Oakland organization from March 30-Aug. 20, 1996.
- Acquired by Cleveland along with Tim Worrell (RHP) from Detroit for Geronimo Berroa (OF) on June 24, 1998.
- Acquired by Los Angeles from Cleveland for Christian Bridenbaugh (LHP) and Nial Hughes (LHP) on Dec. 20, 2001.

DISABLED LIST

- March 31-June 24, 2001 (left shoulder surgery)

CAREER SINGLE-GAME BESTS

Most Hits:	4, May 4, 2002 vs. CHI	Most Stolen Bases:	3, July 20, 2002 vs. SF
Most RBI:	4 (twice), last time: May 25, 2002 at ARI	Most Walks:	4, April 26, 2002 at CHI
Most Home Runs:	1 (5 times), last time: Sept. 21, 2002 at SD	Longest Hitting Streak:	9 games, June 30-July 12, 2002
Most Runs Scored:	4, Aug. 13, 1999 vs. BAL	Career Grand Slams:	2, last time: May 25, 2002 at ARI (Rick Helling)



Rick Roberts

BATS/THROWS: Left/Left • HEIGHT/WEIGHT: 6-1/180



OPENING DAY AGE: 23 • BORN: May 20, 1979 in Windber, PA • M.L. SERVICE: 0.000

RESIDES: Summer Hill, PA • ACQUIRED: Acquired in a five-player trade with Detroit on April 16, 1999

CAREER SUMMARY: Now in his fifth season with the Dodger organization after spending two full years in the Detroit Tigers' organization...is a career 30-29 with a 4.14 ERA over six years and 165 appearances in the minors...has amassed 447 strikeouts in 504.0 minor league innings...after becoming a full-time reliever in 2002, he held the opposition to a .209 batting average against...was added to the Dodgers' 40-man roster on Nov. 20, 2002.

2002: Appeared in 51 games (second on the team) and went 8-2 for an .800 winning percentage (tops on the team) for the Double-A Southern League runner-up Jacksonville Suns...had a 3.18 ERA in 87.2 innings (tops for relievers) while compiling 85 strikeouts...was 2-0 with two saves and a 2.04 ERA in 10 April outings, allowing just one run in his first 11.2 innings...over his last 13 appearances of the season, went 2-0 and gave up only two runs in 22.2 innings...in five Southern League playoff games was 0-1 with a 0.00 ERA and gave up just three hits and three walks...**2001:** Was a combined 7-6 with a 2.73 ERA in 36 games (16 starts) for Single-A Wilmington and Vero Beach...struck out 118 batters in 105.2 innings pitched and had opponents bat a combined .211 against him...**2000:** Spent the entire season at Single-A San Bernardino of the California league where he went 8-5 with a 5.05 ERA in 29 games (15 starts) for the Stampede...he struck out 88 in 108.2 innings and walked 53...**1999:** Spent time with Single-A Western Michigan, Vero Beach and Yakima between the Detroit and Dodger organizations...was a combined 2-7 with a 6.78 ERA...was acquired by the Dodgers in a five-player deal with the Tigers on April 16...**1998:** Was 3-7 with a 3.15 ERA with Single-A Jamestown of the New York-Penn League...started 15 games, tossed 85.2 innings and struck out 60 batters...**1997:** In his first pro season, went 2-2 with a 4.24 ERA in 11 games (10 starts) for the Gulf Coast League Tigers...he struck out 40 batters in just 34.0 innings.

PERSONAL: Richard Charles Roberts and his wife Jeannine were married during the offseason on Oct. 12, 2002...attended Forest Hills High School in Sidman, PA...was acquired by the Dodgers along with Robinson Checo and Apostol Garcia from the Detroit Tigers for Dave Mlicki and Mel Rojas on April 16, 1999...was selected by Detroit in 10th round of the June 1997 First Year Player Draft.

RICK ROBERTS' CAREER PITCHING RECORD

YEAR	TEAM	W-L	ERA	G	GS	CG	SHO	SV	IP	H	R	ER	HR	HB	BB	SO	WP	BK
1997	GCL Tigers	2-2	4.24	11	10	0	0	0	34.0	35	22	16	0	1	39	40	9	2
1998	Jamestown	3-7	3.15	15	15	0	0	0	85.2	96	44	30	4	2	37	60	4	3
1999	West Michigan	0-0	12.00	1	1	0	0	0	3.0	5	5	4	1	0	2	1	1	0
	Vero Beach	1-4	6.04	11	10	0	0	0	44.2	54	35	30	7	2	25	29	6	0
	Yakima	1-3	7.27	11	6	0	0	0	34.2	52	34	28	5	0	23	26	4	1
2000	San Bernardino	8-5	5.05	29	15	0	0	1	108.2	112	66	61	7	5	53	88	8	2
2001	Wilmington	3-1	2.75	7	2	0	0	0	19.2	12	7	6	2	2	7	26	1	0
	Vero Beach	4-5	2.72	29	14	0	0	4	86.0	70	42	26	6	7	47	92	7	2
2002	Jacksonville	8-2	3.18	51	0	0	0	2	87.2	66	34	31	5	1	42	85	7	0
Minor League Totals - 6 years		30-29	4.14	165	73	0	0	7	504.0	502	289	232	37	20	255	447	47	10

RICK ROBERTS' CAREER MINOR LEAGUE FIELDING RECORD

POSITION	PCT	G	PO	A	E	TC	DP
Pitcher	.921	165	22	84	9	115	7

CAREER TRANSACTIONS

- Selected by the Detroit Tigers in the 10th round of the June 1997 First-Year Player Draft.
- Acquired by Los Angeles along with Robinson Checo (RHP) and Apostol Garcia (RHP) from Detroit for Dave Mlicki (RHP) and Mel Rojas (RHP) on April 16, 1999.

DISABLED LIST

- Has not spent time on the disabled list in the Major Leagues.



Jason Romano

BATS/THROWS: Right/Right • HEIGHT/WEIGHT: 6-0/185

OPENING DAY AGE: 23 • BORN: June 24, 1979 in Tampa, FL • M.L. SERVICE: 0.091

RESIDES: Tampa, FL • ACQUIRED: Acquired in a two-player trade with Colorado on Jan. 27, 2003



CAREER SUMMARY: In his sixth professional season, saw his first taste of Major League action with the Texas Rangers and Colorado Rockies in 2002...traded along with outfielder Gabe Kapler to the Rockies for outfielder Todd Hollandsworth and pitcher Denny Reyes at the July 31, 2002 trade deadline...was the Rangers' first selection (39th overall) in the June 1997 First-Year Player Draft as a supplemental pick for the free-agent loss of pitcher Mike Stanton...made Major League debut on April 17, 2002 at Anaheim and picked up first big league hit on May 31 vs. Kansas City...in 600 career minor league games, has compiled a .280 batting average and 144 stolen bases...participated in the 2000 Major League Baseball All-Star Futures Game in Atlanta..

2002: Played at the Major League and Triple-A levels for both Texas and Colorado...in 47 combined big league games, hit .253 (23-for-91) and appeared at five different positions (2B-3B-SS-LF-CF)...during a pair of stints with Texas, batted .204 in 29 contests...spent final month of the campaign with Colorado and hit .324 (12-for-37) in 18 games, including eight starts...in 79 games between two Triple-A affiliates, Oklahoma and Colorado Springs, batted .286 (93-for-325) with 48 runs scored, 15 doubles and 18 stolen bases...began season with Oklahoma and was batting .382 for the RedHawks at the time of his recall by Texas on April 16...for Oklahoma on April 14 vs. Omaha, went 4-for-6 with three RBI and two stolen bases...made his Major League debut on April 17 at Anaheim, making the start in left field and going 0-for-4 with a walk and run scored...played two more games as a defensive replacement in center field before being optioned to Oklahoma on April 22...returned to big leagues on May 11...collected first big league RBI with a sacrifice fly on May 18 at Detroit...after starting Major League career 0-for-15 at the plate, picked up first hit, a single, on May 31 vs. Kansas City...proceeded to play in 20 more games for the Rangers, including nine starts and seven pinch-running appearances...was sent back to Oklahoma on July 8...went 2-for-4 with two stolen bases on June 2 vs. Kansas City...upon his trade to Colorado, was assigned to Colorado Springs and got at least one hit in 26 of 31 games with the SkySox...recalled by the Rockies on Sept. 3 and made his National League debut as a defensive replacement at second base on Sept. 6 vs. San Diego...made his first start for Colorado the following day vs. San Diego and was 1-for-3...in his eight starts with the Rockies, batted .344 (11-for-32)...went 3-for-5 with an RBI and run scored on Sept. 21 vs. Arizona...**2001:** Played at four different minor league levels for Texas, including rehabilitation stops with the Rookie Gulf Coast League Rangers and at Single-A Charlotte...batted a combined .270 in 95 games...began campaign as starting second baseman with Double-A Tulsa, playing in 45 games before being promoted to Triple-A Oklahoma...was batting .328 (20-for-61) in 20 games for Oklahoma before being sidelined with a broken right thumb, sustained while attempting a



ROMANO

bunt...finished the season at Triple-A batting .315 in 41 games...**2000:** Enjoyed a productive season with Double-A Tulsa, hitting .271 with 87 runs scored, 35 doubles, eight homers, 70 RBI and 25 stolen bases...led Texas League in sacrifice hits (16), tied for fourth in doubles and was fifth in stolen bases...led league second basemen in putouts (292) and double plays (77)...compiled a 15-game hitting streak from July 2-19...named Texas League Player of the Week for Aug. 14-20, when he batted .444 (12-for-27) with 10 RBI, including a six-RBI effort on Aug. 16 vs. Round Rock...**1999:** Earned All-Florida State League accolades as a second baseman after enjoying a big season for Single-A Charlotte...topped all minor league players with 14 triples...established career highs in batting average (.312), home runs (13) and RBI (71)...scored 84 runs and stole 34 bases...ranked fourth in FSL in extra-base hits (54) and fifth in batting and slugging (.516)...had three four-hit games...**1998:** Played in 134 games for Single-A Savannah, batting .271 with 72 runs scored, 19 doubles, 52 RBI and 40 stolen bases...also played seven games for Single-A Charlotte and added another steal, giving him a career-high 41 thefts for the season...**1997:** Started professional career with the Gulf Coast League Rangers, hitting .257 with 27 runs scored and 13 stolen bases.

PERSONAL: Jason Anthony Romano...married to the former Ellen Morabito...graduate of Hillsborough High School (Tampa, FL), the same school attended by Major League all-stars Dwight Gooden and Gary Sheffield...as a prep senior, batted .458 with nine homers, 40 RBI and 22 stolen bases to earn *USA Today* and *Baseball America* All-America honors...member of bronze medal-winning United States Junior Olympics team in 1996...his brother, Jimmie, was Texas' 26th-round choice in the June 1998 First-Year Player Draft and caught in the Rangers system for three seasons (1998-2000)...his cousin, Scott, also played professionally, spending eight seasons in the New York Yankees and Tampa Bay organizations...his favorite players growing up were Pete Rose and Cal Ripken and his favorite team was the Cincinnati Reds.

JASON ROMANO'S CAREER BATTING RECORD

YEAR	TEAM	AVG	G	AB	R	H	2B	3B	HR	RBI	SH	SF	HP	BB	SO	SB	CS	E
1997	Gulf Coast	.257	34	109	27	28	5	3	2	11	1	1	3	13	19	13	4	15
1998	Savannah	.271	134	524	72	142	19	4	7	52	5	5	8	46	94	40	17	32
	Charlotte	.208	7	24	3	5	1	0	0	1	1	1	0	2	2	1	2	1
1999	Charlotte	.312	120	459	84	143	27	14	13	71	4	7	13	39	72	34	15	23
2000	Tulsa	.271	131	535	87	145	35	2	8	70	16	7	6	56	84	25	10	24
2001	Tulsa	.242	46	186	19	45	9	1	1	19	3	1	1	16	31	8	3	8
	Charlotte	.400	3	10	3	4	2	0	0	1	0	0	0	4	1	1	0	0
	Gulf Coast	.143	5	21	2	3	0	0	0	0	0	0	0	1	8	1	0	5
	Oklahoma	.315	41	149	32	47	6	1	4	13	6	1	0	20	28	3	4	2
2002	Oklahoma	.270	48	196	28	53	8	1	4	28	8	4	0	19	41	10	3	5
	Colorado Springs	.310	31	129	20	40	7	2	0	9	3	1	0	6	27	8	3	3
	TEXAS	.204	29	54	8	11	4	0	0	4	1	1	0	4	13	2	0	1
	COLORADO	.324	18	37	9	12	0	1	0	1	1	0	0	3	11	4	1	4
Major League Totals-1 year		.253	47	91	17	23	4	1	0	5	2	1	0	7	24	6	1	5
Minor League Totals-6 years		.280	600	2342	377	655	119	28	39	275	47	28	31	222	407	144	61	118

JASON ROMANO'S CAREER BATTING BREAKDOWN

2002					CAREER					2002					CAREER							
AVG	AB	H	HR	RBI	TEAM	AVG	AB	H	HR	RBI	TEAM	AVG	AB	H	HR	RBI	TEAM	AVG	AB	H	HR	RBI
.400	15	6	0	1	Arizona	.400	15	6	0	1	Arizona	.200	20	4	0	3	Anaheim	.200	20	4	0	3
.222	9	2	0	0	Atlanta	.222	9	2	0	0	Atlanta	-	-	-	-	-	Baltimore	-	-	-	-	-
-	-	-	-	-	Chicago	-	-	-	-	-	Chicago	-	-	-	-	-	Boston	-	-	-	-	-
-	-	-	-	-	Cincinnati	-	-	-	-	-	Cincinnati	.000	5	0	0	0	Chicago	.000	5	0	0	0
-	-	-	-	-	Colorado	-	-	-	-	-	Colorado	-	-	-	-	-	Cleveland	-	-	-	-	-
-	-	-	-	-	Florida	-	-	-	-	-	Florida	.000	4	0	0	1	Detroit	.000	4	0	0	1
.222	9	2	0	0	Houston	.222	9	2	0	0	Houston	.600	5	3	0	0	Kansas City	.600	5	3	0	0
.333	9	3	0	0	Los Angeles	.333	9	3	0	0	Los Angeles	.000	2	0	0	0	Minnesota	.000	2	0	0	0
-	-	-	-	-	Milwaukee	-	-	-	-	-	Milwaukee	-	-	-	-	-	New York	-	-	-	-	-
-	-	-	-	-	Montreal	-	-	-	-	-	Montreal	-	-	-	-	-	Oakland	-	-	-	-	-
-	-	-	-	-	New York	-	-	-	-	-	New York	-	-	-	-	-	Seattle	-	-	-	-	-
-	-	-	-	-	Philadelphia	-	-	-	-	-	Philadelphia	-	-	-	-	-	Tampa Bay	-	-	-	-	-
.200	5	1	0	0	Pittsburgh	.200	5	1	0	0	Pittsburgh	-	-	-	-	-	Texas	-	-	-	-	-
.000	4	0	0	0	St. Louis	.000	4	0	0	0	St. Louis	-	-	-	-	-	Toronto	-	-	-	-	-
.500	4	2	0	0	San Diego	.500	4	2	0	0	San Diego	-	-	-	-	-	-	-	-	-	-	-
-	-	-	-	-	San Francisco	-	-	-	-	-	San Francisco	-	-	-	-	-	-	-	-	-	-	-
.000	4	0	0	0	March/April	.000	4	0	0	0	March/April	.295	44	13	0	1	Home	.295	44	13	0	1
.083	12	1	0	1	May	.083	12	1	0	1	May	.213	47	10	0	2	Road	.213	47	10	0	2
.263	38	10	0	3	June	.263	38	10	0	3	June	.345	29	10	0	4	Day	.345	29	10	0	4
-	-	-	-	-	July	-	-	-	-	-	July	.210	62	13	0	3	Night	.210	62	13	0	3
-	-	-	-	-	August	-	-	-	-	-	August	.253	91	23	0	5	Grass	.253	91	23	0	5
-	-	-	-	-	Sept./Oct.	-	-	-	-	-	Sept./Oct.	-	-	-	-	-	Turf	-	-	-	-	-
.324	37	12	0	1	Pinch-Hitting	.324	37	12	0	1	Pinch-Hitting	.204	54	11	0	4	Pre-ASG	.204	54	11	0	4
.000	1	0	0	0	DH	.000	1	0	0	0	DH	.324	37	12	0	1	Post-ASG	.324	37	12	0	1
.000	1	0	0	0		.000	1	0	0	0		.138	29	4	0	1	vs. LHP	.138	29	4	0	1
.000	1	0	0	0		.000	1	0	0	0		.306	62	19	0	4	vs. RHP	.306	62	19	0	4

JASON ROMANO'S CAREER HITTING BREAKDOWN BY BALLPARK

BALLPARK	AVG.	AB	H	HR	RBI	BALLPARK	AVG.	AB	H	HR	RBI
Bank One Ballpark	.375	8	3	0	0	Ballpark in Arlington	.250	20	5	0	0
Busch Stadium	-	-	-	-	-	Comerica Park	.000	3	0	0	1
Cinergy Field/Riverfront Stadium	-	-	-	-	-	Comiskey Park (new)	.000	5	0	0	0
Coors Field	.333	24	8	0	1	Edison Int'l Field/Anaheim	.235	17	4	0	3
Dodger Stadium	-	-	-	-	-	Fenway Park	-	-	-	-	-
Miller Park	-	-	-	-	-	Jacobs Field	-	-	-	-	-
Minute Maid Park/Enron Field	.222	9	2	0	0	Kauffman/Royals Stadium	-	-	-	-	-
Olympic Stadium	-	-	-	-	-	Metrodome	-	-	-	-	-
Pacific Bell Park	.000	0	0	0	0	Network Assoc./Oak. Coliseum	-	-	-	-	-
PNC Park	.200	5	1	0	0	Oriole Park at Camden Yards	-	-	-	-	-
Pro Player Stadium	-	-	-	-	-	SAFECO Field	.000	0	0	0	0
Qualcomm/Jack Murphy Stadium	-	-	-	-	-	SkyDome	-	-	-	-	-
Shea Stadium	-	-	-	-	-	Tiger Stadium	-	-	-	-	-
Turner Field	-	-	-	-	-	Tropicana Field	-	-	-	-	-
Veterans Stadium	-	-	-	-	-	Yankee Stadium	-	-	-	-	-
Wrigley Field	-	-	-	-	-						

JASON ROMANO'S CAREER FIELDING RECORD

POSITION	PCT	G	PO	A	E	TC	DP
Outfield	1.000	21	39	1	0	40	0
Second Base	.950	20	16	22	2	40	4
Third Base	1.000	2	0	1	0	1	0
Shortstop	.786	5	6	5	3	14	1

CAREER TRANSACTIONS

- Selected by Texas in the first round (39th overall) of the June 1997 Free Agent Draft.
- On disabled list, June 17-Aug. 9, 2001 with a broken right thumb; included rehab assignment at Gulf Coast League (Aug. 4-8).

DISABLED LIST

- Has not spent time on the DL in the Major Leagues.

CAREER SINGLE-GAME BESTS

Most Hits:	3 (twice), last time: Sept. 27, 2002 at ARI	Most Stolen Bases:	2, June 2, 2002 vs. KC
Most RBI:	1 (five times), last time: Sept. 21, 2001 vs. ARI	Most Walks:	1 (seven times), last: Sept. 15, 2002 vs. SF
Most Home Runs:	None	Longest Hitting Streak:	4, June 2-6, 2002
Most Runs Scored:	2 (twice), last time: Sept. 11, 2002 at HOU	Grand Slams:	None

CATCHER
40

David Ross



BATS/THROWS: Right/Right • HEIGHT/WEIGHT: 6-2/205

OPENING DAY AGE: 26 • BORN: March 19, 1977 in Bainbridge, GA • M.L. SERVICE: 0.047
RESIDES: Tallahassee, FL • ACQUIRED: Selected in seventh round of the 1998 First-Year Player Draft

CAREER SUMMARY: Made his Major League debut in 2002...batted .200 (2-for-10) and appeared in eight games for the Dodgers...has hit a combined .263 with 75 doubles, 49 home runs and 210 RBI over five minor league seasons...has led his last two minor league teams to division titles as the Triple-A Las Vegas 51s were the 2002 Pacific Coast League's South Division champions and the 2001 Jacksonville Suns were the Eastern Division winner and eventual Southern League co-champions...made his Major League debut on June 29 at Anaheim...doubled for his first Major League hit on Sept. 2, 2002 at Arizona off Eddie Oropesa and later in the same game picked up his first Major League home run off Mark Grace.

2002: Had two stints with the Major League club, appearing in a total of eight games and making a pair of starts behind the plate...recalled from Triple-A Las Vegas for the first time on June 28 when Chad Kreuter was placed on the disabled list...returned to Las Vegas when Kreuter was reinstated on July 12...rejoined big league club when the roster was expanded on Sept. 1...overall at Las Vegas, batted .297 with 15 home runs and 68 RBI in 92 games to help the 51s capture the Pacific Coast League's South Division championship...made his Major League debut on June 29 at Anaheim, striking out as a pinch-hitter in the ninth inning...made his first big league start on July 6 at St. Louis, catching all 11 innings of a 4-2 Dodger win...doubled off Eddie Oropesa in the seventh inning of the Dodgers' 19-1 win on Sept. 2 at Arizona for his first Major League hit...in the ninth inning of the same game, slugged his first big league homer (off Arizona's Mark Grace)...that homer was the Dodgers' 24th hit of the contest, enabling them to tie a Los Angeles Dodgers single-game record...made his second Major League start in the season finale on Sept. 29 vs. San Diego...went on a home run tear upon his return to Las Vegas in July, slugging seven home runs in six games from July 13-20, including a trio of two-homer performances...had homered in two of three games before his promotion to Los Angeles, giving him nine home runs in a span of nine minor league games...hit .381 (32-for-84) with 50 RBI with runners in scoring position...batted .355 (49-for-138) in 43 games at Las Vegas' Cashman Field...on April 16 at Sacramento, was 2-for-5 with a double and three RBI...on May 16 vs. Portland, went 3-for-5 with a home run and three RBI...on May 22 vs. Omaha, collected three hits and a pair of RBI...on June 6 at Sacramento, had three hits, including a homer, and two RBI...during July, batted .333 in 14 games with seven homers and 17 RBI...on July 13 at Tucson, socked two solo homers...on July 16 at Fresno, clouted two home runs and knocked in three runs...on July 17 at Fresno, hit two round-trippers and drove in a season-high five runs...in 21 contests in August, hit .324 (23-for-71)...on Aug. 17 vs. Fresno, collected three hits and three RBI...belted a grand slam homer on Aug. 27 vs. Nashville...in his final Triple-A game of the season, Aug. 30 vs. Sacramento, homered and drove in three runs...**2001:** Caught 70 games for Southern League co-champion Jacksonville...batted .264 with 13 doubles, 11 homers and 45 RBI...was selected to play in the midsummer Southern League All-Star Game...**2000:** Collected two homers and seven RBI in nine playoff games for California League champion San Bernardino...**1999:** Batted .227 with 19 doubles and seven homers and 39 RBI in 114 games for Single-A Vero Beach...**1998:** In just 59 games hit .309 (ninth in the Northwest League) with 14 doubles six homers and 25 RBI...led NWL catchers with 428 putouts.

PERSONAL: David Wade Ross...single...attended the University of Florida and was selected in the seventh round of the 1998 First-Year Player Draft...was signed by Bill Pleis.

DAVID ROSS' CAREER BATTING RECORD

YEAR	TEAM	AVG	G	AB	R	H	2B	3B	HR	RBI	SH	SF	HP	BB	SO	SB	CS	E
1998	Yakima	.309	59	191	31	59	14	1	6	25	2	2	1	34	49	2	2	10
1999	Vero Beach	.227	114	375	47	85	19	1	7	39	1	6	7	46	111	5	9	16
2000	San Bernardino	.257	51	191	27	49	11	1	7	21	3	1	1	17	43	3	2	3
	San Antonio	.209	24	67	11	14	2	1	3	12	1	1	1	9	17	1	0	1
2001	Jacksonville	.264	74	246	35	65	13	1	11	45	0	3	10	34	72	1	1	9
2002	Las Vegas	.297	92	293	48	87	16	2	15	68	5	4	9	35	86	1	1	7
	LOS ANGELES	.200	8	10	2	2	1	0	1	2	0	0	1	2	4	0	0	0
Major League Totals - 1 year		.200	8	10	2	2	1	0	1	2	0	0	1	2	4	0	0	0
Dodger Totals - 1 year		.200	8	10	2	2	1	0	1	2	0	0	1	2	4	0	0	0
Minor League Totals - 5 years		.263	414	1363	199	359	75	7	49	210	12	17	29	175	378	13	15	46

ROSS



DAVID ROSS' CAREER BATTING BREAKDOWN

2002					CAREER					2002					CAREER						
AVG	AB	H	HR	RBI	TEAM	AVG	AB	H	HR	RBI	AVG	AB	H	HR	RBI	TEAM	AVG	AB	H	HR	RBI
.667	3	2	1	2	Arizona	.667	3	2	1	2	.000	1	0	0	0	Anaheim	.000	1	0	0	0
-	-	-	-	-	Atlanta	-	-	-	-	-	-	-	-	-	-	Baltimore	-	-	-	-	-
-	-	-	-	-	Chicago	-	-	-	-	-	-	-	-	-	-	Boston	-	-	-	-	-
-	-	-	-	-	Cincinnati	-	-	-	-	-	-	-	-	-	-	Chicago	-	-	-	-	-
-	-	-	-	-	Colorado	-	-	-	-	-	-	-	-	-	-	Cleveland	-	-	-	-	-
-	-	-	-	-	Florida	-	-	-	-	-	-	-	-	-	-	Detroit	-	-	-	-	-
-	-	-	-	-	Houston	-	-	-	-	-	-	-	-	-	-	Kansas City	-	-	-	-	-
-	-	-	-	-	Los Angeles	-	-	-	-	-	-	-	-	-	-	Minnesota	-	-	-	-	-
-	-	-	-	-	Milwaukee	-	-	-	-	-	-	-	-	-	-	New York	-	-	-	-	-
-	-	-	-	-	Montreal	-	-	-	-	-	-	-	-	-	-	Oakland	-	-	-	-	-
-	-	-	-	-	New York	-	-	-	-	-	-	-	-	-	-	Seattle	-	-	-	-	-
-	-	-	-	-	Philadelphia	-	-	-	-	-	-	-	-	-	-	Tampa Bay	-	-	-	-	-
-	-	-	-	-	Pittsburgh	-	-	-	-	-	-	-	-	-	-	Texas	-	-	-	-	-
.000	3	0	0	0	St. Louis	.000	3	0	0	0	.000	3	0	0	0	Toronto	.000	3	0	0	0
.000	3	0	0	0	San Diego	.000	3	0	0	0	.286	7	2	1	2	Home	.286	7	2	1	2
-	-	-	-	-	San Francisco	-	-	-	-	-	.000	7	0	0	0	Road	.000	7	0	0	0
-	-	-	-	-	March/April	-	-	-	-	-	.667	3	2	1	2	Day	.667	3	2	1	2
-	-	-	-	-	May	-	-	-	-	-	.200	10	2	1	2	Night	.200	10	2	1	2
.000	1	0	0	0	June	.000	1	0	0	0	.000	4	0	0	0	Grass	.000	4	0	0	0
.000	3	0	0	0	July	.000	3	0	0	0	.333	6	2	1	2	Turf	.333	6	2	1	2
-	-	-	-	-	August	-	-	-	-	-	.000	4	0	0	0	Pre-ASG	.000	4	0	0	0
.333	6	2	1	2	Sept./Oct.	.333	6	2	1	2	.000	4	0	0	0	Post-ASG	.000	4	0	0	0
.333	3	1	0	1	Pinch-Hitting	.333	3	1	0	1	.333	6	2	1	2	vs. LHP	.333	6	2	1	2
-	-	-	-	-	DH	-	-	-	-	-	.000	4	0	0	0	vs. RHP	.000	4	0	0	0

DAVID ROSS' CAREER HITTING BREAKDOWN BY BALLPARK

BALLPARK	AVG.	AB	H	HR	RBI	BALLPARK	AVG.	AB	H	HR	RBI
Bank One Ballpark	.667	3	2	1	2	Ballpark in Arlington	-	-	-	-	-
Busch Stadium	.000	3	0	0	0	Comerica Park	-	-	-	-	-
Cinergy Field/Riverfront Stadium	-	-	-	-	-	Comiskey Park (new)	-	-	-	-	-
Coors Field	.000	0	0	0	0	Edison Int'l Field/Anaheim	.000	1	0	0	0
Dodger Stadium	.000	3	0	0	0	Fenway Park	-	-	-	-	-
Miller Park	-	-	-	-	-	Jacobs Field	-	-	-	-	-
Minute Maid Park/Enron Field	-	-	-	-	-	Kauffman/Royals Stadium	-	-	-	-	-
Olympic Stadium	-	-	-	-	-	Metrodome	-	-	-	-	-
Pacific Bell Park	-	-	-	-	-	Network Assoc./Oak. Coliseum	-	-	-	-	-
PNC Park	-	-	-	-	-	Oriole Park at Camden Yards	-	-	-	-	-
Pro Player Stadium	-	-	-	-	-	SAFECO Field	-	-	-	-	-
Qualcomm/Jack Murphy Stadium	-	-	-	-	-	SkyDome	-	-	-	-	-
Shea Stadium	-	-	-	-	-	Tiger Stadium	-	-	-	-	-
Turner Field	-	-	-	-	-	Tropicana Field	-	-	-	-	-
Veterans Stadium	-	-	-	-	-	Yankee Stadium	-	-	-	-	-
Wrigley Field	-	-	-	-	-						

DAVID ROSS' CAREER FIELDING RECORD

POSITION	PCT	G	PO	A	E	TC	DP
Catcher	1.000	6	19	2	0	21	0

CAREER TRANSACTIONS

- Selected by Los Angeles in the seventh round of the June 1998 First-Year Player Draft.

DISABLED LIST

- Has not spent time on the disabled list in the Major Leagues.

CAREER SINGLE-GAME BESTS

Most Hits:	2, Sept. 2, 2002 at ARI	Most Stolen Bases:	None
Most RBI:	2, Sept. 2, 2002 at ARI	Most Walks:	1, Sept. 29, 2002 vs. SD
Most Home Runs:	1, Sept. 2, 2002 at ARI	Longest Hitting Streak:	1 game, Sept. 2, 2002
Most Runs Scored:	2, Sept. 2, 2002 at ARI	Grand Slams:	None

OUTFIELDER
26

Wilkin Ruan

BATS/THROWS: Right/Right • HEIGHT/WEIGHT: 6-0/182



OPENING DAY AGE: 24 • BORN: September 18, 1978 in Ramon Santana, DR • M.L. SERVICE: 0.031

RESIDES: Guaymate, DR • ACQUIRED: Acquired in a four-player trade with Montreal on March 23, 2002

CAREER SUMMARY: Made his Major League debut in 2002 and batted .273 in 12 games for the Dodgers after his September call-up...has batted a combined .264 with 92 doubles, 28 triples, seven home runs, 212 RBI and 174 stolen bases in six minor league seasons...made his Major League debut on Sept. 1, 2002 at Arizona as a pinch-runner for Eric Karros...picked up his first Major League hit on Sept. 2 at Arizona off Eddie Oropesa.

2002: Acquired by the Dodgers along with Guillermo Mota from Montreal on March 23 for Matt Herges and Jorge Nuñez...saw action at three different levels in the Dodger system, including playing 12 games in the Major Leagues during the month of September...batted .273 (3-for-11) with a double and three RBI for Los Angeles...began the season at Double-A Jacksonville and batted .253 (82-for-324) in 78 games with 16 doubles, six triples, three home runs, 34 RBI and 23 stolen bases in 26 attempts...was selected to play in the Southern League All-Star Game...hit in 31 of 40 games for Jacksonville from April 9-May 25, including a 5-for-6 game on May 11 vs. Tennessee...promoted to Triple-A Las Vegas where he hit .327 (50-for-153) in 40 games with seven doubles, three triples, 29 RBI and 12 stolen bases in as many attempts...hit safely in 27 of his 35 starts in center field, with a season-best 4-for-4 on Aug. 22 at Tucson...was tough in the clutch for the 51s, batting .833 (5-for-6) with 10 RBI with the bases loaded, .423 (22-for-52) with runners in scoring position and .400 (10-for-25) with runners in scoring position and two out...was safe in 35 of 38 overall stolen base attempts this season (92 percent)...hit .350 (39-for-112) with 23 RBI and 15 runs scored in 30 games in August...recalled from Triple-A Las Vegas on Sept. 1 and made his Major League debut that day as a pinch-runner for Eric Karros in the eighth inning...went 2-for-2 with a double, two RBI and two runs scored in his first two ML plate appearances in the club's 19-1 win at Arizona on Sept. 2 (2-for-3 overall)...became the first Major Leaguer to record hits in the same inning in his first two plate appearances since the Chicago White Sox's Greg Norton on Aug. 19, 1996...collected his third hit and third RBI on Sept. 14 at Colorado as a pinch-hitter...was 2-for-4 with two RBI as a pinch-hitter and was 2-for-3 (.667) when batting with runners in scoring position...made his first big league start in the Dodgers' season finale on Sept. 29 vs. San Diego...**2001:** Started the season with Single-A Jupiter and was named the Hammerheads' Player of the Month in May while batting .325 and in June batting .286...in 72 games with Jupiter, batted .283 (41-for-293) with eight doubles, two triples, two homers, 26 RBI and 25 stolen bases before being promoted to Double-A Harrisburg on June 27...played in only 30 games with the Senators and batted .248 with seven doubles, six RBI and six stolen bases...missed 31 games due to a fractured middle finger suffered while sliding head-first into second base during the Futures Game on July 8 in Seattle...was successful in 31 of 45 stolen base attempts...played for the Estrellas in the Dominican Republic for the second consecutive winter...**2000:** While playing for Single-A Cape Fear, he finished second in the South

Atlantic League in stolen bases (64) and hits (165), fourth in triples (10) and tied for fifth in runs (95)...led the league in official at-bats (574) and was fourth in games (134)...led the team with 20 infield hits and posted 18 outfield assists for the second consecutive season...ranked by *Baseball America* as the 11th-best prospect in the SAL and the ninth-best in the Expos' organization...posted a 23-game hitting streak from May 29-June 23, the longest of his career, to raise his average from .316 to .339, going 38-for-98 (.388) with nine doubles, three triples, 15 runs, and eight steals during the streak...batted .339 (43-for-127) in May and .348 (40-for-115) in June...went to the league's All-Star game on June 20 with a .337 average...had four four-hit games, 12 three-hit games, four three-stolen base games and 10 two-stolen base games...**1999:** Finished the season with 29 stolen bases for Cape Fear, good enough for second most on the team and ranked among the league leaders with 18 outfield assists...**1998:** Finished the season first among outfielders with a .991 fielding percentage in the Gulf Coast League...played five games with Single-A Jupiter June 16-19...**1997:** Made his professional debut with Mendoza in the Rookie-level Dominican Summer League and led his team in average (.348) and stolen bases (33).

PERSONAL: Wilkin Chal Ruan...pronounced (Roo-on)...single...attended Escuela Hicayagua de Guaymate in the Dominican Republic...likes to listen to music in his leisure time...his favorite music is merengue and reggae...his boyhood hero was Vladimir Guerrero of the Montreal Expos.



WILKIN RUAN'S CAREER BATTING RECORD

YEAR	TEAM	AVG	G	AB	R	H	2B	3B	HR	RBI	SH	SF	HP	BB	SO	SB	CS	E
1997	DSL Expos	.348	69	293	53	102	16	5	4	46	0	0	2	31	34	33	11	-
1998	Jupiter	.167	5	18	2	3	0	0	0	0	0	0	0	1	3	2	0	0
	GCL Expos	.239	54	201	22	48	9	3	1	19	3	2	2	5	43	13	13	1
1999	Cape Fear	.224	112	397	43	89	16	4	1	47	7	0	6	18	79	29	17	4
2000	Cape Fear	.287	134	574	95	165	29	10	0	51	2	3	8	24	75	64	10	3
2001	Jupiter	.283	72	293	41	83	8	2	2	26	7	1	3	10	35	25	14	7
	Harrisburg	.248	30	117	14	29	7	0	0	6	1	0	2	3	18	6	0	2
2002	Jacksonville	.253	78	324	44	82	16	6	3	34	5	1	8	17	33	23	3	4
	Las Vegas	.327	40	153	18	50	7	3	0	29	2	0	0	2	17	12	0	0
	LOS ANGELES	.273	12	11	2	3	1	0	0	3	0	0	0	0	2	0	0	0
Major League Totals - 1 year		.273	12	11	2	3	1	0	0	3	0	0	0	0	2	0	0	0
Dodger Totals - 1 year		.273	12	11	2	3	1	0	0	3	0	0	0	0	2	0	0	0
Minor League Totals - 6 years		.275	594	2370	334	651	108	33	11	258	27	7	31	111	337	207	68	21

WILKIN RUAN'S CAREER BATTING BREAKDOWN

2002					CAREER					2002					CAREER						
AVG	AB	H	HR	RBI	TEAM	AVG	AB	H	HR	RBI	AVG	AB	H	HR	RBI	TEAM	AVG	AB	H	HR	RBI
.667	3	2	0	2	Arizona	.667	3	2	0	2	-	-	-	-	-	Anaheim	-	-	-	-	-
-	-	-	-	-	Atlanta	-	-	-	-	-	-	-	-	-	-	Baltimore	-	-	-	-	-
-	-	-	-	-	Chicago	-	-	-	-	-	-	-	-	-	-	Boston	-	-	-	-	-
-	-	-	-	-	Cincinnati	-	-	-	-	-	-	-	-	-	-	Chicago	-	-	-	-	-
.333	3	1	0	1	Colorado	.333	3	1	0	1	-	-	-	-	-	Cleveland	-	-	-	-	-
-	-	-	-	-	Florida	-	-	-	-	-	-	-	-	-	-	Detroit	-	-	-	-	-
-	-	-	-	-	Houston	-	-	-	-	-	-	-	-	-	-	Kansas City	-	-	-	-	-
-	-	-	-	-	Los Angeles	-	-	-	-	-	-	-	-	-	-	Minnesota	-	-	-	-	-
-	-	-	-	-	Milwaukee	-	-	-	-	-	-	-	-	-	-	New York	-	-	-	-	-
-	-	-	-	-	Montreal	-	-	-	-	-	-	-	-	-	-	Oakland	-	-	-	-	-
-	-	-	-	-	New York	-	-	-	-	-	-	-	-	-	-	Seattle	-	-	-	-	-
-	-	-	-	-	Philadelphia	-	-	-	-	-	-	-	-	-	-	Tampa Bay	-	-	-	-	-
-	-	-	-	-	Pittsburgh	-	-	-	-	-	-	-	-	-	-	Texas	-	-	-	-	-
-	-	-	-	-	St. Louis	-	-	-	-	-	-	-	-	-	-	Toronto	-	-	-	-	-
.000	5	0	0	0	San Diego	.000	5	0	0	0	.000	5	0	0	0	Home	.000	5	0	0	0
-	-	-	-	-	San Francisco	-	-	-	-	-	.500	6	3	0	3	Road	.500	6	3	0	3
-	-	-	-	-	March/April	-	-	-	-	-	.125	8	1	0	1	Day	.125	8	1	0	1
-	-	-	-	-	May	-	-	-	-	-	.667	3	2	0	2	Night	.667	3	2	0	2
-	-	-	-	-	June	-	-	-	-	-	.273	11	3	0	3	Grass	.273	11	3	0	3
-	-	-	-	-	July	-	-	-	-	-	-	-	-	-	Turf	-	-	-	-	-	
-	-	-	-	-	August	-	-	-	-	-	-	-	-	-	Pre-ASG	-	-	-	-	-	
.273	11	3	0	3	Sept./Oct.	.273	11	3	0	3	.273	11	3	0	3	Post-ASG	.273	11	3	0	3
.333	3	1	0	0	Pinch-Hitting	.333	3	1	0	0	.333	9	3	0	3	vs. LHP	.333	9	3	0	3
-	-	-	-	-	DH	-	-	-	-	-	.000	2	0	0	0	vs. RHP	.000	2	0	0	0

WILKIN RUAN'S CAREER HITTING BREAKDOWN BY BALLPARK

BALLPARK	AVG.	AB	H	HR	RBI	BALLPARK	AVG.	AB	H	HR	RBI
Bank One Ballpark	.667	3	2	0	2	Ballpark in Arlington	-	-	-	-	-
Busch Stadium	-	-	-	-	-	Comerica Park	-	-	-	-	-
Cinergy Field/Riverfront Stadium	-	-	-	-	-	Comiskey Park (new)	-	-	-	-	-
Coors Field	.333	3	1	0	1	Edison Int'l Field/Anaheim	-	-	-	-	-
Dodger Stadium	.000	5	0	0	0	Fenway Park	-	-	-	-	-
Miller Park	-	-	-	-	-	Jacobs Field	-	-	-	-	-
Minute Maid Park/Enron Field	-	-	-	-	-	Kauffman/Royals Stadium	-	-	-	-	-
Olympic Stadium	-	-	-	-	-	Metrodome	-	-	-	-	-
Pacific Bell Park	.000	0	0	0	0	Network Assoc./Oak. Coliseum	-	-	-	-	-
PNC Park	-	-	-	-	-	Oriole Park at Camden Yards	-	-	-	-	-
Pro Player Stadium	-	-	-	-	-	SAFECO Field	-	-	-	-	-
Qualcomm/Jack Murphy Stadium	-	-	-	-	-	SkyDome	-	-	-	-	-
Shea Stadium	-	-	-	-	-	Tiger Stadium	-	-	-	-	-
Turner Field	-	-	-	-	-	Tropicana Field	-	-	-	-	-
Veterans Stadium	-	-	-	-	-	Yankee Stadium	-	-	-	-	-
Wrigley Field	-	-	-	-	-						

WILKIN RUAN'S CAREER FIELDING RECORD

POSITION	PCT	G	PO	A	E	TC	DP
Outfield	1.000	5	5	0	0	5	0

RUAN

CAREER TRANSACTIONS

- Signed as a non-drafted free agent by Montreal on Nov. 15, 1996.
- Acquired by Los Angeles with Guillermo Mota (RHP) from Montreal for Matt Herges (RHP) and Jorge Nuñez (INF) on March 23, 2002.

DISABLED LIST

- Has not spent time on the disabled list in the Major Leagues.

CAREER SINGLE-GAME BESTS

Most Hits:	2, Sept. 2, 2002 at ARI	Most Stolen Bases:	None
Most RBI:	2, Sept. 2, 2002 at ARI	Most Walks:	None
Most Home Runs:	None	Longest Hitting Streak:	2 games, Sept. 2-14, 2002
Most Runs Scored:	2, Sept. 2, 2002 at ARI	Career Grand Slams:	None



Paul Shuey



BATS/THROWS: Right/Right • HEIGHT/WEIGHT: 6-2/235

OPENING DAY AGE: 32 • BORN: September 16, 1970 in Lima, OH • M.L. SERVICE: 7.094

RESIDES: Wake Forest, NC • ACQUIRED: Acquired in a four-player trade with Cleveland on July 28, 2002

CAREER SUMMARY: Begins his 10th season at the Major League level and first spring training with the Dodgers...he sports a 39-23 lifetime record with a 3.66 ERA (177 ER/435.1 IP) all in relief...has appeared in at least 40 games every season since 1996...has seen his ERA higher than 3.53 only once since 1996 (1997 at 6.20) with a low of 2.82 in 2001...made his Major League debut on May 8, 1994 at Baltimore, tossing 1.0 shutout inning...picked up his first Major League win on June 20, 1996 vs. Boston in a 5-4 Indian victory.

2002: Made 28 appearances out of the bullpen after being acquired from Cleveland on July 28 for pitchers Francisco Cructeta, Terry Mulholland and Ricardo Rodriguez...pitched in 39 games for the Indians, giving him 67 total games pitched for the season, marking the second-highest total of his nine-year big league career (he pitched 72 games for Cleveland in 1999)...was 5-2 with one save for the Dodgers and 3-0 with a 2.41 ERA for Cleveland...his combined totals for 2002 were 8-2 with a 3.31 ERA in 68.0 innings, also his second-highest career total (he pitched 81.2 innings in 1999)...struggled in first nine appearances with the Dodgers, going 1-2 with a 10.80 ERA, allowing eight earned runs and 12 hits in 6.2 innings...in his final 19 outings, was 4-0 with a 2.63 ERA in 24.0 innings... did not allow a run in first 15 appearances (April 3-May 6) with Cleveland, giving up just six hits and five walks with 11 strikeouts in 14.0 innings...made his Dodger debut on July 30 at Cincinnati...in six outings from Aug. 21-31, was 3-0 with one save, allowing no runs, two hits and two walks with four strikeouts in 8.2 innings...posted the victory on Aug. 21 vs. Florida as he pitched a scoreless ninth inning...on Aug. 22 vs. Florida, pitched 2.0 shutout innings to collect his first save as a Dodger and his first since May 4, 2001 at Tampa Bay while with Cleveland...retired only two batters he faced on Aug. 24 vs. Atlanta to pick up the win... earned third win in seven days on Aug. 27 vs. Arizona when he retired all six batters he faced...struck out a season-high five batters in 2.0 innings on Sept. 18 vs. San Francisco...retired all five batters he faced, two on strikeouts, to record the win on Sept. 26 vs. San Diego...earned his first win of the campaign on April 13 vs. Kansas City, when he pitched 1.0 scoreless inning for the Indians...was 1-0 with a 0.69 ERA in May, giving up two earned runs, eight hits and two walks while striking out 13 in 10.2 innings...placed on disabled list on June 12 with a strained left groin...activated from D.L. on June 25...did not allow a run in eight straight outings from July 5-21, yielding five hits and no walks with 11 strikeouts in 9.0 innings...notched the win on July 20 at Kansas City after retiring the side in order...**2001:** Was again plagued by injuries as his season was ended due to a right elbow injury that shelved him twice beginning in June for much of the remainder of the season...when he was healthy limited hitters to a .251 (53-for-211) average against with just one homer allowed in 54.1 innings...fanned 70 in 54.1 IP, good for a mark of 11.6 per 9.0 IP, the second best mark among American League relievers...was originally injured on June 12...pitched that night against the Brewers and was placed on the disabled list on June 15 (retro to June 13) with a strain of the flexor tendon in his right elbow...was activated off the DL on June 29 after a 1.0 inning rehab at Double-A Akron...appeared in 10 games after his first activation, going 0-0 with a 1.59 ERA (2 ER/11.1 IP) from June 30 to July 21 before going on the DL again on July 23 with a strain of the ulnar collateral ligament in his right elbow...marked his ninth & 10th career trips to the disabled list and the fifth consecutive year in which he was disabled...did not throw from July 23-Aug. 31...began a throwing program on Sept. 1 before being activated on Sept. 18...appeared in nine games the rest of the season, going 0-0 with a 5.40 ERA (5 ER/8.1

IP)...earned nine holds in 2001 after leading the AL with 28 holds in 2000...earned his first save since Sept. 13, 1999 vs. Boston on April 13 at Detroit...his 2.2 IP on April 21 vs. Detroit was his longest outing since September of 1998...equaled career-high with four straight wins, April 26-May 29...over his last 40 appearances his ERA was 2.47 (47.1 IP, 45 H, 13 ER, 58 SO)...**2000:** Spent his fourth full season in the big leagues and proved to again be a valuable set-up man in the Indians' bullpen despite spending five weeks on the disabled list after having hip surgery...led the AL with 28 holds and his .219 (51-for-233) average against was the seventh lowest mark among AL relievers...his first batter average of .203 (10-for-49) was the seventh lowest mark among league relievers...was bothered by right hip problems that forced him onto the 15-day disabled list on May 21 and had arthroscopic surgery on his right hip on May 30 in San Francisco by Dr. James Glick...Glick repaired a torn labrum in Shuey's hip...was sent on a 30-day rehabilitation assignment to Double-A Akron on June 24 and was activated off the DL on June 27...after being activated he was 1-1 with a 3.61 ERA in 40 games (42.1 IP, 32 H, 17 ER) through the end of the season...was his eighth career trip to the disabled list at the Major League level...was 0-for-5 in save opportunities...over his last 12 appearances of the season after Sept. 4, he was 0-1 with a 2.40 ERA (4 ER/15.0 IP) after recording ERA's over 4.00 in both July and August (3.12 ERA in September)...42 of his 57 outings were scoreless...hitters hit .233 (17-for-73) with runners in scoring position and .179 (7-for-39) with RISP and two out...**1999:** Finished the year tied for seventh among AL relievers in appearances with 72...recorded career-highs in appearances (72), wins (8), innings (81.2) and strikeouts (103) in his most consistent regular season to date...the last time an Indian reliever fanned over 100 batters was Sid Monge (108) in 1979...his .223 (68-for-305) relief average against was the ninth lowest mark among AL relievers...finished tied for first on the club with eight relief wins with Steve Karsay (tied for fourth in AL), the most since Julian Tavarez' 10 in 1995...was also tied for eighth among AL relievers with 19 holds...was the Indians' best reliever of the second half, going 3-1 with a 2.87 ERA in 32 games (1 ER/37.2 IP) and limiting hitters to a .179 (24-for-134) average against...was on the disabled list from April 26-May 10 with a strained left hamstring, his seventh stint to the DL in his Major League career...was bothered by lower back spasms in September, which limited him to two outings from Sept. 16-25...Indians were 47-25 (.653) over his 72 relief outings...struck out 51 batters over his last 35.2 IP and on the year he fanned 11.4 per 9.0 IP...appeared in three Division Series games against Boston and posted a 1-1 mark with a 11.25 ERA (5 ER/4.0 IP)...won his first career post-season game after Game One's 3-2 win over Boston...was the losing pitcher in Game 5 after allowing a three-run homer to Troy O'Leary that broke an 8-8 tie in the seventh inning...**1998:** Began the season on the Major League roster but was sidelined after his second appearance of the season with a pulled right groin...pulled the groin on April 10 vs. Anaheim and was placed on the 15-day disabled list the next day...began a rehab. assignment on April 24 at Akron, but aggravated the injury in his first outing that night in Canal Park...began a second rehab. assignment in Triple-A Buffalo on May 23...appeared in 11 games for the Bisons and went 0-0 with a 2.51 ERA and two saves (4 ER/14.1 IP)...was activated from the DL on June 15 and enjoyed an injury-free rest of the season...enjoyed solid final month of the season after struggling in August with a 4.40 ERA (7 ER/14.1 IP)...went 1-3 in 11 September outings with a 3.00 ERA (4 ER/12.0 IP)...carried his September momentum into the postseason, not allowing a run over his team-high eight playoff appearances in the team's 10 1998 playoff games...his five appearances in the ALCS vs. New York tied the single-series record shared by Mike Jackson and Paul Assenmacher in 1997...was 2-for-5 in save situations...held batters to a .132 (7-for-53) average with runners in scoring position, the best mark in the AL among relievers...overall Major League hitters hit .229 (44-for-192) with four homers off him...**1997:** Started out the season as the closer and notched a save at Oakland in his first appearance on opening night on April 2...signed a three-year contract extension through the 2000 campaign (w/club option for 2001) on April 4 and that night at Anaheim he allowed a grand slam to Tim Salmon in the 11th inning, giving Anaheim an 8-6 win as he suffered his first and only blown save of the season...tossed a then career-high 3.0 IP on April 18 vs. Milwaukee and strained the medial collateral ligament in his right knee as he warmed up for his fourth inning of work...was placed on the 15-day DL on June 4 (retroactive to April 25)...made rehabilitation stints in Buffalo and Akron before being activated on May 18...on June 18 vs. Cincinnati strained his right hamstring and was forced to leave the game...placed on the 15-day DL for the second time on June 19 and was activated on July 4...re-aggravated the hamstring injury in his first appearance back on July 11 at Minnesota and was again placed on the 15-day DL for the third time on July 12 and activated on Aug. 1...spent the remainder of the season on the active roster...after his final activation on Aug. 1 he went 2-1 with a 7.36 ERA in 26 games (18 ER/22.0 IP)...tossed a career-high 4.0 innings with a season-high five strikeouts on Aug. 16 vs. Toronto...was not on any of the three playoff rosters...**1996:** Established himself as a solid Major League reliever as he led the Indians' bullpen with five wins...began the season in Triple-A Buffalo...was involved in an automobile accident on April 3 while with Buffalo when his car spun off an icy road...was not seriously injured in the accident...was recalled from Buffalo on April 12...had not allowed a run in two outings (2.0 IP) up to that point at Triple-A...allowed seven runs (7 ER) over three games (2.1 IP, 6 BB, 27.00 ERA) in his first





stint with the Indians and suffered his first loss on April 17 in Minnesota (2.1 IP, 2 H, 4 R, 3 BB, 2 HR)...was optioned back to Buffalo on April 21...later discovered he was suffering from a post-traumatic disorder from his accident in early April during his first stint with Cleveland...American Association hitters hit .126 (14-for-111) off him while he averaged 15.4 SO/9.0 IP...right handed hitters hit .127 (9-for-71) off him while lefties hit .125 (5-for-40)...was recalled from June 10 and spent the remainder of the season at the big league level...in his second stint with the Tribe he went 5-1 with a 1.75 ERA and four saves in 39 games (51.1 IP, 39 H, 10 ER, 18 BB, 40 SO)...collected first Major League win on June 20 vs. Boston in 5-4 Tribe win...struck out a career-high six Orioles on Aug. 4 in 2.1 IP...overall held AL hitters to a .231 (45-for-195) average against...first batters hit just .189 off him (7-for-37)--eighth lowest mark in the AL...Paul limited opponents to a .185 avg. with runners on base (17-for-92), the fourth lowest mark among AL relievers...his 2.85 ERA was eighth lowest among AL relievers...went 0-0 with a 9.00 ERA in three Division Series outings vs. the Baltimore Orioles...allowed a grand slam to Bobby Bonilla in Game 1 at Baltimore (1.1 IP, 3 H, 2 ER, 2 SO, 2 HR)...**1995:** Began the season at the big league level following spring training...appeared in three games before injuring his right hamstring in the ninth inning in Detroit on May 3...injury diagnosed as a strain and was placed on the 15-day DL the next day...was activated from the DL on May 22 and optioned to Buffalo...made only one appearance, a save vs. Oklahoma City on May 25, before being placed on the disabled list with a sore right shoulder on June 8...was activated from the DL on July 10 and spent remainder of Buffalo's season on the active roster...recalled by the Indians on Sept. 17...allowed two ER in his four outings (3.0 IP) during his second stint...spent the remainder of the season at the big league level but was ineligible for postseason play...played winter ball in Puerto Rico for the San Juan Senators...was 0-0 with a 2.30 ERA and nine saves in his 15 winter ball appearances (15.2 IP, 13 H, 15 SO)...**1994:** Started the season at Single-A Kinston...while in the Carolina League, Paul made 13 relief appearances and was 1-0 with a 3.75 ERA and eight saves, including 16 strikeouts in 12.0 innings...on May 6 he made the jump to the Majors when the Indians purchased his contract...he was the first Indians pitcher to jump from Single-A ball to the Majors since Greg Swindell in 1986...made his big league debut on May 8 at Baltimore, tossing 1.0 shutout inning...on May 14 at Jacobs Field against the Tigers he recorded four strikeouts in one inning after a batter reached on a wild pitch...he was the 10th AL pitcher to accomplish the feat and the first rookie...he was the first Tribesman to record four strikeouts in an inning since Mike Paxton on July 21, 1978...had five saves with the Indians and was 5-for-5 in converting save chances...on June 27 he was placed on the 15-day DL with a strained groin...was sent to Triple-A on July 5 on a rehabilitation assignment and on July 21 he was activated from the DL and optioned to Charlotte where he spent the rest of the year as the Knights closer...**1993:** Started the season in the rotation at Double-A Canton-Akron before being sent to the bullpen after seven starts...assigned to Single-A Kinston on July 24, where he remained for the rest of the season...played for Scottsdale in the Arizona Fall League and was 1-1 with three saves and a 3.79 ERA...**1992:** Started professional career after being drafted by Cleveland in June out of the University of North Carolina...won five of his first six decisions with a 1.82 ERA through Aug. 12...recorded a season-high nine strikeouts against Savannah on Aug. 2...used strictly as a starter in his first season after a stellar career as a closer for the Tar Heels...played for Tucson in the Arizona Fall League following the season...in 10 relief outings was 0-0 with a 3.38 ERA (6 ER/16 IP).

PERSONAL: Paul Kenneth Shuey...he and his wife Julie reside in Wake Forest, NC with their two daughters, Morgan Elizabeth (5) and Casey Claire (4)...attended the University of North Carolina for three years where he majored in speech communications and played baseball...in his career at UNC was 18-4 with a 2.67 ERA and 18 saves in 76 games (172 IP, 117 H, 51 ER, 121 BB, 220 SO)...a 1992 preseason All-America selection by *Baseball America* and the fifth-best prospect in the June draft...in the summer of 1991 he pitched for the U.S. National Team at the Pan American games in Havana, Cuba...1989 graduate of Millbrook High School (NC) and tossed a no-hitter his senior year...played American Legion and Babe Ruth ball as a youngster...hobbies include fishing, golf, computers and reading...has competed in professional bass fishing tournaments during the offseason.

LOS ANGELES DODGERS 20/20 CLUB

There have been six players that have hit at least 20 home runs and stolen at least 20 bases in the same season.

Player	Year	HR	SB	Player	Year	HR	SB
Shawn Green	2001	49	20	Kirk Gibson	1988	25	31
Shawn Green	2000	24	24	Pedro Guerrero	1983	32	23
Raul Mondesi	1999	33	36	Pedro Guerrero	1982	32	22
Raul Mondesi	1997	30	32	Davey Lopes	1979	28	44
Raul Mondesi	1995	26	27	Willie Davis	1962	21	32

PAUL SHUEY'S CAREER PITCHING RECORD

YEAR	TEAM	W-L	ERA	G	GS	CG	SHO	SV	IP	H	R	ER	HR	HB	BB	SO	WP	BK
1992	Columbus	5-5	3.35	14	14	0	0	0	78.0	62	35	29	2	3	47	73	5	5
1993	Canton-Akron	4-8	7.30	27	7	0	0	0	61.2	76	50	50	13	3	36	41	5	0
	Kinston	1-0	4.84	15	0	0	0	0	22.1	29	12	12	1	1	8	27	4	1
1994	Kinston	1-0	3.75	13	0	0	0	8	12.0	10	5	5	1	0	3	16	1	0
	Charlotte	2-1	1.93	20	0	0	0	10	23.1	15	9	5	1	1	10	25	3	0
	CLEVELAND	0-1	8.49	14	0	0	0	5	11.2	14	11	11	1	0	12	16	4	0
1995	Buffalo	1-2	2.63	25	0	0	0	11	27.1	21	9	8	2	0	7	27	2	0
	CLEVELAND	0-2	4.26	7	0	0	0	0	6.1	5	4	3	0	0	5	5	1	0
1996	Buffalo	3-2	0.81	19	0	0	0	4	33.1	14	4	3	1	0	9	57	1	0
	CLEVELAND	5-2	2.85	42	0	0	0	4	53.2	45	19	17	6	0	26	44	3	1
1997	Buffalo	0-0	3.60	2	0	0	0	0	5.0	4	2	2	0	0	4	6	0	0
	Akron	0-0	3.38	3	0	0	0	0	8.0	10	3	3	1	0	0	9	1	0
	CLEVELAND	4-2	6.20	40	0	0	0	2	45.0	52	31	31	5	1	28	46	2	0
1998	Akron	0-0	54.00	1	0	0	0	0	0.1	3	2	2	0	0	1	0	0	0
	Buffalo	0-0	2.51	11	0	0	0	2	14.1	11	4	4	0	0	6	22	1	0
	CLEVELAND	5-4	3.00	43	0	0	0	2	51.0	44	19	17	6	3	25	58	3	0
1999	Buffalo	0-0	0.00	1	0	0	0	0	1.0	0	0	0	0	0	1	1	1	0
	CLEVELAND	8-5	3.53	72	0	0	0	6	81.2	68	37	32	8	1	40	103	8	0
2000	Akron	0-0	4.50	2	1	0	0	0	2.0	1	1	1	0	0	1	1	0	0
	CLEVELAND	4-2	3.39	57	0	0	0	0	63.2	51	25	24	4	3	30	69	0	0
2001	Akron	0-0	0.00	1	1	0	0	0	1.0	0	0	0	0	0	1	2	0	0
	CLEVELAND	5-3	2.82	47	0	0	0	2	54.1	53	25	17	1	1	26	70	6	0
2002	Akron	0-0	4.50	2	2	0	0	0	2.0	2	1	1	0	0	0	3	0	0
	CLEVELAND	3-0	2.41	39	0	0	0	0	37.1	31	11	10	1	0	10	39	2	0
	LOS ANGELES	5-2	4.40	28	0	0	0	1	30.2	25	18	15	2	1	21	24	1	0
Major League Totals - 9 years		39-23	3.66	389	0	0	0	22	435.1	388	200	177	34	10	223	474	30	1
Dodger Totals - 1 year		5-2	4.40	28	0	0	0	1	30.2	25	18	15	2	1	21	24	1	0
Minor League Totals - 11 years		17-18	3.86	156	25	0	0	35	291.2	258	137	125	22	8	134	310	24	6

PAUL SHUEY'S CAREER DIVISION SERIES PITCHING RECORD

YEAR	TEAM	W-L	ERA	G	GS	CG	SHO	SV	IP	H	R	ER	HR	HB	BB	SO	WP	BK
1996	CLEVELAND	0-0	9.00	3	0	0	0	0	2.0	5	2	2	2	0	2	2	0	0
1998	CLEVELAND	0-0	0.00	3	0	0	0	0	3.0	3	0	0	0	0	1	4	0	0
1999	CLEVELAND	1-1	11.25	3	0	0	0	0	4.0	4	5	5	1	0	4	5	0	0
2001	CLEVELAND	0-0	6.75	2	0	0	0	0	1.1	3	1	1	1	0	0	2	0	0
Division Series Totals		1-1	6.97	11	0	0	0	0	10.1	15	8	8	4	0	7	13	0	0

PAUL SHUEY'S CAREER LEAGUE CHAMPIONSHIP SERIES PITCHING RECORD

YEAR	TEAM	W-L	ERA	G	GS	CG	SHO	SV	IP	H	R	ER	HR	HB	BB	SO	WP	BK
1998	CLEVELAND	0-0	0.00	5	0	0	0	0	6.1	4	0	0	0	0	7	7	1	0
Championship Series Totals		0-0	0.00	5	0	0	0	0	6.1	4	0	0	0	0	7	7	1	0

PAUL SHUEY'S CAREER PITCHING BREAKDOWN

2002		CAREER										2002		CAREER									
W-L-S	ERA	G	IP	ER	TEAM	W-L-S	ERA	G	IP	ER	W-L-S	ERA	G	IP	ER	TEAM	W-L-S	ERA	G	IP	ER		
1-0-0	2.25	3	4.0	1	Arizona	1-0-0	2.25	3	4.0	1	0-0-0	0.00	2	1.1	0	Anaheim	4-1-2	2.55	23	24.2	7		
1-0-0	0.00	2	2.2	0	Atlanta	1-0-0	0.00	2	2.2	0	1-0-0	6.00	3	3.0	2	Baltimore	1-0-1	3.71	28	34.0	14		
-	-	-	-	-	Chicago	0-0-1	4.76	5	5.2	3	0-0-0	0.00	1	1.0	0	Boston	2-2-3	3.03	27	29.2	10		
0-0-0	7.71	3	2.1	2	Cincinnati	1-1-0	7.15	14	11.1	9	0-0-0	0.82	9	11.0	1	Chicago	6-4-1	1.83	34	39.1	8		
0-0-0	0.00	3	3.1	0	Colorado	0-0-0	0.00	3	3.1	0	-	-	-	-	-	Cleveland	-	-	-	-	-		
1-0-1	0.00	2	3.0	0	Florida	1-0-1	0.00	2	3.0	0	0-0-0	0.00	4	3.2	0	Detroit	2-1-2	4.75	26	30.1	16		
0-0-0	9.00	2	2.0	2	Houston	1-0-0	5.40	6	8.1	5	2-0-0	0.00	6	6.0	0	Kansas City	5-2-2	3.03	34	35.2	12		
-	-	-	-	-	Los Angeles	-	-	-	-	-	0-0-0	0.00	4	3.0	0	Minnesota	3-4-2	4.22	32	32.0	15		
-	-	-	-	-	Milwaukee	1-2-0	4.02	12	15.2	7	0-0-0	11.57	3	2.1	3	New York	1-1-2	6.95	21	22.0	17		
0-0-0	0.00	1	1.0	0	Montreal	0-0-0	0.00	1	1.0	0	-	-	-	-	-	Oakland	2-1-2	1.42	21	25.1	4		
0-0-0	22.50	3	2.0	5	New York	0-0-0	22.50	3	2.0	5	-	-	-	-	-	Seattle	2-0-1	7.66	19	22.1	19		
1-2-0	16.20	5	3.1	6	Philadelphia	1-2-0	16.20	5	3.1	6	-	-	-	-	-	Tampa Bay	0-0-1	2.77	12	13.0	4		
0-0-0	0.00	1	1.0	0	Pittsburgh	0-0-0	0.00	5	6.0	0	0-0-0	0.00	3	3.0	0	Texas	1-1-0	3.50	16	18.0	7		
-	-	-	-	-	St. Louis	0-0-0	0.00	6	6.1	0	0-0-0	0.00	1	1.0	0	Toronto	3-1-1	1.59	23	28.1	5		
1-0-0	0.00	2	3.0	0	San Diego	1-0-0	0.00	2	3.0	0	7-1-1	3.26	37	38.2	14	Home	23-11-12	3.68	207	240.0	98		
0-0-0	5.40	4	5.0	3	San Francisco	0-0-0	5.40	4	5.0	3	1-1-0	3.38	30	29.1	11	Road	16-12-10	3.64	182	195.1	79		
1-0-0	0.00	11	10.2	0	March/April	5-5-3	3.77	57	62.0	26	2-1-1	2.25	24	24.0	6	Day	17-7-5	3.40	132	148.1	56		
1-0-0	1.69	11	10.2	2	May	8-2-6	2.67	54	60.2	18	6-1-0	3.89	43	44.0	19	Night	22-16-17	3.79	257	287.0	121		
0-0-0	7.94	7	5.2	5	June	6-3-5	3.72	62	65.1	27	8-1-1	3.14	61	63.0	22	Grass	34-18-19	3.65	337	379.1	154		
1-0-0	3.75	12	12.0	5	July	6-4-3	3.18	70	76.1	27	0-1-0	5.40	6	5.0	3	Turf	5-5-3	3.70	52	56.0	23		
4-2-1	4.02	15	15.2	7	August	9-3-2	4.25	71	89.0	42	2-0-0	2.64	32	30.2	9	Pre-ASG	20-13-15	3.48	195	212.0	82		
1-0-0	4.05	11	13.1	6	Sept./Oct.	5-6-3	4.06	75	82.0	37	6-2-1	3.86	35	37.1	16	Post-ASG	19-10-7	3.83	194	223.1	95		
-	-	-	-	-	-	-	-	-	-	-	-	-	-	-	-	Starter	-	-	-	-	-		
8-2-1	3.31	67	68.0	25	Reliever	39-23-22	3.66	389	435.1	177	-	-	-	-	-	-	-	-	-	-	-		

PAUL SHUEY'S CAREER PITCHING BREAKDOWN BY BALLPARK

BALLPARK	W-L-S	ERA	G	IP	ER	BALLPARK	W-L-S	ERA	G	IP	ER
Astrodome	0-0-0	0.00	1	2.0	0	Ballpark in Arlington	1-1-0	4.70	7	7.2	4
Bank One Ballpark	0-0-0	9.00	1	1.0	1	Comerica Park	1-0-1	0.00	5	4.2	0
Busch Stadium	0-0-0	0.00	2	2.0	0	Comiskey Park (new)	3-2-0	2.12	14	17.0	4
Cinergy Field/Riverfront Stadium	1-0-0	2.57	9	7.0	2	Edison Int'l Field/Anaheim	2-1-1	4.91	11	12.2	7
Coors Field	0-0-0	0.00	2	2.1	0	Fenway Park	1-1-1	3.77	13	14.1	6
County Stadium	0-1-0	4.15	4	4.1	2	Jacobs Field	18-10-11	3.66	194	224.0	91
Dodger Stadium	5-1-1	3.94	13	16.0	7	Kauffman/Royals Stadium	2-0-0	4.97	14	12.2	7
Miller Park	-	-	-	-	-	Kingdome	1-0-1	6.75	8	9.1	7
Minute Maid Park/Enron Field	0-0-0	3.86	2	2.1	1	Metrodome	1-3-1	4.61	14	13.2	7
Olympic Stadium	0-0-0	0.00	1	1.0	0	Network Assoc./Oak. Coliseum	0-1-1	1.74	9	10.1	2
Pacific Bell Park	0-0-0	3.86	2	2.1	1	Oriole Park at Camden Yards	0-0-0	4.00	15	18.0	8
PNC Park	-	-	-	-	-	SAFECO Field	1-0-0	6.35	4	5.2	4
Pro Player Stadium	-	-	-	-	-	SkyDome	2-1-0	1.72	12	15.2	3
Qualcomm /Jack Murphy Stadium	0-0-0	0.00	1	1.1	0	Tiger Stadium	0-0-1	7.71	7	4.2	4
Shea Stadium	0-0-0	9.0	1	1.0	1	Tropicana Field	0-0-1	4.05	7	6.2	3
Three Rivers Stadium	0-0-0	0.00	2	2.0	0	Yankee Stadium	0-0-2	1.93	9	9.1	2
Turner Field	-	-	-	-	-						
Veterans Stadium	0-1-0	11.57	3	2.1	3						
Wrigley Field	0-0-0	0.00	2	2.0	0						

PAUL SHUEY'S CAREER FIELDING RECORD

Position	PCT	G	PO	A	E	TC	DP
Pitcher	.944	389	27	58	5	90	3

PAUL SHUEY'S CAREER BATTING RECORD

YEAR	TEAM	AVG	G	AB	R	H	2B	3B	HR	RBI	SH	SF	HP	BB	SO	SB	CS	E
1994	CLEVELAND	.000	14	0	0	0	0	0	0	0	0	0	0	0	0	0	0	0
1995	CLEVELAND	.000	7	0	0	0	0	0	0	0	0	0	0	0	0	0	0	0
1996	CLEVELAND	.000	42	0	0	0	0	0	0	0	0	0	0	0	0	0	0	0
1997	CLEVELAND	.000	40	1	0	0	0	0	0	0	0	0	0	0	0	0	0	0
1998	CLEVELAND	.000	43	1	0	0	0	0	0	0	0	0	0	0	0	0	0	1
1999	CLEVELAND	.000	72	0	0	0	0	0	0	0	0	0	0	0	0	0	0	0
2000	CLEVELAND	.000	57	0	0	0	0	0	0	0	0	0	0	0	0	0	0	0
2001	CLEVELAND	.000	36	0	0	0	0	0	0	0	0	0	0	0	0	0	0	4
2002	CLEVELAND	.000	0	0	0	0	0	0	0	0	0	0	0	0	0	0	0	0
	LOS ANGELES	.333	28	3	0	1	0	0	0	0	0	0	0	0	0	0	0	0
Major League Totals – 10 years		.200	339	5	0	1	0	0	0	0	0	0	0	0	0	0	0	5

CAREER TRANSACTIONS

- Selected by Cleveland in the first round (2nd overall) in the 1992 June First-Year Player Draft.
- Acquired by Los Angeles from Cleveland for Francisco Cruzeta (RHP), Terry Mulholland (LHP) and Ricardo Rodriguez (RHP) on July 28, 2002.

DISABLED LIST

- June 27-July 21, 1994 (strained right groin).
- May 4-22, 1995 (strained right hamstring).
- April 25-May 18, 1997 (strained ligament in right knee).
- June 19-July 4, 1997 (strained right hamstring).
- July 11-Aug. 1, 1997 (strained right hamstring).
- April 11-June 15, 1998 (pulled right groin).
- April 26-May 10, 1999 (strained left hamstring).
- May 21-June 7, 2000 (surgery for torn labrum in right hip).
- June 13-29, 2001 (strained right elbow).
- July 22-Sept. 17, 2001 (sprained ligament in right elbow).
- June 10-24, 2002 (strained left groin).

CAREER SINGLE-GAME BESTS

Low-Hit Complete Game:	None	Most Strikeouts:	6, Aug. 4, 1996 vs. BAL
Most Innings Pitched – Starter:	None	Most Walks:	3, many times, last: July 16, 2001 at HOU
Most Innings Pitched – Reliever:	4.0, Aug. 16, 1997 vs. TOR	Longest Winning Streak:	4 games (3 times), last: Aug. 21-Sept. 26, 2002
		Longest Losing Streak:	3 games, April 29, 1995-April 17, 1996



Derek Thompson

BATS/THROWS: Left/Left • HEIGHT/WEIGHT: 6-2/180

OPENING DAY AGE: 22 • BORN: Jan. 8, 1981 in Tampa, FL • M.L. SERVICE: 0.00

RESIDES: Land O' Lakes, FL • ACQUIRED: Acquired in trade with Chicago Cubs on Dec. 16, 2002



THOMPSON

CAREER SUMMARY: Has spent the last three seasons in the Cleveland Indians organization where he compiled a 5-13 record with a 4.47 ERA (101 ER/203.1 IP) with 136 strikeouts...was selected by the Chicago Cubs with the fifth overall pick in the 2002 Rule 5 Draft on Dec. 16 and then traded to the Dodgers for cash considerations later that day.

2002: Spent the season between Single-A Columbus and Kinston where he was a combined 5-7 with a 3.64 ERA over 17 starts and 148.0 innings...was selected to participate in the South Atlantic League All-Star Game, representing Columbus...tossed 7.0 innings of shutout ball on April 28 for Columbus vs. Hickory and gave up just one hit and no walks, yet still had a no-decision...was 0-0 in five April starts with a 0.62 ERA (2 ER/29.0 IP) with 18 strikeouts and just seven walks...picked up his third win of the season on June 10 vs. Charleston (WV) when he tossed 7.1 innings of shutout ball and gave up just two hits and struck out three...on July 2 went 8.0 innings and gave up four hits and no runs for Kinston vs. Potomac and picked up his final win of the season...**2001:** Was 0-2 with a 9.75 ERA in two games before undergoing season-ending surgery that saw Dr. Keith Meister of the University of Florida successfully transplant cartilage from a cadaver into his damaged left knee on July 16, 2001 ...**2000:** In his first year of professional baseball he compiled a record of 0-4 with a 5.82 ERA over 12 starts and 43.1 innings for Rookie-level Burlington of the Appalachian League.

PERSONAL: Derek R. Thompson...single...attended Land O' Lakes High School (FL) where he was a three-year letterman in baseball and first team all-state and two-time all-conference selection as a pitcher...in his spare time he likes to fish, see movies and listen to music...selected by the Indians in the first round (37th overall) of the June 2000 First-Year Player Draft...signed by Jim Dabella.

DEREK THOMPSON'S CAREER PITCHING RECORD

YEAR	TEAM	W-L	ERA	G	GS	CG	SHO	SV	IP	H	R	ER	HR	HB	BB	SO	WP	BK
2000	Burlington	0-4	5.82	12	12	0	0	0	43.1	50	38	28	2	2	14	40	4	0
2001	Columbus	0-2	9.75	2	2	0	0	0	12.0	16	13	13	2	0	44	36	1	0
2002	Columbus	3-4	3.42	14	14	0	0	0	73.2	71	39	28	3	3	27	50	2	0
	Kinston	2-3	3.87	13	13	0	0	0	74.1	72	36	32	1	11	32	41	8	0
Minor League Totals - 3 years		5-13	4.47	41	41	0	0	0	203.1	209	126	101	8	16	76	136	15	0

DEREK THOMPSON'S CAREER MINOR LEAGUE FIELDING RECORD

Position	PCT	G	PO	A	E	TC	DP
Pitcher	.939	41	14	32	3	49	3

CAREER TRANSACTIONS

- Selected by Cleveland in the first round (37th overall) of the June 2000 First-Year Player Draft.
- Selected by Chicago (NL) in the first round (fifth overall) of the Rule 5 Draft on Dec. 16, 2002.
- Acquired by Los Angeles from Chicago (NL) for cash considerations on Dec. 16, 2002.

DISABLED LIST

- Has not spent time on the disabled list in the Major Leagues.



Joe Thurston

BATS/THROWS: Left/Right • HEIGHT/WEIGHT: 5-11/190



OPENING DAY AGE: 23 • BORN: September 29, 1979 in Fairfield, CA • M.L. SERVICE: 0.029
RESIDES: Vallejo, CA • ACQUIRED: Selected in the fourth round of the June 1999 First-Year Player Draft

CAREER SUMMARY: Made his Major League debut in 2002 as he batted .462 (6-for-13) in eight games for the Dodgers...led all of minor league baseball with 196 hits and 297 total bases for Triple-A Las Vegas in 2002...ranked by *Baseball America* as the Dodgers' fifth-best prospect heading into 2002...now in his fifth season with the organization...honored as Dodger Minor League Player of the Year in 2002 and previously in 2000...has been a member of championship teams all four years with the Dodgers including: Las Vegas - 2002 Pacific Coast League South Division champions, Jacksonville - 2001 Southern League co-champions and San Bernardino - 1999 and 2000 California League champs...promoted to 40-man roster on Nov. 20, 2001...made Major League debut on Sept. 2, 2002 at Arizona as a defensive replacement at second base in the sixth inning...collected his first Major League hit, an infield single, off Brian Fuentes, Sept. 14, 2002 at Colorado.



2002: Earned a promotion to the big league club on Sept. 1 after turning in one of the most productive seasons ever by a Dodger minor leaguer...playing in 136 games for Triple-A Las Vegas, he led all of minor league baseball with 196 hits and 297 total bases and ranked fourth with a Pacific Coast League-leading 106 runs scored...batted .334 (196-for-587) to rank fourth in the PCL...collected 39 doubles, 13 triples, 12 home runs, 55 RBI and 22 stolen bases...honored as the Dodger organization's Minor League Player of the Year for the second time in three seasons...also received the accolade in 2000 after enjoying a big year at Single-A San Bernardino...appeared in eight Major League games with the Dodgers, collecting six hits in 13 at-bats (.462) to give him a combined 202 hits in 144 games between the minor and Major Leagues...in the season finale and on his 23rd birthday, on Sept. 29 vs. San Diego, started at second base and went 4-for-5 to become the first Dodger rookie since Todd Hollandsworth on Sept. 14, 1996 vs. St. Louis to have four hits in a game...led all Dodger minor leaguers in batting average, hits, at-bats, runs, total bases, doubles and triples (tied)...the 196 hits shattered the Las Vegas franchise single-season mark previously held by Dave Hajek, who collected 177 in 1998...also set club marks in total bases and triples...the 196 hits and 39 doubles were the most by a Dodger minor leaguer since San Bernardino's Adam Riggs collected 196 hits and 39 doubles in 1995...honored by *Baseball America* as its 2002 Triple-A Player of the Year...selected to All-PCL team...started at second base for the National League squad in the July 9 Triple-A All-Star Game at Oklahoma City...was chosen as the Dodger organization's Minor League Player of the Month for August after batting .346 (46-for-133) with 11 doubles, four triples, four homers and 24 runs scored during the month...hit .300 or better in every month of the season...had 20 games in which he had three or more hits and three four-hit games...played in 118 games at second base and 17 at shortstop...made Major League debut on Sept. 2 at Arizona as a defensive replacement at second base in the sixth inning...collected first Major League hit, an

infield single off Brian Fuentes, on Sept. 14 at Colorado...doubled as a pinch-hitter and delivered a sacrifice fly in the eighth for his first big league RBI on Sept. 28 vs. San Diego...the following day vs. San Diego, he singled in his first four at-bats as he made his first Major League start...in April for Las Vegas, hit .343 (35-for-102) with 13 RBI and 24 runs scored...batted .478 (33-for-69) during a 14-game hitting streak April 29-May 12...hit .355 (44-for-124) in June, compiling 10 doubles, 14 RBI, 23 runs scored and 11 steals...on April 29 vs. Colorado Springs, was 4-for-8 with two home runs, three runs and four RBI...on May 9 at Oklahoma, went 4-for-6 with a double, triple and RBI...on June 25 at Colorado Springs, singled, tripled, scored twice and drove in three runs...on June 30 vs. New Orleans, was 3-for-6 with a triple, homer and two RBI...Aug. 12 at Edmonton, had his second straight three-hit game, collecting a double, triple and two RBI...on Aug. 30 vs. Sacramento, went 3-for-4 with a double, home run, three runs scored and two RBI...**2001:** Got off to a slow start, hitting just .240 over the first two months, but came on strong for Southern League co-champion Jacksonville...entered season ranked as the Dodgers' ninth-best prospect by *Baseball America*...was the Suns' regular second baseman after playing primarily at shortstop the previous two seasons...led club in hits (145) and runs scored (80), ranked second in triples (seven) and walks (48) and

fourth in stolen bases (20)...topped all Dodger minor leaguers in games played with 134 (tied with two others) and at-bats (544)...compiled four four-hit games, including June 11 at Orlando when he was 4-for-5 with a triple, home run, walk, three runs scored and three RBI...during June, batted .327 (37-for-113) with 20 runs scored and 13 RBI...hit .516 (16-for-31) over season's final nine games, including a pair of four-hit efforts...led Southern League second baseman with 297 putouts...in the five-game Southern League playoff series against Chattanooga, batted .368 (7-for-19) with six walks, four runs scored and three RBI...following the season, turned in an outstanding performance for the Phoenix Desert Dogs in the Arizona Fall League...ranked third in the AFL batting race with a .369 average (41-for-111) and was second in on-base percentage (.453) as he helped Phoenix capture the league title...2000: Honored as the Dodger organization's Minor League Player of the Year after helping San Bernardino win a second straight California League championship...tabbed by *Baseball America* as the league's most exciting player in a poll of league managers...led league in hits (167) and topped league shortstops with 374 assists...was also Stampede's team leader in batting average (.303), on-base percentage (.380), runs scored (97), doubles (31) and stolen bases (43) and was second in runs scored (97)...had three four-hit games...batted .324 (84-for-259) with 39 RBI and 24 stolen bases at home...put together a 19-game hitting streak from July 8-29, batting .455 (35-for-77) with 12 RBI in that stretch...enjoyed a 15-game hitting streak from April 9-25 (.396, 21-for-53)...during July, hit .374 (43-for-115) with 19 RBI and 15 stolen bases...in June, batted .333 (35-for-105)...scored 29 runs in May...1999: In his first pro season, led all Dodger short-season minor leaguers and ranked third in Northwest League with 27 stolen bases for short-season Single-A Yakima...as the club's starting shortstop, also led the Bears in runs (48), games (71), at-bats (277) and triples (3)...during July, hit .304 (34-for-112) with 20 runs scored and 13 RBI...played two games in September for California League champion San Bernardino.

PERSONAL: Joseph William Thurston...single...nicknamed "Joey Ballgame"...wrote a diary for the Dodger web site throughout the 2001 season...signed by Mark Sheehy after being chosen in the fourth round out of Sacramento City College in the June 1999 First-Year Player Draft...while at SCC his team won back-to-back state championships in 1998 and 1999...graduate of Vallejo (CA) High School.

JOE THURSTON'S CAREER BATTING RECORD

YEAR	TEAM	AVG	G	AB	R	H	2B	3B	HR	RBI	SH	SF	HP	BB	SO	SB	CS	E
1999	Yakima	.285	71	277	48	79	10	3	0	32	6	3	21	27	34	27	17	29
	San Bernardino	.000	2	3	0	0	0	0	0	0	0	0	1	0	1	0	0	0
2000	San Bernardino	.303	138	551	97	167	31	8	4	70	9	8	17	56	61	43	25	34
2001	Jacksonville	.267	134	544	80	145	25	7	7	46	9	3	12	48	65	20	18	17
2002	Las Vegas	.334	136	587	106	196	39	13	12	55	5	2	12	25	60	22	9	21
	LOS ANGELES	.462	8	13	1	6	1	0	0	1	1	1	0	0	1	0	0	0
Major League Totals - 1 year		.462	8	13	1	6	1	0	0	1	1	1	0	0	1	0	0	0
Dodger Totals - 1 year		.462	8	13	1	6	1	0	0	1	1	1	0	0	1	0	0	0
Minor League Totals - 4 years		.299	481	1962	331	587	105	31	23	203	29	16	63	156	221	112	69	101

JOE THURSTON'S CAREER BATTING BREAKDOWN

2002					CAREER					2002					CAREER						
AVG	AB	H	HR	RBI	TEAM	AVG	AB	H	HR	RBI	AVG	AB	H	HR	RBI	TEAM	AVG	AB	H	HR	RBI
.000	2	0	0	0	Arizona	.000	2	0	0	0	-	-	-	-	-	Anaheim	-	-	-	-	-
-	-	-	-	-	Atlanta	-	-	-	-	-	-	-	-	-	-	Baltimore	-	-	-	-	-
-	-	-	-	-	Chicago	-	-	-	-	-	-	-	-	-	-	Boston	-	-	-	-	-
-	-	-	-	-	Cincinnati	-	-	-	-	-	-	-	-	-	-	Chicago	-	-	-	-	-
.333	3	1	0	0	Colorado	.333	3	1	0	0	-	-	-	-	-	Cleveland	-	-	-	-	-
-	-	-	-	-	Florida	-	-	-	-	-	-	-	-	-	-	Detroit	-	-	-	-	-
.000	1	0	0	0	Houston	.000	1	0	0	0	-	-	-	-	-	Kansas City	-	-	-	-	-
-	-	-	-	-	Los Angeles	-	-	-	-	-	-	-	-	-	-	Minnesota	-	-	-	-	-
-	-	-	-	-	Milwaukee	-	-	-	-	-	-	-	-	-	-	New York	-	-	-	-	-
-	-	-	-	-	Montreal	-	-	-	-	-	-	-	-	-	-	Oakland	-	-	-	-	-
-	-	-	-	-	New York	-	-	-	-	-	-	-	-	-	-	Seattle	-	-	-	-	-
-	-	-	-	-	Philadelphia	-	-	-	-	-	-	-	-	-	-	Tampa Bay	-	-	-	-	-
-	-	-	-	-	Pittsburgh	-	-	-	-	-	-	-	-	-	-	Texas	-	-	-	-	-
-	-	-	-	-	St. Louis	-	-	-	-	-	-	-	-	-	-	Toronto	-	-	-	-	-
.833	6	5	0	1	San Diego	.833	6	5	0	1	.714	7	5	0	1	Home	.714	7	5	0	1
.000	1	0	0	0	San Francisco	.000	1	0	0	0	.167	6	1	0	0	Road	.167	6	1	0	0
-	-	-	-	-	March/April	-	-	-	-	-	.667	9	6	0	1	Day	.667	9	6	0	1
-	-	-	-	-	May	-	-	-	-	-	.000	4	0	0	0	Night	.000	4	0	0	0
-	-	-	-	-	June	-	-	-	-	-	.462	13	6	0	1	Grass	.462	13	6	0	1
-	-	-	-	-	July	-	-	-	-	-	-	-	-	-	Turf	-	-	-	-	-	
-	-	-	-	-	August	-	-	-	-	-	-	-	-	-	-	Pre-ASG	-	-	-	-	-
.462	13	6	0	1	Sept./Oct.	.462	13	6	0	1	.462	13	6	0	1	Post-ASG	.462	13	6	0	1
.250	4	1	0	0	Pinch-Hitting	.250	4	1	0	0	.833	6	5	0	1	vs. LHP	.833	6	5	0	1
-	-	-	-	-	DH	-	-	-	-	-	.143	7	1	0	0	vs. RHP	.143	7	1	0	0

JOE THURSTON'S CAREER HITTING BREAKDOWN BY BALLPARK

BALLPARK	AVG.	AB	H	HR	RBI	BALLPARK	AVG.	AB	H	HR	RBI
Bank One Ballpark	.000	2	0	0	0	Ballpark in Arlington	-	-	-	-	-
Busch Stadium	-	-	-	-	-	Comerica Park	-	-	-	-	-
Cinergy Field/Riverfront Stadium	-	-	-	-	-	Comiskey Park (new)	-	-	-	-	-
Coors Field	.333	3	1	0	0	Edison Int'l Field/Anaheim	-	-	-	-	-
Dodger Stadium	.714	7	5	0	1	Fenway Park	-	-	-	-	-
Miller Park	-	-	-	-	-	Jacobs Field	-	-	-	-	-
Minute Maid Park/Enron Field	-	-	-	-	-	Kauffman/Royals Stadium	-	-	-	-	-
Olympic Stadium	-	-	-	-	-	Metrodome	-	-	-	-	-
Pacific Bell Park	.000	1	0	0	0	Network Assoc./Oak. Coliseum	-	-	-	-	-
PNC Park	-	-	-	-	-	Oriole Park at Camden Yards	-	-	-	-	-
Pro Player Stadium	-	-	-	-	-	SAFECO Field	-	-	-	-	-
Qualcomm/Jack Murphy Stadium	-	-	-	-	-	SkyDome	-	-	-	-	-
Shea Stadium	-	-	-	-	-	Tiger Stadium	-	-	-	-	-
Turner Field	-	-	-	-	-	Tropicana Field	-	-	-	-	-
Veterans Stadium	-	-	-	-	-	Yankee Stadium	-	-	-	-	-
Wrigley Field	-	-	-	-	-						

JOE THURSTON'S CAREER FIELDING RECORD

POSITION	PCT	G	PO	A	E	TC	DP
Second Base	1.000	4	4	6	0	10	3

CAREER TRANSACTIONS

- Selected by Los Angeles in the fourth round of the June 1999 First-Year Player Draft.

DISABLED LIST

- Has not spent time on the disabled list in the Major Leagues.

CAREER SINGLE-GAME BESTS

Most Hits:	4, Sept. 29, 2002 vs. SD	Most Stolen Bases:	None
Most RBI:	1, Sept. 28, 2002 vs. SD	Most Walks:	None
Most Home Runs:	None	Longest Hitting Streak:	2 games, Sept. 28-29, 2002
Most Runs Scored:	1, Sept. 14, 2002 at COL	Grand Slams:	None



Daryle Ward

BATS/THROWS: Left/Left • HEIGHT/WEIGHT: 6-2/240

OPENING DAY AGE: 27 • BORN: June 27, 1975 in Lynwood, CA • M.L. SERVICE: 3.125

RESIDES: Riverside, CA • ACQUIRED: Acquired in a two-player trade with Houston on January 25, 2003.



CAREER SUMMARY: Enters his sixth season in the Major Leagues, first with Los Angeles...has a lifetime average of .269 with 49 home runs and 188 RBI in 418 games for the Houston Astros...39 percent of his Major League hits have been for extra bases (113 of 291) and 34 percent of his hits in the minor leagues were for extra bases (246 of 714)...in 1999 was voted the Astros Rookie of the Year by the Houston Chapter of the Baseball Writers Association of America and was also the team MVP for Triple-A New Orleans...made his Major League debut on May 14, 1998 at Pittsburgh and collected his first ML hit on May 22, 1998 off San Diego's Donne Wall...slugged his first ML home run as a pinch-hitter on July 28, 1999 at Colorado off Mike Porzio.

2002: Played in 136 games for the Houston Astros, hitting .276 (125-for-453) with 12 home runs and 72 RBI...recorded career highs in virtually every offensive category with the exception of home runs...it was his first season as an everyday player, as he started 117 games in left field...hit .279 (109-for-390) with 11 home runs and 65 RBI off right-handed pitching...hit .313 (40-for-128) with four home runs and 58 RBI when batting with runners in scoring position...hit at a .311 clip (19-for-61) vs. NL West opponents Arizona, Colorado, San Diego and San Francisco...went 3-for-4 with a three-run home run and four RBI on April 3 vs. Milwaukee...hit his first career walk-off home run in the 12th inning to give the Astros a 7-6 win vs. St. Louis on April 7...had a career-high 15-game hitting streak from April 13-30, batting

.386 (22-for-57) with eight doubles and five RBI...batted .362 (34-for-94) with 11 doubles, two home runs and 11 RBI in April...went homerless for 215 at-bats from April 9-June 23, snapping the drought with a blast in the second inning on June 25 off Curt Schilling...hit his second career grand slam on July 6 at Pittsburgh off Kip Wells...the blast traveled 479 feet and was the first in the history of PNC Park to land in the Allegheny River on the fly and the second longest home run all-time at the stadium...was 2-for-3 with a home run and three RBI on July 12 vs. Cincinnati...was 3-for-4 with two runs scored on Aug. 1 at New York (NL)...tied a career high with four hits (4-for-4) on Aug. 12 at Chicago with three RBI and a home run off Kerry Wood...was slowed by a hip flexor and did not start from Sept. 2-10, but was 2-for-4 with a double and two RBI in that stretch...started again on Sept. 11 vs. Colorado and went 1-for-4...had his second career multi-homer game on Sept. 25 vs. Milwaukee when he went 2-for-3 with four RBI and connected twice on round-trippers...**2001:** Batted .263 with nine home runs and 39 RBI in 95 games...batted .304 (24-for-79) in his final 41 regular season games (15 starts)...hit .294 (25-for-85) after the sixth inning...hit .308 (8-for-26) vs. left-handed pitching, with four of the eight hits being home runs...made his first Opening Day start (right field) and hit a grand slam with a career-high six RBI on April 3 vs. Milwaukee...followed that up on April 4 against the Brewers with four hits in a game for the first time in his career, going 4-for-5...homered in consecutive games on May 2 and May 4 at Montreal...the home run on May 2 tied the game in the eighth inning and the Astros won it eventually 6-5 in 10 innings...also homered in consecutive games on May 18 and May 20 vs. Cincinnati...hit his fifth career pinch-hit home run, a three-run shot, off Osvaldo Fernandez in the seventh inning on May 18 vs. Cincinnati...made his first start of the season at first base on May 20 and hit a solo home run...hit .320 (8-for-25) in 13 July games...went 3-for-3 with a run scored on Aug. 3 vs. Montreal...also homered in back-to-back games on Aug. 12 at Florida and Aug. 13 vs. Chicago (NL), the eighth time he had connected in consecutive games played...batted .304 (7-for-23) with four RBI in September...**2000:** Earned a spot on the Astros' Opening Day roster for the first time and in his first full Major League season, he established career highs in almost every category, including home runs (20) and RBI (47)...made 41 starts in left field, five at first base and four in right field...batted .295 (11-for-52) and led the club with two home runs and five RBI as a pinch-hitter...recorded his first career multi-homer game with a solo homer off Pat Hentgen and a two-run shot off Heatcliff Slocumb vs. St. Louis on April 10...hit his second pinch-hit home run of the year and the fourth of his career in the seventh inning on Aug. 14 vs. Pittsburgh...the homer was his second and only the third overall to land in Enron Field's Ruggles Restaurant...batted .333 (15-for-45) in July...hit his first Major League triple on July 29 at Atlanta in a pinch-hit at-bat...tied his then-career high with three hits (3-for-4) on Aug. 10 vs. New York (NL)...hit .333 (11-for-33) in August with four home runs and seven RBI...hit his 20th home run in the last game of the year on Oct. 1 vs. Milwaukee...became the fifth Astro to hit 20 home runs for the season, a new franchise record...**1999:** Voted the Astros Rookie of the Year by the Houston Chapter of the BBWAA as he batted .273 with eight home runs and 30 RBI in 64 games...was also the club MVP for Triple-A New Orleans, batting .353 (85-for-241) with 28 home runs and 65 RBI despite playing only 61 games for the Zephyrs...made 29 starts in left field and three starts at first base...recalled from New Orleans when Ken Caminiti was placed on the 15-day disabled list on May 22 due to a strained hamstring...hit a pinch-hit double in his first at-bat of the season with Houston on May 25 vs. Colorado...returned to New Orleans after batting .286 (8-for-28) when Jack Howell was activated from the disabled list on June 24...recalled on July 20...launched his first Major League homer on July 28 at Colorado off Mike Porzio, a pinch-hit blast...hit his first career homer in the Astrodome on Aug. 29 vs. Florida, a three-run blast in the sixth inning that put the Astros ahead 4-2 en route to a 10-4 win...turned in a .309 (17-for-55) performance in September with four homers and 15 RBI...hit three home runs in four games from Sept. 5-9...had three hits (3-for-4) in 6-4 win vs. Chicago (NL) on Sept. 10...doubled in the first three runs of the game in the Astros' division-clinching win over the Dodgers on Oct. 3...batted .348 (23-for-66) with five homers and 20 RBI over his final 20 starts from Aug. 24-Oct. 3...**1998:** Spent the majority of the season at New Orleans, but did reach the Major Leagues for the first time...recalled from New Orleans on May 13 when Jeff Bagwell was placed on the 15-day disabled list for a laceration on his right knee...was hitting .323 (31-for-96) with five homers and 26 RBI in 23 games before the promotion...made his Major League debut on May 14 at Pittsburgh as a pinch-hitter and struck out...appeared in four games, all as a pinch-hitter (1-for-3)...recorded his first Major League hit on May 22 against San Diego, a pinch-hit single in the sixth inning off Donne Wall...optioned to New Orleans on May 27 when Bagwell returned from the DL...connected for six home runs during the playoffs and Triple-A World Series...homered and drove in four runs on Sept. 9 in Game One of the Pacific Coast League semifinal series...batted .400 (14-for-35) with four homers and nine RBI in the PCL playoffs...hit two home runs and drove in four runs in New Orleans' 7-2 win over Buffalo on Sept. 21 in Game One of the World Series...batted .294 (5-for-17, 2 HR, 6 RBI) in the Zephyrs' three games to one, best-of-five victory...**1997:** Spent majority of the 1997 season at Double-A Jackson before being promoted to New Orleans in August...named the Jackson MVP...also was selected to the Texas League and Double-A All-Star teams...had five RBI (2-for-4, 1 HR) in an 11-10 win against Tulsa on May 26...hit a three-run homer in the eighth inning to tie the game...hit safely in nine straight games (14-for-31, 3 2B, 2 HR, 11 RBI) from May 29-June 10, raising his average from .345 to .361, third-best in the league...his 50 RBI also ranked third...hit .487 (19-for-39, 4 2B, 3 HR, 14 RBI) in 11 games from June 2-13...he was tied for first in homers (13) and was second in batting (.363) and slugging (.586) through June 18...**1996:** Spent most of the season with Detroit's Class-A Lakeland club before finishing the season at Triple-A Toledo...ranked by *Baseball America* as the eighth-best Florida State League batting prospect in the "Tools of the Trade." issue...played winter ball in Arizona for Peoria...**1995:** Played the entire season at Class-A Fayetteville and was named to the South Atlantic League All-Star team...**1994:** Spent his first season as a pro at Bristol of the Appalachian League where he batted .267 in 48 games (43-for-161, 5 HR 30 RBI).



PERSONAL: Daryle Lamont Ward...married to Shannon...they have three children, daughter Jordan (9) and sons Jaylne (5) and Josiah (2)...is a 1993 graduate of Bethel Christian High School (CA)...attended Rancho Santiago College in Santa Ana, CA...is the son of former big league player Gary Ward who played for Minnesota (1979-83), Texas (1984-86), the New York Yankees (1987-89) and Detroit (1989-90)...enrolled at Duke University weight loss clinic prior to spring training in 1998 in an effort to improve his conditioning.

WARD

DARYLE WARD'S CAREER BATTING RECORD

YEAR	TEAM	AVG	G	AB	R	H	2B	3B	HR	RBI	SH	SF	HP	BB	SO	SB	CS	E
1994	Bristol	.267	48	161	17	43	6	0	5	30	1	1	0	19	33	5	1	11
1995	Fayetteville	.284	137	524	75	149	32	0	14	106	0	7	5	46	111	1	2	14
1996	Toledo	.174	6	23	1	4	0	0	0	1	0	0	0	3	0	0	1	
	Lakeland	.291	128	464	65	135	29	4	10	68	0	4	6	57	77	1	1	8
1997	Jackson	.329	114	422	72	139	25	0	19	90	0	1	3	46	68	4	2	12
	New Orleans	.375	14	48	4	18	1	0	2	8	0	0	0	7	7	0	0	2
1998	New Orleans	.305	116	463	78	141	31	1	23	96	0	4	2	41	78	2	0	13
	HOUSTON	.333	4	3	1	1	0	0	0	0	0	0	0	1	2	0	0	0
1999	New Orleans	.353	61	241	56	85	15	1	28	65	0	0	3	23	43	1	1	5
	HOUSTON	.273	64	150	11	41	6	0	8	30	0	2	0	9	31	0	0	2
2000	HOUSTON	.258	119	264	36	68	10	2	20	47	0	2	0	15	61	0	0	1
2001	HOUSTON	.263	95	213	21	56	15	0	9	39	0	2	1	19	48	0	0	1
2002	HOUSTON	.276	136	453	41	125	31	0	12	72	0	4	1	33	82	1	3	3
Major League Totals-5 years		.269	418	1083	110	291	62	2	49	188	0	10	2	77	224	1	3	7
Minor League Totals-6 years		.304	624	2346	368	714	139	6	101	464	1	17	19	239	420	14	7	66

DARYLE WARD'S CAREER BATTING BREAKDOWN

2002				CAREER				2002				CAREER			
AVG	AB	H	HR RBI	AVG	AB	H	HR RBI	AVG	AB	H	HR RBI	AVG	AB	H	HR RBI
.222	18	4	1 3	Arizona	.171	35	6 2 5	-	-	-	-	Anaheim	-	-	-
.368	19	7	0 4	Atlanta	.308	39	12 0 6	-	-	-	-	Baltimore	-	-	-
.274	62	17	1 11	Chicago	.288	104	30 5 21	-	-	-	-	Boston	-	-	-
.321	53	17	1 8	Cincinnati	.304	102	31 7 20	-	-	-	-	Chicago	.364	22	8 1 4
.385	13	5	0 1	Colorado	.316	38	12 1 4	-	-	-	-	Cleveland	.409	22	9 2 4
.318	22	7	0 3	Florida	.295	44	13 2 10	-	-	-	-	Detroit	.333	12	4 0 2
-	-	-	-	Houston	-	-	-	-	-	-	-	Kansas City	.222	9	2 0 1
.167	6	1	0 1	Los Angeles	.160	50	8 0 7	-	-	-	-	Minnesota	.133	15	2 1 3
.279	43	12	5 13	Milwaukee	.295	112	33 8 29	-	-	-	-	New York	-	-	-
.182	22	4	0 1	Montreal	.286	49	14 4 10	.000	11	0	0 1	Oakland	.000	11	0 0 1
.375	16	6	0 2	New York	.273	55	15 2 4	.125	8	1	0 2	Seattle	.125	8	1 0 2
.333	15	5	0 2	Philadelphia	.283	46	13 3 11	-	-	-	-	Tampa Bay	-	-	-
.194	36	7	3 7	Pittsburgh	.238	101	24 6 13	.125	8	1	0 0	Texas	.091	11	1 0 1
.296	71	21	1 11	St. Louis	.283	106	30 3 18	-	-	-	-	Toronto	-	-	-
.364	11	4	0 2	San Diego	.286	49	14 2 11	.273	227	62	9 44	Home	.280	504	141 29 105
.316	19	6	0 0	San Francisco	.209	43	9 0 1	.279	226	63	3 28	Road	.259	579	150 20 83
.362	94	34	2 11	March/April	.323	186	60 8 35	.207	169	35	2 17	Day	.243	383	93 15 62
.276	87	24	0 10	May	.262	195	51 9 27	.317	284	90	10 55	Night	.283	700	198 34 126
.164	73	12	1 9	June	.172	186	32 5 23	.280	436	122	12 71	Grass	.270	918	248 41 161
.235	68	16	5 16	July	.288	153	44 9 30	.176	17	3	0 1	Turf	.261	165	43 8 27
.325	80	26	1 15	August	.285	186	53 9 35	.274	270	74	4 34	Pre-ASG	.253	600	152 23 90
.255	51	13	3 11	Sept./Oct.	.288	177	51 9 38	.279	183	51	8 38	Post-ASG	.288	483	139 26 98
.200	15	3	0 2	Pinch-Hitting	.235	132	31 5 18	.204	54	11	1 7	vs. LHP	.252	115	29 8 26
.250	4	1	0 0	DH	.262	42	11 1 7	.286	399	114	11 65	vs. RHP	.271	968	262 41 162

DARYLE WARD'S CAREER DIVISION SERIES BATTING RECORD

Year	TEAM VS. OPP.	AVG	G	AB	R	H	2B	3B	HR	RBI	SH	SF	HP	BB	SO	SB	CS	E
1999	HOUSTON vs. Atl.	.143	3	7	1	1	0	0	1	1	0	0	0	0	2	0	0	1
Division Series Totals		.143	3	7	1	1	0	0	1	1	0	0	0	0	2	0	0	1

DARYLE WARD'S CAREER HITTING BREAKDOWN BY BALLPARK

BALLPARK	AVG.	AB	H	HR	RBI	BALLPARK	AVG.	AB	H	HR	RBI
Astrodome	.274	73	20	2	14	Ballpark in Arlington	.111	9	1	0	1
Bank One Ballpark	.192	26	5	1	4	Comerica Park	.333	12	4	0	2
Busch Stadium	.260	50	13	0	6	Comiskey Park (new)	.417	12	5	0	2
Cinergy Field/Riverfront Stadium	.273	55	15	0	4	Edison Int'l Field/Anaheim	---	-	-	-	-
Coors Field	.321	28	9	1	4	Fenway Park	---	-	-	-	-
County Stadium	.179	28	5	1	3	Jacobs Field	.333	12	4	2	3
Dodger Stadium	.167	24	4	0	3	Kauffman/Royals Stadium	.250	8	2	0	1
Minute Maid Park/Enron Field	.281	431	121	27	91	Metrodome	.091	11	1	0	1
Miller Park	.250	32	8	1	3	Network Assoc./Oak. Coliseum	.000	11	0	0	1
Olympic Stadium	.259	27	7	3	6	Oriole Park at Camden Yards	---	-	-	-	-
Pacific Bell Park	.190	21	4	0	1	SAFECO Field	---	-	-	-	-
PNC Park	.190	21	4	1	5	SkyDome	---	-	-	-	-
Pro Player Stadium	.250	20	5	1	3	Tropicana Field	---	-	-	-	-
Qualcomm/Jack Murphy Stadium	.320	25	8	2	10	Yankee Stadium	---	-	-	-	-
Shea Stadium	.346	26	9	1	2						
Three Rivers Stadium	.346	26	9	1	2						
Turner Field	.474	19	9	0	3						
Veterans Stadium	.250	20	5	2	4						
Wrigley Field	.250	56	14	3	9						

DARYLE WARD'S CAREER FIELDING RECORD

POSITION	PCT	G	PO	A	E	TC	DP
Outfield	.979	242	311	13	7	331	5
First base	1.000	38	110	5	0	115	13

CAREER TRANSACTIONS

- Selected by Detroit in the 15th round of the June 1994 First-Year Player Draft.
- Acquired by Houston along with Brad Ausmus (C), Jose Lima (RHP), Trevor Miller (LH P) and C.J. Nitkowski (LHP) from Detroit for Doug Brocail (RHP), Brian Hunter (OF), Todd Jones (RHP), Orlando Miller (INF) and a player to be named later or cash considerations on Dec. 10, 1996.
- Acquired by Los Angeles from Houston for Ruddy Lugo (RHP) on Jan. 25, 2003.

DISABLED LIST

- Has not spent time on the DL in the Major Leagues.

CAREER SINGLE-GAME BESTS

Most Hits:	4, Aug. 12, 2002 at CHI (NL)	Most Stolen Bases:	1, Aug. 19, 2002 at CIN
Most RBI:	6, April 3, 2001 vs. MIL	Most Walks:	2 (7 times), last time: July 30, 2002 at NYM
Most Home Runs:	2 (twice), last time: Sept. 25, 2002 vs. MIL	Longest Hitting Streak:	15 games, April 13-30, 2002
Most Runs Scored:	3, Aug. 12, 2002 at CHI (NL)	Career Grand Slams:	2, last time: July 6, 2002 at PIT (K. Wells)

CEY, GUERRERO AND YEAGER WIN WORLD SERIES MVP HONORS

Prior to the 2001 World Series when both Randy Johnson and Curt Schilling were named Most Valuable Players, the 1981 World Series was the only other Fall Classic to have more than one MVP. The Dodgers defeated the New York Yankees, four games to two, in 1981 and Ron Cey, Pedro Guerrero and Steve Yeager were all named MVP's. Cey batted .350 with one home run and six RBI, Guerrero hit .333 with two homer and seven RBI while Yeager batted .286 with two home runs and four RBI.



Wilson Alvarez



BATS/THROWS: Left/Left • HEIGHT/WEIGHT: 6-1/255

OPENING DAY AGE: 33 • BORN: March 24, 1970 in Maracaibo, VZ • M.L. SERVICE: 11.061
RESIDES: Bradenton, FL • ACQUIRED: Signed to a minor league contract on Jan. 17, 2003

CAREER SUMMARY: The veteran left-hander has pitched in 12 Major League seasons with the Texas Rangers (1989), Chicago White Sox (1991-97), San Francisco Giants (1997) and Tampa Bay Devil Rays (1998-99, 2002), compiling an 88-80 overall record in 273 games (234 starts)...the 88 wins rank first all-time among Venezuelan pitchers...in only his second big league game for the White Sox on Aug. 11, 1991, picked up his first Major League win by becoming the eighth youngest pitcher (21 years, four months) to throw a no-hitter as he blanked Baltimore, 7-0...pitched in 1994 Major League All-Star Game...twice posted a career-high 15 victories for Chicago (1993 and 1996)...put together a 15-game winning streak from Aug. 24, 1993-May 27, 1994...threw the first pitch in Tampa Bay Devil Rays history on March 31, 1998 vs. Detroit after signing a five-year free agent contract...originally inked by Texas as a non-drafted free agent on Sept. 23, 1986...made Major League debut with the Rangers on July 21, 1989 and five days later was traded with Scott Fletcher and Sammy Sosa to the White Sox for Harold Baines and Fred Manrique.

2002: Returned to the Major Leagues with Tampa Bay after pitching in 10 minor league games (all rehabilitation appearances) over the previous two seasons while recovering from a left shoulder injury...underwent rotator cuff surgery on May 25, 2000...on April 6 at Yankee Stadium, made first Major League appearance since Sept. 26, 1999...following his April 14 start vs. Toronto, was placed on the 15-day disabled list with a strained muscle in his right side...after two rehabilitation outings at Double-A Orlando, in which he was 1-0 with a 1.13 ERA, was activated from the DL on May 31...pitched 6.0 innings, allowing two earned runs and six hits, on June 5 at Toronto to earn his first big league win since Aug. 29, 1999 at Cleveland...won his second game of the campaign on June 28 vs. Florida as he hurled 7.0 shutout innings in a 4-0 victory, yielding four hits and three walks with five strikeouts...went back on the disabled list on July 17 with tendinitis in his left elbow...activated on Aug. 6 and tossed 3.0 scoreless innings of one-hit relief that night, striking out four, at Cleveland...on Aug. 10 at Kansas City, hurled 4.0 relief innings, allowing one earned run, in the Devil Rays' 13-6 triumph to record his second professional save (the other coming with the White Sox on April 7, 1992 at California)...overall in seven August outings, posted a 2.76 ERA (5 ER/16.1 IP).

PERSONAL: Wilson Eduardo Alvarez...he and his wife Daihanna have three daughters Vanessa (4/16/93), Viviana (1/16/95) and Valentina (7/15/00)...represented Venezuela in international tournaments at every age level and pitched 12 no-hitters from 1981-86...runs the Wilson Alvarez Foundation, which provides food, water and clothing for the needy through his native Venezuela...signed by Rangers scout Luis Rosa.

WILSON ALVAREZ'S CAREER PITCHING RECORD

YEAR	TEAM	W-L	ERA	G	GS	CG	SHO	SV	IP	H	R	ER	HR	HB	BB	SO	WP	BK
1987	Gastonia	1-5	6.47	8	6	0	0	0	32.0	39	24	23	5	4	23	19	0	0
	GCL Rangers	2-5	5.24	10	10	0	0	0	44.2	41	29	26	6	3	21	46	3	0
1988	Gastonia	4-11	2.98	23	23	1	0	0	127.0	113	63	42	5	7	49	134	5	10
	Oklahoma City	1-1	3.78	5	3	0	0	0	16.2	17	8	7	2	1	6	9	0	0
1989	Charlotte	7-4	2.11	13	13	3	2	0	81.0	68	29	19	2	4	21	51	4	0
	Tulsa	2-2	2.06	7	7	1	1	0	48.0	40	14	11	1	0	16	29	1	4
	Birmingham	2-1	3.03	6	6	0	0	0	35.2	32	12	12	2	1	16	18	1	1
	TEXAS	0-1	-	1	1	0	0	0	0.0	3	3	3	2	0	2	0	0	0
1990	Vancouver	7-7	6.00	17	15	1	0	0	75.0	91	54	50	7	4	51	35	1	2
	Birmingham	5-1	4.27	7	7	1	0	0	46.1	44	24	22	5	0	25	36	2	2
1991	Birmingham	10-6	1.83	23	23	3	2	0	152.1	109	46	31	6	3	74	165	9	3
	CHICAGO (AL)	3-2	3.51	10	9	2	1	0	56.1	47	26	22	9	0	29	32	2	0
1992	CHICAGO (AL)	5-3	5.20	34	9	0	0	1	100.1	103	64	58	12	4	65	66	2	0
1993	Nashville	0-1	2.84	1	1	0	0	0	6.1	7	7	2	0	0	2	8	0	0
	CHICAGO (AL)	15-8	2.95	31	31	1	1	0	207.2	168	78	68	14	7	122	155	2	1
1994	CHICAGO (AL)	12-8	3.45	24	24	2	1	0	161.2	147	72	62	16	0	62	108	3	0
1995	CHICAGO (AL)	8-11	4.32	29	29	3	0	0	175.0	171	96	84	21	2	93	118	1	2
1996	CHICAGO (AL)	15-10	4.22	35	35	0	0	0	217.1	216	106	102	21	4	97	181	2	0
1997	CHICAGO (AL)	9-8	3.03	22	22	2	1	0	145.2	126	61	49	9	3	55	110	4	0
	SAN FRANCISCO	4-3	4.48	11	11	0	0	0	66.1	54	36	33	9	1	36	69	1	1
1998	GCL Devil Rays	0-0	0.00	1	1	0	0	0	3.0	2	0	0	0	0	1	4	0	0
	St. Petersburg	0-1	27.00	1	1	0	0	0	1.2	5	5	5	1	0	2	2	0	0
	Durham	0-0	0.86	1	1	0	0	0	4.2	4	2	2	0	0	2	6	0	0
	TAMPA BAY	6-14	4.73	25	25	0	0	0	142.2	130	78	75	18	9	68	107	4	0
1999	TAMPA BAY	9-9	4.22	28	28	1	0	0	160.0	159	92	75	22	6	79	128	3	0
2000	St. Petersburg	0-0	0.00	1	1	0	0	0	4.0	0	0	0	0	0	0	2	0	0
2001	Orlando	1-3	4.43	5	5	0	0	0	20.1	24	10	10	2	1	6	18	1	0
	Durham	1-1	3.00	4	4	0	0	0	18.0	20	8	6	2	0	6	16	1	0
2002	Orlando	1-0	1.13	2	2	0	0	0	8.0	6	1	1	0	0	2	7	0	0
	TAMPA BAY	2-3	5.28	23	10	0	0	1	75.0	80	47	44	13	4	36	56	2	0
Major League Totals-11 years		88-80	4.03	273	234	11	4	2	1508.0	1404	759	675	166	40	744	1130	26	4



Larry Barnes



BATS/THROWS: Left/Left • HEIGHT/WEIGHT: 6-1/190

OPENING DAY AGE: 28 • BORN: July 23, 1974 in Bakersfield, CA • M.L. SERVICE: 0.026
RESIDES: Bakersfield, CA • ACQUIRED: Signed to a minor league contract on November 7, 2002

CAREER SUMMARY: Has appeared in 16 Major League contests, all in 2001 with the Anaheim Angels...batted .100 (4-for-40) with a home run and two RBI during his stint with the Halos...made his Major League debut on April 11, 2001 vs. Texas, going hitless in one at-bat...collected his first career hit on April 12, 2001 vs. the Rangers, sending a 1-0 offering from Jeff Brantley out of the park during a 13-3 Angel victory...has compiled a career .290 batting average in eight minor league seasons with 200 doubles, 55 triples, 121 home runs and 610 RBI...compiled career-highs in 1996 with Cedar Rapids with a .317 batting average, 36 doubles, 27 homers and 112 RBI.

2002: Played the entire year for Triple-A Salt Lake of the Pacific Coast League and hit .314 (142-for-452)...his 20 home runs were tied for first on the team and 95 RBI was second most...he led his team with a .560 slugging percentage...had 253 total bases including 29 doubles and 11 triples...hit multiple home runs in four games...hit two grand slams and posted a .444 average with bases loaded.

PERSONAL: Larry Richard Barnes, Jr...attended Bakersfield (CA) High School and Fresno State University (CA)...signed by Anaheim Angels scout Tom Davis.

LARRY BARNES' CAREER BATTING RECORD

YEAR	TEAM	AVG	G	AB	R	H	2B	3B	HR	RBI	SH	SF	HP	BB	SO	SB	CS	E
1995	Mesa	.310	56	197	42	61	8	3	3	37	1	2	5	27	40	12	5	8
1996	Cedar Rapids	.317	131	489	84	155	36	5	27	112	1	6	6	58	101	9	6	11
1997	Lake Elsinore	.287	115	446	68	128	32	2	13	71	1	5	5	43	84	3	4	8
1998	Lake Elsinore	.246	51	183	32	45	11	2	7	33	0	0	1	22	49	2	0	6
	Midland	.273	69	245	29	67	16	4	6	35	2	2	1	28	54	4	2	7
1999	Erie	.286	130	497	73	142	25	9	20	100	0	16	5	49	99	14	3	9
2000	Edmonton	.257	103	397	56	102	22	11	7	54	0	3	0	48	81	3	6	3
2001	Salt Lake	.290	100	404	78	117	21	8	18	73	0	2	1	29	90	6	1	7
	ANAHEIM	.100	16	40	2	4	0	0	1	2	0	0	0	1	9	0	0	0
2002	Salt Lake	.314	114	452	71	142	29	11	20	95	0	8	4	28	90	8	1	8
Major League Totals - 1 year		.100	16	40	2	4	0	0	1	2	0	0	0	1	9	0	0	0
Minor League Totals - 8 years		.290	869	3310	533	959	200	55	121	610	5	44	28	332	688	61	28	67



Troy Brohawn



BATS/THROWS: Left/Left • HEIGHT/WEIGHT: 6-1/190

OPENING DAY AGE: 30 • BORN: January 14, 1973 in Cambridge, MD • M.L. SERVICE: 1.086
RESIDES: Woolford, MD • ACQUIRED: Signed to a minor league contract on December 21, 2002

CAREER SUMMARY: Is a career 2-4 with a 5.07 ERA in 55.0 innings pitched over 70 Major League games with the Arizona Diamondbacks (2000-01) and San Francisco Giants (2002)...appeared in one game during the Diamondbacks' 2001 World Championship run, pitching one scoreless inning with a strikeout vs. the New York Yankees in Game 6 of the Fall Classic...made his Major League debut at Colorado as a member of the Diamondbacks on April 14, 2001, pitching 2.0 innings of relief...earned his first Major League victory on May 8, 2001 as a D'back, pitching 1.0 inning of scoreless relief vs. Cincinnati, a 4-3 win.

2002: Split the season between Triple-A Fresno and the San Francisco Giants...appeared in 11 games for the Giants, going 0-1 with a 6.35 ERA (4 ER/5.2 IP)...held opponents to a .143 average in five home games while with San Francisco, spanning 4.0 innings...went 3-3 with a 3.65 ERA over 56 games and 69.0 innings with Fresno...struck out 55 batters over his 69.0 innings of work...recorded his only career save on April 18 vs. Nashville, pitching 3.0 scoreless innings with three strikeouts...was 1-1 with a save during the month of April, allowing three earned runs over 14.1 innings of work (1.88 ERA)...did not allow an earned run in 10.0 innings of work over seven games in the month of July, going 1-0 with one walk and nine strikeouts...held left-handers to a .228 average (21-for-92).

PERSONAL: Michael Troy Brohawn...a graduate of Cambridge South Dorchester High School in Cambridge, MD...attended the University of Nebraska...originally selected by the San Francisco Giants in the fourth round of the June 1994 First-Year Player Draft.

TROY BROHAWN'S CAREER PITCHING RECORD

YEAR	TEAM	W-L	ERA	G	GS	CG	SHO	SV	IP	H	R	ER	HR	HB	BB	SO	WP	BK
1994	San Jose	0-2	7.02	4	4	0	0	0	16.2	27	15	13	2	2	5	13	1	0
1995	San Jose	7-3	1.65	11	10	0	0	0	65.1	45	14	12	4	1	20	57	5	1
1996	Shreveport	9-10	4.60	28	28	0	0	0	156.2	163	99	80	30	6	49	82	8	3
1997	Shreveport	13-5	2.56	26	26	1	1	0	169.0	148	57	48	10	2	64	98	4	3
1998	Fresno	10-8	5.25	30	19	0	0	0	121.2	144	75	71	18	3	36	87	8	0
1999	Tucson	1-0	3.29	3	2	0	0	0	13.2	22	8	5	1	0	3	12	0	0
2000	Tucson	0-0	0.00	3	3	0	0	0	4.0	5	1	0	0	0	1	6	0	0
	Tucson	0-0	3.78	11	1	0	0	0	16.2	18	7	7	5	1	5	16	0	1
2001	Tucson	0-0	0.00	2	0	0	0	0	3.1	1	0	0	0	0	1	4	0	0
	ARIZONA	2-3	4.93	59	0	0	0	1	49.1	55	27	27	5	1	23	30	2	0
2002	Fresno	3-3	3.65	56	0	0	0	1	69.0	71	31	28	7	4	21	55	5	1
	SAN FRANCISCO	0-1	6.35	11	0	0	0	0	5.2	5	4	4	1	2	1	3	0	0
Major League Totals - 2 years		2-4	5.07	70	0	0	0	1	55.0	60	31	31	6	3	24	33	2	0
Minor League Totals - 9 years		43-31	3.74	174	93	1	1	1	636.0	644	307	264	77	19	205	430	31	9



Pedro Borbon



BATS/THROWS: Left/Left • **HEIGHT/WEIGHT:** 6-1/230

OPENING DAY AGE: 35 • **BORN:** Nov. 15, 1967 in Mao, DR • **M.L. SERVICE:** 8.045

RESIDES: Houston, TX • **ACQUIRED:** Signed to a minor league contract on Jan. 11, 2003

CAREER SUMMARY: Enters his ninth season in the Majors, having compiled a 16-15 record with a 4.45 ERA (145 ER/267 IP) with 224 strikeouts and six saves for four different teams...has appeared in 361 games over his eight-year Major League career, all out of the bullpen...began his career in the Atlanta Braves organization before having stints with the Dodgers, Toronto Blue Jays and last season with the Houston Astros...in previous stint with the Dodgers in 1999, was 4-3 with one save and a 4.09 ERA in a club-high 70 relief outings...made his Major League debut on Oct. 2, 1992 vs. San Diego...picked up his first Major League win on Aug. 3, 1995 vs. Philadelphia and saved his first Major League game on May 13, 1995 vs. Cincinnati.

2002: Finished the season 3-2, with a 5.50 ERA (23 ER/37.2 IP) in 56 games for the Astros, striking out 39 and walking 19...was a combined 4-4 with a 5.36 (30 ER/50.1 IP) in 72 games while striking out 50 and walking 25...started his third season with the Toronto Blue Jays where he went 1-2 with a 4.97 (7 ER/12.2 IP) in 16 games before being traded to the Houston Astros on May 15 for a player to be named later...overall, held lefties to a .240 batting average against...with the Astros had a 3.60 ERA vs. lefties in 55 games with 29 strikeouts and just seven walks in 25.0 innings...he averaged over 10 strikeouts per nine innings pitched...stuck out the only batter he faced in his Astro debut on May 17 against Pittsburgh...his first loss with Houston came on June 11 against Chicago as he allowed two runs in the eighth inning after entering a 5-5 tie...pitched two scoreless innings, fanning three, on Aug. 25 vs. Cincinnati to notch his first save since Aug. 26, 2000 at Texas...it was the sixth of his Major League career and for his fourth different team...entered the game on Sept. 18 at Milwaukee to face one batter with the bases loaded and picked up the second out...picked up his first win as an Astro on June 4 at Arizona...tossed 7.1 innings without allowing an earned run from July 16-Aug. 11, a span of 13 games...allowed just three earned runs between July 16-Aug. 29 in 13.1 innings over 21 appearances.

PERSONAL: Pedro Felix Borbon...has two children, Ty Noel (12) and Isabella Nicole (6)...graduated from Dewitt Clinton High School (NJ)...attended Ranger Junior College in Ranger, TX...is the son of former Major League pitcher Pedro Borbon, Sr. who pitched for the Cincinnati Reds, California Angels, San Francisco Giants and St. Louis Cardinals from 1969-80.

PEDRO BORBON'S CAREER PITCHING RECORD

YEAR	TEAM	W-L	ERA	G	GS	CG	SHO	SV	IP	H	R	ER	HR	HB	BB	SO	WP	BK
1988	GCL Braves	5-3	2.41	16	11	1	1	1	74.2	52	28	20	1	2	17	67	5	14
1990	Burlington	11-3	1.47	14	14	6	2	0	97.2	73	25	16	3	3	23	76	4	1
	Durham	4-5	5.43	11	11	0	0	0	61.1	73	40	37	8	2	16	37	2	1
1991	Durham	4-3	2.28	37	6	1	0	5	90.2	85	40	23	2	2	35	79	4	2
	Greenville	0-1	2.79	4	4	0	0	0	29.0	23	12	9	1	3	10	22	2	0
1992	Greenville	8-2	3.06	39	10	0	0	3	94.0	73	36	32	6	3	42	79	2	0
	ATLANTA	0-1	6.75	2	0	0	0	0	1.1	2	1	1	0	0	1	1	0	0
1993	Richmond	5-5	4.23	52	0	0	0	1	76.2	71	40	36	7	2	42	95	3	1
	ATLANTA	0-0	21.60	3	0	0	0	0	1.2	3	4	4	0	0	3	2	0	0
1994	Richmond	3-4	2.79	59	0	0	0	4	80.2	66	29	25	3	1	41	82	1	0
1995	ATLANTA	2-2	3.09	41	0	0	0	2	32.0	29	12	11	2	1	17	33	0	1
1996	Greenville	0-0	0.00	1	0	0	0	0	1.0	0	0	0	0	0	0	0	0	0
	ATLANTA	3-0	2.75	43	0	0	0	1	36.0	26	12	11	1	1	7	31	0	0
1998	Macon	0-0	9.00	3	0	0	0	0	3.0	4	3	3	1	0	1	3	0	0
	Greenville	0-2	4.74	16	0	0	0	0	19.0	21	14	10	2	2	14	10	0	0
	Richmond	0-1	5.70	20	0	0	0	0	23.2	29	17	15	1	2	8	15	0	0
1999	LOS ANGELES	4-3	4.09	70	0	0	0	1	50.2	39	23	23	5	1	29	33	1	0
2000	TORONTO	1-1	6.48	59	0	0	0	1	41.2	45	37	30	5	5	38	29	0	0
2001	TORONTO	2-4	3.71	71	0	0	0	0	53.1	48	24	22	8	4	12	45	0	0
2002	TORONTO	1-2	4.97	16	0	0	0	0	12.2	12	8	7	3	1	6	11	1	0
	HOUSTON	3-2	5.50	56	0	0	0	1	37.2	41	24	23	7	2	19	39	0	0
Major League Totals-8 years		16-15	4.45	361	0	0	0	6	267.0	245	145	132	31	15	132	224	2	1
Dodger Totals-1 year		4-3	4.09	70	0	0	0	1	50.2	39	23	23	5	1	29	33	1	0
Minor League Totals-8 years		40-29	3.12	272	56	8	3	14	651.1	570	284	226	35	22	249	565	23	19



Chris Clapinski



BATS/THROWS: Switch/Right • **HEIGHT/WEIGHT:** 6-0/170

OPENING DAY AGE: 31 • **BORN:** August 20, 1971 in Buffalo, New York • **M.L. SERVICE:** 1.013
RESIDES: Cape Canaveral, FL • **ACQUIRED:** Signed to a minor league contract on November 7, 2002

CAREER SUMMARY: Played 70 Major League games over the 1999 and 2000 seasons with the Florida Marlins...hit .267 (28-for-105) with one home run and nine RBI...made his Major League debut and collected a pinch-hit single in his first career at-bat on July 17, 1999 in Toronto...connected for his first career home run on Sept. 6, 2000 at Houston...signed by the Marlins as a non-drafted free agent in June 1992.

2002: Played the entire year for the Dodgers' Triple-A Las Vegas affiliate and hit .295 (101-for-342) with 12 homers and 57 RBI...in 102 games, he had 25 doubles, three triples and 58 runs...the switch-hitter hit .310 vs. right-handed pitchers and .253 vs. left-handed pitchers...in the month of August he hit .400 (18-for-45).

PERSONAL: Christopher Alan Clapinski...married to Jodi and resides in Cape Canaveral, FL...attended the University of California (Berkeley)...led the Bears to the 1992 College World Series with a team-high .379 batting average and 62 RBI.

CHRIS CLAPINSKI'S CAREER BATTING RECORD

YEAR	TEAM	AVG	G	AB	R	H	2B	3B	HR	RBI	SH	SF	HP	BB	SO	SB	CS	E
1992	GCL Marlins	.241	59	212	36	51	8	1	1	15	3	2	4	49	42	5	6	10
1993	Kane County	.210	82	214	22	45	12	1	0	27	8	4	1	31	55	3	8	16
1994	Brevard County	.287	65	157	33	45	12	3	1	13	7	1	3	23	28	3	2	5
1995	Portland	.236	87	208	32	49	9	3	4	30	5	5	2	28	44	5	2	4
	Portland	.260	23	73	15	19	7	0	3	11	1	1	2	13	13	3	1	2
1996	Charlotte	.285	105	362	74	103	20	1	10	39	8	5	3	47	54	13	6	16
	Charlotte	.262	110	340	62	89	24	2	12	52	6	2	9	48	64	14	2	12
1998	Brevard County	.071	5	14	1	1	0	1	0	4	0	1	0	7	2	0	0	1
	Charlotte	.269	100	312	53	84	18	1	9	35	7	1	5	39	53	11	3	9
1999	Calgary	.322	81	267	51	86	21	6	8	35	3	1	2	30	53	5	1	7
	FLORIDA	.232	36	56	6	13	1	2	0	2	0	0	1	9	12	1	0	3
2000	Calgary	.280	62	214	41	60	10	3	6	24	1	2	2	33	36	3	3	6
	Brevard County	.353	4	17	4	6	0	0	1	1	0	0	0	0	2	0	0	0
	FLORIDA	.306	34	49	12	15	4	1	1	7	1	0	0	5	7	0	0	4
2001	Portland	.222	5	18	6	4	0	0	1	2	2	0	0	4	2	1	0	0
	Brevard County	.345	10	29	10	10	0	0	1	6	0	0	1	14	5	0	0	1
	Calgary	.251	58	199	31	50	10	1	7	20	0	0	2	17	43	1	2	4
2002	Las Vegas	.295	102	342	58	101	25	3	12	57	8	3	5	39	52	2	0	11
Major League Totals - 2 years		.267	70	105	18	28	5	3	1	9	1	0	1	14	19	1	0	7
Minor League Totals - 11 years		.270	958	2978	529	803	176	26	76	371	59	28	41	422	548	69	36	104

BORBON/CLAPINSKI

NON-ROSTER PLAYERS

RIGHT-HANDED PITCHER
61

Bryan Corey



BATS/THROWS: Right/Right • **HEIGHT/WEIGHT:** 6-0/170

OPENING DAY AGE: 29 • **BORN:** October 21, 1973 in Thousand Oaks, CA • **M.L. SERVICE:** 0.033
RESIDES: Phoenix, AZ • **ACQUIRED:** Signed to a minor league contract on January 7, 2002

CAREER SUMMARY: Has pitched in four Major League games, three with Arizona in 1998 and one with the Dodgers in 2002...was selected by the Diamondbacks from Detroit in the November 1997 expansion draft...made his Major League debut on May 13, 1998 with Arizona, allowing two runs in 1.0 inning of work vs. Milwaukee...originally drafted as a shortstop in the 12th round by the Tigers in June of 1993...converted to a pitcher in 1995...returned to Detroit organization after being claimed off waivers from Arizona in December 1998...pitched in Triple-A for four different organizations over past the four seasons (1999-Detroit, 2000-Oakland, 2001-San Diego, 2002-Dodgers)...led the Single-A South Atlantic League with 34 saves for Fayetteville in 1996.

2002: Pitched the bulk of the season at Triple-A Las Vegas, making 37 relief appearances and compiling a 5-4 record, one save and a 4.36 ERA in 53.2 innings of work...contract was purchased by the Dodgers on May 27 when Kevin Brown was placed on the disabled list...pitched in one big league game and closed out the Dodgers' 8-4 win vs. Milwaukee on May 28 by retiring the side in order in the ninth inning...it was his first Major League game since May 23, 1998 when he hurled 1.0 inning for Arizona vs. the Dodgers...placed on the 15-day disabled list with a sprained left ankle on June 4 and upon his reinstatement, was optioned to Las Vegas where he remained through the end of the season...started his season with Las Vegas on the disabled list with a broken jaw and was activated on May 6...pitched a season-high 5.0 innings of relief to earn the win on Aug. 13 at Calgary as he gave up no runs on one hit and three walks...tossed 4.0 shutout innings to notch the victory on Aug. 26 vs. Nashville.

PERSONAL: Bryan Scott Corey...married to Christine...earned second team all-conference honors as a shortstop at Pierce Junior College Woodland Hills, CA...is a 1991 graduate of Thousand Oaks High School (CA).

BRYAN COREY'S CAREER PITCHING RECORD

YEAR	TEAM	W-L	ERA	G	GS	CG	SHO	SV	IP	H	R	ER	HR	HB	BB	SO	WP	BK
1995	Jamestown	2-2	3.86	29	0	0	0	10	28.0	21	14	12	2	1	12	41	4	0
1996	Fayetteville	6-4	1.21	60	0	0	0	34	82.0	50	19	11	2	2	17	101	6	2
1997	Jacksonville	3-8	4.76	52	0	0	0	9	68.0	74	42	36	8	1	21	37	4	0
1998	Tucson	4-6	5.44	39	10	0	0	2	87.2	116	61	53	14	6	24	50	2	2
	ARIZONA	0-0	9.00	3	0	0	0	0	4.0	6	4	4	1	1	2	1	0	0
1999	Toledo	5-2	2.86	48	0	0	0	2	69.1	63	27	22	6	2	34	36	2	1
2000	Sacramento	8-3	4.24	47	6	0	0	4	85.0	88	43	40	11	3	29	55	2	1
2001	Portland	8-7	4.67	47	12	0	0	6	106.0	124	55	55	12	3	31	66	1	1
2002	Las Vegas	5-4	4.36	37	0	0	0	1	53.2	79	31	26	5	2	18	33	0	0
	LOS ANGELES	0-0	0.00	1	0	0	0	0	1.0	0	0	0	0	0	0	0	0	0
Major League Totals - 2 years		0-0	7.20	4	0	0	0	0	5.0	6	4	4	1	1	2	1	0	0
Dodger Totals - 1 year		0-0	0.00	1	0	0	0	0	1.0	0	0	0	0	0	0	0	0	0
Minor League Totals - 8 years		41-36	3.96	359	28	0	0	68	579.2	615	292	255	60	20	186	419	21	7

LEFT-HANDED PITCHER
67

Lindsay Gulin



BATS/THROWS: Left/Left • **HEIGHT/WEIGHT:** 6-3/175

OPENING DAY AGE: 26 • **BORN:** November 22, 1976 in Southhampton, NY • **M.L. SERVICE:** 0.000
RESIDES: Issaquah, WA • **ACQUIRED:** Signed to a minor league contract on December 21, 2002

CAREER SUMMARY: Has pitched for four different big-league organizations in eight minor league seasons as well as for St. Paul in the independent Northern League in 1999...originally drafted in the 16th round and signed by the New York Mets in June 1995...has compiled a 69-32 career minor league record, including 11-2 for Daytona in 2000, when he earned Florida State League all-star accolades...was also 5-2 for Double-A West Tennessee in 2000 to finish the season with a combined 16 wins, putting together a 14-game winning streak at one point...while with Double-A Capital City in 1997, pitched a seven-inning, 3-0, no-hitter over Columbus.

2002: Split the season between Double-A Jacksonville and Triple-A Las Vegas, combining for a 10-4 record, three saves, a 3.88 ERA and 137 strikeouts in 130.0 innings...started the season with Jacksonville and went 5-2 with three saves and a 2.64 ERA in 19 outings, including three starts...selected to pitch in the Southern League All-Star Game...during April,

was 2-0 with two saves and a 2.45 ERA with 24 strikeouts in 22.0 innings...followed that by going 2-1 with one save and a 0.87 ERA in May, allowing just two earned runs, 15 hits and eight walks while striking out 24 batters in 20.2 innings...turned in three outings in which he hurled 4.0 innings without yielding an earned run...in his second start of the season, gave up just one run in 6.2 innings to earn the win on June 7 vs. Greenville...in his last start for the Suns, allowed just two earned runs and struck out eight, but suffered the loss on June 12 at Chattanooga...promoted to Las Vegas and made 14 starts for the Pacific Coast League South Division champion 51s, going 5-2 with a 4.98 ERA and 70 strikeouts in 68.2 innings...in his second start for Las Vegas, tossed 6.0 scoreless frames and struck out eight, but received a no-decision on June 30 vs. New Orleans...recorded the win on July 28 at Nashville when he gave up an unearned run and fanned eight in 7.0 innings...struck out eight again and allowed an earned run in 6.0 innings in a no-decision on Aug. 7 at Omaha...surrendered one earned run, six hits and one walk with seven strikeouts in 6.0 innings to get the win on Aug. 17 vs. Fresno...posted a win in his lone PCL playoff start as he gave up three runs on four hits and a walk with seven strikeouts in 7.0 innings to beat Edmonton, 7-3.

PERSONAL: Lindsay Tyson Gulin...originally signed by New York Mets scout Jim Reeves.

LINDSAY GULIN'S CAREER PITCHING RECORD

YEAR	TEAM	W-L	ERA	G	GS	CG	SHO	SV	IP	H	R	ER	HR	HB	BB	SO	WP	BK
1995	GCL Mets	6-0	1.71	10	4	0	0	0	47.1	36	11	9	4	1	13	48	2	2
	Pittsfield	1-0	3.86	1	1	0	0	0	7.0	4	4	3	1	0	3	3	1	1
1996	Columbia	7-7	2.64	19	19	1	0	0	122.1	88	40	33	6	6	57	134	5	6
1997	St. Lucie	0-3	9.23	9	6	0	0	0	26.1	36	31	27	2	1	21	11	6	1
	Columbia	8-1	2.91	17	15	1	1	0	99.0	77	37	32	2	5	60	118	9	1
1998	St. Lucie	1-1	2.33	6	4	0	0	0	27.0	16	9	7	2	1	11	19	1	0
	Lancaster	2-2	5.84	9	3	0	0	0	24.2	32	17	16	3	1	15	18	1	2
	Wisconsin	1-3	3.72	13	8	0	0	1	48.1	47	24	20	5	3	20	51	6	0
1999	St. Paul	8-2	3.18	16	16	0	0	0	102.0	83	41	36	8	5	46	83	6	6
	Daytona	2-0	0.00	3	1	0	0	0	13.2	7	0	0	0	0	7	19	0	0
2000	Daytona	11-2	2.46	19	17	0	0	0	109.2	93	34	30	8	3	43	97	5	3
	West Tenn	5-2	4.99	9	9	1	1	0	52.1	49	33	29	4	4	30	54	4	2
2001	Jacksonville	7-5	2.64	26	21	1	1	0	126.1	128	46	37	10	6	46	111	0	2
2002	Jacksonville	5-2	2.64	19	3	0	0	3	61.1	54	21	18	5	4	17	67	2	0
	Las Vegas	5-2	4.98	14	14	0	0	0	68.2	80	42	38	9	3	26	70	2	0
Minor League Totals - 8 years		69-32	3.26	190	141	4	3	4	926.0	830	390	335	69	43	415	903	50	26



David Lee



BATS/THROWS: Right/Right • **HEIGHT/WEIGHT:** 6-1/200

OPENING DAY AGE: 30 • **BORN:** March 12, 1973 in Pittsburgh, PA • **M.L. SERVICE:** 1.134

RESIDES: Pittsburgh, PA • **ACQUIRED:** Signed to a minor league contract on December 16, 2001

CAREER SUMMARY: Has appeared in 84 Major League contests with Colorado (1999-2000) and San Diego (2001)...made his Major League debut on May 22, 1999 with the Colorado Rockies vs. Arizona, allowing one earned run with two strikeouts in 1.1 innings of work...recorded his first career victory on July 22, 1999 vs. Los Angeles, not allowing an earned run in 2.0 innings of work...ranked second in games (54) and third in saves (25) among league leaders in 1998 with Single-A Salem...both totals marked career highs.

2002: Went 9-1 with a 4.59 ERA in 51 games with the Minnesota Twins' Triple-A affiliate in Edmonton...struck out 70 batters in 64.2 innings of work and saved five games...was 7-0 with one save and a 2.34 ERA (9 ER/34.2 IP) and 35 strikeouts in 22 home games...went 3-0 with two saves and a 2.30 ERA (8 ER/31.1 IP) in June and July.

PERSONAL: David Lee...originally selected by the Colorado Rockies in the 23rd round of the June 1995 First-Year Player Draft...attended Mercyhurst College (Erie, PA).

DAVID LEE'S CAREER PITCHING RECORD

YEAR	TEAM	W-L	ERA	G	GS	CG	SHO	SV	IP	H	R	ER	HR	HB	BB	SO	WP	BK
1996	Portland	5-1	0.78	17	0	0	0	7	23.0	13	3	2	0	3	16	24	1	0
	Salem	0-2	2.25	8	0	0	0	1	12.0	14	6	3	1	2	6	10	2	0
1997	Asheville	4-8	4.08	51	0	0	0	22	53.0	61	30	24	5	1	23	59	4	0
1998	Salem	3-5	3.77	54	0	0	0	25	57.1	57	26	24	2	3	15	54	3	1
1999	Colorado Springs	0-0	0.00	6	0	0	0	3	5.2	0	0	0	0	0	1	7	2	0
	Carolina	0-0	1.04	16	0	0	0	10	17.1	8	3	2	1	1	3	16	0	0
	COLORADO	3-2	3.67	36	0	0	0	0	49.0	43	21	20	4	4	29	38	3	1
2000	Colorado Springs	2-3	5.96	47	0	0	0	12	48.1	50	38	32	9	2	28	44	1	1
	COLORADO	0-0	11.12	7	0	0	0	1	5.2	10	9	7	3	1	6	6	0	0
2001	Portland	1-0	0.75	9	0	0	0	1	12.0	5	1	1	0	0	5	14	1	0
	Mobile	0-0	0.00	2	0	0	0	0	2.0	2	0	0	0	0	0	3	1	0
	SAN DIEGO	1-0	3.70	41	0	0	0	0	48.2	52	20	20	6	6	27	42	1	1
2002	Edmonton	9-1	4.59	51	0	0	0	5	64.2	80	44	33	5	2	31	70	5	0
Major League Totals - 3 years		4-2	4.09	84	0	0	0	1	103.1	105	50	47	13	11	62	86	4	2
Minor League Totals - 7 years		24-20	3.69	261	0	0	0	86	295.1	290	151	121	23	14	128	301	20	2



James Loney

BATS/THROWS: Left/Left • HEIGHT/WEIGHT: 6-3/200

OPENING DAY AGE: 18 • BORN: May 7, 1984 in Houston, TX • M.L. SERVICE: 0.000

RESIDES: Missouri City, TX • ACQUIRED: Selected in the first round of the June 2002 First-Year Player Draft



CAREER SUMMARY: The big left-handed hitting first baseman is in his second season in the Dodger organization after being chosen as the club's No. 1 pick (19th overall) in the June 2002 First-Year Player Draft out of Lawrence E. Elkins High School in Missouri City, TX...was ranked by *Baseball America* as the top prospect in the Rookie-level Pioneer League after starring for Great Falls in 2002...*Baseball America* also tabbed him as the best pure hitter in the draft, as having second-best professional debut by a high school player taken in the draft and the second-closest high school player to reaching the Major Leagues.

2002: Enjoyed a solid first professional season, playing for Rookie-level Great Falls and then Single-A Vero Beach...in a combined 64 games, he batted .350 (83-for-237) with 28 doubles, three triples, five home runs, 39 runs scored, 35 RBI, 31 walks and 25 multi-hit games...helped eventual Pioneer League champion Great Falls get off to a blazing start as he batted .371 with 22 doubles, three triples, five homers, 30 RBI and 33 runs scored in 47 games...ranked second in the league in doubles and tied for third in extra-base hits (30)...was promoted to Vero Beach on Aug. 7 and proceeded to hit .299 with six doubles in 17 Florida State League contests before having his season cut short when he suffered a broken wrist...while with Great Falls, he had 18 multi-hit games, including one four-hit game and four three-hit efforts...during July, he hit .400 (40-for-100) with 15 doubles, 16 RBI and 20 runs scored...put together a season-high 10-game hitting streak from July 15-25, batting .476 (20-for-42) with a triple, homer, eight doubles, nine runs scored and seven RBI during the stretch...reached base five times on a double, three singles and a walk on Aug. 5 vs. Missoula...in a four-game span for Vero Beach from Aug. 23-27, posted three three-hit performances...had two or more hits in eight of his 17 games with Vero Beach...served as the designated hitter in seven games between his two minor league stops and hit .393 (11-for-28) with five doubles...his combined fielding percentage in 55 games at first base was .990 (five errors in 477 total chances).

PERSONAL: James Anthony Loney...single...listed as a pitcher and ranked by *Baseball America* as the 46th-best overall prospect entering the 2002 draft...was a standout as both a pitcher and first baseman at Elkins High School...as a senior, he batted .509 with eight homers and 56 RBI in 106 at-bats while on the mound, he was 9-1 with a 1.80 ERA and 106 strikeouts in 54.0 innings...earned a utility spot on the *Baseball America* High School All-America first team...his team went 30-1 and was ranked No. 1 in the *Baseball America*/National High School Baseball Coaches Association Top 25...turned down scholarship offer to attend Baylor University...signed by Dodger scout Chris Smith.

JAMES LONEY'S CAREER BATTING RECORD

YEAR	TEAM	AVG	G	AB	R	H	2B	3B	HR	RBI	SH	SF	HP	BB	SO	SB	CS	E
2002	Great Falls	.371	47	170	33	63	22	3	5	30	0	0	2	25	18	5	4	5
	Vero Beach	.299	17	67	6	20	6	0	0	5	1	0	0	6	10	0	0	0
Minor League Totals - 1 year		.350	65	237	39	83	28	3	5	35	1	0	2	31	28	5	4	5



Calvin Maduro



BATS/THROWS: Right/Right • HEIGHT/WEIGHT: 6-0/200

OPENING DAY AGE: 28 • BORN: Sept. 5, 1974 in Santa Cruz, Aruba • M.L. SERVICE: 3.049
RESIDES: Santa Cruz, Aruba • ACQUIRED: Signed to a minor league contract on December 21, 2002

CAREER SUMMARY: The 6-0, 180-pound right-handed hurler has gone 10-19 with a 5.78 ERA over 68 Major League games (39 starts) with the Philadelphia Phillies (1996-97) and Baltimore Orioles (2000-02)...made his Major League debut with Philadelphia on Sept. 8, 1996 vs. the Chicago Cubs, allowing no runs and one hit in 1.0 inning of work...made his first career start on Sept. 22, 1996 vs. the New York Mets, not factoring in the decision in the club's 4-3 win, allowing two earned runs over 6.0 innings of work with five strikeouts...recorded his first career win on April 18, 1997, pitching a career-high 7.2 innings vs. Montreal (since tied on Sept. 29, 2001 with Baltimore vs. the New York Yankees)...pitched a 5-0 no-hit victory for Double-A Bowie against Portland on May 28, 1996 (first game of a doubleheader)...appeared in one game as a pinch-runner with Philadelphia in 1997.

2002: Went 2-5 with a 5.56 ERA (35 ER/56.2 IP) over 12 games (10 starts) with the Baltimore Orioles...was activated from the 15-day disabled list in the season's first week and was used in the starting rotation through May...pitched 6.0 innings in four of his 10 starts, including a season-high 7.0 innings on April 30 at Boston, allowing three earned runs with three strikeouts in a 4-0 loss...had four quality starts in his first six outings...in six starts from April 14-May 11, he went 2-2 with a 3.82 ERA (15 ER/35.1 IP)...made two relief appearances in early June, but was placed on the 60-day disabled list on June 7 and underwent surgery on June 14 to repair a fractured bone spur in the right olecranon and bone chips in his elbow and did not return to the active roster.

PERSONAL: Calvin Gregory Maduro...graduated from Tourist Economy School in Santa Cruz, Aruba where he played baseball, volleyball and soccer...went on to attend St. Antonius College (Aruba)...originally signed as a non-drafted free agent by the Baltimore Orioles on Sept. 9, 1991 signed by Jesus Halabi.

CALVIN MADURO'S CAREER PITCHING RECORD

YEAR	TEAM	W-L	ERA	G	GS	CG	SHO	SV	IP	H	R	ER	HR	HB	BB	SO	WP	BK
1992	GCL Orioles	1-4	2.27	13	12	1	1	0	71.1	56	29	18	2	1	26	66	4	3
1993	Bluefield	9-4	3.96	14	14	3	0	0	91.0	90	46	40	4	3	17	83	4	1
1994	Frederick	9-8	4.25	27	26	0	0	0	152.1	132	86	72	18	4	59	137	10	4
1995	Frederick	8-5	2.94	20	20	2	2	0	122.1	109	43	40	16	6	34	120	2	0
	Bowie	0-6	5.09	7	7	0	0	0	35.1	39	28	20	3	0	27	26	3	0
1996	Bowie	9-7	3.26	19	19	4	3	0	124.1	116	50	45	8	2	36	87	4	2
	Rochester	3-5	4.74	8	8	0	0	0	43.2	49	25	23	8	3	18	40	2	0
	PHILADELPHIA	0-1	3.52	4	2	0	0	0	15.1	13	6	6	1	2	3	11	1	0
1997	Scranton/Wilkes-Barre	6-4	4.99	13	13	2	0	0	79.1	71	48	44	10	1	57	53	6	0
	PHILADELPHIA	3-7	7.23	15	13	0	0	0	71.0	83	59	57	12	3	41	31	6	2
1998	Scranton/Wilkes-Barre	12-9	5.98	28	27	4	1	0	177.2	211	123	118	28	2	68	120	3	1
1999	Rochester	11-11	3.99	29	28	2	1	0	169.0	179	88	75	23	5	60	149	4	1
2000	Rochester	1-0	0.00	4	1	0	0	0	4.0	1	1	0	1	0	4	6	0	0
	Frederick	0-0	0.00	1	1	0	0	0	2.0	1	0	0	0	0	6	0	0	0
	BALTIMORE	0-0	9.64	15	2	0	0	0	23.1	29	25	25	8	2	16	18	1	0
2001	Rochester	2-7	4.03	12	11	1	1	0	67.0	61	37	30	9	4	22	48	4	0
	BALTIMORE	5-6	4.23	22	12	0	0	0	93.2	83	44	44	10	4	36	51	1	0
2002	BALTIMORE	2-5	5.56	12	10	0	0	0	56.2	64	37	35	12	1	22	29	1	0
Major League Totals-5 years		10-19	5.78	68	39	0	0	0	260.0	272	171	167	43	12	118	140	10	2
Minor League Totals-10 years		71-70	4.15	195	187	19	9	0	1139.1	1115	604	525	130	31	428	941	46	12



Calvin Murray



BATS/THROWS: Right/Right • HEIGHT/WEIGHT: 5-11/180

OPENING DAY AGE: 31 • BORN: July 30, 1971 in Dallas, TX • M.L. SERVICE: 2.083

RESIDES: Spring, TX • ACQUIRED: Signed to a minor league contract on December 21, 2002

CAREER SUMMARY: Has appeared in 277 Major League contests with the San Francisco Giants (1999-2002) and Texas Rangers (2002), batting .231 with 33 doubles, four triples, eight homers, 53 RBI and 22 stolen bases...made his Major League debut on June 22, 1999 with the Giants, lining out as a pinch-hitter vs. Milwaukee...recorded his first Major League hit on Sept. 3, 1999 at Pittsburgh, a two-run double off the Pirates' Mark Wilkinson in the ninth inning...named Pacific Coast League Most Valuable Player in 1999 with Triple-A Fresno after leading the league in total bases with 297...has stolen 272 bases in 953 career minor league games...was a two-time first round pick after being selected by Cleveland with the 11th overall pick in the 1989 draft before being selected by San Francisco in the first round (seventh overall) of the June 1992 First-Year Player Draft...spent 10 seasons in the Giants organization prior to being acquired by the Texas Rangers for cash considerations on April 22, 2002...was a member of the 1992 U.S. Olympic Baseball team in Barcelona, Spain, where he teamed with current Dodger pitcher Darren Dreifort.

2002: Appeared in 11 games with the Giants prior to being purchased by the Texas Rangers on April 22...started 24 games in center field for Texas...batted .368 (7-for-19) in his first six games with the Rangers, but hit .103 in his final 31 contests...put together a season-high five-game hitting streak from April 24-28, batting .412 (7-for-17) with five runs scored...went 2-for-4 with a season-high two doubles on May 5 at Cleveland...was successful in all four of his stolen base attempts in 2002...did not commit an error in 71 chances in 34 games in the outfield...was designated for assignment on June 10 and outrighted to Triple-A Oklahoma on June 13...appeared in 33 games for the Rangers' Triple-A affiliate in Oklahoma, batting .266 with two home runs and 14 RBI with four stolen bases...batted .394 (13-for-33) with nine runs scored over a seven-game hitting streak from June 18-24...also recorded five-game (June 30-July 4) and two-game (July 21-24) hitting streak while with Oklahoma...recorded nine multi-hit games with Oklahoma, including going 6-for-10 with three runs scored and an RBI over two games June 21-22.

PERSONAL: Calvin Duane Murray...married to the former Kelli Nichols on Nov. 30, 1996...resides in Spring, TX with his wife and daughter Carly Nicole (July 18, 2001)...graduated from Warren Travis White High School in Dallas, TX in 1989, before attending the University of Texas where he played baseball three years...finished with a career average of .311 with 197 runs scored, 44 doubles, 14 triples, eight home runs and 139 stolen bases in 195 games with Texas...earned first team All-America honors by both *Baseball America* and American Baseball Coaches Association and second team All-America accolades by *Collegiate Baseball*...holds the Southwest Conference career (139) and season (49 in 1990) stolen base records...helped the Longhorns reach the 1991 College World Series...his brother Kevin played football at Texas A&M...originally signed by Giants scout Tom Korenek on Nov. 22, 1992.

CALVIN MURRAY'S CAREER BATTING RECORD

YEAR	TEAM	AVG	G	AB	R	H	2B	3B	HR	RBI	SH	SF	HP	BB	SO	SB	CS	E
1993	Shreveport	.188	37	138	15	26	6	0	0	6	3	1	2	14	29	12	6	2
	San Jose	.281	85	345	61	97	24	1	9	42	2	0	4	40	63	42	10	2
	Phoenix	.316	5	19	4	6	1	1	0	0	0	0	0	2	5	1	1	2
1994	Shreveport	.231	129	480	67	111	19	5	2	35	8	4	5	47	81	33	13	3
	Phoenix	.180	13	50	8	9	1	0	4	10	1	1	0	4	6	2	2	0
1995	Shreveport	.236	110	441	77	104	17	3	2	29	5	1	3	59	70	26	10	2
	Shreveport	.260	50	169	32	44	7	0	7	24	3	4	1	25	33	6	5	3
	Phoenix	.244	83	311	50	76	16	6	3	28	5	1	3	43	60	12	6	2
1997	Shreveport	.272	122	419	83	114	25	3	10	56	1	2	4	66	73	52	6	5
1998	Shreveport	.309	88	337	63	104	22	5	8	39	1	0	5	58	45	34	15	7
	Fresno	.233	33	90	16	21	3	1	3	5	1	0	0	12	18	3	1	0
	Fresno	.334	130	548	122	183	31	7	23	73	4	4	3	49	88	42	14	6
1999	SAN FRANCISCO	.263	15	19	1	5	2	0	0	5	0	0	0	2	4	1	0	0
	SAN FRANCISCO	.242	108	194	35	47	12	1	2	22	2	1	3	29	33	9	3	3
2000	Fresno	.261	35	138	17	36	6	1	4	12	0	1	1	12	33	3	3	2
	SAN FRANCISCO	.245	106	326	54	80	14	2	6	25	3	0	3	32	57	8	8	5
2002	Oklahoma	.266	33	139	23	37	7	1	2	14	4	1	0	11	20	4	0	0
	SAN FRANCISCO	.000	11	12	0	0	0	0	0	0	0	0	0	1	2	0	0	1
	TEXAS	.169	37	77	16	13	5	1	0	1	2	0	1	6	15	4	0	0
Major League Totals - 4 years		.231	277	628	106	145	33	4	8	53	7	1	7	70	111	22	11	9
Minor League Totals - 9 years		.267	953	3624	638	968	185	34	77	373	38	20	31	442	624	272	92	36



Rodney Myers



BATS/THROWS: Right/Right • HEIGHT/WEIGHT: 6-1/200

OPENING DAY AGE: 33 • BORN: June 26, 1969 in Rockford, IL • M.L. SERVICE: 4.031

RESIDES: Chandler, AZ • ACQUIRED: Signed a minor league contract on December 21, 2002

CAREER SUMMARY: Has gone a combined 7-5 with a 5.08 ERA in 162 Major League contests with the Chicago Cubs (1996-99) and San Diego Padres (2001-02)...appeared in a career-high 46 games and 63.2 innings with Chicago in 1999...doubled in his only pinch-hit appearance in 1999...played under current Dodger bench coach Jim Riggleman while with the Cubs...is 48-47 with a 3.46 ERA over 12 minor league seasons.

2002: A free agent following the 2001 season, signed with the San Diego Padres as a minor-league free agent...began the season with Triple-A Portland...had contract purchased by the Padres on May 31...went 1-1 with a 5.91 ERA in 31.1 innings pitched over 14 games with the Padres...earned lone win of the season on June 25 vs. San Francisco...was out-righted to Portland on July 21 where he completed the season...went 5-2 with a 3.70 ERA in 48.2 innings of work over 42 games with the Portland Beavers...recorded four saves on the season...pitched a season-high 3.0 innings on Aug. 19 vs. Calgary, allowing one earned run with two strikeouts...went 3-1 with two saves and a 2.35 ERA over 21 road games...was 2-2 with three saves and a 1.76 ERA (6 ER/30. 2 IP) from April through July...recorded a season-high three wins in the month of September.

PERSONAL: Rodney Luther Myers...Rodney and his wife, Karey, make their offseason home in Chandler, AZ...graduated from Rockford (IL) East High School before attending the University of Wisconsin where he pitched for three seasons...was an all-conference baseball and football player in high school and also played basketball...originally selected in the 12th round of the June 1990 First-Year Player Draft by the Kansas City Royals...selected by the Cubs from Royals in 1995 Rule 5 Draft.

RODNEY MYERS' CAREER PITCHING RECORD

YEAR	TEAM	W-L	ERA	G	GS	CG	SHO	SV	IP	H	R	ER	HR	HB	BB	SO	WP	BK
1990	Eugene	0-2	1.19	6	4	0	0	0	22.2	19	9	3	2	0	13	17	1	1
1991	Appleton	1-1	2.60	9	4	0	0	0	27.2	22	9	8	0	1	26	29	1	1
1992	Lethbridge	5-8	4.01	15	15	5	0	0	103.1	93	57	46	3	5	61	76	14	2
1993	Rockford	7-3	1.79	12	12	5	2	0	85.1	65	22	17	3	1	18	65	3	1
	Memphis	3-6	5.62	12	12	1	1	0	65.2	73	46	41	8	10	32	42	3	3
1994	Wilmington	1-1	4.82	4	0	0	0	1	9.1	9	6	5	1	0	1	9	1	0
	Memphis	5-1	1.03	42	0	0	0	9	69.2	45	20	8	3	5	29	53	3	0
1995	Omaha	4-5	4.10	38	0	0	0	2	48.1	52	26	22	5	0	19	38	1	1
1996	CHICAGO (NL)	2-1	4.68	45	0	0	0	0	67.1	61	38	35	6	3	38	50	4	1
1997	Iowa	7-8	4.09	24	23	1	0	0	140.2	140	76	64	18	6	38	79	3	0
	CHICAGO (NL)	0-0	6.00	5	1	0	0	0	9.0	12	6	6	1	1	7	6	0	0
1998	Iowa	7-5	3.91	33	13	2	1	11	101.1	84	47	44	10	5	45	86	6	0
	CHICAGO (NL)	0-0	7.00	12	0	0	0	0	18.0	26	14	14	3	0	6	15	1	0
1999	Iowa	2-4	4.06	20	1	0	0	2	31.0	29	18	14	3	0	11	24	0	0
	CHICAGO (NL)	3-1	4.38	46	0	0	0	0	63.2	71	34	31	10	1	25	41	2	0
2000	Rancho Cucamonga	0-0	0.00	3	2	0	0	0	4.0	2	0	0	0	0	0	4	0	0
	SAN DIEGO	0-0	4.50	3	0	0	0	0	2.0	2	1	1	0	0	0	3	1	0
2001	Portland	1-1	3.00	8	1	0	0	0	15.0	13	5	5	1	2	5	14	2	0
	SAN DIEGO	1-2	5.32	37	0	0	0	1	47.1	53	31	28	6	4	20	29	2	0
2002	Portland	5-2	3.70	42	0	0	0	4	48.2	48	23	20	2	2	13	35	1	1
	SAN DIEGO	1-1	5.91	14	0	0	0	0	21.1	29	20	14	1	3	10	11	2	0
Major League Totals - 7 years		7-5	5.08	162	1	0	0	1	228.2	254	144	129	27	12	106	155	12	1
Minor League Totals - 12 years		48-47	3.46	268	87	14	4	29	772.2	694	364	297	59	37	311	571	39	10



Mike Nixon



BATS/THROWS: Right/Right • HEIGHT/WEIGHT: 6-3/210

OPENING DAY AGE: 19 • BORN: August 17, 1983 in Phoenix, AZ • M.L. SERVICE: 0.000

RESIDES: Phoenix, AZ • ACQUIRED: Selected in the third round of the June 2002 First-Year Player Draft

CAREER SUMMARY: Turned down a scholarship offer to play safety for UCLA's football team and instead signed with the Dodgers after being picked in the third round of the June 2002 First-Year Player Draft out of Sunnyslope High School in Phoenix, AZ where he established himself as one of the state's most outstanding athletes of all-time.

2002: Made his professional debut with Rookie-level Great Falls and had a stellar campaign, helping the Dodgers win the Pioneer League championship...in 55 games, he batted .311 with one home run, 10 doubles, 31 RBI, 33 runs scored and 20 multi-hit contests...led league catchers in putouts (405)...also started four games in left field and two at first base...during July, hit .375 (27-for-723) with 13 RBI...slugged a three-run pinch-homer to break a 4-4 deadlock and give the Dodgers a 7-4 win vs. Missoula on July 4...went 4-for-5 with a double and three RBI on July 19 at Ogden to trigger a season-best 12-game hitting streak in which he batted .407 (22-for-54) with 10 RBI...had an eight-game hitting streak from July 5-16 when he went 14-for-34 (.412)...during five Pioneer League playoff contests, hit .429 (9-for-21), including going 3-for-5 with a triple, RBI and two runs scored in a 7-3 triumph over Provo in Game 1 of the league championship series.

PERSONAL: Michael George Nixon...single...was a standout in both baseball and football at Sunnyslope High School (AZ)...as a senior, he batted .543 (50-for-92) with four homers, 31 RBI and 31 stolen bases...on the football field, he excelled as a quarterback, safety, kicker and punter...in his final prep football contest, an Arizona state all-star game, was named Most Valuable Player as he rushed for a touchdown, returned a fumble for a TD and intercepted three passes...earned recognition as one of the nation's premier high school football players...ranks as the state of Arizona's career leader in passing yards with 8,091...during his senior season of 2001, completed 153 of 261 passes for 2,636 yards and 34 touchdowns on offense and recorded 109 tackles (35 solo) and eight interceptions on defense...in addition, he kicked six field goals, 42 extra points and punted for a 44.4-yard average...recognized by *Students Sports* as the West Region Player of the Year...also received accolades as the state Player of the Year, awarded annually by *Phoenix Metro Football Magazine*, and also garnered all-state honors as a safety for the second straight year...during his junior campaign, he threw for 2,266 yards and 21 TD's, rushed for 795 yards and seven scores and made 146 tackles and eight interceptions...signed by Dodger scout Tom Thomas.

MIKE NIXON'S CAREER BATTING RECORD

YEAR	TEAM	AVG	G	AB	R	H	2B	3B	HR	RBI	SH	SF	HP	BB	SO	SB	CS	E
2002	Great Falls	.311	55	219	33	68	10	0	1	31	3	0	4	11	36	7	2	6
Minor League Totals - 1 year		.311	55	219	33	68	10	0	1	31	3	0	4	11	36	7	2	6



Yorkis Perez



BATS/THROWS: Switch/Left • HEIGHT/WEIGHT: 6-0/213

OPENING DAY AGE: 35 • BORN: September 30, 1967 in Bajos de Haina, DR • M.L. SERVICE: 6.150

RESIDES: Santo Domingo, DR • ACQUIRED: Signed to a minor league contract on January 8, 2003

CAREER SUMMARY: The veteran southpaw has appeared in 337 games, all in relief, during a nine-year Major League career with six different clubs - the Chicago Cubs (1991), Florida (1994-96), the New York Mets (1997), Philadelphia (1998-99), Houston (2000) and Baltimore (2002)...has pitched professionally for 20 seasons, starting in 1983 when he was signed by Minnesota as a non-drafted free agent...after also spending time in the Montreal and Atlanta organizations, made Major League debut with the Cubs on Sept. 30, 1991 at Philadelphia...on Oct. 5, 1991, earned first big league win vs. St. Louis...recorded first Major League save on June 9, 1995 vs. Pittsburgh while with Florida...appeared in a career-high 69 games for the Marlins in 1995...has logged 1,348.2 innings in a combined 745 games over his pro career, which has also included stints in Japan and Mexico.

2002: Appeared in 23 games with the Baltimore Orioles, going 0-0 with a 3.29 ERA (10 ER/27.1 IP)...had his contract purchased from Triple-A Rochester on June 25 and made his Orioles debut on June 26 vs. the New York Yankees, allowing the only batter faced to reach on an error...the game marked his first appearance since July 21, 2000 for the Houston Astros...had a 5.59 ERA (6 ER/9.2 IP) in 11 games through July, but in 12 games in August and September, he pitched allowed four earned runs in 17.2 innings of work for a 2.04 ERA...opponents batted .198 (21-for-106) off him...underwent appendectomy surgery on Sept. 12 at New York's Columbia Presbyterian Hospital and missed the remainder of the season...struck out the final batter of the game on July 6 at Texas for his second career save...pitched 3.2 innings on Aug. 24 vs. Toronto, allowing one run on two hits...pitched 2.1 scoreless innings on Aug. 19 vs. Tampa Bay, his longest scoreless outing of the season...struck out a season-high four batters and allowed one run on three hits in 3.2 innings of work on Sept. 5 vs. Texas, matching his longest outing of the season...went 1.0 inning in Game 1 of a Sept. 10 doubleheader at New York, striking out three, but allowing two inherited runs in his final outing of the season...at Triple-A Rochester, went 1-1 with a 3.79 ERA in 28 games...recorded 44 strike outs in 40.1 innings of work...did not allow a run in his last 7.1 innings of work, spanning five outings...over his last 13 outings with Rochester, allowed only two earned runs in 21.1 innings pitched...pitched a season-high 3.0 innings twice for the Red Wings.

PERSONAL: Yorkis Miguel Perez...he and his wife Ramona have four children, Wendy (14), Paige (12), Stephanie (9) and Yorkis Jr. (7).

YORKIS PEREZ'S CAREER PITCHING RECORD

YEAR	TEAM	W-L	ERA	G	GS	CG	SHO	SV	IP	H	R	ER	HR	HB	BB	SO	WP	BK
1983	Elizabethton	0-1	20.25	3	1	0	0	0	4.0	5	9	9	1	0	9	6	0	1
1984	Elizabethton	0-0	0.00	1	0	0	0	0	1.1	1	0	0	0	0	1	1	1	0
1985	Santiago (DR)	6-8	3.18	21	16	7	2	1	122.0	104	58	43	-	-	63	69	-	-
1986	Kenosha	4-11	5.15	31	18	3	0	0	131.0	120	81	75	9	3	88	144	13	1
1987	Jacksonville	2-7	4.05	12	10	1	1	1	60.0	61	34	27	4	1	30	60	4	0
	West Palm Beach	6-2	2.34	15	15	3	0	0	100.0	78	36	26	4	0	46	111	8	1
1988	Jacksonville	8-12	5.82	27	25	2	1	0	130.0	142	96	84	11	4	94	105	13	9
1989	West Palm Beach	7-6	2.76	18	12	0	0	1	94.2	62	34	29	2	3	54	85	5	4
	Jacksonville	4-3	3.60	20	0	0	0	0	35.0	25	16	14	0	0	34	50	1	2
1990	Jacksonville	2-2	6.00	28	2	0	0	1	42.0	36	34	28	5	1	34	39	4	0
	Indianapolis	1-1	2.31	9	0	0	0	0	11.2	8	5	3	1	0	6	8	0	0
1991	Richmond	12-3	3.79	36	10	0	0	1	107.0	99	47	45	7	2	53	102	7	2
	CHICAGO (NL)	1-0	2.08	3	0	0	0	0	4.1	2	1	1	0	0	2	3	2	0
1992	Yomiuri (Japan)	0-1	7.11	3	0	0	0	0	6.1	8	6	5	-	-	3	6	-	-
1993	Harrisburg	4-2	3.45	34	0	0	0	3	44.1	49	26	17	3	0	20	58	5	3
	Ottawa	0-1	3.60	20	0	0	0	5	20.0	14	12	8	0	0	7	17	3	0
1994	Portland	0-0	0.00	2	0	0	0	0	2.0	1	0	0	0	0	0	2	0	0
	FLORIDA	3-0	3.54	44	0	0	0	0	40.2	33	18	16	4	1	14	41	4	1
1995	FLORIDA	2-6	5.21	69	0	0	0	1	46.2	35	29	27	6	2	28	47	2	0
1996	Charlotte	3-0	4.22	9	0	0	0	0	10.2	6	5	5	1	0	3	13	0	0
	FLORIDA	3-4	5.29	64	0	0	0	0	47.2	51	28	28	2	1	31	47	2	0
1997	Binghamton	2-1	0.66	12	3	0	0	0	27.1	15	4	2	1	0	12	39	1	0
	Norfolk	1-0	3.48	17	0	0	0	3	20.2	22	9	8	2	0	7	24	0	0
	NEW YORK (NL)	0-1	8.31	9	0	0	0	0	8.2	15	8	8	2	0	4	7	1	0
1998	Reading	0-0	0.00	1	1	0	0	0	1.0	0	0	0	0	0	0	1	0	0
	Scranton/Wilkes-Barre	0-0	0.00	4	1	0	0	0	4.1	2	1	0	0	1	1	3	0	0
	PHILADELPHIA	0-2	3.81	57	0	0	0	0	52.0	40	23	22	3	0	25	42	7	0
1999	PHILADELPHIA	3-1	3.94	35	0	0	0	0	32.0	29	15	14	4	0	15	26	5	0
2000	HOUSTON	2-1	5.16	33	0	0	0	0	22.2	25	18	13	4	0	14	21	1	0
2001	Mexico City	2-4	3.51	57	0	0	0	0	51.1	52	22	20	4	2	15	56	4	0
2002	Rochester	1-1	3.79	28	0	0	0	0	40.1	42	20	17	4	0	20	44	3	0
	BALTIMORE	0-0	3.29	23	0	0	0	1	27.1	21	12	10	4	0	14	25	3	0
Major League Totals - 9 years		14-15	4.44	337	0	0	0	2	282.0	251	152	139	29	4	147	259	27	1
Minor League Totals - 16 years		65-65	3.90	405	114	16	4	16	1060.2	944	549	460	59	17	597	1037	73	22

NON-ROSTER PLAYERS

INFILDER-OUTFIELDER
14

Terry Shumpert



BATS/THROWS: Right/Right • HEIGHT/WEIGHT: 6-0/198

OPENING DAY AGE: 36 • BORN: Aug. 16, 1966 in Paducah, KY • M.L. SERVICE: 9.058

RESIDES: Lone Tree, CO • ACQUIRED: Signed to a minor league contract on Jan. 17, 2003

CAREER SUMMARY: The versatile infielder/outfielder has played every position except pitcher and catcher during a 13-year Major League career, which includes stops in Kansas City (1990-94), Boston (1995), the Chicago Cubs (1996), San Diego (1997) and Colorado (1998-2002)...has compiled a .255 batting average in 795 career games with a career high .347 mark (91-for-262) in 1999...has a .266 (47-for-177) career average as a pinch-hitter with four home runs and 19 RBI...his 45 pinchhits in a Rockies uniform are the second most in franchise history...was the Royals' No. 2 pick in the June 1987 First-Year Player Draft out of the University of Kentucky.

2002: Played in 106 games for the Rockies, including 49 starts, and saw action at five different positions (60 games at second base, seven in left field, three at shortstop, one in right field and one at third base)...hit .235 with 12 doubles, a triple, six home runs, 30 runs scored and 21 RBI...batted .297 (11-for-37) with a home run and three RBI as a pinch-hitter...the 11 pinch-hits tied for eighth in the National League...slugged his pinch-homer on May 15 vs. Florida's A.J. Burnett...that round-tripper triggered a season-high seven-game hitting streak in which he hit .533 (8-for-15) with five runs scored and six RBI...started in left field on May 25 vs. San Francisco and socked a three-run homer in the Rockies' 6-3 triumph...collected 10 hits, including two homers, and eight RBI in 31 at-bats against the Giants.

PERSONAL: Terrance Darnell Shumpert...he and his wife Dequila have five children, Terrance (18), Brandon (18), Jayde (14), Tierra (9) and Nicholas (6)...earned All-Southeastern Conference honors at the University of Kentucky, batting .364 with 10 homers and 37 RBI as a junior while setting single-season school marks in runs scored (60), hits (79) and at-bats (217)...graduated from Tighman High School in Paducah, KY, where he was a teammate of current Arizona Diamondbacks outfielder Steve Finley...signed by Royals scouts Jerry Stephens and Will Rutenschroer.

TERRY SHUMPERT'S CAREER BATTING RECORD

YEAR	TEAM	AVG	G	AB	R	H	2B	3B	HR	RBI	SH	SF	HP	BB	SO	SB	CS	E
1987	Eugene	.290	48	186	38	54	16	1	4	21	0	2	3	27	41	16	4	11
1988	Appleton	.242	114	422	64	102	37	2	7	38	0	5	3	56	90	36	3	20
1989	Omaha	.248	113	355	54	88	29	2	4	22	7	1	10	25	63	23	7	22
1990	Omaha	.255	39	153	24	39	6	4	2	12	4	1	3	14	28	18	0	7
	KANSAS CITY	.275	32	91	7	25	6	1	0	8	0	2	1	2	17	3	3	3
1991	KANSAS CITY	.217	144	369	45	80	16	4	5	34	10	3	5	30	75	17	11	16
1992	Omaha	.200	56	210	23	42	12	0	1	14	5	1	4	13	33	3	5	9
	KANSAS CITY	.149	36	94	6	14	5	1	1	11	2	0	0	3	17	2	2	4
1993	Omaha	.300	111	413	70	124	29	1	14	59	21	6	6	41	62	36	8	14
	KANSAS CITY	.100	8	10	0	1	0	0	0	0	0	0	0	2	2	1	0	0
1994	KANSAS CITY	.240	64	183	28	44	6	2	8	24	5	1	0	13	39	18	3	8
1995	Pawtucket	.271	37	133	17	36	7	0	2	11	2	0	1	14	27	10	4	11
	BOSTON	.234	21	47	6	11	3	0	0	3	0	0	0	4	13	3	1	2
1996	Iowa	.276	72	246	45	68	13	4	5	32	4	3	2	24	44	13	3	7
	CHICAGO (NL)	.226	27	31	5	7	1	0	2	6	0	1	1	2	11	0	1	1
1997	Las Vegas	.284	32	109	18	31	8	1	1	16	1	2	3	9	20	3	0	4
	New Haven	.235	5	17	2	4	0	0	1	1	0	0	0	0	2	0	0	0
	Colorado Springs	.297	10	37	8	11	3	0	1	2	0	0	0	2	7	0	0	5
	SAN DIEGO	.273	13	33	4	9	3	0	1	6	0	1	0	3	4	0	0	2
1998	Colorado Springs	.306	97	376	66	115	29	8	12	50	4	1	4	35	59	11	11	4
	COLORADO	.231	23	26	3	6	1	0	1	2	0	0	0	2	8	0	0	0
1999	Colorado Springs	.380	29	79	15	30	8	1	6	17	1	0	0	4	9	3	1	5
	COLORADO	.347	92	262	58	91	26	3	10	37	4	5	2	31	41	14	0	5
2000	COLORADO	.259	115	263	52	68	11	7	9	40	0	3	6	28	40	8	4	4
2001	COLORADO	.289	114	242	37	70	14	5	4	24	4	1	3	15	44	14	3	8
2002	COLORADO	.235	106	234	30	55	12	1	6	21	5	4	4	21	41	4	1	6
Major League Totals-13 years		.255	795	1885	281	481	104	24	47	216	30	21	22	156	352	84	29	59
Minor League Totals-11 years		.272	763	2736	444	744	197	24	60	295	49	22	39	264	485	172	46	119

SHUMPERT



Quilvio Veras



BATS/THROWS: Switch/Right • HEIGHT/WEIGHT: 5-10/180

OPENING DAY AGE: 31 • BORN: April 3, 1971 in Santo Domingo, DR • M.L. SERVICE: 6.115
RESIDES: Santo Domingo, DR • ACQUIRED: Signed to a minor league contract on December 9, 2002

CAREER SUMMARY: Has appeared in 767 career Major League games with the Florida Marlins (1995-96), San Diego Padres (1997-99) and Atlanta Braves (2000-01)...has put together a .270 batting average in parts of seven Major League seasons with 469 runs scored, 129 doubles, 15 triples, 32 home runs, 239 RBI, 183 stolen bases and .372 on-base percentage...made his Major League debut and doubled in his first Major League at-bat as a member of the Florida Marlins on April 25, 1995 vs. Ramon Martinez and the Dodgers...connected for his first career home run off Curt Schmidt on May 5, 1999 at Montreal, his lone career grand slam...finished third in the 1995 NL Rookie of the Year voting behind Hideo Nomo and the Atlanta Braves' Chipper Jones in a season during which he lead the league with 56 steals...in fact, his 56 thefts equaled former Padre and current Dodger outfield/baserunning coordinator Gene Richards' 1977 total as the sixth most by a rookie in Major League history.

2002: Did not play during the 2002 season as he was rehabilitating from a knee injury...was granted free agency from the Boston Red Sox on March 23...this past winter while playing for Escogido in the Dominican Winter League, the switch-hitter batted .292 with three doubles, one home run, six RBI and 10 walks in 23 games played.

PERSONAL: Quilvio Alberto Veras...he and his wife Odalis "Cuqui" reside in Santo Domingo, DR during the offseason with their son, Quilvio Jr. (Jan. 4, 1999), and their daughter, Mariene (Sept. 2, 2000)...graduated from Victor E. Liz High School in Santo Domingo in 1989...originally signed by the New York Mets as a non-drafted free agent on Nov. 22, 1989...traded by the Mets to Florida for Carl Everett on Nov. 29, 1994...traded from Marlins to Padres for Dustin Hermanson on Nov. 21, 1996...acquired by the Braves with Wally Joyner and Reggie Sanders from San Diego for Bret Boone, Ryan Klesko and Jason Shiehl on Dec. 22, 1999.

QUILVIO VERAS' CAREER BATTING RECORD

YEAR	TEAM	AVG	G	AB	R	H	2B	3B	HR	RBI	SH	SF	HP	BB	SO	SB	CS	E
1990	GCL Mets	.296	30	98	26	29	3	3	1	5	1	1	3	19	16	16	8	3
	Kingsport	.383	24	94	21	36	5	0	1	14	1	0	1	13	14	9	5	8
1991	Kingsport	.336	64	226	54	76	11	4	1	16	5	0	7	36	28	38	11	8
	Pittsfield	.267	5	15	3	4	0	1	0	2	0	0	0	5	1	2	0	1
1992	Columbia	.319	117	414	97	132	24	10	2	40	5	3	9	84	52	66	35	20
1993	Binghamton	.306	128	444	87	136	19	7	2	51	4	5	9	91	62	52	23	23
1994	Norfolk	.249	123	457	71	114	22	4	0	43	6	4	4	59	56	40	18	14
1995	FLORIDA	.261	124	440	86	115	20	7	5	32	7	2	9	80	68	56	21	9
1996	Charlotte	.327	28	104	22	34	5	2	2	8	0	0	1	13	14	8	3	3
	FLORIDA	.253	73	253	40	64	8	1	4	14	1	1	2	51	42	8	8	5
1997	SAN DIEGO	.265	145	539	74	143	23	1	3	45	9	4	7	72	84	33	12	11
1998	SAN DIEGO	.267	138	517	79	138	24	2	6	45	1	4	6	84	78	24	9	9
1999	SAN DIEGO	.280	132	475	95	133	25	2	6	41	1	2	2	65	88	30	17	12
2000	ATLANTA	.309	84	298	56	92	15	0	5	37	6	4	5	51	50	25	12	6
2001	Pawtucket	.300	3	10	1	3	1	0	0	0	0	0	0	3	0	0	0	0
	ATLANTA	.252	71	258	39	65	14	2	3	25	4	2	7	24	52	7	4	3
Major League Totals - 7 years		.270	767	2780	469	750	129	15	32	239	29	19	38	427	462	183	83	55
Minor League Totals - 7 years		.303	522	1862	382	564	90	31	9	179	22	13	34	320	246	231	103	80

NON-ROSTER PLAYERS

INFILDER
23

Ron Coomer



BATS/THROWS: Right/Right • **HEIGHT/WEIGHT:** 6-0/215

OPENING DAY AGE: 36 • **BORN:** November 18, 1966 in Chicago, IL • **M.L. SERVICE:**

RESIDES: Chicago, IL • **ACQUIRED:** Signed to a minor league contract on Jan. 21, 2003

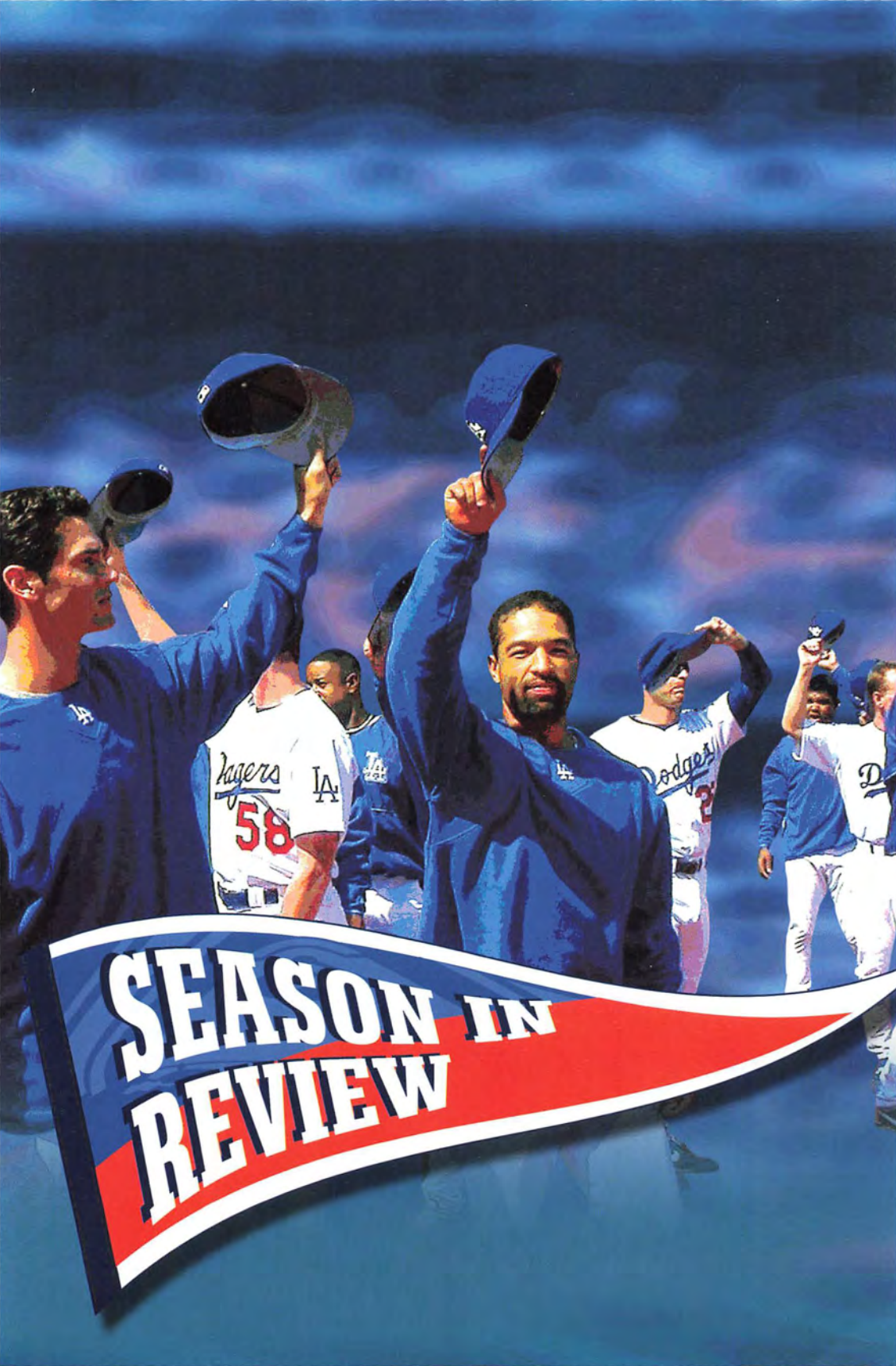
CAREER SUMMARY: The veteran slugger has played eight Major League seasons with the Minnesota Twins (1995-2000), the Chicago Cubs (2001) and New York Yankees (2002)...in 842 big league games, has a .275 batting mark with 147 doubles, 88 homers and 434 RBI...has seen action at first base, third base, in right field and as a designated hitter...represented the Twins in the 1999 Major League All-Star Game...in 1997, posted career highs with 30 doubles, 85 RBI and a .298 average...hit career-best 16 homers in both 1999 and 2000...originally drafted (14th round) and signed by Oakland in June 1987...signed by Chicago White Sox as a free agent on March 18, 1991...previously played in Dodger organization at Triple-A Albuquerque in 1994 and part of 1995 after being acquired from the White Sox for pitcher Isidro Martinez on Dec. 27, 1993...while at Albuquerque in 1994, helped the Dukes win the Pacific Coast League championship as he hit .338, collected 22 homers, 34 doubles and led the circuit in RBI (123) and total bases (293)...earned Baseball America Triple-A and PCL all-star honors as a third baseman...batted .322 with 16 homers and 76 RBI in 85 games for Albuquerque to again receive PCL all-star accolades in 1995 before being dealt with pitchers Greg Hansell and Jose Parra and outfielder Chris Latham to the Minnesota Twins for pitchers Mark Guthrie and Kevin Tapani at the July 31 trade deadline... after 866 career minor league games, made Major League debut with the Twins on Aug. 1, 1995, serving as a pinch-hitter at Cleveland...one day later, collected his first big league hit off Cleveland's Mark Clark...on Aug. 16, 1995, touched Seattle's Randy Johnson for his first Major League home run...in 870 total minor league games, hit .295 with 186 doubles, 111 home runs and 582 RBI.

2002: Played in 55 games for the American League Eastern Division champion New York Yankees after signing a minor league contract and making club as a non-roster invitee to Spring Training...hit .264 with three home runs, seven doubles and 17 RBI in 148 at-bats...made 22 starts at third base, 12 at first base and eight as the designated hitter...batted .318 (7-for-22) in April, .391 (9-for-23) in May and .313 (5-for-16) in June...on April 6 vs. Tampa Bay, belted a home run in his first plate appearance as a Yankee...in April 30 8-2 win vs. Oakland, went 3-for-4 with a three-run homer...also tallied three hits with a home run and two RBI in May 26 14-5 triumph at Boston.

PERSONAL: Ronald Bryan Coomer...single...attended Taft Junior College (CA)...a 1984 graduate of Lockport Township High School (IL), where he played baseball and basketball...involved in many charitable endeavors, including the Children's Miracle Network/Gillette Children's Hospital, the Juvenile Diabetes Foundation and the Wish Upon A star organization...in 1999, received the Carl R. Pohlad Award, recognizing his outstanding community service throughout the Upper Midwest...co-owner of the Swingtown Baseball Academy in Orland Park, IL, which he established in 1993.

RON COOMER'S CAREER BATTING RECORD

Year	TEAM	AVG	G	AB	R	H	2B	3B	HR	RBI	SH	SF	HP	BB	SO	SB	CS	E
1990	Huntsville	.222	66	194	22	43	7	0	3	27	4	3	1	21	40	3	1	11
1991	Birmingham	.255	137	505	81	129	27	5	13	76	6	8	1	59	78	0	3	26
1992	Vancouver	.237	86	262	29	62	10	0	9	40	3	4	0	16	36	3	0	13
1993	Birmingham	.324	69	262	44	85	18	0	13	50	0	2	0	15	43	1	1	11
	Nashville	.313	59	211	34	66	19	0	13	51	0	3	1	10	29	1	2	16
1994	Albuquerque	.338	127	535	89	181	34	6	22	123	0	7	2	26	62	4	3	19
1995	Albuquerque	.322	85	323	54	104	23	2	16	76	0	4	2	18	28	5	2	9
	MINNESOTA	.257	37	101	15	26	3	1	5	19	0	0	1	9	11	0	1	2
1996	MINNESOTA	.296	95	233	34	69	12	1	12	41	0	3	0	17	24	3	0	4
1997	MINNESOTA	.298	140	523	63	156	30	2	13	85	0	5	0	22	91	4	3	11
1998	MINNESOTA	.276	137	529	54	146	22	1	15	72	0	8	0	18	72	2	2	6
1999	MINNESOTA	.263	127	467	53	123	25	1	16	65	0	3	1	30	69	2	1	6
2000	MINNESOTA	.270	140	544	64	147	29	1	16	82	0	5	4	36	50	2	0	5
2001	Iowa	.333	4	12	0	4	0	0	0	0	0	0	0	1	3	0	0	0
	CHI CUBS	.261	111	349	25	91	19	1	8	53	0	6	2	29	70	0	0	7
2002	NY YANKEES	.264	55	148	14	39	7	0	3	17	1	1	0	6	23	0	0	7
Major League Totals-8 years		.275	842	2894	322	797	147	8	88	434	1	31	8	167	410	13	7	48
Minor League Totals-7 years		.293	633	2304	353	674	138	13	89	443	13	31	7	166	319	17	12	105



**SEASON IN
REVIEW**



2002 DAY-BY-DAY RESULTS

GM	DATE	D/N	OPP	W/L	SCORE	REC	HOME	ROAD	POS	GA/B	WP	LP	SAVE	ATTEN	HOME
1	Apr 2	D	SF	L	2-9	0-1	0-1	-	T3	-1.5	Hernandez (1-0)	Brown (0-1)	--	53,356*	53,356
2	Apr 3	N	SF	L	0-12	0-2	0-2	-	5	-2	Ortiz (1-0)	Nomo (0-1)	--	36,374	89,730
3	Apr 4	N	SF	L	0-3	0-3	0-3	-	5	-3	Jensen (1-0)	Perez (0-1)	Nen (1)	32,064	121,794
4	Apr 5	N	COL	W	9-0	1-3	1-3	-	4	-3	Ashby (1-0)	Chacon (0-1)	--	25,091	146,885
5	Apr 6	N	COL	W	9-2	2-3	2-3	-	T3	-3	Ishii (1-0)	Jennings (0-1)	--	38,693	185,578
6	Apr 7	D	COL	W	6-4	3-3	3-3	-	3	-3	Brown (1-1)	Hampton (0-2)	Gagne (1)	28,452	214,030
	Apr 8		Off						3	-3					
7	Apr 9	N	@ SF	W	3-0	4-3	-	1-0	2	-2	Nomo (1-1)	Ortiz (1-1)	Gagne (2)	40,706	--
8	Apr 10	N	@ SF	L	1-2	4-4	-	1-1	2	-3	Nen (1-0)	Quantrill (0-1)	--	40,762	--
9	Apr 11	D	@ SF	W	4-3	5-4	-	2-1	2	-2	Daal (1-0)	Rueter (0-1)	Gagne (3)	40,934	--
10	Apr 12	N	@ SD	W	3-0	6-4	-	3-1	2	-2	Ishii (2-0)	Jarvis (0-3)	Gagne (4)	31,894	--
11	Apr 13	N	@ SD	L	4-6	6-5	-	3-2	3	-3	Fikac (2-0)	Quantrill (0-2)	Hoffman (4)	47,893	--
12	Apr 14	N	@ SD	L	0-1	6-6	-	3-3	3	-3	Lawrence (2-0)	Nomo (1-2)	Hoffman (5)	46,410	--
13	Apr 15	N	@ COL	W	5-2	7-6	-	4-3	T3	-2	PEREZ (1-1)	Chacon (1-2)	--	29,763	--
14	Apr 16	N	@ COL	L	4-6	7-7	-	4-4	T3	-3	Jennings (1-1)	Ashby (1-1)	Jimenez (3)	30,354	--
15	Apr 17	D	@ COL	W	6-3	8-7	-	5-4	T3	-2	Ishii (3-0)	White (0-1)	Gagne (5)	32,878	--
16	Apr 18	N	SD	W	5-2	9-7	4-3	-	3	-1.5	Daal (2-0)	Tollberg (0-3)	Gagne (6)	24,434	238,464
17	Apr 19	N	SD	W	5-2	10-7	5-3	-	T2	-1.5	Nomo (2-0)	Lawrence (2-1)	Gagne (7)	47,425	285,889
18	Apr 20	N	SD	W	4-1	11-7	6-3	-	T2	-1.5	Perez (2-1)	Jones (1-1)	Carrara (1)	41,000	326,889
19	Apr 21	D	SD	L	0-5	11-8	6-4	-	3	-1.5	Tomko (1-1)	Ashby (1-2)	--	48,469	375,358
	Apr 22		Off						3	-1.5					
20	Apr 23	N	@ PIT	W	9-6	12-8	-	6-4	3	-1.5	Ishii (4-0)	Anderson (2-2)	Gagne (8)	13,235	--
21	Apr 24	N	@ PIT	W	5-1	13-8	-	7-4	T2	-5	Daal (3-0)	D. Williams (2-2)	--	14,057	--
22	Apr 25	D	@ PIT	L	2-3	13-9	-	7-5	3	-1	Fogg (3-0)	Nomo(2-3)	Williams (9)	16,264	--
23	Apr 26	D	@ CHI	W	10-0	14-9	-	8-5	2	-1	PEREZ (3-1)	Wood (2-2)	--	23,686	--
	Apr 27		@ CHI						2	-5					
24	Apr 28	D	@ CHI	W	5-4	15-9	-	9-5	--	--	Ishii (5-0)	Cruz (0-5)	Gagne (9)	--	--
25	Apr 28	D	@ CHI	W	4-1	16-9	-	10-5	T1	--	Ashby (2-2)	Bere (1-3)	--	35,527	--
	Apr 29		Off						T1	--					
26	Apr 30	N	CIN	L	1-3	16-10	6-5	-	T1	--	Reitsma (1-0)	Brown (1-2)	Graves (10)	25,178	400,536
27	May 1	N	CIN	L	0-4	16-11	6-6	-	T1	--	Hamilton (2-1)	Nomo (2-4)	--	23,346	423,882
28	May 2	N	CIN	W	3-2 (14)	17-11	7-6	-	T1	--	Carrara (1-0)	Pineda (0-2)	--	27,224	461,106
29	May 3	N	CHI	L	3-8	17-12	7-7	-	3	-1	Mahay (1-0)	Orosco (0-1)	--	46,026	497,132
30	May 4	N	CHI	W	3-2	18-12	8-7	-	3	-1	Mahay (1-0)	Bere (1-4)	Gagne (10)	47,381	544,513
31	May 5	N	CHI	L	0-3	18-13	8-8	-	3	-2	Mahay (2-0)	Brown (1-3)	Alfonseca (5)	52,758*	597,271
	May 6		Off						3	-1.5					
32	May 7	N	@ ATL	W	6-5 (16)	19-13	-	11-5	3	-1.5	Carrara (2-0)	Ligtenberg (0-2)	Orosco (1)	26,914	--
33	May 8	N	@ ATL	W	3-1	20-13	-	12-5	3	-1.5	Perez (4-1)	Millwood (2-4)	Gagne (11)	22,163	--
34	May 9	N	@ ATL	L	2-6	20-14	-	12-6	3	-2.5	Moss (1-0)	Ashby (2-3)	--	23,930	--
35	May 10	N	@ FLA	L	3-4	20-15	-	12-7	3	-2.5	Nuñez (4-0)	Carrara (2-1)	--	12,953	--
36	May 11	N	@ FLA	W	3-0	21-15	-	13-7	3	-2.5	Brown (2-3)	Tavarez (1-2)	Gagne (12)	19,767	--
37	May 12	D	@ FLA	L	3-11	21-16	-	13-8	3	-2.5	DEMPSTER (2-3)	Nomo (2-5)	--	7,930	--
38	May 13	N	NY	W	3-2 (13)	22-16	9-8	-	3	-2.5	Carrara (3-1)	Corey (0-1)	--	27,659	624,930
39	May 14	N	NY	L	0-3	22-17	9-9	-	3	-3.5	ASTACIO (6-2)	Ashby (2-4)	--	28,610	653,540
40	May 15	N	NY	L	0-2	22-18	9-10	-	3	-3.5	D'AMICO (3-3)	Ishii (6-1)	--	31,995	685,535
41	May 16	N	MON	W	4-3	23-18	10-10	-	3	-3	Daal (4-0)	Ohka (3-3)	Gagne (13)	21,408	706,943
42	May 17	N	MON	W	8-5	24-18	11-10	-	3	-3	Nomo (3-5)	Armas (5-4)	Gagne (14)	48,146	755,089
43	May 18	N	MON	L	1-3	24-19	11-11	-	3	-4	Pavano (3-5)	Perez (4-2)	Tucker (2)	42,881	797,970
44	May 19	D	MON	W	10-1	25-19	12-11	-	3	-3	Ashby (3-4)	Chen (2-3)	--	31,816	829,786
	May 20		Off						3	-3					
45	May 21	N	@ MIL	L	6-8	25-20	-	13-9	3	-4	Buddie (1-2)	Carrara (3-2)	Dejean (9)	15,209	--
46	May 22	N	@ MIL	W	1-0	26-20	-	14-9	3	-3	Nomo (4-5)	Sheets (3-4)	Gagne (15)	25,954	--
47	May 23	D	@ MIL	W	16-3	27-20	-	15-9	3	-2.5	Ishii (7-1)	Rusch (3-4)	--	26,728	--
48	May 24	N	@ ARI	L	3-14	27-21	-	15-10	3	-3.5	Schilling (9-1)	Perez (4-3)	--	42,862	--
49	May 25	N	@ ARI	W	10-5	28-21	-	16-10	3	-2.5	Ashby (4-4)	Helling (4-5)	Gagne (16)	47,356	--
50	May 26	D	@ ARI	L	9-10 (10)	28-22	-	16-11	3	-3.5	Kim (2-0)	Springer (0-1)	--	47,388	--
51	May 27	D	MIL	W	5-3	29-22	13-11	-	3	-2.5	Nomo (5-5)	Sheets (3-5)	Gagne (17)	32,491	862,277
52	May 28	N	MIL	W	8-4	30-22	14-11	-	3	-1.5	Ishii (8-1)	Rusch (3-5)	--	22,362	884,639
53	May 29	D	MIL	W	4-3	31-22	15-11	-	T2	-1.5	Perez (5-3)	Wright (1-2)	Gagne (18)	26,399	911,038
	May 30		Off						2	-2					
54	May 31	N	ARI	L	3-6	31-23	15-12	-	2	-3	Johnson (9-1)	Daal (4-1)	Kim (14)	54,252*	965,290
55	June 1	D	ARI	W	2-0	32-23	16-12	-	2	-2	Ashby (5-4)	Anderson (0-5)	Gagne (19)	41,516	1,006,806
56	June 2	D	ARI	W	6-3	33-23	17-12	-	2	-1	Ishii (9-1)	Batista (2-3)	Gagne (20)	53,474*	1,060,280
57	June 3	N	@ COL	W	11-5	34-23	-	17-11	2	-1	Mota (1-0)	Jimenez (1-3)	--	30,150	--
58	June 4	N	@ COL	W	10-4	35-23	-	18-11	T1	--	Orosco (1-1)	Jones (0-1)	--	30,195	--
59	June 5	D	@ COL	L	6-8	35-24	-	18-12	2	-1	Jennings (7-2)	Daal (4-2)	Jimenez (16)	31,793	--
	June 6		Off						2	-1					
60	June 7	N	@ BAL	L	2-4	35-25	-	18-13	2	-2	Lopez (6-1)	Ashby (5-5)	Julio (11)	33,624	--
61	June 8	N	@ BAL	W	8-4	36-25	-	19-13	2	-2	Ishii (10-1)	Johnson (1-4)	--	39,489	--
62	June 9	D	@ BAL	W	2-1	37-25	-	20-13	2	-2	Perez (6-3)	PONSON (3-4)	Gagne (21)	38,569	--
63	June 10	N	@ TAM	W	10-5	38-25	-	21-13	2	-1	Nomo (6-5)	Alvarez (1-2)	--	10,905	--
64	June 11	N	@ TAM	L	2-11	38-26	-	21-14	2	-1	KENNEDY (4-5)	Daal (4-3)	--	11,416	--
65	June 12	N	@ TAM	W	4-2	39-26	-	22-14	2	-1	Ashby (6-5)	RUPE (5-8)	Gagne (22)	11,083	--
	June 13		Off						2	-1					

SEASON IN REVIEW

2002 DAY-BY-DAY RESULTS

GM	DATE	D/N	OPP	W/L	SCORE	REC	HOME	ROAD	POS	GA/B	WP	LP	SAVE	ATTN	HOME
66	June 14	N	ANA	L	4-8	39-27	17-13	-	2	-1	ORTIZ (7-5)	Ishii (10-2)	--	51,722	1,112,002
67	June 15	N	ANA	W	10-5	40-27	18-13	-	2	-1	Perez (7-3)	Schoeneweis (5-5)	--	52,165*	1,164,167
68	June 16	D	ANA	W	5-4	41-27	19-13	-	2	-1	Carrara (4-2)	Levine (3-2)	Gagne (23)	52,183*	1,216,350
	June 17		Off						2	-1					
69	June 18	N	TOR	L	1-2	41-28	19-14	-	2	-2	HALLADAY (8-3)	Ashby (6-6)	--	24,991	1,241,341
70	June 19	N	TOR	W	5-2	42-28	20-14	-	2	-1	Ishii (11-2)	Wilson (4-4)	Gagne (24)	31,429	1,272,770
71	June 20	N	TOR	W	2-1	43-28	21-14	-	2	-1	Perez (8-3)	Loaiza (3-4)	Gagne (25)	24,977	1,297,747
72	June 21	N	BOS	W	3-2	44-28	22-14	-	2	-1	Nomo (7-5)	Burkett (7-3)	Gagne (26)	46,719	1,344,466
73	June 22	D	BOS	W	5-4	45-28	23-14	-	T1	-	Daal (5-3)	Lowie (11-3)	Gagne (27)	43,833	1,388,299
74	June 23	D	BOS	W	9-6	46-28	24-14	-	1	+1	Ashby (7-6)	Arrojo (4-2)	--	45,960	1,434,259
75	June 24	N	COL	L	1-4	46-29	24-15	-	1	+5	Hampton (4-8)	Ishii (11-3)	Jimenez (20)	34,641	1,468,900
76	June 25	N	COL	W	4-0	47-29	25-15	-	1	+1.5	PEREZ (9-3)	Thomson (6-7)	--	23,635	1,492,535
77	June 26	N	COL	W	5-3	48-29	26-15	-	1	+1.5	Nomo (8-5)	Chacon (3-5)	Gagne (28)	25,083	1,517,618
78	June 27	N	COL	W	7-1	49-29	27-15	-	1	+2.5	Daal (6-3)	Neagle (4-5)	--	41,279	1,558,897
79	June 28	N	@ ANA	W	7-5	50-29	-	23-14	1	+3.5	Carrara (5-2)	Shields (5-0)	Gagne (29)	43,690	--
80	June 29	N	@ ANA	L	0-7	50-30	-	23-15	1	+2.5	SELE (7-5)	Ishii (11-4)	--	43,592	--
81	June 30	N	@ ANA	L	1-5	50-31	-	23-16	1	+1.5	Lackey (1-1)	Perez (9-4)	Weber (1)	43,059	--
82	July 1	N	@ ARI	W	4-0	51-31	-	24-16	1	+2.5	Nomo (9-5)	Johnson (12-3)	Gagne (30)	36,632	--
83	July 2	N	@ ARI	W	8-0	52-31	-	25-16	1	+3.5	Daal (7-3)	Helling (7-6)	--	39,211	--
84	July 3	N	@ ARI	L	3-5	52-32	-	25-17	1	+2.5	Mantei (1-0)	Orosco (1-2)	Kim (21)	39,609	--
85	July 4	N	@ STL	L	2-3	52-33	-	25-18	1	+1.5	T. Smith (2-0)	Ishii (11-5)	Isringhausen (9)	39,421	--
86	July 5	N	@ STL	W	6-5	53-33	-	26-18	1	+5	Perez (10-4)	Morris (10-6)	Gagne (31)	41,447	--
87	July 6	D	@ STL	W	4-2 (11)	54-33	-	27-18	1	+2.5	Quantrill (1-2)	Kline (0-1)	Gagne (32)	42,825	--
88	July 7	D	@ STL	L	6-12	54-34	-	27-19	1	+2.5	Matthews (2-0)	Daal (7-4)	--	33,777	--
	July 8-10		All-Star Break												
89	July 11	N	ARI	L	3-4	54-35	27-16	-	1	+1.5	Koplove (1-0)	Quantrill (1-3)	Kim (23)	45,882	1,604,779
90	July 12	N	ARI	L	2-3	54-36	27-17	-	1	+5	Schilling (15-3)	Perez (10-5)	Kim (24)	43,147	1,647,926
91	July 13	D	ARI	L	5-7	54-37	27-18	-	2	-5	Anderson (5-7)	Ashby (7-7)	Kim (25)	33,994	1,681,920
92	July 14	N	ARI	W	2-1	55-37	28-18	-	1	+5	Ishii (12-5)	Batista (4-6)	Gagne (33)	46,140	1,728,060
93	July 15	N	STL	L	2-4	55-38	28-19	-	1	+5	T. Smith (3-0)	Daal (7-5)	Isringhausen (22)	31,899	1,759,959
94	July 16	D	STL	L	2-9	55-39	28-20	-	2	-5	Hackman (2-3)	Nomo (9-6)	--	37,988	1,797,947
95	July 17	N	SD	L	0-7	55-40	28-21	-	2	-1.5	LAWRENCE (8-5)	Perez (10-6)	--	33,778	1,831,725
96	July 18	N	SD	L	1-4	55-41	28-22	-	2	-1.5	Tomko (5-6)	Ashby (7-8)	--	53,662*	1,885,387
97	July 19	N	SF	L	2-3 (12)	55-42	28-23	-	3	-1.5	Nen (4-0)	Mota (1-1)	--	53,033*	1,938,420
98	July 20	D	SF	W	4-2	56-42	29-23	-	2	-1.5	Quantrill (2-3)	Rodriguez (3-6)	Gagne (34)	50,093	1,988,513
99	July 21	N	SF	L	4-6	56-43	29-24	-	3	-1.5	Ortiz (7-6)	Carrara (5-3)	Nen (26)	54,344*	2,042,857
100	July 22	N	@SD	L	2-5	56-44	-	27-20	3	-2.5	Lawrence (9-5)	Perez (10-7)	Hoffman (24)	20,085	--
101	July 23	N	@SD	W	8-6	57-44	-	28-20	2	-2.5	Carrara (6-3)	Fikac (3-6)	Gagne (35)	25,680	--
102	July 24	D	@SD	L	0-8	57-45	-	28-21	3	-3.5	Jones (7-5)	Ishii (12-6)	--	26,779	--
	July 25		Off					T2	-4						
103	July 26	N	@SF	W	11-6	58-45	-	29-21	2	-4	Nomo (10-6)	Ortiz (7-7)	--	41,675	--
104	July 27	D	@SF	W	5-1	59-45	-	30-21	2	-4	Daal (8-5)	Hernandez (7-11)	--	41,814	--
105	July 28	D	@SF	L	1-3	59-46	-	30-22	2	-5	Schmidt (6-5)	Ashby (7-9)	Nen (28)	41,642	--
	July 29		Off						2	-5					
106	July 30	N	@CIN	L	4-12	59-47	-	30-23	T2	-5	Dempster (6-11)	Ishii (12-7)	--	23,804	--
107	July 31	N	@CIN	W	11-5	60-47	-	31-23	2	-5	Nomo (11-6)	Moehler (1-1)	--	23,258	--
108	Aug. 1	D	@CIN	L	4-6 (13)	60-48	-	31-24	2	-5	Williamson (3-3)	Daal (8-6)	--	27,950	--
109	Aug. 2	N	@PHI	L	1-3	60-49	-	31-25	2	-5.5	Silva (3-0)	Quantrill (2-4)	Mesa (31)	17,076	--
110	Aug. 3	D	@PHI	W	8-6 (12)	61-49	-	32-25	2	-6	Gagne (1-0)	Coggin (2-3)	Quantrill (1)	23,506	--
111	Aug. 4	D	@PHI	W	4-3	62-49	-	33-25	2	-6	Daal (9-6)	Myers (1-2)	Gagne (36)	28,186	--
112	Aug. 5	D	@PHI	L	5-7	62-50	-	33-26	2	-7	Timlin (3-3)	Shuey (0-1)	Mesa (32)	20,259	--
113	Aug. 6	N	PIT	L	1-3	62-51	29-25	-	3	-7	Fogg (11-7)	Perez (10-8)	Williams (33)	31,254	2,074,111
114	Aug. 7	N	PIT	W	4-0	63-51	30-25	-	3	-7	Ashby (8-9)	Meadows (0-2)	Gagne (37)	31,588	2,105,699
115	Aug. 8	N	PIT	W	10-5	64-51	31-25	-	2	-6	Beirne (1-0)	Anderson (8-12)	--	31,776	2,137,475
116	Aug. 9	N	PHI	W	7-6	65-51	32-25	-	2	-6	Shuey (1-1)	Timlin (3-4)	Gagne (38)	40,688	2,176,163
117	Aug. 10	N	PHI	W	10-8	66-51	33-25	-	2	-6	Quantrill (3-4)	Cormier (5-6)	Gagne (39)	48,321	2,226,484
118	Aug. 11	N	PHI	L	3-6	66-52	33-26	-	2	-7	Timlin (4-4)	Shuey (1-2)	Mesa (33)	38,517	2,265,001
	Aug. 12		Off						2	-7					
119	Aug. 13	N	@MON	L	3-4	66-53	-	33-27	3	-8	Smith (1-0)	Gagne (1-1)	Stewart (16)	13,263	--
120	Aug. 14	N	@MON	W	5-2	67-53	-	34-27	2	-8	Ishii (13-7)	Colon (5-2)	Gagne (40)	13,416	--
121	Aug. 15	N	@MON	W	1-0	68-53	-	35-27	2	-8	Daal (10-6)	Vazquez (8-9)	Gagne (41)	10,985	--
122	Aug. 16	N	@NY	W	3-2	69-53	-	36-27	2	-8	Brown (3-3)	Guthrie (5-2)	Gagne (42)	35,089	--
123	Aug. 17	N	@NY	W	10-4	70-53	-	37-27	2	-8	Perez (11-8)	Astacio (11-6)	--	50,763	--
124	Aug. 18	D	@NY	W	2-1	71-53	-	38-27	2	-7	Ashby (9-9)	Trachsel (8-9)	Gagne (43)	42,386	--
	Aug. 19		Off						2	-7					
125	Aug. 20	N	FLA	L	3-6	71-54	33-27	-	2	-8	Penny (6-4)	Ishii (13-8)	--	40,503	2,305,504
126	Aug. 21	N	FLA	W	4-3 (10)	72-54	34-27	-	2	-8	Shuey (2-2)	Looper (0-5)	--	31,281	2,336,785
127	Aug. 22	D	FLA	W	6-2	73-54	35-27	-	2	-8	Nomo (12-6)	Lloyd (3-4)	Shuey (1)	33,278	2,370,063
128	Aug. 23	N	ATL	W	4-3	74-54	36-27	-	2	-8	Gagne (2-1)	Holmes (2-2)	--	50,341	2,420,404
129	Aug. 24	N	ATL	W	4-3	75-54	37-27	-	2	-7	Shuey (3-2)	Glavin (16-7)	Gagne (44)	54,212*	2,474,616
130	Aug. 25	N	ATL	L	5-7	75-55	37-28	-	2	-8	Moss (8-5)	Ishii (13-9)	Smoltz (45)	50,306	2,524,922
131	Aug. 26	N	ARI	L	3-6 (12)	75-56	37-29	-	2	-9	Kim (7-2)	Mota (1-2)	--	33,708	2,558,630
132	Aug. 27	N	ARI	W	6-1	76-56	38-29	-	2	-8	Shuey (4-2)	Batista (7-8)	--	34,032	2,592,662
133	Aug. 28	N	ARI	W	1-0	77-56	39-29	-	2	-7	Perez (12-8)	Helling (8-9)	Gagne (45)	41,115	2,633,777
	Aug. 29		Off						2	-7					
134	Aug. 30	N	@HOU	L	4-8	77-57	-	38-28	2	-7	Miller (12-3)	Ashby (9-10)	--	30,046	--
135	Aug. 31	N	@HOU	W	4-0	78-57	-	39-28	2	-6	Daal (11-6)	Saarloos (6-4)	--	29,652	--
136	Sept. 1	D	@HOU	W	2-1	79-57	-	40-28	2	-6	Nomo (13-6)	Hernandez (6-5)	Gagne (46)	28,891	--
137	Sept. 2	N	@ARI	W	19-1	80-57	-	41-28	2	-5	Perez (13-8)	Helling (8-10)	--	35,372	--
138	Sept. 3	D	@ARI	W	3-2	81-57	-	42-28	2	-4	Ishii (14-9)	Anderson (6-10)	Gagne (47)	35,891	--
139	Sept. 4	D	@ARI	L	1-7	81-58	-	42-29	2	-5	JOHNSON (20-5)	Ashby (9-11)	--	31,707	--
	Sept. 5		Off						2	-5.5					

SEASON IN REVIEW



2002 DAY-BY-DAY RESULTS

GM	DATE	D/N	OPP	W/L	SCORE	REC	HOME	ROAD	POS	GA/B	WP	LP	SAVE	ATTEN	HOME
140	Sept. 6	N	HOU	W	3-2	82-58	40-29	-	2	-4.5	Quantrill (4-4)	Dotel (5-4)	Gagne (48)	47,138	2,280,915
141	Sept. 7	D	HOU	L	1-6	82-59	40-30	-	2	-4.5	Hernandez (7-5)	Daal (11-7)	--	30,626	2,231,541
142	Sept. 8	D	HOU	L	2-6	82-60	40-31	-	2	-4.5	Oswalt (19-6)	Ishii (14-10)	--	42,932	2,754,473
143	Sept. 9	N	@SF	L	5-6	82-61	-	42-30	T2	-5.5	Hernandez (10-19)	Perez (13-9)	Nen (37)	40,740	--
144	Sept. 10	N	@SF	L	2-5	82-62	-	42-31	3	-6.5	Schmidt (11-7)	Brown (3-4)	Nen (38)	41,325	--
145	Sept. 11	D	@SF	W	7-3	83-62	-	43-31	T2	-6.5	Nomo (14-6)	Rueter (12-8)	--	41,310	--
146	Sept. 12	N	@COL	L	1-7	83-63	-	43-32	T2	-7	Stark (10-3)	Daal (11-8)	--	25,593	--
147	Sept. 13	N	@COL	L	4-5	83-64	-	43-33	3	-	Mercker (3-0)	Mota (1-3)	Jimenez (39)	26,441	--
148	Sept. 14	D	@COL	W	16-3	84-64	-	44-33	3	-7	Perez (14-9)	Santos (0-4)	--	28,118	--
149	Sept. 15	D	@COL	L	4-5	84-65	-	44-34	3	-8	Speier (5-0)	Ashby (9-12)	Jimenez (40)	26,011	--
150	Sept. 16	N	SF	W	7-6	85-65	41-31	-	T2	-7.5	Nomo (15-6)	Schmidt (11-8)	Gagne (49)	35,767	2,790,240
151	Sept. 17	N	SF	L	4-6	85-66	41-32	-	3	-7.5	Rueter (13-8)	Daal (11-9)	Nen (39)	40,161	2,830,401
152	Sept. 18	N	SF	L	4-7	85-67	41-33	-	3	-8.5	Ortiz (13-10)	Ellis (0-1)	--	40,164	2,870,567
153	Sept. 19	N	SF	W	6-3	86-67	42-33	-	3	-8.5	PEREZ (15-9)	Hernandez (11-16)	--	43,921	2,914,488
154	Sept. 20	N	@SD	L	4-8	86-68	-	44-35	3	-8.5	Tomko (10-10)	Ashby (9-13)	--	23,595	--
155	Sept. 21	N	@SD	W	5-3	87-68	-	45-35	3	-7.5	Nomo (16-6)	Hoffman (2-5)	Gagne (50)	48,208	--
156	Sept. 22	D	@SD	W	4-3	88-68	-	46-35	3	-6.5	Quantrill (5-4)	Johnson (1-2)	Gagne (51)	26,017	--
	Sept. 23		Off						3	-6					
157	Sept. 24	N	COL	L	0-1	88-69	42-34	-	3	-6	Stark (11-3)	Perez (15-10)	--	30,332	2,944,820
158	Sept. 25	N	COL	W	3-2	89-69	43-34	-	3	-5	Gagne (3-1)	Jimenez (2-10)	--	28,189	2,973,009
159	Sept. 26	N	SD	W	6-5	90-69	44-34	-	3	-5	Shuey (5-2)	Lawrence (12-12)	Gagne (52)	29,613	3,002,622
160	Sept. 27	N	SD	W	1-0 (10)	91-69	45-34	-	3	-5	Gagne (4-1)	Fikac (4-7)	--	45,801	3,048,423
161	Sept. 28	D	SD	W	14-2	92-69	46-34	-	3	-5	Beirne (2-0)	Tankersley (1-4)	--	33,664	3,082,087
162	Sept. 29	D	SD	L	0-2	92-70	46-35	-	3	-6	Perez (4-5)	Alvarez (0-1)	Villafuerte (1)	49,168	3,131,255

* Indicates home sell-out
ALL CAPS indicates complete game

2002 DODGER NOTES

PROGRESS CONTINUES - The Dodgers finished the 2002 season with a 92-70 record, good for third place in the NL West, 6.0 games behind first-place and defending World Champion Arizona, and 3.5 games behind San Francisco. The Dodgers and Giants battled down the stretch for the NL Wild Card entry, which was decided in game 161 of 162. The NL West had the best composite winning percentage of any division in the league and the Dodgers were one of three teams in the Majors to register 90 or more victories and not qualify for the postseason.

A SERIES OF WINS - The Dodgers had a record of 31-17-4 in series play. Two times during the season, the Dodgers strung together nine consecutive series wins, May 27-June 27 and Aug. 6-Sept. 4.

JORDAN'S SEPTEMBER TO REMEMBER - Brian Jordan batted .347 (34-for-98) with seven doubles, five home runs and 30 RBI in September to earn NL Player of the Month honors. His RBI total led the NL for the month and tied for the second most September RBI in L.A. Dodger history with Mike Marshall who had 30 RBI in September of 1985. Kal Daniels had the best September total with 31 RBI in 1990. Jordan also hit in 13 of his last 15 games for a .424 average (25-for-59) during that span.

THE GREEN MACHINE - Dodger right fielder Shawn Green hit 42 home runs after hitting a franchise-record 49 in 2001. He is the first player in L.A. Dodger history to record back-to-back 40-homer seasons and the first in franchise history since Hall of Famer Duke Snider accomplished the feat in five consecutive seasons from 1953-57. The 91 homers he has hit over the last two years is the greatest two-year total in franchise history. Green ranked tied for third in the NL in home runs, fourth in RBI (114), sixth in total bases (325) and fourth in runs scored (110). Also, Green's two-year RBI total of 239 was the most in consecutive seasons by a Dodger batter since Tommy Davis had an L.A. Dodger-record 241 RBI during the 1962 (153) and 1963 (88) seasons.

THANKS FOR COMING - The Dodgers drew 3,131,255 fans to Dodger Stadium in 2002. The Dodgers have drawn three million or more fans for the seventh straight season and a Major League-record 17th time, after becoming the first team to surpass the three million mark in 1978.

TAKE TWO - The Dodgers collected 286 two-base hits, fourth best on the all-time Dodgers' doubles list. Paul Lo Duca led the Dodgers with 38 two-baggers, tied with Steve Garvey's 1975 output for the seventh best single-season total in L.A. Dodger history.

DODGERS FLASH LEATHER TO FRANCHISE RECORD - The Dodgers committed just 90 errors in 162 games to set a new franchise record for fewest errors in a season. The previous team record had been 106 errors set by the 1952 Brooklyn Dodgers. L.A. also established the all-time fielding percentage mark with a .985 fielding percentage, besting the 1952 team's .982 percentage. The Dodgers finished tied for the third-best fielding percentage in the NL with Arizona and San Francisco, one percentage point behind league-leaders Houston and Philadelphia (.986).

2002 DODGER NOTES

ISHII SHINES IN ROOKIE CAMPAIGN - Dodger rookie left-hander Kazuhisa Ishii went 14-10 with a 4.27 ERA in 28 starts in 2002, including becoming the first player since division play began in 1969 to start his first six Major League appearances and pick up victories. Ishii's 14 wins set an L.A. Dodger record for wins by a rookie left-hander, breaking Fernando Valenzuela's mark of 13 set in 1981. The 14 wins are the most by a Dodger rookie left-hander since Joe Hatten won 14 for Brooklyn in 1946. Nap Rucker set the franchise mark for southpaw lefties with 15 wins in 1907.

OH-DALIS PEREZ - Left-hander Odalis Perez had an outstanding season, going 15-10 with a team-low 3.00 ERA for starters. Perez finished fourth in the NL ERA race, tied for fifth in complete games with four and sixth in innings pitched with 222.1. Perez also held the opposition to a .226 batting average, ninth best in the NL. His four complete games were the most by a Dodger starter since Kevin Brown registered five in 2000.

NOMO REFUSED TO LOSE - Hideo Nomo finished the season 16-6 with a 3.39 ERA to match his career-best victory total set in 1996 (16-11). He won his last seven decisions and did not lose after July 16 vs. St. Louis, a span of 14 starts. In addition, the Dodgers won 22 of his last 26 starts, while Nomo went 14-1 with a 3.24 ERA (62 ER/172.0 IP) during that span.

ERIC GAGNE..GAME OVER - Dodger closer Eric Gagne obliterated the club record for saves in a season by registering 52, besting the old mark of 44 set by Todd Worrell in 1996. Gagne was just the eighth reliever in Major League history to register 50 or more saves in a season and now ranks as having the fifth-best single-season save total in MLB history, trailing Bobby Thigpen (57, 1990), John Smoltz (55 in 2002), Trevor Hoffman (53, 1998) and Randy Myers (53, 1993). Also, Gagne's 114 strikeouts moved him ahead of Pedro Martinez' 113 whiffs in 1993 and into second place for strikeouts in a season by a Dodger reliever in L.A. Dodger history. Mike Marshall holds the record with 143 strikeouts in 1974.

CONSISTENT KARROS - Eric Karros had 40 extra-base hits in 2002 to give him 582 in his career, ranking three behind Willie Davis (585) for the most in L.A. Dodger history. Karros played in his 1,600th game as a Dodger on Sept. 26 vs. San Diego and finished playing in 1,601 which ranks fourth in L.A. Dodger history. He also finished the season with 6,002 career at-bats as a Dodger which ranks fifth in L.A. Dodger history.

CLOSE ENCOUNTERS - The Dodgers were 33-15 in one-run games, including 20-5 at Dodger Stadium. The last time Los Angeles won 33 one-run games was in 1996 (33-23).

GREAT FALLS DODGERS GO OUT IN STYLE - In their final season as a Dodger affiliate, the Great Falls Dodgers won the best-of-three championship series over Provo, 2-1, to capture the Rookie-level Pioneer League crown. The Dodgers, who cruised to the first-half title with a 27-11 record, were guided by Dann Bilardello, who was in his debut season as a minor league manager. Great Falls was one of four Dodger farm clubs to earn playoff berths in 2002. Double-A Jacksonville and the Rookie Gulf Coast League Dodgers each made it to the league finals. Pacific Coast League South Division champion Las Vegas was the other playoff qualifier.

THURSTON HAS HUGE SEASON - Infielder Joe Thurston of Triple-A Las Vegas turned in one of the best seasons ever by a Dodger minor leaguer. Honored as the organization's Minor League Player of the Year and *Baseball America's* Triple-A Player of the Year, Thurston led all of minor league baseball with 196 hits and 297 total bases as well as topping the Pacific Coast League in runs scored (106) and ranking fourth in the circuit with a .334 batting average. Upon his promotion to the big league club in September, Thurston collected six hits in eight games, including a 4-for-5 effort in the season finale against San Diego, to give him 202 hits in 144 games overall in 2002.

ROBERTS WAS OFF AND RUNNING - Center fielder Dave Roberts finished third in the Major Leagues with 45 stolen bases, trailing Luis Castillo of Florida (48) and Juan Pierre of Colorado (47). Roberts was caught just 10 times and owned an 82 percent success rate in stolen base attempts. The left-handed batter hit .277 with 14 doubles, a team-leading seven triples, three home runs and 34 RBI in 127 games played. Roberts was the last player in the Majors to ground into a double play when he hit into one on Sept. 10 after 449 plate appearances.

TEN AT THE BREAK - Odalis Perez (10-4) and Kazuhisa Ishii (11-5) became the Dodgers' first tandem of starters to enter the All-Star break with 10 or more wins since 1977, when four pitchers accomplished the feat - Doug Rau (11-1), Tommy John (10-4), Don Sutton (10-4) and Rick Rhoden (10-6). The last time any Dodger pitcher reached double figures in victories before the break was 1991, when Ramon Martinez was 12-3.

HANSEN SETS CLUB PINCH-HIT MARK - Dodger infielder Dave Hansen recorded his seventh pinch-hit of the season on July 21 in the ninth inning off Robb Nen to give him 107 in his Dodger career, passing current Dodger coach Manny Mota for the franchise record. Hansen, who completed his 11th season with the Blue Crew (1990-96, 1999-2002), ranks second in career pinch-hits (120) among active Major Leaguers, behind the Milwaukee Brewers' Lenny Harris (173). In addition, Hansen holds the club's single-season record for pinch-hits in a season with 18 in 1993. Hansen finished second on the team with 10 pinch-hits, including a home run and four RBI in 54 at-bats.

READY IN A PINCH - The Dodger reserves provided the club with clutch hits all season, leading the National League with a .283 pinch-hitting average (69-for-244). Alex Cora led the team with 11 pinch-hits in 32 at-bats for a .344 average. Mike Kinkade led the team with a .350 average (7-for-20) amongst batters with at least 10 pinch-hit at-bats.

LEFT WAS RIGHT - Dodger left-handed starters Odalis Perez (15-10), Kazuhisa Ishii (14-10), Omar Daal (9-8) and Victor Alvarez (0-1) were a combined 38-29, the most wins by left-handed starters for a Dodger team since the 1982 squad registered 39 wins from left-handed starters. During the previous three seasons (1999-2001), the Dodgers had a total of nine wins by left-handed starters.

TRACY'S AN ALL-STAR - Dodger manager Jim Tracy, who finished second in the 2001 NL Manager of the Year voting, served as coach for the 2002 NL All-Star team at the 73rd All-Star Game on July 9 at Miller Park in Milwaukee. Tracy was asked, along with Frank Robinson of the Expos, by NL All-Star manager Bob Brenly. Tracy became the first Dodger manager since Hall of Famer Tommy Lasorda in 1993 to be named as an All-Star coach.

DODGERS LAND TRIO OF ALL-STARS - Dodger starting pitcher Odalis Perez, closer Eric Gagne and right fielder Shawn Green were named to the NL All-Star team for the game played on July 9 at Miller Park in Milwaukee. For Perez and Gagne it was their first selection and for Green it was his second, also being named to the AL All-Star team in 1999 for Toronto. Green was 1-for-1 in that game. The last time L.A. had at least three all-stars was in 1995 when five players were named: Raul Mondesi, Hideo Nomo, Jose Offerman, Mike Piazza and Todd Worrell. In this year's game, Green was 1-for-3 with a stolen base, Perez allowed an unearned run while striking out two in an inning of work and Gagne allowed one run in one inning.

GAGNE NAMED NL PITCHER OF THE MONTH - Dodger all-star closer Eric Gagne was selected as the National League's Pitcher of the Month for June, as he went 0-0 with a 0.63 ERA and 11 saves in 13 outings. The right-hander pitched 14.1 innings and allowed just one run, while striking out 24 and not issuing a single walk. Gagne converted all 11 save opportunities and stranded all four runners inherited. He became the first NL reliever to receive the honor since Jeff Shaw of Cincinnati won in September of 1997.

PEREZ WINS NL PLAYER OF THE WEEK HONORS - Odalis Perez won NL Player of the Week Honors for the week of April 15-21 as he went 2-0 with a 1.53 ERA in two starts. He pitched the 20th ever opponent complete game at Colorado on April 15 (2 ER) and followed that with one run in 8.2 innings vs. San Diego on April 20 at Dodger Stadium. The left-hander allowed 11 hits, three runs and struck out 10 in 17.2 innings during the week.

RECORD-SETTING DAY AND WEEK FOR GREEN BRING NL HONORS - Right fielder Shawn Green was named the NL Player of the Week for May 20-26 as he hit .593 (16-for-27) with nine home runs, two doubles, one triple and drove in 17 runs. He compiled a slugging percentage of 1.741, an on-base percentage of .600 and amassed 47 total bases. His nine home runs during the week were the most ever in the NL. On May 23 at Milwaukee, Green became the 14th player to hit four home runs in a game, as he went 6-for-6 with six runs scored and seven RBI in the game. His 19 total bases in the game broke the Major League record set by the Milwaukee Braves' Joe Adcock in 1954.

MINOR LEAGUE DUO DELIVERS NO-NOS - Within eight days of each other, a pair of Dodger minor leaguers hurled no-hitters in the season's first month. And one of those repeated the act later in the season. On April 21, Vero Beach right-hander Joel Hanrahan struck out six and walked three in no-hitting Jupiter, 5-0, for the club's first no-hitter in seven seasons. Then on July 4, in a rain-shortened six-inning contest, Hanrahan no-hit Brevard County, 5-1. On April 29, South Georgia right-hander Francisco Cruceta walked two and struck out 10 while hurling a seven-inning no-hitter to blank Delmarva, 6-0.

2002 DODGER BATTING STATISTICS

Player	AVG.	G	AB	R	H	2B	3B	HR	RBI	SH	SF	BB	SO	SB	CS	SLG.	OBP
Allen, Luke	.143	6	7	2	1	1	0	0	0	0	0	2	3	0	0	.286	.333
Alvarez, Victor	.000	4	2	0	0	0	0	0	0	0	0	0	2	0	0	.000	.000
Ashby, Andy	.125	30	48	5	6	0	0	1	4	6	0	2	23	0	0	.188	.160
Beirne, Kevin	.400	12	5	1	2	0	0	0	0	1	0	0	0	0	0	.400	.400
Beltre, Adrian	.257	159	587	70	151	26	5	21	75	1	6	37	96	7	5	.426	.303
Bocachica, H.	.215	49	65	12	14	3	0	4	9	0	0	5	19	1	1	.446	.271
Brown, Kevin	.250	17	20	2	5	1	0	1	2	2	0	0	11	0	0	.450	.250
Cabrera, Jolbert	.333	10	12	3	4	1	0	0	1	1	0	2	2	0	0	.417	.429
Carrara, G.	.000	63	6	0	0	0	0	0	0	1	0	1	3	0	0	.000	.143
Chen, C.	.000	3	5	1	0	0	0	0	0	0	0	1	3	0	0	.000	.167
Cora, Alex	.291	115	258	37	75	14	4	5	28	2	0	26	38	7	2	.434	.371
Corey, Bryan	.000	1	0	0	0	0	0	0	0	0	0	0	0	0	0	.000	.000
Daal, Omar	.154	39	39	2	6	2	0	1	4	8	0	1	11	0	0	.282	.175
Ellis, Robert	.000	3	0	0	0	0	0	0	0	0	0	0	0	0	0	.000	.000
Gagne, Eric	.000	77	1	0	0	0	0	0	0	0	0	0	1	0	0	.000	.000
Green, Shawn	.285	158	582	110	166	31	1	42	114	0	5	93	112	8	5	.558	.385
Grissom, M.	.277	111	343	57	95	21	4	17	60	0	4	22	68	5	1	.510	.321
Grudzielanek, M.	.271	150	536	56	145	23	0	9	50	1	4	22	89	4	1	.364	.301
Hansen, Dave	.292	96	120	15	35	6	0	2	17	0	1	14	22	1	0	.392	.363
Houston, Tyler	.281	111	320	34	90	20	3	7	40	4	1	16	62	1	0	.428	.323
L.A.	.200	35	65	9	13	5	1	0	7	0	0	2	21	0	0	.308	.224
Ishii, Kazuhisa	.100	28	50	1	5	0	0	0	2	4	0	2	21	0	0	.100	.135
Izturis, Cesar	.232	135	439	43	102	24	2	1	31	10	5	14	39	7	7	.303	.253
Jordan, Brian	.285	128	471	65	134	27	3	18	80	0	4	34	86	2	2	.469	.338
Karros, Eric	.271	142	524	52	142	26	1	13	73	0	6	37	74	4	2	.399	.323
Kinkade, Mike	.380	37	50	7	19	5	0	2	11	0	0	4	10	1	0	.600	.483
Kreuter, Chad	.263	41	95	8	25	5	0	2	12	0	2	10	31	1	0	.379	.333
Lo Duca, Paul	.281	149	580	74	163	38	1	10	64	4	4	34	31	3	1	.402	.330
Mota, Guillermo	.250	43	4	1	1	0	0	0	0	0	0	0	2	0	0	.250	.250
Mulholland, T.	.000	19	1	0	0	0	0	0	0	0	0	0	1	0	0	.000	.000
Nomo, Hideo	.063	34	63	3	4	2	0	1	3	6	0	5	32	0	0	.143	.132
Orosco, Jesse	.000	56	0	1	0	0	0	0	0	0	0	1	0	0	0	.000	.000
Perez, Odalis	.156	32	64	5	10	5	0	1	4	10	0	1	13	0	0	.281	.169
Quantrill, Paul	.333	86	3	0	1	0	0	0	0	0	0	0	2	0	0	.333	.333
Reboulet, Jeff	.208	38	48	3	10	3	0	0	2	3	1	6	13	0	0	.271	.291
Roberts, Dave	.277	127	422	63	117	14	7	3	34	6	1	48	51	45	10	.365	.353
Ross, David	.200	8	10	2	2	1	0	1	2	0	0	2	4	0	0	.600	.385
Ruan, Wilkin	.273	12	11	2	3	1	0	0	3	0	0	0	2	0	0	.364	.273
Shuey, Paul	.333	28	3	0	1	0	0	0	0	0	0	0	2	0	0	.333	.333
Springer, D.	.000	1	0	0	0	0	0	0	0	0	0	0	0	0	0	.000	.000
Thurston, Joe	.462	8	13	1	6	1	0	0	1	1	1	1	0	1	0	.538	.429
Williams, Jeff	.500	10	2	0	1	0	0	0	0	0	0	0	1	0	0	.500	.500
DODGERS	.264	162	5554	713	1464	286	29	155	693	67	44	428	940	96	37	.409	.320
OPPONENTS	.242	162	5428	643	1311	252	20	165	616	71	38	555	1132	110	53	.387	.315



Brian Jordan



2002 DODGER PITCHING STATISTICS

Player	W-L	ERA	G	GS	SV	IP	H	R	ER	HR	BB	SO	OPP AVG.
Alvarez, Victor	0-1	4.35	4	1	0	10.1	9	5	5	1	2	7	.237
Ashby, Andy	9-13	3.91	30	30	0	181.2	179	85	79	20	65	107	.261
Beirne, Kevin	2-0	3.41	12	3	0	29.0	26	11	11	4	17	17	.245
Brown, Kevin	3-4	4.81	17	10	0	63.2	68	36	34	9	23	58	.274
Carrara, G.	6-3	.328	63	1	1	90.2	83	34	33	14	32	56	.243
Corey, Bryan	0-0	0.00	1	0	0	1.0	0	0	0	0	0	0	.000
Daal, Omar	11-9	3.90	39	23	0	161.1	142	73	70	20	54	105	.239
Ellis, Robert	0-1	10.13	3	0	0	2.2	6	3	3	1	0	0	.462
Gagne, Eric	4-1	1.97	77	0	52	82.1	55	18	18	6	16	114	.189
Ishii, Kazuhisa	14-10	4.27	28	28	0	154.0	137	82	73	20	106	143	.240
Mota, Guillermo	1-3	4.15	43	0	0	60.2	45	30	28	4	27	49	.202
Mulholland, T.	0-0	7.31	21	0	0	32.0	45	29	26	10	7	17	.331
Nomo, Hideo	16-6	3.39	34	34	0	220.1	189	92	83	26	101	193	.236
Orosco, Jesse	1-2	3.00	56	0	1	27.0	24	10	9	4	12	22	.229
Perez, Odalis	15-10	3.00	32	32	0	222.1	182	76	74	21	38	155	.226
Quantrill, Paul	5-4	2.70	86	0	1	76.2	80	27	23	1	25	53	.267
Shuey, Paul	5-2	4.40	28	0	1	30.2	25	18	15	2	21	24	.217
Springer, D.	0-1	6.75	1	0	0	1.1	1	1	1	0	1	1	.200
Williams, Jeff	0-0	11.70	10	0	0	10.0	15	13	13	2	7	11	.333
DODGERS	92-70	3.69	162	162	56	1457.2	1311	643	598	165	555	1132	.242
OPPONENTS	70-92	4.06	162	162	37	1448.2	1464	713	654	155	428	940	.264

OPPONENT BREAKDOWN

	HOME W-L	ROAD W-L	TOTALS W-L
vs. Atlanta	2-1	2-1	4-2
vs. Florida	2-1	1-2	3-3
vs. Montreal	3-1	2-1	5-2
vs. New York	1-2	3-0	4-2
vs. Philadelphia	2-1	2-2	4-3
TOTAL VS. EAST	10-6	10-6	20-12
vs. Chicago	1-2	3-0	4-2
vs. Cincinnati	1-2	1-2	2-4
vs. Houston	1-2	2-1	3-3
vs. Milwaukee	3-0	2-1	5-1
vs. Pittsburgh	2-1	2-1	4-2
vs. St. Louis	0-2	2-2	2-4
TOTAL VS. CENTRAL	8-9	12-7	20-16
vs. Arizona	5-5	5-4	10-9
vs. Colorado	7-2	5-5	12-7
vs. San Diego	6-4	4-5	10-9
vs. San Francisco	3-7	5-4	8-11
TOTAL VS. WEST	21-18	19-18	40-36
vs. Baltimore	0-0	2-1	2-1
vs. Boston	3-0	0-1	3-0
vs. Anaheim	2-1	1-2	3-3
vs. Tampa Bay	0-0	2-1	2-1
vs. Toronto	2-1	0-0	2-1
TOTAL VS. AL	7-2	5-4	12-6
OVERALL TOTALS	46-35	46-35	92-70

MISCELLANEOUS BREAKDOWN

	HOME W-L	ROAD W-L	TOTALS W-L
Shutouts	6-10	9-3	15-13
Shutouts - Individual	1-3	1-1	2-4
Extra Innings	4-2	3-2	7-4
One-Run Decisions	20-5	13-10	33-15
Two-Run Decisions	6-10	7-10	13-20
vs. LH Starters	11-10	13-5	24-15
vs. RH Starters	32-25	33-30	68-55
Grass Fields	46-35	40-31	86-66
Artificial Fields	0-0	6-4	6-4
Day Games	13-7	16-11	29-18
Night Games	33-28	30-24	63-52
DODGERS	134	166	
Double Plays	134	166	
Triple Plays	0	0	
Left On Base	1087	1123	
Grand Slam Homers	3	2	
Home Runs (Home)	73	86	
Home Runs (Road)	82	79	
WON	66	52	
Starters	66	52	
Relievers	26	18	
Streaks	5	5	
Doubleheaders (Home)	0	0	
Doubleheaders (Road)	1	0	
ATTENDANCE			
Home	3,131,255 (81 dates)	38,657 AVG.	
Road	2,450,537 (80 dates)	30,632 AVG.	

2002 DODGER HIGHS AND LOWS

GENERAL

Longest Win Streak	5	twice; June 19-23, Aug. 14-18
Longest Win Streak, Home	6	April 5-6, 18-20
Longest Win Streak, Road	5	twice, April 26-May 8; Aug. 14-18
Longest Losing Streak	5	July 15-19
Longest Losing Streak, Home	5	July 15-19
Longest Losing Streak, Road	3	Sept. 4, 9-10
Longest Game, Innings	16	May 7 at ATL
Longest Game, Time	5:19	May 7 at ATL (16 innings)
Longest Nine-Inning Game, Time	3:56	Sept. 18 vs. SF
Shortest Game, Time	1:55	June 25 vs. COL
Largest Crowd, Home	54,344	July 21 vs. SF
Largest Crowd, Road	50,763	Aug. 17 at NY
Smallest Crowd, Home	21,408	May 16 vs. MON
Smallest Crowd, Road	7,930	May 12 at FLA
Largest Winning Margin	18	Sept. 2 at ARI (LA-19, ARI-1)
Largest Losing Margin	12	April 3 vs. SF (0-12)
Largest Deficit Overcome	4	three times
Largest Lead Lost	5	May 21 at MIL
Most Errors	4	Aug. 11 vs. PHI
Most Double Plays Turned	4	twice, Aug. 9 vs. PHI, Sept. 22 at SD

TEAM PITCHING

Fewest Runs Allowed, Game	0	15 times
Most Runs Allowed, Game	14	May 24 at ARI
Most Runs Allowed, Inning	9	June 11 at TB (fifth)
Fewest Hits Allowed, Game	1	three times, April 5 vs. COL, April 26 at CHI, June 25 vs. COL
Most Hits Allowed, Game	16	May 26 at ARI (10 innings)
Most Hits Allowed, Inning	8	June 11 at TB (fifth)
Most Home Runs Allowed, Game	4	April 3 vs. SF, July 30 at CIN
Most Home Runs Allowed, Inning	3	April 3 vs. SF (fourth)
Most Strikeouts, Game	14	April 6 vs. COL
Most Walks Issued, Game	12	May 26 at ARI (10 innings)

INDIVIDUAL PITCHING

Most Innings, Starter, Game	9	Perez, four times
Most Innings, Reliever, Game	5.0	Carrara, May 7 at ATL
Fewest Hits, Complete Game	1	Perez, April 26 at CHI, June 25 vs. COL
Most Strikeouts, Starter, Game	10	Nomo, 3 times, May 1 vs. CIN, Aug. 5 at PHI, Aug. 27 vs. ARI Ishii, April 6 vs. COL; Brown, May 11 at FLA Perez, June 9 at BAL
Most Strikeouts, Reliever, Game	9	Brown, Aug. 25 vs. ATL
Most Home Runs Allowed, Game	3	Mulholland, April 3 vs. SF, Ashby, June 7 at BAL, Perez, Aug. 6 vs. PIT
Most Consec Scoreless IP, Starter	19.0	Ashby, July 28-Aug. 7
Most Consec Scoreless IP, Reliever	13.0	Daal, May 12-Aug. 1
Longest Winning Streak	7	Nomo, twice, May 17-July 1; July 26-Sept. 21
Longest Losing Streak	4	Ashby, Aug. 30-Sept. 20; Perez, July 12-Aug. 6

TEAM BATTING

Most Runs, Game	19	Sept. 2 at ARI
Most Runs, Game, Both Teams	20	Sept. 2 at ARI (LA-19, ARI-1)
Most Runs, Inning	8	Sept. 2 at ARI (seventh)
Most Hits, Game	24	Sept. 2 at ARI
Most Hits, Game, Both Teams	33	Sept. 14 at COL (LA-20, COL-13)
Fewest Hits, Game	2	(twice) May 14 vs. NY, May 15 vs. NY
Most Hits, Inning	7	(twice) June 23 vs. BOS (third), Sept. 2 at ARI (seventh)
Most Doubles, Game	6	April 26 at CHI
Most Triples, Game	2	three times
Most Home Runs, Game	8	May 23 at MIL (club record)
Most Homers, Game, Both Teams	9	May 23 at MIL (LA-8, MIL-1)
Most Home Runs, Inning	3	(twice) April 16 at COL (fourth), May 23 at MIL (ninth)
Most Consecutive Games, HR	12	May 23-June 4
Most Consecutive Games, No HR	6	July 17-22
Most Total Bases, Game	46	(twice) May 23 at MIL, Sept. 2 at ARI
Most Extra-Base Hits, Game	11	(twice) May 23 at MIL, Sept. 2 at ARI
Most Walks, Game	9	April 26 at CHI
Most Strikeouts, Game	15	(twice) April 21 vs. SD & Aug. 26 vs. ARI
Most Stolen Bases, Game	4	Aug. 18 at NY
Most Left on Base, Game	15	Sept. 28 vs. SD
Most Double Plays Hit Into, Game	5	April 12 at SD



2002 DODGER HIGHS AND LOWS

INDIVIDUAL BATTING

Most At-Bats, Game	7	Grudzielanek, Izturis, Jordan, May 7 at ATL (16 innings)
Most Runs Scored, Game	6	Green, May 23 at MIL (ties Major League record)
Most Hits, Game	6	Green, May 23 at MIL (ties club record)
Most Doubles, Game	2	18 times; last time: Lo Duca, Sept. 3 at ARI
Most Triples, Game	1	29 times
Most Home Runs, Game	4	Green, May 23 at MIL (ties Major League record)
Most Total Bases, Game	19	Green, May 23 at MIL (Major League Record)
Most Extra-Base Hits, Game	5	Green, May 23 at MIL (ties Major League record)
Most Runs Batted In, Game	7	Green, May 23 at MIL
Most Walks, Game	4	Roberts, April 26 at CHI
Most Stolen Bases, Game	3	Roberts, July 20 vs. SF
Most Consecutive Games, Hit	11	Beltre, twice, 4/9-19, 4/23-5/5, Lo Duca, April 25-May 8 Green, June 12-24 Grissom, Aug. 3-18
Most Consecutive Games, HR	4	Green, Aug. 7-10
Most Consecutive Games, RBI	5	Grissom, April 7-16 Green, May 21-25
Most Consecutive Games, Run	11	Green, Sept. 9-19 (ties L.A. Dodger record)

2002 MISCELLANEOUS STATISTICS

DODGERS BY DAY: Sunday (13-14), Monday (8-6), Tuesday (10-15), Wednesday (15-10), Thursday (12-8), Friday (14-12), Saturday (20-5).

DODGERS BY MONTH: April (16-10), May (15-13), June (19-8), July (10-16), August (18-10), September (14-13).

DODGERS BY INNING:

	1	2	3	4	5	6	7	8	9	X	Total
DODGERS	90	74	75	96	82	69	87	79	52	9	713
OPPONENT	90	70	74	72	68	68	82	71	41	7	643

DODGERS RECORD WHEN:

Dodgers Score First	69-20	Opponent Scores First	23-50
Lead After 7 Innings	72-6	Lead After 8 Innings	80-2
Tied After 7 Innings	12-5	Tied After 8 Innings	8-2
Trail After 7 Innings	8-59	Trail After 8 Innings	4-66
Score 3 or Less	22-50	Score 4 or More	70-20
Allow 3 or Less	65-18	Allow 4 or More	27-52
More Hits than Opponent	73-16	Less Hits Than Opponent	13-43
Equal Hits as Opponent	6-11	Pitcher makes quality start	67-30
One-Run Games	33-15	Two-Run Games	13-19
Extra Innings	7-4	Shutouts	15-13
Vs. American League	12-6	With Designated Hitter	5-4
Comeback Wins	39	Wins in Last At Bats	18
Crowds over 50,000	7-8	Doubleheaders	1-0
Before All-Star Break	54-34	After All-Star Break	38-36
First Game of Series	24-28	Last Game of Series	26-26
Series (W-L)	31-17-4	Series Sweeps (LA-Opp)	5-3
When Dodgers Homer	63-27	When Dodgers hit 2 HR	30-11
Playing Errorless	59-34	After a off day 5-12	

BY POSITION (Dodgers' record when he started)

- C Lo Duca (78-58), Kreuter (13-11), Ross (1-1).
- 1B Karros (79-62), Lo Duca (1-1), Hansen (4-3), Kinkade (1-2), Houston (7-2).
- 2B Grudzielanek (82-63), Reboulet (2-3), Cora (8-2), Cabrera (0-1), Thurston (0-1).
- 3B Beltre (89-65), Hansen (3-2), Houston (0-2), Cabrera (0-1).
- SS Izturis (60-49), Cora (32-21).
- LF Jordan (66-53), Bocachica (4-6), Grissom (17-8), Lo Duca (2-1), Kinkade (3-1), Chen (0-1).
- CF Roberts (60-52), Grissom (32-16), Bocachica (0-1), Ruan (0-1).
- RF Green (91-66), Jordan (1-2), Grissom (0-1), Allen (0-1).
- P Brown (3-7), Nomo (25-9), Perez (19-13), Ashby (13-17), Ishii (16-12), Daal (14-9), Beirne (1-2), Carrara (1-0), Alvarez (0-1).
- DH Hansen (1-2), Jordan (2-1), Green (1-0), Grudzielanek (1-0), Reboulet (0-1).

BY BATTING ORDER (Dodgers' record when in that spot)

- 1 Roberts (60-52), Izturis (20-12), Cora (1-0), Grudzielanek (4-0), Grissom (7-5), Ruan (0-1).
- 2 Izturis (15-16), Grudzielanek (5-2), Grissom (23-8), Cora (3-4), Bocachica (1-2), Reboulet (0-1), Beltre (7-4), Lo Duca (38-32, Thurston (0-1).
- 3 Lo Duca (16-11), Green (63-52), Beltre (12-5), Hansen (0-1), Grudzielanek (1-0), Kinkade (0-1).
- 4 Green (28-14), Jordan (28-19), Lo Duca (17-13), Karros (15-18), Beltre (4-5), Chen (0-1).
- 5 Jordan (32-29), Karros (37-24), Grissom (3-0), Beltre (5-5), Hansen (2-3), Grudzielanek (0-2), Houston (3-2), Lo Duca (10-4), Ross (0-1).
- 6 Beltre (26-21), Karros (25-17), Grissom (12-9), Grudzielanek (9-8), Hansen (6-3), Bocachica (0-1), Jordan (10-8), Houston (4-2, Cabrera (0-1).
- 7 Karros (4-2), Beltre (33-24), Kreuter (3-1), Grudzielanek (41-34), Grissom (4-2), Cora (5-1), Kinkade (4-2), Reboulet (0-1), Izturis (0-1).
- 8 Grudzielanek (23-19), Kreuter (9-9), Reboulet (2-2), Cora (31-18), Bocachica (1-3), Izturis (23-16), Grissom (0-1), Beltre (2-0), Ross (1-0), Cabrera (0-1), Allen (0-1).
- 9 Brown (3-7), Nomo (24-9), Perez (19-12), Ashby (10-16), Ishii (16-11), Daal (13-8), Izturis (2-3), Kreuter (1-0), Bocachica (2-1), Beirne (1-2), Carrara (1-0), Alvarez (0-1).

2002 DODGER FIELDING STATISTICS

PITCHERS

Player	PCT	G	GS	PO	A	E	TC	DP
Alvarez, Victor	1.000	4	1	0	1	0	1	0
Ashby, Andy	.971	30	30	16	18	1	35	2
Beirne, Kevin	1.000	12	3	1	3	0	4	0
Brown, Kevin	.933	17	10	5	9	1	15	0
Carrara, G.	1.000	63	1	8	18	0	26	1
Corey, Bryan	.000	1	0	0	0	0	0	0
Daal, Omar	1.000	39	23	10	33	0	43	5
Ellis, Robert	.000	3	0	0	0	0	0	0
Gagne, Eric	1.000	77	0	4	10	0	14	1
Ishii, Kazuhisa	.960	28	28	3	21	1	25	1
Mota, Guillermo	1.000	43	0	2	7	0	9	0
Mulholland, T.	.977	21	0	2	9	1	12	1
Nomo, Hideo	.886	34	34	10	21	4	35	2
Orosco, Jesse	1.000	56	0	2	3	0	5	0
Perez, Odalis	.974	32	32	23	51	2	76	3
Quantrill, Paul	1.000	86	0	4	13	0	17	2
Shuey, Paul	1.000	28	0	4	8	0	12	0
Springer, D.	1.000	1	0	1	0	0	1	0
Williams, Jeff	1.000	10	0	1	3	0	4	0

CATCHERS

Player	PCT	G	GS	PO	A	E	TC	DP	PB
Kreuter, Chad	.986	41	24	197	16	3	216	1	0
Lo Duca, Paul	.992	137	136	965	76	8	1049	9	12
Ross, David	1.000	6	2	19	2	0	21	0	0

FIRST BASEMEN

Player	PCT	G	GS	PO	A	E	TC	DP
Hansen, Dave	1.000	27	7	76	5	0	81	3
Houston, Tyler	.981	12	9	98	3	2	103	9
Karros, Eric	.997	142	141	1175	106	4	1285	101
Kinkade, Mike	1.000	11	3	39	4	0	43	3
Lo Duca, Paul	.979	18	2	45	1	1	47	3

SECOND BASEMEN

Player	PCT	G	GS	PO	A	E	TC	DP
Cabrera, Jolbert	1.000	1	1	2	1	0	3	0
Cora, Alex	.976	40	10	30	53	2	85	11
Grudzielanek, M.	.989	147	145	253	366	7	626	76
Izturis, Cesar	1.000	1	0	1	3	0	4	0
Reboulet, Jeff	.933	11	5	6	22	2	30	2
Thurston, Joe	1.000	4	1	4	6	0	10	3

SHORTSTOPS

Player	PCT	G	GS	PO	A	E	TC	DP
Cora, Alex	.977	61	53	67	144	5	216	32
Izturis, Cesar	.979	128	109	155	306	10	471	69
Reboulet, Jeff	.714	5	0	3	2	2	7	0

THIRD BASEMEN

Player	PCT	G	GS	PO	A	E	TC	DP
Beltre, Adrian	.954	157	154	120	294	20	434	18
Cabrera, Jolbert	1.000	3	1	2	4	0	6	1
Hansen, Dave	.895	11	5	4	13	2	19	0
Houston, Tyler	.800	2	2	0	4	1	5	0
Reboulet, Jeff	.000	3	0	0	0	0	0	0

OUTFIELDERS

Player	PCT	G	GS	PO	A	E	TC	DP
Allen, Luke	1.000	3	1	4	0	0	4	0
Bocachica, Hiram	.960	22	11	24	0	1	25	0
Cabrera, Jolbert	1.000	4	0	4	0	0	4	0
Chen, Chin-Feng	1.000	1	1	3	0	0	3	0
Green, Shawn	.994	156	156	333	7	2	342	3
Grissom, Marquis	.978	102	75	169	5	4	178	0
Jordan, Brian	.982	125	123	213	10	4	227	4
Kinkade, Mike	1.000	8	4	4	0	0	4	0
Lo Duca, Paul	1.000	9	3	4	1	0	5	0
Roberts, Dave	1.000	117	111	253	4	0	257	1
Ruan, Wilkin	1.000	5	1	5	0	0	5	0

OPPONENTS CAUGHT STEALING

Player	G	GS	CS	SBA	PCT
Kreuter	41	24	6	23	.261
Lo Duca	137	136	30	123	.244
Ross	6	2	1	1	1.000
Totals*	162	53	163	163	.325

*includes caught stealings by pitchers: Perez (9), Ishii (3), Ashby, Beirne, Carrara and Quantrill.

2002 MISCELLANEOUS HOME RUN STATISTICS

PLAYER	SOLO	1 ON	2 ON	GS	TOTAL
Adrian Beltre	8	10	3		21
Alex Cora	3	2			5
Shawn Green	25	12	5		42
Marquis Grissom	11	5	1		17
Mark Grudzielanek	6	2	1		9
Dave Hansen	2				2
Cesar Izturis	1				1
Brian Jordan	6	8	2	2	18
Eric Karros	5	4	4		13
Mike Kinkade	2				2
Chad Kreuter		2			2
Paul Lo Duca	9		1		10
Dave Roberts	2			1	3
Dave Ross	1				1
Andy Ashby	1				1
Kevin Brown	1				1
Omar Daal	1				1
Hideo Nomo	1				1
Odalis Perez	1				1
DODGERS	87	47	17	3	154
OPPONENTS	99	40	21	2	162

GRAND SLAMS (3): Jordan (April 6 vs. COL & Sept. 16 vs. SF), Roberts (May 25 at ARI)

PINCH-HIT (4): Bocachica (April 11 at SF, July 13 vs. ARI), Cora (June 14 vs. ANA), Hansen (Aug. 1 at CIN)

LEAD-OFF (1): Roberts (Sept. 21 at SD)

GAME-ENDING (1): Paul Lo Duca (Sept. 27 vs. SD)

MULTI-HOMER GAMES (10): 4HR - Green (May 23 at MIL); 2HR - Jordan (May 7 at ATL), Green (May 21 at MIL, May 25 at ARI, June 14, June 15 vs. ANA & Aug. 3 at PHI), Grissom (May 26 at ARI & Aug. 9 vs. PHI), Beltre (July 31 at CIN)

BACK-TO-BACK (9): Grudzielanek/Bocachica (April 11 at SF - 7th), Karros/Beltre (April 15 at COL - 1st), Beltre/Grudzielanek/Hansen (May 23 at MIL - 9th), Lo Duca/Green (June 15 vs. ANA - 1st), Karros/Grissom (June 16 vs. ANA - 6th), Jordan/Grissom (June 27 vs. COL - 4th), Lo Duca/Green (July 31 at CIN - 4th), Beltre/Grudzielanek (Aug. 5 at PHI - 7th), Green/Jordan (Sept. 2 at ARI - 2nd)

OPPONENTS GRAND SLAMS (2): Agbayani (June 6 at COL), Burrell (Aug. 9 vs. PHI)

OPPONENTS PINCH-HIT (1): Gant (April 13 at SD)

OPPONENTS LEAD-OFF (2): Patterson (April 28 at CHI), Larkin (May 1 vs. CIN)

OPPONENTS GAME-ENDING (1): Griffey (Aug. 1 at CIN)

OPPONENTS MULTI-HOMER (10): 3- Lieberthal (Aug. 10 vs. PHI), 2 - Bonds (April 2 vs. SF, April 3 vs. SF), McGriff (May 3 vs. CHI), Mora (June 7 at BAL), J. Sandberg (June 11 at TB), Hillenbrand (June 21 vs. BOS), Sanders (July 21 vs. SF), Lieberthal (Aug. 3 at PHI), Kotsay (Sept. 22 at SD)

OPPONENTS BACK-TO-BACK (2): Hubbard/Nevin (April 21 vs. SD - 7th), Glaus/Fullmer (June 28 at ANA - 4th)

2002 MULTI-HIT AND MULTI-RBI GAMES

PLAYER	MULTI-HIT GAMES						MULTI-RBI GAMES						
	Total	2	3	4	5	6	Total	2	3	4	5	6	7
Beltre	39	25	12	2	-	-	20	12	7	1	-	-	-
Bocachica	1	1	-	-	-	-	3	3	-	-	-	-	-
Brown	1	-	1	-	-	-	1	1	-	-	-	-	-
Cora	14	11	3	-	-	-	4	4	-	-	-	-	-
Green	42	36	4	1	-	1	27	15	8	2	-	1	1
Grissom	25	19	4	1	-	-	13	9	4	-	-	-	-
Grudzielanek	39	34	4	1	-	-	8	6	2	-	1	-	-
Hansen	8	6	2	-	-	-	3	2	1	-	-	-	-
Houston	1	-	-	1	-	-	2	1	-	1	-	-	-
Izturis	26	22	3	1	-	-	6	6	-	-	-	-	-
Jordan	40	31	7	2	-	-	25	15	5	5	-	-	-
Karros	36	29	7	-	-	-	18	9	8	1	-	-	-
Kinkade	4	4	-	-	-	-	2	2	-	-	-	-	-
Kreuter	5	1	4	-	-	-	4	3	1	-	-	-	-
Lo Duca	48	35	12	1	-	-	16	12	4	-	-	-	-
Perez	-	-	-	-	-	-	1	1	-	-	-	-	-
Reboulet	1	1	-	-	-	-	-	-	-	-	-	-	-
Roberts	30	24	5	1	-	-	8	5	2	1	-	-	-
Ross	1	1	-	-	-	-	1	1	-	-	-	-	-
Ruan	1	1	-	-	-	-	1	1	-	-	-	-	-
Thurston	1	-	-	1	-	-	-	-	-	-	-	-	-

2002 DODGER TRANSACTIONS

- Jan. 4 Signed **Dennis Springer (RHP)** to a minor league contract.
- Jan. 7 Signed **Bryan Corey (RHP)** to a minor league contract.
- Jan. 8 Signed **Roberto Kelly (OF)** to a minor league contract.
- Jan. 9 Signed **Rafael Roque (LHP)** to a minor league contract.
- Jan. 10 Signed **Mike Kinkade (INF/OF)** to a minor league contract.
- Jan. 11 Signed **Stan Spencer (RHP)** and **Mark Whiten (OF)** to minor league contracts.
- Jan. 14 Signed **Robert Ellis (RHP)** and **Jeff Branson (INF)** to minor league contracts.
- Jan. 15 Acquired **Andrew Brown (RHP)**, **Odalis Perez (LHP)** and **Brian Jordan (OF)** from the Atlanta Braves for **Gary Sheffield (OF)**.
- Jan. 16 Signed **Ricky Bones (RHP)** to a minor league contract.
- Jan. 30 Signed **Dante Bichette (OF)** to a minor league contract.
- Feb. 5 Claimed **Craig House (RHP)** off waivers from the New York Mets.
- Feb. 8 Signed **Kazuhisa Ishii (LHP)** to a four-year contract with club options for 2006 and 2007.
- Feb. 12 Signed **Tim Crabtree (RHP)** to a minor league contract; designated **Phil Hiatt (INF)** for assignment to Las Vegas (AAA).
- March 13 Optioned **Victor Alvarez (LHP)**, **Craig House (RHP)**, **Luke Allen (OF)** and **Chin-Feng Chen (OF)** to Las Vegas (AAA); optioned **Steve Colyer (LHP)**, **Carlos Garcia (RHP)** and **Ricardo Rodriguez (RHP)** to Jacksonville (AA); optioned **Jose Diaz (C)** to Wilmington (A); assigned **Lindsay Gulin (LHP)**, **Danny Mota (RHP)** and **Rafael Roque (LHP)** to minor league camp.
- March 17 Released **Roberto Kelly (OF)** from his minor league contract.
- March 18 Optioned **Jorge Nuñez (INF)** and **Joe Thurston (INF)** to Las Vegas (AAA); assigned **Mike Johnson (RHP)**, **Dennis Springer (RHP)** and **Todd Williams (RHP)** to minor league camp.
- March 20 Optioned **Jeff Williams (LHP)** to Las Vegas (AAA); assigned **Mark Whiten (OF)** to minor league camp.
- March 22 **Dante Bichette (OF)** announced his retirement.
- March 23 Acquired **Guillermo Mota (RHP)** and **Wilkin Ruan (OF)** from the Montreal Expos for **Matt Herges (RHP)** and **Jorge Nuñez (INF)**. Assigned **Kevin Beirne (RHP)**, **Bryan Corey (RHP)**, **Robert Ellis (RHP)**, **Stan Spencer (RHP)**, **Angelo Encarnacion (C)**, **Koyie Hill (C)** and **David Ross (C)** to minor league camp.
- March 24 Assigned **Ricky Bones (RHP)** and **Jeff Branson (INF)** to minor league camp.
- March 28 Assigned **Phil Hiatt (INF)** to minor league camp.
- March 30 Designated **Mike Trombley (RHP)** and **Tom Goodwin (OF)** for assignment; optioned **Guillermo Mota (RHP)** to Las Vegas (AAA).
- March 31 Purchased the contract of **Jesse Orosco (P)** from Jacksonville (AA); designated **McKay Christensen (OF)** for assignment; assigned **Mike Kinkade (INF/OF)** to Las Vegas (AAA).
- April 2 **OPENING DAY ROSTER:** Pitchers (11): **Andy Ashby (RH)**, **Kevin Brown (RH)**, **Giovanni Carrara (RH)**, **Omar Daal (LH)**, **Eric Gagne (RH)**, **Kazuhisa Ishii (LH)**, **Terry Mulholland (LH)**, **Hideo Nomo (RH)**, **Jesse Orosco (LH)**, **Odalis Perez (LH)**, **Paul Quantrill (RH)**; Catchers (2): **Chad Kreuter**, **Paul Lo Duca**; Infielders (8): **Adrian Beltre**, **Hiram Bocachica**, **Alex Cora**, **Mark Grudzielanek**, **Dave Hansen**, **Cesar Izturis**, **Eric Karros**, **Jeff Reboulet**; Outfielders (4): **Shawn Green**, **Marquis Grissom**, **Brian Jordan**, **Dave Roberts**.
- April 8 Asked waivers on **Mike Trombley (RHP)** and **Tom Goodwin (OF)**.
- April 20 Placed **Kevin Brown (RHP)** on the 15-day disabled list (retroactive to April 14) due to release of scar tissue and subsequent swelling; recalled **Guillermo Mota (RHP)** from Las Vegas (AAA).

2002 DODGER TRANSACTIONS

- April 30 Reinstated **Kevin Brown (RHP)** from the disabled list; optioned **Guillermo Mota (RHP)** to Las Vegas (AAA).
- May 11 Placed **Terry Mulholland (LHP)** on the 15-day disabled list (retroactive to May 3) with a strained lower back; recalled **Jeff Williams (LHP)** from Las Vegas (AAA).
- May 16 Placed **Jesse Orosco (LHP)** on the 15-day disabled list (retroactive to May 14) with a strained left oblique muscle; recalled **Guillermo Mota (RHP)** from Las Vegas (AAA).
- May 25 Optioned **Jeff Williams (LHP)** to Las Vegas (AAA); purchased the contract of **Dennis Springer (RHP)** from Las Vegas (AAA).
- May 27 Placed **Kevin Brown (RHP)** on the 15-day disabled list with a posterior medial sprain of his right elbow; purchased the contract of **Bryan Corey (RHP)** from Las Vegas (AAA).
- May 29 Reinstated **Jesse Orosco (LHP)** from the disabled list; designated **Dennis Springer (RHP)** for assignment.
- June 4 Reinstated **Terry Mulholland (LHP)** from the disabled list; placed **Bryan Corey (RHP)** on the 15-DL (retroactive to May 29) with a sprained left ankle.
- June 13 Reinstated **Bryan Corey (RHP)** from the disabled list and optioned him to Las Vegas (AAA).
- June 28 Placed **Chad Kreuter (C)** on the 15-day disabled list (retroactive to June 25) with a contusion to his lower left leg; purchased the contract of **David Ross (C)** from Las Vegas (AAA).
- July 12 Reinstated **Chad Kreuter (C)** from the disabled list; optioned **David Ross (C)** to Las Vegas (AAA).
- July 21 Placed **Jeff Reboulet (INF)** on the 15-day disabled list with a strained lower back; purchased the contract of **Mike Kinkade (INF/OF)** from Las Vegas (AAA).
Transferred **Kevin Brown (RHP)** from the 15-day to the 60-day disabled list.
- July 22 Acquired **Jolbert Cabrera (INF/OF)** from the Cleveland Indians for **Lance Caraccioli (LHP)**, who was with Las Vegas (AAA).
- July 23 Acquired **Tyler Houston (INF)** and a player to be named later from the Milwaukee Brewers for **Ben Diggins (RHP)**, who was with Vero Beach (A), and **Shane Nance (LHP)**, who was with Las Vegas (AAA); designated **Craig House (RHP)**, who was with Las Vegas (AAA), for assignment.
- July 24 Assigned **Jolbert Cabrera (INF/OF)** to Las Vegas (AAA).
- July 25 Acquired **Tom Farmer (RHP)** and a player to be named later from the Detroit Tigers for **Hiram Bocachica (INF/OF)**. Farmer was assigned to Jacksonville (AA).
- July 28 Acquired **Paul Shuey (RHP)** from the Cleveland Indians for **Francisco Cruceta (RHP)**, **Terry Mulholland (LHP)** and **Ricardo Rodríguez (RHP)**; recalled **Victor Alvarez (LHP)** from Las Vegas (AAA); optioned **Guillermo Mota (RHP)** to Las Vegas (AAA).
- Aug. 2 Optioned **Victor Alvarez (LHP)** to Las Vegas (AAA); purchased the contract of **Kevin Beirne (RHP)** from Las Vegas (AAA).
Purchased the contract of **Ryan Kellner (C)** from Las Vegas (AAA) and placed him on the 60-day disabled list with an ulnar collateral ligament tear in his right elbow.
- Aug. 15 Placed **Giovanni Carrara (RHP)** on the 15-day disabled list (retroactive to Aug. 11) with a strained muscle in his right forearm; reinstated **Kevin Brown (RHP)** from the disabled list.
- Aug. 24 Placed **Brian Jordan (OF)** on the 15-day disabled list (retroactive to Aug. 17) with a strained lower back; recalled **Jolbert Cabrera (INF/OF)** from Las Vegas (AAA).
- Aug. 26 Outrighted **Kevin Beirne (RHP)** to Vero Beach (A); recalled **Guillermo Mota (RHP)** from Las Vegas (AAA).
- Sept. 1 Reinstated **Giovanni Carrara (RHP)**, **Brian Jordan (OF)** and **Jeff Reboulet (INF)** from the disabled list; recalled **David Ross (C)**, **Wilkin Ruan (OF)**, **Joe Thurston (INF)** and **Jeff Williams (LHP)** from Las Vegas (AAA).
- Sept. 2 Purchased the contract of **Kevin Beirne (RHP)** from Vero Beach (A).
- Sept. 9 Placed **Kazuhisa Ishii (LHP)** on the 15-day disabled list with a skull fracture.
Recalled **Victor Alvarez (LHP)**, **Chin-Feng Chen (INF)** and **Luke Allen (OF)** from Las Vegas (AAA). Purchased the contract of **Robert Ellis (RHP)** from Las Vegas (AAA).
- Sept. 18 Acquired **Jason Frasor (RHP)** from the Detroit Tigers to complete the trade of July 25. Frasor was assigned to Vero Beach (A).
- Oct. 16 Acquired **Brian Mallette (RHP)** from the Milwaukee Brewers to complete trade of July 23.
- Nov. 4 Signed **Luke Prokopec (RHP)** to a minor league contract.
- Nov. 20 Added **Andrew Brown (RHP)**, **Alfredo Gonzalez (RHP)**, **Hong-Chih Kuo (LHP)**, **Rick Roberts (LHP)** and **Koyie Hill (C)** to the 40-man roster.
- Dec. 4 Acquired **Todd Hundley (C)** and **Chad Hermansen (OF)** from the Chicago Cubs for **Mark Grudzielanek (INF)** and **Eric Karros (1B)**.
- Dec. 6 Sold the contract of **Kevin Beirne (RHP)** to the Osaka Buffaloes of the Japanese Pacific League.
Sold the contract of **Jeff Williams (LHP)** to the Hanshin Tigers of the Japanese Central League.
- Dec. 16 Acquired **Derek Thompson (LHP)** from the Chicago Cubs for cash considerations.
- Dec. 20 Signed free agent **Fred McGriff (1B)** to a one-year contract.



Odalis Perez won 15 games for the Dodgers after being acquired in a trade with Atlanta in January 2002.

2002 MAJOR LEAGUE STANDINGS

AL EAST	WON	LOST	PCT.	GB	HOME	ROAD	VS. EAST	VS. CENT.	VS. WEST	VS. NL
New York	103	58	.640	-	52-28	51-30	46-29	29-7	17-15	11-7
Boston	93	69	.574	10.5	42-39	51-30	51-25	19-17	18-14	5-13
Toronto	78	84	.481	25.5	42-39	36-45	41-35	16-16	12-24	9-9
Baltimore	67	95	.414	36.5	34-47	33-48	26-50	18-14	14-22	9-9
Tampa Bay	55	106	.342	48.0	30-51	25-55	25-50	13-19	10-26	7-11
AL CENTRAL	WON	LOST	PCT.	GB	HOME	ROAD	VS. EAST	VS. CENT.	VS. WEST	VS. NL
Minnesota	94	67	.584	-	54-27	40-40	15-17	50-25	19-17	10-8
Chicago	81	81	.500	13.5	47-34	34-47	18-14	40-36	15-21	8-10
Cleveland	74	88	.457	20.5	39-42	35-46	19-17	37-39	12-20	6-12
Kansas City	62	100	.383	32.5	37-44	25-56	10-22	33-43	14-22	5-13
Detroit	55	106	.342	39.0	33-47	22-59	11-25	29-46	9-23	6-12
AL WEST	WON	LOST	PCT.	GB	HOME	ROAD	VS. EAST	VS. CENT.	VS. WEST	VS. NL
Oakland	103	59	.636	-	54-27	49-32	23-22	32-9	32-26	16-2
Anaheim*	99	63	.611	4.0	54-27	45-36	28-13	30-15	30-28	11-7
Seattle	93	69	.574	10.0	48-33	45-36	25-20	23-18	34-24	11-7
Texas	72	90	.444	31.0	42-39	30-51	25-16	18-27	20-38	9-9
NL EAST	WON	LOST	PCT.	GB	HOME	ROAD	VS. EAST	VS. CENT.	VS. WEST	VS. AL
Atlanta	101	59	.631	-	52-28	49-31	47-28	24-12	15-16	15-3
Montreal	83	79	.512	19.0	49-32	34-47	37-39	21-15	13-19	12-6
Philadelphia	80	81	.497	21.5	40-40	40-41	34-41	22-14	14-18	10-8
Florida	79	83	.488	23.0	46-35	33-48	36-40	18-18	15-17	10-8
New York	75	86	.466	26.5	38-43	37-43	35-41	20-15	10-22	10-8
NL CENTRAL	WON	LOST	PCT.	GB	HOME	ROAD	VS. EAST	VS. CENT.	VS. WEST	VS. AL
St. Louis	97	65	.599	-	52-29	45-36	11-19	57-33	21-9	8-4
Houston	84	78	.519	13.0	47-34	37-44	16-14	49-41	14-16	5-7
Cincinnati	78	84	.481	19.0	38-43	40-41	12-18	50-40	14-16	2-10
Pittsburgh	72	89	.447	24.5	38-42	34-47	16-13	43-47	10-20	3-9
Chicago	67	95	.414	30.0	36-45	31-50	12-18	36-54	13-17	6-6
Milwaukee	56	106	.346	41.0	31-50	25-56	7-23	35-55	12-18	2-10
NL WEST	WON	LOST	PCT.	GB	HOME	ROAD	VS. EAST	VS. CENT.	VS. WEST	VS. AL
Arizona	98	64	.605	-	55-26	43-38	21-11	23-13	43-33	11-7
San Francisco*	95	66	.590	2.5	50-31	45-35	17-14	23-13	47-29	8-10
LOS ANGELES	92	70	.568	6.0	46-35	46-35	20-12	20-16	40-36	12-6
Colorado	73	89	.451	25.0	47-34	26-55	18-14	17-19	31-45	7-11
San Diego	66	96	.407	32.0	41-40	25-56	16-16	13-23	29-47	8-10

* Denotes Wild Card Winner

Division Series Results

St. Louis defeated Arizona, 3-0
 San Francisco defeated Atlanta, 3-1
 Anaheim defeated New York, 3-1
 Minnesota defeated Oakland, 3-2

League Championship Series Results

San Francisco defeated St. Louis, 4-1
 Anaheim defeated Minnesota, 4-1

World Series Results

Anaheim defeated San Francisco, 4-3

2002 NATIONAL LEAGUE STATISTICS

NATIONAL LEAGUE CLUB BATTING

CLUBS	AVG.	G	AB	R	H	2B	3B	HR	RBI	BB	SO	SB	CS	LOB	SLG.	OBP
Colorado	.274	162	5512	778	1508	283	41	152	726	497	1043	103	53	1094	.423	.337
St. Louis	.268	162	5505	787	1475	285	26	175	758	542	927	86	42	1160	.425	.338
Arizona	.267	162	5508	819	1471	283	41	165	783	643	1016	92	46	1211	.423	.346
San Francisco	.267	162	5497	783	1465	300	35	198	751	616	961	74	21	1241	.442	.344
Los Angeles	.264	162	5554	713	1464	286	29	155	693	428	940	96	37	1087	.409	.320
Houston	.262	162	5503	749	1441	291	32	167	719	589	1120	71	27	1177	.417	.338
Montreal	.261	162	5479	735	1432	300	36	162	695	575	1104	118	64	1158	.418	.334
Florida	.261	162	5496	699	1433	280	32	146	653	595	1130	177	73	1190	.403	.337
Atlanta	.260	161	5495	708	1428	280	25	164	669	558	1028	76	39	1185	.409	.331
Philadelphia	.259	161	5523	710	1428	325	41	165	676	640	1095	104	43	1260	.422	.339
New York	.256	161	5496	690	1409	238	22	160	650	486	1044	87	42	1111	.395	.322
Cincinnati	.253	162	5470	709	1386	297	21	169	678	583	1188	116	52	1169	.408	.330
Milwaukee	.253	162	5415	627	1369	269	29	139	597	500	1125	94	50	1086	.390	.320
San Diego	.253	162	5515	662	1393	243	29	136	627	547	1062	71	44	1158	.381	.321
Chicago	.246	162	5496	706	1351	259	29	200	676	585	1269	63	21	1173	.413	.321
Pittsburgh	.244	161	5330	641	1300	263	20	142	610	537	1109	86	49	1149	.381	.319
TOTALS	.259	1294	87794	11516	22753	4482	488	2595	10961	8921	17161	1514	703	18609	.410	.331

NATIONAL LEAGUE CLUB PITCHING

CLUBS	W-L	ERA	G	CG	SHO	SV	IP	H	R	ER	HR	HB	BB	SO	WP	OPP	AVG
Atlanta	101-59	3.13	161	3	15	57	1467.1	1302	565	511	123	42	554	1058	40	.240	
San Francisco	95-66	3.54	162	10	13	43	1437.1	1349	616	566	116	36	523	992	36	.251	
Los Angeles	92-70	3.69	162	4	15	56	1457.2	1311	643	598	165	46	555	1132	33	.242	
St. Louis	97-65	3.70	162	4	9	42	1446.1	1355	648	595	141	60	547	1009	40	.251	
New York	75-86	3.89	161	9	10	36	1442.2	1408	703	624	163	55	543	1107	22	.256	
Arizona	98-64	3.92	162	14	10	40	1446.2	1361	674	630	170	54	421	1303	48	.247	
Montreal	83-79	3.97	162	9	3	39	1453.0	1475	718	641	165	46	508	1088	51	.265	
Houston	84-78	4.00	162	2	11	43	1445.0	1423	695	642	151	55	546	1219	38	.260	
Philadelphia	80-81	4.17	161	5	9	47	1449.2	1381	724	671	153	70	570	1075	68	.252	
Pittsburgh	72-89	4.23	161	2	7	47	1412.2	1447	730	664	163	55	572	920	34	.268	
Cincinnati	78-84	4.27	162	2	8	42	1453.2	1502	774	690	173	56	550	980	52	.269	
Chicago	67-95	4.29	162	11	9	23	1441.1	1373	759	687	167	58	606	1333	44	.253	
Florida	79-83	4.36	162	11	12	36	1456.1	1449	763	706	151	58	631	1104	55	.262	
San Diego	66-96	4.62	162	5	10	40	1436.1	1522	815	737	177	66	582	1108	51	.274	
Milwaukee	56-106	4.73	162	7	4	32	1432.1	1468	821	752	199	62	666	1026	64	.268	
Colorado	73-89	5.20	162	1	8	43	1426.2	1554	898	825	225	64	582	920	42	.277	
TOTALS	1296-1290	4.11	1294	99	153	666	23105.0	22680	11546	10539	2602	883	8956	17374	718	.258	

NATIONAL LEAGUE CLUB FIELDING

CLUBS	PCT.	G	PO	A	E	TC	DP	TP	PB
Houston	.986	162	4335	1663	83	6081	149	0	5
Philadelphia	.986	161	4349	1700	88	6137	156	0	12
Los Angeles	.985	162	4373	1686	90	6149	134	0	12
San Francisco	.985	162	4312	1630	90	6032	166	0	7
Arizona	.985	162	4340	1506	89	5935	116	0	13
St. Louis	.983	162	4339	1674	103	6116	168	1	9
Milwaukee	.983	162	4297	1633	103	6033	154	0	12
Florida	.983	162	4369	1636	106	6111	163	1	6
Atlanta	.982	161	4402	1822	114	6338	170	0	12
Colorado	.982	162	4280	1701	112	6093	158	0	12
Pittsburgh	.982	161	4238	1899	115	6252	177	0	12
Cincinnati	.981	162	4361	1773	120	6254	169	0	28
Chicago	.981	162	4324	1500	114	5938	144	0	15
San Diego	.979	162	4309	1681	128	6118	162	0	14
Montreal	.978	162	4359	1799	139	6297	160	1	12
New York	.976	161	4328	1628	144	6100	138	1	11
TOTALS	.982	1294	69315	26931	1738	97984	2484	4	192

2002 AMERICAN LEAGUE STATISTICS

AMERICAN LEAGUE CLUB BATTING

CLUBS	AVG.	G	AB	R	H	2B	3B	HR	RBI	BB	SO	SB	CS	LOB	SLG.	OBP
Anaheim	.282	162	5678	851	1603	333	32	152	811	462	805	117	51	1165	.433	.341
Boston	.277	162	5640	859	1560	348	33	177	810	545	944	80	28	1175	.444	.345
New York	.275	161	5601	897	1540	314	12	223	853	640	1171	100	38	1191	.455	.354
Seattle	.275	162	5569	814	1531	285	31	152	771	629	1003	137	58	1239	.419	.350
Minnesota	.272	161	5582	768	1518	348	36	167	731	472	1089	79	62	1124	.437	.332
Texas	.269	162	5618	843	1510	304	27	230	806	554	1055	62	34	1155	.455	.338
Chicago	.268	162	5502	856	1475	289	29	217	819	555	952	75	31	1085	.449	.338
Toronto	.261	162	5581	813	1457	305	38	187	771	522	1142	71	18	1104	.430	.327
Oakland	.261	162	5558	800	1450	279	28	205	772	609	1008	46	20	1197	.432	.339
Kansas City	.256	162	5535	737	1415	285	42	140	695	524	921	140	65	1092	.398	.323
Tampa Bay	.253	161	5604	673	1418	297	35	133	640	456	1115	102	45	1132	.390	.314
Cleveland	.249	162	5423	739	1349	255	26	192	706	542	1000	52	37	1066	.412	.321
Detroit	.248	161	5406	575	1340	265	37	124	546	363	1035	65	44	1029	.379	.300
Baltimore	.246	162	5491	667	1353	311	27	165	636	452	993	110	48	1037	.403	.309
TOTALS	.264	1132	77788	10892	20519	4218	433	2464	10371	7325	14233	1236	579	15791	.424	.331

AMERICAN LEAGUE CLUB PITCHING

CLUBS	W-L	ERA	G	CG	SHO	SV	IP	H	R	ER	HR	HB	BB	SO	WP	AVG
Oakland	103-59	3.68	162	9	19	48	1452.0	1391	654	593	135	62	474	1021	40	.252
Anaheim	99-63	3.69	162	7	14	54	1452.1	1345	644	595	169	49	509	999	52	.247
Boston	93-69	3.75	162	5	17	51	1446.0	1339	665	603	146	84	430	1157	31	.246
New York	103-58	3.87	161	9	11	53	1452.0	1441	697	625	144	48	403	1135	59	.256
Seattle	93-69	4.07	162	8	12	43	1145.1	1422	699	654	178	49	441	1063	42	.257
Minnesota	94-67	4.12	161	8	9	47	1444.2	1454	712	662	184	45	439	1026	62	.261
Baltimore	67-95	4.46	162	8	3	31	1450.2	1491	773	719	208	54	549	967	54	.266
Chicago	81-81	4.53	162	7	7	35	1423.0	1422	798	716	190	60	528	945	54	.260
Toronto	78-84	4.80	162	6	6	41	1438.1	1504	828	767	177	71	590	991	57	.269
Cleveland	74-88	4.91	162	9	4	34	1424.2	1508	837	777	142	57	603	1058	52	.274
Detroit	55-106	4.93	161	11	7	33	1414.0	1593	864	744	163	62	463	794	59	.285
Texas	72-90	5.15	162	4	4	33	1439.2	1528	882	824	194	76	669	1030	84	.272
Kansas City	62-100	5.21	162	12	6	30	1441.0	1587	891	834	212	52	572	909	68	.281
Tampa Bay	55-106	5.29	161	12	3	25	1440.1	1567	918	846	215	94	620	925	62	.279
TOTALS	1129-1135	4.46	1132	115	558	20164.0	20592	10862	9989	2457	863	7290	14020	776	.265	

AMERICAN LEAGUE CLUB FIELDING

CLUBS	PCT	G	PO	A	E	TC	DP	TP	PB
Minnesota	.987	161	4334	1422	74	5830	124	0	5
Anaheim	.986	162	4357	1575	87	6019	151	0	7
Baltimore	.985	162	4352	1720	91	6163	173	0	22
Seattle	.985	162	4336	1515	88	5939	134	0	7
Texas	.984	162	4319	1682	99	6100	152	1	11
Chicago	.984	162	4269	1595	97	5961	157	0	9
Oakland	.984	162	4356	1798	102	6256	144	0	9
Boston	.983	162	4338	1645	104	6087	140	0	20
Toronto	.982	162	4315	1613	107	6035	159	0	18
Cleveland	.981	162	4274	1662	113	6049	161	0	15
Tampa Bay	.979	161	4321	1567	126	6014	168	1	13
Kansas City	.979	162	4323	1702	130	6155	153	0	8
New York	.979	161	4356	1524	127	6007	117	0	10
Detroit	.977	161	4242	1719	142	6103	148	0	23
TOTALS	.982	1132	60492	22739	1487	84718	2081	2	177

2002 NATIONAL LEAGUE BATTING LEADERS

Batting Average

Total	Player	Team
.370	Bonds	SF
.338	Walker	COL
.336	Guerrero	MON
.329	Helton	COL
.327	Jones	ATL
.315	Vidro	MON
.314	Pujols	STL
.313	Kent	SF
.311	Edmonds	STL
.308	Alfonzo	NY

Home Runs

Total	Player	Team
49	Sosa	CHI
46	Bonds	SF
42	Berkman	HOU
42	Green	LA
39	Guerrero	MON
38	Giles	PIT
37	Burrell	PHI
37	Kent	SF
35	Jones, A.	ATL
34	Pujols	STL

Runs Batted In

Total	Player	Team
128	Berkman	HOU
127	Pujols	STL
116	Burrell	PHI
114	Green	LA
111	Guerrero	MON
110	Rolen	STL
110	Bonds	SF
109	Helton	COL
108	Kent	SF
108	Sosa	CHI

Multi-Hit Games

Total	Player	Team
63	Kent	SF
60	Guerrero	MON
57	Helton	COL
54	Vidro	MON
53	Pujols	STL
52	Walker	CIN
52	Womack	ARI
52	Jones, C.	ATL
51	Furcal	ATL
50	3 players tied	

Runs

Total	Player	Team
122	Sosa	CHI
118	Pujols	STL
117	Bonds	SF
110	Green	LA
107	Helton	COL
106	Berkman	HOU
106	Guerrero	MON
103	Spivey	ARI
103	Vidro	MON
102	2 players tied	

Hits

Total	Player	Team
206	Guerrero	MON
195	Kent	SF
190	Vidro	MON
185	Pujols	STL
185	Castillo	FLA
183	Walker	CIN
182	Helton	COL
179	Jones, C.	ATL
176	Abreu	PHI
175	Furcal	ATL

Total Bases

Total	Player	Team
364	Guerrero	MON
352	Kent	SF
334	Berkman	HOU
331	Pujols	STL
330	Sosa	CHI
325	Green	LA
322	Bonds	SF
319	Burrell	PHI
319	Helton	COL
309	Giles	PIT

Grand Slams

Total	Player	Team
2	11 players tied including Jordan	

Doubles

Total	Player	Team
50	Abreu	PHI
44	Lowell	FLA
43	Cabrera	MON
43	Vidro	MON
42	Walker	CIN
42	Kent	SF
41	Millar	FLA
40	Pujols	STL
40	Walker	COL
39	3 players tied	

Triples

Total	Player	Team
10	Rollins	PHI
8	Wilkerson	MON
8	Furcal	ATL
8	Rolen	STL
8	McCracken	ARI
7	6 players tied	

Stolen Bases

Total	Player	Team
48	Castillo	FLA
47	Pierre	COL
45	Roberts	LA
40	Guerrero	MON
37	Sanchez	MIL
32	Boone	CIN
31	Rollins	PHI
31	Young	MIL
31	Abreu	PHI
31	Fox	FLA

Hitting Streaks

Total	Player	Team
35	Castillo	FLA
	5/8 - 6/21	
26	Guerrero	MON
	6/3 - 7/3	
25	Millar	FLA
	8/24 - 9/19	
21	Vidro	MON
	5/4 - 5/27	
18	2 players tied	

2002 NATIONAL LEAGUE BATTING LEADERS

Walks		
Total	Player	Team
198	Bonds	SF
135	Giles	PIT
128	Dunn	CIN
107	Berkman	HOU
107	Jones, C.	ATL
104	Abreu	PHI
103	Sosa	CHI
101	Bagwell	HOU
99	Helton	COL
98	Lee	FLA

On-Base Percentage		
Total	Player	Team
.582	Bonds	SF
.450	Giles	PIT
.435	Jones, C.	ATL
.429	Helton	COL
.421	Walker	COL
.420	Edmonds	STL
.417	Guerrero	MON
.413	Abreu	PHI
.405	Berkman	HOU
.404	Sheffield	ATL

Slugging Percentage		
Total	Player	Team
.799	Bonds	SF
.622	Giles	PIT
.602	Walker	COL
.594	Sosa	CHI
.593	Guerrero	MON
.578	Berkman	HOU
.577	Helton	COL
.565	Kent	SF
.561	Pujols	STL
.561	Edmonds	STL

Extra-Base Hits		
Total	Player	Team
81	Kent	SF
80	Giles	PIT
79	Berkman	HOU
79	Bonds	SF
78	Burrell	PHI
78	Guerrero	MON
76	Pujols	STL
76	Abreu	PHI
74	Green	LA
73	Helton	COL

Outfield Assists		
Total	Player	Team
14	Walker	COL
14	Guerrero	MON
13	Wilkerson	MON
13	Giles	PIT
12	Sanders	SF
11	Kotsay	SD
11	Edmonds	STL
10	5 players tied	

Home Batting Average		
Total	Player	Team
.378	Helton	COL
.362	Walker	COL
.351	Bonds	SF
.348	Guerrero	MON
.346	Jones, C.	ATL
.335	Vidro	MON
.328	Pierre	COL
.323	Giles	PIT
.320	Berkman	HOU
.319	Womack	ARI

Road Batting Average		
Total	Player	Team
.386	Bonds	SF
.340	Pujols	STL
.336	Sheffield	ATL
.335	Afonzo	NY
.327	Abreu	PHI
.324	Guerrero	MON
.323	Kent	SF
.316	Edmonds	STL
.312	Walker	COL
.310	Sosa	CHI

RISP Batting Average		
Total	Player	Team
.376	Bonds	SF
.372	Vidro	MON
.372	Renteria	STL
.367	Sheffield	ATL
.361	Berkman	HOU
.360	Walker	COL
.351	Gonzalez	ARI
.340	Pujols	STL
.336	Pierre	COL
.333	Helton	COL

Day Batting Average		
Total	Player	Team
.372	Walker	COL
.369	Jones, C.	ATL
.352	Vidro	MON
.343	Giles	PIT
.333	Berkman	HOU
.333	Edmonds	STL
.331	Jordan	LA
.329	Bonds	SF
.328	Helton	COL
.324	Walker	CIN

Night Batting Average		
Total	Player	Team
.392	Bonds	SF
.347	Guerrero	MON
.330	Helton	COL
.322	Walker	COL
.321	Pujols	STL
.315	Alfonzo	NY
.311	Spivey	ARI
.309	Jones	ATL
.307	Klesko	SD
.306	Kent	SF

vs. Righty Average		
Total	Player	Team
.363	Bonds	SF
.347	Guerrero	MON
.338	Walker	COL
.331	Helton	COL
.329	Edmonds	STL
.328	Jones, C.	ATL
.325	Giles	PIT
.321	Vidro	MON
.315	Pujols	STL
.310	Renteria	STL

vs. Lefty Average		
Total	Player	Team
.384	Bonds	SF
.366	Sosa	CHI
.366	Kent	SF
.364	Alfonzo	NY
.360	Wilson	PIT
.346	Lieberthal	PHI
.338	Polanco	PHI
.337	Walker	COL
.333	Bagwell	HOU
.327	Helton	COL

2002 NATIONAL LEAGUE BATTING LEADERS

Hardest to Double Up (At Bats Per GIDP)

Total	Player	Team
101.4	Wilkerson	MON
100.8	Bonds	SF
98.0	Alfonzo	NY
86.6	Castillo	FLA
84.6	Pierre	COL
79.5	Furcal	ATL
77.1	Klesko	SD
75.3	Wilson	PIT
74.2	Bellhorn	CHI
74.0	Patterson	CHI

Caught Stealing

Total	Player	Team
20	Guerrero	MON
15	Furcal	ATL
15	Castillo	FLA
14	Sanchez	MIL
13	Rollins	PHI
12	Pierre	COL
12	Womack	ARI
12	Abreu	PHI
11	3 players tied	

Sacrifice Bunts

Total	Player	Team
17	Wilson	PIT
14	Rusch	MIL
13	Wells	PIT
13	Polanco	PHI
13	McCracken	ARI
13	Glavine	ATL
13	Rueter	SF
12	Wolf	PHI
11	Millwood	ATL
11	Vidro	MON

Sacrifice Flies

Total	Player	Team
11	Lowell	FLA
11	Ramirez	PIT
10	Helton	COL
9	Bagwell	HOU
7	10 players tied	

Strikeouts

Total	Player	Team
188	Hernandez	MIL
170	Dunn	CIN
164	Lee	FLA
161	Wilkerson	MON
153	Burrell	PHI
145	Vaughn	NY
144	Bellhorn	CHI
144	Sosa	CHI
142	Patterson	CHI
140	Wilson	FLA

Grounded Into DP

Total	Player	Team
30	Ausmus	HOU
27	Zeile	COL
26	Piazza	NY
26	Green	LA
22	Rolen	STL
22	Castilla	ATL
20	5 players tied	

Intentional Walks

Total	Player	Team
68	Bonds	SF
32	Guerrero	MON
24	Giles	PIT
23	Jones, C.	ATL
22	Green	LA
21	Helton	COL
20	Berkman	HOU
19	Floyd	MON
15	Sosa	CHI
14	2 players tied	

Hit By Pitch

Total	Player	Team
21	Wilson	PIT
18	Vina	STL
17	Biggio	HOU
16	Spivey	ARI
14	Lieberthal	PHI
13	LaRue	CIN
12	Rolen	STL
12	Sanders	SF
11	Sheffield	ATL
10	8 players tied	

At-Bats

Total	Player	Team
637	Rollins	PHI
636	Furcal	ATL
623	Kent	SF
622	Vina	STL
614	Guerrero	MON
612	Walker	CIN
606	Boone	CIN
606	Castillo	FLA
604	Vidro	MON
597	Lowell	FLA

Hardest to Fan (Plate Appearances Per SO)

Total	Player	Team
20.9	Kendall	PIT
20.4	Lo Duca	LA
19.2	Vina	STL
14.6	Young	MIL
14.5	Polanco	PHI
13.0	Bonds	SF
12.3	Pierre	COL
11.8	Cabrera	MON
10.9	Sheffield	ATL
10.8	Ordonez	NY

Home Run Ratio (At Bats Per HR)

Total	Player	Team
8.8	Bonds	SF
11.3	Sosa	CHI
13.1	Giles	PIT
13.8	Berkman	HOU
13.9	Green	LA
14.5	Piazza	NY
15.7	Guerrero	MON
15.8	Burrell	PHI
16.0	Jones	ATL
16.5	Bellhorn	CHI

Games Played

Total	Player	Team
162	Boone	CIN
162	Lee	FLA
161	Guerrero	MON
160	Lowell	FLA
159	Beltre	LA
158	Berkman	HOU
158	Bagwell	HOU
158	Green	LA
158	Jones, C.	ATL

2002 NATIONAL LEAGUE PITCHING LEADERS

Earned Run Average

Total	Player	Team
2.32	Johnson	ARI
2.62	Maddux	ATL
2.96	Glavine	ATL
3.00	Perez	LA
3.01	Oswalt	HOU
3.03	Dessens	CIN
3.18	Ohka	MON
3.20	Wolf	PHI
3.23	Rueter	SF
3.23	Schilling	ARI

Wins

Total	Player	Team
24	Johnson	ARI
23	Schilling	ARI
19	Oswalt	HOU
18	Millwood	ATL
18	Glavine	ATL
17	Morris	STL
16	Jennings	COL
16	Nomo	LA
16	Maddux	ATL
15	3 players tied	

Saves

Total	Player	Team
55	Smoltz	ATL
52	Gagne	LA
46	Williams	PIT
45	Mesa	PHI
43	Nen	SF
41	Jimenez	COL
38	Hoffman	SD
36	Kim	ARI
35	Wagner	HOU
33	Benitez	NY

Games Started

Total	Player	Team
36	Glavine	ATL
35	Schilling	ARI
35	Johnson	ARI
34	8 players tied	

Games

Total	Player	Team
86	Quantrill	LA
83	Dotel	HOU
80	Worrell	SF
79	Jones	COL
78	Looper	FLA
78	Stone	HOU
78	Sauerbeck	PIT
77	Nunez	FLA
77	Gagne	LA
76	2 players tied	

Innings Pitched

Total	Player	Team
260.0	Johnson	ARI
259.1	Schilling	ARI
233.0	Oswalt	HOU
230.1	Vazquez	MON
224.2	Glavine	ATL
222.1	Perez	LA
220.1	Nomo	LA
217.0	Millwood	ATL
216.2	Sheets	MIL
216.0	Hernandez	SF

Winning Percentage

Total	Player	Team
.828	Johnson	ARI
.789	Miller	HOU
.767	Schilling	ARI
.733	Stark	COL
.727	Nomo	LA
.727	Maddux	ATL
.692	Millwood	ATL
.688	Simontacchi	STL
.679	Oswalt	HOU
.667	2 players tied	

Shutouts

Total	Player	Team
5	Burnett	FLA
4	Johnson	ARI
3	Hernandez	SF
2	Lawrence	SD
2	Wolf	PHI
2	Perez	LA
2	Clement	CHI
2	Leiter	NY
2	Schmidt	SF
1	20 players tied	

Home Earned Run Average

Total	Player	Team
2.12	Johnson	ARI
2.27	Padilla	PHI
2.37	Schmidt	SF
2.48	Maddux	ATL
2.55	Burnett	FLA
2.70	Oswalt	HOU
2.75	Perez	LA
3.02	Rueter	SF
3.05	Wolf	PHI
3.07	Ohka	MON

Road Earned Run Average

Total	Player	Team
2.55	Clement	CHI
2.56	Dessens	CIN
2.63	Johnson	ARI
2.69	Glavine	ATL
2.79	Maddux	ATL
2.80	Leiter	NY
2.90	Nomo	LA
2.91	Morris	STL
3.15	Helling	ARI
3.22	Schilling	ARI

Day Earned Run Average

Total	Player	Team
1.60	Colon	MON
1.61	Wolf	PHI
1.63	Maddux	ATL
1.83	Dessens	CIN
2.23	Miller	HOU
2.25	Johnson	ARI
2.42	Burnett	FLA
2.53	Lieber	CHI
2.57	Trchsel	NY
3.02	Ortiz	SF

Night Earned Run Average

Total	Player	Team
2.24	Leiter	NY
2.36	Johnson	ARI
2.45	Morris	STL
2.67	Oswalt	HOU
2.89	Glavine	ATL
2.93	Padilla	PHI
3.00	Maddux	ATL
3.07	Rueter	SF
3.14	Millwood	ATL
3.15	Wood	CHI

2002 NATIONAL LEAGUE PITCHING LEADERS

Winning Streaks

Total	Player	Team
12	Miller	HOU
	7/7 - 9/21	
9	Oswalt	HOU
	7/27 - 9/8	
9	Schilling	ARI
	4/23 - 6/8	
8	Millwood	ATL
	7/31 - 9/11	
7	7 pitchers tied	

Complete Games

Total	Player	Team
8	Johnson	ARI
7	Burnett	FLA
5	Hernandez	SF
5	Schilling	ARI
4	Wood	CHI
4	Dempster	CHI
4	Perez	LA
4	Colon	MON
4	Rusch	MIL
3	5 players tied	

Strikeouts

Total	Player	Team
334	Johnson	ARI
316	Schilling	ARI
217	Wood	CHI
215	Clement	CHI
208	Oswalt	HOU
203	Burnett	FLA
196	Schmidt	SF
193	Nomo	LA
179	Vazquez	MON
178	Millwood	ATL

Opponents Batting Average

Total	Player	Team
.208	Johnson	ARI
.209	Burnett	FLA
.215	Clement	CHI
.218	Schmidt	SF
.221	Moss	ATL
.221	Wood	CHI
.223	Wolf	PHI
.224	Schilling	ARI
.226	Perez	LA
.230	Millwood	ATL

Hits Allowed

Total	Player	Team
243	Vazquez	MON
237	Sheets	MIL
233	Clement	SF
230	Lawrence	SD
228	Dempster	CIN
228	Hampton	COL
227	Rusch	MIL
218	Schilling	ARI
215	Oswalt	HOU
212	Tomko	SD

Losses

Total	Player	Team
16	Sheets	MIL
16	Hernandez	SF
16	Rusch	MIL
15	Hampton	COL
14	Wells	PIT
14	Thomson	NY
13	6 pitchers tied	

Home Runs Allowed

Total	Player	Team
32	Astacio	NY
31	Tomko	SD
31	Helling	ARI
30	Rusch	MIL
29	Schilling	ARI
28	Fogg	PIT
28	Quevedo	MIL
28	Dempster	CIN
28	Vazquez	MON
28	Thomson	NY

Fewest Walks Per 9 Innings

Total	Player	Team
1.1	Schilling	ARI
1.5	Perez	LA
1.9	Vazquez	MON
2.0	Maddux	ATL
2.1	Ohka	MON
2.2	Thomson	NY
2.2	Lawrence	SD
2.3	Padilla	PHI
2.4	Rueter	SF
2.4	Oswalt	HOU

Wild Pitches

Total	Player	Team
14	Burnett	FLA
14	Armas	MON
13	Moss	ATL
12	Schmidt	SF
11	Coggin	PHI
10	Jennings	COL
10	Duckworth	PHI
9	5 pitchers tied	

Hit Batsmen

Total	Player	Team
16	Wood	CHI
16	Astacio	NY
15	Padilla	PHI
15	Tavarez	FLA
13	Johnson	ARI
11	Lawrence	SD
11	Wright	STL
10	4 pitchers tied	

Earned Runs

Total	Player	Team
125	Dempster	CIN
122	Hampton	COL
110	Rusch	MIL
105	Hernandez	SF
102	Tomko	SD
102	Astacio	NY
100	Sheets	MIL
100	Vazquez	MON
98	Duckworth	PHI
96	Neagle	COL

Strikeouts Per 9 Innings

Total	Player	Team
11.6	Johnson	ARI
11.0	Schilling	ARI
9.5	Schmidt	SF
9.4	Clement	CHI
9.2	Duckworth	PHI
9.1	Wood	CHI
8.9	Burnett	FLA
8.0	Oswalt	HOU
7.9	Nomo	LA
7.9	Miller	HOU

2002 NATIONAL LEAGUE PITCHING LEADERS

Balks		
Total	Player	Team
5	Anderson	ARI
3	Perez	LA
2	14 pitchers tied	

Walks		
Total	Player	Team
106	Ishii	LA
101	Nomo	LA
97	Wood	CHI
94	Ortiz	SF
93	Dempster	CIN
91	Hampton	COL
90	Burnett	FLA
89	Moss	ATL
85	Clement	CHI
83	Estes	CIN

Runs Allowed		
Total	Player	Team
135	Hampton	COL
127	Dempster	CIN
118	Rusch	MIL
116	Thomson	NY
113	Hernandez	SF
111	Vazquez	MON
107	Tomko	SD
106	Astacio	NY
105	Sheets	MIL
103	Duckworth	PHI

Games Finished		
Total	Player	Team
69	Jimenez	COL
68	Gagne	LA
68	Smoltz	ATL
66	Kim	ARI
66	Nen	SF
64	Mesa	PHI
61	Wagner	HOU
60	DeJean	MIL
59	Williams	PIT
55	Alfonseca	CHI

2002 AMERICAN LEAGUE BATTING LEADERS

Batting Average		
Total	Player	Team
.349	Ramirez	BOS
.340	Sweeney	KC
.333	Williams	NYN
.321	Suzuki	SEA
.320	Ordonez	CWS
.314	Giambi	NYN
.312	Kennedy	ANA
.310	Garcia-parra	BOS
.308	Tejada	OAK
.306	Anderson	ANA

Home Runs		
Total	Player	Team
57	Rodriguez	TEX
52	Thome	CLE
43	Palmeiro	TEX
41	Giambi	NYN
39	Soriano	NYN
38	Ordonez	CWS
34	Chavez	OAK
34	Tejada	OAK
33	Ramirez	BOS
33	Delgado	TOR

Runs Batted In		
Total	Player	Team
142	Rodriguez	TEX
135	Ordonez	CWS
131	Tejada	OAK
123	Anderson	ANA
122	Giambi	NYN
120	Garcia-parra	BOS
118	Thome	CLE
111	Glaus	ANA
109	Chavez	OAK
108	Delgado	TOR

Multi-Hit Games		
Total	Player	Team
69	Soriano	NYN
65	Williams	NYN
63	Suzuki	SEA
60	Anderson	ANA
58	Jeter	NYN
57	Garcia-parra	BOS
57	Rodriguez	TEX
57	Tejada	OAK
57	Ordonez	CWS
56	Eckstein	ANA

Runs		
Total	Player	Team
128	Soriano	NYN
125	Rodriguez	TEX
124	Jeter	NYN
120	Giambi	NYN
118	Damon	BOS
116	Ordonez	CWS
114	Durham	OAK
114	Beltran	KC
111	Suzuki	SEA
108	Tejada	OAK

Hits		
Total	Player	Team
209	Soriano	NYN
208	Suzuki	SEA
204	Tejada	OAK
204	Williams	NYN
197	Garcia-parra	BOS
195	Anderson	ANA
191	Jeter	NYN
189	Ordonez	CWS
187	Rodriguez	TEX
186	Hillenbrand	BOS

2002 AMERICAN LEAGUE BATTING LEADERS

Total Bases

Total	Player	Team
389	Rodriguez	TEX
381	Soriano	NYY
352	Ordonez	CWS
344	Anderson	ANA
336	Tejada	OAK
335	Garcia-parra	BOS
335	Giambi	NYY
325	Thome	CLE
319	Beltran	KC
312	Palmeiro	TEX

Grand Slams

Total	Player	Team
3	Eckstein	ANA
2	11 players tied	

Doubles

Total	Player	Team
56	Garcia-parra	BOS
56	Anderson	ANA
51	Soriano	NYY
47	Ordonez	CWS
44	Beltran	KC
43	Hillenbrand	BOS
40	Posada	NYY
39	Winn	TB
39	Olerud	SEA
38	2 players tied	

Triples

Total	Player	Team
11	Damon	BOS
9	Winn	TB
8	Suzuki	SEA
8	Young	TEX
7	Beltran	KC
6	15 players tied	

Stolen Bases

Total	Player	Team
41	Soriano	NYY
35	Beltran	KC
32	Jeter	NYY
31	Suzuki	SEA
31	Damon	BOS
31	Cameron	SEA
27	Winn	TB
26	Durham	OAK
23	3 players tied	

Hitting Streaks

Total	Player	Team
24	Tejada	OAK
	7/11 - 8/4	
23	Guzman	MIN
	8/1 - 8/25	
19	Ortiz	MIN
	7/17 - 8/6	
19	Williams	NYY
	8/7 - 8/28	
18	5 players tied	

Walks

Total	Player	Team
122	Thome	CLE
109	Giambi	NYY
104	Palmeiro	TEX
102	Delgado	TOR
98	Olerud	SEA
90	Ventura	NYY
88	Glaus	ANA
88	Thomas	CWS
87	Rodriguez	TEX
83	Williams	NYY

On-Base Percentage

Total	Player	Team
.450	Ramirez	BOS
.445	Thome	CLE
.435	Giambi	NYY
.417	Sweeney	KC
.415	Williams	NYY
.406	Delgado	TOR
.403	Olerud	SEA
.392	Rodriguez	TEX
.391	Palmeiro	TEX
.388	Suzuki	SEA

Slugging Percentage

Total	Player	Team
.677	Thome	CLE
.647	Ramirez	BOS
.623	Rodriguez	TEX
.598	Giambi	NYY
.597	Ordonez	CWS
.571	Palmeiro	TEX
.563	Sweeney	KC
.549	Delgado	TOR
.547	Soriano	NYY
.541	Burks	CLE

Extra-Base Hits

Total	Player	Team
92	Soriano	NYY
88	Anderson	ANA
86	Rodriguez	TEX
86	Ordonez	CWS
85	Garcia-parra	BOS
80	Beltran	KC
77	Palmeiro	TEX
76	Giambi	NYY
73	Thome	CLE
70	Hunter	MIN

Outfield Assists

Total	Player	Team
21	Fick	DET
15	Higginson	DET
13	Winn	TB
12	Beltran	KC
11	Jones	MIN
11	Erstad	ANA
10	Wells	TOR
9	5 Players TIED	

Home Batting Average

Total	Player	Team
.350	Thome	CLE
.336	Ramirez	BOS
.335	Simon	DET
.334	Hunter	MIN
.333	Giambi	NYY
.331	Sweeney	KC
.328	Garcia-parra	BOS
.328	Tucker	KC
.326	Ordonez	CWS
.325	Winn	TB

2002 AMERICAN LEAGUE BATTING LEADERS

Road Batting Average

Total	Player	Team
.360	Ramirez	BOS
.354	Williams	NYY
.349	Sweeney	KC
.341	Burks	CLE
.336	Tejada	OAK
.334	Suzuki	SEA
.329	Jones	MIN
.325	Olerud	SEA
.322	Hillenbrand	BOS
.319	Soriano	NYY

RISP Batting Average

Total	Player	Team
.435	Ramirez	BOS
.402	Sweeney	KC
.375	Tejada	OAK
.374	Williams	NYY
.369	Burks	CLE
.366	Rodriguez	TEX
.366	Higginson	DET
.361	Suzuki	SEA
.352	Jones	MIN
.351	Valentin	CWS

Day Batting Average

Total	Player	Team
.371	Rodriguez	TEX
.365	Garcia-parra	BOS
.343	Eckstein	ANA
.338	Olerud	SEA
.337	Spiezio	ANA
.333	Ordonez	CWS
.332	Soriano	NYY
.332	Hinske	TOR
.331	Ramirez	BOS
.326	Suzuki	SEA

Night Batting Average

Total	Player	Team
.356	Ramirez	BOS
.355	Williams	NYY
.354	Giambi	NYY
.349	Sweeney	KC
.322	Kennedy	ANA
.320	Jeter	NYY
.320	Suzuki	SEA
.320	Jones	MIN
.319	Winn	TB
.313	Ordonez	CWS

vs. Right Average

Total	Player	Team
.334	Sweeney	KC
.333	Jones	MIN
.333	Thome	CLE
.331	Ramirez	BOS
.329	Ordonez	CWS
.326	Williams	NYY
.320	Rodriguez	TEX
.320	Giambi	NYY
.320	Simon	DET
.319	Kennedy	ANA

vs. Lefty Average

Total	Player	Team
.438	Ramirez	BOS
.368	Spiezio	ANA
.357	Sweeney	KC
.356	Suzuki	SEA
.354	Williams	NYY
.347	Winn	TB
.326	Posada	NYY
.321	Randa	KC
.316	Burks	CLE
.316	Soriano	NYY

Caught Stealing

Total	Player	Team
15	Suzuki	SEA
13	Soriano	NYY
13	Eckstein	ANA
13	Guzman	MIN
11	Koskie	MIN
10	Vizquel	CLE
10	McLemore	SEA
10	Mora	BAL
9	3 players tied	

Sacrifice Bunts

Total	Player	Team
14	Eckstein	ANA
13	Young	TEX
13	Cirillo	SEA
10	Durham	OAK
9	Rowand	CWS
8	Ellis	OAK
8	Hairston	BAL
8	Abernathy	TB
8	Rivas	MIN
8	Guzman	MIN

Sacrifice Flies

Total	Player	Team
12	Olerud	SEA
11	Garcia-parra	BOS
11	Randa	KC
10	Conine	BAL
10	Thomas	CWS
10	Vizquel	CLE
10	Anderson	ANA
9	Cirillo	SEA
8	7 players tied	

Strikeouts

Total	Player	Team
176	Cameron	SEA
157	Soriano	NYY
144	Glaus	ANA
143	Posada	NYY
139	Sandberg	TB
139	Thome	CLE
138	Hinske	TOR
135	Beltran	KC
129	Jones	MIN
127	Koskie	MIN

Grounded Into DP

Total	Player	Team
23	Posada	NYY
21	Tejada	OAK
21	Ordonez	CWS
19	Olerud	SEA
19	Williams	NYY
18	Hillenbrand	BOS
18	Giambi	NYY
17	11 players tied	

Intentional Walks

Total	Player	Team
27	Suzuki	SEA
18	Thome	CLE
18	Delgado	TOR
16	Palmeiro	TEX
14	Ramirez	BOS
13	Chavez	OAK
12	Rodriguez	TEX
11	Anderson	ANA
10	Sweeney	KC
9	3 players tied	



2002 AMERICAN LEAGUE BATTING LEADERS

Hardest to Double Up
(At Bats Per GDP)

Total	Player	Team
155.8	Damon	BOS
98.4	Lee	CWS
96.0	Thome	CLE
95.0	Tucker	KC
94.8	Kennedy	ANA
87.0	Soriano	NYN
86.9	Eckstein	ANA
83.1	Vizquel	CLE
80.9	Suzuki	SEA
80.5	Salmon	ANA

Hit By Pitch

Total	Player	Team
27	Eckstein	ANA
20	Mora	BAL
15	Fullmer	ANA
15	Giambi	NYN
14	Soriano	NYN
13	Delgado	TOR
12	Hillenbrand	BOS
12	Johnson	NYN
11	4 players tied	

At-Bats

Total	Player	Team
696	Soriano	NYN
662	Tejada	OAK
647	Suzuki	SEA
644	Jeter	NYN
638	Anderson	ANA
637	Beltran	KC
635	Garcia	BOS
634	Hillenbrand	BOS
625	Erstad	ANA
624	Rodriguez	TEX

Hardest to Fan
(Plate Appearances Per SO)

Total	Player	Team
16.9	Simon	DET
16.0	Eckstein	ANA
11.8	Sweeney	KC
11.7	Suzuki	SEA
11.1	Higginson	DET
11.0	Perez	KC
11.0	Garcia	BOS
11.0	Spiezio	ANA
10.9	Abernathy	TB
10.7	Stewart	TOR

Home Run Ratio
(At Bats Per HR)

Total	Player	Team
9.2	Thome	CLE
10.9	Rodriguez	TEX
12.7	Palmeiro	TEX
13.2	Ramirez	BOS
13.7	Giambi	NYN
15.3	Delgado	TOR
15.5	Ordonez	CWS
16.2	Burks	CLE
17.2	Chavez	OAK
17.2	Ventura	NYN

Games Played

Total	Player	Team
162	Beltran	KC
162	Long	OAK
162	Rodriguez	TEX
162	Tejada	OAK
161	Batista	BAL
159	Wells	TOR
158	Cameron	SEA
158	Anderson	ANA
157	Suzuki	SEA
157	Jeter	NYN

2002 AMERICAN LEAGUE PITCHING LEADERS

Earned Run Average

Total	Player	Team
2.26	Martinez	BOS
2.58	Lowe	BOS
2.75	Zito	OAK
2.81	Wakefield	BOS
2.93	Halladay	TOR
2.98	Hudson	OAK
3.15	Washburn	ANA
3.24	Pineiro	SEA
3.32	Moyer	SEA
3.47	Mulder	OAK

Wins

Total	Player	Team
23	Zito	OAK
21	Lowe	BOS
20	Martinez	BOS
19	Buehrle	CWS
19	Mulder	OAK
19	Halladay	TOR
19	Wells	NYN
18	Washburn	ANA
18	Mussina	NYN
17	Byrd	KC

Saves

Total	Player	Team
45	Guardado	MIN
44	Koch	OAK
40	Urbina	BOS
40	Percival	ANA
38	Escobar	TOR
37	Sasaki	SEA
28	Acevedo	DET
28	Rivera	NYN
26	Hernandez	KC
25	Julio	BAL

Games Started

Total	Player	Team
35	Zito	OAK
34	Buehrle	CWS
34	Hudson	OAK
34	Halladay	TOR
34	Garcia	SEA
34	Moyer	SEA
33	8 players tied	

Games

Total	Player	Team
84	Koch	OAK
81	Romero	MIN
79	Stanton	NYN
78	Karsay	NYN
76	Escobar	TOR
75	Bradford	OAK
71	Rincon	OAK
70	Groom	BAL
70	Grimsley	KC
68	2 players tied	

Innings Pitched

Total	Player	Team
239.1	Halladay	TOR
239.0	Buehrle	CWS
238.1	Hudson	OAK
230.2	Moyer	SEA
229.1	Zito	OAK
228.1	Byrd	KC
224.0	Sturtze	TB
223.2	Garcia	SEA
219.2	Lowe	BOS
217.1	Ortiz	ANA

SEASON IN REVIEW

2002 AMERICAN LEAGUE PITCHING LEADERS

Winning Percentage

Total	Player	Team
.833	Martinez	BOS
.821	Zito	OAK
.750	Washburn	ANA
.733	Koch	OAK
.731	Mulder	OAK
.731	Halladay	TOR
.731	Wells	NYN
.724	Lowe	BOS
.722	Pettitte	NYN
.688	Wakefield	BOS

Shutouts

Total	Player	Team
3	Weaver	NYN
2	Buehrle	CWS
2	Hudson	OAK
2	Colon	CLE
2	Mussina	NYN
2	Moyer	SEA
2	Byrd	KC
2	Lidle	OAK
1	26 pitchers tied	

Home Earned Run Average

Total	Player	Team
2.10	Lowe	BOS
2.55	Pineiro	SEA
2.56	Halladay	TOR
2.56	Zito	OAK
2.71	Martinez	BOS
2.76	Hudson	OAK
2.84	Clemens	NYN
2.98	Burkett	BOS
3.18	Moyer	SEA
3.27	Mulder	OAK

Road Earned Run Average

Total	Player	Team
1.89	Martinez	BOS
2.48	Weaver	NYN
2.65	Washburn	ANA
2.92	Zito	OAK
3.04	Lowe	BOS
3.23	Hudson	OAK
3.33	Halladay	TOR
3.49	Moyer	SEA
3.54	Byrd	KC
3.66	Mulder	OAK

Day Earned Run Average

Total	Player	Team
2.04	Schoeneweis	ANA
2.10	Hudson	OAK
2.43	Wakefield	BOS
2.48	Martinez	BOS
2.48	Sabathia	CLE
2.69	Moyer	SEA
2.77	Washburn	ANA
2.96	Castillo	BOS
3.03	Zito	OAK
3.26	Lowe	BOS

Night Earned Run Average

Total	Player	Team
2.15	Martinez	BOS
2.21	Lowe	BOS
2.29	Halladay	TOR
2.61	Zito	OAK
2.64	Weaver	NYN
2.80	Wells	NYN
2.84	Pineiro	SEA
3.25	Mulder	OAK
3.27	Buehrle	CWS
3.27	Washburn	ANA

Winning Streaks

Total	Player	Team
12	Washburn	ANA
	4/19 - 7/21	
9	Zito	OAK
	5/5 - 6/22	
9	Martinez	BOS
	6/20 - 8/10	
8	Zito	OAK
	8/13 - 9/29	
8	Hudson	OAK
	8/3 - 9/19	

Complete Games

Total	Player	Team
7	Byrd	KC
5	Buehrle	CWS
5	Kennedy	TB
4	Hudson	OAK
4	Ortiz	ANA
4	Colon	CLE
4	Moyer	SEA
4	Sturtze	TB
3	8 pitchers tied	

Strikeouts

Total	Player	Team
239	Martinez	BOS
192	Clemens	NYN
182	Zito	OAK
182	Mussina	NYN
181	Garcia	SEA
168	Halladay	TOR
162	Ortiz	ANA
159	Mulder	OAK
152	Hudson	OAK
149	Sabathia	CLE

Opponents Batting Average

Total	Player	Team
.198	Martinez	BOS
.204	Wakefield	BOS
.211	Lowe	BOS
.218	Zito	OAK
.230	Moyer	SEA
.230	Ortiz	ANA
.232	Mulder	OAK
.234	Lopez	BAL
.235	Washburn	ANA
.244	Halladay	TOR

Hits Allowed

Total	Player	Team
271	Sturtze	TB
238	Sparks	DET
237	Hudson	OAK
236	Buehrle	CWS
229	Suppan	KC
227	Garcia	SEA
224	Byrd	KC
223	Halladay	TOR
219	Wilson	TB
212	Rogers	TEX

Losses

Total	Player	Team
18	Sturtze	TB
16	Suppan	KC
16	Sparks	DET
15	Redman	DET
15	Castillo	BOS
15	Ritchie	CWS
14	Johnson	BAL
12	7 pitchers tied	

2002 AMERICAN LEAGUE PITCHING LEADERS

Home Runs Allowed

Total	Player	Team
40	Ortiz	ANA
36	Byrd	KC
33	Sturtze	TB
32	Wright	CWS
32	Suppan	KC
32	Reed	MIN
30	Garcia	SEA
29	Wilson	TB
28	May	KC
28	Moyer	SEA

Fewest Walks Per 9 Innings

Total	Player	Team
1.2	Reed	MIN
1.5	Byrd	KC
1.6	Milton	MIN
1.8	Martinez	BOS
1.8	Lidle	OAK
2.0	Moyer	SEA
2.0	Wells	NY Yankees
2.0	Lowe	BOS
2.0	Mussina	NY Yankees
2.2	Valdes	SEA

Wild Pitches

Total	Player	Team
15	Santana	MIN
14	Clemens	NY Yankees
11	Drese	CLE
11	Redman	DET
10	Wright	CWS
10	Zambrano	TB
10	Suppan	KC
10	Ritchie	CWS
9	3 pitchers tied	

Hit Batsmen

Total	Player	Team
17	Park	TEX
16	Kennedy	TB
15	Martinez	BOS
13	Wilson	TB
12	Lowe	BOS
12	Sparks	DET
11	Mulder	OAK
11	Weaver	NY Yankees
11	Miller	TOR
10	Rupe	TB

Earned Runs

Total	Player	Team
129	Sturtze	TB
123	Suppan	KC
116	Sparks	DET
113	Wright	CWS
109	Garcia	SEA
104	Wilson	TB
102	Sabathia	CLE
100	Drese	CLE
99	3 pitchers tied	

Strikeouts Per 9 Innings

Total	Player	Team
10.8	Martinez	BOS
9.6	Clemens	NY Yankees
7.6	Mussina	NY Yankees
7.4	Wakefield	BOS
7.3	Garcia	SEA
7.1	Zito	OAK
7.1	Baez	CLE
6.9	Mulder	OAK
6.7	Ortiz	ANA
6.5	Burkett	BOS

Balks

Total	Player	Team
3	Kent	TB
3	Sabathia	CLE
3	Ortiz	ANA
2	10 pitchers tied	

Walks


Total	Player	Team
89	Sturtze	TB
88	Sabathia	CLE
83	Garland	CWS
82	Baez	CLE
78	Zito	OAK
78	Park	TEX
71	Wright	CWS
70	Lohse	MIN
70	Rogers	TEX
68	4 players tied	

Runs Allowed

Total	Player	Team
141	Sturtze	TB
134	Suppan	KC
134	Sparks	DET
124	Wright	CWS
114	Kennedy	TB
113	Wilson	TB
111	Byrd	KC
110	Garcia	SEA
109	3 players tied	

Games Finished

Total	Player	Team
79	Koch	OAK
68	Escobar	TOR
62	Guardado	MIN
61	Julio	BAL
55	Sasaki	SEA
55	Urbina	BOS
50	Percival	ANA
48	Acevedo	DET
47	Yan	TB
42	Hernandez	KC



OPPONENTS

Arizona Diamondbacks

National League West
Bank One Ballpark (49,033; grass; 1998)
401 E. Jefferson Street
Phoenix, AZ 85004
www.azdiamondbacks.com



Switchboard: (602) 462-6500 **Press Box:** (602) 462-4565
Public Relations: (602) 462-6519 **Public Relations FAX:** (602) 462-6527

CEO & Chairman of the Board Jerry Colangelo
President Rich Dozer
Senior Vice President & General Manager Joe Garagiola, Jr.
Assistant General Manager Sandy Johnson
Director, Team Travel & Clubhouse Manager Roger Riley
Director, Public Relations Mike Swanson, (602) 462-6530
Assistant to the Director, Public Relations . . . David Pape, (602) 462-6533
Media Coordinator Susan Webner, (602) 462-6532
Staff Assistant & Public Address Announcer . . . Jeff Munn, (602) 462-6602
Staff Assistant, Public Relations Casey Wilcox, (602) 462-6531

Dodgers' Hotel in Arizona Westin Kierland Resort & Spa
6902 E. Greenway Parkway
Scottsdale, AZ 85254

Arizona's Hotel in Los Angeles Century Plaza
2025 Avenue of the Stars
Los Angeles, CA 90067

(480) 624-1000 (480) 624-1001 FAX

(310) 277-2000 (310) 551-3355 FAX

BOB BRENL

3rd season with Arizona
3rd season overall
190-134 (.586)

ALL-TIME SERIES

All-Time Series Record
39-37
At Bank One Ballpark
17-21
At Dodger Stadium
22-16

2003 SCHEDULE

Dates Site
March 31-April 2 ARI
April 7-9 LA
July 4-6 LA
July 25-27 ARI
Sept. 8-11 ARI
Sept. 16-18 LA

2002 MEETINGS (DODGERS WON SERIES, 10-9)

at Dodger Stadium					at Bank One Ballpark				
Date	W-L	Score	Winner	Loser	Date	W-L	Score	Winner	Loser
5/31	L	3-6	Johnson	Daal	5/24	L	3-14	Schilling	Perez
6/1	W	2-0	Ashby	Anderson	5/25	W	10-5	Ashby	Helling
6/2	W	6-3	Ishii	Batista	5/26	L	9-10(10)	Kim	Springer
7/11	L	3-4	Koplove	Quantrill	7/1	W	4-0	Nomo	Johnson
7/12	L	2-3	Schilling	Perez	7/2	W	8-0	Daal	Helling
7/13	L	5-7	Anderson	Ashby	7/3	L	3-5	Mantei	Orosco
7/14	W	2-1	Ishii	Batista	9/2	W	19-1	Perez	Helling
8/26	L	3-6(12)	Kim	Mota	9/3	W	3-2	Ishii	Anderson
8/27	W	6-1	Shuey	Batista	9/4	L	1-7	JOHNSON	Ashby
8/28	W	1-0	Perez	Helling					

*ALL CAPS denotes complete game

SERIES RECORD BY DECADE

1990s 14-11, .560
2000s 25-26, .490

YEAR-BY-YEAR SERIES RESULTS (1998-2002)

Year	Home	Road	Totals	Year	Home	Road	Totals	Year	Home	Road	Totals	Year	Home	Road	Totals
1998	4-2	4-2	8-4	2000	5-2	1-5	6-7	2002	5-5	5-4	10-9				
1999	4-2	2-5	6-7	2001	4-5	5-5	9-10								

SERIES FACTS

Last Dodger 3-Game Sweep, at LA Sept. 18-20, 2000
Last Dodger 4-Game Sweep, at LA Never Accomplished
Last Dodger 3-Game Sweep, at ARI Never Accomplished
Last Dodger 4-Game Sweep, at ARI Never Accomplished
Last Arizona 3-Game Sweep, at LA July 11-13, 2002
Last Arizona 4-Game Sweep, at LA Never Accomplished
Last Arizona 3-Game Sweep, at ARI May 8-10, 2000
Last Arizona 4-Game Sweep, at ARI Never Accomplished
Largest Crowd at LA 54,252, May 31, 1999
Largest Crowd at ARI 48,682, May 24, 1998

Most Runs Scored vs. ARI 19, Sept. 2, 2002 at ARI
Most Runs Allowed vs. ARI 15, May 8, 2000 at ARI
Largest Margin of Victory 18 (19-1), Sept. 2, 2002 at ARI
Largest Margin of Defeat 11 (3-14), May 24, 2002 at ARI
Longest Winning Streak 5 games, Sept. 8, 1998-April 7, 1999
Longest Losing Streak 4 games, May 8-10-June 12, 2000
Last LA Doubleheader Sweep at LA Never Accomplished
Last LA Doubleheader Sweep at ARI Never Accomplished
Last ARI Doubleheader Sweep at LA Never Accomplished
Last ARI Doubleheader Sweep at ARI Never Accomplished

Atlanta Braves

National League East
Turner Field (50,062; grass; 1997)
755 Hank Aaron Drive
Atlanta, GA 30315
www.atlantabrades.com



Switchboard: (404) 522-7630 **Press Box:** (404) 614-1463
Public Relations: (404) 614-1301 **Public Relations FAX:** (404) 614-1391

Executive Vice President & General Manager: John Schuerholz
Assistant General Manager: Frank Wren
Director, Team Travel and Equipment Manager: Bill Acree
Director, Public Relations: Jim Schultz, (404) 614-1301
Manager, Media Relations: Glen Serra, (404) 614-1535
Assistant, Public Relations: Adam Liberman, (404) 614-1379
Assistant, Public Relations: Meagan Swingle, (404) 614-1535
Administrative Assistant: Anne McAlister, (404) 614-1556

Dodgers' Hotel in Atlanta: Ritz-Carlton
181 Peachtree Street, NE
Atlanta, GA 30303
(404) 659-0400 (404) 688-0400 FAX

Atlanta's Hotel in Los Angeles: Marriott Downtown
333 S. Figueroa Street
Los Angeles, CA 90071
(213) 617-1133 (213) 613-0291 FAX

BOBBY COX
18th season with Atlanta
1,450-1,112 (.566)
22nd season overall
1,805-1,404 (.562)

ALL-TIME SERIES
All-Time Series Record
1,082-896
At Turner Field
11-17
At Dodger Stadium
189-130

2003 SCHEDULE
Dates Site
May 12-14, LA
Aug. 1-3 ATL

SERIES RECORD BY DECADE
1900S . . . 114-95-3, .545
1910S . . . 103-105-4, .495
1920S . . . 128-90-1, .587
1930S . . . 103-117-6, .468
1940S . . . 129-90-2, .589
1950S . . . 129-92-2, .584
1960S . . . 99-89-1, .527
1970S . . . 106-70-1, .602
1980S . . . 105-69, .603
1990S . . . 55-68, .447
2000S . . . 11-11, .500

2002 MEETINGS (DODGERS WON SERIES, 4-2)

at Dodger Stadium					at Turner Field				
Date	W-L	Score	Winner	Loser	Date	W-L	Score	Winner	Loser
8/23	W	4-3	Gagne	Holmes	5/7	W	6-5	Carrara	Lightenberg
8/24	W	4-3	Shuey	Glavine	5/8	W	3-1	Perez	Millwood
8/25	L	5-7	Moss	Ishii	5/9	L	2-6	Moss	Ashby

YEAR-BY-YEAR SERIES RESULTS (1958-2002)

Year	Home	Road	Totals	Year	Home	Road	Totals	Year	Home	Road	Totals	Year	Home	Road	Totals
1958	8-3	6-5	14-8	1970	5-4	7-2	12-6	1982	5-4	6-3	11-7	1994	0-3	0-3	0-6
1959	6-6	8-4	14-10	1971	5-4	4-5	9-9	1983	6-3	5-4	11-7	1995	3-2	1-3	4-5
1960	5-6	7-4	12-10	1972	2-4	6-3	8-7	1984	5-4	7-2	12-6	1996	3-3	4-2	7-5
1961	7-4	5-6	12-10	1973	9-0	6-2	15-2	1985	7-2	6-3	13-5	1997	2-3	3-3	5-6
1962	6-3	4-5	10-8	1974	5-4	5-4	10-8	1986	5-4	3-6	8-10	1998	1-2	0-6	1-8
1963	4-5	4-5	8-10	1975	7-2	3-6	10-8	1987	6-3	6-3	12-6	1999	2-4	2-1	4-5
1964	3-6	5-4	8-10	1976	6-3	4-5	10-8	1988	7-2	7-2	14-4	2000	1-2	1-5	2-7
1965	5-4	5-4	10-8	1977	6-3	7-2	13-5	1989	5-4	5-2	10-6	2001	2-1	3-1	5-2
1966	7-2	4-5	11-7	1978	6-3	7-2	13-5	1990	7-2	5-4	12-6	2002	2-1	2-1	4-2
1967	8-1	2-7	10-8	1979	3-6	3-6	6-12	1991	5-4	6-3	11-7				
1968	6-3	3-6	9-9	1980	3-6	4-5	7-11	1992	5-4	1-8	6-12				
1969	6-3	3-6	9-9	1981	5-4	2-3	7-7	1993	3-3	2-5	5-8				

SERIES FACTS

Last Dodger 3-Game Sweep, at LA: Sept. 15-17, 1989
Last Dodger 4-Game Sweep, at LA: July 26-29, 1990
Last Dodger 3-Game Sweep, at ATL: June 22-24, 1984
Last Dodger 4-Game Sweep, at ATL: April 7-10, 1988
Last Atlanta 3-Game Sweep, at LA: April 8-10, 1994
Last Atlanta 4-Game Sweep, at LA: Never Accomplished
Last Atlanta 3-Game Sweep, at ATL: April 25-27, 2000
Last Atlanta 4-Game Sweep, at ATL: Never Accomplished
Largest Crowd at LA: 54,343, May 11, 2001
Largest Crowd at ATL: 53,775, April 8, 1974

Most Runs Scored vs. ATL: 20, twice, last: July 15, 1957 at ATL
Most Runs Allowed vs. ATL: 17, July 3, 1913 at BOS
Largest Margin of Victory: 16, twice, last: (20-4), July 15, 1957 at ATL
Largest Margin of Defeat: 16 (16-0), May 7, 1918 at BOS
Longest Winning Streak: 14 games, twice, last: 4/15/52-9/3/52
Longest Losing Streak: 8 games, 3 times, last: 7/21/97-8/15/98
Last LA Doubleheader Sweep at LA: Sept. 19, 1971
Last LA Doubleheader Sweep at ATL: June 5, 1989
Last ATL Doubleheader Sweep at LA: June 24, 1972
Last ATL Doubleheader Sweep at ATL: July 30, 1972

STATISTICS

OPPONENTS

Chicago Cubs

National League Central
Wrigley Field (39,241; grass; 1914)
1060 W. Addison Street
Chicago, IL 60613
www.cubs.com



DUSTY BAKER

1st season with Chicago
11th season overall
840-715 (.540)

ALL-TIME SERIES

All-Time Series Record
922-925
At Wrigley Field 377-384
At Dodger Stadium 140-109

2003 SCHEDULE

Dates Site
Aug. 8-10 LA
Aug. 15-17 CHI

SERIES RECORD BY DECADE

1900s . . . 74-135-1 .354
1910s . . . 103-105-4 .495
1920s . . . 104-115 .475
1930s . . . 89-127-3 .412
1940s . . . 119-101-2 .541
1950s . . . 134-85-3 .612
1960s . . . 102-80 .560
1970s . . . 68-52 .567
1980s . . . 61-57-1 .517
1990s . . . 61-47 .565
2000s . . . 12-9 .571

Switchboard: (773) 404-2827 **Press Box:** (773) 404-4209
Media Relations: (773) 404-4191 **Media Relations FAX:** (773) 404-4129

President/CEO Andrew B. MacPhail
Vice President, General Manager Jim Hendry
Traveling Secretary Jimmy Bank, (773) 404-4095
Director, Media Relations Sharon Pannozzo, (773) 404-4021
Manager, Media Information Chuck Wasserstrom, (773) 404-4022
Assistant, Media Relations Samantha Newby, (773) 404-4049

Dodgers' Hotel in Chicago Westin Michigan Avenue
909 N. Michigan Ave.
Chicago, IL 60611
(312) 943-7200 (312) 397-5580 FAX

Chicago's Hotel in Los Angeles Marriott Downtown
333 S. Figueroa Street
Los Angeles, CA 90071
(213) 617-1133 (213) 613-0291 FAX

2002 MEETINGS (DODGERS WON SERIES, 4-2)

at Dodger Stadium					at Wrigley Field				
Date	W-L	Score	Winner	Loser	Date	W-L	Score	Winner	Loser
5/3	L	3-8	Mahay	Orosco	4/26	W	10-0	PEREZ	Wood
5/4	W	3-2	Ishii	Bere	4/27	Postponed until 4/28 due to rain			
5/5	L	0-3	Mahay	Brown	4/28 (1)	W	5-4	Ishii	Cruz
					4/28 (2)	W	4-1	Ashby	Bere

*ALL CAPS denotes complete game

YEAR-BY-YEAR SERIES RESULTS (1958-2002)

Year	Home	Road	Totals	Year	Home	Road	Totals	Year	Home	Road	Totals	Year	Home	Road	Totals
1958	4-7	7-4	11-11	1970	3-3	3-3	6-6	1982	4-2	3-3	7-5	1994	1-2	2-1	3-3
1959	5-6	6-5	11-11	1971	1-5	3-3	4-8	1983	3-3	3-3	6-6	1995	2-4	3-3	5-7
1960	6-5	7-4	13-9	1972	3-3	1-5	4-8	1984	3-3	2-4	5-7	1996	2-4	3-4	5-8
1961	7-4	8-3	15-7	1973	4-2	3-3	7-5	1985	3-3	4-2	7-5	1997	3-2	3-3	6-5
1962	7-2	7-2	14-4	1974	5-1	5-1	10-2	1986	4-2	2-4	6-6	1998	3-0	2-4	5-4
1963	4-5	7-2	11-7	1975	4-2	3-3	7-5	1987	3-3	3-3	6-6	1999	4-2	3-0	7-2
1964	5-4	3-6	8-10	1976	5-1	4-2	9-3	1988	2-4	6-0	8-4	2000	1-2	5-1	6-3
1965	7-2	3-6	10-8	1977	4-2	2-4	6-6	1989	2-4	3-3	5-7	2001	2-1	0-3	2-4
1966	6-3	4-5	10-8	1978	4-2	4-2	8-4	1990	4-2	5-1	9-3	2002	1-2	3-0	4-2
1967	4-5	5-4	9-9	1979	4-2	3-3	7-5	1991	6-0	4-2	10-2				
1968	3-6	3-6	6-12	1980	4-2	3-3	7-5	1992	2-4	4-2	6-6				
1969	3-3	3-3	6-6	1981	2-2	2-4	4-6	1993	3-3	2-4	5-7				

SERIES FACTS

Last Dodger 3-Game Sweep, at LA April 24-26, 1998
Last Dodger 4-Game Sweep, at LA July 15-18, 1965
Last Dodger 3-Game Sweep, at Chicago April 26-28, 2002
Last Dodger 4-Game Sweep, at Chicago July 14-18, 1988(5)
Last Chicago 3-Game Sweep, at LA May 19-21, 1995
Last Chicago 4-Game Sweep, at LA July 6-8, 1971
Last Chicago 3-Game Sweep, at CHI May 4-6, 2001
Last LA Doubleheader Sweep at CHI Sept. 12-15, 1935
Largest Crowd at LA 54,709, May 25, 1974
Largest Crowd at CHI 46,572, May 18, 1947
Most Runs Scored vs. CHI 18, twice, last: April 20, 1974 at CHI
Most Runs Allowed vs. CHI 20, three times, last: 5/5/01 at CHI
Largest Margin of Victory 15 (16-1), Aug. 10, 1922 at BRK
Largest Margin of Defeat 19 (1-20), May 5, 2001 at CHI
Longest Winning Streak 10 games, June 6, 1947-July 28, 1947
Longest Losing Streak 16 games, July 28, 1908-June 20, 1909
Last LA Doubleheader Sweep at LA May 14, 1964
Last LA Doubleheader Sweep at CHI April 28, 2002
Last CHI Doubleheader Sweep at LA July 7, 1971
Last CHI Doubleheader Sweep at CHI July 28, 1968

Cincinnati Reds

National League Central
Great American Ballpark (42,053; grass; 2003)
100 Main Street
Cincinnati, OH 45202-4109
www.cincinnatireds.com



Switchboard: (513) 765-7000 **Press Box:** TBA
Media Relations: (513) 765-7800 **Media Relations FAX:** (513) 765-7180

Chief Executive Officer Carl H. Lindner
Chief Operating Officer John Allen
General Manager James G. Bowden, IV
Traveling Secretary Gary Wahoff, (513) 765-7009
Director, Comm. & Comm. Relations Mike Ringering, (513) 765-7020
Assistant Dir., Communications Ralph Mitchell, (513) 765-7021
Director, Media Relations Rob Butcher, (513) 765-7090
Assistant Dir., Media Relations Mike Vassallo, (513) 765-7091
Coordinator, Media Relations Larry Herms, (513) 765-7092
Assistant, Media Relations Jamie Ramsey, (513) 765-7093
Assistant, Media Relations Chuck Kirlin, (513) 765-7094

Dodgers' Hotel in Cincinnati Hyatt Regency
151 W. Fifth Street
Cincinnati, OH, 45202
(513) 579-1234 (513) 579-0107 FAX

Cincinnati's Hotel in Los Angeles Century Plaza
2025 Avenue of the Stars
Los Angeles, CA 90067
(310) 277-2000 (310) 551-3355 FAX

BOB BOONE

3rd season with Cincinnati
144-180 (.444)
6th season overall
325-386 (.457)

ALL-TIME SERIES

All-Time Series Record
1,005-983
At Cinergy Field
123-118
At Dodger Stadium
167-155

2003 SCHEDULE

Dates	Site
April 22-24	CIN
Aug. 5-7	LA

SERIES RECORD BY DECADE

1900s . . . 97-114-3, .460
1910s . . . 93-121-2, .435
1920s . . . 96-122-1, .440
1930s . . . 112-108-2, .509
1940s . . . 133-87-2, .605
1950s . . . 129-91, .586
1960s . . . 94-94-1, .500
1970s . . . 79-97, .449
1980s . . . 98-80, .551
1990s . . . 65-57, .533
2000s . . . 9-12, .429

2002 MEETINGS (DODGERS LOST SERIES, 2-4)

at Dodger Stadium					at Cinergy Field				
Date	W-L	Score	Winner	Loser	Date	W-L	Score	Winner	Loser
4/30	L	1-3	Reitsma	Brown	4/30	L	1-3	Reitsma	Brown
5/1	L	0-4	Hamilton	Nomo	5/1	L	0-4	Hamilton	Nomo
5/2	W	3-2(14)	Carrara	Pineda	5/2	W	3-2 (14)	Carrara	Pineda

YEAR-BY-YEAR SERIES RESULTS (1958-2002)

Year	Home	Road	Totals	Year	Home	Road	Totals	Year	Home	Road	Totals	Year	Home	Road	Totals
1958	6-5	5-6	11-11	1970	2-7	3-6	5-13	1982	4-5	7-2	11-7	1994	2-1	4-2	6-3
1959	6-5	3-8	9-13	1971	7-2	4-5	11-7	1983	6-3	5-4	11-7	1995	2-1	1-3	3-4
1960	6-5	4-7	10-12	1972	2-4	3-5	5-9	1984	5-4	6-3	11-7	1996	5-1	3-3	8-4
1961	4-7	6-5	10-12	1973	4-5	3-6	7-11	1985	6-3	5-4	11-7	1997	3-3	2-3	5-6
1962	5-4	4-5	9-9	1974	5-4	7-2	12-6	1986	6-3	2-7	8-10	1998	3-3	1-2	4-5
1963	6-3	4-5	10-8	1975	7-2	3-6	10-8	1987	5-4	3-6	8-10	1999	1-3	2-1	3-4
1964	2-7	2-7	4-14	1976	3-6	2-7	5-13	1988	5-4	6-3	11-7	2000	2-4	3-0	5-4
1965	7-2	5-4	12-6	1977	3-6	5-4	8-10	1989	6-3	4-5	10-8	2001	0-3	2-1	2-4
1966	7-2	5-4	12-6	1978	4-5	5-4	9-9	1990	4-5	5-4	9-9	2002	1-2	1-2	2-4
1967	6-3	4-5	10-8	1979	3-6	4-5	7-11	1991	6-3	6-3	12-6				
1968	4-5	5-4	9-9	1980	3-6	6-3	9-9	1992	3-6	4-5	7-11				
1969	4-5	4-5	8-10	1981	4-5	4-3	8-8	1993	4-2	4-3	8-5				

SERIES FACTS

Last Dodger 3-Game Sweep, at LA Sept. 9-11, 1996
Last Dodger 4-Game Sweep, at LA April 14-17, 1975
Last Dodger 3-Game Sweep, at CIN April 21-23, 2000
Last Dodger 4-Game Sweep, at CIN Never Accomplished
Last Cincinnati 3-Game Sweep, at LA July 31-Aug. 2, 2001
Last Cincinnati 4-Game Sweep, at LA Aug. 5-8, 1976
Last Cincinnati 3-Game Sweep, at CIN June 12-14, 1992
Last Cincinnati 4-Game Sweep, at CIN Sept. 22-24, 1969
Largest Crowd at LA 54,038, Aug. 7, 1974
Largest Crowd at CIN 55,385, April 3, 1989
Most Runs Scored vs. CIN 25, Sept. 23, 1901 at CIN
Most Runs Allowed vs. CIN 23, June 8, 1940 at CIN
Largest Margin of Victory 19 (25-6), Sept. 23, 1901at CIN
Largest Margin of Defeat 21 (23-2), June 8, 1940 at CIN
Longest Winning Streak . . . 13 games, July 21, 1947(1)-May 13, 1948
Longest Losing Streak . . . 10 games, twice, last:7/27/26(2)-9/15/26
Last LA Doubleheader Sweep at LA Aug. 9, 1970
Last LA Doubleheader Sweep at CIN June 30, 1978
Last CIN Doubleheader Sweep at LA Aug. 27, 1961
Last CIN Doubleheader Sweep at CIN Aug. 8, 1986

SCHEDULE

Colorado Rockies

National League West
 Coors Field (50,449; grass; 1995)
 2001 Blake Street
 Denver, CO 80205
 www.coloradorockies.com



CLINT HURDLE

2nd season with Rockies
 2nd season overall
 67-73 (.479)

ALL-TIME SERIES

All-Time Series Record
 97-71
 At Coors Field
 33-25
 At Dodger Stadium
 37-30

2003 SCHEDULE

Dates	Site
May 20-22	LA
May 27-29	COL
July 11-13	COL
July 21-24	LA
Aug. 29-31	LA
Sept. 5-7	COL

SERIES RECORD BY DECADE

1990s 46-40, .535
 2000s 32-19, .627

Switchboard: (303) 292-0200 **Press Box:** (303) 312-2396
Public Relations: (303) 312-2325 **Public Relations FAX:** (303) 312-2319

Chairman Jerry D. McMorris
President Keli S. McGregor
Executive Vice President, General Manager Daniel J. O'Dowd
Sr. Director, Communications/P.R. Jay Alves, (303) 312-2326
Asst. to the Sr. Director, of Com./P.R. Irma Thumim, (303) 312-2328
Coordinator, Communications/ P.R. Brendan McNicholas, (303) 312-2327
Coordinator, Communications/P.R. Billy Witter, (303) 312-2329

Dodgers' Hotel in Colorado Westin Tabor Center
 1672 Lawrence
 Denver, CO 80202
 (303) 572-9100 (303) 572-7280 FAX

Colorado's Hotel in Los Angeles Century Plaza
 2025 Avenue of the Stars
 Los Angeles, CA 90067
 (310) 277-2000 (310) 551-3355 FAX

2002 MEETINGS (DODGERS WON SERIES, 12-7)

at Dodger Stadium					at Coors Field				
Date	W-L	Score	Winner	Loser	Date	W-L	Score	Winner	Loser
4/5	W	9-0	Ashby	Chacon	4/15	W	5-2	PEREZ	Chacon
4/6	W	9-2	Ishii	Jennings	4/16	L	4-6	Jennings	Ashby
4/7	W	6-4	Brown	Hampton	4/17	W	6-3	Ishii	White
6/24	L	1-4	Hampton	Ishii	6/3	W	11-5	Mota	Jimenez
6/25	W	4-0	PEREZ	Thomson	6/4	W	10-4	Orosco	Jones
6/26	W	5-3	Nomo	Chacon	6/5	L	6-8	Jennings	Daal
6/27	W	7-1	Daal	Neagle	9/12	L	1-7	Stark	Daal
9/24	L	0-1	Stark	Perez	9/13	L	4-5	Mercker	Mota
9/25	W	3-2	Gagne	Jimenez	9/14	W	16-3	Perez	Santos
					9/15	L	4-5	Speier	Ashby

*ALL CAPS denotes complete game

YEAR-BY-YEAR SERIES RESULTS (1993-2002)

Year	Home	Road	Totals	Year	Home	Road	Totals	Year	Home	Road	Totals	Year	Home	Road	Total
1993	3-4	3-3	6-7	1996	4-2	3-4	7-6	1999	2-4	3-4	5-8	2002	7-2	5-5	12-7
1994	1-2	5-2	6-4	1997	2-4	5-1	7-5	2000	5-1	4-3	9-4				
1995	4-3	5-1	9-4	1998	3-3	3-3	6-6	2001	6-4	5-4	11-8				

SERIES FACTS

Last Dodger 3-Game Sweep, at LA April 5-7, 2002
Last Dodger 4-Game Sweep, at LA Never Accomplished
Last Dodger 3-Game Sweep, at COL May 5-7, 1995
Last Dodger 4-Game Sweep, at COL Never Accomplished
Last Colorado 3-Game Sweep, at LA July 21-22 (2), 1999
Last Colorado 4-Game Sweep, at LA Aug. 9-12, 1993
Last Colorado 3-Game Sweep, at COL Never Accomplished
Last Colorado 4-Game Sweep, at COL Never Accomplished
Largest Crowd at LA 54,556, July 29, 2001
Largest Crowd at COL (Coors Field) 50,163, Aug. 3, 1995

Most Runs Scored vs. COL 22, July 21, 2001 at COL
Most Runs Allowed vs. COL 18, Sept. 17, 1999 at COL
Largest Margin of Victory 15 (22-7), July 21, 2001 at COL
Largest Margin of Defeat 12 (1-13), June 27, 1996 at COL
Longest Winning Streak 6 games, Sept. 18, 1999-July 25, 2000
Longest Losing Streak 6 games, June 16, 1993-Sept. 17, 1993
Last LA Doubleheader Sweep at LA Never Accomplished
Last LA Doubleheader Sweep at COL Never Accomplished
Last COL Doubleheader Sweep at LA July 22, 1999
Last COL Doubleheader Sweep at COL Never Accomplished

Florida Marlins

National League East
 Pro Player Stadium (36,331; grass; 1987)
 2267 Dan Marino Boulevard
 Miami, FL 33056
 www.floridamarlins.com



JEFF TORBORG

2nd season with Florida
 79-83 (.488)
 11th season overall
 618-696 (.470)

ALL-TIME SERIES

All-Time Series Record
 50-42
 At Pro Player Stadium
 23-24
 At Dodger Stadium
 27-18

2003 SCHEDULE

Dates	Site
May 16-18	LA
Aug. 11-14	FLA

SERIES RECORD BY DECADE

1990s 35-35, .500
 2000s 15-7, .682

Switchboard: (305) 626-7400 **Press Box:** (305) 626-7416
Media Relations: (305) 626-7429 **Media Relations FAX:** (305) 626-7302

Chairman, CEO & Managing General Partner Jeffrey H. Loria
President David Samson
Vice Chairman Joel Mael
Senior Vice President, General Manager Larry Beinfest
VP, Communications & Broadcasting P.J. Loyello
Director, Team Travel Bill Beck
Director, Media Relations Steve Copses, (305) 626-7476
Manager, Media Relations Andrew Feirstein, (305) 626-7474
Administrative Assistant Maria Armella, (305) 626-7492

Dodgers' Hotel in Florida Sheraton Bal Harbour
 9701 Collins Avenue
 Bal Harbour, FL 33154
 (305) 865-7511 (305) 864-2601 FAX

Florida's Hotel in Los Angeles Century Plaza
 2025 Avenue of the Stars
 Los Angeles, CA 90067
 (310) 277-2000 (310) 551-3355 FAX

2002 MEETINGS (DODGERS SERIES TIED, 3-3)

at Dodger Stadium					at Pro Player Stadium				
Date	W-L	Score	Winner	Loser	Date	W-L	Score	Winner	Loser
8/20	L	3-6	Penny	Ishii	5/10	L	3-4	Núñez	Carrara
8/21	W	4-3(10)	Shuey	Looper	5/11	W	3-0	Brown	Tavarez
8/22	W	6-2	Nomo	Lloyd	5/12	L	3-11	DEMPSTER	Nomo

*ALL CAPS denotes complete game

YEAR-BY-YEAR SERIES RESULTS (1993-2002)

Year	Home	Road	Totals	Year	Home	Road	Totals	Year	Home	Road	Totals	Year	Home	Road	Totals
1993	3-3	4-2	7-5	1996	5-2	2-4	7-6	1999	2-4	0-3	2-7	2002	2-1	1-2	3-3
1994	2-1	1-2	3-3	1997	4-2	0-5	4-7	2000	3-0	4-2	7-2				
1995	2-2	5-1	7-3	1998	1-2	4-2	5-4	2001	3-1	2-1	5-2				

SERIES FACTS

Last Dodger 3-Game Sweep, at LA April 28-30, 2000
Last Dodger 4-Game Sweep, at LA Never Accomplished
Last Dodger 3-Game Sweep, at FLA May 19-21, 2000
Last Dodger 4-Game Sweep, at FLA Never Accomplished
Last Florida 3-Game Sweep, at LA Never Accomplished
Last Florida 4-Game Sweep, at LA Never Accomplished
Last Florida 3-Game Sweep, at FLA Sept. 6-8, 1999
Last Florida 4-Game Sweep, at FLA Never Accomplished
Largest Crowd at LA 54,009, May 7, 1999
Largest Crowd at FLA 44,427, Sept. 4, 1993

Most Runs Scored vs. FLA 13, April 29, 2000 at LA
Most Runs Allowed vs. FLA 12, 5/8/98 at FLA; 4/29/00 vs. FLA
Largest Margin of Victory 9, (12-3) May 21, 2000 at FLA
Largest Margin of Defeat 9, (2-11), Aug. 14, 2000 at FLA
Longest Winning Streak 7 games, Aug. 18, 1999-May 21, 2000
Longest Losing Streak 4 games, Aug. 1, 1996-April 27, 1997
Last LA Doubleheader Sweep at LA Never Accomplished
Last LA Doubleheader Sweep at FLA Never Accomplished
Last FLA Doubleheader Sweep at LA Never Accomplished
Last FLA Doubleheader Sweep at FLA Never Accomplished

OPPONENTS

Houston Astros

National League Central
Minute Maid Park (40,950; grass; 2000)
P.O. Box 288
Houston, TX 77001-0288
www.astros.com



Switchboard: (713) 259-8000 Press Box: (713) 259-8574
Media Relations: (713) 259-8900 Media Relations FAX: (713) 259-8981

Chairman & CEO Drayton McLane, Jr.
President, Baseball Operations Tal Smith
General Manager Gerry Hunsicker
Sr. VP, Operations and Communications Rob Matwick
Director, Baseball Administration/Traveling Secretary Barry Waters
Director, Media Relations Warren Miller, (713) 259-8986
Assistant Director, Media Relations Jimmy Stanton (713) 259-8985
Assistant Director, Media Relations Lisa Ramsperger, (713) 259-8988
Director of Business Communications Todd Fedewa, (713)259-8984

Dodgers' Hotel in Houston Westin Galleria
5060 W. Alabama
Houston, TX 77056
(713) 960-8100 (713) 960-6554 FAX

Houston's Hotel in Los Angeles Century Plaza
2025 Avenue of the Stars
Los Angeles, CA 90067
(310) 277-2000 (310) 551-3355 FAX

JIMMY WILLIAMS
2nd season with Houston
84-78 (.519)
11th season overall
779-671 (.537)

ALL-TIME SERIES
All-Time Series Record
354-288
At Minute Maid Park
5-4
At Dodger Stadium
199-130

2003 SCHEDULE
Dates Site
Aug. 26-28 HOU
Sept. 1-3 LA

SERIES RECORD BY DECADE
1960s 87-57, .604
1970s 104-76, .578
1980s 93-82, .531
1990s 57-65, .467
2000s 13-8, .619

2002 MEETINGS (DODGERS SERIES TIED, 3-3)

at Dodger Stadium					at Minute Maid Park				
Date	W-L	Score	Winner	Loser	Date	W-L	Score	Winner	Loser
9/6	W	3-2	Quantrell	Dotel	8/30	L	4-8	Miller	Ashby
9/7	L	1-6	Hernandez	Daal	8/31	W	4-0	Daal	Saarloos
9/8	L	2-6	Oswalt	Ishij	9/1	W	2-1	Nomo	Hernandez

YEAR-BY-YEAR SERIES RESULTS (1962-2002)


Year	Home	Road	Totals	Year	Home	Road	Totals	Year	Home	Road	Totals	Year	Home	Road	Totals
1962	5-4	7-2	12-6	1973	4-5	3-6	7-11	1984	5-4	4-5	9-9	1995	1-2	1-1	2-3
1963	8-1	5-4	13-5	1974	7-2	6-3	13-5	1985	5-4	7-2	12-6	1996	4-2	2-4	6-6
1964	5-4	6-3	11-7	1975	8-1	4-5	12-6	1986	6-3	2-7	8-10	1997	3-3	1-4	4-7
1965	7-2	6-3	13-5	1976	7-2	6-3	13-5	1987	4-5	2-7	6-12	1998	4-2	2-1	6-3
1966	5-4	6-3	11-7	1977	5-4	4-5	9-9	1988	4-5	5-4	9-9	1999	1-2	2-4	3-6
1967	4-5	4-5	8-10	1978	6-3	5-4	11-7	1989	5-4	3-6	8-10	2000	4-2	2-1	6-3
1968	4-5	3-6	7-11	1979	4-5	4-5	8-10	1990	5-4	4-5	9-9	2001	3-0	1-2	4-2
1969	7-2	5-4	12-6	1980	7-3	3-6	10-9	1991	6-3	4-5	10-8	2002	1-2	2-1	3-3
1970	4-5	6-3	10-8	1981	5-1	3-3	8-4	1992	4-5	1-8	5-13				
1971	5-4	5-4	10-8	1982	5-4	6-3	11-7	1993	2-5	2-4	4-9				
1972	5-4	6-3	11-7	1983	7-2	5-4	12-6	1994	6-0	2-1	8-1				

SERIES FACTS

Last Dodger 3-Game Sweep, at LA May 25-27, 2001
Last Dodger 4-Game Sweep, at LA May 13-15 (2), 1974
Last Dodger 3-Game Sweep, at HOU June 14-16, 1985
Last Dodger 4-Game Sweep, at HOU Never Accomplished
Last Houston 3-Game Sweep, at LA Sept. 25-27, 1992
Last Houston 4-Game Sweep, at LA Never Accomplished
Last Houston 3-Game Sweep, at HOU May 14-16, 1993
Last Houston 4-Game Sweep, at HOU June 14-17, 1984
Largest Crowd at LA 53,568, May 21, 1976
Largest Crowd at Houston 50,908, June 22, 1966
Most Runs Scored vs. HOU 16, April 5, 1983 at HOU
Most Runs Allowed vs. HOU 16, June 24, 1994 at HOU
Largest Margin of Victory 12 (13-1), Sept. 14, 1973 at HOU
Largest Margin of Defeat 13 (2-15), Sept. 20, 1983 at LA
Longest Winning Streak 9 games, June 22, 1966-May 8, 1967
Longest Losing Streak 10 games, Aug. 5, 1992-May 16, 1993
Last LA Doubleheader Sweep at LA May 14, 1974
Last LA Doubleheader Sweep at HOU July 8, 1978
Last HOU Doubleheader Sweep at LA May 19, 1968
Last HOU Doubleheader Sweep at HOU Never Accomplished

Milwaukee Brewers

National League Central
 Miller Park (41,900; grass; 2001)
 One Brewers Way
 Milwaukee, WI 53214
 www.milwaukeebrewers.com



NED YOST

1st season with Milwaukee
 1st season overall

ALL-TIME SERIES

All-Time Series Record 25-12
 At Miller Park 7-2
 At Dodger Stadium 13-5

2003 SCHEDULE

Dates	Site
May 23-25	MIL
May 30-June 1	LA

Switchboard: (414) 902-4400 **Press Box:** (414) 902-4400 Ext. 6341
Media Relations: (414) 902-4500 **Media Relations FAX:** (414) 902-4053

President, Chief Executive Officer Wendy Selig-Prieb
Senior Vice President & General Manager Dean Taylor
Vice President, Player Personnel David Wilder
Director, Team Travel Dan Larrea
Director, Media Relations Jon Greenberg, (414) 902-4468
Assistant Director, Media Relations Jason Parry, (414) 902-4470
Manager, Media Relations Nicole Sauches, (414) 902-4469

Dodgers' Hotel in Milwaukee Hyatt Regency Milwaukee
 333 West Kilbourn Avenue
 Milwaukee, WI 53203
 (414) 276-1234 (414) 276-6338 FAX

Milwaukee's Hotel in Los Angeles Century Plaza
 2025 Avenue of the Stars
 Los Angeles, CA 90067
 (310) 277-2000 (310) 551-3355 FAX

2002 MEETINGS (DODGERS WON SERIES, 5-1)

at Dodger Stadium					at Miller Park				
Date	W-L	Score	Winner	Loser	Date	W-L	Score	Winner	Loser
5/27	W	5-3	Nomo	Sheets	5/21	L	6-8	Buddie	Carrara
5/28	W	8-4	Ishii	Rusch	5/22	W	1-0	Nomo	Sheets
5/29	W	4-3	Perez	Wright	5/23	W	16-3	Ishii	Rusch

SERIES RECORD BY DECADE

1990s 12-6, .667
 2000s 13-6, .684

YEAR-BY-YEAR SERIES RESULTS (1998-2002)

Year	Home	Road	Totals	Year	Home	Road	Totals	Year	Home	Road	Totals	Year	Home	Road	Totals
1998	4-2	1-2	5-4	2000	1-2	2-2	3-4	2002	3-0	2-1	5-1				
1999	2-1	5-1	7-2	2001	3-0	2-1	5-1								

SERIES FACTS

Last Dodger 3-Game Sweep, at LA May 27-29, 2002
 Last Dodger 4-Game Sweep, at LA Never Accomplished
 Last Dodger 3-Game Sweep, at MIL April 27-29, 1999
 Last Dodger 4-Game Sweep, at MIL Never Accomplished
 Last Milwaukee 3-Game Sweep, at LA Never Accomplished
 Last Milwaukee 4-Game Sweep, at LA Never Accomplished
 Last Milwaukee 3-Game Sweep, at MIL Never Accomplished
 Last Milwaukee 4-Game Sweep, at MIL Never Accomplished
 Last LA Doubleheader Sweep at LA Never Accomplished
 Last LA Doubleheader Sweep at MIL Never Accomplished

Most Runs Scored vs. MIL 16, May 23, 2002 at MIL
Most Runs Allowed vs. MIL 9, twice last: Aug. 6, 2000 at LA
Largest Margin of Victory 13 (16-3), May 23, 2002 at MIL
Largest Margin of Defeat 6 (2-8), Aug. 31, 2000 at MIL
Longest Winning Streak 6 games, Sept. 27, 1998-Aug. 24, 1999
Longest Losing Streak 2 games, twice, last: Aug. 30-31, 2000
Largest Crowd at LA 53,154, April 2, 2001
Largest Crowd at MIL 42,132, July 23, 2001
Last MIL Doubleheader Sweep at LA Never Accomplished
Last MIL Doubleheader Sweep at MIL Never Accomplished

OPPONENTS

Montreal Expos

National League East
 Olympic Stadium (46,500; turf; 1977)
 P.O. Box 500, Station 'M'
 Montreal, Quebec, Canada H1V 3P2
 www.montreal Expos.com



FRANK ROBINSON
 2nd season with Montreal
 83-79 (.512)
 13th season overall
 763-830 (.479)

ALL-TIME SERIES
 All-Time Series Record 220-161
 At Olympic Stadium 65-78
 At Dodger Stadium 123-67

2003 SCHEDULE
 Dates Site
 May 9-11 MTL
 Aug. 19-21 LA

Switchboard: (514) 253-3434 **Press Box:** (514) 253-3519
Media Relations: (514) 253-3434 **Media Relations FAX:** (514) 253-8282

President Tony Tavares
Vice President & General Manager Omar Minaya
Assistant GM & Director of Baseball Administration Tony Siegle
Executive Vice President David P. Samson
Director, Team Travel Rob McDonald
Director, Media Services Monique Giroux, (514) 251-3521
Director, Media Relations TBA
Adm. Assistant, Media & Comm. Relations Sina Gabrielli, (514) 251-3520

Dodgers' Hotel in Montreal Le Centre Sheraton
 1201 Rene Levesque Boulevard, W.
 Montreal, QC H3B 2L7
 (514) 878-2000 (514) 878-3958 FAX

Montreal's Hotel in Los Angeles Hilton Glendale
 100 W. Glenoaks Boulevard
 Glendale, CA 91202
 (818) 956-5466 (818) 956-5490 FAX

2002 MEETINGS (DODGERS WON SERIES, 5-2)

at Dodger Stadium					at Olympic Stadium				
Date	W-L	Score	Winner	Loser	Date	W-L	Score	Winner	Loser
5/16	W	4-3	Daal	Ohka	8/13	L	3-4	Smith	Gagne
5/17	W	8-5	Nomo	Armas	8/14	W	5-2	Ishii	Colon
5/18	L	1-3	Pavano	Perez	8/15	W	1-0	Daal	Vazquez
5/19	W	10-1	Ashby	Chen					

SERIES RECORD BY DECADE

1960s 10-2, .833
 1970s 73-47, .608
 1980s 67-48, .583
 1990s 57-56, .504
 2000s 12-9, .571

YEAR-BY-YEAR SERIES RESULTS (1969-2002)

Year	Home	Road	Totals	Year	Home	Road	Totals	Year	Home	Road	Totals	Year	Home	Road	Totals
1969	4-2	6-0	10-2	1978	5-1	3-3	8-4	1987	1-5	2-4	3-9	1996	4-2	5-1	9-3
1970	4-2	4-2	8-4	1979	5-1	1-5	6-6	1988	4-2	4-2	8-4	1997	4-1	3-3	7-4
1971	3-3	5-1	8-4	1980	6-0	5-1	11-1	1989	3-3	4-2	7-5	1998	5-1	0-3	5-4
1972	3-3	3-3	6-6	1981	3-0	2-2	5-2	1990	5-1	1-5	6-6	1999	3-3	2-1	5-4
1973	4-2	3-3	7-5	1982	3-3	5-1	8-4	1991	5-1	0-6	5-7	2000	3-1	2-2	5-3
1974	4-2	4-2	8-4	1983	4-2	3-3	7-5	1992	3-3	1-5	4-8	2001	1-2	1-2	2-4
1975	2-4	3-3	5-7	1984	3-3	3-3	6-6	1993	4-2	4-2	8-4	2002	3-1	2-1	5-2
1976	6-0	4-2	10-2	1985	5-1	2-4	7-5	1994	2-4	1-5	3-9				
1977	2-4	5-1	7-5	1986	4-2	1-5	5-7	1995	4-2	3-3	7-5				

SERIES FACTS

Last Dodger 3-Game Sweep, at LA Aug. 25-27, 1998
Last Dodger 4-Game Sweep, at LA Aug. 29-31(2), 1980
Last Dodger 3-Game Sweep, at MTL May 24-26, 1996
Last Dodger 4-Game Sweep, at MTL May 6-9, 1982
Last Montreal 3-Game Sweep, at LA Aug. 28-30, 1987
Last Montreal 4-Game Sweep, at LA Never Accomplished
Last Montreal 3-Game Sweep, at MTL Aug. 4-6, 1998
Last Montreal 4-Game Sweep, at MTL July 11-14, 1991
Largest Crowd at LA 54,859, 7/4/94
Largest Crowd at MTL 51,249, 4/3/00
Most Runs Scored vs. MTL 15, 5/3/70 at LA
Most Runs Allowed vs. MTL 13, 5/2/82 at LA
Largest Margin of Victory 14 (15-1), 5/3/70 at LA
Largest Margin of Defeat 12 (1-13), 5/2/82 at LA
Longest Winning Streak 11 games, 6/14/80-8/31/80(2)
Longest Losing Streak 7 games, twice, last: 7/6/94-5/28/95
Last LA Doubleheader Sweep at LA July 6, 1992
Last LA Doubleheader Sweep at MTL Sept. 2, 1976
Last MON Doubleheader Sweep at LA July 7, 1992
Last MON Doubleheader Sweep at MTL July 14, 1991

New York Mets

National League East
Shea Stadium (56,749; grass; 1964)
123-01 Roosevelt Avenue
Flushing, NY 11368-1699
www.mets.com



ART HOWE

1st season with
New York
13th season overall
992-951 (.511)

ALL-TIME SERIES

All-Time Series Record
280-223
At Shea Stadium
112-120
At Dodger Stadium
152-101

2003 SCHEDULE

Dates Site
May 6-8 NY
Aug. 22-24 LA

Switchboard: (718) 507-8497 **Press Box:** (718) 507-6387
Media Relations: (718) 565-4330 **Media Relations FAX:** (718) 639-3619

Chairman, Chief Executive Officer Fred Wilpon
Senior Vice President & General Manager Steve Phillips
VP, Media Relations/Assoc. Team Travel Director. Jay Horwitz, (718) 565-4330
Manager, Media Relations Shannon Dalton, (718) 565-4323
Manager, Corporate and Media Services Stella Fiore, (718) 565-4322
Media Relations Specialist. Ethan Wilson (718) 803-4027
Media Relations Specialist. Chris Tropeano (718) 565-4331

Dodgers' Hotel in New York Westin New York at Times Square
270 W. 43rd Street
New York, NY 10036
(212) 921-9575 (212) 921-9576 FAX

New York's Hotel in Los Angeles Century Plaza
2025 Avenue of the Stars
Los Angeles, CA 90067
(310) 277-2000 (310) 551-3355 FAX

2002 MEETINGS (DODGERS WON SERIES, 4-2)

at Dodger Stadium					at Shea Stadium				
Date	W-L	Score	Winner	Loser	Date	W-L	Score	Winner	Loser
5/13	W	3-2	Carrara	Corey	8/16	W	3-2	Brown	Guthrie
5/14	L	0-3	ASTACIO	Ashby	8/17	W	10-4	Perez	Astacio
5/15	L	0-2	D'AMICO	Ishii	8/18	W	2-1	Ashby	Trachsel

*ALL CAPS denotes complete game

SERIES RECORD BY DECADE

1960s 94-44, .681
1970s 68-52, .567
1980s 50-63, .442
1990s 58-53, .523
2000s 10-11, .476

YEAR-BY-YEAR SERIES RESULTS (1962-2002)

Year	Home	Road	Totals	Year	Home	Road	Totals	Year	Home	Road	Totals	Year	Home	Road	Totals
1962	8-1	8-1	16-2	1973	4-2	3-3	7-5	1984	2-4	1-5	3-9	1995	3-3	3-3	6-6
1963	8-1	8-1	16-2	1974	3-3	2-4	5-7	1985	3-3	4-2	7-5	1996	4-2	4-2	8-4
1964	8-1	7-2	15-3	1975	2-4	4-2	6-6	1986	2-4	1-5	3-9	1997	3-3	3-2	6-5
1965	6-3	6-3	12-6	1976	4-2	3-3	7-5	1987	3-3	3-3	6-6	1998	1-3	2-2	3-5
1966	7-2	5-4	12-6	1977	5-1	3-3	8-4	1988	0-6	1-4	1-10	1999	1-3	3-1	4-4
1967	7-2	5-4	12-6	1978	4-2	3-3	7-5	1989	2-4	3-3	5-7	2000	3-3	1-2	4-5
1968	3-6	4-5	7-11	1979	6-0	3-3	9-3	1990	3-3	2-4	5-7	2001	1-2	1-2	2-4
1969	4-2	0-6	4-8	1980	5-1	2-4	7-5	1991	4-2	3-3	7-5	2002	1-2	3-0	4-2
1970	4-2	3-3	7-5	1981	3-0	2-1	5-1	1992	4-2	1-5	5-7				
1971	3-3	2-4	5-7	1982	3-3	3-3	6-6	1993	4-2	4-2	8-4				
1972	4-2	3-3	7-5	1983	3-2	4-3	7-5	1994	4-2	2-4	6-6				

SERIES FACTS

Last Dodger 3-Game Sweep, at LA Aug. 23-25, 1996
Last Dodger 4-Game Sweep, at LA May 7-10, 1979
Last Dodger 3-Game Sweep, at N.Y. Aug. 16-18, 2002
Last Dodger 4-Game Sweep, at N.Y. Aug. 16-18(2), 1963
Last New York 3-Game Sweep, at LA Aug. 28-30, 1989
Last New York 4-Game Sweep, at LA Never Accomplished
Last New York 3-Game Sweep, at N.Y. Aug. 18-20, 1995
Last New York 4-Game Sweep, at N.Y. Never Accomplished
Largest Crowd at LA 54,092, Aug. 18, 2001
Largest Crowd at N.Y. 57,175, June 13, 1965

Most Runs Scored vs. N.Y. 17, twice, last: 7/14/62 at N.Y.
Most Runs Allowed vs. N.Y. 13, May 16, 1982 at N.Y.
Largest Margin of Victory 14 (17-3), July 14, 1962 at N.Y.
Largest Margin of Defeat 11 (0-11), June 4, 1976 at LA
Longest Winning Streak 11 games, 7/31/63-5/21/64
Longest Losing Streak 9 games, May 18, 1986-Aug. 30, 1986
Last LA Doubleheader Sweep at LA July 24, 1966
Last LA Doubleheader Sweep at N.Y. Aug. 29, 1983
Last N.Y. Doubleheader Sweep at LA Never Accomplished
Last N.Y. Doubleheader Sweep at N.Y. Aug. 28, 1971

OPENINGS



Philadelphia Phillies

National League East
 Veterans Stadium (61,831; turf; 1971)
 3501 S. Broad Street
 Philadelphia, PA 19148
 www.phillies.com



LARRY BOWA

3rd season with
 Philadelphia
 166-157 (.514)
 5th season overall
 247-284 (.465)

ALL-TIME SERIES

All-Time Series Record
 1,038-801
 At Veterans Stadium
 83-95
 At Dodger Stadium
 144-116

2003 SCHEDULE

Dates Site
 April 28-May 1 LA
 July 29-31 PHI

SERIES RECORD BY DECADE

1900s . . . 93-112-1, .454
 1910s . . . 99-110-5, .474
 1920s . . . 133-87-1, .605
 1930s . . . 128-89-2, .590
 1940s . . . 162-58, .736
 1950s . . . 128-92-1, .582
 1960s . . . 106-76, .582
 1970s . . . 63-56, .529
 1980s . . . 55-59, .482
 1990s . . . 61-54, .530
 2000s . . . 12-10, .545

2002 MEETINGS (DODGERS WON SERIES, 4-3)

at Dodger Stadium					at Veterans Stadium				
Date	W-L	Score	Winner	Loser	Date	W-L	Score	Winner	Loser
8/9	W	7-6	Shuey	Timlin	8/2	L	1-3	Silva	Quantrill
8/10	W	10-8	Quantrill	Cormier	8/3	W	8-6(12)	Gagne	Coggin
8/11	L	3-6	Timlin	Shuey	8/4	W	4-3	Daal	Myers
					8/5	L	5-7	Timlin	Shuey

YEAR-BY-YEAR SERIES RESULTS (1958-2002)

Year	Home	Road	Totals	Year	Home	Road	Totals	Year	Home	Road	Totals	Year	Home	Road	Totals
1958	6-5	4-7	10-12	1970	2-4	4-1	6-5	1982	3-3	1-5	4-8	1994	5-1	2-4	7-5
1959	11-0	6-5	17-5	1971	5-1	2-4	7-5	1983	6-0	5-1	11-1	1995	2-4	2-5	4-9
1960	8-3	8-3	16-6	1972	3-3	4-2	7-5	1984	1-5	2-4	3-9	1996	4-3	3-3	7-6
1961	7-4	10-1	17-5	1973	4-2	5-1	9-3	1985	1-5	3-3	4-8	1997	5-1	5-0	10-1
1962	9-0	5-4	14-4	1974	4-2	2-4	6-6	1986	3-3	2-4	5-7	1998	3-3	2-1	5-4
1963	2-7	5-4	7-11	1975	3-3	4-2	7-5	1987	1-5	1-5	2-10	1999	2-1	4-2	6-3
1964	4-5	4-5	8-10	1976	1-5	4-2	5-7	1988	5-1	6-0	11-1	2000	4-2	1-2	5-4
1965	4-5	5-4	9-9	1977	4-2	2-4	6-6	1989	4-2	2-4	6-6	2001	3-0	0-3	3-3
1966	7-2	4-5	11-7	1978	4-2	3-3	7-5	1990	4-2	4-2	8-4	2002	2-1	2-2	4-3
1967	2-7	4-5	6-12	1979	3-3	0-6	3-9	1991	5-1	2-4	7-5				
1968	6-3	4-5	10-8	1980	3-3	3-3	6-6	1992	3-3	2-4	5-7				
1969	4-2	4-2	8-4	1981	1-2	2-1	3-3	1993	1-5	1-5	2-10				

SERIES FACTS

Last Dodger 3-Game Sweep, at LA April 27-29, 2001
 Last Dodger 4-Game Sweep, at LA July 2-4(2), 1962
 Last Dodger 3-Game Sweep, at PHI Aug. 22-24, 1997
 Last Dodger 4-Game Sweep, at PHI Never Accomplished
 Last Philadelphia 3-Game Sweep, at LA June 9-11, 1995
 Last Philadelphia 4-Game Sweep, at LA Aug. 29-Sept 1, 1985
 Last Philadelphia 3-Game Sweep, at PHI Aug. 10-12, 2001
 Last Philadelphia 4-Game Sweep, at PHI Sept. 24-26, 1929
 Largest Crowd at LA 54,365, July 26, 1966
 Largest Crowd at PHI 60,942, July 5, 1976

Most Runs Scored vs. PHI 22, twice, last: 9/23/39(1) at PHI
 Most Runs Allowed vs. PHI 19, Sept. 12, 1961 at LA
 Largest Margin of Victory 18 (22-4), Sept. 23, 1939(1) at PHI
 Largest Margin of Defeat 13 (4-17), Aug. 25, 1995 at PHI
 Longest Winning Streak 15 games, 4/19/45-9/21/45(2)
 Longest Losing Streak 12 games, May 8, 1905-Sept. 16, 1905(1)
 Last LA Doubleheader Sweep at LA July 3, 1992
 Last LA Doubleheader Sweep at PHI Sept. 15, 1967
 Last PHI Doubleheader Sweep at LA July 19, 1970
 Last PHI Doubleheader Sweep at PHI Aug. 21, 1987

Pittsburgh Pirates

National League Central
 PNC Park At North Shore (37,898; grass; 2001)
 115 Federal Street
 Pittsburgh, PA 15212
 www.pittsburghpirates.com



LOYD McCLENDON

3rd season with Pittsburgh
 3rd season overall
 134-189 (.415)

ALL-TIME SERIES

All-Time Series Record
 963-888
 At PNC Park
 7-2
 At Dodger Stadium
 148-104

2003 SCHEDULE

Dates Site
 April 25-27 PIT
 May 2-4 LA

SERIES RECORD BY DECADE

1900s 76-132-3, .365
 1910s 110-105-3, .512
 1920s 97-122-2, .443
 1930s 113-105, .518
 1940s 124-96-1, .564
 1950s 141-79, .641
 1960s 100-82, .549
 1970s 65-55, .542
 1980s 61-53, .535
 1990s 61-50, .550
 2000s 15-9, .625

Switchboard: (412) 323-5000 **Press Box:** (412) 325-4622
Media Relations: (412) 323-5000 **Media Relations FAX:** (412) 325-4413

CEO & Managing General Partner Kevin McClatchy
Senior Vice President & General Manager Dave Littlefield
Assistant General Manager Roy Smith
Traveling Secretary Greg Johnson
Director, Media Relations Jim Trdinich, (412) 325-4728
Manager Media Services Dan Hart, (412) 325-4976
Assistant, Media Relations Patrick O'Connell, (412) 325-4729

Dodgers' Hotel in Pittsburgh Westin Convention Center
 1000 Penn Avenue
 Pittsburgh, PA 15222
 (412) 281-3700 (412) 227-4500 FAX

Pittsburgh's Hotel in Los Angeles Hyatt Regency
 711 S. Hope Street
 Los Angeles, CA 90071
 (213) 683-1234 (213) 629-3230 FAX

2002 MEETINGS (DODGERS WON SERIES, 4-2)

at Dodger Stadium					at PNC Park				
Date	W-L	Score	Winner	Loser	Date	W-L	Score	Winner	Loser
8/6	L	1-3	Fogg	Perez	4/23	W	9-6	Ishii	Anderson
8/7	W	4-0	Ashby	Meadows	4/24	W	5-1	Daal	D. Williams
8/8	W	10-5	Beirne	Anderson	4/25	L	2-3	Fogg	Nomo

YEAR-BY-YEAR SERIES RESULTS (1958-2002)

Year	Home	Road	Totals	Year	Home	Road	Totals	Year	Home	Road	Totals	Year	Home	Road	Totals
1958	4-7	4-7	8-14	1970	3-3	3-3	6-6	1982	3-3	2-4	5-7	1994	2-1	1-2	3-3
1959	7-4	4-7	11-11	1971	1-5	3-3	4-8	1983	3-3	3-3	6-6	1995	4-3	5-1	9-4
1960	4-7	7-4	11-11	1972	3-3	4-2	7-5	1984	2-4	2-4	4-8	1996	3-3	3-3	6-6
1961	6-5	7-4	13-9	1973	5-1	5-1	10-2	1985	4-2	4-2	8-4	1997	4-1	5-1	9-2
1962	5-4	5-4	10-8	1974	4-2	0-6	4-8	1986	4-2	4-2	8-4	1998	4-2	3-3	7-5
1963	7-2	6-3	13-5	1975	2-4	3-3	5-7	1987	4-2	2-4	6-6	1999	1-2	2-4	3-6
1964	4-5	6-3	10-8	1976	5-1	4-2	9-3	1988	3-3	3-3	6-6	2000	2-4	2-1	4-5
1965	4-5	5-4	9-9	1977	6-0	3-3	9-3	1989	4-2	3-3	7-5	2001	2-1	5-1	7-2
1966	5-4	4-5	9-9	1978	5-1	2-4	7-5	1990	3-3	1-5	4-8	2002	2-1	2-1	4-2
1967	4-5	3-6	7-11	1979	1-5	3-3	4-8	1991	3-3	4-2	7-5				
1968	7-2	3-6	10-8	1980	5-1	1-5	6-6	1992	3-3	2-4	5-7				
1969	5-1	3-3	8-4	1981	2-1	3-0	5-1	1993	5-1	3-3	8-4				

SERIES FACTS

Last Dodger 3-Game Sweep, at LA April 11-13, 1995
Last Dodger 4-Game Sweep, at LA June 3-6, 1988
Last Dodger 3-Game Sweep, at PIT July 15-17, 2001
Last Dodger 4-Game Sweep, at PIT Never Accomplished
Last Pittsburgh 3-Game Sweep, at LA Sept. 4-6, 2000
Last Pittsburgh 4-Game Sweep, at LA Never Accomplished
Last Pittsburgh 3-Game Sweep, at PIT May 31-June 2, 1999
Last Pittsburgh 4-Game Sweep, at PIT Never Accomplished
Last LA Doubleheader Sweep at LA Aug. 4, 1964
Last LA Doubleheader Sweep at PIT April 29, 1973
Most Runs Scored vs. PIT 23, July 10, 1943 at BRK
Most Runs Allowed vs. PIT 21, June 20, 1925 at PIT
Largest Margin of Victory 17 (19-2), April 17, 1994 at PIT
Largest Margin of Defeat 16 (5-21), June 20, 1925 at PIT
Longest Winning Streak 13 games, May 4-July 20, 1952
Longest Losing Streak 10 games, July 21, 1910(1)-Aug. 27, 1910
Largest Crowd at LA 54,510, Sept. 16, 1966
Largest Crowd at PIT 48,230, July 18, 1971
Last PIT Doubleheader Sweep at LA Sept. 1, 1965
Last PIT Doubleheader Sweep at PIT July 18, 1971

OPPORTUNITIES

OPPONENTS

St. Louis Cardinals

National League Central
 Busch Stadium (50,354; grass; 1966)
 250 Stadium Plaza
 St. Louis, MO 63102
 www.stlcardinals.com



Switchboard: (314) 421-3060 **Press Box:** (314) 421-3060
Media Relations: (314) 421-3060 **Media Relations FAX:** (314) 982-7399

Chairman of the Board/General Partner William O. Dewitt, Jr.
Vice Chairman Frederick O. Hansen
Secretary/Treasurer Andrew N. Baur
President Mark Lamping
Senior Vice President/General Manager Walt Jocketty
Traveling Secretary C. J. Cherre
Director, Media Relations Brian Bartow, (314) 425-0623
Assistant to Director of Media Relations Brad Hainje, (314) 425-0624
Assistant, Media Relations Melody Yount, (314) 425-0604

Dodgers' Hotel in St. Louis Westin St. Louis
 811 Spruce Street
 St. Louis, MO 63102
 (314) 621-2000 (314) 552-5700 FAX

St. Louis' Hotel in Los Angeles Century Plaza
 2025 Avenue of the Stars
 Los Angeles, CA 90067
 (310) 277-2000 (310) 551-3355 FAX

TONY LA RUSSA
 8th season with
 St. Louis
 604-529 (.533)
 25th season overall
 1,924-1,712 (.529)

ALL-TIME SERIES
 All-Time Series Record
 917-927
 At Busch Stadium
 107-111
 At Dodger Stadium
 128-120

2003 SCHEDULE
 Dates Site
 July 9-10 STL
 July 17-20 LA

SERIES RECORD BY DECADE
 1900s 102-86-5, .543
 1910s 105-104-1, .502
 1920s 101-119, .459
 1930s 91-127-2, .417
 1940s 90-132-5, .405
 1950s 135-85, .614
 1960s 91-91, .500
 1970s 67-53, .558
 1980s 62-56, .525
 1990s 52-55, .486
 2000s 8-13, .381

2002 MEETINGS (DODGERS LOST SERIES, 2-4)

at Dodger Stadium					at Busch Stadium				
Date	W-L	Score	Winner	Loser	Date	W-L	Score	Winner	Loser
7/15	L	2-4	T. Smith	Daal	7/4	L	2-3	T. Smith	Ishii
7/16	L	2-9	Hackman	Nomo	7/5	W	6-5	Perez	Morris
					7/6	W	4-2(11)	Quantrill	Kline
					7/7	L	6-12	Matthews	Daal

YEAR-BY-YEAR SERIES RESULTS (1958-2002)

Year	Home	Road	Totals	Year	Home	Road	Totals	Year	Home	Road	Totals	Year	Home	Road	Totals
1958	7-4	4-7	11-11	1970	2-4	5-1	7-5	1982	3-3	4-2	7-5	1994	1-2	1-2	2-4
1959	6-5	6-5	12-10	1971	3-3	3-3	6-6	1983	5-1	4-2	9-3	1995	3-3	4-2	7-5
1960	7-4	3-8	10-12	1972	4-2	4-2	8-4	1984	3-3	3-3	6-6	1996	4-2	4-2	8-4
1961	7-4	5-6	12-10	1973	5-1	3-3	8-4	1985	4-2	3-3	7-5	1997	2-3	3-3	5-6
1962	2-7	5-4	7-11	1974	2-4	4-2	6-6	1986	4-2	4-2	8-4	1998	2-1	2-4	4-5
1963	5-4	7-2	12-6	1975	2-4	3-3	5-7	1987	2-4	1-5	3-9	1999	2-4	1-2	3-6
1964	6-3	4-5	10-8	1976	6-0	4-2	10-2	1988	4-2	3-3	7-5	2000	1-2	2-4	3-6
1965	5-4	7-2	12-6	1977	5-1	1-5	6-6	1989	3-3	0-6	3-9	2001	2-1	1-2	3-3
1966	4-5	6-3	10-8	1978	3-3	2-4	5-7	1990	2-4	5-1	7-5	2002	0-2	2-2	2-4
1967	4-5	2-7	6-12	1979	3-3	3-3	6-6	1991	4-2	2-4	6-6				
1968	4-5	5-4	9-9	1980	5-1	2-4	7-5	1992	2-4	2-4	4-8				
1969	2-4	1-5	3-9	1981	2-2	3-3	5-5	1993	1-5	5-1	6-6				

SERIES FACTS

Last Dodger 3-Game Sweep, at LA July 4-6, 1988
 Last Dodger 4-Game Sweep, at LA April 29-May 2, 1976
 Last Dodger 3-Game Sweep, at STL Aug. 20-22, 1994
 Last Dodger 4-Game Sweep, at STL Never Accomplished
 Last St. Louis 3-Game Sweep, at LA April 13-15, 1993
 Last St. Louis 4-Game Sweep, at LA July 1-4, 1968
 Last St. Louis 3-Game Sweep, at STL June 23-25, 2000
 Last St. Louis 4-Game Sweep, at STL July 7(2)- 8 (2), 1987
 Largest Crowd at LA 54,514, May 23, 1999
 Largest Crowd at STL 48,395, June 23, 2000
 Most Runs Scored vs. STL 22, July 29, 1936(1) at BRK
 Most Runs Allowed vs. STL 22, July 27, 1918(2) at BRK
 Largest Margin of Victory 16 (20-4), Aug. 30, 1953 at BRK
 Largest Margin of Defeat 18 (2-20), July 24, 1937 at BRK
 Longest Winning Streak 14 games, 6/5/51-822/51(2)
 Longest Losing Streak 9 games, 4 times, 5/12/44-7/29/44(2)
 Last LA Doubleheader Sweep at LA Never Accomplished
 Last LA Doubleheader Sweep at STL July 22, 1956
 Last STL Doubleheader Sweep at LA June 16, 1957
 Last STL Doubleheader Sweep at STL July 8, 1987

OPPONENTS

San Diego Padres

National League West
Qualcomm Stadium (63,890; grass; 1968)
8880 Rio San Diego Drive, Suite 400
San Diego, CA 92108
www.padres.com



BRUCE BOCHY

9th season with
San Diego
9th season overall
630-648 (.493)

ALL-TIME SERIES

All-Time Series Record
294-267
At Qualcomm Stadium
140-138
At Dodger Stadium
154-129

2003 SCHEDULE

Dates	Site
April 3-6	SD
April 15-17	LA
July 1-3	LA
July 7-8	SD
Sept. 12-14	LA
Sept. 22-25	SD

Switchboard: (619) 881-6500 **Press Box:** (619) 584-7210
Media Relations: (619) 881-6510 **Media Relations FAX:** (619) 497-5454

Chairman & CEO John Moores
Vice Chairman Bob Vizas
President, COO Dick Freeman
Executive Vice President & General Manager Kevin Towers
Assistant General Manager Fred Uhlman Jr.
Traveling Secretary Brian Prilman
Director, Media Relations Luis Garcia
Assistant, Media Relations Karen Slaton, (619) 881-6549
Assistant, Media Relations Steve Hoem, (619) 881-6642

Dodgers' Hotel in San Diego Westin Horton Plaza
910 Broadway Circle
San Diego, CA 92101
(619) 239-2200 (619) 239-0509 FAX

San Diego's Hotel in Los Angeles Ritz-Carlton
1401 South Oak Knoll
Pasadena, CA 91106
(626) 568-3900 (626) 568-3700 FAX

2002 MEETINGS (DODGERS WON SERIES, 10-9)

at Dodger Stadium					at Qualcomm Stadium				
Date	W-L	Score	Winner	Loser	Date	W-L	Score	Winner	Loser
4/18	W	5-2	Daal	Tolberg	4/12	W	3-0	Ishii	Jarvis
4/19	W	5-2	Nomo	Lawrence	4/13	L	4-6	Fikac	Quantrill
4/20	W	4-1	Perez	Jones	4/14	L	0-1	Lawrence	Nomo
4/21	L	0-5	Tomko	Ashby	7/22	L	2-5	Lawrence	Perez
7/17	L	0-7	LAWRENCE	Perez	7/23	W	8-6	Carrara	Fikac
7/18	L	1-4	Tomko	Ashby	7/24	L	0-8	Jones	Ishii
9/26	W	6-5	Shuey	Lawrence	9/20	L	4-8	Tomko	Ashby
9/27	W	1-0(10)	Gagne	Fikac	9/21	W	5-3	Nomo	Hoffman
9/28	W	14-2	Beirne	Kersley	9/22	W	4-3	Quantrill	Johnson
9/29	L	0-2	Perez	Alvarez					

*All CAPS denotes complete game

YEAR-BY-YEAR SERIES RESULTS (1969-2002)

Year	Home	Road	Totals	Year	Home	Road	Totals	Year	Home	Road	Totals
1969	8-1	4-5	12-6	1978	7-2	2-7	9-9	1987	6-3	5-4	11-7
1970	6-3	5-4	11-7	1979	6-3	3-6	9-9	1988	5-4	2-7	7-11
1971	4-5	9-0	13-5	1980	7-2	2-7	9-9	1989	3-6	3-6	6-12
1972	6-3	7-2	13-5	1981	3-3	3-2	6-5	1990	6-3	3-6	9-9
1973	2-7	7-2	9-9	1982	6-3	3-6	9-9	1991	5-4	5-4	10-8
1974	8-1	8-1	16-2	1983	2-7	4-5	6-12	1992	4-5	5-4	9-9
1975	6-3	5-4	11-7	1984	5-4	5-4	10-8	1993	5-1	4-3	9-4
1976	3-6	3-6	6-12	1985	4-5	4-5	8-10	1994	5-2	1-2	6-4
1977	5-4	7-2	12-6	1986	3-6	3-6	6-12	1995	4-3	3-3	7-6

SERIES FACTS

Last Dodger 3-Game Sweep, at LA September 26-28, 2002
Last Dodger 4-Game Sweep, at LA Never Accomplished
Last Dodger 3-Game Sweep, at S.D. July 4-6, 1997
Last Dodger 4-Game Sweep, at S.D. June 28-July 1, 2001
Last San Diego 3-Game Sweep, at LA September 17-19, 2001
Last San Diego 4-Game Sweep, at LA June 20-23, 1983
Last San Diego 3-Game Sweep, at S.D. June 29-July 1, 1999
Last San Diego 4-Game Sweep, at S.D. April 15-18, 1982
Largest Crowd at LA 55,110, June 26, 1970
Largest Crowd at S.D. 60,830, June 30, 2001

Most Runs Scored vs. S.D. 19, June 28, 1969 at S.D.
Most Runs Allowed vs. S.D. 14, twice, last: June 27, 1995 at LA
Largest Margin of Victory 19 (19-0), June 28, 1969 at S.D.
Largest Margin of Defeat 12 (2-14), June 10, 1993 at S.D.
Longest Winning Streak . 16 games, Sept. 9, 1973-Sept. 20, 1974
Longest Losing Streak . 10 games, Sept. 22, 1996-June 28, 1997
Last LA Doubleheader Sweep at LA June 19, 1988
Last LA Doubleheader Sweep at S.D. Never Accomplished
Last S.D. Doubleheader Sweep at LA June 17, 1988
Last S.D. Doubleheader Sweep at S.D. Sept. 29, 1983

STATISTICS

OPponents

San Francisco Giants

National League West
 Pacific Bell Park (41,503; grass; 2000)
 24 Willie Mays Plaza
 San Francisco, CA 94107



FELIPE ALOU

1st season with San Francisco
 11th season overall
 691-717 (.491)

ALL-TIME SERIES

All-Time Series Record
 1,008-1,027
 At Pacific Bell Park
 14-10
 At Dodger Stadium
 193-153

2003 SCHEDULE

Dates	Site
April 10-13	SF
April 18-20	LA
June 17-19	LA
June 23-25	SF
Sept. 19-21	LA
Sept. 26-28	SF

SERIES RECORD BY DECADE

1900s	80-127-4	.386
1910s	88-125-3	.413
1920s	106-113-3	.484
1930s	98-120-2	.450
1940s	137-82-2	.626
1950s	117-106	.525
1960s	83-108	.435
1970s	108-72	.741
1980s	95-79	.546
1990s	70-70	.500
2000s	26-24	.520

Switchboard: (415) 972-2000 Press Box: (415) 972-2450
 Media Relations: (415) 972-2448 Media Relations FAX: (415) 947-2800

President Peter A. Magowan
 General Manager Brian Sabean
 Traveling Secretary Reggie Younger, Jr.
 Manager, Media Relations Jim Moorehead, (415) 972-2449
 Manager, Baseball Information Blake Rhodes, (415) 972-2443
 Manager, Media Services & Broadcasting Maria Jacinto, (415) 972-2447
 Assistant, Media Relations Matt Hodson, (415) 972-2441

Dodgers' Hotel in San Francisco Renaissance Parc 55
 55 Cyril Magnin Street
 San Francisco, CA 94102
 (415) 392-8000 (415) 403-6602 FAX

San Francisco's Hotel in Los Angeles Ritz-Carlton
 401 South Oak Knoll Avenue
 Pasadena, CA 91106
 (626) 568-3900 (626) 568-3700 FAX

2002 MEETINGS (DODGERS LOST SERIES, 8-11)

at Dodger Stadium				at Pacific Bell Park					
Date	W-L	Score	Winner	Loser	Date	W-L	Score	Winner	Loser
4/2	L	2-9	Hernandez	Brown	4/9	W	3-0	Nomo	Ortiz
4/3	L	0-12	Ortiz	Nomo	4/10	L	1-2	Nen	Quantrill
4/4	L	0-3	Jensen	Perez	4/11	W	4-3	Daal	Rueter
7/19	L	2-3(12)	Nen	Mota	7/26	W	11-6	Nomo	Ortiz
7/20	W	4-2	Quantrill	Rodriguez	7/27	W	5-1	Daal	Hernandez
7/21	L	4-6	Ortiz	Carrara	7/28	L	1-3	Schmidt	Ashby
9/16	W	7-6	Nomo	Schmidt	9/9	L	5-6	Hernandez	Perez
9/17	L	4-6	Rueter	Daal	9/10	L	2-5	Schmidt	Brown
9/18	L	4-7	Ortiz	Ellis	9/11	W	7-3	Nomo	Rueter
9/19	W	6-3	PEREZ	Hernandez					

*ALL CAPS denotes complete game

YEAR-BY-YEAR SERIES RESULTS (1958-2002)

Year	Home	Road	Totals	Year	Home	Road	Totals	Year	Home	Road	Totals	Year	Home	Road	Totals
1958	4-7	2-9	6-16	1970	4-5	5-4	9-9	1982	4-5	5-4	9-9	1994	2-1	3-4	5-5
1959	5-6	9-2	14-8	1971	5-4	7-2	12-6	1983	3-6	2-7	5-13	1995	5-1	3-4	8-5
1960	6-5	4-7	10-12	1972	6-3	3-6	9-9	1984	6-3	4-5	10-8	1996	4-3	3-3	7-6
1961	7-4	3-8	10-12	1973	5-4	4-5	9-9	1985	6-3	5-4	11-7	1997	4-2	2-4	6-6
1962	7-4	3-7	10-11	1974	5-4	7-2	12-6	1986	5-4	3-6	8-10	1998	4-2	2-4	6-6
1963	6-3	3-6	9-9	1975	6-3	4-5	10-8	1987	5-4	5-4	10-8	1999	4-3	4-2	8-5
1964	4-5	2-7	6-12	1976	3-6	5-4	8-10	1988	6-3	6-3	12-6	2000	3-3	4-2	7-5
1965	5-4	5-4	10-8	1977	6-3	8-1	14-4	1989	7-2	3-6	10-8	2001	6-4	5-4	11-8
1966	5-4	4-5	9-9	1978	6-3	5-4	11-7	1990	4-5	4-5	8-10	2002	3-7	5-4	8-11
1967	3-6	2-7	5-13	1979	8-1	6-3	14-4	1991	5-4	3-6	8-10				
1968	4-5	5-4	9-9	1980	7-2	6-3	13-5	1992	3-6	4-5	7-11				
1969	3-6	2-7	5-13	1981	3-3	4-2	7-5	1993	3-4	4-2	7-6				

SERIES FACTS

Last Dodger 3-Game Sweep, at LA Sept. 25-27, 1989
 Last Dodger 4-Game Sweep, at LA June 22-25, 1995
 Last Dodger 3-Game Sweep, at SF Aug. 11-13, 2001
 Last Dodger 4-Game Sweep, at SF July 1-4, 1997
 Last Giant 3-Game Sweep, at LA April 2-4, 2002
 Last Giant 4-Game Sweep, at LA April 21-24, 1923
 Last Giant 3-Game Sweep, at SF Aug. 9-11, 1991
 Last Giant 4-Game Sweep, at SF June 26-29, 1975
 Largest Crowd at LA 55,185, July 28, 1973
 Largest Crowd at SF 61,389, Sept. 30, 1999

Most Runs Scored vs. SF . . . 19, twice, last: May 26, 1970 at SF
 Most Runs Allowed vs. SF . . . 26, April 30, 1944(t) at NYG
 Largest Margin of Victory . . . 16 (19-3), May 26, 1970 at SF
 Largest Margin of Defeat . . . 18, 3 times, last: 4/30/44(t) at NYG
 Longest Winning Streak . . . 10 games, July 12, 1953-Sept. 6, 1953
 Longest Losing Streak . . . 12 games, Oct. 2, 1937-July 4, 1938(2)
 Last LA Doubleheader Sweep at LA Sept. 6, 1952
 Last LA Doubleheader Sweep at SF July 26, 1988
 Last SF Doubleheader Sweep at LA Sept. 3, 1948
 Last SF Doubleheader Sweep at SF Aug. 30, 1958

Anaheim Angels

American League West
Edison International Field (45,030; grass; 1966)
2000 Gene Autry Way
Anaheim, CA 92806
www.angelsbaseball.com



MIKE SCIOSCIA

4th season with Anaheim
4th season overall
256-230 (.527)

ALL-TIME SERIES

All-Time Series Record
16-16
At Edison Field
7-9
At Dodger Stadium
9-7

2003 SCHEDULE

Date	Site
June 20-22	LA
June 27-29	ANA

Switchboard: (714) 940-2000 **Press Box:** (714) 940-2705
Media Relations: (714) 940-2014 **Media Relations FAX:** (714) 940-2205

President, Anaheim Sports Inc. Jay Rasulo
Vice President & General Manager Bill Stoneman
Vice President, Communications Tim Mead, (714) 940-2003
Traveling Secretary Tom Taylor, (714) 940-2016
Manager, Baseball Information Larry Babcock, (714) 940-2015
Manager, Media Services Nancy Mazmanian, (714) 940-2013
Media Representative Eric Kay, (714) 940-2173
Media Representative Marty Sewell, (714) 940-2176

Dodgers' Hotel in Anaheim Anaheim Marriott Suites
12015 Harbor Blvd.
Garden Grove, CA 92840
(714) 750-1000 (714) 750-9000 FAX

2002 MEETINGS (DODGERS SERIES TIED, 3-3)

at Dodger Stadium					at Anaheim				
Date	W-L	Score	Winner	Loser	Date	W-L	Score	Winner	Loser
6/14	L	4-8	ORTIZ	Ishii	6/28	W	7-5	Carrara	Shields
6/15	W	10-5	Perez	Schoeneweis	6/29	L	0-7	SELE	Ishii
6/16	W	5-4	Carrara	Levine	6/30	L	1-5	Lackey	Perez

SERIES RECORD BY DECADE

1990S 9-5, .643
2000S 7-11, .389

*All CAPS denotes complete game

YEAR-BY-YEAR SERIES RESULTS (1997-2002)

Year	Home	Road	Totals	Year	Home	Road	Totals	Year	Home	Road	Totals	Year	Home	Road	Totals
1997	2-0	2-0	4-0	1999	2-1	2-1	4-2	2001	1-2	1-2	2-4				
1998	1-1	0-2	1-3	2000	1-2	1-2	2-4	2002	2-1	1-2	3-3				

SERIES FACTS

Last Dodger 3-Game Sweep, at LA Never Accomplished
Last Dodger 4-Game Sweep, at LA Never Accomplished
Last Dodger 3-Game Sweep, at ANA Never Accomplished
Last Dodger 4-Game Sweep, at ANA Never Accomplished
Last Anaheim 3-Game Sweep, at LA Never Accomplished
Last Anaheim 4-Game Sweep, at LA Never Accomplished
Last Anaheim 3-Game Sweep, at ANA Never Accomplished
Last Anaheim 4-Game Sweep, at ANA Never Accomplished
Largest Crowd at LA 54,415, June 9, 2001
Largest Crowd at ANA 43,911, July 15, 1999

Most Runs Scored vs. ANA 13, July 17, 1999 at ANA
Most Runs Allowed vs. ANA 8, 3X, last: June 14, 2002 at L.A.
Largest Margin of Victory 10 (13-3), July 17, 1999 at ANA
Largest Margin of Defeat 7, 3X, June 29, 2002 at ANA
Longest Winning Streak 4 games, June 17, 1997-July 3, 1997
Longest Losing Streak 2 games, LA, last: 6/29/02-6/30/02
Last LA Doubleheader Sweep at LA Never Accomplished
Last LA Doubleheader Sweep at ANA Never Accomplished
Last ANA Doubleheader Sweep at ANA Never Accomplished
Last ANA Doubleheader Sweep at ANA Never Accomplished

STATISTICS

OPponents

Chicago White Sox

American League Central
Comiskey Park (47, 098; grass; 1991)
333 West 35th Street
Chicago, IL 60616
www.whitesox.com



Switchboard: (312) 674-1000 **Press Box** (312) 674-5190
Public Relations: (312) 674-5300 **Public Relations FAX:** (312) 674-5116

Chairman Jerry Reinsdorf
Senior Vice President, General Manager Ken Williams
Assistant General Manager Rick Hahn
Executive Advisor to the General Manager Roland Hemond
Manager, Team Travel Ed Cassin
Director, Public Relations Scott Reifert, (312) 674-5302
Assistant Director, Media Relations Bob Beghtol, (312) 674-5303
Manager, Corporate Communications Katie Kirby, (312) 674-5304
Coordinator, Media Relations Eric Phillips, (312) 674-5306
Coordinator, Public Relations Vivian Stalling, (312) 674-5300

Chicago's Hotel in Los Angeles Westin Century Plaza
2025 Avenue of the Stars
Los Angeles, CA 90067
(310) 277-2000 (310) 551-3355 FAX


JERRY MANUEL
6th season with Chicago
6th season overall
414-395 (512)

ALL-TIME SERIES
All-Time Series Record
0-0
At Comiskey Park
0-0
At Dodger Stadium
0-0

2003 SCHEDULE
Dates Site
June 6-8 LA

Cleveland Indians

American League Central
Jacobs Field 43,368; grass; 1994)
2401 Ontario Street
Cleveland, OH 44115
www.indians.com



Switchboard: (216) 420-4200 **Press Box:** (216) 420-4654
Public Relations: (216) 420-4380 **Public Relations FAX:** (216) 420-4396

President & CEO Lawrence J. Dolan
Executive Vice President, General Manager Mark Shapiro
Vice President, Public Relations Bob DiBiasio
Assistant General Manager, Scouting Operations John Mirabelli
Assistant General Manager Neal Huntington
Assistant General Manager Chris Antonetti
Director, Team Travel Mike Seghi, (216) 420-4303
Director, Media Relations Bart Swain, (216) 420-4386
Mgr. Media Relations, Adm. & Credentials Susie Giuliano, (216) 420-4388
Manager, Media Relations Curtis Danburg, (216) 420-4390
Coordinator, Media Relations Jeff Sibel, (216) 420-4391

Dodgers' Hotel in Cleveland Marriott Downtown at Key Center
127 Public Square
Cleveland, OH 44114
(216) 696-9200 (216) 696-0966 FAX

ERIC WEDGE
1st season with Cleveland
1st season overall

ALL-TIME SERIES
All-Time Series Record
0-0
At Jacobs Field
0-0
At Dodger Stadium
0-0

2003 SCHEDULE
Dates Site
June 13-15 CLE

OPponents

Detroit Tigers

American League Central
Comerica Park (40,120; grass; 2000)
2100 Woodward Avenue
Detroit, MI 48201
www.detroittigers.com



Switchboard: (313)471-2000 **Press Box:** (313)471-2103
Media Relations: (313)471-2114 **Media Relations FAX:** (313)471-2138

President, CEO and General Manager David Dombrowski
Traveling Secretary Bill Brown
Senior Director, Communications Cliff Russell (313)471-2122
Manager, Media Relations Jim Anderson (313)471-2349

Dodgers' Hotel in Detroit Ritz-Carlton Dearborn
300 Town Center Drive
Dearborn, MI 48126
(313) 441-2000 (313) 441-2051 FAX



ALAN TRAMMELL

1st season with
Detroit
1st season overall

ALL-TIME SERIES

All-Time Series Record
0-0
At Comerica Park
0-0
At Dodger Stadium
0-0

2003 SCHEDULE

Dates	Site
June 10-12	DET

Kansas City Royals

American League Central
Kauffman Stadium (40,793; grass; 1973)
1 Royal Way
Kansas City, MO 64129
www.kcroysals.com



Switchboard: (816)921-8000 **Press Box:** (816)921-8000 Ext.4920
Media Relations: (816)504-4361 **Media Relations FAX:** (816)921-5775

Chairman David D. Glass
President Dan Glass
Vice President and General Manager Allard Baird
Manager of Team Travel Jeff Davenport
Vice President, Broadcasting and Public Relations David Witty
Director, Media Relations Aaron Babcock, (816) 504-4362
Manager, Media Relations Lora Grosshans, (816) 504-4360
Manager, Broadcast & Media Services Chris Stathos, (816) 504-4361

Kansas City's Hotel in Los Angeles Century Plaza
2025 Avenue of the Stars
Los Angeles, CA 90067
(310) 277-2000 (310) 551-3355 FAX



TONY PEÑA

2nd season with
Kansas City
2nd season overall
49-77 (.389)

ALL-TIME SERIES

All-Time Series Record
0-0
At Kauffman
0-0
At Dodger Stadium
0-0

2003 SCHEDULE

Dates	Site
June 3-5	LA

OPPONENTS



MAJOR LEAGUE BASEBALL®

2003 DIRECTORY – MAJOR LEAGUE BASEBALL OFFICE OF THE COMMISSIONER

245 Park Avenue • New York, NY 10167 • (212) 931-7800

Senior Vice President, Public Relations, Rich Levin • Office (212) 931-7878

Vice President, Club Relations & Scheduling, Katy Feeny • Office (212) 931-7706

Vice President, Club Relations, Phyllis Merhige • Office (212) 931-7616

Director, Media Relations, Pat Courtney • Office (212) 931-7898

AMERICAN LEAGUE DIRECTORY

TAMPA BAY DEVIL RAYS

Tropicana Field
One Tropicana Drive
St. Petersburg, FL 33705
(727) 825-3242
Chris Costello
Director of Media Relations

BOSTON RED SOX

Fenway Park
4 Yawkey Way
Boston, MA 02215
(617) 375-0919
Kevin Shea
Director of Communications

OAKLAND ATHLETICS

Network Associates Coliseum
7000 Coliseum Way
Oakland, CA 94621
(510) 638-4900
Jim Young
Director of Public Relations

TORONTO BLUE JAYS

SkyDome
One Blue Jays Ways, Suite 3200
Toronto, Ontario M5V1J1
(416) 341-1303
Jay Stenhouse
Director of Communications

MINNESOTA TWINS

Metrodome
34 Kirby Puckett Place
Minneapolis, MN 55415
(612) 375-1366
Sean Harlin
Media Relations Manager

SEATTLE MARINERS

SAFECO Field
1250 First Avenue
Seattle, WA 98134
(206) 346-4000
Tim Hevly
Director of Baseball Information

BALTIMORE ORIOLES

Oriole Park at Camden Yards
333 West Camden Street
Baltimore, MD 21201
(410) 547-6150
Bill Stetka
Public Relations Director

NEW YORK YANKEES

Yankee Stadium
Bronx, NY 10451
(718) 579-4460
Rick Cerrone
Media Relations Director

TEXAS RANGERS

The Ballpark in Arlington
1000 Ballpark Way, Suite 400
Arlington, TX 76011
(817) 273-5203
John Blake
Senior V.P., Communications

LAST TRADE WITH EACH MAJOR LEAGUE CLUB

NATIONAL LEAGUE

Team	Received	Traded	Date
Arizona	—	—	—
Atlanta	Andrew Brown, Brian Jordan, Odalis Perez	Gary Sheffield	1/15/02
Chicago	Derek Thompson	Cash considerations	12/16/02
Cincinnati	Kenny Lutz	Juan Castro	4/1/00
Colorado	Jason Romano	Luke Allen	1/27/03
Florida	Kevin Orie	Cash considerations	11/12/99
Houston	Daryle Ward	Ruddy Lugo	1/25/03
Milwaukee	Tyler Houston, Brian Mallette	Ben Diggins, Shane Nance	7/23/02
Montreal	Guillermo Mota, Wilkin Ruan	Matt Herges, Jorge Nunez	3/23/02
New York	Todd Hundley, Arnold Gooch	Charles Johnson, Roger Cedeno	12/1/98
Philadelphia	Omar Daal	Jesus Cordero, Eric Junge	11/9/01
Pittsburgh	Terry Mulholland	Adrian Burnside, Mike Fetters	7/31/01
St. Louis	John Tudor	Pedro Guerrero	8/16/88
San Diego	Widd Workman	Jim Bruske	7/23/98
San Francisco	Alex Trevino	Candy Maldonado	12/11/85

AMERICAN LEAGUE

Team	Received	Traded	Date
Anaheim	Ellie Rodriguez	Orlando Alvarez	3/21/76
Baltimore	Mike Trombley	Kris Foster, Geronimo Gil	7/31/01
Boston	Glenn Hoffman	Bill Bartels	8/17/87
Chicago	James Baldwin	Jeff Barry, Onan Masaoka, Gary Majewski	7/26/01
Cleveland	Paul Shuey	Francisco Cruceta, Ricardo Rodriguez Terry Mulholland	7/28/02
Detroit	Tom Farmer, Jason Frasor	Hiram Bocachica	7/25/02
Kansas City	Billy Brewer	Jose Offerman	12/17/95
Minnesota	Kevin Tapani, Mark Guthrie	Greg Hansell, Jose Parra, Ron Coomer	7/31/95
New York	Jim Leyritz	Jose Vizcaino	6/20/00
Oakland	Stan Javier	Willie Randolph	5/13/90
Seattle	Scott Prouty	Eric Weaver	10/12/98
Texas	Steve Allen, David Lynch	Jim Poole	12/29/90
Tampa Bay	Player to be named	Mike Judd	3/28/01
Toronto	Cesar Izturis, Paul Quantrill	Luke Prokopec, Chad Ricketts	12/12/01

Note: Trade involves Major League roster.



Buy
the gear.



Wear
the gear.



Be
the fan.



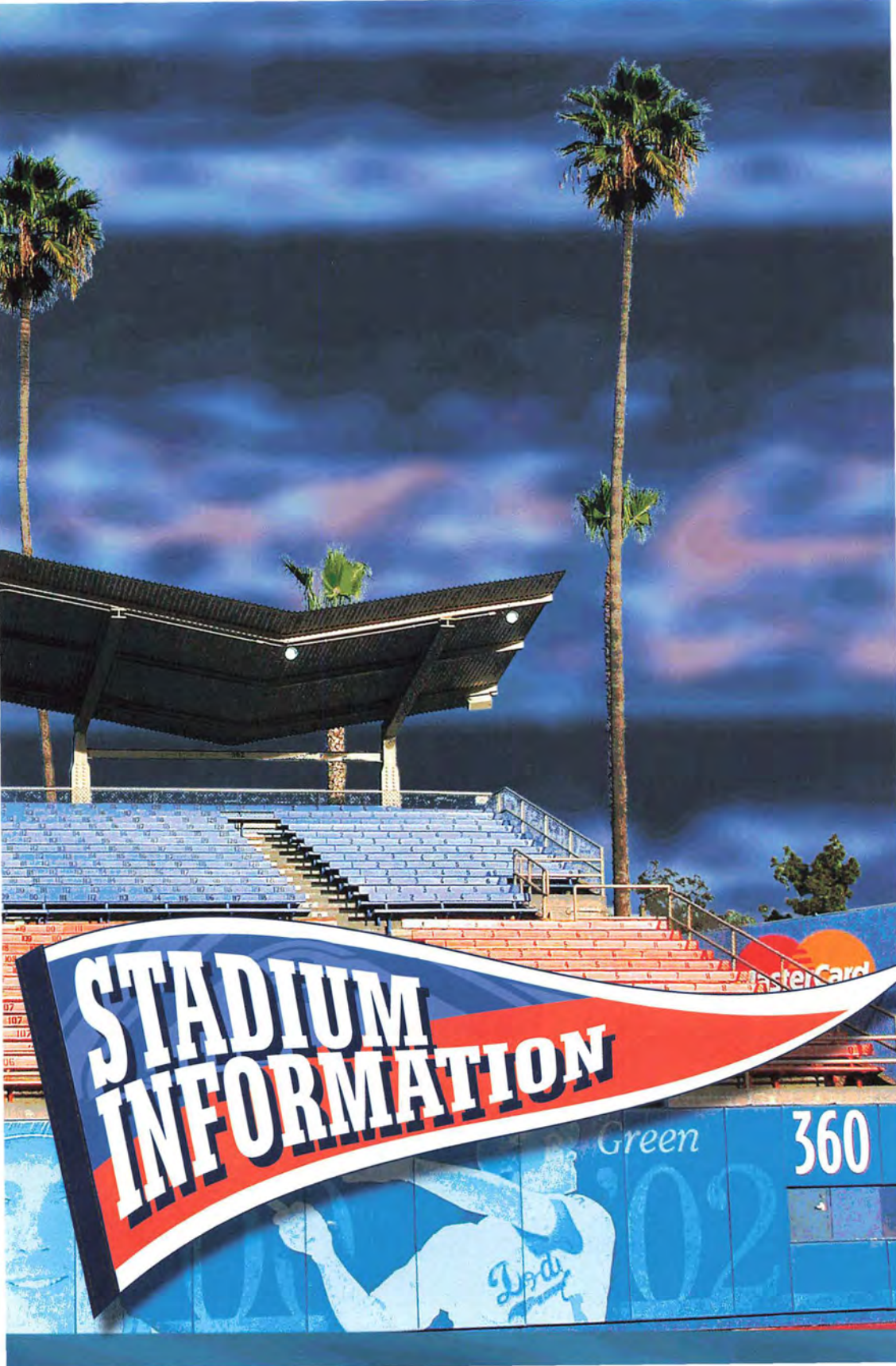
Shop
dodgers.com

Go to the Official Site of the LA Dodgers
and click on "Shop."

Los Angeles

dodgers.com, for all things baseball

Dodgers



STADIUM INFORMATION

MasterCard

Green

360



Dodger Stadium

It began with Dodger President Walter O'Malley's vision nearly five decades ago and remains one of the crown jewels in professional sports and a landmark to West Coast expansion in Major League Baseball.

Since 1962, the beauty of Dodger Stadium has awed spectators with a breath-taking view of downtown Los Angeles to the south; green, tree-lined Elysian hills to the north and east; and the San Gabriel Mountains beyond.

The 56,000-seat Dodger Stadium has parking for 16,000 automobiles on 21 terraced lots adjacent to the same elevations as the six different seating levels.

More than 3,400 trees cover the 300 acres of beautiful landscape, which is maintained by a full-time staff of gardeners. The Dodgers employ a full-time grounds crew and maintenance staff that keeps all aspects of the stadium in immaculate condition throughout the season making Dodger Stadium one of the best maintained facilities in the country.

In January 1999, the Dodgers announced a program of investment and limited renovation of Dodger Stadium to help make it more economically competitive with other ballparks across the nation. By the start of the 2000 season, the Dodgers added new field level seats down the foul lines beyond the dugouts and a new expanded dugout section with an adjacent club area. In addition, suites were added on the Club Level to provide amenities that are now available at every other Major League ballpark. This year a new scoreboard, DodgerVision video board and cutting edge control room were added to enhance the overall fan experience.

The Dodgers installed a brand new state-of-the-art grass field after the conclusion of the 1995 season for the first time since the stadium opened in 1962. Prescription Athletic Turf (PAT), created and installed by the Cincinnati-based Motz Group, used the latest agronomic and engineering technology to manage field moisture through controlled drainage and irrigation. The 100,000 square feet of bermuda grass is grown on pure sand, beneath which a vacuum chamber is laid over a water-tight plastic barrier that forcibly extracts water during heavy rains. New moisture gauges monitor the field's water level in coordination with a microprocessor that controls drainage functions. A computer controller has the ability to reverse the scenario and subirrigate when the sand's moisture reading drops below the optimal level.

More than 110 million fans have watched Dodger games at Dodger Stadium over 40 years, an average of more than 2.7 million fans per season. Dodger fans have witnessed 3,176 regular-season games at Dodger Stadium, including a 1,814-1,362 (.571) record posted by the Dodgers. In 1978, Dodger Stadium became the first ballpark to host more than three million fans in a season when the Dodgers drew 3,347,845 in attendance. Following another three-million attendance mark in 1980, the Dodgers set the all-time Major League season attendance record in 1982, drawing 3,608,881 fans. Toronto, Colorado and Atlanta have since topped that mark, but the Dodgers can also boast seasons of more than three million in attendance from 1983-86, 1990-91, 1993 and 1996-2002. Seven of the top 25 NL single-season attendance marks have been recorded at Dodger Stadium.

During the 20th century, the only privately-financed ballparks in Major League Baseball were Yankee Stadium (built in 1923) and Dodger Stadium. Walter O'Malley and architect Emil Praeger set the stage for baseball's most popular



and beautiful showplace when they began designing the Dodgers' new home after moving to Los Angeles in 1958. The stadium opened its doors on April 10, 1962 and the Dodgers won their first game at their new home the next day on April 11 when they defeated the Cincinnati Reds, 6-2. The Dodgers drew 2,755,184 fans at Dodger Stadium during its inaugural season.

Since then, Dodger Stadium has hosted eight World Series and the Dodgers have won four World Championships (1963, 1965, 1981 and 1988), eight NL pennants (1963, 1965, 1966, 1974, 1977, 1978, 1981, 1988), eight NL Western Division crowns (1974, 1977, 1978, 1981, 1983, 1985, 1988, 1995) and one NL Wild Card berth (1996).

The stadium hosted the Major League Baseball All-Star Game in 1980 and the Olympic Games' baseball competition in 1984. The eight-team competition during the 1984 Olympic Games marked baseball's greatest involvement in the Olympic Games to that point.

The Olympic spirit returned to Los Angeles again in 1991, as Dodger Stadium hosted the Opening Ceremonies for the United States Olympic Festival. Later that summer, the stadium showcased the top amateur baseball players from around the world in the second annual International Baseball Association World All-Star Game.

Dodger Stadium has been the site of several non-baseball major events, Pope John Paul II celebrated Mass at Dodger Stadium on Sept. 16, 1987. Entertainers such as KISS, The Rolling Stones, The Beatles, The Bee Gees, Elton John, Simon and Garfunkel, Michael Jackson, David Bowie, Genesis, Eric Clapton, U2 and the Dave Matthews Band have also performed at the stadium. Dodger Stadium also staged one of the world's greatest entertainment events in 1994 when internationally renowned tenors Jose Carreras, Placido Domingo and Luciano Pavarotti reunited for a spectacular concert performance "Encore - The Three Tenors" with conductor Zubin Mehta.

In its early years, Dodger Stadium even staged other sporting events such as boxing, a basketball game featuring the world-renowned Harlem Globetrotters and a ski-jumping exhibition. From 1962-65, the American League's California (now Anaheim) Angels called Dodger Stadium home.

But the one constant has been Los Angeles Dodgers baseball and in 2003, for the 42nd season, this grand ballpark will continue to welcome fans of all ages, as the storied tradition continues.

DODGER STADIUM RAINOUTS

The 17th rainout in Dodger Stadium history occurred on April 17, 2000, marking the last rainout and the only Dodger home game to be rained out during the 2000 season. In 1999 the Dodgers also had one home game washed out (April 11, 1999), ending the club's record 856-game consecutive streak without a rainout. Prior to that, the Dodgers' last home rainout was three consecutive games against the San Diego Padres April 19-21, 1988, the first consecutive games washed out since moving to Dodger Stadium. Prior to 1976, the Dodgers were rained out only once - against the St. Louis Cardinals on April 21, 1967. The 1967 rainout ended a streak of 737 consecutive games at Dodger Stadium without a postponement. The second home rainout, on April 12, 1976, stopped a string of 724 straight games.

- | | | |
|---------------------------------|------------------------------------|----------------------------------|
| 1. April 21, 1967 vs. St. Louis | 7. Aug. 17, 1977 vs. San Francisco | 13. April 19, 1988 vs. San Diego |
| 2. April 12, 1976 vs. San Diego | 8. April 15, 1978 vs. Atlanta | 14. April 20, 1988 vs. San Diego |
| 3. Sept. 10, 1976 vs. Atlanta | 9. Sept. 5, 1978 vs. San Francisco | 15. April 21, 1988 vs. San Diego |
| 4. Sept. 11, 1976 vs. Atlanta | 10. April 11, 1982 vs. San Diego | 16. April 11, 1999 vs. Colorado |
| 5. May 8, 1977 vs. Philadelphia | 11. Aug. 18, 1983 vs. New York | 17. April 17, 2000 vs. Houston |
| 6. May 9, 1977 vs. Philadelphia | 12. Sept. 24, 1986 vs. San Diego | |

RAINOUTS BY MONTH

Month:	April	May	June	July	Aug.	Sept.	Oct.
Number of Rainouts:	9	2	0	0	2	4	0
Average Monthly Rain in LA:	1.17"	0.23"	0.03"	**	0.12"	0.27"	0.21"

**The average monthly rainfall in Los Angeles during July is an infinite number too small to calculate.

PRE-GAME TIMES AT DODGER STADIUM

Game Time	12:10 p.m.	1:10 p.m.	5:10 p.m.	7:10 p.m.
Auto Gates Open	10:10 a.m.	11:10 a.m.	3:10 p.m.	5:10 p.m.
Stadium Gates Open	10:40 a.m.	11:40 a.m.	3:40 p.m.	5:40 p.m.
Dodger Batting Practice	9:20 a.m.-	10:20 a.m.-	2:20 p.m.-	4:20 p.m.-
Visiting Batting Practice	10:45 a.m.-	11:45 a.m.-	3:45 p.m.-	5:45 p.m.-
Dodger Infield	11:25 a.m.-	12:25 p.m.-	4:25 p.m.-	6:25 p.m.-
Visiting Infield	11:35 a.m.-	12:35 p.m.-	4:35 p.m.-	6:35 p.m.-
First Pitch	11:45 a.m.	12:45 p.m.	4:45 p.m.	6:45 p.m.
	12:10 p.m.	1:10 p.m.	5:10 p.m.	7:10 p.m.

DODGER TICKETS

Tickets at Dodger Stadium

Order Line: (323) 224-1-HIT
 FAX: (323) 224-2609
 TDD/TTY: (323) 224-1833
 General
 Information: (323) 224-1500
 Address: Dodger Stadium Lot #2
 1000 Elysian Park Ave.
 Los Angeles, CA 90012

Ticket Window open 9 a.m.-5 p.m. Monday through Saturday between the months of March and September

Tickets by Mail:

Send checks or money orders, payable to:
 Los Angeles Dodgers
 File #51100
 Los Angeles, CA 90074-1100
 (Please add \$5 for handling and mailing of each order)

Dodger Dollars (Gift Certificates):

Redeemable for Dodger tickets, souvenirs and food concessions. Available in denominations of \$5 and \$10.

Single-Game Ticket Prices:

Location	Season	Single-Game
Premium Field		\$43 -
Premium Inner Loge		\$35 -
Inner Field		\$33 -
Club		\$32 -
Inner Loge		\$29 -
Middle Field		\$28/\$24 \$35
Middle Loge		\$23/\$18 \$25
Outer Field		\$16 \$22
Inner Reserve		\$14 \$17
Outer Loge		\$13 \$17
Outer Reserve		\$10 \$10
Pavilion/Top Deck		\$6 \$6

Top Deck and Pavilion seats for children 12 and under are \$4 when purchased at Dodger Stadium 90 minutes prior to game time.

3 & under get in free.

DODGERVISION

DodgerVision, the large video display system which rises above the left field pavilion, is the hub of the entertainment fans enjoy at Dodger Stadium, serving as a complement to game action with replays, highlights, features, interactive games, information and statistics. DodgerVision went through a major upgrade over this past off season. Daktronics, Inc. was chosen to provide new video, scoring and electronic display control equipment for Dodger Stadium. The \$3.8 million project includes a large ProStar video display board, a large monochrome LED matrix display and a new control system. When the initial video board, a Mitsubishi Diamond Vision, made its debut at the 1980 All-Star Game at Dodger Stadium, it was the first full-color display board in existence.

The 2003 ProStar VideoPlus display measures 27' high and 48' wide and has been installed in the existing structure behind left field. A large Galaxy LED display has replaced the existing scoreboard in right field, installed when Dodger Stadium opened in 1962, although the familiar look will remain unchanged. However, the new scoreboard will have much more to offer than its predecessor. In addition to serving as the scoreboard, this new amber 22' high by 71' wide LED display, will also be used for the display of game information and statistics, as well as a wide variety of graphics and animation.

Located in the press box area, the DodgerVision control room, which has been completely revamped and updated, includes Venus 7000 controllers, V-Link video processors, V-Play digital video/audio servers, DakStats baseball statistics software and Sports Wire interface for the real-time display of out-of-town game scores.

The DodgerVision crew is also responsible for providing the music heard throughout Dodger Stadium as well as the programming for the matrix boards on the facades of the Loge Level. A team of 22 people is required to run the DodgerVision operation each game.

DODGER STADIUM FENCES

Height of Fence: 8 feet (2.45 meters)	Center Field: 395 feet (120 meters)
Left Field: 330 feet (101 meters)	Right Center Field: 385 feet (117 meters)
Left Center Field: 385 feet (117 meters)	Right Field: 330 feet (101 meters)

DODGER STADIUM GROUND RULES


LEFT-AND-RIGHT-FIELD FOUL POLES - The ball is IN PLAY when it hits below railing (white section of foul pole). Any ball hitting foul pole above railing (yellow section) is considered a HOME RUN.

DUGOUTS - The television wells, photography wells and dugouts are considered bench. Any ball that strikes any forward facing dugouts is considered IN PLAY.

BACKSTOP SCREEN - Any ball striking guide wire supporting backstop is considered OUT OF PLAY.

DODGER STADIUM SEATING DIAGRAM

Left and Right Field Pavilions



Top Deck

DODGER STADIUM PARKING LOT MAP





LOS ANGELES DODGERS HOME/ROAD ATTENDANCE TOTALS

Year	Home	Road	Totals	Year	Home	Road	Totals
1958	1,845,556	1,160,807	3,006,363	1982	3,608,881	2,250,191	5,859,072
1959	2,071,045	1,294,229	3,365,274	1983	3,510,313	2,237,213	5,747,526
1960	2,253,887	1,380,121	3,634,008	1984	3,134,824	1,934,559	5,069,383
1961	1,804,250	1,249,762	3,054,012	1985	3,264,593	1,941,348	5,205,941
1962	2,755,184	1,593,665	4,348,849	1986	3,023,208	2,076,746	5,099,954
1963	2,538,602	1,834,842	4,373,444	1987	2,797,409	2,120,811	4,918,220
1964	2,228,751	1,562,734	3,791,485	1988	2,980,262	2,155,348	5,135,610
1965	2,553,577	1,918,669	4,472,246	1989	2,944,653	2,169,018	5,113,671
1966	2,617,029	2,141,212	4,758,241	1990	3,002,396	2,116,857	5,119,253
1967	1,664,362	1,363,072	3,027,434	1991	3,348,170	2,487,408	5,835,578
1968	1,581,093	2,221,463	3,802,556	1992	2,473,266	2,193,909	4,667,175
1969	1,784,527	1,452,790	3,237,317	1993	3,170,393	2,663,857	4,834,250
1970	1,697,142	1,337,513	3,034,655	1994	2,279,355	2,068,070	4,347,425
1971	2,064,594	1,612,453	3,677,047	1995	2,766,251	1,917,189	4,683,440
1972	1,860,858	1,440,746	3,301,604	1996	3,188,454	2,371,007	5,559,461
1973	2,136,192	1,533,268	3,669,460	1997	3,319,504	2,579,741	5,899,245
1974	2,632,474	1,856,296	4,488,770	1998	3,089,201	2,641,382	5,730,583
1975	2,539,349	1,702,150	4,241,499	1999	3,095,346	2,621,265	5,716,611
1976	2,386,301	1,524,059	3,910,360	2000	3,010,819	2,678,742	5,689,561
1977	2,955,087	1,974,298	4,929,385	2001	3,017,502	2,665,752	5,683,254
1978	3,347,845	2,146,359	5,494,204	2002	3,131,255	2,450,537	5,581,792
1979	2,860,954	2,081,745	4,942,699	Coliseum	7,974,738	5,084,919	13,059,657
1980	*3,249,287	2,062,369	*5,311,656	Dodger Stad.	111,990,555	82,911,537	194,902,092
1981	2,381,292	1,210,884	3,592,176	Totals	119,965,293	87,996,456	207,961,749

The 1980 attendance total includes a one-game playoff. **Bold indicates all-time Dodger high.** The attendance totals for 1974, 1977, 1978, 1981, 1983, 1985, 1988, 1995 and 1996 do not include playoff series. The 1994 season was cut short on Aug. 12 by a players' strike. The 1995 season began late due to the 1994-95 players' strike.

TOP 10 REGULAR-SEASON CROWDS AT DODGER STADIUM

Crowd	Date	Club	Score	Day-Time	Crowd	Date	Club	Score	Day-Time
1. 55,185	July 28, 1973	Giants	0-5	Sat-D	6. 54,858	Aug. 31, 1963	Giants	3-4 ⁽¹²⁾	Sat-N
2. 55,110	June 26, 1970	Padres	4-1	Fri-N	7. 54,849	Aug. 30, 1963	Giants	3-1	Fri-N
3. 54,993	Sept. 7, 1966	Giants	2-3 ⁽¹²⁾	Wed-N	8. 54,769	Sept. 5, 1966	Giants	4-1	Mon-D
4. 54,978	Aug. 29, 1963	Giants	11-1	Thurs-N	9. 54,731	July 4, 1999	Giants	7-1	Sun-N
5. 54,859	July 4, 1994	Expos	1-5	Mon-N	10. 54,709	May 25, 1994	Cubs	7-6	Wed-N

On May 7, 1959, the Dodgers and Yankees played before an exhibition crowd of 93,103 at the Los Angeles Coliseum in honor of Roy Campanella, the highest single game attendance mark for a Major League contest.

TOP 10 POSTSEASON GAME CROWDS AT DODGER STADIUM

Crowd	Date	Club	Score	Day-Time	Crowd	Date	Club	Score	Day-Time
1. 56,246	Oct. 24, 1981	Yankees	8-7	Sat-D	8. 55,989	Oct. 13, 1974	Athletics	3-2	Sun-D
2. 56,236	Oct. 23, 1981	Yankees	5-4	Fri-D	9. 55,985	Oct. 17, 1978	Yankees	2-7	Tue-D
3. 56,115	Oct. 25, 1981	Yankees	2-1	Sun-D	10. 55,983	Oct. 10, 1981	Astros*	2-1	Sat-D
4. 56,051	Oct. 16, 1988	Athletics	6-0	Sun-D	55,983	Oct. 15, 1988	Athletics	5-4	Sat-N
5. 55,997	Oct. 10, 1978	Yankees	11-5	Tue-D					
6. 55,995	Oct. 15, 1977	Yankees	2-4	Sat-D					
7. 55,992	Oct. 14, 1977	Yankees	3-5	Fri-N					

* Division Series

DODGER STADIUM ATTENDANCE HIGHS

	Day	Night	Doubleheader		Day	Night	Doubleheader
Monday:	54,769	54,859	50,997	Friday:	46,910	55,110	40,740
	San Francisco	Montreal	Cincinnati		San Francisco	San Diego	St. Louis
	Sept. 5, 1966	July 4, 1994	May 31, 1965		April 12, 1985	June 26, 1970	Aug. 25, 1967
Tuesday:	53,529	54,365	47,966	Saturday:	52,636	55,185	52,831
	St. Louis	Philadelphia	Philadelphia		Cincinnati	San Francisco	Cincinnati
	April 13, 1993	July 26, 1966	July 26, 1977		May 28, 1977	July 28, 1973	June 23, 1973
Wednesday:	45,693	54,993	47,271	Sunday:	54,340	54,556	53,856
	San Francisco	San Francisco	San Diego		San Francisco	Colorado	Cincinnati
	Oct. 3, 1962*	Sept. 7, 1966	June 30, 1982		Oct. 3, 1993	July 29, 2001	July 7, 1963
Thursday:	51,022	54,978	24,397	* Playoff			
	San Francisco	San Francisco	San Diego				
	April 7, 1977	Aug. 29, 1963	Sept. 25, 1986				
	Day	Night	Doubleheader				

DODGER STADIUM SERIES HIGHS

2-Game Series

1. 107,851	Mariners	Aug. 30-31, 1997
2. 106,429	Giants	June 10-11, 1963
3. 106,121	Reds	May 17-18, 1976
4. 104,922	Padres	April 13-14, 1976
5. 102,427	Reds	Sept. 14-15, 1977

3-Game Series

1. 162,376	Cardinals	May 21, 22, 23, 1999
2. 162,122	Giants	Sept. 5-6-7, 1966
3. 159,541	Padres	Sept. 27-28-29, 1996
4. 158,580	Reds	May 27-28-29, 1977
5. 158,410	Giants	June 17-18-19, 1966

4-Game Series

1. 218,948	Giants	Aug. 29, Sept. 1, 1963
2. 214,643	Giants	Sept. 3-4-5-6, 1962
3. 207,618	Reds	Aug. 8-9-10-11, 1977
4. 207,570	Giants	Aug. 10-11-12-13, 1978
5. 202,997	Braves	Aug. 5-6-7-8, 1983

Big Weekends

1. 164,685	Giants	Aug. 30, Sept. 1, 1963
2. 159,541	Padres	Sept. 27-29, 1996
3. 158,580	Reds	May 27-29, 1977
4. 158,410	Giants	June 17-19, 1966
5. 157,985	Giants	July 4-6, 1975

CLUB-BY-CLUB ATTENDANCE RECORDS

Club	Angels	Astros	Athletics	Braves
2-Game Series	87,381	94,446	95,022	95,783
	July 17-18, 1997	July 10-11, 1980	Aug. 28-29, 1997	Sept. 29-30, 1982
3-Game Series	147,770	152,936	108,392	148,223
	June 4-6, 1999	April 9, 11-12, 1981	June 9-11, 2000	Sept. 20-22, 1991
4-Game Series	-	199,193	-	202,997
	-	Oct. 3-6, 1980	-	Aug. 5-8, 1982
Club	Brewers	Cardinals	Cubs	Diamondbacks
2-Game Series	67,457	83,139	96,686	66,811
	July 18-19, 2001	June 10-11, 1996	Aug. 11-12, 1997	June 19-20, 2001
3-Game Series	118,929	162,376	150,256	129,944
	Aug. 4-6, 2000	May 21-23, 1999	Aug. 3-5, 2001	July 30-Aug. 1, 1999
4-Game Series	143,424	185,368	185,249	164,722
	Sept. 24-27, 1998	July 18-21, 1985	July 15-18, 1965	Sept. 20-23, 2001
Club	Expos	Giants	Mariners	Marlins
2-Game Series	77,048	106,429	107,851	81,097
	June 18-19, 1980	June 10-11, 1963	Aug. 30-31, 1997	June 7-8, 1993
3-Game Series	146,225	162,122	138,677	127,495
	Apr. 30-May 2, 1982	Sept. 5-7, 1966	July 9-11, 1999	Apr. 5-7, 1994
4-Game Series	135,130	218,948	-	172,153
	Aug. 29-31, 1980	Aug. 29-Sept. 1, 1963	-	April 11-14, 1996

CLUB-BY-CLUB ATTENDANCE RECORDS

Club	Mets	Padres	Phillies	Pirates
2-Game Series	72,160	104,922	90,278	82,290
	July 24-25, 1977	April 13-14, 1976	May 6-7, 1977	Aug. 1-2, 1962
3-Game Series	151,606	159,541	149,845	147,878
	May 15-17, 1981	Sept. 27-29, 1996	July 19-21, 1974	May 16-18, 1980
4-Game Series	188,758	189,233	188,871	183,390
	June 2-5, 1983	April 19-22, 1984	Aug. 24-27, 1978	June 20-23, 1991
Club	Rangers	Reds	Rockies	
2-Game Series	85,900	106,121	61,414	
	June 30-July 1, 1997	May 17-18, 1976	Apr. 30-May 1, 1996	
3-Game Series	99,256	158,580	153,091	
	June 7-9, 1999	May 27-29, 1977	Sept. 19-21, 1999	
4-Game Series	--	207,618	171,917	
	--	Aug. 8-11, 1977	June 29-July 2, 1995	

TOP 50 NATIONAL LEAGUE ATTENDANCE MARKS

The 2002 season marked the 30th consecutive season the Dodgers drew more than two million fans at Dodger Stadium (1973-2002) and the 37th time overall – the most by any Major League team.

The Dodgers established a then NL record when they drew 3,608,881 fans in 1982 and also the third-largest total at the time with 3,348,170 fans in 1991. The NL implemented a new attendance counting system in 1993 and the Rockies recorded the largest single-season total in Major League history with 4,483,350 fans in their first Major League season. Through the 1992 season, attendance figures in the NL were counted by the number of fans in attendance and the AL counted total tickets sold. Both leagues currently count total tickets sold.

The Dodgers hold the Major League record for drawing more than three million on 17 occasions. The Dodgers became the first team to play before five million fans in a season – combining home and road totals – in 1978 when the total reached 5,494,204. The Dodgers have since played in front of more than five million 17 more times, including a franchise-best 5,899,245 in 1997.

The Dodgers have averaged more than 2.65 million fans a season since coming to Los Angeles in 1958. The Dodgers hit the million mark in 22 dates in 1981, the two million mark in 46 dates in 1982 and the three million mark in 67 dates in 1982 – all three established then Major League records. Following are the top 50 NL home attendance marks:

1. Colorado	4,483,350	1993	19. Atlanta	3,284,897	1999	37. St. Louis	3,082,000	1989
2. Colorado	3,891,014	1996	20. Colorado	3,281,511	1994	38. Atlanta	3,077,400	1992
3. Colorado	3,888,453	1997	21. San Francisco	3,277,244	2001	39. St. Louis	3,072,122	1987
4. Atlanta	3,884,720	1993	22. Los Angeles	3,264,593	1985	40. Florida	3,064,847	1993
5. Colorado	3,789,347	1998	23. Los Angeles	3,249,287	1980	41. Houston	3,056,139	2000
6. Los Angeles	3,608,881	1982	24. Atlanta	3,234,301	2000	42. N.Y. Mets	3,055,445	1988
7. Arizona	3,600,412	1998	25. St. Louis	3,225,334	1999	43. N.Y. Mets	3,034,124	1987
8. Los Angeles	3,510,313	1983	26. Arizona	3,200,725	2002	44. Los Angeles	3,023,208	1986
9. Colorado	3,481,065	1999	27. St. Louis	3,194,092	1998	45. Arizona	3,019,654	1999
10. Atlanta	3,464,488	1997	28. Los Angeles	3,188,454	1996	46. Los Angeles	3,017,502	2001
11. Colorado	3,390,037	1995	29. Los Angeles	3,170,393	1993	47. St. Louis	3,011,756	2002
12. Atlanta	3,361,350	1998	30. Colorado	3,159,385	2001	48. Los Angeles	3,010,819	2000
13. Los Angeles	3,348,170	1991	31. Philadelphia	3,137,674	1993	49. Los Angeles	3,002,396	1990
14. Los Angeles	3,347,845	1978	32. Los Angeles	3,134,824	1984	50. Los Angeles	2,980,262	1988
15. St. Louis	3,336,493	2000	33. Los Angeles	3,131,077	2002			
16. Los Angeles	3,319,504	1997	34. St. Louis	3,113,091	2001			
17. San Francisco	3,253,205	2002	35. Los Angeles	3,095,346	1999			
18. Colorado	3,285,710	2000	36. Los Angeles	3,089,201	1998			

DODGER STADIUM FIRSTS

Game:	April 10, 1962 (Cincinnati Reds 6, Dodgers 3).
American League Game:	April 17, 1962, Los Angeles Angels vs. Kansas City (Athletics win, 5-3).
Dodger victory:	April 11, 1962 (Dodgers 6, Cincinnati 2)
Pitch:	Johnny Podres, Dodgers vs. Cincinnati, April 10, 1962
Batter:	Eddie Kasko, Cincinnati vs. Dodgers, April 10, 1962
Winning Pitcher:	Bob Purkey, Cincinnati, April 10, 1962
Losing Pitcher:	Johnny Podres, Dodgers, April 10, 1962
Winning Dodger Pitcher:	Sandy Koufax, vs. Cincinnati, April 11, 1962, complete game, 6-2.

Dodger Lineup

April 10, 1962 vs. Cincinnati:	Maury Wills	SS
	Jim Gilliam	2B
	Wally Moon	LF
	Duke Snider	RF
	John Roseboro	C
	Ron Fairly	1B
	Daryl Spencer	3B
	Willie Davis	CF
	Johnny Podres	P



Opening Day April 10, 1962

Hit:	Eddie Kasko, Cincinnati, April 10, 1962, double to lead off game
Hit by a Dodger:	Duke Snider, April 10, 1962 vs. Cincinnati, single to lead off second inning.
Double by a Dodger:	Ron Fairly, April 10, 1962 vs. Cincinnati, fourth inning
Triple:	Daryl Spencer, Dodgers vs. Cincinnati, April 10, 1962, ninth inning.
Home Run:	Wally Post, Cincinnati, April 10, 1962, seventh inning, off Johnny Podres.
Home Run by a Dodger:	Jim Gilliam, April 11, 1962 vs. Cincinnati, third inning off Moe Drabowsky.
Home Run Out of Stadium:	Willie Stargell, Pittsburgh, Aug. 6, 1969 off Alan Foster.
Grand Slam Home Run:	Brooks Robinson, Baltimore vs. Angels, May 6, 1962, off Ken McBride.
Grand Slam by a Dodger:	Willie Davis, July 2, 1962 (1st gm) vs. Cincinnati, 4th inning off Jack Hamilton.
Run Scored:	Eddie Kasko, Cincinnati, April 10, 1962, first inning.
Run Scored by a Dodger:	Jim Gilliam, April 10 vs. Cincinnati, fourth inning.
Run Batted In:	Vada Pinson, Cincinnati, April 10, 1962, first inning.
Base on Balls:	Tommy Harper, Cincinnati, April 10, 1962, second inning.
Base on Balls by a Dodger:	John Roseboro, April 10, 1962, second inning.
Strikeout:	Gordy Coleman, Cincinnati, April 10, 1962, by Johnny Podres, second inning.
Strikeout by a Dodger batter:	Daryl Spencer, April 10, 1962, by Bob Purkey, Cincinnati, seventh inning.
Sacrifice bunt:	Cookie Rojas, Cincinnati, April 10, 1962, first inning.
Sacrifice fly:	Gordy Coleman, Cincinnati, April 11, 1962.
Stolen Base:	John Roseboro, Dodgers vs. Cincinnati, April 11, 1962.
Hit Batsman:	John Roseboro, Dodgers vs. Cincinnati, April 10, 1962 (by Bill Henry).
No-Hitter:	Bo Belinsky, Los Angeles Angels, May 5, 1962 vs. Baltimore, 2-0.
No-Hitter by a Dodger:	Sandy Koufax, June 30, 1962 vs. New York Mets, 5-0.
Perfect Game:	Sandy Koufax, Sept. 9, 1965 vs. Chicago Cubs, 1-0.
No-Hitter by a Dodger Opponent:	Dennis Martinez, Montreal, July 28, 1991, perfect game, 2-0.
Shutout:	Jim Kaat, Minnesota vs. Los Angeles Angels, April 22, 1962, 5-0.
Shutout by a Dodger:	Sandy Koufax, June 18, 1962 vs. St. Louis, 1-0.
Shutout by a Dodger Opponent:	Al McBean, Pittsburgh, April 29, 1962 (second game), 1-0.
Wild Pitch:	Sandy Koufax, Dodgers vs. Cincinnati, April 11, 1962
Balk:	Moe Drabowsky, Cincinnati, April 11, 1962.
Extra-Inning Game:	April 19, 1962, 12 innings, Los Angeles Angels 6, Kansas City Athletics 4.
Extra-Inning Dodger Game:	May 1, 1962, 16 innings, Dodgers 6, Chicago Cubs 5.
World Series Game:	Dodgers vs. New York Yankees, Oct. 5, 1963 (Game 3, Dodgers win, 1-0).
NL Championship Series Game:	Dodgers vs. Pittsburgh, Oct. 8, 1974 (Game 3, Pirates win, 7-0).
Division Series Game:	Dodgers vs. Houston, Oct. 9, 1981 (Game 3, Dodgers win, 6-1).
Rainout:	April 14, 1963, Los Angeles Angels vs Chicago White Sox
Dodger rainout:	April 27, 1967, vs. St. Louis
Doubleheader:	April 29, 1962, Dodgers swept by Pittsburgh
Exhibition game:	April 6, 1963, Dodgers vs. Los Angeles Angels
Interleague game:	June 17, 1997, Dodgers 4, Anaheim Angels 3

TUNE IN TO KWKW 1330 AND LISTEN TO
DODGER BASEBALL IN SPANISH ALL SEASON LONG.



KWKW
1330 **AM**

SINTONIZA A KWKW 1330 Y ESCUCHA BEISBOL DE
LOS DODGERS EN ESPAÑOL DURANTE LA TEMPORADA.

Budweiser
KING OF BEERS®

 **TOYOTA**




Jaime Jarrin

HALL OF FAME BROADCASTER



Pepe Yñiguez

BROADCASTER



**SPRING
TRAINING**

Dodgertown

For more than half a century, Dodgertown in Vero Beach, FL has been the training grounds of future Hall of Famers and the starting point to several generations of Dodger ballplayers.

The 2003 spring training season marks the Dodgers' 55th year at Dodgertown and the 51st season of Holman Stadium, which opened in 1953.

This year, Dodgertown is sporting a new look following a major offseason renovation project to upgrade the facility, including a multi-use 30,000-square foot building erected beyond the right-field fence at Holman Stadium. The building includes a Major League clubhouse, a 1,200-square foot physical therapy/weight room, meeting rooms, a video room, press room, kitchen, doctor's offices and executive and administration offices. In addition, four indoor batting/pitching tunnels, six pitching mounds and a bunting area were also added as part of the renovation.

The Dodgers first set up camp in Vero Beach in 1948 at the invitation of local businessman Bud Holman after the city needed a tenant to occupy the former World War II naval air station. For his efforts, the Dodgers named their spring training stadium after Holman. The 6,500-seat Holman Stadium opened on March 11, 1953 against the Philadelphia Athletics.

The original concept of Dodgertown was to provide a classroom environment for players and coaches with enough land so personnel could discuss baseball at any point in the day. Because there were so many Dodger minor league ball clubs, many affiliates and working groups were assigned different colored uniforms to help keep drills and other daily itineraries on schedule.

Dodgertown has undergone many changes through the years since 1948 when 600 players participated in the first spring training at the complex. A modern 90-unit housing facility replaced the old military barracks in 1972. A 23,000 square-foot administration building was constructed in 1974 on the site of the former headquarters building. The structure includes a Major League clubhouse, minor league clubhouse, medical department, dining room, kitchen, main lobby, broadcasting studio, photo dark room, interview room, lounge, media workroom, two training rooms, two equipment rooms and a commercial laundry room.

In 1990, Dodgertown unveiled a new 15,000 square-foot, multi-purpose building that houses four indoor batting tunnels, an exercise room containing the latest in training equipment, a video room to be used by Dodger instructors as a teaching area and baseball administrative offices for Dodger executives during spring training. The offices are also used as meeting rooms for conferences throughout the year.

Dodger personnel also have the use of a swimming pool, basketball court, four all-weather tennis courts, game room and movie theater.

Dodgertown was the only privately owned training camp in the country, which includes 45 residences on the golf course perimeter and a conference center. Since 1965, the Dodgers have purchased 450 acres from the city of Vero Beach. On Aug. 30, 2001, the local community of Indian River County and the City of Vero Beach purchased the 60-plus acres of baseball-related land for \$19 million. Portions of the funding were used for the recent renovation.

In 2001, Dodgertown became the hub of the minor league organization with virtually year-round baseball activities. In addition to spring training, the facility is home to the Single-A Vero Beach Dodgers, extended spring training, June rookie camp, the Rookie-level Gulf Coast League Dodgers and Fall Instructional League.

Dodgertown is also home to the Dodgers' minor league rehabilitation program. The program services players throughout the organization who are sent to rehabilitate various injuries.

Dodgertown remains open throughout the year as a conference center. The conference center is designed to provide the proper environment for business meetings and the most intensive learning objectives. There are 20 specially designed meeting rooms, featuring the latest in audio-visual equipment. The recreation program includes golf, tennis, baseball, swimming, basketball, volleyball and jogging trails. Dodgertown has more than 250 employees and can accommodate up to 180 conferees.

International visits have become a tradition at Dodgertown. The Dodgers have hosted a professional team from Asia on 13 different occasions. Most recently the Osaka Buffaloes of the Japanese League trained at Dodgertown in the fall of 2002. The Samsung Lions professional baseball team from Taegu, Korea trained at Dodgertown in 1985, 1992, 1993, 1996 and 1997. In addition to the Lions' five visits, the Tokyo Giants trained in Vero Beach in 1961, 1967, 1971, 1975 and 1981. The Chunichi Dragons from Nagoya, Japan trained at Dodgertown in 1988. The Sinon Bulls became the first Taiwanese team to train at Dodgertown when they began a week of workouts in February 1999.

In February 1996, the Dodgers welcomed a baseball team from Hanyang University in Seoul, Korea, marking the first time a Korean university team trained in the United States and the second time overall an amateur college



team trained at Dodgertown. Waseda University, one of Japan's leading universities, was the first university to join Dodger players and staff at Vero Beach in 1995.

The Dodgers have also entertained representatives from all over the world, including hosting the Nigerian National Youth Team in 1992.

Dodgertown has been utilized as training grounds by numerous NFL teams, including the Philadelphia Eagles in preparation for the playoffs in 1995, the Kansas City Chiefs, Buffalo Bills, New Orleans Saints, New England Patriots, Cleveland Browns and the Green Bay Packers. Dodgertown became the home to the University of Miami football team prior to its regular season opener after Hurricane Andrew devastated the Florida coast in 1993. The Ohio State Buckeyes trained at Dodgertown prior to the 1995 Citrus Bowl.

The 2003 season will mark the 24th year that Vero Beach has served as the summer home of the Dodgers' Single-A Florida State League affiliate. In one of the smallest towns in the country with a professional baseball club (population 17,350), the Vero Beach Dodgers set the club attendance record after drawing 95,300 fans over 63 home games in 1991. Holman Stadium was the site of the 1991 Florida State League All-Star Game.

Since 1983, Dodgertown has also hosted the twice-yearly Dodgers Adult Baseball Camps, featuring instruction from former Dodger stars of the past. This February, the 40th such camp was held.

2002 DODGER SPRING TRAINING BATTING STATISTICS

Player	AVG.	G	AB	R	H	2B	3B	HR	RBI	BB	SO	SB	CS
Abercrombie, R.	.500	2	2	0	1	0	0	0	0	0	1	1	0
Allen, Luke	.286	6	7	0	2	0	0	0	1	1	2	0	0
Bell, Ricky	.000	1	4	0	0	0	0	0	0	0	1	0	0
Beltre, Adrian	.258	23	62	10	16	2	0	3	6	6	9	0	0
Betzold, Jim	.000	1	1	0	0	0	0	0	0	0	1	0	0
Bichette, Dante	.190	16	42	3	8	2	0	2	4	2	6	0	0
Bledsoe, Hunter	.000	1	3	0	0	0	0	0	0	0	0	0	0
Bocachica, Hiram	.294	24	51	10	15	5	2	1	6	4	8	2	0
Branson, Jeff	.077	23	26	0	2	1	0	0	3	3	8	0	0
Chen, Chin-Feng	.250	4	4	1	1	0	0	0	1	1	1	0	0
Chikazawa	.000	1	1	0	0	0	0	0	0	0	0	1	0
Christensen, M.	.286	20	35	4	10	1	1	0	1	2	6	1	1
Clapinski, Chris	.000	2	2	0	0	0	0	0	0	0	1	0	0
Collins, Michael	.000	1	1	0	0	0	0	0	0	0	1	0	0
Cora, Alex	.318	21	44	6	14	4	0	0	5	7	6	1	0
Crosby, Bubba	.333	2	3	0	1	1	0	0	0	1	1	0	0
Duplissee, Bill	.000	1	1	0	0	0	0	0	0	0	1	0	0
Encarnacion, A.	.277	18	22	3	5	0	0	0	3	0	1	0	0
Essian, Jim	1.000	1	1	1	1	0	0	0	0	0	0	0	0
Goodwin, Tom	.216	15	37	5	8	1	0	0	3	3	6	2	0
Green, Shawn	.145	20	55	6	8	2	0	1	6	3	17	0	0
Grisson, M.	.250	20	56	7	14	4	1	1	8	3	12	2	0
Grudzielanek, M.	.250	13	36	3	9	0	0	0	2	3	4	0	1
Hansen, Dave	.308	22	39	5	12	3	0	1	3	3	5	0	0
Hiatt, Phil	.325	20	40	8	13	2	0	4	8	1	7	0	0
Hill, Koyie	.250	14	16	2	4	1	0	1	2	1	6	0	0
Ingram, Garey	.333	1	3	0	1	1	0	0	0	0	0	0	0
Izturis, Cesar	.267	24	75	12	20	3	1	1	6	2	7	3	1
Jordan, Brian	.302	20	53	4	16	5	0	3	14	0	7	1	1
Karros, Eric	.190	22	63	2	12	3	0	0	5	4	8	0	0
Kellner, Ryan	.000	1	1	0	0	0	0	0	0	0	0	0	0
Kelly, Roberto	.133	10	15	1	2	0	0	0	0	1	4	0	0
King, Brennan	.000	2	1	0	0	0	0	0	0	0	1	0	0
Kinkade, Mike	.278	21	36	5	10	1	0	1	5	1	6	1	0
Kreuter, Chad	.290	15	31	5	9	1	0	1	5	8	12	0	1
Lo Duca, Paul	.292	17	48	7	14	3	0	2	14	1	3	0	0
Matthews, L.	.000	1	1	0	0	0	0	0	0	0	0	0	0
McCrotty, Will	---	1	0	1	0	0	0	0	0	0	0	0	0
Nunez, Jorge	.250	14	16	0	4	1	0	0	0	1	3	0	0
Reboulet, Jeff	.273	22	44	10	12	2	0	1	7	7	7	0	1
Repko, Jason	.000	1	1	0	0	0	0	0	0	0	1	0	0
Riggs, Eric	.000	1	1	0	0	0	0	0	0	0	0	0	0
Roberts, Dave	.364	23	44	11	16	3	0	0	5	10	5	7	2
Ross, David	.444	10	9	2	4	0	0	1	2	3	1	0	0



2002 Dodger Spring Training Batting Statistics Continued...

2002 DODGER SPRING TRAINING BATTING STATISTICS

Theodorou, Nick	.000	1	1	0	0	0	0	0	0	0	0	0	0	0	0
Thurston, Joe	.182	11	11	0	2	0	0	0	0	1	4	0	0	0	0
Victorino, Shane	.000	1	1	0	0	0	0	0	0	0	0	0	0	0	0
Whiten, Mark	.250	14	28	6	7	2	0	1	5	0	4	0	0	0	0
DODGERS	.254	33	1112	141	282	56	5	25	131	84	197	21	8		
OPPONENTS	.273	33	1166	167	318	59	5	35	151	79	210	17	8		

2002 DODGER SPRING TRAINING PITCHING STATISTICS

PLAYER	W	L	ERA	G	GS	CG	SHO	SV	INN	H	R	ER	BB	SO
Aldred, Scott	0	0	0.00	1	0	0	0	0	1.0	0	0	0	0	0
Alvarez, Victor	0	0	36.00	1	0	0	0	0	1.0	4	4	4	1	1
Ashby, Andy	0	3	4.57	6	4	0	0	0	21.2	27	12	11	3	8
Beirne, Kevin	1	0	2.25	4	0	0	0	0	4.0	5	1	1	0	3
Bones, Ricky	0	0	2.25	11	0	0	0	1	12.0	15	4	3	5	9
Brown, Kevin	1	2	3.07	5	5	0	0	0	14.2	17	11	5	3	16
Carrara, Giovanni	0	0	3.77	11	0	0	0	0	14.1	15	7	6	1	9
Colyer, Steve	0	0	0.00	1	0	0	0	0	1.0	1	0	0	1	1
Corey, Bryan	0	0	1.50	11	0	0	0	1	12.0	6	2	2	3	4
Daal, Omar	2	2	6.00	7	4	0	0	0	24.0	29	16	16	6	20
Ellis, Robert	0	0	2.25	4	0	0	0	0	8.0	9	3	2	3	7
Gagne, Eric	0	0	0.47	9	2	0	0	0	19.0	8	5	1	3	19
Gulin, Lindsay	0	0	0.00	2	0	0	0	0	2.2	1	3	0	2	2
Harrell, Tim	0	0	6.75	1	0	0	0	0	1.1	1	1	1	1	1
Herges, Matt	0	1	9.00	8	0	0	0	0	9.0	19	12	9	1	5
Ishii, Kazuhisa	1	2	12.96	4	3	0	0	0	8.1	15	12	12	10	10
Johnson, Mike	0	0	2.70	3	0	0	0	0	3.1	6	1	1	2	5
McCrotty, Will	0	0	0.00	1	0	0	0	0	1.0	1	0	0	0	0
Mota, Danny	0	0	0.00	3	0	0	0	1	3.1	3	3	0	1	3
Mota, Guillermo	0	1	45.00	2	0	0	0	0	1.0	5	7	5	1	0
Mulholland, Terry	0	3	2.96	9	5	0	0	0	24.1	20	10	8	4	9
Nance, Shane	0	0	0.00	1	0	0	0	0	1.0	1	0	0	0	2
Nomo, Hideo	3	1	1.80	6	6	0	0	0	25.0	20	5	5	7	17
Orosco, Jesse	0	0	0.00	11	0	0	0	0	12.0	4	2	0	3	12
Perez, Odalis	3	1	3.91	6	4	0	0	0	23.0	27	11	10	3	16
Quantrill, Paul	1	0	4.61	13	0	0	0	0	13.2	16	10	7	4	6
Roberts, Rick	0	0	9.00	1	0	0	0	0	1.0	2	1	1	0	0
Rodriguez, Ricardo	0	0	15.43	2	0	0	0	0	2.1	4	5	4	2	1
Roque, Rafael	0	0	4.50	2	0	0	0	0	2.0	3	2	1	1	1
Spencer, Stan	0	0	0.00	6	0	0	0	0	6.0	5	0	0	2	6
Springer, Dennis	0	0	8.10	3	0	0	0	0	3.1	6	3	3	0	0
Trombley, Mike	0	0	3.27	10	0	0	0	0	11.0	13	5	4	4	9
Williams, Jeff	0	1	13.50	5	0	0	0	0	4.2	6	7	7	2	5
Williams, Todd	0	0	18.00	1	0	0	0	0	1.0	4	2	2	0	3
DODGERS	12	17	3.96	33	33	0	0	3	293.0	318	167	129	79	210
OPPONENTS	17	12	3.77	33	33	0	2	8	294.0	282	141	123	84	197

SPRING TRAINING

LOS ANGELES DODGERS SPRING TRAINING RESULTS 1958-2002

Year	Won	Lost	Tie	Pct.	Home Attend.	Home Games	Year	Won	Lost	Tie	Pct.	Home Attend.	Home Games
1958	15	16	0	.484	9,218	3	1982	12	12	0	.500	59,573	11
1959	12	10	0	.545	11,022	4	1983	11	17	0	.393	65,815	13
1960	12	10	0	.545	10,080	4	1984	13	13	0	.500	62,739	11
1961	13	15	0	.464	N/A	N/A	1985	16	11	0	.593	70,939	13
1962	18	12	0	.600	13,461	5	1986	12	16	1	.658	84,428	15
1963	12	15	0	.444	18,214	6	1987	12	15	0	.444	72,491	12
1964	9	16	0	.360	17,515	6	1988	21	11	0	.656	72,899	15
1965	17	11	0	.607	20,507	7	1989	16	16	0	.500	78,903	14
1966	10	16	0	.385	10,407	4	1990	8	4	0	.667	22,640	5
1967	11	16	0	.407	16,244	7	1991	15	18	0	.455	84,551	13
1968	14	13	0	.519	14,018	5	1992	12	18	0	.400	85,332	14
1969	12	13	0	.480	9,531	10	1993	13	16	1	.450	55,031	12
1970	17	8	0	.680	15,113	8	1994	15	15	0	.500	75,987	13
1971	13	9	0	.591	17,648	10	1995	*21/7	*8/5	0	.683	47,228	21
1972	10	7	0	.588	14,437	6	1996	17	9	0	.654	62,066	13
1973	15	12	0	.556	17,639	7	1997	13	11	1	.540	61,991	13
1974	17	7	0	.708	20,355	7	1998	18	10	1	.638	56,941	14
1975	19	9	0	.679	31,478	9	1999	21	9	1	.694	65,191	13
1976	10	3	0	.769	17,458	5	2000	12	18	0	.400	69,593	16
1977	17	7	0	.708	33,617	9	2001	18	13	2	.581	56,398	13
1978	10	14	0	.417	45,256	10	2002	12	17	4	.414	66,318	15
1979	13	10	0	.565	52,935	10	Totals	616	543	12	.531	1,888,178	442
1980	10	7	1	.583	39,629	9	Home attendance does not include spring games played at Dodger Stadium. N/A - Not available						
1981	12	14	0	.462	55,342	12	*March 2 - April 1/April 13-24						

TOP 10 HOLMAN STADIUM SPRING CROWDS

Rank	Total	Date	Opponent	Rank	Total	Date	Opponent
1.	9,028	3-10-91	N.Y. Mets	6.	8,103	3-23-86	Cincinnati
2.	8,908	4-03-91	N.Y. Mets	7.	8,051	3-20-84	Atlanta
3.	8,418	3-15-92	N.Y. Mets	8.	7,988	3-28-89	N.Y. Yankees
4.	8,207	4-01-91	Cincinnati	9.	7,987	3-23-86	N.Y. Mets
5.	8,200	3-17-79	N.Y. Yankees	10.	7,931	3-20-88	N.Y. Mets

Spring training home opener high: 7,903 vs. N.Y. Mets, March 5, 1989
Largest season total: 85,332 in 1992
Largest season average: 6,504 in 1991

Jim and Dearie Mulvey Award Winners (Top Rookies at Dodgertown): Cesar Izturis 2002, Luke Prokopec 2001, Tony Mota 2000, Onan Masaoka 1999, Paul Konerko 1998, Wilton Guerrero 1997, Todd Hollandsworth 1996, Jay Kirkpatrick 1995, Antonio Osuna 1995, Raul Mondesi 1994, Mike Piazza 1993, Mike Piazza 1992, Eric Karros 1991, Jim Neidlinger 1990, Chris Gwynn 1989, Craig Shipley 1988, Mike Ramsey 1987, Reggie Williams 1986, Sid Bream 1985, German Rivera 1984, Orel Hershiser 1983, Mike Marshall 1982, Fernando Valenzuela 1981, Rudy Law 1980, Pedro Guerrero 1979, Bob Welch 1978, Rick Sutcliffe 1977, Glenn Burke 1976, Rick Rhoden 1975, Jerry Royster 1974, Eddie Solomon 1973, Steve Yeager 1972, Bob Darwin 1971, Bill Buckner 1970, Ted Sizemore 1969.

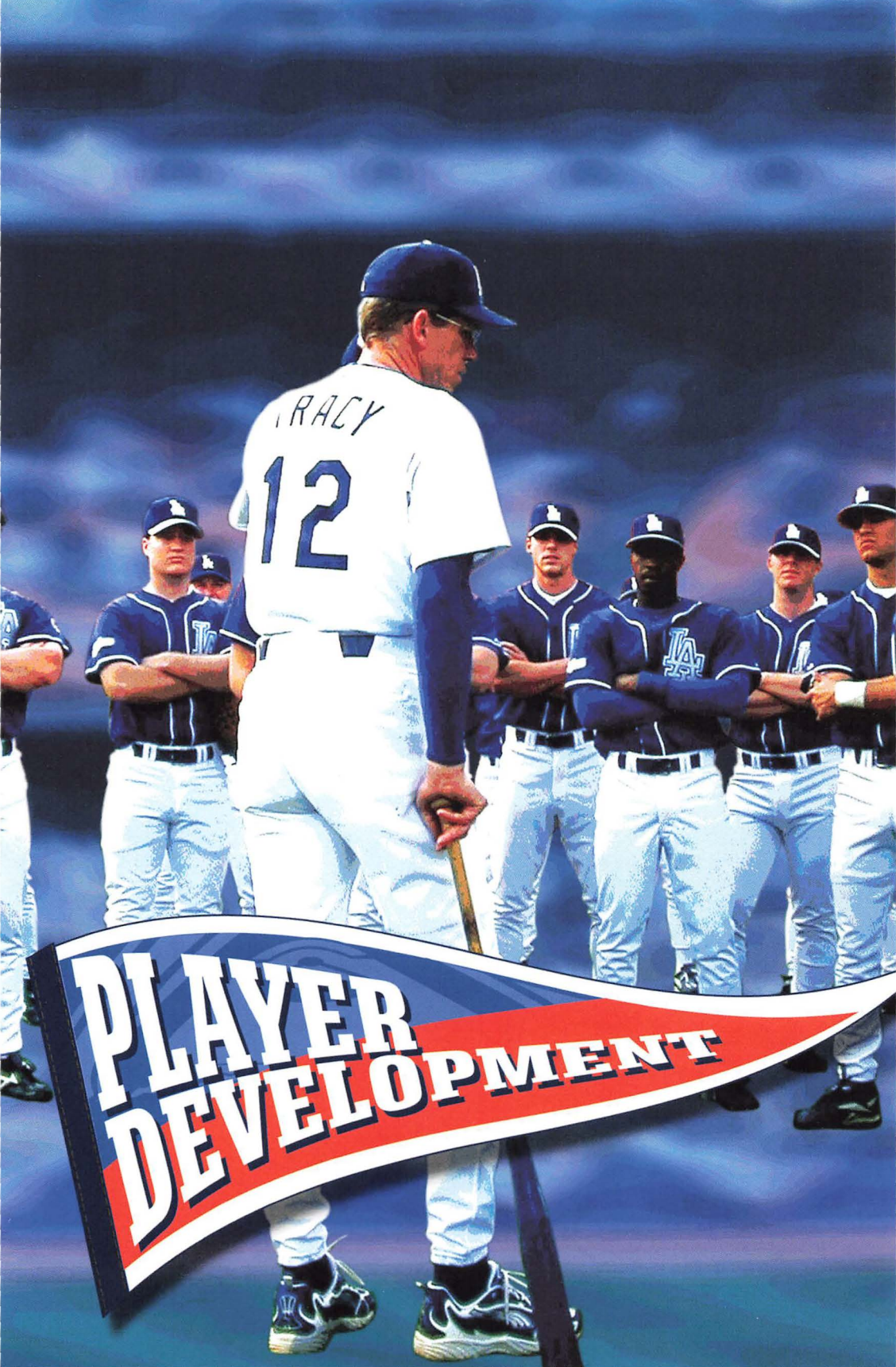
FREEWAY SERIES RESULTS

Year	Series Result	Fresco Thompson Award (Series MVP)	Lefty Phillips Award (Outstanding Pitcher)
1962	Angels 1, Dodgers 0	None	None
1963	Angels 2, Dodgers 0	None	None
1964	Angels 2, Dodgers 0	None	None
1965-68	Did not play		
1969	Dodgers 1, Angels 1	Andy Kosco (Dodgers)	None
1970	Dodgers 3, Angels 0	Wes Parker (Dodgers)	None
1971	Angels 2, Dodgers 1	Jim Spencer (Angels)	None
1972	Did not play		
1973	Angels 2, Dodgers 1	Willie Crawford (Dodgers)	Al Downing (Dodgers)
1974	Dodgers 2, Angels 1	Bill Buckner (Dodgers)	Andy Messersmith (Dodgers)
1975	Dodgers 2, Angels 1	Steve Yeager (Dodgers)	Rick Rhoden (Dodgers)
1976	Dodgers 1, Angels 1	Bruce Bochte (Angels)	Tommy John (Dodgers)
1977	Dodgers 3, Angels 0	Steve Garvey (Dodgers)	Doug Rau (Dodgers)
1978	Angels 2, Dodgers 0	Rick Miller (Angels)	Nolan Ryan (Angels)
1979	Angels 2, Dodgers 1	Bobby Grich (Angels)	Burt Hooton (Dodgers)
1980	Did not play		
1981	Dodgers 2, Angels 1	Pedro Guerrero (Dodgers)	Burt Hooton (Dodgers)
1982	Angels 2, Dodgers 1	Bob Boone (Angels)	Geoff Zahn (Angels)
1983	Angels 2, Dodgers 1	Bill Russell (Dodgers)	Mike Witt (Angels)
1984	Dodgers 3, Angels 0	Mike Marshall (Dodgers)	Rick Honeycutt (Dodgers)
1985	Dodgers 2, Angels 1	Sid Bream (Dodgers)	Tommy John (Angels)
1986	Angels 2, Dodgers 1	Franklin Stubbs (Dodgers)	John Candelaria (Angels)
1987	Angels 3, Dodgers 0	Gary Pettis (Angels)	Willie Fraser (Angels)
1988	Dodgers 2, Angels 1	Kirk Gibson (Dodgers)	Kirk McCaskill (Angels)
1989	Angels 2, Dodgers 1	Mike Marshall (Dodgers)	Mike Witt (Angels)
1990	Dodgers 3, Angels 0	Rick Dempsey (Dodgers)	Mike Morgan (Dodgers)
1991	Dodgers 2, Angels 1	Darryl Strawberry (Dodgers)	Mark Langston (Angels) and Ramon Martinez (Dodgers)
1992	Angels 3, Dodgers 0	Gary DiSarcina (Angels)	Joe Grahe (Angels)
1993	Dodgers 1, Angels, 1	Eric Karros (Dodgers)	Tom Candiotti (Dodgers)
1994	Angels 3, Dodgers 0	Chad Curtis (Angels) and John Dopson (Angels)	Mark Leiter, Phil Leftwich,
1995	Dodgers 1, Angels 1	Chris Powell (Angels)	Tony Mack (Angels)
1996	Angels 2, Dodgers 1	Tim Salmon (Angels)	Hideo Nomo (Dodgers)
1997	Angels 2, Dodgers 1	Mike Piazza (Dodgers)	Allen Watson (Angels)
1998	Dodgers 2, Angels 1	Paul Konerko (Dodgers)	Ramon Martinez (Dodgers)
1999	Dodgers 1, Angels 0	None	None
2000-2002	Did not play		
Totals:	Dodgers 40, Angels 45, 1 Tie		

DODGER - ANGEL CONNECTION

There have been 75 players who have played in the Major Leagues for both the Dodgers and Angels, including four Hall of Famers - Eddie Murray, Frank Robinson, Don Sutton and Hoyt Wilhelm. The complete list:

Don Aase	Jack Fimple	Jim Leyritz	Dennis Springer
Orlando Alvarez	Terry Forster	Matt Luke	Dick Stuart
Tim Belcher	Alan Foster	Barry Lyons	Bill Sudakis
Steve Bilko	Art Fowler	Mike A. Marshall	Don Sutton
Ken Brett	Len Gabrielson	Ken McMullen	Derrel Thomas
Jim Brewer	Dave Goltz	Andy Messersmith	Jeff Torborg
Hubie Brooks	Jose Gonzalez	Eddie Murray	Ismael Valdes
Bill Buckner	Billy Grabarkewitz	Phil Ortega	Bobby Valentine
John Candelaria	Kevin Gross	Ron Perranoski	Fernando Valenzuela
Gino Cimoli	Mike Harkey	Doug Rau	Tim Wallach
Dennis Cook	Glenn Hoffman	Howie Reed	Eric Weaver
Bobby Darwin	Mike James	Jerry Reuss	John Werhas
Vic Davalillo	Tommy John	Frank Robinson	Devon White
Tommy Davis	Lou Johnson	Ellie Rodriguez	Hoyt Wilhelm
Willie Davis	Jay Johnstone	Dave Selts	Nick Willhite
Robert Ellis	Andy Kosco	Larry Sherry	Reggie Williams
Ron Fairly	Chad Kreuter	Craig Shipley	Gordon Windburn
Joe Ferguson	Ken Landreaux	Bill Singer	Geoff Zahn
Mike Fetters	Bob Lee	Bill Skowron	



TRACY
12

**PLAYER
DEVELOPMENT**

Minor League Department

Bill Bavasi

DIRECTOR, PLAYER DEVELOPMENT



Bill Bavasi begins his second season as Director of Player Development for the Los Angeles Dodgers. He is responsible for developing and evaluating all players in the Dodgers' farm system, appointing all minor league managers and coaching staff, as well as all coordinator and instructor positions. He also oversees the club's winter ball participation and relationships between the Dodgers and their minor league affiliates.

Bavasi spent six years (1994-99) as vice president and general manager of the Anaheim Angels, an organization he started with in 1980 as a baseball administrator. In 1984 he was appointed director of minor league operations, a position he held until September 1993 when he was named assistant general manager.

He was instrumental in the developing of such Major League talent as Chuck Finley, Tim Salmon, Gary DiSarcina, Jim Edmonds, Garrett Anderson, Troy Percival, Jason Dickson, Kirk McCaskill and Wally Joyner.

Bavasi is the son of E.J. "Buzzie" Bavasi, the former executive vice president and general manager of the Brooklyn and Los Angeles Dodgers from 1950-1968.

The University of San Diego graduate and his wife, Tracy, have two children, Kyle and Katie and reside in Mission Viejo, CA.

MINOR LEAGUE DEPARTMENT DIRECTORY

Director, Player Development	Bill Bavasi
Senior Advisor to Baseball Operations	Joe Amalfitano
Assistant Director, Player Development	Luchy Guerra
Player Development Administrator	Chris Haydock
Administrative Assistant	Cathy Carey
Field Coordinator	Terry Collins
Pitching Coordinators	Mark Brewer, Rick Honeycutt
Hitting Coordinator	Bob Mariano
Infield Coordinator	Jerry Royster
Outfield/Baserunning Coordinator	Gene Richards
Catching Coordinator	Jon Debus
Special Advisor, Player Development	Del Crandall
Field Coordinator, Campo Las Palmas	Luis Montalvo
Director of Campo Las Palmas Facilities	Eleodoro Arias
Physical Therapist	Jason Steere
Coordinator of Physical Development	Kevin McNair

2003 DODGER MINOR LEAGUE AFFILIATES & STAFF ASSIGNMENTS

	Las Vegas (AAA)	Jacksonville (AA)	Vero Beach (A)	South Georgia (A)
Manager	John Shoemaker	Dino Ebel	Scott Little	Dann Bilardello
Hitting Coach	George Hendrick	Pat Harrison	Brian Traxler	Garey Ingram
Pitching Coach	Shawn Barton	Marty Reed	Ken Howell	Roger McDowell
Trainer	Jason Mahnke	Tony Cordova	Chris Hiatt	Carlos Olivas
Strength Coach	Ronnie Quintana	Demathdian Tate	Landon Brandes	Ed Kohl

	Ogden (R)	Gulf Coast (R)	Santo Domingo 1	Santo Domingo 2
Manager	Travis Barbary	Luis Salazar	Antonio Bautista	Pedro Mega
Hitting Coach	Juan Bustabad	M. Duncan/T. Harris	Jose Mejia	Rafael Rijo
Pitching Coach	Tim Kelly	George Culver	Hector Eduardo	Victor Baez
Trainer	Robert Picard	Jason Roberts	Pedro Hernandez	Martin Berroa
Strength Coach	Robert Francis	N/A	N/A	N/A

Spring Training & Extended Spring pitching coach: Curtis Jung

PLAYER DEVELOPMENT

Scouting Department

Logan White

DIRECTOR, AMATEUR SCOUTING



Logan White begins his second season as Director of Amateur Scouting for the Los Angeles Dodgers. White's primary responsibilities include overseeing the June First-Year Player Draft and the Lasorda Cup Elite Games, as well as overseeing all aspects of amateur scouting within the United States.

White's June 2002 First-Year Player Draft was rated by *Baseball America* as the fourth-best draft in baseball. The Dodgers' first selection and 19th overall pick, James Loney, was rated as the second-best high school player taken, the best pure hitter and the second-closest high school player to reaching the Major Leagues.

Prior to joining the Dodgers, White spent seven years with the Baltimore Orioles as the West Coast Supervisor with responsibilities including overseeing all area scouts from the Western part of the United States, as well as evaluating players in Canada and Australia.

White's scouting experience is extensive as he served as the West Coast Supervisor for the San Diego Padres from 1993-95, an area scout with Baltimore from 1990-92, and an associate scout with the Seattle Mariners from 1988-89. He was a minor league pitcher in the Seattle Mariners organization from 1984-87.

Originally from Portales, NM, White graduated from Western New Mexico University with honors, and was an Academic All American in 1984. In 1996, he was inducted into the Western New Mexico University Hall of Fame.

Logan, his wife Deena and son, Logan, Jr., reside in Phoenix, AZ.

Matt Slater

DIRECTOR, PROFESSIONAL SCOUTING



Matt Slater begins his fifth year in the Dodger organization and 13th in Major League Baseball. Named to his current position in November 2001, Slater is responsible for preparation regarding the acquisition of professional players, including trades, waiver claims, Major and minor league free agent signings, professional players from foreign leagues and Rule 5 Draft selections. He also coordinates the club's regular and postseason advanced scouting efforts.

Prior to his current position, Slater served as the Dodgers' director of scouting operations from 2000-01 where he was responsible for overseeing all aspects of scouting operations, the acquisition of talent and negotiating player contracts. From 1998-2000, he served the club as assistant director of scouting.

Before his time with the Dodgers, Slater was with the Baltimore Orioles from 1995-98 as the administrator of scouting and assisted the scouting director, general manager and assistant general manager in baseball operations. He got his start in professional baseball with the Milwaukee Brewers where from 1991-94 he served as the Scouting and Player Development Assistant.

Slater, a native of Fort Wayne, IN, graduated from Marquette University (Milwaukee, WI) with a degree in Business Administration. He, his wife Thomasine, and their son Brandon reside in Stevenson Ranch, CA.

Rene Francisco

DIRECTOR, INTERNATIONAL SCOUTING



Rene Francisco enters his first season as Director of International Scouting for the Los Angeles Dodgers. He is in charge of all regions of international scouting, including the Dominican Republic, Mexico, Venezuela, Asia, South America and Australia as well as scouting in Europe and South Africa. He is responsible for finding, evaluating, cross-checking and signing all international talent. He employs a staff of over 17 international scouts.

Prior to joining the Dodgers, Francisco spent 10 years with the Atlanta Braves, most recently working as a Coordinator of Latin Scouting, where he was instrumental in the scouting and signing of current Dodger left-handed pitcher Odalis Perez, shortstop Rafael Furcal and shortstop prospect Wilson Betemit.

Francisco, his wife Claudia, and their son Diego reside in Wellington, FL.



SCOUTING DEPARTMENT DIRECTORY

Director, Amateur Scouting Logan White
Director, Professional Scouting Matt Slater
Director, International Scouting Rene Francisco
Senior Scouting Advisor Don Welke
Senior Advisor to Baseball Operations John Boles
Special Assistant to the General Manager Jeff Schugel
Special Assistant to the General Manager/Advance Scout Mark Weidemaier
Major League Scouts Al La Macchia and Carl Loewenstine
Administrator of Scouting Tim Kelly
Coordinator, Scouting Operations Bill McLaughlin
Director, Asian Operations Acey Kohrogi
Director, Dominican Republic Baseball Operations Pablo Peguero
Professional Scouting Coordinator/Scout Terry Reynolds
Professional Scouts Dan Freed, Vance Lovelace and Ron Rizzi
Special Advisor to the Amateur Scouting Director/National Crosschecker Gib Bodet
National Crosschecker Tim Hallgren
East Coast Supervisor John Barr
Midwest Supervisor Gary Nickels
West Coast Supervisor Tom Thomas
International Scout, Mexico Mike Brito
International Scout, Pacific Rim Pat Kelly
International Scout, Venezuela Camilo Pascual

Area Scouts

Doug Carpenter Jupiter, FL	Marty Lamb Lexington, KY
Jim Chapman Delta, BC, Canada	Mike Leuzinger Mansfield, TX
Bobby Darwin Cerritos, CA	James Merriweather Los Angeles, CA
Scott Groot Santa Margarita, CA	Bill Pleis Parrish, FL
Mike Hankins Lee's Summit, MO	Clair Rierson Frederick, MD
Clarence Johns Hattiesburg, MS	Mark Sheehy Sacramento, CA
Calvin Jones Henderson, NV	Chris Smith Montgomery, TX
Henry Jones Vancouver, WA	Brian Stephenson Phoenix, AZ
Lon Joyce Spartanburg, SC	Mitch Webster Great Bend, KS
John Kosciak Milford, MA	

International Scouts

Gustavo Zapata Central America	Keiichi Kojima Japan
Nelson Scoop Curacao	Byung-Hwan An Korea
Maximo Gross Dominican Republic	Flores Bolivar Venezuela
Andres Joseph Dominican Republic	Juan Davalillo Venezuela
Andres Lopez Dominican Republic	Juan Garcia Venezuela
Angel Santana Dominican Republic	Carlos Gil Venezuela
Ezequiel Sepulveda Dominican Republic	Oswaldo Villalobos Venezuela
Deni Pacini Europe	

Part-time Scouts: Richard Birmingham, Tyler Cheff, Dominick Christy, George Genovese, Artie Harris, Ed Mathes, Jerry Raddatz, Joel Ronda, Phil Sowards and Sylvain Saindon.

2002 FINAL DODGER MINOR LEAGUE STANDINGS

TEAM (LEAGUE)	LEVEL	W-L	PCT.	OVERALL FINISH
Las Vegas (Pacific Coast)	AAA	85-59	.590	1st# (lost in first round)
Jacksonville (Southern)	AA	77-62	.554	1st** (lost in finals)
Vero Beach (Florida State)	A	72-63	.533	2nd
South Georgia (South Atlantic)	A	75-63	.543	2nd
Great Falls (Pioneer)	Rookie	47-28	.627	1st* (won league title)
Dodgers (Gulf Coast)	Rookie	33-27	.550	1st# (lost in finals)
Santo Domingo 1 (Dominican)	Rookie	38-33	.535	3rd
Santo Domingo 2 (Dominican)	Rookie	34-34	.500	5th
TOTALS		461-369	.555	

* - won first-half championship * - won second-half championship
- won regular - season division championship

DODOGER SCOUTS



Don Welke
Senior Scouting
Advisor



John Boles
Senior Advisor to
Baseball Ops.



Jeff Schugel
Special Assistant
to General Mgr.




Mark Weidemaier
Special Assistant
to General Mgr.



Tim Kelly
Administrator
of Scouting




Al La Macchia
Major League
Scout



Carl Loewenstine
Major League
Scout



John Barr



Gib Bodet



Mike Brito



Doug Carpenter



Jim Chapman



Bobby Darwin



Dan Freed



Scott Groot



Mike Hankins



Tim Hallgren



Clarence Johns



Calvin Jones

DODOGER SCOUTS



Henry Jones



Lon Joyce



Pat Kelly



John Kosciak



Marty Lamb



Mike Leuzinger



Vance Lovelace



James Merriweather



Gary Nickels



Camilo Pascual



Pablo Peguero



Bill Pleis



Terry Reynolds



Clair Rierson



Ron Rizzi



Mark Sheehy



Chris Smith



Brian Stephenson



Tom Thomas



Mitch Webster

DODGERS' JUNE 2002 FIRST-YEAR PLAYER DRAFT

Round (Overall)	Name	Pos.	School	Hometown	Scout
1st (19th)	James Loney	1B	Lawrence Elkins HS (TX)	Missouri City, TX	Smith
1A (31st)	Greg Miller	LHP	Esperanza HS (CA)	Yorba Linda, CA	Groot
2nd (51st)	Zach Hammes	RHP	Iowa City HS (IA)	Iowa City, IA	Webster
2nd (60th)	Jonathan Broxton	RHP	Burke County HS (GA)	Waynesboro, GA	Joyce
3rd (91st)	Mike Nixon	C	Sunnyslope HS (AZ)	Phoenix, AZ	Thomas
4th (121st)	Delwyn Young	2B	Santa Barbara CC (CA)	Carpenteria, CA	Merrifweather
5th (151st)	Mike Megrew	LHP	Chariho HS (RI)	Hope Valley, RI	Kosciak
6th (181st)	Marshal Looney	LHP	LaPine HS (OR)	LaPine, OR	Jones
7th (211th)	David Bagley	3B	University of San Diego	Poway, CA	Groot
8th (241st)	Jamaal Hamilton	LHP	Monterey HS (TX)	Lubbock, TX	Leuzinger
9th (271st)	Denver Kitch	SS	Univ. of Oklahoma	Univ., OK	Leuzinger
10th (301st)	Ryan Williams	RHP	Old Dominion Univ.	Virginia Beach, VA	Sharp
11th (331st)	James McDonald	1B	Long Beach Poly HS (CA)	Long Beach, CA	Darwin
12th (361st)	Ryan Owen	C	Wichita State Univ.	Wichita, KS	Webster
13th (391st)	Julio LaSalle	RHP	Palm Beach Atlantic Univ.	Brooklyn, NY	Carpenter
14th (421st)	Karl Mejlholm	RHP	Dover Bay HS (CAN)	Nanaimo, BC, CAN	Chapman
15th (451st)	Eric Stults	LHP	Bethel College (IN)	Argos, IN	Lamb
16th (481st)	Sambu Ndungidi	RF	St. Georges HS (CAN)	Pierrefonds, QC, CAN	Chapman
17th (511th)	Russell Martin	2B	Chipola JC (FL)	Montreal, QC, CAN	Johns
18th (541st)	Curtis Hudson	C	Yuba City HS (CA)	Rio Oso, CA	Sheehy
19th (571st)	Michael White	LHP	St. Petersburg JC (FL)	Clearwater, FL	Pleis
20th (601st)	Andrew Walker	RHP	Cowley County CC (KS)	Sparks, OK	Webster
21st (631st)	Brian Tracy	RHP	Claremont HS (CA)	Claremont, CA	Groot
22nd (661st)	Brett Wayne	SS	St. Mary's College (CA)	Simi Valley, CA	Sheehy
23rd (691st)	Joshua Bartusick	1B	Fountain Valley HS (CA)	Huntington Beach, CA	Darwin
24th (721st)	Derry Jackson	CF	Jesuit HS (OR)	Portland, OR	Jones
25th (751st)	Alvin Hayes	RHP	Alabama Southern JC (AL)	Century, FL	Johns
26th (781st)	Jarod Plummer	RHP	South Garland HS (TX)	Garland, TX	Leuzinger
27th (811th)	Mike Potoczny	RHP	North Marion HS (WV)	Worthington, WV	Sharp
28th (841st)	Robert Ray	RHP	Lufkin HS (TX)	Lufkin, TX	Smith
29th (871st)	Dominique Laurin	SS	E. Oklahoma St JC (OK)	N. Vancouver, BC, CAN	Leuzinger/ Chapman
30th (901st)	Edward Roberts	RHP	Key West HS (FL)	Key West, FL	Carpenter
31st (931st)	Ross Hawley	RHP	Kansas State Univ. (KS)	Wentworth, SD	Webster
32nd (961st)	Richard Robnett	RF	Santa Barbara CC (CA)	Visalia, CA	Merrifweather
33rd (991st)	Eduardo Baeza	RHP	Polytechnic HS (CA)	Sun Valley, CA	Merrifweather
34th (1,021st)	Matthew Long	RHP	Granville HS (OH)	Granville, OH	Lamb
35th (1,051st)	Douglas Mathis	RHP	Show Low HS (AZ)	Show Low, AZ	Thomas
36th (1,081st)	Bryan Goelz	CF	New York Tech Univ. (NY)	St James, NY	Kosciak
37th (1,111st)	Jonathan Riggleman	3B	Hillsborough CC (FL)	Seminole, FL	Pleis
38th (1,141st)	Daniel Forrer	LHP	Jeff Davis HS (AL)	Montgomery, AL	Johns
39th (1,171st)	Luke Hochevar	RHP	Fowler HS (CO)	Fowler, CO	Thomas
40th (1,201st)	Eric Wolfe	1B	York Mills HS (CAN)	Toronto, ON, CAN	Chapman
41st (1,231st)	Ryan Lennerton	LHP	E. Oklahoma State JC (OK)	Langley, BC, CAN	Leuzinger/ Chapman
42nd (1,261st)	Nathan Warrick	CF	Belton HS (TX)	Belton, TX	Smith
43rd (1,291st)	David Parker	RHP	E. Oklahoma State JC (OK)	Winnipeg, MB, CAN	Leuzinger/ Chapman
44th (1,321st)	James Bailie	C	Kodiak HS (AK)	Kodiak, AK	Leuzinger
45th (1,351st)	Justin Estrada	SS	Tampa Jesuit HS (FL)	Brandon, FL	Pleis
46th (1,381st)	Mickey Jordan	CF	Armstrong State (GA)	Sarasota, FL	Joyce
47th (1,411st)	Chad Bailey	LHP	North Idaho JC (ID)	Ewa Beach, HI	Jones
48th (1,441st)	Andre Trahan	CF	Yuba JC (CA)	Sacramento, CA	Sheehy
49th (1,471st)	Jeffrey Cristy	C	SE Lincoln HS (NE)	Lincoln, NE	Webster
50th (1,501st)	Jason Farrand	C	Conway HS (SC)	Conway, SC	Joyce

Bold indicates player has signed with the Dodgers as of Jan. 30, 2003.

Las Vegas 51s

Third season as Dodger affiliate
 Pacific Coast League (Triple-A)
 Cashman Field
 850 Las Vegas Blvd.
 Las Vegas, NV 89101

Phone: (702) 386-7200
Field Manager: John Shoemaker
President/GM: Don Logan

Web site: www.lv51.com
Coaches: George Hendrick
 Shawn Barton



CAREER SUMMARY: John Shoemaker has been a member of the Dodger minor league system since 1977, serving as a player, coach, manager and defensive instructor (2002).

MANAGING CAREER: Enters his 14th season as a minor league skipper and first at the Triple-A level...has guided his teams to two league championships, four league finals and five first or second-half titles...has managed at Single-A Vero Beach (1987-88, 1997-98 and 2000), Double-A San Antonio (1989-91), Rookie-level St. Lucie (1992), Single-A Yakima (1993), Rookie-level Great Falls (1995), Single-A Savannah (1996) and Double-A Jacksonville (2001)...in 2001, guided Jacksonville to a share of the Southern League crown with Huntsville after posting a league-best 83-56 overall record and winning both the first and second-half Eastern Division championships...named to manage the Eastern Division team in the 2001 Southern League All-Star Game...voted by his peers as the 2001 SL Manager of the Year...his 1996 Savannah squad entered the South Atlantic League playoffs as a wild-card entry and proceeded to capture the league title...piloted Vero Beach to Florida State League finals in 1997 and San Antonio (league-best 78-56 regular-season mark) to the 1990 Texas League championship series...during this past offseason, managed in the Dominican Winter League.

COACHING CAREER: Was a Dodger minor league coach for eight seasons, serving as hitting coach for Vero Beach from 1981-86 and then again in 1994 and for San Antonio in 1999.

PLAYING CAREER: Played four seasons (1977-80) in the Dodger system after being drafted in the 35th round of the June 1977 First-Year Player Draft...named as second baseman on the California League all-star team in 1978 when he batted .317 with 55 RBI for Single-A Lodi...hit .322 in 73 games as a third baseman for Single-A Clinton in 1977.

PERSONAL: John Emerson Shoemaker...lives in Vero Beach with wife Jackie & daughters Kayla and Jenna...played baseball & basketball at Miami (OH) University...selected by Chicago Bulls in the sixth round of the 1978 NBA draft.



JOHN SHOEMAKER
 Managerial record:
 13 seasons
 767-811 (.486)

2002 SEASON SUMMARY

Leading the Pacific Coast League's South Division virtually wire-to-wire, Manager Brad Mills' 51s took over sole possession of first place on April 23 and never looked back, tallying a league-best 85-59 record and setting a franchise mark for wins. The season ended when the 51s were defeated by North Division winner Edmonton in the Pacific Conference playoffs, three games to one. 2B/SS Joe Thurston had one of the best seasons ever by a Dodger minor leaguer. He topped all of minor league baseball with 196 hits and 297 total bases and ranked fourth with a league-leading 106 runs scored. His .334 batting average was fourth in the circuit and his 39 doubles were third. Thurston, who had 12 home runs, 55 RBI and 22 stolen bases, set club records in hits, at-bats (587) and triples (13). Left-handed reliever Jeff Williams also had a record-setting season. He was 6-4 with a 2.60 ERA and led the PCL with a club-record 28 saves. 1B/DH Chin-Feng Chen led all Dodger minor leaguers with 26 homers and 84 RBI to go with 26 doubles and 90 runs scored. IF/OF Mike Kinkade was leading the PCL with a .341 batting mark before his promotion to L.A., chalking up 22 doubles, 11 homers and 50 RBI in 74 contests. RF Luke Allen, who joined Thurston as a starter in the Triple-A All-Star Game, was sixth in the PCL with a .329 batting clip as he collected 28 doubles, 12 homers, 78 RBI and 85 runs scored. IF/OF Phil Hiatt, who led the minors with 44 homers in 2001, returned to the 51s and batted .304 with 23 homers and 82 RBI in 95 games. Other offensive standouts were C David Ross (.297, 15 home runs, 68 RBI), 3B Rick Bell (.270, 13 homers, 77 RBI), SS Chris Clapinski (.295, 12 homers, 57 RBI) and OF Wilkin Ruan (.327, 29 RBI, 12 stolen bases in 40 games). On the mound, LHP Victor Alvarez was 10-7, RHP Kevin Beirne compiled a 10-3 mark in 22 starts and RHP Robert Ellis was 9-7 and ranked fifth in the PCL with 172.2 innings pitched in 29 games (28 starts).

2003 LAS VEGAS 51s SCHEDULE

April 3-6 Salt Lake	May 27-30 Salt Lake	July 15 Triple-A All-Star Game
April 7-10 Edmonton	May 31-June 3 at Portland	at Memphis
April 11-14 at Tacoma	June 5-8 at Tacoma	July 17-20 Colorado Springs
April 15-18 at Portland	June 9-12 Omaha	July 21-24 at Edmonton
April 19-22 Tacoma	June 13-16 Tacoma	July 25-28 Albuquerque
April 24-27 Sacramento	June 17-20 at Edmonton	July 29-Aug. 1 Fresno
April 28-May 1 at Oklahoma	June 21-24 at Salt Lake	Aug. 2-5 at New Orleans
May 2-5 at Nashville	June 26-29 Tucson	Aug. 7-10 at Tucson
May 6-9 Edmonton	June 30-July 3 Fresno	Aug. 11-14 at Memphis
May 10-13 Tucson	July 4-6 at Sacramento	Aug. 15-18 Portland
May 15-18 at Salt Lake	July 7-9 at Fresno	Aug. 19-23 at Sacramento
May 19-22 at Tucson	July 10-13 Iowa	Aug. 24-28 at Fresno
May 23-26 Portland		Aug. 29-Sept. 1 Sacramento

Jacksonville Suns

Third season as Dodger affiliate
Southern League (Double-A)
Baseball Grounds of Jacksonville
P.O. Box 4756
Jacksonville, FL 32201

Phone: (904) 358-2846
Field Manager: Dino Ebel
President/GM: Peter Bragan, Jr.

Web site: www.jaxsuns.com
Coaches: Pat Harrison
Marty Reed



CAREER SUMMARY: Dino Ebel joined the Dodger organization in 1988 and has served in the minor league system as a player, coach and manager...this is his second season as Jacksonville's manager and his seventh overall campaign as a minor league skipper.

MANAGING CAREER: In 2002, enjoyed his third consecutive winning season as a manager, leading Jacksonville to a league-best 77-62 overall mark, a second-half East Division title and a berth in the Southern League Championship Series...selected to manage the East squad in the Southern League All-Star Game...guided Single-A Wilmington to a 75-63 overall record in the South Atlantic League in 2001...his Waves club led all of minor league baseball with 278 stolen bases...in 2000, piloted Single-A San Bernardino to an overall 77-63 mark and its second straight California League crown...also managed the California League All-Stars vs. Carolina League All-Stars...in 1999, finished with a 33-43 record at Single-A Yakima...in his first full season as a manager in 1998, led Rookie-level Great Falls to an overall 40-35 record and a first-half North Division crown...took over the helm at San Bernardino at mid-season in 1997 and was 18-21...following the 2001 season, managed the Cerveza Atlas Tiburones in the Panamanian Winter League.

COACHING CAREER: Was a player/coach with California League champion San Bernardino in

1995, before becoming a full-time coach with the Stampeders in 1996...in 1995 was a coach for the Peoria Javelinas of the Arizona Fall League...has also served as an infield instructor for the Chinese National Team in 2000 and the Osaka Buffaloes, when they trained at Dodgertown this past fall, and field coordinator for the Sinon Bulls in Taiwan (2002).

PLAYING CAREER: Played six seasons in the Dodger organization...after being signed as a free agent, the infielder started his professional career at Rookie-level Sarasota in 1988 and was named Gulf Coast League Player of the Year after ranking second in the league with a .337 batting mark and leading the GCL in total bases (92), slugging (.442) and on-base (.427) percentage...was a member of the Single-A Vero Beach Florida State League champions in 1990.

PERSONAL: Dino and his wife Shannon have one child, Destiny...attended Florida Southern University, helping the baseball team to the 1988 Division II National Championship...graduate of Barstow High School (CA).



DINO EBEL

Managerial record:
Six seasons
320-287 (.527)

2002 SEASON SUMMARY

Winning its third consecutive Eastern Division second-half title, Jacksonville went on to earn a trip to the Southern League championship series for the second year in a row. The Suns, seeking a repeat of their 2001 league title, were denied by Birmingham in the finals. Jacksonville had advanced by beating Carolina, three games to two, in the first round of the playoffs. Manager Dino Ebel's Suns had a league-best 77-62 overall record, including a 41-29 second-half mark. Six players who were chosen to participate in the Southern League All-Star Game: 1B Hunter Bledsoe, 2B Mike Collins, LHP Lindsay Gulin, C Koyie Hill, SS Eric Riggs and OF Wilkin Ruan. Collins, who was third in the league with a .313 batting mark, also played in the Double-A All-Star Game. Riggs was second in the league with 36 doubles to go with a club-high 69 RBI. Hill hit .271 with 11 homers and 64 RBI while 3B Brennan King also batted .271 with 63 RBI. OF Shane Victorino swiped 45 bases to lead the organization with Ruan adding 23 thefts. Jacksonville's pitching staff, which saw key members earn promotions to Triple-A, led the league with a 3.10 ERA. LHP Rick Roberts made 51 relief appearances and was 8-2 with three saves. LHP Randy Leek pitched in 15 games (14 starts) and went 7-5 with a 2.16 ERA. LHP Steve Colyer was a workhorse out of the bullpen as he was 5-4 with 21 saves in 59 outings, tops among Dodger minor leaguers. In 15 games, including six starts, RHP Ben Simon was 3-0 with a 0.83 ERA. RHP Scott Proctor struck out 131 batters in 133.1 innings. LHP Lindsay Gulin posted a 5-2 mark and 2.64 ERA in 19 games. The 2002 campaign marked the Suns' final season at Sam Wolfson Park, which opened in 1955.

2003 JACKSONVILLE SUNS SCHEDULE

April 3-6 at Huntsville
April 7-9 at Tennessee
April 11-13 Huntsville
April 14-17 Tennessee
April 18-21 at Carolina
April 22-25 at Chattanooga
April 26-29 Birmingham
May 1-4 Carolina
May 6-9 at Birmingham
May 10-13 Orlando
May 15-18 at Greenville
May 19-22 Mobile
May 23-26 Carolina

May 27-30 at Orlando
May 31-June 3 Tennessee
June 5-8 at Mobile
June 9-12 at Orlando
June 13-16 Greenville
June 18-21 at Tennessee
June 22-25 Orlando
June 26-28 Birmingham
June 30-July 3 Greenville
July 4-6 at Birmingham
July 8 Southern League
All-Star Game at Jacksonville
July 10-13 at Orlando

July 14-17 Orlando
July 18-21 Carolina
July 22-26 at Greenville
July 27-29 at Carolina
July 31-Aug. 3 Chattanooga
Aug. 4-7 at Birmingham
Aug. 8-11 at Greenville
Aug. 12-15 West Tennessee
Aug. 16-19 Tennessee
Aug. 20-23 Greenville
Aug. 25-28 at West Tennessee
Aug. 29-Sept. 1 at Tennessee

PLAYER DEVELOPMENT

Vero Beach Dodgers

24th season as Dodger affiliate
 Florida State League (Single-A)
 Holman Stadium
 Dodgertown, P.O. Box 2887
 Vero Beach, FL 32961

Phone: (772) 569-4900 **Web site:** www.vbdodgers.com
Field Manager: Scott Little **Coaches:** Brian Traxler
General Manager: Trevor Gooby Ken Howell



SCOTT LITTLE
 Managerial record:
 One season w/Dodgers
 75-63 (.543)
 Seven seasons overall
 388-450 (.463)

CAREER SUMMARY: Former Major League outfielder Scott Little joined the Dodger system as manager of Single-A South Georgia in 2002 after spending 15 seasons in the Pittsburgh Pirates organization as a player, coach, manager, roving instructor and field coordinator.

MANAGING CAREER: In 2002, guided the South Georgia Waves to a 75-63 overall record, which ranked second in the South Atlantic League...managed Pittsburgh minor league teams in six different seasons...made managerial debut at Single-A Augusta in 1992 and proceeded to manage at Single-A Salem (1993), Augusta (1994), Rookie-level Erie (1995), Augusta (1997) and Single-A Lynchburg (1999)...took over 1997 Augusta club at midseason and led team to 37-34 mark through the remainder of the campaign.

COACHING CAREER: Was hitting coach at Double-A Altoona during the 2001 season after serving as the Pittsburgh organization's roving hitting instructor in 2000...was the Pirates' Major League Field Coordinator in 1998 after handling the chores as hitting coach at Single-A Augusta in 1996 and part of 1997 ...began 1995 as roving outfield instructor before being handed the managerial reins at Erie.

PLAYING CAREER: Appeared in three games for the Pittsburgh Pirates in 1989, his only Major League season, collecting one hit in four at-bats...originally drafted and signed by the New York Mets in January 1984...led New York-Penn League with 34 stolen bases for Little Falls in 1984...traded to Pirates in May 1987...during his career, saw action at all four infield positions, catcher and in the outfield.

PERSONAL: Dennis Scott Little...he and wife Lori reside in Jackson, MO with son Jacob and daughter Jenna... attended Mineral Area College (Flat River, MO) and the University of Missouri...graduate of Scott City High School (MO).

2002 SEASON SUMMARY

Vero Beach had quite an in-season turnaround. Manager Juan Bustabad's Dodgers started out the campaign with a 13-21 mark, but went on a nine-game winning streak and proceeded to finish with an overall 72-63 record (37-33 in the first half and 35-30, good for second place in the second half). RHP Lino Urdaneta had a stellar season as the Vero Beach closer as he posted a 2.41 ERA and compiled 32 saves, which topped the Florida State League and ranked third among all minor leaguers. Another mound standout was RHP Joel Hanrahan, who was 10-6 in 25 starts and led the FSL with 139 strikeouts in 143.2 innings and pitched a pair of no-hitters along the way. RHP Andrew Brown, who won five of his last seven decisions, struck out 129 batters in 127.0 innings. RHP Heath Totten was 9-5 in 18 starts and RHP Ruddy Lugo went 8-2 with a 2.38 ERA in 22 outings, including nine starts. OF Reggie Abercrombie, who batted .276 with 10 homers and 56 RBI, finished second in the FSL with 41 steals and ranked third with 145 hits. 1B Derek Michaelis hit .265 with 17 round-trippers, 30 doubles and 58 RBI. CF Jason Repko batted .272 with 29 doubles, nine homers, 53 RBI and 29 stolen bases. 3B Willy Aybar added 11 home runs, 65 RBI and 15 steals. Brown, SS Dave Detienne, Hanrahan, Repko and Urdaneta were all selected to play in the midseason FSL All-Star Game.

2003 VERO BEACH DODGERS SCHEDULE

April 3-4 at Daytona	May 29-30 Palm Beach	July 18 Brevard County
April 5-6 Daytona	May 31-June 1 Jupiter	July 19 at Brevard County
April 7-8 at St. Lucie	June 2-3 at Jupiter	July 20-21 Daytona
April 9-10 Palm Beach	June 4-5 at Daytona	July 22-23 at Jupiter
April 11-14 at Sarasota	June 6-7 at Brevard County	July 24-25 at Daytona
April 15-18 Dunedin	June 8 St. Lucie	July 26-29 at Clearwater
April 19-20 St. Lucie	June 9-11 Daytona	July 30-Aug. 2 Fort Myers
April 21-22 at Palm Beach	June 12 St. Lucie	Aug. 4-5 Jupiter
April 23-24 Brevard County	June 14 Florida State League	Aug. 6-7 at Brevard County
April 25-26 Jupiter	All-Star Game at Fort Myers	Aug. 8 at St. Lucie
April 27-28 at Jupiter	June 16-18 St. Lucie	Aug. 9 St. Lucie
April 29-30 at St. Lucie	June 19 at St. Lucie	Aug. 11-12 Brevard County
May 1 Brevard County	June 20-22 at Daytona	Aug. 13-16 at Tampa
May 2-3 (DH) at Brevard County	June 24-27 Lakeland	Aug. 17-19 Daytona
May 5-6 Brevard County	June 28-July 1 at Dunedin	Aug. 20 at Brevard County
May 7 Daytona	July 2-3 at Daytona	Aug. 21 Brevard County
May 8-11 Clearwater	July 4 at Brevard County	Aug. 22-23 at Brevard County
May 12-15 at Lakeland	July 5 Brevard County	Aug. 25-26 at Palm Beach
May 16-19 Tampa	July 7-8 Jupiter	Aug. 27-28 Palm Beach
May 20-23 at Fort Myers	July 9-10 Palm Beach	Aug. 29 at Daytona
May 24-25 at Palm Beach	July 11-14 Sarasota	Aug. 30 Daytona
May 27-28 at Daytona	July 16-17 at St. Lucie	

South Georgia Waves

Third season as Dodger affiliate
 South Atlantic League (Single-A)
 Paul Eames Sports Complex
 1130 Ballpark Lane
 Albany, GA 31705

Phone: (229) 420-5924
Field Manager: Dann Bilardello
General Manager: Gerry McKearney

Web site: www.sgwaves.com
Coaches: Garey Ingram
 Roger McDowell



CAREER SUMMARY: A Major League catcher for eight seasons, Dann Bilardello is in his second season in the Dodger organization as a minor league manager and his first campaign with South Georgia.

MANAGING CAREER: In his rookie season as a minor league manager or coach, guided the Rookie-level Great Falls Dodgers to the Pioneer League championship...his club posted a league-best 47-28 overall record after cruising to the first-half North Division crown with a 27-11 mark.

PLAYING CAREER: Played in Major Leagues with the Cincinnati Reds (1983-85), Montreal Expos (1986), Pittsburgh Pirates (1989-90) and San Diego Padres (1991-92)...appeared in a total of 382 big-league games...played a career-high 109 games during his rookie season with the Reds in 1983, posting career bests in home runs (8) and RBI (38)...belted his first Major League home run off Hall of Famer Tom Seaver...originally signed by the Dodgers after being selected in the first round of the secondary phase of the June 1978 draft...played five seasons in the Dodger minor league system (1978-82)...his best season was 1981 when he batted .307 with 21 homers and 80 RBI for Single-A Lodi, which was managed by current Dodger minor league field coordinator Terry Collins.

PERSONAL: Dann James Bilardello...he and his wife Tish live in Wellington, FL with their sons Davis and Trey and daughter Kammie...played baseball and football at Cabrillo College in Aptos, CA, earning all-state and honorable mention All-America honors as a punter...played baseball, basketball and football at Marelo Prep High School in his hometown of Santa Cruz, CA.



DANN BILARDELLO

Managerial Record:
 One season
 47-28 (.627)

2002 SEASON SUMMARY

Just prior to the season, the Wilmington Waves relocated to Albany, GA and became the South Georgia Waves, who proceeded to enjoy an overall 75-63 season. Under the guidance of first-year skipper Scott Little, the Waves tied Capital City for first place in the South Atlantic League's Southern Division first-half standings with a 40-29 record, only to miss out on a playoff berth via a tiebreaker. Nonetheless, the season had its highlights. IF Victor Diaz, the 2001 Gulf Coast League batting champion, added another batting title to his resume as he hit an SAL-leading .350 (122-for-349) in 91 games for South Georgia before moving up to Double-A Jacksonville. Diaz, named to the postseason All-SAL team and a participant in both the All-Star Futures Game and SAL All-Star Game, collected 10 homers, 26 doubles, 64 runs scored, 21 stolen bases and 58 RBI. 2B/SS Derek Mann was sixth in the league with a .309 batting mark and was second in on-base percentage (.418). Scott Gillitzer, who played all four infield positions and the outfield, batted .287 and topped the club with 70 RBI. OF Jose Garcia collected 24 doubles, 25 stolen bases and 59 RBI. OF Franklin Gutierrez hit .282 with 12 homers, 61 runs scored and 13 steals. 1B Thomari Story-Harden batted .285 with 56 RBI. On the mound, RHP Edwin Jackson went 5-2 with a 1.98 ERA in 19 starts. LHP Jonathan Figueroa made eight starts and was 5-2 with a 1.42 ERA, striking out 57 in 44.1 innings. RHP T.J. Nall pitched 21 times out of the bullpen and went 3-1 with three saves and a 0.63 ERA in 43.0 innings. RHP Brian Pilkington, the Dodgers' top pick in the 2001 draft, posted an 8-4 mark while RHP Ryan Johansen was 4-2 with six saves and a 2.88 ERA in 27 appearances.

2003 SOUTH GEORGIA WAVES SCHEDULE

April 3-6 at Charleston, SC
 April 7-9 Rome
 April 10-13 Charleston, SC
 April 14-16 at Rome
 April 17-19 Asheville
 April 21-24 at Delmarva
 April 25-28 at Lakewood
 April 30-May 2 Hickory
 May 3-5 Augusta
 May 6-8 at Capital City
 May 9-11 at Asheville
 May 12-15 Lake County
 May 16-19 Hagerstown
 May 21-23 at Hickory

May 24-26 at Rome
 May 27-30 Savannah
 May 31-June 2 Rome
 June 3-6 at Savannah
 June 7-10 Capital City
 June 12-15 at Augusta
 June 17-19 Asheville
 June 20-22 at Capital City
 June 24 South Atlantic League
 All-Star Game at Lexington
 June 26-29 Savannah
 June 30-July 3 Charleston, SC
 July 4-7 at Savannah
 July 9-11 Hickory

July 12-14 Augusta
 July 15-17 at Asheville
 July 18-20 at Hickory
 July 21-23 Savannah
 July 24-26 at Augusta
 July 28-31 Lexington
 Aug. 1-4 Charleston, WV
 Aug. 6-9 at Greensboro
 Aug. 10-13 at Kannapolis
 Aug. 15-17 Capital City
 Aug. 18-20 at Savannah
 Aug. 21-24 Rome
 Aug. 25-28 at Charleston, SC
 Aug. 29-Sept. 1 at Rome

PLAYER DEVELOPMENT

Ogden Raptors

First season as Dodger affiliate
 Pioneer League (Rookie)
 Lindquist Field
 2330 Lincoln Ave.
 Ogden, UT 84401

Phone: (801) 393-2400

Field Manager: Travis Barbary
 General Manager: Joseph Stein

Web site: www.ogden-raptors.com

Coaches: Juan Bustabad
 Tim Kelly



TRAVIS BARBARY

Managerial record:
 First season

CAREER SUMMARY: Travis Barbary is in his ninth season in the Dodger organization and his first as a manager...has been a player, coach and from 1998-2001, he was the Major League bullpen catcher.

COACHING CAREER: Served as the hitting coach for Single-A South Georgia in 2002...the Waves tied for second in the South Atlantic League with a .269 team batting average...was a coach for Single-A Savannah in 1996 and 1997...was the catching and pitching coach for the Cotuit Kettleers of the Cape Cod League in 1995.

PLAYING CAREER: Played in 17 games for Rookie-level Great Falls in 1994 after being signed as a free agent by the Dodgers...in 1993, played for Ohio Valley in the independent Frontier League...caught two seasons (1992-93) for the University of Virginia...prior to that, played at Spartanburg (SC) Methodist Junior College where he was an all-conference catcher.

PERSONAL: Travis Smith Barbary...born in Anderson, SC...resides in Easley, SC with his wife Raquel, sons Chase and Colton and daughter Carsyn...earned a bachelor's degree in biology from the University of Virginia...his grandfather Red Barbary played in one Major League game, appearing as a pinch-hitter for the Washington Senators in 1943.

2002 GREAT FALLS DODGERS SEASON SUMMARY

The Great Falls Dodgers' final season as a Los Angeles affiliate got off to a blazing 11-0 start and concluded with a Pioneer League championship. In his professional managing debut, former Major League catcher Dann Bilardello guided the Dodgers to a league-best 47-28 overall record as they cruised to the Northern Division first-half title with a 27-11 mark and finished in second place in the second half at 20-17. In the first round of the playoffs, Great Falls swept second-half winner Billings, two games to none, to advance to the championship series, where the Dodgers won two of three from Provo to claim the franchise's first league crown in 12 years. First baseman James Loney, the Dodgers' No. 1 pick in this June's First-Year Player Draft, was instrumental in the Dodgers' first-half charge before he was elevated to Single-A Vero Beach. In 47 games with Great Falls, Loney hit .371 (63-for-170) with 22 doubles, five homers, 30 RBI and 33 runs scored. Despite his departure, he ranked second in the league in doubles and third in extra-base hits (30). Other offensive standouts included DH David Bagley, who was fifth in the league with a .337 batting average, 2B Delwyn Young, who hit .300 and led the club in home runs (10), RBI (41) and runs scored (42), and C Michael Nixon (.311), OF Travis Ezi (.283, 12 stolen bases), and 1B Jesse Hoorelbeke (.309, eight homers, 34 RBI), who took over for Loney. LHP Arturo Lopez was among the pitching stars, going 7-3 in 15 starts. Other key contributors were RHP Dimas Reina (31 relief outings, 5-1, seven saves), RHP Julio LaSalle (17 games, 3-0, two saves, 1.74 ERA), RHP Jonathan Broxton (2-0, 2.76 ERA in 11 games), LHP Jonathan Figueroa (2-1, 1.42 ERA, seven starts, 48 strikeouts in 31.2 innings), LHP Greg Miller (3-2, 2.37 ERA, 11 games), RHP Stephen Nelson (6-5) and RHP James Stewart (5-3).

2003 OGDEN RAPTORS SCHEDULE

June 17-19 at Provo	July 18-20 Provo	Aug. 11-14 Missoula
June 20-22 at Casper	July 21-24 Casper	Aug. 15-17 Helena
June 23-26 Great Falls	July 25-26 at Provo	Aug. 18-21 at Helena
June 27-29 Billings	July 27 Provo	Aug. 22-24 at Missoula
July 1-3 at Great Falls	July 28-29 at Casper	Aug. 26-29 Casper
July 4-7 at Billings	July 30-Aug. 2 at Idaho Falls	Aug. 30-31 Provo
July 9-12 Idaho Falls	Aug. 3-6 Idaho Falls	Sept. 1-3 at Provo
July 14-17 at Idaho Falls	Aug. 7-9 at Casper	Sept. 4-5 Provo

Gulf Coast Dodgers

Third season as Dodger affiliate

Gulf Coast League (Rookie)

Dodgertown

P.O. Box 2887

Vero Beach, FL 32961

Phone: (772) 569-4900 Web site: www.vbdodgers.com

Field Manager: Luis Salazar Coaches: Tony Harris

General Manager: Trevor Gooby George Culver



CAREER SUMMARY: A veteran of 13 Major League seasons as a player, Luis Salazar enters his second season as manager of the Gulf Coast League Dodgers...prior to joining the Dodgers in 2002, he spent seven seasons with the Milwaukee Brewers organization, serving as a Major League coach and minor league coach and manager.

MANAGING CAREER: In his first season at the helm of the Gulf Coast League Dodgers, he guided the club to a 33-27 mark, an East Division championship and a berth in the league finals...piloted the Brewers' Single-A Beloit team in 1996 and 1997 with the 1996 Snappers squad (69-67) earning a Midwest League playoff berth...managed La Guaira of the Venezuelan League during the offseason.

COACHING CAREER: Was the Milwaukee Brewers' first base coach under Manager Davey Lopes in 2001...served as the Brewers' Triple-A hitting coach at Indianapolis in 2000 and Louisville in 1998 and 1999...the 1998 Louisville team ranked second in the International League with a .277 batting mark...started coaching career at Chandler of the Rookie-level Arizona League in 1995.

PLAYING CAREER: The infielder/outfielder played in the big leagues with the San Diego Padres (1980-84, 1987 and 1989), Chicago White Sox (1985-86), Detroit Tigers (1988) and Chicago Cubs (1989-92)...member of San Diego's 1984 National League pennant winner and 1989 Cubs team, which won the NL Eastern Division title...compiled .261 batting mark in 1,302 Major League games...appeared in two games as a pitcher for the Padres in 1987...played every position except catcher during his big league career...originally signed as a non-drafted free agent by the Kansas City Royals in 1973.

PERSONAL: Luis Ernesto Garcia Salazar...he and his wife Graciela live in Boca Raton, FL and have a son, Carlos, and daughter, Viviana...born in Barcelona, Venezuela.



LUIS SALAZAR

Managerial record:
One season w/Dodgers
33-27 (.550)
Three seasons overall
162-167 (.492)

2002 SEASON SUMMARY

Under first-year skipper Luis Salazar, the Dodgers won a second straight Gulf Coast League Eastern Division title as they posted a 33-27 record and then went on to play for the league championship. After winning their first-round playoff game, the Dodgers advanced to the finals, where they were defeated by the Phillies, two games to one. Stellar pitching paved the way for the Dodgers, who ranked third in the GCL with a team ERA of 2.88. Among the mound stand-outs were LHP Bryan Dumesnil, who led the club in appearances (21) and wins (5-1), RHP Marcos Carvajal (3-2, 1.71 ERA, team-high 42.0 innings pitched), LHP Marshal Looney (2-0, 0.42 ERA in eight games), RHP Jose S. Diaz (3-1, 1.95 ERA, 32.1 innings), and LHP Edgar Ahumada (1-0, two saves, 2.08 ERA, 26.0 innings). C Michael Lynch hit .312 in 33 games, 1B Miguel Hernandez collected 10 doubles and 21 RBI, 2B Sergio Garcia batted .274 and scored 29 runs, 3B Russell Martin hit .286, OF Jerome Milons led the club with 23 RBI and OF Alejandro De Aza had a team-high 16 steals.

DODGER PARTICIPANTS IN 2002 MINOR LEAGUE ALL-STAR GAMES

All-Star Futures Game (World Team): Victor Diaz (South Georgia), third base; Ricardo Rodriguez (Jacksonville), pitcher; Brad Mills (Las Vegas manager), coach.

Triple-A All-Star Game (Pacific Coast League team): Las Vegas representatives - Luke Allen, outfield; Shane Nance, pitcher; Joe Thurston, second base.

Double-A All-Star Game (National League team): Mike Collins (Jacksonville), second base.

Southern League All-Star Game: Jacksonville representatives - Hunter Bledsoe, first base; Mike Collins, second base; Dino Ebel, manager; Lindsay Gulin, pitcher; Koyie Hill, catcher; Eric Riggs, shortstop; Wilkin Ruan, outfield.

Florida State League All-Star Game: Vero Beach representatives - Andrew Brown, pitcher; Dave Detienne, infield; Joel Hanrahan, pitcher; Jason Repko, outfield; Lino Urdaneta, pitcher.

South Atlantic League All-Star Game: South Georgia representatives - Francisco Cruceta, pitcher; Victor Diaz, third base; Ryan Johansen, pitcher; T.J. Nall, pitcher.

Santo Domingo Dodgers 1 & 2

Dominican Summer League (Rookie)
 (The Dodgers will field two DSL teams this season)
 Campo Las Palmas

Carretera de Guerra, KM 23 1/2
 Santo Domingo, Dominican Republic

Phone: (809) 526-5249

Field Managers: (1) Antonio Bautista (2) Pedro Mega

Coaches: (1) Hector Eduardo & Jose Mejia (2) Victor Baez & Rafael Rijo



CAREER SUMMARY: A member of the Dodger organization since 1987, Antonio Bautista is in his eighth season as a manager in the Dominican Summer League.

MANAGING CAREER: In seven seasons at the helm, has guided his teams to three Dominican Summer League championships and an overall .658 winning percentage...returned to the managerial ranks in 2002 and piloted the Santo Domingo Dodgers 1 team to a 38-33 record and third-place finish...in his first two seasons as manager, led La Vega to back-to-back DSL titles in 1992 (53-19 regular-season record) and 1993 (42-28)...managed Santo Domingo in 1994 and 1995 with the 1994 squad finishing at 48-20...his 1996 La Romana team breezed through a 59-10 regular season, en route to the league championship...reached the finals again in 1997 with a 50-18 mark, only to fall to the other Dodgers' DSL entry La Romana...managed Santo Domingo the first seven games (5-2) of 1998 before leaving to become a bench coach for the Sinon Bulls of the Chinese Professional League in Taiwan as part of a friendship agreement that began in 1996...also spent 1999 with Sinon.

COACHING CAREER: Served as a Dodger coach in the DSL from 1987-91 and again in 2000...was a coach for the Gulf Coast League Dodgers during the 2001 season.

PLAYING CAREER: Played professionally in the St. Louis Cardinals and New York Yankees organizations from 1974-79, seeing action at second base, third base, catcher and in the outfield.

PERSONAL: Antonio and his wife Isabel have one son, Tony, and two daughters, Ani and Milli.



ANTONIO BAUTISTA

Managerial record
 Eight seasons
 323-168 (.658)

CAREER SUMMARY: Pedro Mega will pilot the Santo Domingo Dodgers 2 team in his fifth full season and sixth overall campaign as a Dodger manager in the Dominican Summer League after spending five seasons as a minor league coach in the organization.

MANAGING CAREER: Has compiled a .580 winning percentage during his managerial tenure, which is highlighted by the 2000 season when he guided Santo Domingo to a 49-21 regular-season record and the DSL championship...in 2001, managed Santo Domingo to a 44-28 mark and second-place finish...his first full season as a manager was in 1999 when he skippered the Santo Domingo team...became a manager for the first time early in the 1998 season for Santo Domingo, replacing Antonio Bautista, who left to become a bench coach for the Sinon Bulls of the Chinese Professional Baseball League in Taiwan as part of a friendship agreement that began in 1996.

COACHING CAREER: Served as a player/coach for La Romana in the Dominican Summer League in 1994-95 and was a full-time coach there from 1996-97.

PLAYING CAREER: Played as an infielder in the Dodgers' farm system in the Dominican Republic from 1992-95.

PERSONAL: Pedro and his wife Miguelina have three children, Pedro Miguel, Jefferson and Francheska.



PEDRO MEGA

Managerial record:
 Five seasons
 196-142 (.580)

2002 SEASON SUMMARIES

Santo Domingo 1 finished 44-28, good for second place in the Dominican Summer League's East Division. C Pedro Andujar had a big season, batting .303 and ranking third in the circuit with 55 RBI. He also topped the squad with nine homers, 23 doubles, a .416 on-base percentage and a .529 slugging percentage. OF Alejandro De Aza also hit .303 with 37 RBI and a team-high 74 hits and seven triples. 1B Miguel Hernandez added seven home runs and 48 RBI while 1B Rafael Camarero batted .293 and had 39 RBI. SS Fausto Lopez was the club leader in runs scored (63) and stolen bases (27). On the pitching side, Victor Santiago was 5-2 and ranked fourth in the DSL with a 1.05 ERA. Jose Diaz led the Dodgers with eight wins and five saves in 28 games pitched. Heriberto Ruelas was 5-2 and had a 2.53 ERA, Michel Severino posted a 6-2 mark and Franklin Osoria (4-4, 3.16 ERA) struck out 67 batters in 77.0 innings.

Santo Domingo 2 compiled a 34-34 mark in 2002. 1B Jose Nunez hit .268 with seven homers, 11 doubles and a team-high 32 RBI. LF Delby De Los Santos collected five home runs, five triples, 15 doubles and 29 RBI. OF Jose Mercedes batted .278 with six homers and 25 RBI while CF Carlos De La Rosa topped the club with eight round-trippers to go with 29 RBI. On the mound, RHP Carlos Santana was 6-0 with two saves and a 3.13 ERA in 18 relief appearances. LHP Jorge Lugo made 11 starts and compiled a 4-2 record, 1.58 ERA and 72 strikeouts in 62.2 innings. RHP Juan Espino had a 1.99 ERA and 39 strikeouts in 31.2 innings over 20 games. LHP Carlos Alvarez fanned 55 batters in 32.1 innings.

ABERCROMBIE, Reggie**Full Name:** Reginald Demascus Abercrombie**Ht:** 6-3 **Wt:** 210 **B/T:** R/R**High School:** Columbus (GA)**Obtained:** Selected in 23rd round of June 1999 First-Year Player Draft**Scout:** Lon Joyce

Career Notes: In three minor league campaigns, has stolen 118 bases, an average of 39.3 thefts per season...**2002** - Tabbed by *Baseball America* as the 10th-best prospect in the Florida State League...became only the third player in Vero Beach history to reach double figures in home runs (10), triples (13) and doubles (23) in the same season...the 13 triples led the FSL and tied for first among all Dodger minor leaguers...ranked second in FSL with 41 stolen bases...led club in hits (145), at-bats (526), runs scored (80), triples and steals...named Dodger organization's Player of the Month for August, when he batted .402 (45-for-112) with 14 RBI...hit .308 in May with 24 runs scored, 19 RBI and 12 stolen bases...played for Jacksonville in the Southern League playoffs and hit .303 (10-for-33) in eight games...**2001** - Stole 44 stolen bases in 55 attempts for Wilmington...**2000** - Led all Dodger short-season minor leaguers and was second in the Pioneer League with 32 stolen bases for Great Falls...honored as the Dodger organization's Player of the Month for July, when he batted .331 (40-for-121) with 20 stolen bases and 20 RBI.

Outfielder**Born:** July 15, 1980 in Columbus, GA**Residence:** Columbus, GA**College:** Lake City Community College FL**REGGIE ABERCROMBIE'S CAREER BATTING RECORD**

YEAR	TEAM	AVG	G	AB	R	H	2B	3B	HR	RBI	SH	SF	HP	BB	SO	SB	CS	E
2000	Great Falls	.273	54	220	40	60	7	1	2	29	3	0	8	22	66	32	8	9
2001	Wilmington	.226	125	486	63	110	17	3	10	41	12	2	12	19	154	44	11	15
2002	Vero Beach	.276	132	526	80	145	23	13	10	56	6	1	9	27	158	41	17	11
	Jacksonville	.250	1	4	1	1	0	0	0	0	0	0	0	0	1	1	0	0
Minor League Totals-3 yrs.		.256	312	1236	184	316	47	17	22	126	21	3	29	68	379	118	36	35

AHUMADA, Edgar**Full Name:** Edgar Ahumada**Ht:** 6-1 **Wt:** 180 **B/T:** L/L**School:** University Valle Del Bravo**Obtained:** Signed as a non-drafted free agent on March 1, 2002**Left-handed Pitcher****Born:** Nov. 17, 1982 in Culiacan, Mexico**Residence:** Culiacan, Mexico**Scout:** Mike Brito**EDGAR AHUMADA'S CAREER PITCHING RECORD**

YEAR	TEAM	W-L	ERA	G	GS	CG	SHO	SV	IP	H	R	ER	HR	HB	BB	SO	WP	BK
2002	GCL Dodgers	1-0	2.08	9	2	0	0	2	26.0	22	8	6	0	1	12	13	2	0
Minor League Totals-1 year		1-0	2.08	9	2	0	0	2	26.0	22	8	6	0	1	12	13	2	0

ALCANTARA, Angel**Full Name:** Angel Alcantara**Ht:** 6-5 **Wt:** 192 **B/T:** R/R**School:** N/A**Obtained:** Signed as a non-drafted free agent on July 12, 2001**Born:** Nov. 8, 1983 in Santo Domingo, Dominican Republic**Residence:** Santo Domingo, Dominican Republic**Scouts:** Angel Santana & Pablo Peguero**ANGEL ALCANTARA'S CAREER PITCHING RECORD**

YEAR	TEAM	W-L	ERA	G	GS	CG	SHO	SV	IP	H	R	ER	HR	HB	BB	SO	WP	BK
2002	Santo Domingo 1	0-2	6.38	17	9	0	0	0	36.2	36	34	26	3	7	35	31	18	2
Minor League Totals-1 year		0-2	6.38	17	9	0	0	0	36.2	36	34	26	3	7	36	31	18	2

ALVAREZ, Carlos**Full Name:** Carlos A. Alvarez**Ht:** 5-9 **Wt:** 160 **B/T:** L/L**School:** N/A**Obtained:** Signed as a non-drafted free agent on Aug. 23, 2001**Left-handed Pitcher****Born:** March 31, 1985 in Maracaibo, Venezuela**Residence:** Maracaibo, Venezuela**Scouts:** Camilo Pascual & Oswaldo Villalobos**CARLOS ALVAREZ'S CAREER PITCHING RECORD**

YEAR	TEAM	W-L	ERA	G	GS	CG	SHO	SV	IP	H	R	ER	HR	HB	BB	SO	WP	E
2002	Santo Domingo 2	1-1	1.67	8	8	0	0	0	32.1	13	9	6	1	4	16	22	3	0
Minor League Totals-1 year		1-1	1.67	8	8	0	0	0	32.1	13	9	6	1	4	16	22	3	0



ALVAREZ, Gabriel

Full Name: Gabriel Alvarez

Ht: 5-11 Wt: 178 B/T: R/R

School: Colegio Salesiano (Mexico)

Obtained: Signed as a non-drafted free agent on Oct. 31, 2001

Right-handed Pitcher

Born: Aug. 10, 1984 in Tijuana, Mexico

Residence: Guadalupe, Mexico

Scout: Mike Brito

GABRIEL ALVAREZ'S CAREER PITCHING RECORD

YEAR	TEAM	W-L	ERA	G	GS	CG	SHO	SV	IP	H	R	ER	HR	HB	BB	SO	WP	BK
2002	GCL Dodgers	2-1	5.49	15	0	0	0	4	19.2	14	13	12	0	0	16	17	3	0
	Vero Beach	0-0	11.81	3	0	0	0	0	5.1	12	7	7	1	1	4	4	0	0
Minor League Totals-1 year		2-1	6.84	18	0	0	0	4	25.0	26	20	19	1	1	20	21	3	0

ALVAREZ, Nick

Full Name: Nicolas E. Alvarez

Ht: 6-3 Wt: 205 B/T: R/R

High School: Miami Southwest (FL)

Obtained: Selected in 26th round of June 2000 First-Year Player Draft

Career Notes: **2002** - Season with Vero Beach was limited to 56 games due to injury...**2001** - Tied for first in Florida State League with 21 home runs...earned utility berth on FSL postseason all-star team...led Vero Beach with 71 RBI...**2000** - Was first among Dodger short-season minor leaguers with 10 home runs for Northwest League champion Yakima...named league Player of the Month for July, when he batted .384 (33-for-86) with five homers and 21 RBI...finished third in the league in homers and second in slugging percentage (.521)...earned Northwest League Player of the Week honors for July 17-23, when he hit .519 (14-for-27) with three homers, 16 RBI, six doubles and eight runs scored...led Yakima in homers, doubles, triples, RBI and runs scored and finished second on the team in stolen bases (20).

Born: Feb. 8, 1977 in Miami, FL

Residence: Miami, FL

College: St. Thomas University (Opa Locka, FL)

Scout: Doug Carpenter

First Baseman/Outfielder

NICK ALVAREZ'S CAREER BATTING RECORD

YEAR	TEAM	AVG	G	AB	R	H	2B	3B	HR	RBI	SH	SF	HP	BB	SO	SB	CS	E
2000	Yakima	.300	61	217	39	65	14	2	10	36	5	3	5	24	31	20	5	5
2001	Vero Beach	.286	118	420	63	120	15	2	21	71	2	4	17	29	80	14	7	12
2002	Vero Beach	.226	56	195	22	44	4	0	4	23	2	1	7	13	34	7	2	2
Minor League Totals-3 yrs.		.275	234	832	124	229	33	4	35	130	9	8	29	66	145	41	14	19

AMADOR, Anderson

Full Name: Anderson Amador

Ht: 6-2 Wt: 180 B/T: R/R

School: N/A

Obtained: Signed as a non-drafted free agent on Nov. 26, 2001

Born: Nov. 4, 1984 in Azua, Dominican Republic

Residence: Azua, Dominican Republic

Scout: Pablo Peguero & Ezequiel Sepulveda

Outfielder

ANDERSON AMADOR'S CAREER BATTING RECORD

YEAR	TEAM	AVG	G	AB	R	H	2B	3B	HR	RBI	SH	SF	HP	BB	SO	SB	CS	E
2002	Santo Domingo 1	.000	1	3	1	0	0	0	0	0	0	0	0	1	1	0	0	-
Minor League Totals-1 year		.000	1	3	1	0	0	0	0	0	0	0	0	1	1	0	0	-

ANDUJAR, Pedro

Full Name: Pedro Andujar

Ht: 5-11 Wt: 190 B/T: R/R

School: Liceo Padre Billini (Dominican Republic)

Obtained: Signed as a non-drafted free agent on Jan. 25, 2000

Career Notes: **2001** - Playing for Santo Domingo, led all Dodger short-season minor leaguers in home runs (9), RBI (55) and doubles (23, tied)...the 23 doubles tied for the lead in the Dominican Summer League and the 55 RBI ranked third...selected to DSL postseason all-star team...**2000** - Led team with 16 doubles, helping Santo Domingo win the DSL championship.

Born: Sept. 20, 1982 in Bani, Dominican Republic

Residence: Bani, Dominican Republic

Scout: Felix Feliz

Catcher

PEDRO ANDUJAR'S CAREER BATTING RECORD

YEAR	TEAM	AVG	G	AB	R	H	2B	3B	HR	RBI	SH	SF	HP	BB	SO	SB	CS	E
2000	Santo Domingo	.266	63	229	39	61	16	1	6	42	3	6	2	34	37	4	2	1
2001	Santo Domingo	.303	59	221	50	67	23	0	9	55	0	6	4	43	29	7	1	8
2002	GCL Dodgers	.218	38	119	10	26	7	0	0	19	0	3	3	9	13	5	1	6
Minor League Totals-3 yrs.		.271	160	569	99	154	46	1	15	116	3	15	9	86	79	16	4	15

ARACENA, Sandy**Full Name:** Sandy Aracena**Ht:** 6-0 **Wt:** 180 **B/T:** R/R**School:** Liceo Dr. Jose Horacio Rodriguez**Obtained:** Signed as a non-drafted free agent on Jan. 13, 1998**Catcher****Born:** Jan. 3, 1981 in La Vega, Dominican Republic**Residence:** Everett, WA**College:** Utah Tech Junior College**Scouts:** Pablo Peguero & Ramon Perez**SANDY ARACENA'S CAREER BATTING RECORD**

YEAR	TEAM	AVG	G	AB	R	H	2B	3B	HR	RBI	SH	SF	HP	BB	SO	SB	CS	E
1998	La Romana	.143	18	49	5	7	0	1	0	5	1	1	0	4	7	1	0	-
	Santo Domingo	.333	11	30	4	10	4	0	0	5	1	0	0	5	5	1	0	-
1999	La Romana	.307	62	202	36	62	10	1	3	34	4	7	4	32	25	5	7	10
2000	Yakima	.217	27	92	7	20	5	0	0	12	2	1	0	6	20	6	1	2
	Great Falls	.316	5	19	1	6	1	0	0	3	0	0	0	1	1	1	0	0
2001	Great Falls	.256	44	164	26	42	9	1	4	25	1	1	2	12	20	2	0	8
	Vero Beach	.333	2	6	0	2	0	0	0	0	0	0	0	1	1	0	0	0
2002	Vero Beach	.196	70	224	19	44	3	0	1	15	3	4	2	20	50	2	0	10
Minor League Totals-5 yrs.		.246	239	786	98	193	32	3	8	99	12	14	8	81	129	18	8	30

ARIAS, Amaury**Full Name:** Amaury Arias**Ht:** 6-2 **Wt:** 190 **B/T:** R/R**School:** N/A**Obtained:** Signed as a non-drafted free agent on June 17, 2000**Catcher****Born:** March 20, 1985 in Bani, Dominican Republic**Residence:** Los Cajulitos, Dominican Republic**Scout:** Maximo Gross**AMAURY ARIAS' CAREER BATTING RECORD**

YEAR	TEAM	AVG	G	AB	R	H	2B	3B	HR	RBI	SH	SF	HP	BB	SO	SB	CS	E
2002	Santo Domingo 2	.277	24	47	7	13	1	0	2	10	0	1	0	4	11	0	0	-
Minor League Totals-1 year		.277	24	47	7	13	1	0	2	10	0	1	0	4	11	0	0	-

ARVIZO, Martin**Full Name:** Martin Arvizo**Ht:** 6-1 **Wt:** 180 **B/T:** R/R**School:** N/A**Obtained:** Signed as a non-drafted free agent on Sept. 5, 2002**Born:** Sept. 30, 1984 in Obregon, Mexico**Residence:** Obregon, Mexico**Scout:** Mike Brito**MARTIN ARVIZO'S CAREER BATTING RECORD**

YEAR	TEAM	AVG	G	AB	R	H	2B	3B	HR	RBI	SH	SF	HP	BB	SO	SB	CS	E
2003 will be his first professional season																		

AYBAR, Willy**Full Name:** Willy Del Jesus Aybar**Ht:** 6-0 **Wt:** 175 **B/T:** B/R**School:** N/A**Obtained:** Signed as a non-drafted free agent on Jan. 31, 2000

Career Notes: **2002** - Entered season tabbed by *Baseball America* as the Dodgers' No. 7 prospect...topped Vero Beach in on-base percentage (.339) and RBI (65)...led Florida State League third basemen with a .943 fielding percentage...**2001** - Ranked second on Wilmington club with 25 doubles...led South Atlantic League third basemen in putouts (106)...**2000** - Topped all Dodger short-season minor leaguers with 70 games played and 266 at-bats...led Great Falls with 15 doubles, 70 hits and 49 RBI.

WILLY AYBAR'S CAREER BATTING RECORD

YEAR	TEAM	AVG	G	AB	R	H	2B	3B	HR	RBI	SH	SF	HP	BB	SO	SB	CS	E
2000	Great Falls	.263	70	266	39	70	15	1	4	49	6	2	0	36	46	5	5	18
2001	Wilmington	.237	120	431	45	102	25	2	4	48	3	5	3	43	64	7	9	18
	Vero Beach	.286	2	7	0	2	0	0	0	0	0	0	0	1	2	0	0	0
2002	Vero Beach	.215	108	372	56	80	18	2	11	65	2	4	3	69	54	15	8	15
Minor League Totals-3 yrs.		.236	300	1076	140	254	58	3	19	162	11	11	6	149	165	27	22	51

Infielder**Born:** March 9, 1983 in Bani, Dominican Republic**Residence:** Bani, Dominican Republic**Scout:** Felix Felix

BAGLEY, David

Full Name: David Joseph Bagley

Ht: 6-2 **Wt:** 200 **B/T:** R/R

High School: Rancho Bernardo (San Diego, CA)

Obtained: Selected in seventh round of June 2002 First-Year Player Draft

Career Notes: **2002** - As Great Falls' designated hitter, ranked fifth in the Pioneer League in both batting average (.337) and on-base percentage (.442)...hit .400 (32-for-80) with 15 RBI and 22 runs scored during July...batted .353 (6-for-17) with two walks in five Pioneer League playoff games...**OTHER** - In his sophomore season at the University of San Diego, batted .386 with 13 homers and 56 RBI in 202 at-bats.

Third Baseman

Born: Dec. 26, 1980 in Oceanside, CA

Residence: Poway, CA

College: University of San Diego

Scout: Scott Groot

DAVID BAGLEY'S CAREER BATTING RECORD

YEAR	TEAM	AVG	G	AB	R	H	2B	3B	HR	RBI	SH	SF	HP	BB	SO	SB	CS	E
2002	Great Falls	.337	51	175	39	59	7	0	5	31	1	0	12	21	37	2	2	0
Minor League Totals-1 year		.337	51	175	39	59	7	0	5	31	1	0	12	21	37	2	2	0

BARBOZA, Nergio

Full Name: Nergio Javier Barboza

Ht: 5-10 **Wt:** 160 **B/T:** S/R

School: La Milagrosa (Venezuela)

Obtained: Signed as a non-drafted free agent on Sept. 16, 2000

Career Notes: **2002** - Led Dodger short-season minor leaguers with 58 walks for Santo Domingo 1.

Infielder

Born: Nov. 10, 1983 in Maracaibo, Venezuela

Residence: Maracaibo, Venezuela

Scout: Camilo Pascual

NERGIO BARBOZA'S CAREER BATTING RECORD

YEAR	TEAM	AVG	G	AB	R	H	2B	3B	HR	RBI	SH	SF	HP	BB	SO	SB	CS	E
2001	La Pradera	.274	53	164	23	45	11	0	6	26	0	0	0	30	35	2	4	0
2002	Santo Domingo 1	.228	64	202	42	46	10	1	1	22	2	1	3	58	44	16	8	-
Minor League Totals-2 yrs.		.249	117	366	65	91	21	1	7	48	2	1	3	88	79	18	12	0

BARRERAS, Juan

Full Name: Juan F. Barreras

Ht: 6-0 **Wt:** 186 **B/T:** R/R

School: CBTIS 129 (Mexico)

Obtained: Signed as a non-drafted free agent on Dec. 19, 2000

Career Notes: **2001** - Led Santo Domingo pitchers in lowest batting average against (.190).

Right-handed Pitcher

Born: March 8, 1982 in Obregon, Mexico

Residence: Obregon, Mexico

Scout: Mike Brito

JUAN BARRERAS' CAREER PITCHING RECORD

YEAR	TEAM	W-L	ERA	G	GS	CG	SHO	SV	IP	H	R	ER	HR	HB	BB	SO	WP	BK
2001	Santo Domingo	2-1	1.61	24	0	0	0	4	44.2	30	12	8	1	2	18	46	2	1
2002	Santo Domingo 2	3-3	4.34	17	0	0	0	5	29.0	23	16	14	1	2	15	36	2	0
Minor League Totals-2		5-4	2.69	41	0	0	0	9	73.2	53	28	22	2	4	33	82	4	1

BATISTA, Juan

Full Name: Juan E. Arauz Batista

Ht: 6-2 **Wt:** 165 **B/T:** B/R

School: Manuel Tejada Rosa (Panama)

Obtained: Signed as a non-drafted free agent on Aug. 15, 2001

Outfielder

Born: Oct. 18, 1984 in Los Santos, Panama

Residence: Los Santos, Panama

Scouts: Doug Carpenter & Gustavo Zapata

JUAN BATISTA'S CAREER BATTING RECORD

YEAR	TEAM	AVG	G	AB	R	H	2B	3B	HR	RBI	SH	SF	HP	BB	SO	SB	CS	E
2002	Santo Domingo 1	.252	38	139	20	35	7	1	1	17	-	-	-	6	35	8	-	-
Minor League Totals-1 year		.252	38	139	20	35	7	1	1	17	-	-	-	6	35	8	-	-

BAUER, Greg

Full Name: Gregory James Bauer

Ht: 6-1 **Wt:** 195 **B/T:** R/R

High School: Jenks (OK)

Obtained: Selected in 22nd round of June 2000 First-Year Player Draft

Career Notes: **2002** - Was 2-0 with one save and a 2.08 ERA in nine games for Vero Beach before being promoted to Jacksonville...posted a 1.56 ERA in June and a 2.42 ERA in August for the Suns...following the season, pitched for Arizona Fall League champion Peoria and was 2-1, allowing no earned runs and six hits in 9.0 innings over seven games...**2001** - Pitching for three minor league teams, combined for 18 saves, including a team-leading 17 for Wilmington...in nine April games for the Waves, compiled six saves and a 1.08 ERA...did not allow a run in 10 straight appearances from April 8-May 5, a span of 10.1 innings in which he struck out 12...**2000** - Notched nine saves for Northwest League champion Yakima to tie for the lead among all Dodger short-season minor leaguers...**OTHER** - Pitched in 93 games over his four-year career at Wichita State University, compiling a 14-8 record with 22 saves and 224 strikeouts in 217 innings...as a senior in 2000, earned All-Missouri Valley Conference accolades after going 4-3 with a 2.72 ERA and leading the circuit with 15 saves.

Born: Nov. 30, 1977 in Joliet, IL

Residence: Tulsa, OK

College: Wichita State University (Wichita, KS)

Scout: Mitch Webster

Right-handed Pitcher

GREG BAUER'S CAREER PITCHING RECORD

YEAR	TEAM	W-L	ERA	G	GS	CG	SHO	SV	IP	H	R	ER	HR	BB	SO	WP	BK
2000	Yakima	2-1	3.48	21	0	0	0	9	33.2	26	17	13	2	2	19	5	0
2001	Wilmington	1-1	1.78	25	0	0	0	17	30.1	22	6	6	3	0	8	32	1
	Vero Beach	2-3	3.91	12	0	0	0	1	23.0	28	13	10	3	1	13	15	1
	Jacksonville	0-1	6.28	6	0	0	0	0	14.1	17	13	10	4	0	10	8	0
2002	Vero Beach	2-0	2.08	9	0	0	0	1	26.0	16	9	6	1	0	3	27	2
	Jacksonville	2-4	2.83	38	3	0	0	1	70.0	62	35	22	5	1	30	38	1
Minor League Totals-3 years		9-10	3.06	111	3	0	0	29	197.1	171	93	67	18	4	83	170	10

BELL, Ricky

Full Name: Rick Bradley Bell

Ht: 6-2 **Wt:** 180 **B/T:** R/R

High School: Moeller (Cincinnati, OH)

Obtained: Selected in third round of June 1997 First-Year Player Draft

Career Notes: **2002** - Posted career highs in batting average (.270), home runs (13) and RBI (77) as Las Vegas' regular third baseman...went 5-for-7 with a home run and two RBI on April 29 vs. Colorado Springs...was 4-for-5 with a double, homer, three runs scored and four RBI on May 16 vs. Portland...hit .351 (26-for-74) in April...**2001** - Played in 63 games for Southern League co-champion Jacksonville...**2000** - While with Vero Beach, led Florida State League third basemen in putouts (90)...had a 13-game hitting streak from April 11-26...**1999** - Drove in runs in seven straight games (nine RBI overall) for Vero Beach from Aug. 1-9...**1998** - Played for San Bernardino and led California League third basemen in putouts (76), assists (270) and double plays (22)...**OTHER** - Son of former Major League player and manager Buddy Bell, brother of current Philadelphia Phillies infielder David Bell and grandson of former Major Leaguer Gus Bell...graduated from the same high school (Moeller) as Barry Larkin and Ken Griffey Jr.

Born: April 5, 1979 in Cincinnati, OH

Residence: Scottsdale, AZ

Scout: Carl Loewenstine

Infielder

RICKY BELL'S CAREER BATTING RECORD

YEAR	TEAM	AVG	G	AB	R	H	2B	3B	HR	RBI	SH	SF	HP	BB	SO	SB	CS	E
1997	Yakima	.258	66	264	42	68	15	1	2	24	3	3	4	15	52	9	0	32
1998	San Bernardino	.232	133	483	38	112	18	3	5	50	3	3	6	16	99	6	9	27
1999	Vero Beach	.234	100	376	37	88	26	1	5	46	4	4	4	27	81	1	3	15
2000	Vero Beach	.254	127	481	59	122	18	0	5	45	1	6	3	37	75	7	3	47
2001	Jacksonville	.255	63	188	21	48	9	0	3	22	1	2	1	13	29	1	1	8
	Vero Beach	.250	6	24	3	6	0	0	0	0	0	0	1	0	3	0	1	1
2002	Las Vegas	.270	122	448	60	121	26	4	13	77	4	6	1	16	75	0	1	22
Minor League Totals-6 yrs.		.250	617	2264	260	565	112	9	33	264	16	24	20	124	414	24	18	152

BELLORIN, Edwin

Full Name: Edwin Bellorin

Ht: 5-11 **Wt:** 170 **B/T:** R/R

School: Santo Angel (Venezuela)

Obtained: Signed as a non-drafted free agent on Sept. 10, 1998

Career Notes: - **2002** - Caught 79 games for South Georgia...hit .309 (17-for-55) during June...enjoyed an 11-game hitting streak from July 10-30, batting .361 (13-for-36) during that stretch.

Born: Feb. 21, 1982 in Edo Bolivar, Venezuela

Residence: Edo Bolivar, Venezuela

Scouts: Camilo Pascual & Teodoro Mata

Catcher

EDWIN BELLORIN'S CAREER BATTING RECORD

YEAR	TEAM	AVG	G	AB	R	H	2B	3B	HR	RBI	SH	SF	HP	BB	SO	SB	CS	E
1999	Santo Domingo	.320	42	147	30	47	7	1	3	32	0	2	5	11	14	4	4	-
2000	La Pradera	.190	37	100	10	19	4	0	2	12	2	1	5	9	12	3	4	-
2001	GCL Dodgers	.175	28	80	11	14	1	0	0	6	2	0	4	8	6	1	0	0
2002	South Georgia	.280	92	318	28	89	13	1	0	38	7	1	6	19	39	4	2	13
Minor League Totals-4 yrs.		.262	199	645	79	169	25	2	5	88	11	4	20	47	71	12	10	13

BENSON, Cedric

Full Name: Cedric Myron Benson

Ht: 6-0 **Wt:** 205 **B/T:** R/R

High School: Robert E. Lee (Midland, TX)

Obtained: Selected in 12th round of June 2001 First-Year Player Draft

Career Notes: - **2002** - Made his professional baseball debut, playing in nine games for the Gulf Coast League Dodgers...all five of his hits were for extra bases (two triples, three doubles)...**OTHER** - Has rushed for 2,346 yards and 24 touchdowns on 528 carries in two seasons at tailback for the University of Texas football team...during the 2002 campaign, carried 305 times for 1,293 yards and 12 scores, including a touchdown run against LSU in the Cotton Bowl...was named Big-12 Conference Offensive Player of the Week after rushing for 208 yards and two touchdowns on 31 totes on Sept. 14 vs. North Carolina...received the accolade again following his 199-yard, two-TD rushing performance on Oct. 26 against Iowa State...became the first freshman in school history to reach the 1,000-yard rushing plateau when he tallied 1,053 yards and 12 TD's during the 2001 campaign...ran for a career-high 213 yards in 59-0 win over Kansas...was a three-time football Parade All-American while at Lee High School as he piled up career totals of 8,423 rushing yards and 127 touchdowns...the TD total is the third most in national prep history...batted .347 with seven home runs, 22 RBI and was 12-for-12 in stolen base attempts during his senior year of high school.

Born: Dec. 28, 1982 in Midland, TX

Residence: Midland, TX

Scout: Chris Smith

Outfielder

CEDRIC BENSON'S CAREER BATTING RECORD

YEAR	TEAM	AVG	G	AB	R	H	2B	3B	HR	RBI	SH	SF	HP	BB	SO	SB	CS	E
2002	GCL Dodgers	.200	9	25	1	5	3	2	0	2	0	0	2	7	10	2	3	0
Minor League Totals-1 year		.200	9	25	1	5	3	2	0	2	0	0	2	7	10	2	3	0

BOK, Matt

Full Name: Matthew Aaron Bok

Ht: 5-11 **Wt:** 200 **B/T:** L/R

High School: Walsh Jesuit (Stow, OH)

Colleges: Notre Dame University & Georgetown University

Obtained: Signed as a non-drafted free agent on July 11, 2002

Scout: Tommy Lasorda

Notes: - Played four seasons of major college baseball, one at Georgetown University (1999) and three at Notre Dame (2000-2002)...hit .311 with 36 RBI during his senior campaign with the Fighting Irish.

Born: Oct. 5, 1979 in Dayton, OH

Residence: Akron, OH

Outfielder

MATT BOK'S CAREER BATTING RECORD

YEAR	TEAM	AVG	G	AB	R	H	2B	3B	HR	RBI	SH	SF	HP	BB	SO	SB	CS	E
2001	Great Falls	.213	26	75	11	16	3	0	1	13	1	2	3	18	19	1	2	3
Minor League Totals-1 year		.213	26	75	11	16	3	0	1	13	1	2	3	18	19	1	2	3

BRITO, Yunny

Full Name: Yunny A. Brito

Ht: 6-0 **Wt:** 185 **B/T:** R/R

School: N/A

Obtained: Signed as a non-drafted free agent on Feb. 27, 2001

Born: Nov. 2, 1983 in Bolivar, Venezuela

Residence: Bolivar, Venezuela

Scout: Camilo Pascual

Right-handed Pitcher

YUNNY BRITO'S CAREER PITCHING RECORD

YEAR	TEAM	W-L	ERA	G	GS	CG	SHO	SV	IP	H	R	ER	HR	HB	BB	SO	WP	BK
2001	La Pradera	2-1	1.50	14	2	0	0	3	30.0	19	9	5	0	0	2	29	0	0
2002	Santo Domingo 1	4-0	3.19	9	4	0	0	2	31.0	25	15	11	0	3	14	31	1	0
Minor League Totals-2 yrs		6-1	2.36	23	6	0	0	5	61.0	44	34	16	0	3	16	34	1	0

BROCK, Tarrik

Full Name: Tarrik Jumaan Brock

Ht: 6-3 Wt: 170 B/T: L/L

High School: Hawthorne (CA)

Obtained: Signed as a minor league free agent on Jan. 30, 2002

Career Notes: Was a second-round pick of the Detroit Tigers in the June 1991 First-Year Player Draft...has also played in Seattle, Chicago Cubs and Colorado organizations...played in 13 Major League games for the Cubs in 2000...**2002** - Played first base, left field, right field and designated hitter for Jacksonville...ranked third in the Southern League with a .401 on-base percentage...during July, hit .386 (27-for-70) with 17 runs scored and 13 RBI...**2001** - Hit .286 with 26 stolen bases for Elmira of the independent Northern League...named to Eastern Division all-star team...**1998** - Combined for a career-high 16 home runs, 30 doubles and 79 RBI for Double-A Orlando and Triple-A Tacoma...**1997** - Stole career-high 40 bases for Single-A Lancaster...**OTHER** - Cousin of former NFL quarterback and Grambling State University head coach Doug Williams...was an all-state selection in both baseball and football while in high school.

Outfielder

Born: Dec. 25, 1973 in Goleta, CA

Residence: Tarzana, CA

Scouts: Dennis Lieberthal & Rob Wilfong (Detroit)

TARRIK BROCK'S CAREER BATTING RECORD

YEAR	TEAM	AVG	G	AB	R	H	2B	3B	HR	RBI	SH	SF	HP	BB	SO	SB	CS	E
1991	Bristol	.266	55	177	26	47	7	3	1	13	1	1	3	22	42	14	6	6
1992	Fayetteville	.218	100	271	35	59	5	4	0	17	5	1	4	31	69	15	10	4
1993	Fayetteville	.215	116	427	60	92	8	4	3	47	5	4	5	54	108	25	16	10
1994	Lakeland	.233	86	331	43	77	17	14	2	32	2	2	2	38	89	15	6	3
	Trenton	.139	34	115	12	16	1	4	2	11	1	0	2	13	43	3	3	1
1995	Toledo	.194	9	31	4	6	1	0	0	0	0	0	2	17	2	2	1	1
	Jacksonville	.115	9	26	4	3	0	0	0	2	1	0	1	3	14	2	0	1
	Lakeland	.209	28	91	12	19	3	0	0	5	1	0	0	12	32	5	3	2
	Visalia	.225	45	138	21	31	5	2	1	15	2	0	4	17	52	11	1	5
1996	Lakeland	.278	53	212	42	59	11	4	5	27	0	3	5	17	61	9	2	3
	Jacksonville	.127	37	102	14	13	2	0	0	6	0	0	1	10	36	3	3	4
	Fayetteville	.294	32	119	21	35	5	2	1	11	0	1	4	14	31	4	5	2
1997	Lancaster	.269	132	402	88	108	21	12	7	47	6	0	6	78	106	40	8	5
1998	Orlando	.277	111	372	76	103	28	7	15	65	1	5	6	59	110	17	9	2
	Tacoma	.245	24	94	14	23	2	3	1	14	1	1	0	9	28	5	0	0
1999	Carolina	.248	66	218	40	54	10	1	7	23	1	1	1	39	67	7	4	0
	West Tennessee	.217	54	189	29	41	10	4	1	9	1	1	0	33	69	9	4	1
2000	CHICAGO (NL)	.167	13	12	1	2	0	0	0	0	0	0	0	4	4	1	1	1
	Iowa	.263	104	388	60	102	19	5	12	47	2	1	1	43	109	15	7	3
2001	Elmira	.286	74	259	60	74	16	4	4	37	0	2	3	42	85	26	1	2
2002	Jacksonville	.265	111	325	59	86	16	2	9	47	1	3	4	72	93	8	8	5
Major League Totals-1 year		.167	13	12	1	2	0	0	0	0	0	0	0	4	4	1	1	1
Minor League Totals-12 yrs.		.244	1280	4287	720	1048	187	75	71	475	31	26	52	608	1252	235	98	57

BROXTON, Jonathan

Full Name: Jonathan Roy Broxton

Ht: 6-4 Wt: 240 B/T: R/R

High School: Burke County (Waynesboro, GA)

Obtained: Selected in second round of June 2002 First-Year Player Draft

Career Notes: **2002** - In his first professional campaign, was 2-0 with two saves in 11 games, including six starts, for Pioneer League champion Great Falls...struck out 33 batters in 29.2 innings...gave up just one run in 19.2 innings at home...**Other** - In his senior season at Burke County High School, was 9-2 with a 1.21 ERA and 134 strikeouts in 74 innings...entering 2002 draft, was ranked by *Baseball America* as the 62nd-best prospect in the nation.

Right-handed Pitcher

Born: June 16, 1984 in Augusta, GA

Residence: Waynesboro, GA

Scout: Lon Joyce

JONATHAN BROXTON'S CAREER PITCHING RECORD

YEAR	TEAM	W-L	ERA	G	GS	CG	SHO	SV	IP	H	R	ER	HR	HB	BB	SO	WP	BK
2002	Great Falls	2-0	2.76	11	6	0	0	2	29.1	22	9	9	0	3	16	33	0	0
Minor League Totals-1 year		2-0	2.76	11	6	0	0	2	29.1	22	9	9	0	3	16	33	0	0

BRUKS, Juan

Full Name: Juan C. Bruks

Ht: 6-1 Wt: 158 B/T: L/L

School: N/A

Obtained: Signed as a non-drafted free agent on Aug. 21, 2002

Born: Jan. 26, 1985 in San Pedro de Macoris, Dominican Republic

Residence: San Pedro de Macoris, Dominican Republic

Scouts: Pablo Peguero & Andres Joseph

JUAN BRUKS'S CAREER PITCHING RECORD

YEAR	TEAM	W-L	ERA	G	GS	CG	SHO	SV	IP	H	R	ER	HR	HB	BB	SO	WP	BK
2003 will be his first professional season																		

BUSTAMANTE, Richard

Full Name: Richard Y. Bustamante

Ht: 6-1 **Wt:** 165 **B/T:** R/R

School: N/A

Obtained: Signed as a non-drafted free agent on May 4, 2002

Right-handed Pitcher

Born: May 26, 1985 in Portuguesa, Venezuela

Residence: Portuguesa, Venezuela

Scout: Camilo Pascual

RICHARD BUSTAMANTE'S CAREER PITCHING RECORD

YEAR	TEAM	W-L	ERA	G	GS	CG	SHO	SV	IP	H	R	ER	HR	HB	BB	SO	WP	BK
2002	San Joaquin	0-3	7.36	16	3	0	0	0	33.0	45	36	27	3	8	16	23	6	-
Minor League Totals-1 year		0-3	7.36	16	3	0	0	0	33.0	45	36	27	3	8	16	23	6	-

CABRERA, Ruben

Full Name: Ruben Cabrera

Ht: 5-10 **Wt:** 170 **B/T:** R/R

School: Cruz Vitale (Venezuela)

Obtained: Signed as a non-drafted free agent on July 4, 2000

Catcher

Born: July 7, 1981 in Carabobo, Venezuela

Residence: Carabobo, Venezuela

Scout: Camilo Pascual

RUBEN CABRERA'S CAREER BATTING RECORD

YEAR	TEAM	AVG	G	AB	R	H	2B	3B	HR	RBI	SH	SF	HP	BB	SO	SB	CS	E
2001	Santo Domingo	.274	35	95	14	26	4	0	0	14	4	0	1	14	12	1	2	0
2002	Santo Domingo 2	.162	18	37	4	6	0	0	0	3	0	1	0	8	8	1	0	-
	Santo Domingo 1	.184	16	38	7	7	1	0	1	5	1	1	1	0	8	1	0	-
	GCL Dodgers	.133	8	15	0	2	1	0	0	1	0	0	0	1	5	0	0	2
Minor League Totals-2 yrs.		.222	77	185	25	41	6	0	1	23	5	2	2	23	33	3	2	2

CANALES, Josh

Full Name: Joshua Brubaker Canales

Ht: 5-11 **Wt:** 175 **B/T:** R/R

High School: Carson (CA)

Obtained: Selected in 16th round of June 2001 First-Year Draft

Born: Jan. 15, 1979 in Harbor City, CA

Residence: Carson, CA

Colleges: University of Florida (Gainesville, FL) & UCLA

Scout: James Merriweather

Career Notes: **2002** - Appeared in games at second base, third base, shortstop and in the outfield for Vero Beach...**2001** - Started pro career by hitting in six straight games for Great Falls, batting .565 (13-for-23) during that stretch...overall in 10 games, hit .500 (15-for-30) to earn promotion to Single-A Wilmington...**OTHER** - Played two seasons at the University of Florida before transferring to UCLA...as a senior in 2001, earned All-Pac-10 Conference accolades after ranking seventh in the circuit with a .376 (80-for-213) batting mark to go with 15 stolen bases in 38 games...was a 19th-round selection by the Oakland Athletics in the June 1997 draft...earned letters in baseball and football at Carson High School.

JOSH CANALES' CAREER BATTING RECORD

YEAR	TEAM	AVG	G	AB	R	H	2B	3B	HR	RBI	SH	SF	HP	BB	SO	SB	CS	E
2001	Great Falls	.500	9	30	4	15	2	0	0	6	0	0	2	2	3	0	0	2
	Wilmington	.227	52	163	14	37	2	1	1	12	10	1	2	14	28	10	5	9
2002	Vero Beach	.189	71	185	23	35	6	2	0	16	2	0	3	10	38	5	9	9
	Las Vegas	.000	1	1	0	0	0	0	0	0	0	0	0	1	0	0	0	0
Minor League Totals-2 yrs.		.230	133	379	41	87	10	3	1	34	12	1	7	26	70	15	14	20

CARDONA, David

Full Name: David Cardona

Ht: 6-2 **Wt:** 175 **B/T:** R/R

School: Collegios Calasanz (Puerto Rico)

Obtained: Selected in eighth round of June 2001 First-Year Player Draft

Outfielder

Born: Nov. 7, 1982 in San Juan, Puerto Rico

Residence: San Juan, Puerto Rico

Scout: Doug Carpenter

DAVID CARDONA'S CAREER BATTING RECORD

YEAR	TEAM	AVG	G	AB	R	H	2B	3B	HR	RBI	SH	SF	HP	BB	SO	SB	CS	E
2001	GCL Dodgers	.232	47	168	20	39	5	1	0	21	5	0	2	10	42	2	1	3
2002	Great Falls	.216	35	116	11	25	5	1	0	19	0	1	1	13	42	2	3	2
Minor League Totals-2 yrs.		.225	82	284	31	64	10	2	0	40	5	1	3	23	84	4	4	5

CARTER, Ryan

Full Name: Ryan Keith Carter

Ht: 6-2 Wt: 175 B/T: R/R

High School: Riverdale (FL)

Obtained: Selected in 14th round of June 2001 First-Year Player Draft

Outfielder

Born: Jan. 4, 1983 in Fort Myers, FL

Residence: Fort Myers, FL

Scout: Doug Carpenter

RYAN CARTER'S CAREER BATTING RECORD

YEAR	TEAM	AVG	G	AB	R	H	2B	3B	HR	RBI	SH	SF	HP	BB	SO	SB	CS	E
2001	GCL Dodgers	.272	30	92	16	25	3	1	1	10	2	1	9	10	29	4	0	1
2002	Great Falls	.236	18	55	11	13	3	1	2	8	5	0	1	5	14	1	0	2
Minor League Totals-2 yrs.		.259	48	147	27	38	6	2	3	18	7	1	10	15	43	5	0	3

CARVAJAL, Marcos

Full Name: Marcos Jose Carvajal

Ht: 6-4 Wt: 175 B/T: R/R

School: Colegio Alianza Ciudad Bolivar (Venezuela)

Obtained: Signed as a non-drafted free agent on Sept. 26, 2000

Career Notes: 2002 - Was 3-2 with a 1.71 ERA in 13 games, including five starts, for the Gulf Coast League Dodgers...as a reliever, went 3-1 with a 0.76 ERA in eight appearances, striking out 27 in 23.2 innings.

Right-handed Pitcher

Born: Aug. 19, 1984 in Bolivar, Venezuela

Residence: Bolivar, Venezuela

Scout: Camilo Pascual

MARCOS CARVAJAL'S CAREER PITCHING RECORD

YEAR	TEAM	W-L	ERA	G	GS	CG	SHO	SV	IP	H	R	ER	HR	HB	BB	SO	WP	BK
2001	La Pradera	1-2	2.12	9	6	0	0	1	29.2	24	11	7	0	0	11	26	0	0
2002	GCL Dodgers	3-2	1.71	13	5	0	0	0	42.0	30	12	8	0	4	15	35	1	0
Minor League Totals-2 yrs.		4-4	1.88	22	11	0	0	1	71.2	54	23	15	0	4	26	61	1	0

CASTILLO, Albenis

Full Name: Albenis E. Gonzalez Castillo

Ht: 6-4 Wt: 178 B/T: R/R

School: Rodolfo Chiari (Panama)

Obtained: Signed as a non-drafted free agent on Sept. 20, 2000

Right-handed Pitcher

Born: Dec. 24, 1983 in Cocle, Panama

Residence: Cocle, Panama

Scouts: Doug Carpenter & Gustavo Zapata

ALBENIS CASTILLO'S CAREER PITCHING RECORD

YEAR	TEAM	W-L	ERA	G	GS	CG	SHO	SV	IP	H	R	ER	HR	HB	BB	SO	WP	BK
2001	La Pradera	3-2	8.51	11	1	0	0	0	24.1	37	32	23	0	0	12	19	0	1
2002	South Georgia	0-0	0.00	2	1	0	0	0	8.0	5	0	0	0	0	1	2	0	0
Minor League Totals-2 yrs.		3-2	6.40	13	2	0	0	0	32.1	42	32	23	0	0	13	21	0	1

CASTILLO, Luis

Full Name: Luis E. Castillo

Ht: 6-3 Wt: 175 B/T: R/R

School: N/A

Obtained: Signed as a non-drafted free agent on March 12, 2001

Career Notes: 2002 - Combined for a .348 batting average between the Dodgers' two Santo Domingo clubs to rank third in the Dominican Summer League...led Dodger short-season minor leaguers in hits (79) and RBI (47)...with Santo Domingo 1, hit .409 (45-for-110) with six homers and a team-high 33 RBI in 34 games.

Infielder

Born: Jan. 18, 1984 in San Juan de Los Morros, Venezuela

Residence: Estado Guarico, Venezuela

Scout: Camilo Pascual

LUIS CASTILLO'S CAREER BATTING RECORD

YEAR	TEAM	AVG	G	AB	R	H	2B	3B	HR	RBI	SH	SF	HP	BB	SO	SB	CS	E
2002	Santo Domingo 1	.409	34	110	24	45	8	0	6	33	0	2	6	9	19	4	7	-
	Santo Domingo 2	.291	36	117	13	34	7	0	2	14	0	1	3	9	27	5	1	-
Minor League Totals-1 year		.348	70	227	37	79	15	0	8	47	0	3	9	18	46	9	8	-



CASTRO, Ivan

Full Name: Ivan Rosario Castro
 Ht: 6-0 Wt: 189 B/T: R/R
 School: EST No. 2 (Mexico)
 Obtained: Signed as a non-drafted free agent on Nov. 14, 2000

Outfielder

Born: Sept. 11, 1982 in Sinaloa, Mexico
 Residence: Sinaloa, Mexico
 Scout: Mike Brito

IVAN CASTRO'S CAREER BATTING RECORD

YEAR	TEAM	AVG	G	AB	R	H	2B	3B	HR	RBI	SH	SF	HP	BB	SO	SB	CS	E
2001	Santo Domingo	.118	30	85	9	10	0	0	0	4	2	1	1	5	30	4	3	-
2002	Santo Domingo 2	.203	26	79	5	16	3	0	0	4	0	0	1	7	24	0	1	-
Minor League Totals-2 yrs.		.159	56	164	14	26	3	0	0	8	2	1	2	12	54	4	4	-

CEPEDA, Hebert

Full Name: Hebert Javier Cepeda
 Ht: 5-10 Wt: 160 B/T: B/R
 School: Colegio Santa Lucia (Venezuela)
 Obtained: Signed as a non-drafted free agent on Sept. 24, 2000

Catcher

Born: Oct. 11, 1983 in Maracaibo, Venezuela
 Residence: Maracaibo, Venezuela
 Scouts: Camilo Pascual & Juan Davalillo

HEBERT CEPEDA'S CAREER BATTING RECORD

YEAR	TEAM	AVG	G	AB	R	H	2B	3B	HR	RBI	SH	SF	HP	BB	SO	SB	CS	E
2001	La Pradera	.243	47	144	21	35	5	0	2	13	0	0	0	22	36	1	0	0
2002	San Joaquin	.181	52	155	13	28	7	0	2	13	2	1	6	14	36	3	1	-
Minor League Totals-2 yrs.		.211	99	299	34	63	12	0	4	26	2	1	6	36	72	4	1	0

CERRILLO, Francisco

Full Name: Francisco Camacho Cerrillo
 Ht: 6-4 Wt: 190 B/T: R/R
 School: N/A
 Obtained: Signed as a non-drafted free agent on May 20, 2001

Right-handed Pitcher

Born: Oct. 6, 1983 in Mazatlan, Mexico
 Residence: Mazatlan, Mexico
 Scout: Mike Brito

FRANCISCO CERRILLO'S CAREER PITCHING RECORD

YEAR	TEAM	W-L	ERA	G	GS	CG	SHO	SV	IP	H	R	ER	HR	HB	BB	SO	WP	BK
2001	Santo Domingo	3-2	4.75	11	9	0	0	0	36.0	42	26	19	4	1	11	15	2	2
2002	Santo Domingo 1	5-3	4.96	10	10	0	0	0	52.2	48	33	29	0	4	22	24	5	2
	GCL Dodgers	0-1	2.84	5	0	0	0	0	6.1	6	3	2	0	0	2	4	1	0
Minor League Totals-2 yrs		8-6	4.74	26	19	0	0	0	95.0	96	62	50	4	5	35	43	8	4

CERVANTES, Sergio

Full Name: Sergio Cervantes
 Ht: 6-2 Wt: 186 B/T: R/R
 School: Alberto Einstein (Mexico)
 Obtained: Signed as a non-drafted free agent on Feb. 2, 2002

Right-handed Pitcher

Born: Oct. 8, 1983 in Sinaloa, Mexico
 Residence: Sinaloa, Mexico
 Scout: Mike Brito

SERGIO CERVANTES' CAREER PITCHING RECORD

YEAR	TEAM	W-L	ERA	G	GS	CG	SHO	SV	IP	H	R	ER	HR	HB	BB	SO	WP	BK
2002	Santo Domingo 2	0-2	2.49	10	0	0	0	0	21.2	11	8	6	0	1	11	17	0	0
Minor League Totals-1 year		0-2	2.49	10	0	0	0	0	21.2	11	8	6	0	1	11	17	0	0

COLLINS, Mike**Full Name:** Michael Anthony Collins**Ht:** 5-9 **Wt:** 166 **B/T:** R/R**High School:** Mountain Pointe (Phoenix, AZ)**Obtained:** Signed as a non-drafted free agent on June 11, 1998

Career Notes: **2002** - Represented Jacksonville in both the Double-A and Southern League all-star games...ranked third in the SL with a club-leading .313 batting average...topped league second basemen with a .988 fielding percentage (six errors in 490 total chances) in 95 games...also played 25 games at shortstop and five at third base...overall, compiled a .986 fielding mark (8 E/569 TC)...hit .384 (33-for-86) with 13 RBI in June and .346 (18-for-52) in April...rated by league managers as being the best defensive second baseman in the Southern League...**2001** - Played for both Vero Beach and Jacksonville...during June for Vero Beach, hit .333 (30-for-90) with 16 RBI...**2000** - Played in 103 games (68 at second base, 26 at third, 12 at shortstop and one in left field) and hit .292 for California League champ San Bernardino...had a 14-game hitting streak from June 26-July 14...**1999** - While with Vero Beach, hit .447 (17-for-38) in 11 games from May 14-24 and .412 (14-for-34) with 10 RBI in a 10-game stretch from July 5-16.

Infielder**Born:** Jan. 29, 1977 in Phoenix, AZ**Residence:** Phoenix, AZ**College:** Arizona State University (Tempe, AZ)**Scout:** Tom Thomas**MIKE COLLINS' CAREER BATTING RECORD**

YEAR	TEAM	AVG	G	AB	R	H	2B	3B	HR	RBI	SH	SF	HP	BB	SO	SB	CS	E
1998	Great Falls	.308	44	143	23	44	10	3	0	18	10	2	3	13	19	4	2	10
	Yakima	.284	18	67	5	19	2	0	0	2	3	0	1	4	6	2	6	8
1999	Vero Beach	.267	101	356	37	95	10	2	3	31	9	3	1	34	68	8	12	14
	San Antonio	.333	7	12	1	4	0	0	0	1	0	0	0	5	2	0	1	1
2000	San Bernardino	.292	103	342	50	100	12	0	0	36	6	8	1	44	45	11	6	13
2001	Vero Beach	.276	74	268	29	74	11	0	2	24	6	2	2	37	26	5	3	8
	Jacksonville	.128	17	39	1	5	0	0	0	3	0	2	0	5	9	2	1	1
2002	Jacksonville	.313	117	384	40	120	14	1	0	45	6	2	1	44	36	7	1	8
Minor League Totals-5 yrs.		.286	481	1611	186	461	59	6	5	159	41	19	9	186	211	39	32	63

COMFORT, Geoff**Full Name:** Geoffrey G. Comfort**Ht:** 6-0 **Wt:** 210 **B/T:** R/R**High School:** Serra (San Mateo, CA)**Colleges:** Cal. State Fullerton University & College of San Mateo**Obtained:** Signed as a non-drafted free agent on June 29, 2002**Scout:** Bill Bavasi

Notes: As a sophomore at the College of San Mateo (CA) in 2000, ranked fifth in the state with a .470 batting average and was second with an .896 slugging percentage...graduate of Junipero Serra High, the same school attended by Barry Bonds, Jim Fregosi and Gregg Jefferies...as a prep senior, he was an all-state selection after batting .579 with 11 homers, nine doubles, 41 RBI and 39 runs scored in just 30 games.

Outfielder**Born:** March 27, 1980 in San Francisco, CA**Residence:** Burlingame, CA**GEOFF COMFORT'S CAREER BATTING RECORD**

YEAR	TEAM	AVG	G	AB	R	H	2B	3B	HR	RBI	SH	SF	HP	BB	SO	SB	CS	E
2002	GCL Dodgers	.213	29	89	13	19	7	0	2	14	1	1	4	18	17	4	0	1
Minor League Totals-1 year		.213	29	89	13	19	7	0	2	14	1	1	4	18	17	4	0	1

CRISSOTOMO, Miguelangelo**Full Name:** Miguelangelo Crissotomo**Ht:** 5-11 **Wt:** 155 **B/T:** B/R**School:** N/A**Obtained:** Signed as a non-drafted free agent on May 14, 2001

Career Notes: **2002** - Topped Dodger short-season minor leaguers in runs scored (48) and triples (6) for Santo Domingo 1...also led team in hits (72) and doubles (10, tied) and was second in stolen bases (20).

Born: Jan. 29, 1984 in Bayaguana, Dominican Republic**Residence:** Bayaguana, Dominican Republic**Scout:** Pablo Peguero & Ezequiel Sepulveda**MIGUELANGELO CRISSOTOMO'S CAREER BATTING RECORD**

YEAR	TEAM	AVG	G	AB	R	H	2B	3B	HR	RBI	SH	SF	HP	BB	SO	SB	CS	E
2001	Santo Domingo	.208	61	212	49	44	10	1	0	20	4	2	3	56	46	13	3	--
2002	Santo Domingo 1	.306	64	235	48	72	10	6	1	24	4	2	1	47	43	20	11	--
Minor League Totals-2 year		.260	125	447	97	116	20	7	1	44	8	4	4	103	89	33	14	--



CROSBY, Bubba

Full Name: Richard Stephen Crosby
Ht: 5-11 **Wt:** 185 **B/T:** L/L
High School: Bellaire (TX)

Obtained: Selected in the first round of June 1998 First-Year Player Draft

Career Notes: **2002** - Was the starting center fielder for Las Vegas before moving on to Jacksonville where he was primarily the Suns' starting left fielder...hit a combined .261 with 11 homers and 56 RBI in 111 games...between the two clubs, had a .325 (40-for-123) batting mark and 42 RBI with runners in scoring position...combined for a .992 fielding percentage (two errors in 259 total chances)...returned to Las Vegas for the playoffs and batted .316 (6-for-19) in four games...**2001** - Led Southern League co-champion Jacksonville with a .302 batting mark...selected to National League squad for Double-A All-Star Game...also played for Eastern Division team in SL All-Star Game...promoted to Las Vegas on Aug. 11...rejoined Jacksonville for the Southern League playoffs and during five-game series against Chattanooga, hit .385 (5-for-13) with five walks, three runs scored and four RBI...named to postseason SL all-star team...during June, batted .385 (37-for-96) with 19 runs scored and 13 RBI...on June 21 at Tennessee, went 4-for-6 with two homers, three runs scored and four RBI...played all three outfield positions for the Suns...**2000** - Spent majority of the regular season with Vero Beach, ranking second on the club with 27 stolen bases...while playing for Peoria in the Arizona Fall League, finished with the third-best average among hitters with 100 or more at-bats (.346) and was third in the league with 36 hits...**1999** - Hit .296 in 96 games for California League champion San Bernardino...out of action from June 13-July 23 with a torn ligament in his right knee...had a 13-game hitting streak, batting .478 (22-for-46) with eight RBI during the stretch...**OTHER** - As a junior at Rice University in 1998, earned All-America honors after hitting .394 with 25 home runs and 91 RBI...finished season with school-record 30-game hitting streak...homered in seven straight games at one point...in 1997, tied for first in NCAA Division I with 11 triples...in three-year college career, hit .355 with 59 homers, 42 doubles, 20 triples and 243 RBI in 173 games.

Born: Aug. 11, 1976 in Houston, TX
Residence: Bellaire, TX

College: Rice University (Houston, TX)

Scout: Bill Barkley

Outfielder

BUBBA CROSBY'S CAREER BATTING RECORD

YEAR	TEAM	AVG	G	AB	R	H	2B	3B	HR	RBI	SH	SF	HP	BB	SO	SB	CS	E
1998	San Bernardino	.216	56	199	25	43	9	2	0	14	4	3	0	17	38	3	5	1
1999	San Bernardino	.296	96	371	53	110	21	3	1	37	4	1	6	42	71	19	8	5
2000	Vero Beach	.266	73	274	50	73	13	8	8	51	3	1	7	31	41	27	10	4
	San Bernardino	.250	3	12	2	3	0	0	0	2	0	0	0	4	1	0	0	0
2001	Jacksonville	.302	107	384	68	116	22	5	6	47	7	7	8	37	60	22	6	3
	Las Vegas	.214	13	42	5	9	2	1	0	5	0	0	0	1	8	1	1	0
2002	Las Vegas	.262	73	279	26	73	12	1	9	36	3	1	2	19	47	3	1	2
	Jacksonville	.260	38	150	14	39	6	2	2	20	1	1	2	11	23	7	3	0
Minor League Totals-5 yrs.		.272	459	1711	243	466	85	22	26	212	22	14	25	158	292	83	34	15

CRUZ, Carlos

Full Name: Carlos M. Cruz
Ht: 6-2 **Wt:** 175 **B/T:** R/R
School: N/A

Obtained: Signed as a non-drafted free agent on Feb. 28, 2002

Born: Feb. 26, 1985 in Santiago, Dominican Republic
Residence: Santiago, Dominican Republic

Scout: Pablo Peguero

Outfielder

CARLOS CRUZ'S CAREER BATTING RECORD

YEAR	TEAM	AVG	G	AB	R	H	2B	3B	HR	RBI	SH	SF	HP	BB	SO	SB	CS	E
2002	Santo Domingo 1	.265	51	170	24	45	10	4	2	27	2	1	4	16	54	5	10	-
Minor League Totals-1 year		.265	51	170	24	45	10	4	2	27	2	1	4	16	54	5	10	-

CUEN, David

Full Name: David Sereno Cuen
Ht: 6-4 **Wt:** 180 **B/T:** L/L
High School: Cibola (AZ)

Obtained: Selected in seventh round of June 2001 First-Year Player Draft

Career Notes: **2001** - Posted a 4-0 record and ranked third in the Gulf Coast League with a 1.42 ERA...led club with 49 strikeouts in 50.2 innings...held opponents to a .179 batting average.

Born: Aug. 4, 1983 in Yuma, AZ

Residence: Somerton, AZ

Scout: Tom Thomas

Left-handed Pitcher

DAVID CUEN'S CAREER PITCHING RECORD

YEAR	TEAM	W-L	ERA	G	GS	CG	SHO	SV	IP	H	R	ER	HR	HB	BB	SO	WP	BK
2001	GCL Dodgers	4-0	1.42	13	6	0	0	0	50.2	32	14	8	1	2	17	49	4	1
2002	GCL Dodgers	1-0	0.00	3	2	0	0	0	16.0	8	1	0	0	0	2	11	0	0
	Great Falls	2-3	4.07	10	9	0	0	0	42.0	48	23	19	0	1	13	42	4	0
Minor League Totals-2 yrs		7-3	2.24	26	17	0	0	0	108.2	88	38	27	1	3	32	102	8	1

CUEVAS, Enil

Full Name: Enil E. Cuevas

Ht: 6-0 Wt: 155 B/T: R/R

School: N/A

Obtained: Signed as a non-drafted free agent on Feb. 16, 2002

Outfielder

Born: Dec. 6, 1984 in San Cristobal, Dominican Republic

Residence: San Cristobal, Dominican Republic

Scouts: Pablo Peguero & Maximo Gross

ENIL CUEVAS' CAREER BATTING RECORD

YEAR	TEAM	AVG	G	AB	R	H	2B	3B	HR	RBI	SH	SF	HP	BB	SO	SB	CS	E
2002	Santo Domingo 1	.192	50	146	26	28	6	4	0	10	5	0	3	21	63	8	2	-
Minor League Totals-1 year		.192	50	146	26	28	6	4	0	10	5	0	3	21	63	8	2	-

DASNI, Chales

Full Name: Chales Dasni

Ht: 6-3 Wt: 168 B/T: R/R

School: N/A

Obtained: Signed as a non-drafted free agent on Dec. 23, 2002

Right-handed Pitcher

Born: July 21, 1985 in Ramon Santiago, Dominican Republic

Residence: Ramon Santiago, Dominican Republic

Scout: Andres Joseph

CHALES DASNI'S CAREER PITCHING RECORD

YEAR	TEAM	AVG	G	AB	R	H	2B	3B	HR	RBI	SH	SF	HP	BB	SO	SB	CS	E	
2003 will be his first professional season																			

DE AZA, Alejandro

Full Name: Alejandro De Aza

Ht: 6-0 Wt: 174 B/T: L/L

School: N/A

Obtained: Signed as a non-drafted free agent on May 1, 2001

Born: April 11, 1984 in Guaymote, Dominican Republic

Residence: La Romana, Dominican Republic

Scout: Pablo Peguero

ALEJANDRO DE AZA'S CAREER BATTING RECORD

YEAR	TEAM	AVG	G	AB	R	H	2B	3B	HR	RBI	SH	SF	HP	BB	SO	SB	CS	E
2001	Santo Domingo	.303	68	244	47	74	16	7	3	37	5	1	8	35	27	7	9	-
2002	GCL Dodgers	.227	38	128	27	29	6	1	1	14	2	1	2	22	17	16	2	6
Minor League Totals-2 yrs.		.277	106	372	74	103	22	8	4	51	7	2	10	57	44	23	11	6

DE LA CRUZ, Hamlet

Full Name: Hamlet De La Cruz

Ht: 6-2 Wt: 175 B/T: R/R

School: N/A

Obtained: Signed as a non-drafted free agent on Nov. 12, 2001

Born: Nov. 16, 1984 in San Pedro de Macoris, Dominican Republic

Residence: San Pedro de Macoris, Dominican Republic

Scouts: Pablo Peguero & Angel Santana

HAMLET DE LA CRUZ'S CAREER PITCHING RECORD

YEAR	TEAM	W-L	ERA	G	GS	CG	SHO	SV	IP	H	R	ER	HR	HB	BB	SO	WP	BK
2002	Santo Domingo 2	0-0	0.00	6	0	0	0	2	10.1	3	1	0	0	0	6	10	0	1
Minor League Totals-1 year		0-0	0.00	6	0	0	0	2	10.1	3	1	0	0	0	6	10	0	1

DE LA CRUZ, Julian

Full Name: Julian De La Cruz

Ht: 5-11 Wt: 170 B/T: R/R

School: N/A

Obtained: Signed as a non-drafted free agent on Dec. 17, 2001

Born: July 23, 1984 in La Victoria, Dominican Republic

Residence: La Victoria, Dominican Republic

Scout: Pablo Peguero

JULIAN DE LA CRUZ'S CAREER PITCHING RECORD

YEAR	TEAM	W-L	ERA	G	GS	CG	SHO	SV	IP	H	R	ER	HR	HB	BB	SO	WP	BK
2002	Santo Domingo 1	1-3	2.72	23	2	0	0	4	49.2	38	27	15	2	3	22	37	6	3
Minor League Totals-1 year		1-3	2.72	23	2	0	0	4	49.2	38	27	15	2	3	22	37	6	3



DE LA CRUZ, Melky

Full Name: Melky De La Cruz
Ht: 6-3 **Wt:** 190 **B/T:** R/R
School: N/A
Obtained: Signed as a non-drafted free agent on Oct. 3, 2001

Right-handed Pitcher

Born: April 15, 1985 in Santo Domingo, Dominican Republic
Residence: Villa Mella, Dominican Republic
Scout: Pablo Peguero

MELKY DE LA CRUZ'S CAREER PITCHING RECORD

YEAR	TEAM	W-L	ERA	G	GS	CG	SHO	SV	IP	H	R	ER	HR	HB	BB	SO	WP	BK
2002	Santo Domingo 2	0-0	5.63	9	0	0	0	0	8.0	9	5	5	0	2	11	4	4	0
	Santo Domingo 1	0-0	11.25	5	0	0	0	0	4.0	6	5	5	0	1	3	2	5	0
Minor League Totals-1 year		0-0	7.50	12	0	0	0	0	12.0	15	10	10	0	3	14	6	9	0

DE LA ROSA, Carlos

Full Name: Carlos Mora De La Rosa
Ht: 6-2 **Wt:** 185 **B/T:** R/R
School: N/A
Obtained: Signed as a non-drafted free agent on Jan. 29, 2002

Outfielder

Born: June 3, 1985 in El Aguacate, Dominican Republic
Residence: Santo Domingo, Dominican Republic
Scout: Pablo Peguero & Ezequiel Sepulveda

CARLOS DE LA ROSA'S CAREER BATTING RECORD

YEAR	TEAM	AVG	G	AB	R	H	2B	3B	HR	RBI	SH	SF	HP	BB	SO	SB	CS	E
2002	Santo Domingo 2	.213	65	211	30	45	12	3	8	29	1	3	4	19	38	6	7	--
Minor League Totals-1 year		.213	65	211	30	45	12	3	8	29	1	3	4	19	38	6	7	--

DE LOS SANTOS, Deiby

Full Name: Deiby De Los Santos
Ht: 5-10 **Wt:** 160 **B/T:** L/L
School: La Estancia (Dominican Republic)
Obtained: Signed as a non-drafted free agent on Nov. 19, 2001

Outfielder

Born: Feb. 14, 1984 in Azua, Dominican Republic
Residence: Azua, Dominican Republic
Scouts: Pablo Peguero & Maximo Gross

DEIBY DE LOS SANTOS' CAREER BATTING RECORD

YEAR	TEAM	AVG	G	AB	R	H	2B	3B	HR	RBI	SH	SF	HP	BB	SO	SB	CS	E
2002	Santo Domingo 2	.255	62	212	29	54	15	5	5	29	2	1	1	18	42	7	6	--
Minor League Totals-1 year		.255	62	212	29	54	15	5	5	29	2	1	1	18	42	7	6	--

DE LOS SANTOS, Omar

Full Name: Omar De Los Santos
Ht: 6-0 **Wt:** 162 **B/T:** R/R
School: Liceo Jose Joaquin Perez (Dominican Republic)
Obtained: Signed as a non-drafted free agent on Nov. 16, 1998

Infielder

Born: Aug. 13, 1981 in San Pedro de Macoris, Dominican Republic
Residence: San Pedro de Macoris, Dominican Republic
Scouts: Pablo Peguero & Rafael Gonzalez

OMAR DE LOS SANTOS' CAREER BATTING RECORD

YEAR	TEAM	AVG	G	AB	R	H	2B	3B	HR	RBI	SH	SF	HP	BB	SO	SB	CS	E
1999	La Romana	.270	69	230	34	62	11	0	3	27	5	3	2	32	46	5	5	34
2000	Santo Domingo	.268	60	205	38	55	9	1	3	26	2	3	3	41	43	7	5	23
2001	GCL Dodgers	.303	9	33	7	10	4	0	0	3	1	1	0	3	4	1	1	1
	Great Falls	.186	37	102	13	19	1	0	1	7	2	1	1	5	32	2	1	11
2002	South Georgia	.204	46	147	12	30	4	0	1	15	3	0	4	14	45	6	2	10
	Great Falls	.260	33	123	29	32	5	4	1	14	0	1	2	12	41	3	4	11
Minor League Totals-4 yrs.		.248	254	840	133	208	34	5	9	92	13	9	12	107	211	24	18	90

2002 DODGER ORGANIZATION LEADERS - SHORT-SEASON CLUBS

BATTING			PITCHING		
Average:	James Loney (GF)	.371	Wins :	Arturo Lopez (GF)	7
Runs:	Junior Tavarez (SD1)	48		Alvis Ojeda (SD1)	
Hits:	Luis Castillo (SD1/2)	79	ERA:	Jonathan Figueroa (GF)	1.42
Doubles:	James Loney (GF)	22	Games:	Dimas Reina (GF)	31
Triples:	Junior Tavarez (SD1)	6	Comp. Games:	None	
Home Runs:	Delwyn Young (GF)	10	Shutouts:	None	
RBI:	Luis Castillo (SD1/2)	47	Saves:	Dimas Reina (GF)	7
Stolen Bases:	Fausto Lopez (SD1)	21	Innings:	Arturo Lopez (GF)	76.1
			Strikeouts:	Arturo Lopez (GF)	72
				Alvis Ojeda (SD1)	

PLAYER DEVELOPMENT

DETIENNE, Dave**Full Name:** David Joseph Detienne**Ht:** 6-3 **Wt:** 190 **B/T:** R/R**High School:** Auburn Drive (Canada)**Obtained:** Selected in 25th round of 1997 First-Year Draft

Career Notes: **2002** - Represented Vero Beach in the Florida State League All-Star Game...was primarily the Dodgers' starting shortstop, but also saw action at first and third base...batted .323 (32-for-99) with 10 doubles and 12 RBI during May...elevated to Jacksonville in September and appeared in three Southern League playoff games...**2001** - Was successful in 25 of 29 stolen base attempts (86 percent) for Wilmington...played all four infield positions...**2000** - Ranked second on Great Falls team with 18 stolen bases, six homers, 10 doubles and 90 total bases...went 5-for-7 with two RBI July 29 at Butte...during July, batted .322 (29-for-90) with 13 RBI.

Born: Aug. 16, 1979 in Halifax, Nova Scotia, Canada**Residence:** Dartmouth, Nova Scotia, Canada**College:** Indian River Community College (Fort Pierce, FL)**Scouts:** Claude Pelletier & Jim Stoeckel**Infielder****DAVE DETIENNE'S CAREER BATTING RECORD**

YEAR	TEAM	AVG	G	AB	R	H	2B	3B	HR	RBI	SH	SF	HP	BB	SO	SB	CS	E
1998	Yakima	.193	32	88	10	17	3	0	0	6	2	1	0	7	22	6	3	12
	Great Falls	.221	21	68	9	15	3	0	0	9	2	1	0	6	21	7	1	8
1999	Great Falls	.216	47	153	22	33	3	0	1	16	2	2	5	11	34	9	5	11
2000	Great Falls	.241	64	241	41	58	10	2	6	34	2	2	4	22	60	18	5	24
2001	Wilmington	.264	83	280	36	74	10	3	1	13	4	0	4	14	63	25	4	13
2002	Vero Beach	.249	103	342	34	85	20	1	5	40	1	5	5	23	96	10	4	21
	Jacksonville	.000	2	8	0	0	0	0	0	0	0	0	0	2	0	0	0	0
Minor League Totals-5 yrs.		.239	352	1180	152	282	49	6	13	118	13	11	18	83	298	75	22	89

DEVEY, Phil**Full Name:** Philip Alexandre Devey**Ht:** 6-0 **Wt:** 170 **B/T:** L/L**High School:** Laurentian Regional (Canada)**Obtained:** Selected in the fifth round of June 1999 First-Year Player Draft

Career Notes: **2002** - Was 3-1 with a 1.91 ERA in eight games (seven starts) for Jacksonville before being promoted to Las Vegas...**2001** - Tied for second on the Southern League co-champion Jacksonville club with eight wins...between Vero Beach and Jacksonville, averaged just 1.6 walks per nine innings as he issued 21 free passes in 119.1 innings while striking out 82...following the season, pitched for Team Canada in World Cup tournament in Taiwan...**2000** - Finished third in the California League with 172.1 innings pitched for league champion San Bernardino...**1999** - Was first among Yakima pitchers in strikeouts (56)...named Northwest League Pitcher of the Week from Aug. 16-22 after allowing just one run on seven hits in a complete-game victory over Eugene...it was the club's lone complete game of the season.

Born: May 31, 1977 in St. Jerome, Quebec, Canada**Residence:** Lachute, Quebec, Canada**College:** Southwest Louisiana State University**Scout:** Chris Smith**Left-handed Pitcher****PHIL DEVEY'S CAREER PITCHING RECORD**

YEAR	TEAM	W-L	ERA	G	GS	CG	SHO	SV	IP	H	R	ER	HR	HB	BB	SO	WP	BK
1999	Yakima	5-4	3.91	13	13	1	0	0	78.1	70	43	34	6	9	27	56	6	1
2000	San Bernardino	6-11	3.76	29	24	1	0	0	172.1	179	86	72	13	13	54	112	3	1
2001	Vero Beach	0-0	2.57	3	0	0	0	1	7.0	8	2	2	1	0	6	0	0	0
	Jacksonville	8-2	3.77	24	17	0	0	1	112.1	121	56	47	12	8	21	76	4	2
	Las Vegas	0-2	11.05	3	3	0	0	0	14.2	25	18	18	1	1	9	7	1	1
2002	Jacksonville	3-1	1.91	8	7	0	0	0	47.0	44	12	10	1	2	12	20	1	1
	Las Vegas	2-4	5.83	26	10	0	0	0	75.2	115	54	49	8	4	29	34	3	0
Minor League Totals-4 yrs.		24-24	4.12	106	74	2	0	2	507.1	562	271	232	42	37	152	311	18	6

2002 DODGER ORGANIZATION LEADERS - FULL-SEASON CLUBS

BATTING			PITCHING		
Average :	Joe Thurston (LV)	.334	Wins:	Heath Totten (VB/JAC)	12
Runs:	Joe Thurston (LV)	106	ERA:	Edwin Jackson (SG)	1.98
Hits:	Joe Thurston (LV)	196		Randy Leek (SG/JAC)	
Doubles:	Joe Thurston (LV)	39	Games:	Steve Colyer (JAC)	59
Triples:	R. Abercrombie (VB)	13	Comp. Games:	Francisco Cruceta (SG)	3
	Joe Thurston (LV)		Shutouts:	Francisco Cruceta (SG)	2
Home Runs:	Chin-Feng Chen (LV)	26	Saves:	Lino Urdaneta (VB/JAC)	32
RBI:	Chin-Feng Chen (LV)	84	Innings:	Robert Ellis (LV)	172.2
Stolen Bases:	Shane Victorino (JAC)	45	Strikeouts:	Joel Hanrahan (VB/JAC)	149



DIAZ, Jose R.

Full Name: Jose Rafael Diaz
Ht: 6-4 Wt: 230 B/T: R/R
School: N/A

Obtained: Signed as a non-drafted free agent on May 14, 2001

Career Notes: **2002** - Pitched for three different affiliates, combining for a 5-3 record and 2.82 ERA in 16 games (12 starts), covering 60.2 innings...started season with the Gulf Coast League Dodgers and was 3-1 with a 1.95 ERA in 10 games, limiting opposing batters to a .174 average...ranked by *Baseball America* as the fifth-best prospect in the GCL...allowed no earned runs and just six hits in his first seven appearances, covering 18.2 innings...**2001** - Pitching for Santo Domingo of the Dominican Summer League, topped all Dodger short-season minor leaguers in wins (8) and games pitched (28).

Right-handed Pitcher

Born: Feb. 27, 1984 in La Romana, Dominican Republic
Residence: La Romana, Dominican Republic
Scouts: Andres Joseph & Pablo Peguero

JOSE R. DIAZ'S CAREER PITCHING RECORD

YEAR	TEAM	W-L	ERA	G	GS	CG	SHO	SV	IP	H	R	ER	HR	HB	BB	SO	WP	BK
2001	Santo Domingo	8-3	3.66	28	0	0	0	5	32.0	28	15	13	2	2	24	32	7	2
2002	GCL Dodgers	3-1	1.95	10	6	0	0	0	32.1	19	11	7	0	4	12	26	1	1
	South Georgia	1-1	3.94	3	3	0	0	0	16.0	16	7	7	0	1	10	7	0	0
	Great Falls	1-1	3.65	3	3	0	0	0	12.1	11	6	5	1	1	6	14	0	1
Minor League Totals-2 yrs		13-6	3.11	44	12	0	0	5	92.2	74	39	32	3	8	52	79	8	4

DIAZ, Victor

Full Name: Victor Israel Diaz III
Ht: 6-0 Wt: 200 B/T: R/R
High School: Roberto Clemente (Chicago, IL)

Born: Dec. 10, 1981 in Santo Domingo, Dominican Republic
Residence: Chicago, IL

Obtained: Selected in 37th round of 2000 First-Year Draft

Scouts: Mike Leuzinger & Bob Szymkowski

Career Notes: **2002** - Won a second straight league batting title as he hit .350 in 91 games for South Georgia to lead the South Atlantic League before being promoted to Jacksonville...also topped SAL with a .521 slugging percentage...selected to play in both the All-Star Futures Game in Milwaukee and the SAL All-Star Game...led South Georgia with 26 doubles and 64 runs scored...batted .400 (40-for-100) with 22 RBI in June, .358 (39-for-109) with 22 RBI in May and .348 (32-for-92) in April...between South Georgia and Jacksonville, played 76 games at third base, 31 games at first base and 17 games at second base...named to SAL postseason all-star team...in a poll of league managers, was chosen as the SAL's most exciting player and best batting prospect as well as having the best infield arm...**2001** - Had a huge first professional season as he won the Gulf Coast League batting crown with a .354 clip...also was the league leader in hits (69), doubles (22), extra-base hits (27) and slugging percentage (.533) as well as finishing fourth in on-base percentage (.414)...his batting mark led all Dodger short-season minor leaguers...among GCL second basemen, was first in assists (132) and putouts (88)...selected to GCL postseason all-star squad...named by *Baseball America* as the seventh-best prospect in the Gulf Coast League...**OTHER** - In his only campaign at Grayson County College in 2001, earned first team All-NJCAA (National Junior College Athletic Association) Division I All-American honors as an infielder...received all-state accolades all four seasons at Roberto Clemente High School in Chicago.

Infielder

VICTOR DIAZ'S CAREER BATTING RECORD

YEAR	TEAM	AVG	G	AB	R	H	2B	3B	HR	RBI	SH	SF	HP	BB	SO	SB	CS	E
2001	GCL Dodgers	.354	53	195	36	69	22	2	3	31	1	3	6	16	23	6	3	12
2002	South Georgia	.350	91	349	64	122	26	2	10	58	0	5	10	27	69	20	6	23
	Jacksonville	.211	42	152	22	32	7	0	4	24	0	1	3	7	42	7	5	3
Minor League Totals-2 yrs		.320	186	696	122	223	55	4	17	113	1	9	19	50	134	33	14	38

DUMESNIL, Bryan

Full Name: Bryan William Dumesnil
Ht: 6-3 Wt: 210 B/T: R/L
School: Wellington Sr. Sec (Canada)
Obtained: Signed as a non-drafted free agent on Nov. 15, 2001

Born: Sept. 19, 1983 in Nanaimo, British Columbia, Canada
Residence: Nanaimo, British Columbia, Canada

Scouts: Jim Chapman & Dan Rodgers

Left-handed Pitcher

BRYAN DUMESNIL'S CAREER PITCHING RECORD

YEAR	TEAM	W-L	ERA	G	GS	CG	SHO	SV	IP	H	R	ER	HR	HB	BB	SO	WP	BK
2002	GCL Dodgers	5-1	2.87	20	0	0	0	0	31.1	28	15	10	0	3	24	30	8	0
Minor League Totals-1 year		5-1	2.87	20	0	0	0	0	31.1	28	15	10	0	3	24	30	8	0

DUNNING, Justin

Full Name: Justin Blake Dunning
Ht: 6-3 **Wt:** 210 **B/T:** R/R
High School: University (Tustin, CA)

Obtained: Selected from NY Mets in Rule 5 Draft on Dec. 13, 2001

Career Notes: Originally drafted (12th round) and signed by Seattle in 1998...traded to Mets on Sept. 14, 1999...**OTHER** - Majored in earth systems at Stanford University...had a 4.33 GPA and was a National Merit Scholar in high school...his father Steve pitched seven seasons in the Major Leagues (1970-74, 76-77) with Cleveland, Texas, California, Montreal and Oakland.

Right-handed Pitcher

Born: Feb. 16, 1977 in Dallas, TX

Residence: Tustin, CA

College: Stanford University (Palo Alto, CA)

Scout: Larry Harper (Seattle)

JUSTIN DUNNING'S CAREER PITCHING RECORD

YEAR	TEAM	W-L	ERA	G	GS	CG	SHO	SV	IP	H	R	ER	HR	HB	BB	SO	WP	BK
1998	Everett	1-3	6.60	13	9	0	0	0	46.1	53	40	34	4	5	30	46	10	0
1999	Wisconsin	4-4	5.61	25	8	0	0	2	69.0	79	50	43	8	8	36	76	17	0
2000	Columbia	5-11	6.08	28	26	0	0	0	120.0	114	91	81	8	17	71	128	31	0
2001	St. Lucie	5-4	3.43	39	0	0	0	1	65.2	46	31	25	4	7	62	64	8	0
2002	Jacksonville	0-0	4.82	8	0	0	0	0	9.1	5	7	5	0	0	11	8	3	0
	Vero Beach	4-5	5.14	26	9	0	0	1	70.0	68	48	40	7	11	46	46	15	0
Minor League Totals-5 yrs.		19-27	5.40	139	52	0	0	4	380.1	365	267	228	31	48	256	368	84	0

DUPLISSEA, Bill

Full Name: William Joseph Duplissea

Ht: 6-0 **Wt:** 200 **B/T:** R/R

High School: Junipero Serra (San Diego, CA)

Obtained: Signed as a non-drafted free agent on July 31, 1999

Catcher

Born: Sept. 27, 1977 in San Carlos, CA

Residence: San Carlos, CA

College: University of California, Santa Barbara

Scout: Joe Ferrone

BILL DUPLISSEA'S CAREER BATTING RECORD

YEAR	TEAM	AVG	G	AB	R	H	2B	3B	HR	RBI	SH	SF	HP	BB	SO	SB	CS	E
1999	Yakima	.152	13	33	5	5	2	0	1	4	0	1	3	5	7	2	1	1
2000	Great Falls	.154	5	13	1	2	0	0	0	1	0	1	0	2	3	0	0	1
	San Bernardino	.222	7	9	1	2	0	0	0	1	0	0	0	2	4	1	0	0
	Albuquerque	.263	9	19	3	5	2	0	1	4	0	0	1	0	8	0	0	0
	Vero Beach	.143	3	7	1	1	1	0	0	0	0	0	0	2	1	0	0	1
2001	Jacksonville	.150	17	40	1	6	2	0	0	4	1	0	3	5	14	0	0	1
	Vero Beach	.187	39	107	8	20	4	2	0	6	3	0	7	11	37	1	0	2
2002	Vero Beach	.186	25	70	10	13	1	0	0	7	2	0	1	14	20	0	0	2
	Jacksonville	.286	8	14	2	4	1	0	0	2	0	0	0	4	7	0	0	0
Minor League Totals- 4 yrs.		.186	126	312	32	58	13	2	2	29	6	2	15	45	101	4	1	8

ENARNACION, Alfredo

Full Name: Alfredo Encarnacion

Ht: 6-0 **Wt:** 163 **B/T:** R/R

School: Padre Billini (Dominican Republic)

Obtained: Signed as a non-drafted free agent on April 29, 2001

Right-handed Pitcher

Born: Nov. 18, 1983 in Comendador, Dominican Republic

Residence: Santo Domingo, Dominican Republic

Scout: Pablo Peguero

ALFREDO ENARNACION'S CAREER PITCHING RECORD

YEAR	TEAM	W-L	ERA	G	GS	CG	SHO	SV	IP	H	R	ER	HR	HB	BB	SO	WP	BK
2001	Santo Domingo	2-2	3.19	20	0	0	0	1	31.0	33	18	11	2	0	18	25	1	1
2002	Santo Domingo 2	2-2	3.89	18	0	0	0	1	34.2	30	18	15	1	4	14	27	5	0
Minor League Totals-2 yrs.		4-4	3.56	38	0	0	0	2	65.2	63	36	26	3	4	32	52	6	1

DODGERS AMONG 2002 BASEBALL AMERICA TOP 10 PROSPECTS

Florida State League: No. 8 - Joel Hanrahan, Vero Beach pitcher;

No. 10 - Reggie Abercrombie, Vero Beach outfielder

Gulf Coast League: No. 5 - Jose R. Diaz, Dodgers pitcher.

Pioneer League: No. 1 - James Loney, Great Falls first baseman; No. 2 - Jonathan Figueroa, Great Falls pitcher;

No. 7 - Joel Guzman, Great Falls shortstop; No. 9 - Greg Miller, Great Falls pitcher.

EZI, Travis

Full Name: Travis Wosu Ezi

Ht: 6-0 Wt: 175 B/T: S/L

High School: Southwestern (Baltimore, MD)

Obtained: Selected in 12th round of June 2000 First-Year Player Draft

Career Notes: **2002** - Spent first three months of season with South Georgia before moving on to Pioneer League champion Great Falls, where he became the starting center fielder and batted .283 with 12 stolen bases in 54 games...named to Pioneer League postseason all-star team...swiped 19 bases for South Georgia, giving him a combined 31 thefts for the season...hit .313 (16-for-51) during an 11-game hitting streak from July 24-Aug. 5...in August, batted .300 (30-for-100) with 17 walks...stole 10 bases in 11 attempts for South Georgia in May...**2001** - Led Gulf Coast League Eastern Division champion Dodgers in triples (4) and stolen bases (15 in 16 attempts)...**OTHER** - As a senior at Southwestern High School, set Maryland state prep records with a .711 (37-for-52) batting average and a 1.577 slugging percentage.

Outfielder

Born: Sept. 5, 1981 in Baltimore, MD

Residence: Baltimore, MD

Scout: Scott Sharp

TRAVIS EZI'S CAREER BATTING RECORD

YEAR	TEAM	AVG	G	AB	R	H	2B	3B	HR	RBI	SH	SF	HP	BB	SO	SB	CS	E
2001	GCL Dodgers	.231	58	238	33	55	10	4	2	24	6	0	4	17	90	15	1	3
2002	South Georgia	.233	70	277	31	53	0	4	2	23	7	1	2	24	75	19	7	4
	Great Falls	.283	54	219	36	62	6	3	1	16	2	2	5	26	70	12	6	5
Minor League Totals-2 yrs.		.249	182	684	100	170	16	11	5	63	15	3	11	67	235	46	14	12

FARMER, Tom

Full Name: Thomas Michael Farmer

Ht: 6-3 Wt: 185 B/T: R/R

High School: Alan B. Shepard (Palos Heights, IL)

Obtained: Acquired in a trade with Detroit on July 26, 2002

Career Notes: Originally drafted (seventh round) and signed by the Detroit Tigers in June 2001...acquired by the Dodgers on July 26, 2002 in trade that sent Hiram Bocachica to the Tigers...**2002** - Following the deal, was assigned to Jacksonville and started six games in August for the Suns, posting a 3-1 record and 3.19 ERA...**2001** - Pitched for three different Tigers affiliates and combined for a 4-3 record and 2.55 ERA in 12 starts...**OTHER** - Pitched four seasons for the University of Miami (FL)...during his senior season (2001) for the NCAA Division I champion Hurricanes, was 15-2 in 20 games...won both of his starts in the College World Series, including win over Stanford in the title game...named to CWS all-tournament team...nephew of Ed Farmer, who pitched 11 seasons (1971-74, 77-83) in the Major Leagues for eight different teams (Cleveland, Detroit, Philadelphia, Baltimore, Milwaukee, Texas, the Chicago White Sox and Oakland).

Right-handed Pitcher

Born: July 27, 1979 in Blue Island, IL

Residence: Miami, FL

College: University of Miami (FL)

Scout: Steve Nicholas (Detroit)

TOM FARMER'S CAREER PITCHING RECORD

YEAR	TEAM	W-L	ERA	G	GS	CG	SHO	SV	IP	H	R	ER	HR	HB	BB	SO	WP	BK
2001	Oreonta	1-1	2.86	4	4	0	0	0	22.0	24	13	7	1	0	4	11	0	2
	West Michigan	3-2	2.37	6	6	0	0	0	38.0	30	10	10	2	0	8	28	4	1
	Erie	0-0	2.53	2	2	0	0	0	10.2	12	3	3	1	0	4	8	1	0
2002	Erie	6-8	5.33	18	18	1	0	0	103.0	122	68	61	12	7	32	51	6	0
	Toledo	0-0	6.00	1	1	0	0	0	6.0	7	4	4	0	0	2	3	1	0
	Jacksonville	3-1	3.19	6	6	0	0	0	36.2	36	13	13	3	2	9	26	2	0
Minor League Totals-2 yrs. 13-12		4.09	37	37	1	0	0	0	216.1	231	111	98	19	9	59	127	14	3

BROCK, HIATT SHARE MINOR LEAGUE HOME RUN MARK

In 1982, while helping Triple-A Albuquerque win the Pacific Coast League championship, first baseman Greg Brock slugged 44 home runs to set a new single-season record for a Dodger minor leaguer. In 2001, Phil Hiatt matched Brock's mark, with his 44 round-trippers for Triple-A Las Vegas leading all of minor league baseball. Hiatt, who was honored as the 2001 PCL Most Valuable Player, returned to the 515 in 2002 and hit 23 more dingers to set a Las Vegas franchise mark with 67 career homers.

FELICIANO, Jesus**Full Name:** Jesus Feliciano**Ht:** 5-11 **Wt:** 150 **B/T:** L/L**School:** Discipulos de Cristo (Puerto Rico)**Obtained:** Selected in 36th round of June 1997 First-Year Player Draft

Career Notes: Over past three seasons in the outfield, has committed just two errors in 640 total chances for a .997 fielding percentage...**2002** - Played all three outfield positions for Jacksonville...**2001** - As Vero Beach's starting center fielder, compiled a 1.000 fielding percentage, handling 284 chances without an error...led club with 22 stolen bases...made an appearance as a pitcher, hurling 2.1 innings, allowing a run and striking out two, during Vero Beach's May 5, 19-inning victory at Sarasota...after the season, played for Santurce in the Puerto Rican Winter League and hit .309 (30-for-97)...**2000** - Playing for California League champion San Bernardino, ranked second on team with 31 stolen bases...hit .335 (70-for-209) at home...**1998** - Led Yakima in hits (92), runs scored (47) and stolen bases (34)...the 34 steals ranked second in the Northwest League...was first among league outfielders in putouts (191) and double plays (3).

Outfielder**Born:** June 6, 1979 in Bayamon, Puerto Rico**Residence:** Bayamon, Puerto Rico**Scouts:** Eddie Rodriguez & Camilo Pascual**JESUS FELICIANO'S CAREER BATTING RECORD**

YEAR	TEAM	AVG	G	AB	R	H	2B	3B	HR	RBI	SH	SF	HP	BB	SO	SB	CS	E
1998	Yakima	.305	73	302	47	92	7	1	0	26	2	4	3	32	37	34	10	5
1999	Vero Beach	.254	98	370	44	94	13	0	0	21	2	2	4	29	38	20	10	4
2000	San Bernardino	.289	114	405	56	117	13	3	0	43	8	3	1	32	41	31	11	1
2001	Vero Beach	.262	116	401	48	105	11	3	3	29	4	2	4	31	35	22	10	0
2002	Jacksonville	.237	100	245	32	58	5	1	0	13	4	2	3	13	28	10	10	1
Minor League Totals-5 yrs.		.270	501	1723	227	466	49	8	3	132	20	13	15	137	179	117	51	11

FERRER, Simon**Full Name:** Simon Prentice Ferrer**Ht:** 5-10 **Wt:** 175 **B/T:** R/R**High School:** Santa Ynez (CA)**Obtained:** Signed as a non-drafted free agent on June 9, 2002**Career Notes:** **OTHER** - His father Al was a longtime baseball coach at UC Santa Barbara.**Infielder****Born:** June 24, 1980 in Upland, CA**Residence:** Santa Ynez, CA**Scout:** Joe Ferrone**SIMON FERRER'S CAREER BATTING RECORD**

YEAR	TEAM	AVG	G	AB	R	H	2B	3B	HR	RBI	SH	SF	HP	BB	SO	SB	CS	E
2002	GCL Dodgers	.175	37	103	18	18	5	0	1	13	1	0	4	16	23	3	0	7
Minor League Totals-1 year		.175	37	103	18	18	5	0	1	13	1	0	4	16	23	3	0	7

FIGUEROA, Jonathan**Full Name:** Jonathan Jose Figueroa**Ht:** 6-5 **Wt:** 205 **B/T:** L/L**School:** E.T.I. Simon Bol. (Venezuela)**Obtained:** Signed as a non-drafted free agent on Jan. 22, 2002

Career Notes: **2002** - Pitching for both Great Falls and South Georgia, had a huge first professional campaign, combining for a 7-3 record and a 1.42 ERA in 15 starts, striking out 105 batters in 76.0 innings and limiting opposing batters to a .148 batting mark...with Great Falls, was 2-1 with a 1.42 ERA in seven starts, collecting 48 strikeouts in 31.2 innings...compiled an identical 1.42 ERA in eight starts for South Georgia, where he was 5-2, fanning 57 batters in 44.1 innings...recognized by *Baseball America* as the No. 2 prospect in the Pioneer League...was twice honored as Pioneer League Pitcher of the Week...recognized initially for June 17-23 after pitching 8.2 scoreless innings in his first two starts, yielding just three hits and striking out 11...was honored again for the week of July 8-14, when he was 2-0, allowing just one run, seven hits and striking out 15 in 11.0 innings...in July 3 contest vs. Billings, he surrendered no hits and struck out nine in 5.0 shutout innings...fanned eight or more batters in seven of his overall 15 starts, including four nine-strikeout performances and, in his final start of the season, he whiffed a season-high 12 batters in 5.2 shutout innings for South Georgia on Sept. 1 at Savannah...in seven of his starts, he allowed no earned runs and in five other starts, he gave up just one earned run.

Left-handed Pitcher**Born:** Sept. 15, 1983 in Barquisimeto, Lara, Venezuela**Residence:** Acarigua, Portuguesa, Venezuela**Scouts:** Camilo Pascual & Bill Pleis**JONATHAN FIGUEROA'S CAREER PITCHING RECORD**

YEAR	TEAM	W-L	ERA	G	GS	CG	SHO	SV	IP	H	R	ER	HR	HB	BB	SO	WP	BK
2002	Great Falls	2-1	1.42	7	7	0	0	0	31.2	16	7	5	0	2	19	48	4	0
	South Georgia	5-2	1.42	8	8	0	0	0	44.1	22	10	7	1	1	20	57	0	1
Minor League Totals-1 year		7-3	1.42	15	15	0	0	0	76.0	38	17	12	1	3	39	105	4	1

FISS, Juan

Full Name: Juan Fiss
Ht: 5-11 **Wt:** 170 **B/T:** B/R
School: N/A
Obtained: Signed as a non-drafted free agent on March 19, 2002

Born: Nov. 7, 1984 in La Romana, Dominican Republic
Residence: La Romana, Dominican Republic
Scouts: Pablo Peguero & Andres Joseph

Infielder

JUAN FISS' CAREER BATTING RECORD

YEAR	TEAM	AVG	G	AB	R	H	2B	3B	HR	RBI	SH	SF	HP	BB	SO	SB	CS	E
2002	Santo Domingo 2	.274	53	157	39	43	5	1	1	18	3	1	1	20	26	6	5	--
Minor League Totals-1 year		.274	53	157	39	43	5	1	1	18	3	1	1	20	26	6	5	--

FLORES, Juan

Full Name: Juan J. Flores
Ht: 6-0 **Wt:** 175 **B/T:** L/L
School: N/A
Obtained: Signed as a non-drafted free agent on February 20, 2002

Born: May 3, 1985 in Oaxaca de Juarez, Mexico
Residence: Oaxaca de Juarez, Mexico
Scout: Mike Brito

Left-handed Pitcher

JUAN FLORES' CAREER PITCHING RECORD

YEAR	TEAM	W-L	ERA	G	GS	CG	SHO	SV	IP	H	R	ER	HR	HB	BB	SO	WP	BK
2002	Santo Domingo 1	0-1	2.63	9	0	0	0	1	24.0	22	12	7	0	0	6	20	3	0
	Santo Domingo 2	1-0	10.80	5	0	0	0	0	3.1	10	6	4	0	0	1	4	1	0
Minor League Totals-1 year		1-1	3.62	14	0	0	0	1	27.1	32	18	11	0	0	7	24	4	0

FRASOR, Jason

Full Name: Jason Andrew Frasor
Ht: 5-10 **Wt:** 170 **B/T:** R/R
High School: N/A
Obtained: Acquired in a trade with Detroit on July 25, 2002

Right-handed Pitcher

Born: Aug. 9, 1977 in Chicago, IL
Residence: Oak Forest, IL
College: Southern Illinois University (Carbondale, IL)
Scout: Steve Lemke (Detroit)

Career Notes: Originally drafted (33rd round) and signed by the Detroit Tigers in June 1999...acquired by the Dodgers on Sept. 18, 2002 as the player to be named later in the July 18 trade that sent Hiram Bocachica to Detroit and brought Tom Farmer to the Dodgers...**2002** - Made 24 starts for Detroit's Lakeland team in the Florida State League...during April, was 1-1 with a 1.07 ERA in five starts...**2001** - Missed entire season with a right elbow injury...**2001** - Named Tigers' Minor League Pitcher of the Month for August, when he was 5-1 with a 2.56 ERA in six starts for West Michigan...**1999** - Split season with Oneonta and West Michigan and combined for a 5-4 record and 1.96 ERA in 16 games...while with Oneonta, held opponents to a .172 batting average, lowest among New York-Penn League starters...**OTHER** - During his senior season at Southern Illinois University in 1999, struck out 110 batters in 96 innings.

JASON FRASOR'S CAREER PITCHING RECORD

YEAR	TEAM	W-L	ERA	G	GS	CG	SHO	SV	IP	H	R	ER	HR	HB	BB	SO	WP	BK
1999	Oneonta	3-3	1.69	12	11	0	0	0	58.2	36	16	11	3	1	22	69	3	2
	West Michigan	2-1	2.63	4	4	1	1	0	24.0	18	10	7	2	2	9	33	0	3
2000	West Michigan	5-3	3.28	14	14	0	0	0	71.1	55	32	26	2	4	29	65	5	1
2001									Injured-Did Not Play									
2002	Lakeland	5-6	3.54	24	24	0	0	0	117.0	112	54	46	10	8	46	87	2	2
Minor League Totals-4 yrs.		15-13	2.99	54	53	1	1	0	271.0	220	112	90	17	15	106	254	10	8

GARCIA, Concepcion

Full Name: Concepcion L. Garcia
Ht: 6-2 **Wt:** 165 **B/T:** R/R
School: N/A
Obtained: Signed as a non-drafted free agent on Aug. 2, 2002

Born: Dec. 8, 1985 in Villa Altigracia, Dominican Republic
Residence: Villa Altigracia, Dominican Republic
Scout: Pablo Peguero

Outfielder

CONCEPCION GARCIA'S CAREER BATTING RECORD

YEAR	TEAM	AVG	G	AB	R	H	2B	3B	HR	RBI	SH	SF	HP	BB	SO	SB	CS	E
2003 will be his first professional season																		

GARCIA, Javier

Full Name: Javier A. Garcia

Ht: 6-5 Wt: 175 B/T: R/R

School: N/A

Obtained: Signed as a non-drafted free agent on Sept. 22, 2000

Right-handed Pitcher

Born: Jan. 5, 1984 in Aragua, Venezuela

Residence: Aragua, Venezuela

Scout: Camilo Pascual

JAVIER GARCIA'S CAREER PITCHING RECORD

YEAR	TEAM	W-L	ERA	G	GS	CG	SHO	SV	IP	H	R	ER	HR	HB	BB	SO	WP	BK
2001	La Pradera (VSL)	1-7	3.08	13	9	0	0	0	52.2	63	28	18	0	0	8	36	0	0
2002	Santo Domingo 2	1-5	4.29	11	11	0	0	0	50.1	48	29	24	0	3	14	48	3	1
Minor League Totals-2 yrs		2-12	3.67	24	20	0	0	0	103.0	111	57	42	0	3	22	84	3	1

GARCIA, Sergio

Full Name: Sergio Garcia

Ht: 5-9 Wt: 175 B/T: R/R

High School: Paramount (CA)

Obtained: Signed as a non-drafted free agent on June 12, 2002

Career Notes: **2002** - Played both second base and shortstop for the Gulf Coast League Dodgers, hitting .274 in 47 games...**OTHER** - Batted .336 with team-leading 16 stolen bases for Arizona State University as a senior in 2002 after transferring from the University of Oklahoma...went 5-for-5 with three runs scored and three RBI on May 19, 2002 vs. USC...was an honorable mention selection on both the All-Pac 10 (2002) and All Big-12 (2001) teams...also played at Cerritos (CA) Community College.

Infielder

Born: March 29, 1980 in Torrance, CA

Residence: Paramount, CA

Colleges: University of Oklahoma & Arizona State University

Scout: Tom Thomas

SERGIO GARCIA'S CAREER BATTING RECORD

YEAR	TEAM	AVG	G	AB	R	H	2B	3B	HR	RBI	SH	SF	HP	BB	SO	SB	CS	E
2002	GCL Dodgers	.274	47	157	29	43	8	0	1	9	5	1	6	23	18	12	3	6
Minor League Totals-1 year		.274	47	157	29	43	8	0	1	9	5	1	6	23	18	12	3	6

GARCIA, Yovani

Full Name: Yovani M. Garcia

Ht: 6-3 Wt: 165 B/T: L/R

School: Colegio Eugenio Mar.

Obtained: Signed as a non-drafted free agent on July 30, 2002

Outfielder

Born: Sept. 19, 1985 in San Pedro de Macoris, DR

Residence: San Pedro de Macoris, Dominican Republic

Scouts: Pablo Peguero & Angel Santana

YOVANI GARCIA'S CAREER BATTING RECORD

YEAR	TEAM	AVG	G	AB	R	H	2B	3B	HR	RBI	SH	SF	HP	BB	SO	SB	CS	E	
2003 will be his first professional season																			

GIL, Rotsen

Full Name: Rotsen Jesus Gil

Ht: 5-10 Wt: 195 B/T: B/R

School: Luisa Caceres (Venezuela)

Obtained: Signed as a non-drafted free agent on Nov. 2, 2000

Catcher

Born: March 2, 1984 in Anzoategui, Venezuela

Residence: Anzoategui, Venezuela

Scout: Camilo Pascual

ROTSEN GIL'S CAREER BATTING RECORD

YEAR	TEAM	AVG	G	AB	R	H	2B	3B	HR	RBI	SH	SF	HP	BB	SO	SB	CS	E
2001	La Pradera	.233	52	193	31	45	12	2	5	33	0	0	0	16	58	3	1	--
2002	Santo Domingo 1	.181	44	138	18	25	5	0	3	16	3	0	3	8	37	1	1	--
Minor League Totals-2 yrs		.211	96	331	49	70	17	2	8	49	3	0	3	24	95	4	2	--

GILLITZER, Scott

Full Name: Scott August Gillitzer
Ht: 6-1 **Wt:** 185 **B/T:** R/R
High School: Prairie du Chien (WI)
Obtained: Selected in 22nd round of June 2001 First-Year Player Draft

Career Notes: **2002** – Led South Georgia in RBI (70) and hits (136)...played 46 games at first base, 35 at second, 24 at third, 18 at shortstop and 11 in left field as well as serving as the designated hitter for five contests...during June, batted .359 (33-for-92) with 20 RBI...in April, hit .322 (29-for-90) and knocked in 16 runs, collecting 15 hits in the season's first eight games...went 4-for-5 with three RBI on April 6 at Asheville...had two other four-hit efforts, including July 10 at Asheville, when he was 4-for-5 with three doubles...**2001** – Drove in 23 runs in August for Great Falls...**OTHER** – During his senior campaign at the University of Wisconsin-Milwaukee in 2001, earned All-Midwestern Collegiate Conference honors as a second baseman after leading the circuit in runs scored (68), tying for the lead with a school-record 97 hits and ranking second in batting average (.424)...he collected 10 home runs, 18 doubles, two triples, 66 RBI and put together a 22-game hitting streak...as a junior, he hit .347 (60-for-173) with 11 homers and 41 RBI.

Infielder

Born: June 11, 1979 in Prairie du Chien, WI
Residence: Prairie du Chien, WI
College: University of Wisconsin-Milwaukee
Scout: Bob Szymkowski

SCOTT GILLITZER'S CAREER BATTING RECORD

YEAR	TEAM	AVG	G	AB	R	H	2B	3B	HR	RBI	SH	SF	HP	BB	SO	SB	CS	E
2001	Great Falls	.261	66	253	34	66	11	0	1	41	3	3	4	21	23	10	1	17
2002	South Georgia	.287	123	474	47	136	20	4	2	70	2	9	5	36	51	15	7	31
Minor League Totals-2 yrs.		.278	189	727	81	202	31	4	3	111	5	12	9	57	74	25	8	48

GOELZ, Bryan

Full Name: Bryan Meehan Goelz
Ht: 6-1 **Wt:** 180 **B/T:** L/L
High School: Smithtown (NY)
Obtained: Selected in 36th round of June 2002 First-Year Player Draft

Career Notes: **2002** – Batted .278 and saw action at all three outfield positions for Great Falls, playing the bulk of the time in right field...during August, batted .392 (20-for-51) with 13 RBI...had a big night on Aug. 16 at Casper as he went 3-for-5 with two triples, a double, three runs scored and four RBI...**OTHER** – In 2002 for New York Tech University, batted .328 (67-for-204) with 58 runs scored, 32 RBI and 14 steals.

Outfielder

Born: April 10, 1980 in Smithtown, NY
Residence: St. James, NY
College: New York Tech University
Scout: John Kosciak

BRYAN GOELZ'S CAREER BATTING RECORD

YEAR	TEAM	AVG	G	AB	R	H	2B	3B	HR	RBI	SH	SF	HP	BB	SO	SB	CS	E
2002	Great Falls	.278	42	133	27	37	6	2	0	20	1	0	2	31	22	8	4	0
Minor League Totals-1 year		.278	42	133	27	37	6	2	0	20	1	0	2	31	22	8	4	0

GOLINDANO, Jesus

Full Name: Jesus Enrique Golindano
Ht: 5-11 **Wt:** 165 **B/T:** B/R
School: N/A
Obtained: Signed as a non-drafted free agent on Sept. 9, 2000

Born: Jan. 13, 1984 in Sucre, Venezuela
Residence: Monagas, Venezuela
Scout: Camilo Pascual

Infielder

JESUS GOLINDANO'S CAREER BATTING RECORD

YEAR	TEAM	AVG	G	AB	R	H	2B	3B	HR	RBI	SH	SF	HP	BB	SO	SB	CS	E
2001	La Pradera	.310	54	197	30	61	12	2	4	31	0	0	0	22	29	5	5	--
2002	San Joaquin	.267	59	202	24	54	11	1	2	24	4	3	1	28	29	11	5	--
Minor League Totals-2 yrs.		.288	113	399	54	115	23	3	6	55	4	3	1	50	58	16	10	--

GONZALEZ, Adolfo

Full Name: Adolfo J. Gonzalez
Ht: 5-11 **Wt:** 160 **B/T:** B/R
School: N/A
Obtained: Signed as a non-drafted free agent on March 8, 2002

Born: June 13, 1985 in Caracas, Venezuela
Residence: Caracas, Venezuela
Scout: Camilo Pascual

Infielder

ADOLFO GONZALEZ'S CAREER BATTING RECORD

YEAR	TEAM	AVG	G	AB	R	H	2B	3B	HR	RBI	SH	SF	HP	BB	SO	SB	CS	E
2002	San Joaquin (VSL)	.165	53	164	16	27	5	1	0	11	3	2	2	19	18	4	4	--
Minor League Totals-1 year		.165	53	164	16	27	5	1	0	11	3	2	2	19	18	4	4	--

GONZALEZ, Juan

Full Name: Juan A. Gonzalez

Ht: 5-9 Wt: 165 B/T: R/R

School: Univ. Metropolitan (Puerto Rico)

Obtained: Signed as a non-drafted free agent on June 11, 2001

Infielder

Born: Aug. 21, 1982 in San Juan, Puerto Rico

Residence: Carolina, Puerto Rico

Scouts: Doug Carpenter & Joel Ronda

JUAN GONZALEZ'S CAREER BATTING RECORD

YEAR	TEAM	AVG	G	AB	R	H	2B	3B	HR	RBI	SH	SF	HP	BB	SO	SB	CS	E
2001	GCL Dodgers	.269	26	67	9	18	0	0	0	7	3	2	0	3	8	3	0	1
2002	Great Falls	.244	47	131	27	32	4	0	0	12	3	1	1	8	23	2	0	8
Minor League Totals-2 yrs.		.253	73	198	36	50	4	0	0	19	6	3	1	11	31	5	0	9

GONZALEZ, Luis

Full Name: Luis Enrique Gonzalez

Ht: 6-0 Wt: 190 B/T: L/L

High School: Florida Air Academy (Melbourne, FL)

Obtained: Selected in 11th round of June 2001 First-Year Player Draft

Left-handed Pitcher

Born: Feb. 27, 1983 in Santurce, Puerto Rico

Residence: Carolina, Puerto Rico

Scout: Doug Carpenter

LUIS GONZALEZ'S CAREER PITCHING RECORD

YEAR	TEAM	W-L	ERA	G	GS	CG	SHO	SV	IP	H	R	ER	HR	HB	BB	SO	WP	BK
2001	GCL Dodgers	4-2	3.55	13	2	0	0	0	25.1	25	15	10	0	1	14	25	2	0
2002	Great Falls	0-1	7.71	4	3	0	0	0	11.2	18	12	10	1	1	5	15	2	0
	GCL Dodgers	1-1	3.07	6	2	0	0	0	14.2	13	5	5	1	2	6	9	1	0
Minor League Totals-2 yrs		5-4	4.35	23	7	0	0	0	51.2	56	32	25	2	4	25	49	5	0

GONZALEZ, Omerbin

Full Name: Omerbin Gonzalez

Ht: N/A Wt: N/A B/T: R/R

School: N/A

Obtained: Signed as a non-drafted free agent on Aug. 22, 2002

Right-handed Pitcher

Born: Sept. 19, 1985 in Vicente Noble, Dominican Republic

Residence: Fondo Negro, Dominican Republic

Scouts: Pablo Peguero & Vicente Noble

OMERBIN GONZALEZ' CAREER PITCHING RECORD

YEAR	TEAM	W-L	ERA	G	GS	CG	SHO	SV	IP	H	R	ER	HR	HB	BB	SO	WP	BK
------	------	-----	-----	---	----	----	-----	----	----	---	---	----	----	----	----	----	----	----

2003 will be his first professional season

GONZALEZ, Rodolfo

Full Name: Rodolfo Gonzalez

Ht: 6-1 Wt: 188 B/T: R/R

School: Preparatoria No. 5 (Mexico)

Obtained: Signed as a non-drafted free agent on Nov. 14, 2000

Right-handed Pitcher

Born: July 6, 1981 in Nayarit, Mexico

Residence: Nayarit, Mexico

Scout: Mike Brito

RODOLFO GONZALEZ'S CAREER PITCHING RECORD

YEAR	TEAM	W-L	ERA	G	GS	CG	SHO	SV	IP	H	R	ER	HR	HB	BB	SO	WP	BK
2001	Santo Domingo	1-1	2.80	18	8	0	0	4	61.0	59	32	19	3	2	28	53	14	1
2002	Santo Domingo 2	4-4	3.68	10	10	0	0	0	51.1	49	28	21	3	4	10	54	3	1
Minor League Totals-2 yrs		5-5	3.20	28	18	0	0	4	112.1	108	60	40	6	6	38	107	17	2

DODGER ORGANIZATION MINOR LEAGUE PLAYER AND PITCHER OF THE YEAR

Year	Player of the Year	Pitcher of the Year
1989	Mike Huff, Albuquerque (OF)	Jim Poole, Vero Beach
1990	Henry Rodriguez, San Antonio (OF)	Jamie McAndrew, Bakersfield/San Antonio
1991	Eric Karros, Albuquerque (IB)	Pedro Martinez, San Antonio/Albuquerque
1992	Mike Piazza, San Antonio/Albuquerque (C)	Todd Williams, Bakersfield/San Antonio
1993	Billy Ashley, Albuquerque (OF)	Kip Gross, Albuquerque
1994	Billy Ashley, Albuquerque (OF)	Greg Hansell, Albuquerque
1995	Adam Riggs, San Bernardino (INF)	Gary Rath, San Antonio/Albuquerque
1996	Paul Konerko, San Antonio/Albuquerque (1B)	Billy Neal, Vero Beach
1997	Paul Konerko, Albuquerque (INF)	Dennys Reyes, San Antonio/Albuquerque
1998	Angel Pena, San Antonio (C)	Luke Prokopec, San Bernardino/San Antonio
1999	Chin-Feng Chen, San Bernardino (OF)	Eric Gagne, San Antonio
2000	Joe Thurston, San Bernardino (INF)	Carlos Garcia, San Bernardino
2001	Phil Hiatt, Las Vegas (INF)	Ricardo Rodriguez, Vero Beach
2002	Joe Thurston, Las Vegas (INF)	Edwin Jackson, South Georgia



GUERRERO, Hector

Outfielder

Full Name: Hector Guerrero **Born:** Dec. 22, 1981 in San Pedro de Macoris, Dominican Republic
Ht: 6-0 **Wt:** 170 **B/T:** L/L **Residence:** San Pedro de Macoris, Dominican Republic
School: Liceo Cesar Nicolas Penson (Dominican Republic) **Scouts:** Pablo Peguero & Eleodoro Arias
Obtained: Signed as a non-drafted free agent on July 7, 1998

Career Notes: **2002** - Played in a combined 54 games for Great Falls and South Georgia and hit .289 with 23 RBI...batted .305 in 14 games for Great Falls, collecting 12 hits in his first six games...got off to a solid start upon his promotion to South Georgia with 14 hits in his first nine games, including a 4-for-5 performance on July 12 at Asheville...**2000** - Finished second in the Dominican Summer League in slugging percentage (.606) and third in RBI (60) and triples (11) for the Santo Domingo Dodgers...his .342 average was eighth-best in the league...promoted to Great Falls on Aug. 26 and hit .313 (10-for-32) in eight games...led all Dodger short-season minor leaguers in hits (89), doubles (19), triples (12) and RBI (65).

HECTOR GUERRERO'S CAREER BATTING RECORD

YEAR	TEAM	AVG	G	AB	R	H	2B	3B	HR	RBI	SH	SF	HP	BB	SO	SB	CS	E
1999	La Romana	.286	62	234	32	67	14	4	3	38	5	0	10	12	46	5	9	8
2000	Santo Domingo	.342	60	231	43	79	15	11	8	60	0	7	2	26	39	4	1	5
	Great Falls	.313	8	32	3	10	4	1	0	5	0	1	0	1	9	0	0	2
2001	Vero Beach	.257	39	148	16	38	11	1	0	10	1	0	1	4	35	2	3	2
	Great Falls	.210	31	124	18	26	5	2	3	12	1	0	2	6	15	6	2	1
2002	Great Falls	.305	14	59	6	18	2	1	0	11	2	0	1	3	8	1	4	0
	South Georgia	.281	40	135	15	38	6	0	2	12	3	2	1	8	22	3	5	4
Minor League Totals-4 yrs.		.287	254	963	134	276	57	20	16	148	12	10	17	60	174	21	24	22

GUTIERREZ, Eloy

Outfielder

Full Name: Eloy Gutierrez **Born:** Nov. 25, 1984 in Sinaloa, Mexico
Ht: 6-1 **Wt:** 178 **B/T:** B/R **Residence:** Sinaloa, Mexico
School: N/A **Scout:** Mike Brito
Obtained: Signed as a non-drafted free agent on Feb. 20, 2002

ELOY GUTIERREZ'S CAREER BATTING RECORD

YEAR	TEAM	AVG	G	AB	R	H	2B	3B	HR	RBI	SH	SF	HP	BB	SO	SB	CS	E
2002	Santo Domingo 1	.255	51	160	34	36	8	2	6	25	4	0	3	37	53	9	10	--
Minor League Totals-1 year		.255	51	160	34	36	8	2	6	25	4	0	3	37	53	9	10	--

GUTIERREZ, Franklin

Outfielder

Full Name: Franklin R. Gutierrez **Born:** Feb. 21, 1983 in Caracas, Venezuela
Ht: 6-2 **Wt:** 175 **B/T:** R/R **Residence:** Caracas, Venezuela
School: N/A **Scout:** Camilo Pascual
Obtained: Signed as a non-drafted free agent on Nov. 18, 2000

Career Notes: **2002** - Played all three outfield positions for South Georgia, including 58 in center field...was second on club with 61 runs scored...during June, had six home runs and 17 RBI...had a huge performance on June 13 at Capital City as he went 4-for-5 with two homers, a double, five RBI and three runs scored...it was one of his 33 multi-hit games on the season...batted .299 (29-for-97) in August...promoted to Las Vegas and started final two games of season in center field for the 515, going 3-for-10 with two doubles...**2001** - Ranked second in the Gulf Coast League in doubles (16) and runs scored (a team-high 38).

FRANKLIN GUTIERREZ'S CAREER BATTING RECORD

YEAR	TEAM	AVG	G	AB	R	H	2B	3B	HR	RBI	SH	SF	HP	BB	SO	SB	CS	E
2001	GCL Dodgers	.269	56	234	38	63	16	0	4	30	2	2	4	16	39	9	3	2
2002	South Georgia	.283	92	361	61	102	18	4	12	45	4	6	6	31	88	13	4	3
	Las Vegas	.300	2	10	2	3	2	0	0	2	0	0	0	1	4	0	0	0
Minor League Totals-2 yrs.		.278	150	605	101	168	36	4	15	77	6	8	10	48	131	22	7	5

GUTIERREZ, Gabriel

Full Name: Gabriel A. Gutierrez
Ht: 5-11 **Wt:** 175 **B/T:** R/R
School: N/A
Obtained: Signed as a non-drafted free agent on Feb. 20, 2002

Catcher

Born: Nov. 24, 1983 in Sinaloa, Mexico
Residence: Sinaloa, Mexico
Scout: Mike Brito

GABRIEL GUTIERREZ' CAREER BATTING RECORD

YEAR	TEAM	AVG	G	AB	R	H	2B	3B	HR	RBI	SH	SF	HP	BB	SO	SB	CS	E
2002	Santo Domingo 1	.237	34	97	24	23	3	2	0	8	4	0	3	17	18	9	7	--
	Santo Domingo 2	.318	18	44	5	14	1	0	0	2	0	0	5	6	0	2	--	
	Minor League Totals-1 year	.262	52	141	29	37	4	2	0	10	4	0	3	22	24	9	9	--

GUZMAN, Joel

Full Name: Irvin Joel Vigo Guzman
Ht: 6-4 **Wt:** 198 **B/T:** R/R
School: Liceo Ugenio Maria (Dominican Republic)
Obtained: Signed as a non-drafted free agent on July 2, 2001

Shortstop

Born: Nov. 24, 1984 in Quisqueya, Dominican Republic
Residence: San Pedro de Macoris, Dominican Republic
Scout: Pablo Peguero

Career Notes: **2002** - Played 10 games for the Gulf Coast Dodgers before moving on to become the starting shortstop for Pioneer League champion Great Falls...hit .368 (7-for-19) with six RBI in five postseason games...belted tie-breaking three-run homer in 7-4 playoff-opening win vs. Billings...ranked by *Baseball America* as the seventh-best prospect in the Pioneer League.

JOEL GUZMAN'S CAREER BATTING RECORD

YEAR	TEAM	AVG	G	AB	R	H	2B	3B	HR	RBI	SH	SF	HP	BB	SO	SB	CS	E
2002	GCL Dodgers	.212	10	33	4	7	2	0	0	2	0	0	0	5	8	1	0	3
	Great Falls	.252	43	151	19	38	8	2	3	27	2	0	0	18	54	5	3	16
	Minor League Totals-1 year	.245	53	184	23	45	10	2	3	29	2	0	0	23	62	6	3	19

HAMILTON, Jammal

Full Name: Jamaal Daniel Hamilton
Ht: 6-3 **Wt:** 220 **B/T:** L/L
School: Monterey (Lubbock, TX)
Obtained: Selected in eighth round of June 2002 First-Year Player Draft

Left-handed Pitcher

Born: Sept. 13, 1983 in Lubbock, TX
Residence: Lubbock, TX
Scout: Mike Leuzinger

JAMMAL HAMILTON'S CAREER PITCHING RECORD

YEAR	TEAM	W-L	ERA	G	GS	CG	SHO	SV	IP	H	R	ER	HR	HB	BB	SO	WP	BK
2002	GCL Dodgers	3-2	4.50	10	3	0	0	0	28.0	33	15	14	1	2	7	21	0	0
	Minor League Totals-1 year	3-2	4.50	10	3	0	0	0	28.0	33	15	14	1	2	7	21	0	0

HAMMES, Zach

Full Name: Zachary John Hammes
Ht: 6-6 **Wt:** 225 **B/T:** R/R
High School: Iowa City (IA)
Obtained: Selected in second round of June 2002 First-Year Player Draft

Right-handed Pitcher

Born: May 15, 1984 in Iowa City, IA
Residence: Iowa City, IA
Scout: Mitch Webster

Career Notes: **2002** - Made his professional debut by pitching in 10 games, including eight starts, for the Gulf Coast League Dodgers...limited opponents to a .217 batting average in 33.0 innings...**OTHER** - Was ranked by *Baseball America* as the 52nd-best prospect entering the 2002 draft.

ZACH HAMMES' CAREER PITCHING RECORD

YEAR	TEAM	W-L	ERA	G	GS	CG	SHO	SV	IP	H	R	ER	HR	HB	BB	SO	WP	BK
2002	GCL Dodgers	2-2	3.27	10	8	0	0	0	33.0	26	14	12	0	3	15	27	2	1
	Minor League Totals-1 year	2-2	3.27	10	8	0	0	0	33.0	26	14	12	0	3	15	27	2	1

HAMMOND, Derry

Full Name: Derry Levar Hammond
Ht: 6-2 **Wt:** 200 **B/T:** R/R
High School: West Point (MS)

Outfielder

Born: Oct. 19, 1979 in Tupelo, MS
Residence: West Point, MS
Scout: Jonathan Story (Milwaukee)

Obtained: Selected from Milwaukee in Rule 5 Draft on Dec. 16, 2002

Career Notes: Originally drafted (third round) and signed by the Milwaukee Brewers in June 1998...**2002** - Playing for Single-A High Desert, went 4-for-5 with two homers and three RBI on May 22 vs. Lake Elsinore and then two days later at Visalia, he was 3-for-5 with a homer, double and five RBI...**2001** - Posted career highs with 97 hits, a .269 batting average, 19 home runs, 23 doubles and 73 RBI for Single-A Beloit.

DERRY HAMMOND'S CAREER BATTING RECORD

YEAR	TEAM	AVG	G	AB	R	H	2B	3B	HR	RBI	SH	SF	HP	BB	SO	SB	CS	E
1998	Helena	.216	62	232	31	50	13	1	13	45	0	3	7	12	98	4	3	4
1999	Beloit	.229	107	380	65	87	17	2	17	50	0	3	5	43	141	1	1	5
2000	Mudville	.167	66	210	23	35	6	0	5	23	1	5	6	15	87	2	2	3
2001	Beloit	.269	96	360	57	97	23	0	19	73	1	5	3	32	109	2	1	6
2002	High Desert	.244	92	353	49	79	18	1	16	54	1	1	2	24	112	3	1	5
Minor League Totals-5 yrs.		.227	423	1535	225	348	77	4	70	345	3	19	23	126	547	12	8	23

HANRAHAN, Joel

Full Name: Joel Ryan Hanrahan
Ht: 6-3 **Wt:** 215 **B/T:** R/R
High School: Norwalk (IA)

Right-handed Pitcher

Born: Oct. 6, 1981 in Des Moines, IA
Residence: Norwalk, IA
Scout: Mitch Webster

Obtained: Selected in second round of June 2000 First-Year Player Draft

Career Notes: **2002** - Had a big season for Vero Beach before being promoted to Jacksonville, where he was 1-1 in three starts...between the two clubs, recorded 149 strikeouts in 154.2 innings (28 starts) to lead all Dodger minor leaguers...with Vero Beach, he was 10-6 with a Florida State League-leading 139 strikeouts in 143.2 innings...became the second hurler in Vero Beach history to throw two no-hitters in a season, joining Sid Fernandez (1982)...he no-hit visiting Jupiter on April 21, striking out six and walking two, and in a rain-shortened six-inning contest on July 4, he held Brevard County hitless in a 5-1 victory, allowing two walks and a hit batsman...selected to pitch in the Florida State League All-Star Game...ranked by *Baseball America* as the eighth-best prospect in the FSL...after losing first two decisions of season, went on to win seven of his next eight...during May, was 2-0 with a 2.89 ERA in six starts with 39 strikeouts in 37.1 innings...pitched effectively in two Southern League playoff starts for Jacksonville, going 1-0 with a 0.67 ERA in 13.1 innings...tossed 7.0 shutout innings in 1-0 Sept. 6 playoff victory over Carolina as he gave up just two hits and struck out seven...**2001** - Led Wilmington staff in innings pitched (144.0), tied for first in starts (26) and tied for second in strikeouts (116)...**OTHER** - Entered June 2000 First-Year Player Draft ranked by *Baseball America* as the 70th-best prospect in the nation.

JOEL HANRAHAN'S CAREER PITCHING RECORD

YEAR	TEAM	W-L	ERA	G	GS	CG	SHO	SV	IP	H	R	ER	HR	HB	BB	SO	WP	BK
2000	Great Falls	3-1	4.75	12	11	0	0	0	55.0	49	32	29	4	5	23	40	4	0
2001	Wilmington	9-11	3.38	27	26	0	0	0	144.0	136	71	54	13	11	55	116	8	1
2002	Vero Beach	10-6	4.20	25	25	2	1	0	143.2	129	74	67	11	11	51	139	7	1
	Jacksonville	1-1	10.64	3	3	0	0	0	11.0	15	14	13	2	0	7	10	0	0
Minor League Totals-3 yrs.		23-19	4.15	67	65	2	1	0	353.2	329	191	163	30	27	136	305	19	2

HARRELL, Tim

Full Name: Timothy Allen Harrell
Ht: 6-4 **Wt:** 215 **B/T:** R/R
High School: Pinelands (NC)

Right-handed Pitcher

Born: Oct. 31, 1975 in Mowbray, South Africa
Residence: Weaverville, NC
College: Liberty University (Lynchburg, VA)
Scout: Gene Kerns

Obtained: Selected in 20th round of June 1998 First-Year Player Draft

Career Notes: **2001** - Ranked second on Jacksonville club with 47 appearances, collecting five wins and five saves...after the season, pitched for league champion Phoenix in Arizona Fall League and was 2-1 with a 2.88 ERA in 11 games.

TIM HARRELL'S CAREER PITCHING RECORD

YEAR	TEAM	W-L	ERA	G	GS	CG	SHO	SV	IP	H	R	ER	HR	HB	BB	SO	WP	BK
1998	Yakima	5-3	3.88	13	6	0	0	0	53.1	53	30	23	4	4	24	50	4	1
1999	San Bernardino	5-2	4.82	44	0	0	0	2	74.2	78	40	40	10	0	36	78	13	0
2000	Vero Beach	7-7	5.00	30	18	1	1	2	117.0	121	77	65	9	3	44	89	8	1
2001	Vero Beach	0-0	0.00	2	0	0	0	0	4.0	1	0	0	0	0	1	3	0	0
	Jacksonville	5-4	3.00	47	1	0	0	5	81.0	70	32	27	11	3	29	71	4	0
2002	Jacksonville	3-1	7.07	8	1	0	0	0	14.0	12	11	11	3	0	7	9	1	0
Minor League Totals-5 yrs.		25-17	4.34	144	26	1	1	9	344.0	335	190	166	37	10	141	300	30	2

HAWLEY, Ross

Full Name: Ross David Hawley
Ht: 6-0 **Wt:** 180 **B/T:** R/R
High School: Madison (SD)

Obtained: Selected in 31st round of June 2002 First-Year Player Draft
Notes: Transferred to Kansas State University in 2002 after pitching three seasons at Augustana College in Sioux Falls, SD (1999-2001)...in 2000, pitched the first perfect game and fourth no-hitter in school history as he struck out 16 against Minnesota-Crookston...previously drafted by Milwaukee in June 2001.

Right-handed Pitcher

Born: Dec. 14, 1979 in Aurora, CO
Residence: Wentworth, SD

Colleges: Kansas State University & Augustana College

Scout: Mitch Webster

ROSS HAWLEY'S CAREER PITCHING RECORD

YEAR	TEAM	W-L	ERA	G	GS	CG	SHO	SV	IP	H	R	ER	HR	HB	BB	SO	WP	BK
2002	Great Falls	1-0	0.00	3	0	0	0	0	7.1	2	0	0	0	0	2	5	2	0
	South Georgia	1-2	5.61	18	1	0	0	0	25.2	28	20	16	1	8	17	17	0	0
Minor League Totals-1 year		2-2	4.36	21	1	0	0	0	33.0	30	20	16	1	8	19	22	2	0

HERNANDEZ, Miguel

Full Name: Miguel Antonio Coca Hernandez
Ht: 6-2 **Wt:** 225 **B/T:** R/R
School: Dr. Martin Luther King (Dominican Republic)
Obtained: Signed as a non-drafted free agent on May 5, 2001

First Baseman

Born: March 19, 1983 in San Pedro de Macoris, DR
Residence: San Pedro de Macoris, Dominican Republic
Scout: Pablo Peguero

MIGUEL HERNANDEZ'S CAREER BATTING RECORD

YEAR	TEAM	AVG	G	AB	R	H	2B	3B	HR	RBI	SH	SF	HP	BB	SO	SB	CS	E
2001	Santo Domingo	.271	57	199	30	54	7	2	7	48	1	0	15	23	44	12	6	·
2002	GCL Dodgers	.246	56	199	28	49	10	1	2	21	1	1	2	17	36	11	4	6
Minor League Totals-2 yrs.		.259	113	398	58	103	17	3	9	69	2	1	17	40	80	23	10	6

HERRERA, Christian

Full Name: Christian Herrera
Ht: 5-11 **Wt:** 169 **B/T:** R/R
School: Jose T. Vela Solas (Mexico)
Obtained: Signed as a non-drafted free agent on April 9, 2001

Born: April 9, 1982 in Aguascalientes, Mexico
Residence: Aguascalientes, Mexico
Scout: Mike Brito

Infielder

Career Notes: **2001** - Played 46 games at shortstop and batted .320 for the Eastern Division champion Dodgers to rank fifth in the Gulf Coast League...topped GCL shortstops in fielding percentage (.955) and assists (130)...during August, batted .431 (28-for-65).

CHRISTIAN HERRERA'S CAREER BATTING RECORD

YEAR	TEAM	AVG	G	AB	R	H	2B	3B	HR	RBI	SH	SF	HP	BB	SO	SB	CS	E
2000	Veracruz	.000	3	1	0	0	0	0	0	0	0	0	0	0	1	0	0	0
2001	GCL Dodgers	.320	46	153	24	49	3	0	0	20	6	3	4	12	23	9	2	9
2002	Vero Beach	.173	27	81	10	14	1	0	0	5	2	1	1	10	23	1	0	9
	South Georgia	.248	75	218	35	54	6	0	1	19	9	1	5	35	57	7	4	17
Minor League Totals-3 yrs.		.258	151	453	69	117	10	0	1	44	17	5	10	57	104	17	6	35

HOORELBEKE, Jesse

Full Name: Jesse Hoorelbeke
Ht: 6-3 **Wt:** 225 **B/T:** R/R
High School: Coeur d'Alene (ID)

Obtained: Signed as a non-drafted free agent on Feb. 21, 2002
Career Notes: **2002** - Helped eventual Pioneer League champion Great Falls get off to a good start as he went 3-for-4 with two homers, three runs scored and four RBI in the June 17 season-opening 8-3 win at Missoula...hit .309 with eight homers and 34 RBI in 47 games for the Dodgers...in eight games as a designated hitter, batted .423 (11-for-26)...**OTHER** - As a senior at Louisiana-Monroe University in 2001, earned All-Southland Conference third team honors as a first baseman.

First Baseman

Born: Oct. 13, 1977 in Torrance, CA
Residence: Hansen, ID
College: Louisiana-Monroe University
Scout: George Genovese

JESSE HOORELBEKE'S CAREER BATTING RECORD

YEAR	TEAM	AVG	G	AB	R	H	2B	3B	HR	RBI	SH	SF	HP	BB	SO	SB	CS	E
2002	Great Falls	.309	47	152	29	47	8	0	8	34	1	3	3	17	37	0	0	4
Minor League Totals-1 year		.309	47	152	29	47	8	0	8	34	1	3	3	17	37	0	0	4

HOSFORD, Clint

Full Name: Clinton Davis Hosford
Ht: 6-2 **Wt:** 185 **B/T:** R/R
School: Carson Graham (Canada)

Obtained: Selected in 40th round of June 1998 First-Year Player Draft

Career Notes: **2001** - Led Great Falls in victories (6) and strikeouts (69)...topped all Dodger short-season minor leaguers with 79.1 innings pitched...during August, was 3-1 with a 2.48 ERA...named Pioneer League Pitcher of the Week for Aug. 27-Sept. 2 after going 2-0 with a 0.69 ERA and 15 strikeouts in 13 innings...following the season, pitched for Canada in the World Cup Tournament in Taiwan.

Right-handed Pitcher

Born: Aug. 8, 1980 in Vancouver, British Columbia, Canada
Residence: Vancouver, British Columbia, Canada
Scout: Jim Chapman

CLINT HOSFORD'S CAREER PITCHING RECORD

YEAR	TEAM	W-L	ERA	G	GS	CG	SHO	SV	IP	H	R	ER	HR	HB	BB	SO	WP	BK
1999	Great Falls	1-0	6.11	10	0	0	0	1	17.2	18	13	12	2	0	11	12	5	1
2000	Great Falls	2-7	4.35	17	5	0	0	0	68.1	76	50	33	5	7	25	56	7	0
2001	Great Falls	6-3	2.50	15	12	0	0	0	79.1	72	28	22	3	4	16	69	3	1
2002	South Georgia	1-1	3.60	6	6	0	0	0	25.0	24	13	10	3	2	3	23	2	0
	GCL Dodgers	0-1	4.50	2	2	0	0	0	4.0	4	2	2	0	0	0	3	0	0
Minor League Totals-4 yrs		10-12	3.66	50	25	0	0	1	194.1	194	106	79	13	13	55	163	17	2

HULL, Eric

Full Name: Eric Eugene Hull
Ht: 5-11 **Wt:** 185 **B/T:** R/R
High School: Selah (WA)

Obtained: Signed as a non-drafted free agent on June 18, 2002

Career Notes: **2002** - Compiled a 1-0 record, one save and a 2.05 ERA in 13 games for South Georgia before moving on to Great Falls, where he helped the Dodgers in their Pioneer League title drive...in 11 regular-season appearances, recorded five saves, allowing no earned runs, four hits and striking out 17 in 11.2 innings...he then had a hand in all four of Great Falls' playoff victories, going 1-0 with three saves and yielding no runs in 4.1 innings...**OTHER** - As a senior at the University of Portland in 2002, earned All-West Coast Conference second team honors for a second straight season after leading the circuit with eight saves...was named WCC Pitcher of the Week after hurling 9.0 innings of relief on April 27 vs. Pepperdine.

Right-handed Pitcher

Born: Dec. 3, 1979 in Yakima, WA
Residence: Selah, WA
College: University of Portland (OR)

Scout: Hank Jones

ERIC HULL'S CAREER PITCHING RECORD

YEAR	TEAM	W-L	ERA	G	GS	CG	SHO	SV	IP	H	R	ER	HR	HB	BB	SO	WP	BK
2002	South Georgia	1-0	2.05	13	0	0	0	1	22.0	22	6	5	1	0	6	13	0	0
	Great Falls	0-1	0.00	11	0	0	0	5	11.2	4	1	0	0	0	4	17	0	0
Minor League Totals-1 year		1-1	1.34	24	0	0	0	6	33.2	26	7	5	1	0	10	30	0	0

JACKSON, Edwin

Full Name: Edwin Jackson, Jr.
Ht: 6-3 **Wt:** 190 **B/T:** R/R
High School: Shaw (Columbus, GA)

Obtained: Selected in sixth round of June 2001 First-Year Player Draft

Career Notes: **2002** - Honored as the Dodger organization's Minor League Pitcher of the Year after a stellar season for South Georgia...in 19 starts, he was 5-2 with a 1.98 ERA, allowing just 79 hits and 33 walks while striking out 85 and limiting opposing hitters to a .206 average in 104.2 innings...the 1.98 ERA tied for first among all Dodger full-season minor leaguers...in six starts, he failed to yield an earned run and in six other starts, he gave up just one earned run...**2001** - Pitched in 12 games for the Gulf Coast League Eastern Division champion Dodgers, going 2-1 with a 2.45 ERA...also served as the designated hitter for eight games and batted .308 (8-for-26) with a home run.

Right-handed Pitcher

Born: Sept. 9, 1983 in Neu-Ulm, Germany
Residence: Columbus, GA
Scout: Lon Joyce

EDWIN JACKSON'S CAREER PITCHING RECORD

YEAR	TEAM	W-L	ERA	G	GS	CG	SHO	SV	IP	H	R	ER	HR	HB	BB	SO	WP	BK
2001	GCL Dodgers	2-1	2.45	12	2	0	0	0	22.0	14	12	6	1	3	19	23	2	0
2002	South Georgia	5-2	1.98	19	19	0	0	0	104.2	79	34	23	2	6	33	85	3	1
Minor League Totals-2 yrs		7-3	2.06	31	21	0	0	0	126.2	93	46	29	3	9	52	108	5	1

JIMENEZ, Etanislao

Full Name: Etanislao A. Jimenez
Ht: 5-11 **Wt:** 160 **B/T:** R/R
School: N/A
Obtained: Signed as a non-drafted free agent on Oct. 17, 2002

Shortstop

Born: Nov. 13, 1984 in Puerto Plata, Dominican Republic
Residence: Puerto Plata, Dominican Republic
Scout: Pablo Peguero

ETANISLAO JIMENEZ'S CAREER BATTING RECORD

YEAR	TEAM	AVG	G	AB	R	H	2B	3B	HR	RBI	SH	SF	HP	BB	SO	SB	CS	E
2003 will be his first professional season																		

JOHANSEN, Ryan

Full Name: Ryan M. Johansen
Ht: 6-0 **Wt:** 180 **B/T:** R/R
High School: N/A

Right-handed Pitcher

Born: June 19, 1980 in Millinocket, ME
Residence: Jensen Beach, FL
College: Indian River Community College (Fort Pierce, FL)

Obtained: Selected in 32nd round of June 2000 First-Year Player Draft **Scouts:** Bill Pleis & Doug Carpenter
Career Notes: **2002** - Represented South Georgia in the South Atlantic All-Star Game...was 4-2 with six saves and a 2.88 ERA in 27 games and 34.1 innings for the Waves before spending the final two months with Vero Beach...in first 20 outings of the season, gave up just two earned runs (0.68 ERA) and 13 hits in 26.2 innings...**2001** - Led Gulf Coast League Dodgers with six victories and ranked second on club with 21 games pitched...struck out 39 batters while walking just six in 37 innings.

RYAN JOHANSEN'S CAREER PITCHING RECORD

YEAR	TEAM	W-L	ERA	G	GS	CG	SHO	SV	IP	H	R	ER	HR	HB	BB	SO	WP	BK
2001	GCL Dodgers	6-2	2.43	21	0	0	0	2	37.0	26	10	10	2	2	6	39	2	1
2002	South Georgia	4-2	2.88	27	0	0	0	6	34.1	27	14	11	1	6	16	31	2	1
	Vero Beach	1-3	5.04	16	0	0	0	0	25.0	30	21	14	1	2	9	21	2	0
Minor League Totals-2 yrs		11-7	3.27	64	0	0	0	8	96.1	83	45	35	4	10	31	91	6	2

JORDAN, Mickey

Full Name: Mickey Dean Jordan
Ht: 5-10 **Wt:** 165 **B/T:** L/L
High School: Cardinal Mooney (Sarasota, FL)

Outfielder

Born: Jan. 20, 1979 in Sarasota, FL
Residence: Sarasota, FL
College: Armstrong Atlantic State University (Savannah, GA)
Obtained: Selected in 46th round of June 2002 First-Year Player Draft **Scout:** Logan White

MICKEY JORDAN'S CAREER BATTING RECORD

YEAR	TEAM	AVG	G	AB	R	H	2B	3B	HR	RBI	SH	SF	HP	BB	SO	SB	CS	E
2002	GCL Dodgers	.182	33	99	9	18	0	0	0	6	3	0	1	11	25	2	2	1
Minor League Totals-1 year		.182	33	99	9	18	0	0	0	6	3	0	1	11	25	2	2	1

KEIRSTEAD, Michael

Full Name: Michael Ryan Keirstead
Ht: 6-3 **Wt:** 210 **B/T:** R/R
High School: St. Malachys (Canada)

Right-handed Pitcher

Born: Jan. 26, 1981 in St. John, New Brunswick, Canada
Residence: Musquash, New Brunswick, Canada
College: Eastern Oklahoma State Junior College

Obtained: Selected in 28th round of 1999 First-Year Player Draft **Scouts:** Mike Leuzinger & Jim Chapman
Career Notes: **2002** - In his last five starts for South Georgia, was 3-1 with a 1.70 ERA...**2001** - Recorded five saves and struck out 52 batters in 34.2 innings for Great Falls...after the season, pitched for Team Canada in the World Cup Tournament in Taiwan...**2000** - Had a 2.45 ERA (6 ER, 22.0 IP) at home and a 1.47 ERA (3 ER, 18.1 IP) in August for Great Falls.

MICHAEL KEIRSTEAD'S CAREER PITCHING RECORD

YEAR	TEAM	W-L	ERA	G	GS	CG	SHO	SV	IP	H	R	ER	HR	HB	BB	SO	WP	BK
2000	Great Falls	4-3	4.81	18	7	0	0	0	58.0	68	38	31	3	4	23	36	2	0
2001	Wilmington	0-1	4.82	7	1	0	0	0	9.1	9	7	5	0	0	5	12	1	0
	Great Falls	1-1	2.34	25	3	0	0	5	34.2	35	14	9	1	2	12	52	5	1
2002	Vero Beach	0-1	7.71	2	0	0	0	0	2.1	4	3	2	1	0	2	1	0	0
	South Georgia	4-5	3.93	14	14	1	0	0	68.2	77	35	30	5	5	20	43	7	1
Minor League Totals-3 yrs		9-11	4.01	66	25	1	0	5	173.0	193	97	77	10	11	62	144	15	2

KELLNER, Ryan

Full Name: Ryan Taylor Kellner
Ht: 6-2 **Wt:** 205 **B/T:** R/R
High School: Freedom (Morganton, NC)

Obtained: Selected in 46th round of June 1997 First-Year Player Draft

Career Notes: **2002** - Played at three different minor league levels, including Triple-A Las Vegas, where he hit .400 with six RBI (14-for-35) in 11 games...**2001** - Represented Vero Beach in the Florida State League All-Star Game...in season opener on April 5 at Brevard County, went 4-for-5 with a double & two RBI...promoted to Jacksonville in late June and batted .318 (27-for-86) for the Suns in July...returned to Vero Beach for final month of season...**2000** - Hit .328 (19-for-58) in May and .310 (18-for-58) in June for Vero Beach.

Catcher
Born: Dec. 9, 1977 in Augusta, GA

Residence: Morganton, NC

College: Spartanburg Methodist Junior College (SC)

Scout: Lon Joyce

RYAN KELLNER'S CAREER BATTING RECORD

YEAR	TEAM	AVG	G	AB	R	H	2B	3B	HR	RBI	SH	SF	HP	BB	SO	SB	CS	E
1998	Yakima	.273	19	55	6	15	1	1	1	5	0	0	2	1	22	0	0	5
1999	Vero Beach	.207	54	179	21	37	1	1	2	14	3	0	2	10	51	1	1	5
2000	Vero Beach	.262	62	221	23	58	13	0	3	24	1	4	3	18	44	0	4	14
	San Antonio	.091	15	44	4	4	0	0	0	1	0	0	0	4	14	0	0	1
2001	Vero Beach	.208	66	236	15	49	8	1	4	21	2	1	6	17	52	0	2	10
	Jacksonville	.297	25	91	5	27	4	0	1	9	1	0	0	3	20	0	0	2
2002	Vero Beach	.202	25	89	9	18	1	0	1	7	2	0	4	5	14	0	1	1
	Jacksonville	.162	16	37	1	6	1	0	0	3	1	0	1	3	12	0	0	0
	Las Vegas	.400	11	35	3	14	4	0	0	6	0	0	1	3	11	0	0	1
Minor League Totals-5 yrs.		.231	293	987	87	228	33	3	12	90	10	5	19	64	240	1	8	39

KENNEDY, Casey

Full Name: Casey Joseph Kennedy
Ht: 6-1 **Wt:** 195 **B/T:** R/R
High School: Spanish River (Boca Raton, FL)

Obtained: Selected in 18th round of June 2000 First-Year Player Draft

Right-handed Pitcher

Born: Oct. 29, 1978 in Ft. Lauderdale, FL

Residence: Ft. Lauderdale, FL

College: University of Central Florida (Orlando, FL)

Scout: Doug Carpenter

CASEY KENNEDY'S CAREER PITCHING RECORD

YEAR	TEAM	W-L	ERA	G	GS	CG	SHO	SV	IP	H	R	ER	HR	HB	BB	SO	WP	BK
2000	Yakima	6-4	3.24	13	13	0	0	0	72.1	73	33	26	3	2	10	69	2	1
2001									Injured-Did Not Play									
2002									Injured-Did Not Play									
Minor League Totals-3 yrs		6-4	3.24	13	13	0	0	0	72.1	73	33	26	3	2	10	69	2	1

KING, Brennan

Full Name: Brennan Lee King
Ht: 6-3 **Wt:** 180 **B/T:** R/R
High School: Oakland (Murfreesboro, TN)

Obtained: Selected in the second round of June 1999 First-Year Player Draft

Career Notes: **2002** - Topped Southern League third basemen with a .945 fielding percentage for Jacksonville...had 28 multi-hit games...hit .314 (27-for-86) with 14 RBI in August...**2001** - Opened season with a 14-game hitting streak for Vero Beach, batting .393 (22-for-56) with eight RBI during the stretch...**1999** - Led Great Falls in doubles (13)...batted .311 (33-for-106) with eight doubles and eight RBI in July...registered 21 multi-hit games, including a four-hit effort on Aug. 2 vs. Medicine Hat...rated as Dodgers' No. 8 prospect and minor leaguer with best infield arm by *Baseball America*.

Born: Jan. 20, 1981 in Murfreesboro, TN

Residence: Murfreesboro, TN

Scout: Marty Lamb

BRENNAN KING'S CAREER BATTING RECORD

YEAR	TEAM	AVG	G	AB	R	H	2B	3B	HR	RBI	SH	SF	HP	BB	SO	SB	CS	E
1999	Great Falls	.291	61	247	37	72	13	1	2	30	6	3	4	24	45	9	6	14
2000	Yakima	.239	61	238	27	57	10	1	1	30	1	1	5	29	49	14	5	8
2001	Vero Beach	.243	73	255	24	62	10	0	1	28	1	2	3	13	48	0	0	6
	GCL Dodgers	.556	3	9	3	5	2	0	1	4	0	1	1	0	0	0	0	0
2002	Jacksonville	.271	127	435	62	118	19	2	7	63	1	2	4	58	48	1	1	17
Minor League Totals-4 yrs.		.265	325	1184	153	314	54	3	12	155	9	9	17	124	190	24	12	45

LANGILL, Eric**Full Name:** Eric Joseph Langill**Ht:** 5-9 **Wt:** 190 **B/T:** R/R**High School:** St. Thomas (Canada)**Obtained:** Signed as a free agent on March 22, 2002**Career Notes:** - Originally drafted (34th round) and signed by the Montreal Expos in June 1999.**Catcher****Born:** April 4, 1979 in Point Clair, Quebec, Canada**Residence:** Kirkland, Quebec, Canada**College:** Des Moines Area Community College (IA)**Scout:** Bob Oldis (Montreal)**ERIC LANGILL'S CAREER BATTING RECORD**

YEAR	TEAM	AVG	G	AB	R	H	2B	3B	HR	RBI	SH	SF	HP	BB	SO	SB	CS	E
2000	Vermont	.136	14	44	3	6	1	0	0	7	0	2	1	7	14	0	0	1
2001	Clinton	.201	47	134	14	27	8	0	1	9	1	0	3	16	31	1	2	7
2002	Great Falls	.400	4	15	5	6	2	0	0	6	0	1	0	0	0	1	0	0
	Jacksonville	.150	8	20	1	3	0	0	0	1	0	0	0	1	9	0	0	0
	South Georgia	.154	7	13	0	2	0	0	0	0	0	0	0	0	4	0	0	0
Minor League Totals-3 yrs		.195	80	226	23	44	11	0	1	23	1	3	4	24	58	2	2	8

LANGONE, Steve**Full Name:** Stephen Xavier Langone**Ht:** 6-2 **Wt:** 205 **B/T:** R/R**High School:** Reading Memorial (MA)**Obtained:** Selected in 21st round of June 2000 First-Year Player Draft**Scout:** John Kosciak

Career Notes: - **2002** - In 14 relief outings for Jacksonville, was 2-2 with one save and a 1.38 ERA in 32.2 innings before having his season cut short due to a right shoulder injury...on May 17 vs. Chattanooga, hurled 7.0 shutout innings of relief, yielding two hits and no walks, to pick up the win...**2001** - In a combined 24 games (23 with Vero Beach and one with Jacksonville), went 9-3 with a 2.41 ERA, striking out 97 batters and walking just 18 in 104.2 innings...in his lone start for Jacksonville, pitched 6.0 scoreless innings, allowing two hits, no walks and striking out eight on June 13 at Orlando ...ranked second on Vero Beach club with nine wins...did not walk a batter in six of his overall 14 starts...**2000** - Was third in Northwest League with 84.2 innings pitched for league champion Yakima...had a 1.92 ERA at home...in August, struck out 33 batters while walking just two in 40.0 innings, posting a 1.80 ERA...**OTHER** - As a senior at Boston College in 2000, led all NCAA Division I pitchers with a 1.54 ERA...was 8-2 with two saves in 13 games...earned a utility spot on the All-Big East Conference team after also shining as a designated hitter, batting .338 (69-for-204) with seven homers and 34 RBI...struck out a career-high 13 batters on March 11 at Florida Atlantic...as a junior, went 8-4 with two saves in 15 games...during his sophomore campaign, hit .401 (57-for-142) with nine homers and 36 RBI.

Right-handed Pitcher**Born:** Jan. 12, 1978 in Stoneham, MA**Residence:** Reading, MA**College:** Boston College (Chestnut Hill, MA)**STEVE LANGONE'S CAREER PITCHING RECORD**

YEAR	TEAM	W-L	ERA	G	GS	CG	SHO	SV	IP	H	R	ER	HR	HB	BB	SO	WP	BK
2000	Yakima	4-4	3.08	15	12	0	0	1	84.2	76	30	29	6	3	5	79	1	0
2001	Vero Beach	9-3	2.46	23	13	1	1	0	98.2	94	32	27	8	3	18	89	3	2
	Jacksonville	0-0	1.50	1	1	0	0	0	6.0	2	1	1	0	0	0	8	0	0
2002	Jacksonville	2-2	1.38	14	0	0	0	1	32.2	21	7	5	0	5	12	17	0	0
Minor League Totals-3 yrs		15-9	2.51	53	26	1	1	2	222.0	193	70	62	14	11	35	193	4	2

LANGS, Ronte**Full Name:** Ronte Alphonzo Langs**Ht:** 5-10 **Wt:** 200 **B/T:** R/R**High School:** Whitehaven (Memphis, TN)**Obtained:** Selected in 13th round of June 2000 First-Year Player Draft**Outfielder****Born:** Jan. 29, 1979 in Memphis, TN**Residence:** Southaven, TN**College:** Oklahoma State University**Scout:** Mike Leuzinger**RONTE LANGS' CAREER BATTING RECORD**

YEAR	TEAM	AVG	G	AB	R	H	2B	3B	HR	RBI	SH	SF	HP	BB	SO	SB	CS	E
2000	Yakima	.224	55	170	26	38	5	1	0	17	4	1	4	24	45	11	6	3
2001	Vero Beach	.273	5	11	1	3	0	0	0	1	0	0	0	2	1	1	1	0
	Wilmington	.269	105	376	49	101	14	8	1	29	9	2	7	43	88	18	7	3
2002	Vero Beach	.205	50	190	21	39	3	2	2	17	2	2	1	14	50	7	5	1
Minor League Totals-3 yrs.		.242	215	747	97	181	22	11	3	64	15	5	12	83	184	37	19	7



LANOIX, Gilbert

Full Name: Gilbert Louis Lanoix
 Ht: 5-11 Wt: 172 B/T: L/R
 High School: N/A
 Obtained: Signed as a non-drafted free agent on July 10, 2001

Infielder
 Born: July 15, 1978 in New Orleans, LA
 Residence: New Orleans, LA
 College: Grambling State University (LA)
 Scout: Clarence Johns

GILBERT LANOIX'S CAREER BATTING RECORD

YEAR	TEAM	AVG	G	AB	R	H	2B	3B	HR	RBI	SH	SF	HP	BB	SO	SB	CS	E
2001	Great Falls	.250	1	4	0	1	0	0	0	0	0	0	0	0	0	0	0	0
	GCL Dodgers	.250	2	8	1	2	1	0	0	0	0	0	0	0	1	0	0	0
2002	Injured-Did Not Play																	
Minor League Totals-2 yrs.		.250	3	12	1	3	1	0	0	0	0	0	0	0	1	0	0	0

LaSALLE, Julio

Full Name: Julio LaSalle
 Ht: 6-3 Wt: 215 B/T: R/R
 High School: N/A
 Obtained: Selected in 13th round of June 2002 First-Year Player Draft

Right-handed Pitcher

Born: Sept. 14, 1981 in Brooklyn, NY
 Residence: Brooklyn, NY
 College: Palm Beach Atlantic College (West Palm Beach, FL)
 Scout: Doug Carpenter

Career Notes: 2002 - In seven July appearances for Great Falls, was 3-0 with one save and a 0.66 ERA, allowing one earned run and eight hits with 22 strikeouts in 13.2 innings...overall on the season, struck out 49 batters in 31.0 innings and limited opposing batters to a .171 average.

JULIO LaSALLE'S CAREER PITCHING RECORD

YEAR	TEAM	W-L	ERA	G	GS	CG	SHO	SV	IP	H	R	ER	HR	HB	BB	SO	WP	BK
2002	Great Falls	3-0	1.74	17	0	0	0	2	31.0	20	15	6	2	1	13	49	3	0
Minor League Totals-1 year		3-0	1.74	17	0	0	0	2	31.0	20	15	6	2	1	13	49	3	0

LEEK, Randy

Full Name: Randy Matthew Leek
 Ht: 6-0 Wt: 175 B/T: L/L
 High School: MacArthur (Levittown, NY)
 Obtained: Selected in 2001 Rule 5 Draft from Detroit

Left-handed Pitcher

Born: April 18, 1977 in Mineola, NY
 Residence: Levittown, NY
 College: William & Mary (Williamsburg, VA)
 Scout: Bill Buck (Detroit)

Career Notes: Originally drafted (18th round) and signed by Detroit in June 1999...2002 - After recovering from offseason elbow surgery, pitched for both South Georgia and Jacksonville...was a combined 9-5 with a 1.98 ERA in 17 games (16 starts), striking out 64 and walking just 12 in 109.0 innings...the 1.98 ERA tied for best mark among Dodger full-season minor leaguers...in two starts for South Georgia, was 2-0 and gave up one earned run in 13.1 innings...with Jacksonville, went 7-5 with 2.16 ERA...in four July starts, had a 3-1 mark & 0.93 ERA (3 ER/29.0 IP)...1999 - Was second in New York-Penn League with 1.56 ERA for Oneonta.

RANDY LEEK'S CAREER PITCHING RECORD

YEAR	TEAM	W-L	ERA	G	GS	CG	SHO	SV	IP	H	R	ER	HR	HB	BB	SO	WP	BK
1999	Oneonta	6-3	1.56	21	3	1	0	1	63.1	58	16	11	0	2	9	66	2	0
2000	Lakeland	3-6	3.41	20	20	2	0	0	126.2	122	60	48	9	5	25	97	3	0
	Toledo	0-0	9.64	1	1	0	0	0	4.2	6	5	5	1	0	3	1	0	0
	Jacksonville	2-2	7.84	7	6	0	0	0	31.0	43	29	27	6	2	8	21	0	0
2001	Erie	11-7	3.86	29	27	4	1	1	179.1	190	87	77	24	9	27	123	2	0
	Toledo	0-0	3.86	1	1	0	0	0	7.0	7	3	3	3	0	0	3	0	0
2002	South Georgia	2-0	0.68	2	2	0	0	0	13.1	8	1	1	1	0	1	8	1	0
	Jacksonville	7-5	2.16	15	14	1	0	0	95.2	94	30	23	5	5	11	56	2	0
Minor League Totals-4 yrs.		31-23	3.37	96	74	8	1	2	521.0	528	231	195	49	23	84	375	10	0

LIZARRAGA, Edgar

Full Name: Edgar Roberto Lizarraga

Ht: 6-1 Wt: 190 B/T: R/R

School: Universidad Autonoma de Sinaloa

Obtained: Signed as a non-drafted free agent on Feb. 20, 2000

Career Notes: **2002** - Pitched for both South Georgia and Vero Beach and was a combined 9-3 with a 2.28 ERA, 56 strikeouts and 12 walks in 59.1 innings...did not allow an earned run in 10 of his 11 appearances after being promoted to Vero Beach...posted a 1.62 ERA (3 ER/16.2 IP) in eight May outings for South Georgia...**2001** - With Great Falls and Wilmington, combined for a 3.17 ERA and 66 strikeouts in 54 innings.

Right-handed Pitcher

Born: Jan. 27, 1980 in Sinaloa, Mexico

Residence: Sinaloa, Mexico

Scout: Mike Brito

EDGAR LIZARRAGA'S CAREER PITCHING RECORD

YEAR	TEAM	W-L	ERA	G	GS	CG	SHO	SV	IP	H	R	ER	HR	HB	BB	SO	WP	BK
1999	La Romana	2-2	2.10	21	1	0	0	2	64.1	52	21	15	2	6	16	74	6	-
2000	Great Falls	2-1	5.40	24	0	0	0	7	30.0	32	20	18	3	4	11	51	5	1
2001	Great Falls	4-2	3.54	14	4	0	0	2	48.1	43	25	19	4	4	11	56	4	1
	Wilmington	0-0	0.00	3	0	0	0	0	5.2	2	0	0	0	1	1	10	0	0
2002	South Georgia	5-3	2.79	19	0	0	0	1	42.0	35	16	13	1	4	10	37	1	1
	Vero Beach	4-0	1.04	12	0	0	0	0	17.1	12	3	2	1	2	19	0	0	
Minor League Totals-4 yrs		17-8	3.27	93	5	0	0	12	207.2	176	85	67	11	21	51	247	16	3

LIZARRAGA, Francisco

Full Name: Francisco J. Lizarraga

Ht: 6-1 Wt: 170 B/T: B/R

School: Instituto Cultura Sinaloa (Mexico)

Obtained: Signed as a non-drafted free agent on July 2, 2002

Shortstop

Born: Oct. 1, 1985 in Mazatlan, Mexico

Residence: Mazatlan, Mexico

Scout: Mike Brito

FRANCISCO LIZARRAGA'S CAREER BATTING RECORD

YEAR	TEAM	AVG	G	AB	R	H	2B	3B	HR	RBI	SH	SF	HP	BB	SO	SB	CS	E
2003 will be his first professional season																		

LOONEY, Marshal

Full Name: Marshal L. Looney

Ht: 6-4 Wt: 251 B/T: L/L

High School: LaPine (OR)

Obtained: Selected in sixth round of the June 2002 First-Year Player Draft

Career Notes: **2002** - In his final five appearances for the Gulf Coast League Dodgers, was 2-0 and did not allow a run while striking out 14 batters 18.0 innings...**OTHER** - Earned first-team Oregon all-state honors after starring as a senior at LaPine High School in 2002.

Left-handed Pitcher

Born: March 23, 1984 in Palmer, AK

Residence: LaPine, OR

Scout: Hank Jones

MARSHAL LOONEY'S CAREER PITCHING RECORD

YEAR	TEAM	W-L	ERA	G	GS	CG	SHO	SV	IP	H	R	ER	HR	HB	BB	SO	WP	BK
2002	GCL Dodgers	2-0	0.42	8	5	0	0	0	21.1	13	2	1	0	1	1	17	0	0
Minor League Totals-1 year		2-0	0.42	8	5	0	0	0	21.1	13	2	1	0	1	1	17	0	0

LOPEZ, Arturo

Full Name: Javier Arturo Lopez

Ht: 5-10 Wt: 165 B/T: L/L

School: Universidad Autonoma de Sinaloa (Mexico)

Obtained: Signed as a non-drafted free agent on Feb. 12, 2001

Career Notes: **2002** - Topped all Dodger short-season minor leaguer pitchers in wins (7, tied), starts (15), strikeouts (72, tied) and innings pitched (76.1) for Great Falls...named to Pioneer League postseason all-star team...ranked tied for second in the league in wins and was third in innings pitched...in six July starts, was 4-0 with a 2.97 ERA...posted 10 strikeouts in 5.2 innings in July 31 win at Medicine Hat...**2001** - During August, was 3-0 with a 0.72 in six games for the Gulf Coast League Dodgers.

Left-handed Pitcher

Born: Feb. 22, 1983 in Sinaloa, Mexico

Residence: Sinaloa, Mexico

Scout: Mike Brito

ARTURO LOPEZ'S CAREER PITCHING RECORD

YEAR	TEAM	W-L	ERA	G	GS	CG	SHO	SV	IP	H	R	ER	HR	HB	BB	SO	WP	BK
2001	GCL Dodgers	5-1	2.04	14	7	0	0	1	61.2	46	20	14	2	0	12	45	2	0
2002	Vero Beach	0-0	54.00	1	0	0	0	0	0.1	2	4	2	0	0	3	0	0	0
	Great Falls	7-3	3.66	15	15	0	0	0	76.1	79	44	31	5	4	21	72	2	0
Minor League Totals-2 years		12-4	3.06	30	22	0	0	1	138.1	127	68	47	7	4	36	117	4	0



LOPEZ, Fausto

Full Name: Fausto E. Lopez
Ht: 6-1 Wt: 187 B/T: R/R
School: EST No. 4 (Mexico)

Obtained: Selected as a non-drafted free agent on Nov. 14, 2000

Career Notes: **2002** - Led all Dodger short-season minor leaguers with 21 steals for Santo Domingo 1.

Infielder

Born: Aug. 16, 1982 in Los Mochis, Mexico

Residence: Los Mochis, Mexico

Scout: Mike Brito

FAUSTO LOPEZ'S CAREER BATTING RECORD

YEAR	TEAM	AVG	G	AB	R	H	2B	3B	HR	RBI	SH	SF	HP	BB	SO	SB	CS	E
2001	Santo Domingo	.238	66	239	63	57	8	0	1	22	6	1	5	47	41	27	7	..
2002	Santo Domingo 1	.240	59	229	43	55	8	2	1	29	2	1	4	30	40	21	10	..
Minor League Totals-2 yrs.		.239	152	468	106	112	16	2	2	51	8	2	9	77	82	48	17	..

LUGO, Jorge

Full Name: Jorge A. Lugo
Ht: 5-11 Wt: 160 B/T: L/L
School: N/A

Obtained: Signed as a non-drafted free agent on Nov. 18, 2000

Career Notes: **2002** - Was 4-2 in 11 starts for Santo Domingo 2 and was the club leader in lowest ERA (1.58), strikeouts (72) and innings pitched (62.2)...he walked just 14 batters.

Left-handed Pitcher

Born: July 15, 1983 in Zulia, Venezuela

Residence: Zulia, Venezuela

Scout: Camilo Pascual

JORGE LUGO'S CAREER PITCHING RECORD

YEAR	TEAM	W-L	ERA	G	GS	CG	SHO	SV	IP	H	R	ER	HR	HB	BB	SO	WP	BK
2001	La Pradera	1-0	2.73	10	7	0	0	2	29.2	28	17	9	0	0	13	33	0	1
2002	Santo Domingo 2	4-2	1.58	11	11	0	0	0	62.2	51	20	11	1	3	14	72	5	0
Minor League Totals-2 yrs		5-2	1.95	21	18	0	0	2	92.1	79	37	20	1	3	27	105	5	1

LYNCH, Michael

Full Name: Michael Lee Lynch
Ht: 6-3 Wt: 220 B/T: R/R
High School: Oak Forest (IL)

Obtained: Selected in 46th round of June 2001 First-Year Player Draft

Career Notes: **2002** - In four Gulf Coast League playoff games, hit .357 (5-for-14) with three runs scored.

Catcher

Born: Oct. 31, 1982 in Palos Heights, IL

Residence: Oak Forest, IL

College: South Suburban College (South Holland, IL)

Scout: Bob Szymkowski

MICHAEL LYNCH'S CAREER BATTING RECORD

YEAR	TEAM	AVG	G	AB	R	H	2B	3B	HR	RBI	SH	SF	HP	BB	SO	SB	CS	E
2002	GCL Dodgers	.312	33	102	19	34	4	0	0	11	1	0	0	16	14	2	0	3
Minor League Totals-1 year		.312	33	102	19	34	4	0	0	11	1	0	0	16	14	2	0	3

DODGERS PARTICIPATE IN LONGEST NINE-INNING GAME

The Dodgers and San Francisco Giants played in the longest nine-inning game in Major League history - four hours, 27 minutes - on the night of Oct. 5, 2001 at Pacific Bell Park with the Dodgers earning the 11-10 victory. The clubs broke the previous mark of 4:22, which had been reached twice. During the historic contest, the Giants' Barry Bonds hit homers No. 71 and 72 to break to set the new single-season home run mark. The Dodgers have also been involved in two others of the longest nine-inning games in big league history:

Date	Time of Game	Teams
Oct. 5, 2001	4 hours, 27 minutes	Dodgers 11, Giants 10
Sept. 5, 1997	4 hours, 22 minutes	Baltimore 13, New York Yankees 9
May 11, 2000	4 hours, 22 minutes	Milwaukee 14, Chicago Cubs 8
April 30, 1996	4 hours, 21 minutes	New York Yankees 13, Baltimore 10
June 30, 1996	4 hours, 20 minutes	Colorado 16, Dodgers 15
Oct. 2, 1962	4 hours, 18 minutes	Dodgers 8, San Francisco 7

MALLOY, Marty

Full Name: Marty Thomas Malloy
Ht: 5-10 **Wt:** 160 **B/T:** R/R
High School: Trenton (FL)

Obtained: Signed as a free agent on Jan. 9, 2003

Career Notes: Originally signed as a non-drafted free agent by Atlanta in June 1992...has played in parts of two Major League seasons with Atlanta (1998) and Florida (2002)...has also played in Detroit and Cincinnati organizations...**2002** - Made the Florida Marlins' Opening Day roster and appeared in 24 games before becoming a free agent on June 10...signed with the Reds and played at Triple-A Louisville through the rest of the season...**2001** - Batted .303 in a career-high 126 games for Louisville...went 5-for-5 with two doubles and five RBI on June 4 at Rochester...also had three four-hit games, all in July...**1998** - Made his Major League debut with Atlanta on Sept. 6 at New York (Mets), making a start at second base and hitting a home run in his second at-bat...appeared in four NLCS games against San Diego, scoring as a pinch-runner in Game 1...**1997** - Led International League second basemen with 195 putouts for Richmond.

Infielder

Born: July 6, 1972 in Gainesville, FL
Residence: Trenton, FL

College: Santa Fe Community College (Gainesville, FL)

Scout: Steve Givens (Atlanta)

MARTY MALLOY'S CAREER BATTING RECORD

YEAR	TEAM	AVG	G	AB	R	H	2B	3B	HR	RBI	SH	SF	HP	BB	SO	SB	CS	E
1992	Idaho Falls	.315	62	251	45	79	18	1	2	28	0	1	2	11	43	8	4	17
1993	Macon	.293	109	376	55	110	19	3	2	36	3	3	2	39	70	24	8	19
1994	Durham	.264	118	428	53	113	22	1	6	35	2	3	2	52	69	18	12	19
1995	Greenville	.278	124	461	73	128	20	3	10	59	7	8	0	39	58	11	12	16
1996	Richmond	.203	18	64	7	13	2	1	0	8	2	1	0	5	7	3	0	2
	Greenville	.312	111	429	82	134	27	2	4	36	6	2	4	54	50	11	10	14
1997	Richmond	.285	108	414	66	118	19	5	2	25	5	0	1	41	61	17	7	12
1998	Richmond	.290	124	483	75	140	25	3	7	54	5	4	5	51	65	20	7	13
	ATLANTA	.179	11	28	3	5	1	0	1	1	0	0	0	2	2	0	0	0
1999	Richmond	.292	114	407	58	119	23	1	7	36	4	3	2	53	52	19	15	11
2000	Gulf Coast	1.000	2	1	0	1	0	0	0	1	0	0	0	2	0	0	0	0
	Lakeland	.231	7	26	4	6	1	0	1	4	0	0	1	1	1	1	0	2
	Toledo	.235	30	115	16	27	8	0	4	16	1	1	0	7	18	0	0	0
2001	Louisville	.303	126	468	69	142	36	4	6	49	7	6	2	27	51	8	7	22
2002	Louisville	.244	56	180	25	44	7	1	4	16	2	0	2	21	24	7	4	6
	FLORIDA	.120	24	25	1	3	0	0	0	1	1	0	0	2	8	0	0	0
Major League Totals-2 yrs		.151	35	53	4	8	1	0	1	2	1	0	0	4	10	0	0	0
Minor League Totals-11 yrs		.286	1109	4103	628	1174	227	25	55	403	44	32	23	403	569	147	86	153

MARTIN, Russell

Full Name: Russell N. Martin, Jr.
Ht: 5-11 **Wt:** 202 **B/T:** R/R
High School: N/A

Obtained: Selected in 17th round of June 2002 First-Year Player Draft

Career Notes: **2002** - Hit .095 in his first eight games for the Gulf Coast League Dodgers, but batted .324 (34-for-105) the rest of the season as the club's third baseman...went 4-for-4 on July 18 vs. the Expos.

Infielder

Born: Feb. 15, 1983 in East York, Ontario, Canada

Residence: Chelsea, Quebec, Canada

College: Chipola Junior College (Marianna, FL)

Scout: Clarence Johns

RUSSELL MARTIN'S CAREER BATTING RECORD

YEAR	TEAM	AVG	G	AB	R	H	2B	3B	HR	RBI	SH	SF	HP	BB	SO	SB	CS	E
2002	GCL Dodgers	.286	41	126	22	36	3	3	0	10	2	0	4	23	18	7	1	9
Minor League Totals-1 year		.286	41	126	22	36	3	3	0	10	2	0	4	23	18	7	1	9

MARTINEZ, Johan

Full Name: Johan A. Martinez
Ht: 5-11 **Wt:** 160 **B/T:** R/R
School: N/A

Obtained: Signed as a non-drafted free agent on Feb. 26, 2002

Career Notes: **2002** - Posted a 1.93 ERA in 28.0 innings and led Santo Domingo 1 with six saves.

Right-handed Pitcher

Born: June 25, 1984 in La Romana, Dominican Republic

Residence: La Romana, Dominican Republic

Scout: Pablo Peguero & Ezequiel Sepulveda

JOHAN MARTINEZ' CAREER PITCHING RECORD

YEAR	TEAM	W-L	ERA	G	GS	CG	SHO	SV	IP	H	R	ER	HR	HB	BB	SO	WP	BK
2002	Santo Domingo 1	0-1	1.93	23	0	0	0	6	28.0	18	7	6	1	5	10	26	3	1
Minor League Totals-1 year		0-1	1.93	23	0	0	0	6	28.0	18	7	6	1	5	10	26	3	1

MATTHEWS, Lamont

Full Name: Lamont Jayme Matthews

Ht: 6-2 **Wt:** 210 **B/T:** L/L

High School: Prince George (VA)

Obtained: Selected in 10th round of June 1999 First-Year Player Draft

Career Notes: **2001** – With Vero Beach, led Florida State League in on-base percentage (.458) and tied for third in batting (.307)...selected to play in FSL All-Star Game...had a big month of May, batting .406 (39-for-96) with 10 doubles, three triples, four homers and 21 RBI...on May 23 at St. Lucie, went 4-for-5 with a triple, homer, three runs scored and five RBI...honored as FSL Player of the Week for May 21-27, when he hit .500 (13-for-26) with three homers and nine RBI...made an appearance on the mound on May 5, pitching 1.0 scoreless inning to earn the victory in Vero Beach's 19-inning 11-7 win at Sarasota...**2000** – Tied for California League lead in extra-base hits (61) and ranked third with 24 homers for league champion San Bernardino...twice honored as league Player of the Week...led club with 90 RBI, including 26 in 29 June games...**1999** – Tied for Northwest League lead with 17 homers for Yakima...led all short-season Dodger minor league players in homers and RBI (52)...tied for third in homers among all short-season minor leaguers...selected as Dodger Minor League Player of the Month for July after batting .300 with 14 home runs and 33 RBI...hit three homers and drove in six runs on July 2 vs. Everett...**OTHER** – As a junior at Oklahoma State University in 1999, batted .384 with 30 homers and 105 RBI, which tied for second in the nation.

Born: June 15, 1978 in Petersburg, VA

Residence: Petersburg, VA

College: Oklahoma State University (Stillwater, OK)

Scout: Mike Leuzinger

Scout: Mike Leuzinger

LAMONT MATTHEWS' CAREER BATTING RECORD

YEAR	TEAM	AVG	G	AB	R	H	2B	3B	HR	RBI	SH	SF	HP	BB	SO	SB	CS	E
1999	Yakima	.225	66	249	46	56	11	2	17	52	2	2	2	34	87	4	4	4
	San Bernardino	.267	4	15	2	4	1	0	1	3	0	0	0	2	7	0	1	0
2000	San Bernardino	.245	131	473	79	116	28	9	24	90	1	6	6	88	170	12	13	12
2001	Vero Beach	.307	107	349	61	107	26	3	10	57	0	2	4	95	106	1	3	7
	Jacksonville	.145	18	55	4	8	4	0	0	7	0	1	0	12	25	0	1	1
2002	Jacksonville	.192	112	317	41	61	17	1	9	33	2	1	2	67	98	3	3	4
Minor League Totals-4 yrs.		.241	438	1458	233	352	87	15	61	242	5	12	14	298	493	20	25	28

McCRACKEN, Vance

Full Name: Vance Edward McCracken

Ht: 6-7 **Wt:** 220 **B/T:** R/R

High School: St. Albans (WV)

Obtained: Selected in 18th round of June 2001 First-Year Player Draft

Right-handed Pitcher

Born: April 16, 1979 in Charleston, WV

Residence: St. Albans, WV

College: West Virginia University (Morgantown, WV)

Scout: Scott Sharp

VANCE McCRACKEN'S CAREER PITCHING RECORD

YEAR	TEAM	W-L	ERA	G	GS	CG	SHO	SV	IP	H	R	ER	HR	HB	BB	SO	WP	BK
2001	Great Falls	4-5	3.84	14	9	0	0	1	63.1	63	31	27	4	9	11	46	3	0
2002	South Georgia	2-4	3.62	8	6	0	0	0	32.1	33	21	13	3	5	11	23	1	0
Minor League Totals-2 years		6-9	3.76	22	15	0	0	1	95.2	96	52	40	7	14	22	69	4	0

LASORDA'S 1970 SPOKANE INDIANS AMONG ALL-TIME BEST FARM TEAMS

In 1970, Tommy Lasorda managed one of the most successful teams in minor league history. His Triple-A Spokane Indians posted a 94-52 regular-season record to cruise to the Northern Division title by 26 games and then his club swept Southern Division winner Hawaii, four games to none, in the championship series to capture the Pacific Coast League crown. There were 17 members of that Spokane squad who went on to play in the Major Leagues, including shortstop Bobby Valentine, who won the league batting title (.340). Among others on the team were Bill Buckner (.335), Steve Garvey (.319, 15 homers, 87 RBI), Charlie Hough (12-9, 18 saves, 1.95 ERA), Tommy Hutton (.323), Davey Lopes, Tom Paciorek (.326, 17 homers, 101 RBI), Bill Russell, Jerry Stephenson (18-5, 2.82 ERA) and Geoff Zahn. Lasorda, who had guided Ogden to three straight Pioneer League titles (1966-68), was honored as *The Sporting News'* 1970 Minor League Manager of the Year. Lasorda later piloted Albuquerque to a PCL crown in 1972.

McCROTTY, Will

Full Name: William Dennis McCrotty

Ht: 6-2 **Wt:** 195 **B/T:** R/R

High School: Russellville (AR)

Obtained: Selected in sixth round of June 1997 First-Year Player Draft

Career Notes: **2002** - In his second full season as a pitcher, made 43 relief appearances for Jacksonville and was 1-4 with six saves and a 2.39 ERA...in 15 straight appearances from June 28-Aug. 11, did not allow an earned run, a span of 15.2 innings...in nine April outings, compiled three saves and a 2.03 ERA with 15 strikeouts in 13.1 innings...saved all three of the Suns' victories in the first-round Southern League playoff series against Carolina...**2001** - Became a full-time pitcher after being converted from catcher during the 2000 fall instructional league...combined for nine saves between Wilmington and Vero Beach...was especially effective for Wilmington, sporting a 1.96 ERA in 21 outings, striking out 46 batters in 36.2 innings...became part of history June 22 vs. Augusta when he pitched the final three innings, retiring all nine batters he faced, of a combined no-hitter with Wilmington teammate Fernando Rijo in a 5-0 win...from May 25-July 13, including four outings after being promoted to Double-A, gave up just one run in 22.1 innings over 12 games...**2000** - Batted .344 (11-for-32) in July for Vero Beach.

Right-handed Pitcher

Born: June 23, 1979 in Russellville, AR

Residence: Russellville, AR

Scout: Mike Leuzinger

WILL McCROTTY'S CAREER PITCHING RECORD

YEAR	TEAM	W-L	ERA	G	GS	CG	SHO	SV	IP	H	R	ER	HR	HB	BB	SO	WP	BK
2001	Wilmington	2-1	1.96	21	0	0	0	4	36.2	24	9	8	2	4	10	46	4	0
	Vero Beach	0-2	4.37	20	0	0	0	5	22.2	22	11	11	3	2	14	17	2	0
2002	Jacksonville	1-4	2.39	43	0	0	0	6	52.2	37	16	14	3	1	30	57	1	1
Minor League Totals-2 yrs		3-7	2.65	84	0	0	0	15	112.0	83	36	33	8	7	54	120	7	1

MEGREW, Mike

Full Name: Michael Ross Megrew

Ht: 6-6 **Wt:** 210 **B/T:** L/L

High School: Chariho (Wood River Junction, RI)

Obtained: Selected in fifth round of June 2002 First-Year Player Draft

Career Notes: **2002** - Pitched in five games for the Gulf Coast League Dodgers, in his first pro season and limited opponents to a .178 batting average in 13.1 innings.

Left-handed Pitcher

Born: Jan. 29, 1984 in Westerly, RI

Residence: Hope Valley, RI

Scout: John Kosciak

MIKE MEGREW'S CAREER PITCHING RECORD

YEAR	TEAM	W-L	ERA	G	GS	CG	SHO	SV	IP	H	R	ER	HR	HB	BB	SO	WP	BK
2002	GCL Dodgers	1-1	2.03	5	4	0	0	0	13.1	8	4	3	0	0	3	12	0	0
Minor League Totals-1 year		1-1	2.03	5	4	0	0	0	13.1	8	4	3	0	0	3	12	0	0

MICHAELIS, Derek

Full Name: Derek Thomas Michaelis

Ht: 6-7 **Wt:** 230 **B/T:** L/L

High School: Midway (Waco, TX)

Obtained: Selected in 15th round of June 2000 First-Year Player Draft

Career Notes: **2002** - Led Vero Beach with 17 home runs and 30 doubles to go with four triples and 58 RBI...tied for fourth in the Florida State League with 51 extra-base hits...selected as the best defensive first baseman in the FSL in a poll of league managers...chosen as the Dodger Minor League Player of the Month for May after batting .370 (34-for-92) with eight doubles, six homers and 15 RBI...**2000** - While with Northwest League champion Yakima, was 4-for-5 with a homer, double, three runs scored and five RBI on Aug. 2 vs. Boise...**OTHER** - Played baseball and was a forward on the basketball team at Rice University.

Born: Dec. 2, 1978 in Little Rock, AR

Residence: Waco, TX

College: Rice University (Houston, TX)

Scout: Chris Smith

DEREK MICHAELIS' CAREER BATTING RECORD

YEAR	TEAM	AVG	G	AB	R	H	2B	3B	HR	RBI	SH	SF	HP	BB	SO	SB	CS	E
2000	Yakima	.199	60	211	23	42	6	1	5	28	1	1	0	18	77	1	2	9
2001	Wilmington	.197	33	117	10	23	4	1	0	17	1	3	3	6	36	6	0	1
	Great Falls	.276	37	134	21	37	9	1	4	28	1	0	1	17	31	2	1	10
2002	Vero Beach	.265	122	426	59	113	30	4	17	58	0	3	1	44	114	0	0	12
Minor League Totals-3 yrs.		.242	252	888	113	215	49	7	26	131	3	7	5	85	258	9	3	32

Infielder



MILLER, Greg

Full Name: Greg David Miller
Ht: 6-5 Wt: 190 B/T: L/L
High School: Esperanza (Anaheim, CA)

Left-handed Pitcher

Born: Nov. 3, 1984 in Orange, CA
Residence: Yorba Linda, CA
Scout: Scott Groot

Obtained: Selected in first round of June 2002 First-Year Player Draft
Career Notes: 2002 - Ranked by *Baseball America* as the ninth-best prospect in the Pioneer League after helping Great Falls capture the league title...was 3-2 with a 2.37 ERA in 11 games (seven starts)...in his last four outings, all starts, went 3-0 with a 1.40 ERA (3 ER/19.1 IP)...**OTHER** - As a senior at Esperanza High School in 2002, went 9-4 with a 1.50 ERA, 137 strikeouts and just 20 walks in 84 innings.

GREG MILLER'S CAREER PITCHING RECORD

YEAR	TEAM	W-L	ERA	G	GS	CG	SHO	SV	IP	H	R	ER	HR	HB	BB	SO	WP	BK
2002	Great Falls	3-2	2.37	11	7	0	0	0	38.0	27	14	10	1	2	13	37	2	0
Minor League Totals-1 year		3-2	2.37	11	7	0	0	0	38.0	27	14	10	1	2	13	37	2	0

MILONS, Jereme

Full Name: Jereme S. Milons
Ht: 6-2 Wt: 205 B/T: R/R
High School: Starkville (MS)

Outfielder

Born: Feb. 5, 1983 in Starkville, MS
Residence: Starkville, MS
Scout: Clarence Johns

Obtained: Selected in 21st round of June 2002 First-Year Player Draft

JEREME MILONS' CAREER BATTING RECORD

YEAR	TEAM	AVG	G	AB	R	H	2B	3B	HR	RBI	SH	SF	HP	BB	SO	SB	CS	E
2002	GCL Dodgers	.243	45	152	28	37	8	1	1	23	0	1	2	10	24	9	1	1
Minor League Totals-1 year		.243	45	152	28	37	8	1	1	23	0	1	2	10	24	9	1	1

MINAYA, Cesar

Full Name: Cesar E. Minaya
Ht: 6-3 Wt: 198 B/T: R/R
School: Univ. Central Este (Dominican Republic)

Outfielder

Born: March 28, 1984 in Santo Domingo, Dominican Republic
Residence: San Pedro de Macoris, Dominican Republic
Scouts: Pablo Peguero & Angel Santana

Obtained: Signed as a non-drafted free agent on April 26, 2002

CESAR MINAYA'S CAREER BATTING RECORD

YEAR	TEAM	AVG	G	AB	R	H	2B	3B	HR	RBI	SH	SF	HP	BB	SO	SB	CS	E
2002	Santo Domingo 1	.201	52	179	22	36	8	1	3	30	1	3	3	12	52	4	5	..
Minor League Totals-1 year		.201	52	179	22	36	8	1	3	30	1	3	3	12	52	4	5	..

DODGER ORGANIZATION LEAGUE CHAMPIONS 1958-69

Year	Team	League	Manager
1958	Macon	South Atlantic	Danny Ozark
	Montreal	International	Clay Bryant
1959	Green Bay	Three - I	Stan Wasiak
	Atlanta	Southern Assn	Rube Walker
1960	Reno	California	Tom Saffell
	Spokane	Pacific Coast	Preston Gomez
1961	Great Falls	Pioneer	Albert Ronning
	Reno	California	Roy Smalley
1964	Salisbury	Western Carolinas	George Scherger
1965	Albuquerque	Texas	Roy Hartsfield
1966	Ogden	Pioneer	Tommy Lasorda
	Tri-City	Northwest	Duke Snider
1967	Albuquerque	Texas	Duke Snider
	Ogden	Pioneer	Tommy Lasorda
1968	Ogden	Pioneer	Tommy Lasorda
	Tri-City	Northwest	Don LeJohn
1969	Ogden	Pioneer	Ray Malgradi
	Rogue Valley	Northwest	Bill Berrier

PLAYER DEVELOPMENT

MINOR, Ryan

Full Name: Ryan Dale Minor
Ht: 6-7 **Wt:** 240 **B/T:** R/R
High School: Hammann (OK)

Obtained: Signed as a free agent on Dec. 21, 2002

Career Notes: Originally drafted (33rd round) and signed by the Baltimore Orioles in June 1996...has played a total of 142 games in the Major Leagues with Baltimore (1998-2000) and Montreal (2001), including 101 at third base...traded to Expos by Baltimore on Dec. 22, 2000 for pitcher Jorge Julio...claimed on waivers by Seattle on Nov. 26, 2001...**2002** - After being released by the Seattle organization on May 28, signed with Newark of the independent Atlantic League and hit .304 in 59 games...**1998** - Made Major League debut on Sept. 13 vs. Anaheim, collecting a pinch-single in his first big league at-bat...on Sept. 20 vs. the New York Yankees, he started at third base in place of Cal Ripken, who just prior to the contest decided to end his Major League-record consecutive games played streak at 2,632...**1997** - Had his best pro season, earning South Atlantic League all-star accolades for Single-A Delmarva as he hit .307 with 24 home runs, 42 doubles and 97 RBI...**OTHER** - Was a two-sport athlete at the University of Oklahoma, playing four seasons each of varsity baseball and basketball...was a second-round draft choice of the NBA's Philadelphia 76ers in 1996...after being cut by the 76ers, he spent the 1996-97 campaign with the Oklahoma City Calvary of the Continental Basketball Association...as a sophomore at Oklahoma, was selected to the 1994 College World Series all-tournament team as he helped the Sooners capture the NCAA title...during his junior hoops campaign, the small forward was named Big Eight Conference Player of the Year and earned All-America honors...as a senior at Hammann High, chosen as state basketball player of the year as well as being ranked by *USA Today* as one of the nation's top 25 prep baseball players...his twin brother Damon, also a baseball star at Oklahoma, is currently a member of the San Francisco Giants.

Infielder

Born: Jan. 5, 1974 in Canton, OH

Residence: Edmond, OK

College: University of Oklahoma (Norman, OK)

Scout: Lane Decker (Baltimore)

RYAN MINOR'S CAREER BATTING RECORD

YEAR	TEAM	AVG	G	AB	R	H	2B	3B	HR	RBI	SH	SF	HP	BB	SO	SB	CS	E
1996	Bluefield	.253	25	87	14	22	6	0	4	9	0	0	3	7	32	1	0	5
1997	Delmarva	.307	134	488	83	150	42	1	24	97	0	4	15	51	102	7	3	34
1998	Bowie	.250	138	521	73	130	20	3	17	71	0	1	13	34	152	2	3	26
	BALTIMORE	.429	9	14	3	6	1	0	0	1	0	0	0	3	0	0	0	1
1999	Rochester	.256	101	383	56	98	24	1	21	67	1	6	5	37	119	3	1	13
	BALTIMORE	.194	46	124	13	24	7	0	3	10	0	1	0	8	43	1	0	5
2000	GCL Orioles	.154	3	13	2	2	1	0	1	4	0	0	0	1	6	0	0	1
	Frederick	.333	2	9	3	3	0	0	0	0	0	0	0	4	0	0	0	0
	Rochester	.295	68	241	33	71	9	1	14	48	0	7	5	32	57	1	4	17
	BALTIMORE	.131	32	84	4	11	1	0	0	3	0	0	1	3	20	0	0	4
2001	Ottawa	.245	42	143	20	35	6	2	5	19	0	1	6	16	41	0	0	0
	MONTREAL	.158	55	95	10	15	2	0	2	13	0	2	1	9	31	0	1	2
2002	Tacoma	.229	42	157	15	36	6	1	1	8	0	0	3	12	29	0	0	7
	Newark	.304	59	224	33	68	12	0	8	29	0	1	7	14	42	1	0	6
Major League Totals-4 yrs		.177	142	317	30	56	11	0	5	27	0	3	2	20	97	1	1	12
Minor League Totals-7 yrs		.271	614	2226	332	615	126	8	95	352	1	20	57	204	584	15	11	109

MONTAGUE, Ed

Full Name: Edward Michael Montague, Jr.

Ht: 6-0 **Wt:** 195 **B/T:** L/R

High School: Menlo (Atherton, CA)

Obtained: Signed as a non-drafted free agent on June 11, 2002

Notes: As a junior at Pepperdine University in 2002, batted .359 with 10 home runs, 19 doubles, 10 stolen bases and 31 RBI, earning All-West Coast Conference first team honors...his father Ed has been a Major League umpire for 27 seasons and is currently a crew chief...his grandfather Ed played for the Cleveland Indians from 1928-33 and was later a scout for the New York/San Francisco Giants, where he was credited with the signing of Willie Mays.

Outfielder

Born: March 23, 1980 in Daly City, CA

Residence: San Mateo, CA

College: Pepperdine University (Malibu, CA)

Scout: Mark Sheehy

ED MONTAGUE'S CAREER BATTING RECORD

YEAR	TEAM	AVG	G	AB	R	H	2B	3B	HR	RBI	SH	SF	HP	BB	SO	SB	CS	E
2002	GCL Dodgers	.147	10	34	3	5	0	1	0	3	1	1	0	3	7	3	0	0
	Vero Beach	.213	28	89	5	19	4	0	2	14	0	0	1	10	18	1	3	2
	Great Falls	.277	15	47	8	13	3	0	1	8	0	0	0	6	14	1	0	2
Minor League Totals-1 year		.218	53	170	16	37	7	1	3	25	1	1	1	19	39	5	3	4

PLAYER DEVELOPMENT



MONTERO, Agustin

Full Name: Agustin (Alcantara) Montero

Ht: 6-3 Wt: 212 B/T: R/R

School: N/A

Obtained: Signed as a free agent on Sept. 30, 1999

Career Notes: Originally signed by the Oakland Athletics as a non-drafted free agent on Jan. 30, 1995.

Right-handed Pitcher

Born: Aug. 26, 1977 in San Pedro de Macoris, DR

Residence: San Pedro de Macoris, Dominican Republic

Scout: Hector Guzman (Oakland)

AGUSTIN MONTERO'S CAREER PITCHING RECORD

YEAR	TEAM	W-L	ERA	G	GS	CG	SHO	SV	IP	H	R	ER	HR	HB	BB	SO	WP	BK
1995	DSL Athletics	0-1	11.57	1	0	0	0	0	2.1	7	6	3	1	0	2	2	3	0
1996	DSL Athletics	8-2	2.21	17	12	2	0	1	85.2	64	29	21	1	0	58	71	4	2
1997	AZL Athletics	3-2	3.59	14	13	0	0	0	72.2	72	38	29	3	8	31	88	9	9
	Southern Oregon	0-0	6.75	2	0	0	0	0	2.2	4	2	2	0	2	3	1	0	0
1998	Southern Oregon	2-3	8.68	14	3	0	0	0	37.1	47	42	36	5	4	26	28	6	2
1999									Did Not Play									
2000	San Bernardino	0-2	9.72	7	0	0	0	0	8.1	13	14	9	0	2	12	10	2	0
	Vero Beach	0-0	6.00	3	0	0	0	0	3.0	2	2	2	0	0	6	4	2	0
	Yakima	1-0	6.07	7	0	0	0	0	13.1	12	9	9	0	5	7	21	3	0
	Great Falls	2-1	3.93	11	0	0	0	0	18.1	16	10	8	1	2	12	21	3	0
2001	Wilmington	2-1	3.29	18	0	0	0	1	27.1	13	11	10	1	5	19	30	5	1
	Vero Beach	1-0	3.45	16	0	0	0	1	31.1	29	14	12	7	3	13	23	1	0
2002	Vero Beach	1-0	3.46	7	0	0	0	0	13.0	10	5	5	1	1	4	25	2	3
	Jacksonville	1-3	3.95	31	0	0	0	0	41.0	38	21	18	5	8	29	25	5	0
Minor League Totals-8 yrs.		21-15	4.14	148	28	2	0	3	356.1	327	203	164	25	40	222	338	45	17

MONTERO, Juanito

Full Name: Juanito Montero

Ht: 5-9 Wt: 164 B/T: R/R

School: Escuela FCO Castillo (Dominican Republic)

Obtained: Signed as a non-drafted free agent on Aug. 22, 2001

Right-handed Pitcher

Born: July 14, 1984 in Elias Pina, Dominican Republic

Residence: Elias Pina, Dominican Republic

Scouts: Pablo Peguero & Ezequiel Sepulveda

JUANITO MONTERO'S CAREER PITCHING RECORD

YEAR	TEAM	W-L	ERA	G	GS	CG	SHO	SV	IP	H	R	ER	HR	HB	BB	SO	WP	BK
2002	Santo Domingo 2	0-1	2.30	12	0	0	0	1	15.2	13	4	4	0	1	8	13	2	0
Minor League Totals-1 year		0-1	2.30	12	0	0	0	1	15.2	13	4	4	0	1	8	13	2	0

DODGER ORGANIZATION LEAGUE CHAMPIONS 1970-89

Year	Team	League	Manager
1970	Albuquerque	Texas	Del Crandall
	Bakersfield	California	Don LeJohn
	Spokane	Pacific Coast	Tommy Lasorda
1972	Albuquerque	Pacific Coast	Tommy Lasorda
	El Paso	Texas	Monty Basgall
1977	Lethbridge	Pioneer	Gail Henley
	Lodi	California	Stan Wasiak
1978	Albuquerque	Pacific Coast	Del Crandall
1979	Lethbridge	Pioneer	Gail Henley
1980	Albuquerque	Pacific Coast	Del Crandall
	Lethbridge	Pioneer	Gail Henley
1981	Albuquerque	Pacific Coast	Del Crandall
	Lodi	California	Terry Collins
1982	Albuquerque	Pacific Coast	Del Crandall
1983	Bradenton	Gulf Coast	Gary LaRocque
	Vero Beach	Florida State	Stan Wasiak
1987	Albuquerque	Pacific Coast	Terry Collins
	Sarasota	Gulf Coast	Joe Alvarez
1988	Great Falls	Pioneer	Tim Johnson
	Santo Domingo	Dominican Summer	Elvio Jimenez
1989	Bakersfield	California	Tim Johnson
	Great Falls	Pioneer	Joe Vavra
	Santo Domingo	Dominican Summer	Teddy Martinez

MURGUIA, Edgar

Full Name: Edgar S. Murguia

Ht: 6-1 Wt: 175 B/T: R/R

School: N/A

Obtained: Signed as a non-drafted free agent on April 12, 2002

Right-handed Pitcher

Born: June 30, 1982 in Cihahia, Mexico

Residence: Chihuahua, Mexico

Scout: Mike Brito

EDGAR MURGUIA'S CAREER PITCHING RECORD

YEAR	TEAM	W-L	ERA	G	GS	CG	SHO	SV	IP	H	R	ER	HR	HB	BB	SO	WP	BK
2002	Santo Domingo 1	0-0	4.50	10	0	0	0	0	10.0	9	7	5	0	0	8	7	9	0
Minor League Totals-1 year		0-0	4.50	10	0	0	0	0	10.0	9	7	5	0	0	8	7	9	0

NALL, T.J.

Full Name: Thomas John Nall

Ht: 6-1 Wt: 175 B/T: R/R

High School: Schaumburg (IL)

Obtained: Selected in eighth round of June 1999 First-Year Player Draft

Career Notes: **2002** - Was a combined 5-2 with four saves in 38 outings for South Georgia and Vero Beach...in his first 12 appearances for South Georgia, did not allow an earned run, a span of 24.2 innings...selected to pitch in South Atlantic League All-Star Game...**1999** - Pitching for Great Falls, was first among Pioneer League starters in fewest walks allowed per 9.0 innings (1.1)...struck out 70 batters and walked just 13 in 92.2 innings pitched.

Right-handed Pitcher

Born: Nov. 4, 1980 in Chicago, IL

Residence: Schaumburg, IL

Scout: Glen Van Proyen

T. J. NALL'S CAREER PITCHING RECORD

YEAR	TEAM	W-L	ERA	G	GS	CG	SHO	SV	IP	H	R	ER	HR	HB	BB	SO	WP	BK
1999	Great Falls	3-8	4.95	15	14	2	0	0	92.2	115	60	51	13	5	13	70	2	0
2000	San Bernardino	1-1	4.38	3	3	0	0	0	12.1	10	6	6	2	2	2	11	0	0
2001	GCL Dodgers	0-0	4.50	4	4	0	0	0	12.0	14	6	6	0	0	5	10	0	0
	Great Falls	2-2	5.01	7	2	0	0	0	23.1	26	18	13	2	5	6	25	2	0
2002	South Georgia	3-1	0.63	21	0	0	0	3	43.0	28	7	3	0	0	12	39	0	0
	Vero Beach	2-1	4.17	17	2	0	0	1	36.2	43	19	17	0	0	13	30	4	0
Minor League Totals-4 yrs		11-13	3.93	67	25	2	0	4	220.0	235	116	96	17	12	51	185	8	0

NDUNGIDI, Sambu

Full Name: Sambu Ndungidi

Ht: 6-3 Wt: 200 B/T: S/R

High School: St. Georges (Montreal, Canada)

Obtained: Selected in 16th round of June 2002 First-Year Player Draft

Notes: His older brother Papy was a first-round supplemental draft pick of Baltimore Orioles in June 1997.

Outfielder

Born: Nov. 10, 1982 in Montreal, Quebec, Canada

Residence: Pierre Fonds, Quebec, Canada

Scout: Jim Chapman

SAMBU NDUNGIDI'S CAREER BATTING RECORD

YEAR	TEAM	AVG	G	AB	R	H	2B	3B	HR	RBI	SH	SF	HP	BB	SO	SB	CS	E	
2003 will be his first professional season																			

NELSON, Steve

Full Name: Stephen M. Nelson

Ht: 6-3 Wt: 200 B/T: L/R

High School: Cole Harbour (Canada)

Obtained: Selected in fifth round of June 2001 First-Year Player Draft

Career Notes: **2002** - Combined for a 9-6 mark with South Georgia and Great Falls...in 14 starts for Great Falls, racked up 70.0 innings to rank second on the club...For South Georgia in April, went 3-0 with a 1.93 ERA in eight relief outings, covering 18.2 innings...won his first five decisions for Great Falls...struck out career-high 11 batters in 6.0 innings in win at Missoula on July 8.

Right-handed Pitcher

Born: Nov. 10, 1982 in Halifax, Nova Scotia, Canada

Residence: Dartmouth, Nova Scotia, Canada

Scout: Jim Chapman

STEVE NELSON'S CAREER PITCHING RECORD

YEAR	TEAM	W-L	ERA	G	GS	CG	SHO	SV	IP	H	R	ER	HR	HB	BB	SO	WP	BK
2001	GCL Dodgers	1-2	2.17	10	6	0	0	0	29.0	19	9	7	0	1	4	26	1	0
2002	South Georgia	3-1	5.27	18	1	0	0	0	41.0	41	27	24	2	5	9	32	5	1
	Great Falls	6-5	3.99	14	14	0	0	0	70.0	79	39	31	4	6	23	44	6	2
Minor League Totals- 2 yrs		10-8	3.99	43	21	0	0	0	140.0	139	75	62	6	12	36	102	12	3



NEUGE, Leigh

Full Name: Leigh Neuge

Ht: 6-4 Wt: 210 B/T: R/R

High School: Wirreanda (Australia)

Obtained: Signed as a non-drafted free agent on Feb. 2, 2001

Right-handed Pitcher

Born: July 6, 1983 in Adelaide, Australia

Residence: Adelaide, Australia

Scout: Pat Kelly

LEIGH NEUGE'S CAREER PITCHING RECORD

YEAR	TEAM	W-L	ERA	G	GS	CG	SHO	SV	IP	H	R	ER	HR	HB	BB	SO	WP	BK
2001	GCL Dodgers	0-0	1.59	3	2	0	0	0	5.2	2	1	1	0	0	3	3	0	0
2002	GCL Dodgers	0-2	4.68	7	6	0	0	0	25.0	30	14	13	2	3	4	15	2	1
	South Georgia	1-2	3.07	8	8	0	0	0	41.0	35	17	14	1	3	13	35	4	0
Minor League Totals-2 yrs		1-4	3.52	18	16	0	0	0	71.2	67	32	28	3	6	20	53	6	1

NUÑEZ, Jose

Full Name: Jose Miguel Neuz

Ht: 6-2 Wt: 200 B/T: R/R

School: Col. Simon Bolivar (Dominican Republic)

Obtained: Signed as a non-drafted free agent on July 26, 2001

First Baseman

Born: Dec. 1, 1983 in Salcedo, Dominican Republic

Residence: Santiago, Dominican Republic

Scout: Pablo Peguero

JOSE NUNEZ'S CAREER BATTING RECORD

YEAR	TEAM	AVG	G	AB	R	H	2B	3B	HR	RBI	SH	SF	HP	BB	SO	SB	CS	E
2002	Santo Domingo 2	.268	67	235	28	63	11	0	7	32	0	5	3	12	46	1	3	--
Minor League Totals-1 year		.268	67	235	28	63	11	0	7	32	0	5	3	12	46	1	3	--

OBISPO, Jose

Full Name: Jose Obispo

Ht: 6-1 Wt: 160 B/T: R/R

School: N/A

Obtained: Signed as a non-drafted free agent on Aug. 31, 2001

Right-handed Pitcher

Born: May 11, 1984 in Sabana De La Mar, Dominican Republic

Residence: Sabana De La Mar, Dominican Republic

Scout: Pablo Peguero

JOSE OBISPO'S CAREER PITCHING RECORD

YEAR	TEAM	W-L	ERA	G	GS	CG	SHO	SV	IP	H	R	ER	HR	HB	BB	SO	WP	BK
2002	Santo Domingo 2	3-3	5.14	11	11	0	0	0	49.0	56	35	28	1	3	18	46	4	1
Minor League Totals-1 year		3-3	5.14	11	11	0	0	0	49.0	56	35	28	1	3	18	46	4	1

DODGER ORGANIZATION LEAGUE CHAMPIONS 1990-02

Year	Team	League	Manager
1990	Albuquerque	Pacific Coast	Kevin Kennedy
	Great Falls	Pioneer	Joe Vavra
	Kissimmee	Gulf Coast	Ivan DeJesus
	Vero Beach	Florida State	Joe Alvarez
1992	La Vega	Dominican Summer	Antonio Bautista
1993	La Vega	Dominican Summer	Antonio Bautista
1994	Albuquerque	Pacific Coast	Rick Dempsey
1995	San Bernardino	California	Ron Roenicke
1996	La Romana	Dominican Summer	Antonio Bautista
	Savannah	South Atlantic	John Shoemaker
1997	Yakima	Northwest	Joe Vavra
	La Romana	Dominican Summer	Jose Salado
1999	San Antonio	Texas	Ron Roenicke
	San Bernardino	California	Rick Burleson
2000	San Bernardino	California	Dino Ebel
	Santo Domingo	Dominican Summer	Pedro Mega
	Yakima	Northwest	Butch Hughes
2001	Jacksonville (co-champion)	Southern	John Shoemaker
2002	Great Falls	Pioneer	Dann Bilardello

OCHOA, Luis

Full Name: Luis E. Ochoa

Ht: 6-4 Wt: 190 B/T: R/R

High School: N/A

Obtained: Signed as a non-drafted free agent on March 18, 2002

Right-handed Pitcher

Born: June 13, 1985 in Guacara, Edo Carabobo, Venezuela

Residence: Guaraca, Edo Carabobo, Venezuela

Scout: Camilo Pascual & Doug Carpenter

LUIS OCHOA'S CAREER PITCHING RECORD

YEAR	TEAM	W-L	ERA	G	GS	CG	SHO	SV	IP	H	R	ER	HR	HB	BB	SO	WP	BK
2002	San Joaquin	0-0	2.45	5	1	0	0	0	7.1	4	2	2	0	0	7	7	1	0
Minor League Totals-1 year		0-0	2.45	5	1	0	0	0	7.1	4	2	2	0	0	7	7	1	0

O'FLAHERTY, Liam

Full Name: Liam C. O'Flaherty

Ht: 6-0 Wt: 165 B/T: R/L

School: N/A

Obtained: Signed as a non-drafted free agent on Feb. 18, 2002

Left-handed Pitcher

Born: Jan. 18, 1985 in Sydney Australia

Residence: Castle Hill, Australia

Scout: Pat Kelly

LIAM O'FLAHERTY'S CAREER PITCHING RECORD

YEAR	TEAM	W-L	ERA	G	GS	CG	SHO	SV	IP	H	R	ER	HR	HB	BB	SO	WP	BK	
2003 will be his first professional season																			

OJEDA, Alvis

Full Name: Alvis E. Ojeda

Ht: 6-0 Wt: 170 B/T: R/R

School: N/A

Obtained: Signed as a non-drafted free agent on Feb. 28, 2001

Career Notes: 2002 - Posted a 1.79 ERA in 12 starts for Santo Domingo 1, tying for the lead among all Dodger short-season minor leaguers in wins (7) and strikeouts (72 in 70.1 innings).

Right-handed Pitcher

Born: Sept. 23, 1983 in Maracaibo, Venezuela

Residence: Maracaibo, Venezuela

Scout: Camilo Pascual

ALVIS OJEDA'S CAREER PITCHING RECORD

YEAR	TEAM	W-L	ERA	G	GS	CG	SHO	SV	IP	H	R	ER	HR	HB	BB	SO	WP	BK
2001	La Pradera	0-2	3.27	7	5	0	0	0	22.0	30	12	8	0	0	6	20	0	0
2002	Santo Domingo 1	7-4	1.79	12	12	1	0	0	70.1	59	30	14	1	7	22	72	7	0
Minor League Totals-2 yrs		7-6	2.14	19	17	1	0	0	92.1	89	42	22	1	7	28	92	7	0

OLSON, Jason

Full Name: Jason Erik Olson

Ht: 6-2 Wt: 180 B/T: R/R

High School: Chino Valley (AZ)

Obtained: Selected in 17th round of June 2000 First-Year Player Draft

Right-handed Pitcher

Born: June 12, 1978 in Scottsdale, AZ

Residence: Prescott Valley, AZ

College: Armstrong Atlantic State University (Savannah, GA)

Scout: Lon Joyce

JASON OLSON'S CAREER PITCHING RECORD

YEAR	TEAM	W-L	ERA	G	GS	CG	SHO	SV	IP	H	R	ER	HR	HB	BB	SO	WP	BK
2000	Yakima	0-1	4.34	18	0	0	0	1	37.1	37	22	18	4	2	18	43	3	2
2001	Great Falls	2-0	1.17	5	0	0	0	1	7.2	2	1	1	0	1	13	0	0	
	Wilmington	2-4	3.68	15	0	0	0	1	29.1	23	12	12	2	2	15	28	4	1
2002	Vero Beach	1-0	2.66	10	0	0	0	0	20.1	21	7	6	1	1	8	16	3	0
Minor League Totals-3 yrs		5-5	3.52	48	0	0	0	3	94.2	83	42	37	7	6	42	100	10	3

ORTIZ, Natanael

Full Name: Natanael Ortiz

Ht: 6-2 Wt: 180 B/T: R/R

School: N/A

Obtained: Signed as a non-drafted free agent on Sept. 16, 2002

Outfielder

Born: Sept. 12, 1983 in Villa Milla, Dominican Republic

Residence: Santo Domingo, Dominican Republic

Scout: Pablo Peguero

NATANAEL ORTIZ' CAREER BATTING RECORD

YEAR	TEAM	AVG	G	AB	R	H	2B	3B	HR	RBI	SH	SF	HP	BB	SO	SB	CS	E
2003 will be his first professional season																		

OSORIA, Franquelis

Full Name: Franquelis Antonio Osoria
Ht: 6-0 **Wt:** 165 **B/T:** R/R
School: N/A
Obtained: Signed as a non-drafted free agent on Sept. 28, 1999

Right-handed Pitcher

Born: Sept. 12, 1981 in Santiago, Dominican Republic
Residence: Santiago, Dominican Republic
Scout: Pablo Peguero & Ramon Perez

FRANQUELIS OSORIA'S CAREER PITCHING RECORD

YEAR	TEAM	W-L	ERA	G	GS	CG	SHO	SV	IP	H	R	ER	HR	HB	BB	SO	WP	BK
2000	Santo Domingo	3-4	2.52	13	12	0	0	0	64.1	58	33	18	1	10	23	46	10	0
2001	Santo Domingo	4-4	3.16	15	11	0	0	0	77.0	69	38	27	5	10	16	67	4	--
2002	Vero Beach	0-1	2.45	3	0	0	0	0	7.1	4	2	2	0	1	2	10	0	0
	South Georgia	2-2	3.32	21	1	0	0	1	43.1	40	22	16	1	2	13	30	3	0
Minor League Totals-3 yrs		9-11	2.95	52	24	0	0	1	192.0	171	95	63	7	23	54	153	17	0

OWEN, Ryan

Full Name: Thomas Ryan Edgar Owen
Ht: 6-0 **Wt:** 200 **B/T:** R/R
High School: Wichita Heights (KS)
Obtained: Selected in 12th round of June 2002 First-Year Player Draft

Catcher

Born: Sept. 15, 1980 in Wichita, KS
Residence: Wichita, KS
College: Wichita State University
Scout: Mitch Webster

RYAN OWEN'S CAREER BATTING RECORD

YEAR	TEAM	AVG	G	AB	R	H	2B	3B	HR	RBI	SH	SF	HP	BB	SO	SB	CS	E
2002	Great Falls	.141	23	64	9	9	2	1	1	7	1	0	8	15	24	5	0	4
Minor League Totals-1 year		.141	23	64	9	9	2	1	1	7	1	0	8	15	24	5	0	4

PARKER, David

Full Name: David A. Parker
Ht: 6-4 **Wt:** 185 **B/T:** R/R
High School: N/A
Obtained: Selected in 43rd round of 2002 First-Year Draft
Career Notes: 2002 - Led Gulf Coast League Dodgers with six saves in 20 appearances.

Right-handed Pitcher

Born: April 18, 1983 in Winnipeg, Manitoba, Canada
Residence: Winnipeg, Manitoba, Canada
College: Eastern Oklahoma St. CC Wilburton, OK
Scouts: Jim Chapman & Mike Leuzinger

DAVID PARKER'S CAREER PITCHING RECORD

YEAR	TEAM	W-L	ERA	G	GS	CG	SHO	SV	IP	H	R	ER	HR	HB	BB	SO	WP	BK
2002	GCL Dodgers	2-2	3.18	20	0	0	0	6	34.0	32	13	12	1	2	14	24	4	0
Minor League Totals-1 year		2-2	3.18	20	0	0	0	6	34.0	32	13	12	1	2	14	24	4	0

PEÑA, Carlos

Full Name: Carlos A. Pena
Ht: 6-2 **Wt:** 190 **B/T:** R/R
School: N/A
Obtained: Signed as a non-drafted free agent on April 29, 2001

Outfielder

Born: Dec. 28, 1983 in Santa Cruz De El Seibo, Dominican Republic
Residence: La Romana, Dominican Republic
Scouts: Pablo Peguero

CARLOS PEÑA'S CAREER BATTING RECORD

YEAR	TEAM	AVG	G	AB	R	H	2B	3B	HR	RBI	SH	SF	HP	BB	SO	SB	CS	E
2001	Santo Domingo	.186	53	188	18	35	2	0	2	6	0	0	1	12	78	4	4	--
2002	Santo Domingo 2	.212	58	193	26	41	7	0	6	21	0	0	1	14	52	12	6	--
Minor League Totals-2 yrs		.199	111	381	44	76	9	0	8	27	0	0	2	26	130	16	10	--

PEREZ, Eduardo

Full Name: Eduardo A. Perez
Ht: 6-1 **Wt:** 175 **B/T:** B/R
School: N/A
Obtained: Signed as a non-drafted free agent on March 25, 2002

Infielder

Born: Aug. 30, 1984 in Caracas, Venezuela
Residence: Municipio, Venezuela
Scout: Camilo Pascual

EDUARDO PEREZ'S CAREER BATTING RECORD

YEAR	TEAM	AVG	G	AB	R	H	2B	3B	HR	RBI	SH	SF	HP	BB	SO	SB	CS	E
2003 will be his first professional season																		

PEROZO, Hector**Full Name:** Hector Jose Perozo**Ht:** 6-2 **Wt:** 190 **B/T:** R/R**School:** Ignacio Burck (Venezuela)**Obtained:** Signed as a non-drafted free agent on July 2, 2000**Career Notes:** 2002 - Led Pioneer League third basemen with 35 putouts.**Infielder****Born:** Sept. 20, 1983 in Caracas, Venezuela**Residence:** Caracas, Venezuela**Scout:** Camilo Pascual**HECTOR PEROZO'S CAREER BATTING RECORD**

YEAR	TEAM	AVG	G	AB	R	H	2B	3B	HR	RBI	SH	SF	HP	BB	SO	SB	CS	E
2001	GCL Dodgers	.223	55	184	32	41	4	3	1	26	0	3	17	27	63	2	2	13
2002	Great Falls	.255	56	192	30	49	11	1	6	32	1	3	14	19	63	3	1	15
Minor League Totals-2 yrs.		.239	111	376	62	90	15	4	7	58	1	6	31	46	126	5	3	28

PIERCE, Sean**Full Name:** Sean Patrick Pierce**Ht:** 5-9 **Wt:** 190 **B/T:** R/R**High School:** South Hills (West Covina, CA)**Obtained:** Selected in ninth round of June 2001 First-Year Player Draft

Career Notes: 2002 - On Opening Night for South Georgia on April 4 at Asheville, went 4-for-6 with a home run and three runs scored...was 5-for-5 with four RBI and two runs scored on May 30 vs. Asheville...on Aug. 15 at Kannapolis, went 4-for-4 with four runs scored, a homer and two RBI...saw action at all three outfield positions, shortstop and designated hitter...2001 - Had a productive first pro season, playing the bulk of the campaign as the starting center fielder for Great Falls...led all Dodger short-season minor leaguers and ranked second in Pioneer League with seven triples...also topped Great Falls in batting average (.311) and runs scored (59) and was second in stolen bases (29)...honored as the Dodger organization's Player of the Month for August, when he hit .353 (36-for-102) with 22 runs scored, 16 RBI and 15 stolen bases...had 25 multi-hit games...OTHER - Was a wide receiver on San Diego State University's football team, catching 40 passes for 590 yards and three touchdowns in his four-year career...was a standout in baseball, football and track and field at South Hills High School.

Outfielder**Born:** Nov. 26, 1978 in Fullerton, CA**Residence:** Covina, CA**College:** San Diego State University (CA)**Scout:** Scott Groot**SEAN PIERCE'S CAREER BATTING RECORD**

YEAR	TEAM	AVG	G	AB	R	H	2B	3B	HR	RBI	SH	SF	HP	BB	SO	SB	CS	E
2001	Great Falls	.311	72	273	59	85	11	7	6	43	0	0	5	43	54	29	6	4
	Wilmington	.250	3	12	0	3	0	0	0	0	0	0	0	0	2	1	1	0
2002	South Georgia	.265	88	291	57	77	10	2	6	38	3	3	5	44	67	18	5	5
Minor League Totals-2 yrs.		.286	163	576	116	165	21	9	12	81	3	3	10	87	123	48	12	9

PILKINGTON, Brian**Full Name:** Brian Allen Pilkington**Ht:** 6-5 **Wt:** 210 **B/T:** R/R**High School:** Santiago (Garden Grove, CA)**Obtained:** Selected in second round of June 2001 First-Year Player Draft

Career Notes: 2002 - In a combined 23 games (21 starts) for South Georgia and Vero Beach, was 10-5 with a 3.29 ERA in 131.1 innings...tied for South Georgia club lead with eight wins...was 3-0 with a 2.40 ERA for the Waves in June to be named Dodger Minor League Pitcher of the Month...honored as the South Atlantic Pitcher of the Week for June 21-27 when he was 2-0, including a complete-game triumph...2001 - After being the Dodgers' first pick (second round) and 68th overall in the June draft, saw his first pro season cut short after he suffered shoulder fatigue, which required arthroscopic surgery...in five games for Great Falls, struck out 17 and walked just two in 16.0 innings...OTHER - Nephew of former Major League pitcher Bert Blyleven, who won 287 games in a 22-year career...in 12 starts during his senior season at Santiago High in 2001, was 10-2 with a 0.90 ERA, 97 strikeouts and just seven walks in 72.0 innings.

Right-handed Pitcher**Born:** Sept. 17, 1982 in Mission Viejo, CA**Residence:** Garden Grove, CA**Scout:** Bobby Darwin**BRIAN PILKINGTON'S CAREER PITCHING RECORD**

YEAR	TEAM	W-L	ERA	G	GS	CG	SHO	SV	IP	H	R	ER	HR	HB	BB	SO	WP	BK
2001	Great Falls	0-1	5.63	5	2	0	0	0	16.0	19	11	10	2	1	2	17	2	0
2002	South Georgia	8-4	3.45	20	18	1	0	0	112.1	129	61	43	8	10	13	78	3	0
	Vero Beach	2-1	2.37	3	3	0	0	0	19.0	16	7	5	2	0	3	10	0	0
Minor League Totals-2 years		10-6	3.54	28	23	1	0	0	147.1	164	79	58	12	11	18	105	5	0



PLUMMER, Jarod

Full Name: Jarod R. Plummer
Ht: 6-5 Wt: 200 B/T: R/R
High School: South Garland (TX)

Obtained: Selected in 26th round of June 2002 First-Year Player Draft

Career Notes: **2002** - Pitched two playoff games for the Gulf Coast League Dodgers and was 1-1, hurling 6.1 innings...he then made four relief appearances for champion Great Falls in the Pioneer League playoffs, tossing 8.0 shutout innings and winning two games, including the 3-1 title-clincher over Provo, when he pitched 2.1 scoreless frames.

Right-handed Pitcher

Born: Jan. 27, 1984 in Dallas, TX
Residence: Garland, TX
Scout: Mike Leuzinger

JAROD PLUMMER'S CAREER PITCHING RECORD

YEAR	TEAM	W-L	ERA	G	GS	CG	SHO	SV	IP	H	R	ER	HR	HB	BB	SO	WP	BK
2002	GCL Dodgers	2-2	2.94	16	2	0	0	0	33.2	28	17	11	0	2	7	41	2	1
	Great Falls	1-0	0.00	1	0	0	0	0	2.0	1	0	0	0	0	1	1	0	0
Minor League Totals-1 year		3-2	2.78	17	2	0	0	0	35.2	29	17	11	0	2	8	42	2	1

PORTILLO, Edgar

Full Name: Edgar A. Portillo
Ht: 6-1 Wt: 180 B/T: R/R
School: Nuestra Senora Valle (Venezuela)
Obtained: Signed as a non-drafted free agent on July 2, 2001

Right-handed Pitcher

Born: Oct. 8, 1983 in Maracaibo, Venezuela
Residence: Maracaibo, Venezuela
Scout: Camilo Pascual

EDGAR PORTILLO'S CAREER PITCHING RECORD

YEAR	TEAM	W-L	ERA	G	GS	CG	SHO	SV	IP	H	R	ER	HR	HB	BB	SO	WP	BK
2003 will be his first professional season																		

POTOCZNY, Mike

Full Name: Robert Michael Potoczny
Ht: 6-1 Wt: 190 B/T: R/R
High School: North Marion (WV)
Obtained: Selected in 27th round of June 2002 First-Year Player Draft

Right-handed Pitcher

Born: Dec. 27, 1983 in Fairmont, WV
Residence: Worthington, WV
Scout: Scott Sharp

MIKE POTOCZNY'S CAREER PITCHING RECORD

YEAR	TEAM	W-L	ERA	G	GS	CG	SHO	SV	IP	H	R	ER	HR	HB	BB	SO	WP	BK
2002	GCL Dodgers	5.91	11	2	0	0	0	0	21.1	20	15	14	1	0	14	21	1	1
Minor League Totals-1 year		5.91	11	2	0	0	0	0	21.1	20	15	14	1	0	14	21	1	1

PRICE, Jared

Full Name: Jared D. Price
Ht: 6-1 Wt: 190 B/T: R/R
High School: Rupert (Minico, ID)
Obtained: Selected in seventh round of June 2000 First-Year Player Draft

Catcher

Born: March 18, 1982 in Burley, ID
Residence: Rupert, ID
Scout: Hank Jones

JARED PRICE'S CAREER BATTING RECORD

YEAR	TEAM	AVG	G	AB	R	H	2B	3B	HR	RBI	SH	SF	HP	BB	SO	SB	CS	E
2000	Great Falls	.191	27	89	13	17	3	1	1	10	0	1	6	13	30	2	2	2
2001	GCL Dodgers	.096	33	94	10	9	1	0	0	5	2	1	6	14	41	0	2	3
2002	South Georgia	.214	69	210	31	45	12	1	9	34	8	0	13	35	83	5	4	7
	Vero Beach	.200	12	35	0	7	1	0	0	1	0	0	1	6	16	0	0	0
Minor League Totals-3 yrs.		.182	141	428	54	78	17	2	10	50	10	2	26	68	170	7	8	12

TOMMY DAVIS A MINOR LEAGUE BATTING CHAMP AS WELL

Former Dodger star Tommy Davis, who this year is celebrating the 40th anniversary of his winning a second straight National League batting title in 1963, prepared for the big leagues by also capturing a pair of batting crowns while in the Dodger minor league system. In 1957, playing for Kokomo (IN) of the Class D Midwest League, Davis topped the circuit with a .357 average, also leading the league in hits (185), runs (115) and stolen bases (68). Then in 1959, Davis won the Pacific Coast League batting championship with a .345 mark and a league-leading 211 hits for Triple-A Spokane. He won NL batting titles for the Dodgers in 1962 and 1963 with averages of .346 and .326, respectively.

PROCTOR, Scott**Full Name:** Scott Christopher Proctor**Ht:** 6-1 **Wt:** 198 **B/T:** R/R**High School:** Martin County (Stuart, FL)**Obtained:** Selected in fifth round of June 1998 First-Year Player Draft

Career Notes: **2002** – Topped Jacksonville pitchers in games started (25) and strikeouts (131 in 133.1 innings)...ranked third in Southern League in strikeouts...in six July starts, compiled a 1.43 ERA, striking out 36 in 37.2 innings, to be named Dodger Minor League Pitcher of the Month...named SL Pitcher of the Week for July 26-Aug. 1 after hurling 7.0 shutout innings and striking out 11 on July 30 vs. Mobile...had a successful season at the plate, batting .409 (9-for-22) with two doubles and three RBI...**2001** – Helped Vero Beach win a first-half Florida State League Eastern Division crown and was then promoted to Jacksonville, where he participated in the Suns' drive to the Southern League co-championship...was a combined 10-7 with a 3.08 ERA and 127 strikeouts in 140.1 innings...selected to pitch in FSL All-Star Game...posted 2-1 mark with a 1.45 ERA in five April starts...won four of last five decisions before promotion...in his first week with Jacksonville, was named Southern League Pitcher of the Week for June 29-July 5 after going 1-0, allowing just one run and eight hits in two starts, covering 12 innings...was 3-1 in five July starts...**OTHER** – Posted a 10-2 record in 60 career games at Florida State University with 115 strikeouts in 106 innings...in 1999, was 3-1 with seven saves in 27 games...in 1998, compiled a 7-1 mark in 17 outings.

Right-handed Pitcher**Born:** Jan. 2, 1977 in Stuart, FL**Residence:** Jensen Beach, FL**College:** Florida State University (Tallahassee, FL)**Scout:** Bill Pleis**SCOTT PROCTOR'S CAREER PITCHING RECORD**

YEAR	TEAM	W-L	ERA	G	GS	CG	SHO	SV	IP	H	R	ER	HR	HB	BB	SO	WP	BK
1998	Yakima	0-1	10.80	3	1	0	0	2	5.0	9	8	6	1	0	1	4	1	2
1999	Yakima	4-2	7.20	16	6	0	0	0	50.0	57	45	40	4	5	26	41	7	1
2000	Vero Beach	3-7	5.16	35	5	0	0	1	89.0	93	65	51	13	6	54	70	6	1
2001	Vero Beach	6-4	2.48	15	15	0	0	0	90.2	73	30	25	8	9	30	79	3	0
	Jacksonville	4-3	4.17	10	9	0	0	0	49.2	39	26	23	6	2	31	48	2	0
2002	Jacksonville	7-9	3.51	26	25	0	0	0	133.1	111	63	52	10	7	85	131	9	1
Minor League Totals-5 yrs.		24-26	4.25	105	61	0	0	3	417.2	382	237	197	42	29	227	373	28	5

QUEZADA, Miguel**Full Name:** Miguel S. Quezada**Ht:** 6-2 **Wt:** 165 **B/T:** R/R**School:** Liceo Gautier (Dominican Republic)**Obtained:** Signed as a non-drafted free agent on Sept. 26, 2002

Born: May 10, 1986 in San Jose de los Llanos, DR
Residence: San Jose de los Llanos, Dominican Republic
Scout: Pablo Peguero

Outfielder**MIGUEL QUEZADA'S CAREER BATTING RECORD**

YEAR	TEAM	AVG	G	AB	R	H	2B	3B	HR	RBI	SH	SF	HP	BB	SO	SB	CS	E
2003 will be his first professional season																		

QUINTANA, Eduardo**Full Name:** Eduardo E. Quintana**Ht:** 6-2 **Wt:** 175 **B/T:** R/R**School:** N/A**Obtained:** Signed as a non-drafted free agent on Sept. 25, 2002

Born: June 30, 1985 in Edo Cojedes, Venezuela
Residence: Edo Cojedes, Venezuela
Scout: Camilo Pascual

Right-handed Pitcher**EDUARDO QUINTANA'S CAREER PITCHING RECORD**

YEAR	TEAM	W-L	ERA	G	GS	CG	SHO	SV	IP	H	R	ER	HR	HB	BB	SO	WP	BK
2003 will be his first professional season																		

RAGSDALE, Aaron**Full Name:** Aaron Ragsdale**Ht:** 5-11 **Wt:** 150 **B/T:** B/R**High School:** Broken Arrow (OK)**Obtained:** Signed as a non-drafted free agent on July 26, 2002

Born: Sept. 2, 1983 in Tulsa, OK
Residence: Broken Arrow, OK
Scout: Mark Brewer

Shortstop**AARON RAGSDALE'S CAREER BATTING RECORD**

YEAR	TEAM	AVG	G	AB	R	H	2B	3B	HR	RBI	SH	SF	HP	BB	SO	SB	CS	E
2003 will be his first professional season																		



REINA, Dimas

Full Name: Dimas A. Reina
Ht: 6-0 **Wt:** 170 **B/T:** R/R
School: Aplicacion (Venezuela)

Right-handed Pitcher

Born: Feb. 23, 1982 in Caracas, Venezuela
Residence: Caracas, Venezuela
Scout: Camilo Pascual

Obtained: Signed as a non-drafted free agent on Oct. 19, 1998

Career Notes: **2002** - Pitching for Great Falls, led all Dodger short-season minor leaguers and ranked fourth in Pioneer League with 31 games pitched...posted a 5-1 mark and was club leader with seven saves...struck out six, retiring all nine batters he faced, in 3.0 innings to earn win on Aug. 30 vs. Missoula...**2001** - Topped all Dodger short-season minor leaguers with eight saves for the Gulf Coast League Dodgers...led GCL in games pitched (25)...did not allow a run in 10 July appearances, spanning 16 innings...was 3-0 with four saves in 13 home appearances, striking out 27 batters in 27.2 innings...**2000** - Pitching for La Pradera, ranked sixth in Venezuelan Summer League with a 2.20 ERA.

DIMAS REINA'S CAREER PITCHING RECORD

YEAR	TEAM	W-L	ERA	G	GS	CG	SHO	SV	IP	H	R	ER	HR	HB	BB	SO	WP	BK
1999	San Joaquin	3-4	2.19	15	12	0	0	0	65.2	52	20	16	3	5	23	55	6	1
2000	La Pradera	6-2	2.20	15	8	0	0	0	61.1	47	20	15	2	7	20	53	5	0
2001	GCL Dodgers	3-1	1.30	25	0	0	0	8	41.2	34	6	6	0	5	6	35	1	0
2002	Vero Beach	0-0	23.63	3	0	0	0	0	2.2	4	7	7	0	1	5	0	1	0
	Great Falls	5-1	3.35	31	0	0	0	7	40.1	29	22	15	6	2	21	36	6	0
Minor League Totals-4 yrs		17-8	2.51	89	20	0	0	15	211.2	166	75	59	11	20	75	179	19	1

REPKO, Jason

Full Name: Jason Edward Repko
Ht: 5-11 **Wt:** 175 **B/T:** R/R
High School: Hanford (West Richland, WA)

Outfielder

Born: Dec. 27, 1980 in East Chicago, IN
Residence: West Richland, WA
Scout: Hank Jones

Obtained: Selected in first round of June 1999 First-Year Player Draft

Career Notes: **2002** - After three seasons as a shortstop, became starting center fielder for Vero Beach and was selected to play in the Florida State League All-Star Game...ranked second on club in doubles (29), triples (five) and stolen bases (29) and was third in batting average (.272), hits (128), RBI (53) and runs scored (73)...went 4-for-5, with a home run, two runs scored and six RBI on May 10 vs. Daytona...was 4-for-5 with a homer and two doubles on July 7 vs. Lakeland...also had four hits on May 28 vs. Dunedin...enjoyed 14-game hitting streak from June 20-July 8, batting .403 (25-for-65) during the stretch...**2001** - Entered season ranked as the Dodgers' fourth-best prospect by *Baseball America*...played 77 games at shortstop and 11 as a designated hitter for Wilmington...**2000** - Appeared in just eight games for Single-A Yakima before suffering a season-ending injury...**1999** - After being drafted No. 1 by the Dodgers, made professional debut for Great Falls and earned Pioneer League all-star honors...tied for first in the league with nine triples and led club in hitting (.304), home runs (8) and RBI (32)...the nine triples also tied for second among all short-season minor leaguers...batted .356 (26-for-73) with three doubles, four triples, three home runs and 15 RBI in an 18-game stretch from June 16-July 25...**OTHER** - As a senior at Hanford High School, hit .581 (43-for-74) with 18 homers, 47 RBI and 14 stolen bases in 20 games.

JASON REPKO'S CAREER BATTING RECORD

YEAR	TEAM	AVG	G	AB	R	H	2B	3B	HR	RBI	SH	SF	HP	BB	SO	SB	CS	E
1999	Great Falls	.304	49	207	51	63	9	9	8	32	1	1	3	21	43	12	5	38
2000	Yakima	.294	8	17	3	5	2	0	0	1	0	0	0	18	77	1	0	3
2001	Wilmington	.220	88	337	36	74	17	4	4	32	6	3	3	15	68	17	8	26
2002	Vero Beach	.272	120	470	73	128	29	5	9	53	8	2	8	25	92	29	13	7
Minor League Totals-4 yrs.		.262	265	1031	163	270	57	18	21	118	15	6	14	63	210	58	26	74

REYES, Angel

Full Name: Angel P. Reyes
Ht: 6-1 **Wt:** 147 **B/T:** B/R
High School: N/A

Shortstop

Born: Jan. 27, 1986 in Santo Domingo, DR
Residence: Santo Domingo, DR
Scout: N/A

Obtained: Signed as a non-drafted free agent on Dec. 19, 2002

ANGEL REYES' CAREER BATTING RECORD

YEAR	TEAM	AVG	G	AB	R	H	2B	3B	HR	RBI	SH	SF	HP	BB	SO	SB	CS	E
2003 will be his first professional season																		

PLAYER DEVELOPMENT

REYES, Ricardo**Full Name:** Ricardo Reyes**Ht:** 6-0 **Wt:** 170 **B/T:** R/R**School:** N/A**Obtained:** Signed as a non-drafted free agent on Sept. 3, 2001**Right-handed Pitcher****Born:** April 13, 1984 in Puerto Plata, Dominican Republic**Residence:** Puerto Plata, Dominican Republic**Scout:** Pablo Peguero**RICARDO REYES' CAREER PITCHING RECORD**

YEAR	TEAM	W-L	ERA	G	GS	CG	SHO	SV	IP	H	R	ER	HR	HB	BB	SO	WP	BK
2002	Santo Domingo 2	0-0	8.62	9	3	0	0	0	15.2	17	18	15	1	3	13	7	3	1
Minor League Totals-1 year		0-0	8.62	9	3	0	0	0	15.2	17	18	15	1	3	13	7	3	1

RIGGS, Eric**Full Name:** Eric David Riggs**Ht:** 6-2 **Wt:** 190 **B/T:** B/R**High School:** Brownsburg (IN)**Obtained:** Selected in fourth round of June 1998 First-Year Player Draft

Career Notes: **2002** - As Jacksonville's starting shortstop, represented the Suns in the Southern League All-Star Game...ranked second in league in doubles (36) and fourth in extra-base hits...also led club in runs scored (69) and RBI (69)...named SL Hitter of the Week for July 19-25, when he hit .429 (9-for-21) with three homers, two doubles, eight runs scored and 13 RBI...on July 24 vs. Huntsville, went 3-for-4 with two homers, three runs and seven RBI...in eight Southern League playoff contests, batted .281 (9-for-32) with a homer, three doubles and four RBI...after the season, played for Arizona Fall League champion Peoria and hit .301 with 13 RBI and 16 runs scored in 31 games...**2001** - Played for Southern League co-champion Jacksonville and was voted by league managers as being the league's best defensive third baseman after being primarily a shortstop in his three previous campaigns...led club with 11 sacrifice hits and was third with 28 doubles...**2000** - Had 25 multi-hit games and 18 stolen bases for Double-A San Antonio...**1999** - Led California League champion San Bernardino in runs (105), tied for lead in triples (10) and was second in homers (16)...ranked tied for seventh among all Single-A players in runs...chosen as Dodger organization Player of the Month for August after batting .308 (32-for-104) with six doubles, two triples, seven homers and 18 RBI...finished season with a 10-game hitting streak...collected four hits, including a home run, in the regular-season finale...**OTHER** - Was a point guard on the University of Central Florida basketball team for one season (1995-96) and drilled 67 three-point field goals...as a senior at Brownsburg High in 1995, was named as an honorable mention selection for the state of Indiana by the *USA Today* in its annual recognition of the nation's top prep players.

Infielder**Born:** Aug. 19, 1976 in Indianapolis, IN**Residence:** Brownsburg, IN**College:** University of Central Florida (Orlando, FL)**Scout:** Bill Pleis**ERIC RIGGS' CAREER BATTING RECORD**

YEAR	TEAM	AVG	G	AB	R	H	2B	3B	HR	RBI	SH	SF	HP	BB	SO	SB	CS	E
1998	Vero Beach	.248	61	230	30	57	12	3	3	17	3	1	0	23	46	3	4	17
1999	San Bernardino	.275	130	523	105	144	18	10	16	69	7	5	6	70	92	27	11	24
2000	San Antonio	.223	117	421	56	94	19	4	7	39	15	2	2	54	85	18	6	16
2001	Jacksonville	.256	118	394	52	101	28	1	6	36	11	3	5	42	49	7	4	16
2002	Jacksonville	.248	128	455	69	113	36	2	7	69	8	8	6	62	74	4	4	24
Minor League Totals-5 yrs.		.252	544	2023	312	509	113	20	39	231	44	19	19	251	346	59	29	97

RIVAS, Rafael**Full Name:** Rafael E. Vinas Rivas**Ht:** 5-11 **Wt:** 165 **B/T:** R/R**School:** N/A**Obtained:** Signed as a non-drafted free agent on July 2, 2001**Career Notes:** **2002** - Led Santo Domingo 2 club in stolen bases (18), triples (5, tied) and sacrifice hits (7).**Infielder****Born:** Feb. 5, 1983 in Caracas, Venezuela**Residence:** Miranda, Venezuela**Scout:** Camilo Pascual**RAFAEL RIVAS' CAREER BATTING RECORD**

YEAR	TEAM	AVG	G	AB	R	H	2B	3B	HR	RBI	SH	SF	HP	BB	SO	SB	CS	E
2002	Santo Domingo 2	.259	62	212	28	55	6	5	2	23	7	0	5	19	66	18	7	-
Minor League Totals-1 year		.259	62	212	28	55	6	5	2	23	7	0	5	19	66	18	7	-

RODRIGUEZ, Francisco

Full Name: Francisco Valdez Rodriguez

Ht: 6-1 Wt: 183 B/T: L/L

School: Salvador Diaz Miron (Mexico)

Obtained: Signed as a non-drafted free agent on Feb. 20, 2002

Left-handed Pitcher

Born: Dec. 5, 1983 in Veracruz, Mexico

Residence: Veracruz, Mexico

Scout: Mike Brito

FRANCISCO RODRIGUEZ'S CAREER PITCHING RECORD

YEAR	TEAM	W-L	ERA	G	GS	CG	SHO	SV	IP	H	R	ER	HR	HB	BB	SO	WP	BK
2002	Santo Domingo 2	3-4	3.69	19	0	0	0	3	31.2	31	15	13	2	0	13	38	5	1
Minor League Totals-1 year		3-4	3.69	19	0	0	0	3	31.2	31	16	13	2	0	13	38	5	1

RODRIGUEZ, Heriberto

Full Name: Heriberto Rodriguez

Ht: 6-3 Wt: 170 B/T: R/R

School: N/A

Obtained: Signed as a non-drafted free agent on Nov. 13, 2002

Right-handed Pitcher

Born: Jan. 4, 1985 in Sinaloa, Mexico

Residence: Sinaloa, Mexico

Scout: Mike Brito

HERIBERTO RODRIGUEZ'S CAREER PITCHING RECORD

YEAR	TEAM	W-L	ERA	G	GS	CG	SHO	SV	IP	H	R	ER	HR	HB	BB	SO	WP	BK
2003 will be his first professional season																		

RODRIGUEZ, Mike

Full Name: Mike D. Rodriguez

Ht: 6-1 Wt: 180 B/T: R/R

High School: N/A

Obtained: Selected in 45th round of June 2001 First-Year Player Draft

Right-handed Pitcher

Born: Aug. 31, 1982 in Roseville, CA

Residence: Roseville, CA

College: Sierra College (Rocklin, CA)

Scout: Mark Sheehy

MIKE RODRIGUEZ'S CAREER PITCHING RECORD

YEAR	TEAM	W-L	ERA	G	GS	CG	SHO	SV	IP	H	R	ER	HR	HB	BB	SO	WP	BK
2002	Great Falls	3-2	4.17	18	4	0	0	1	41.0	35	21	19	3	3	25	52	3	0
Minor League Totals-1 year		3-2	4.17	18	4	0	0	1	41.0	35	21	19	3	3	25	52	3	0

RODRIGUEZ, Orlando

Full Name: Orlando R. Rodriguez

Ht: 5-10 Wt: 155 B/T: L/L

School: N/A

Obtained: Acquired in a trade with the Chicago White Sox on March 22, 2001

Career Notes: Originally signed by Chicago White Sox as a non-drafted free agent in January 2000...has struck out 209 batters in 151.2 innings over 61 career minor league games...**2002** - At two minor league stops, South Georgia and Vero Beach, pitched in a combined 27 games and 35.1 innings and did not allow a run, giving up just 18 hits, 13 walks and striking out 52...in 20 games for South Georgia, struck out 42 batters in 28.1 innings and limited opposing hitters to a .135 average...**2001** - Led Dodger short-season minor leaguers with 79 strikeouts in 60.2 innings for Great Falls...after the season, pitched for the Dominican Republic in the World Cup tournament in Taiwan.

Left-handed Pitcher

Born: Nov. 28, 1980 in Santiago, Dominican Republic

Residence: Santiago, Dominican Republic

Scout: Denio Gonzalez (Chicago White Sox)

ORLANDO RODRIGUEZ'S CAREER PITCHING RECORD

YEAR	TEAM	W-L	ERA	G	GS	CG	SHO	SV	IP	H	R	ER	HR	HB	BB	SO	WP	BK
2000	AZL White Sox	2-5	4.20	16	5	0	0	0	40.2	36	30	19	3	2	32	53	3	1
	DSL White Sox	1-1	4.20	3	3	0	0	0	15.0	11	8	7	3	5	4	25	1	0
2001	Great Falls	3-3	4.15	15	10	0	0	1	60.2	58	41	28	11	4	26	79	7	0
2002	South Georgia	3-0	0.00	20	0	0	0	5	28.1	12	0	0	0	3	10	42	0	0
	Vero Beach	0-0	0.00	7	0	0	0	1	7.0	6	0	0	0	0	3	10	0	0
Minor League Totals-3 yrs		9-9	3.20	61	18	0	0	7	151.2	123	79	54	17	14	75	209	11	1

RODRIGUEZ, Osvaldo

Full Name: Osvaldo Rodríguez

Ht: 5-10 Wt: 168 B/T: R/R

School: N/A

Obtained: Signed as a non-drafted free agent on Aug. 21, 2002

Right-handed Pitcher

Born: June 10, 1984 in Hatillo Palma, Dominican Republic

Residence: Hatillo Palma, Dominican Republic

Scout: Pablo Peguero & Fausto Peña

OSVALDO RODRIGUEZ'S CAREER PITCHING RECORD

YEAR	TEAM	W-L	ERA	G	GS	CG	SHO	SV	IP	H	R	ER	HR	HB	BB	SO	WP	BK
2003 will be his first professional season																		

RODRIGUEZ, Pedro

Full Name: Pedro Jose Rodríguez

Ht: 6-2 Wt: 187 B/T: R/R

School: Escuela San Rafael (Dominican Republic)

Obtained: Signed as a non-drafted free agent on June 20, 2002

Right-handed Pitcher

Born: Feb. 6, 1985 in San Jose de Ocoa, Dominican Republic

Residence: San Jose de Ocoa, Dominican Republic

Scout: Pablo Peguero

PEDRO RODRIGUEZ'S CAREER PITCHING RECORD

YEAR	TEAM	W-L	ERA	G	GS	CG	SHO	SV	IP	H	R	ER	HR	HB	BB	SO	WP	BK
2002	Santo Domingo 1	2-4	2.27	11	7	0	0	0	39.2	47	23	10	0	7	17	29	1	0
Minor League Totals-1 year		2-4	2.27	11	7	0	0	0	39.2	48	23	10	0	7	14	29	1	0

ROGERS, Brandon

Full Name: Brandon Eugene Rogers

Ht: 6-0 Wt: 200 B/T: R/R

High School: Grossmont (La Mesa, CA)

Obtained: Signed as a free agent on Jan. 10, 2003

Career Notes: Originally drafted (19th round) and signed by Anaheim in June 2000...**2002** - After his release from the Angels in May, signed with Pittsburgh organization and played at Single-A Hickory...**OTHER** - As a junior at San Diego State University in 2000, earned first-team All-Mountain West Conference honors.

Catcher

Born: March 1, 1978 in San Diego, CA

Residence: El Cajon, CA

College: San Diego State University

Scout: Tim Kelly (Anaheim)

BRANDON ROGERS' CAREER BATTING RECORD

YEAR	TEAM	AVG	G	AB	R	H	2B	3B	HR	RBI	SH	SF	HP	BB	SO	SB	CS	E
2000	Butte	.316	11	38	5	12	2	0	2	5	0	1	0	9	8	0	0	0
	Boise	.247	31	89	9	22	2	0	1	11	0	0	3	7	24	0	0	3
2001	Cedar Rapids	.343	19	70	13	24	7	0	0	10	0	0	3	8	16	0	1	2
	Rancho Cucamonga	.211	24	76	4	16	4	0	1	11	0	1	1	6	20	0	1	3
2002	Arkansas	.091	6	11	0	1	0	0	0	0	1	0	0	2	2	0	0	0
	Hickory	.154	22	65	5	10	3	0	0	5	3	0	1	3	16	0	0	2
Minor League Totals-3 yrs.		.244	113	349	36	85	18	0	4	42	4	2	8	35	86	0	0	10

ROHAN, James

Full Name: James Robert Rohan, Jr.

Ht: 6-1 Wt: 190 B/T: R/R

High School: Valencia (CA)

Obtained: Signed as a non-drafted free agent on July 30, 2002

Shortstop

Born: May 13, 1984 in Granada Hills, CA

Residence: Valencia, CA

Scout: George Genovese

JAMES ROHAN'S CAREER BATTING RECORD

YEAR	TEAM	AVG	G	AB	R	H	2B	3B	HR	RBI	SH	SF	HP	BB	SO	SB	CS	E
2002	GCL Dodgers	.268	14	41	4	11	0	0	0	4	0	2	1	6	2	1	1	1
Minor League Totals-1 year		.268	14	41	4	11	0	0	0	4	0	2	1	6	2	1	1	1

NORM LARKER LEAVES HIS MARK IN MINORS

First baseman-outfielder Norm Larker, who played four Major League seasons with the Dodgers (1958-61), spent 10 seasons in the Dodger farm system from 1949-57) and established himself as the Dodger minor league career leader in games (1,252), at-bats (4,571), hits (1,362), doubles (271), runs scored (740) and RBI (681). First baseman Jim Gentile is the Dodger all-time minor leaguer with 208 home runs, which he collected from 1952-59 with a high of 40 for Fort Worth in 1956. Outfielder Wayne Kirby is the Dodger minor league career leader in stolen bases with 304, accumulated during two stints (1983-90, '97) with the organization.



ROJAS, Jose

Full Name: Jose Manuel Rojas
Ht: 5-10 **Wt:** 150 **B/T:** R/R
School: N/A

Right-handed Pitcher

Born: March 20, 1982 in San Pedro de Macoris, Dominican Republic
Residence: San Pedro de Macoris, Dominican Republic
Scout: Pablo Peguero

Obtained: Signed as a non-drafted free agent on June 13, 1999

Career Notes: **2002** – During April, was 3-0 with a 2.84 ERA in five starts for Jacksonville...**2001** – Ranked first in South Atlantic League with 2.12 ERA for Wilmington...was second on club with 10 wins...pitched in SAL All-Star Game...during April, went 3-0 with a 0.88 ERA in five starts...named Dodger Minor League Pitcher of the Month for May, when he was 3-1 with a 2.56 ERA in six starts...was 2-0 with a 0.47 ERA in July...**2000** – Tossed 2.0 scoreless innings in the playoffs to help Yakima win the Northwest League title.

JOSE ROJAS' CAREER PITCHING RECORD

YEAR	TEAM	W-L	ERA	G	GS	CG	SHO	SV	IP	H	R	ER	HR	HB	BB	SO	WP	BK
1999	La Romana	5-1	3.15	19	5	0	0	1	60.0	39	25	21	1	5	16	70	6	0
2000	Yakima	4-4	3.25	13	9	0	0	1	52.2	45	26	19	3	5	19	47	8	1
2001	Wilmington	10-3	2.12	24	23	1	0	0	135.2	107	42	32	7	7	42	116	9	0
	Vero Beach	0-0	6.00	1	0	0	0	0	3.0	3	2	2	0	1	1	3	0	0
2002	Jacksonville	3-4	4.83	10	10	0	0	0	54.0	56	29	29	8	3	30	40	4	0
Minor League Totals-4 yrs.		22-12	3.04	67	47	1	0	2	305.1	250	124	103	19	21	108	276	27	1

ROMERO, Flavio

Full Name: Flavio Alonso Romero
Ht: 5-11 **Wt:** 155 **B/T:** L/R
School: N/A

Infielder

Born: Aug. 1, 1979 in Hermosillo, Mexico
Residence: Hermosillo, Mexico
Scout: Mike Brito

Obtained: Signed as a non-drafted free agent on Dec. 6, 1997

Career Notes: **2000** – Batted .343 for Mexico to finish 10th in the Arizona League...**1999** – Hit .309 for La Romana to rank seventh in the San Pedro de Macoris Division of the Dominican Summer League.

FLAVIO ROMERO'S CAREER BATTING RECORD

YEAR	TEAM	AVG	G	AB	R	H	2B	3B	HR	RBI	SH	SF	HP	BB	SO	SB	CS	E
1998	Santo Domingo	.331	48	148	36	49	4	3	0	13	1	0	2	37	18	4	6	–
1999	La Romana	.303	55	188	56	57	7	4	0	24	2	2	6	56	33	14	3	16
2000	AZL Mexico	.343	51	178	40	61	8	4	0	26	0	3	1	52	27	8	7	16
2001	Saltillo	.320	20	25	4	8	2	0	0	2	0	0	0	4	3	3	1	2
2002	Saltillo	.293	71	229	47	67	13	2	3	22	1	1	7	29	37	19	4	7
Minor League Totals-5 yrs.		.315	245	768	183	242	34	13	3	87	4	6	16	178	118	48	21	41

RONDON, Jose

Full Name: Jose Asdrubal Rondon
Ht: 6-4 **Wt:** 175 **B/T:** R/R
School: Colegio San Francisco de Asis (Venezuela)

Right-handed Pitcher

Born: May 6, 1984 in Bolivar, Venezuela
Residence: Bolivar, Venezuela
Scout: Camilo Pascual

Obtained: Signed as a non-drafted free agent on Sept. 8, 2000

JOSE RONDON'S CAREER PITCHING RECORD

YEAR	TEAM	W-L	ERA	G	GS	CG	SHO	SV	IP	H	R	ER	HR	HB	BB	SO	WP	BK
2001	La Pradera	3-2	6.18	14	0	0	0	0	27.2	30	27	19	0	0	20	20	0	0
2002	San Joaquin	1-2	3.86	9	4	0	0	0	23.1	20	13	10	0	0	22	14	2	0
Minor League Totals-2 years		4-4	5.12	23	4	0	0	0	51.0	50	40	29	0	0	42	34	2	0

ROSARIO, Luis

Full Name: Luis M. Rosario
Ht: 6-3 **Wt:** 180 **B/T:** R/R
School: N/A

Right-handed Pitcher

Born: April 12, 1984 in Cotui, Dominican Republic
Residence: Cotui, Dominican Republic
Scout: Pablo Peguero & Angel Santana

Obtained: Signed as a non-drafted free agent on July 8, 2002

LUIS ROSARIO'S CAREER PITCHING RECORD

YEAR	TEAM	W-L	ERA	G	GS	CG	SHO	SV	IP	H	R	ER	HR	HB	BB	SO	WP	BK
2002	Santo Domingo 1	2-2	1.41	6	6	0	0	0	32.0	29	12	5	1	2	5	24	5	0
Minor League Totals-1 year		2-2	1.41	6	6	0	0	0	32.0	29	12	5	1	2	5	24	5	0

RUELAS, Heriberto

Full Name: Heriberto Ruelas Iza

Ht: 6-1 Wt: 180 B/T: L/L

School: Colegio de Acidente (Mexico)

Obtained: Signed as a non-drafted free agent on Feb. 18, 2000

Career Notes: 2001 - Was 5-2 with 66 strikeouts in 64 innings for Santo Domingo.

Left-handed Pitcher

Born: May 28, 1982 in Sinaloa, Mexico

Residence: Sinaloa, Mexico

Scout: Mike Brito

HERIBERTO RUELAS' CAREER PITCHING RECORD

YEAR	TEAM	W-L	ERA	G	GS	CG	SHO	SV	IP	H	R	ER	HR	HB	BB	SO	WP	BK
1999	Santo Domingo	2-2	3.15	8	6	0	0	0	40.0	36	25	14	0	4	13	33	5	--
2000	AZL Mexico	0-3	8.06	6	4	0	0	0	22.1	33	23	20	2	1	14	20	3	0
2001	Santo Domingo	5-2	2.53	14	11	0	0	0	64.0	43	22	18	0	4	35	66	6	0
2002	Cordoba	3-5	7.33	29	8	0	0	0	50.1	67	46	41	3	4	35	24	6	1
Minor League Totals-4 yrs		10-12	4.74	57	29	0	0	0	176.2	179	116	93	5	13	97	147	20	1

RUHL, Nathan

Full Name: Nathan Phillip Ruhl

Ht: 6-4 Wt: 230 B/T: R/R

High School: N/A

Obtained: Selected from Cincinnati in Rule 5 Draft on Dec. 16, 2002

Career Notes: Originally drafted (61st round) and signed by Tampa Bay in June 1996...released by Devil Rays

and signed by Cincinnati in August 2002...has struck out 315 batters in 309.0 minor league innings over six seasons, including 82 strikeouts in 55.1 innings for Single-A Charleston-SC in 1999.

Right-handed Pitcher

Born: July 16, 1976 in Oklahoma City, OK

Residence: Lee's Summit, MO

College: Johnson County Community College (KS)

Scout: Fernando Arrango

NATHAN RUHL'S CAREER PITCHING RECORD

YEAR	TEAM	W-L	ERA	G	GS	CG	SHO	SV	IP	H	R	ER	HR	HB	BB	SO	WP	BK
1996	GCL Devil Rays	2-2	2.33	16	0	0	0	0	27.0	18	9	7	0	1	11	25	4	0
1997									Injured -did not play									
1998	Princeton	1-1	4.76	14	0	0	0	3	17.0	12	10	9	2	1	11	25	6	0
1999	Charleston-SC	4-4	2.93	63	0	0	0	2	55.1	31	20	18	3	1	34	82	9	1
	St. Pete	2-0	2.57	4	0	0	0	0	7.0	9	2	2	0	1	3	5	0	0
2000	St. Pete	4-6	5.82	40	5	1	0	7	72.2	82	58	47	5	3	41	53	9	1
2001	Bakersfield	1-2	4.94	12	4	0	0	1	31.0	37	17	17	3	2	21	31	2	1
	Orlando	3-3	3.88	31	2	0	0	6	51.0	54	25	22	7	2	23	54	4	0
2002	Orlando	1-4	5.15	40	0	0	0	19	43.2	43	30	25	4	1	31	38	11	0
	Chattanooga	0-1	2.08	4	0	0	0	0	4.1	4	2	1	0	0	3	2	0	0
Minor League Totals-7 yrs		18-23	4.31	197	11	1	0	38	309.0	290	173	148	24	12	178	315	45	3

SANCHEZ, Romulo

Full Name: Romulo I. Sanchez

Ht: 6-5 Wt: 180 B/T: R/R

School: N/A

Obtained: Signed as non-drafted free agent on March 8, 2002

Right-handed Pitcher

Born: April 28, 1984 in Lara, Venezuela

Residence: Lara, Venezuela

Scout: Camilo Pascual & Doug Carpenter

ROMULO SANCHEZ'S CAREER PITCHING RECORD

YEAR	TEAM	W-L	ERA	G	GS	CG	SHO	SV	IP	H	R	ER	HR	HB	BB	SO	WP	BK
2002	Santo Domingo 1	1-4	4.44	15	0	0	0	1	24.1	24	16	12	4	6	10	22	4	0
Minor League Totals-1 year		1-4	4.44	15	0	0	0	1	24.1	24	15	12	4	6	10	22	4	0

SANFLER, Miguel

Full Name: Miguel A. Sanfler

Ht: 5-11 Wt: 165 B/T: L/L

School: N/A

Obtained: Signed as a non-drafted free agent on Oct. 24, 2002

Left-handed Pitcher

Born: Oct. 5, 1984 in San Pedro de Macoris, DR

Residence: San Pedro de Macoris, Dominican Republic

Scout: Pablo Peguero

MIGUEL SANFLER'S CAREER PITCHING RECORD

YEAR	TEAM	W-L	ERA	G	GS	CG	SHO	SV	IP	H	R	ER	HR	HB	BB	SO	WP	BK
		2003 will be his first professional season																

SANTIAGO, Victor

Full Name: Victor Manuel Santiago

Ht: 5-11 **Wt:** 178 **B/T:** R/R

School: Liceo Pedro Henriquez Urena (Dominican Republic)

Obtained: Signed as a non-drafted free agent on Nov. 9, 1998

Career Notes: 2001 – Led Dodger short-season minor leaguers with a 1.05 ERA for Santo Domingo.

Right-handed Pitcher

Born: Aug. 10, 1971 in Jamao Afuera, Salcedo, DR

Residence: Santiago, Dominican Republic

Scout: Pablo Peguero & Victor Baez

VICTOR SANTIAGO'S CAREER PITCHING RECORD

YEAR	TEAM	W-L	ERA	G	GS	CG	SHO	SV	IP	H	R	ER	HR	HB	BB	SO	WP	BK
1999	Santo Domingo	2-4	5.02	16	10	0	0	0	61.0	67	43	34	4	7	11	49	4	1
2000	Santo Domingo	2-1	3.52	16	7	1	1	1	53.2	53	29	21	1	6	14	53	3	0
2001	Santo Domingo	5-2	1.05	12	11	0	0	0	68.2	57	16	8	2	7	11	45	2	1
2002	Vero Beach	0-1	6.75	4	1	0	0	0	8.0	15	6	6	0	1	3	5	0	1
	South Georgia	0-1	7.56	5	0	0	0	0	8.1	14	12	7	1	2	6	2	1	0
	GCL Dodgers	1-1	1.35	10	0	0	0	1	13.1	7	3	2	0	2	4	12	1	0
Minor League Totals-4 yrs, 10-10		3-30	3.30	63	29	1	1	2	213.0	213	109	78	8	25	49	166	11	3

SILVA, Efrain

Full Name: Efrain Silva

Ht: 6-7 **Wt:** 240 **B/T:** R/R

High School: Hiram Johnson (Sacramento, CA)

Obtained: Signed as a non-drafted free agent on July 21, 2002

Right-handed Pitcher

Born: July 25, 1978 in Los Angeles, CA

Residence: Elk Grove, CA

College: Cosumnes River College (Sacramento, CA)

Scout: Mark Sheehy

EFRAIN SILVA'S CAREER PITCHING RECORD

YEAR	TEAM	W-L	ERA	G	GS	CG	SHO	SV	IP	H	R	ER	HR	HB	BB	SO	WP	BK
2002	GCL Dodgers	0-0	3.86	5	0	0	0	0	9.1	8	4	4	1	1	6	6	2	0
Minor League Totals- 1 year		0-0	3.86	5	0	0	0	0	9.1	8	4	4	1	1	6	6	2	0

SOLIS, Ricky

Full Name: Ricardo Thomas Solis III

Ht: 6-0 **Wt:** 160 **B/T:** R/R

High School: Ysleta (El Paso, TX)

Obtained: Signed as a non-drafted free agent on July 26, 2002

Notes: Batted .304 with 16 doubles, 34 runs scored and 29 RBI in 60 games as the starting third baseman for Northwestern State University (Natchitoches, LA) in 2002...while playing for El Paso Community College in 1999 and 2000, set school career records in games (105), runs scored (97), singles (105) and triples (11).

Infielder

Born: July 22, 1980 in El Paso, TX

Residence: El Paso, TX

Colleges: Northwestern St. University (LA) & El Paso CC (TX)

Scout: Mike Leuzinger

RICKY SOLIS' CAREER BATTING RECORD

YEAR	TEAM	AVG	G	AB	R	H	2B	3B	HR	RBI	SH	SF	HP	BB	SO	SB	CS	E
2002	Great Falls	.243	13	37	5	9	1	0	0	1	2	0	0	3	9	1	0	3
Minor League Totals- 1 year		.243	13	37	5	9	1	0	0	1	2	0	0	3	9	1	0	3

SORIA, Joakim

Full Name: Joakim Soria

Ht: 6-3 **Wt:** 185 **B/T:** R/R

School: N/A

Obtained: Signed as a non-drafted free agent on Oct. 31, 2001

Right-handed Pitcher

Born: May 18, 1984 in Monclova, Mexico

Residence: Monclova, Mexico

Scout: Mike Brito

JOAKIM SORIA'S CAREER PITCHING RECORD

YEAR	TEAM	W-L	ERA	G	GS	CG	SHO	SV	IP	H	R	ER	HR	HB	BB	SO	WP	BK
2002	Santo Domingo 1	3-2	2.01	9	8	0	0	0	44.2	38	15	10	0	4	7	62	4	0
	GCL Dodgers	0-0	3.60	4	0	0	0	0	5.0	6	2	2	0	0	6	0	0	
Minor League Totals- 1 year		3-2	2.17	13	8	0	0	0	49.2	44	17	12	0	4	7	68	4	0

SOTO, Reyes

Full Name: Reyes A. Soto

Ht: 6-2 **Wt:** 195 **B/T:** R/R

High School: N/A

Obtained: Signed as a non-drafted free agent on Sept. 3, 2002

Right-handed Pitcher

Born: April 19, 1981 in Santo Domingo, Dominican Republic

Residence: Santo Domingo, Dominican Republic

Scout: Pablo Peguero

REYES SOTO'S CAREER PITCHING RECORD

YEAR	TEAM	W-L	ERA	G	GS	CG	SHO	SV	IP	H	R	ER	HR	HB	BB	SO	WP	BK
------	------	-----	-----	---	----	----	-----	----	----	---	---	----	----	----	----	----	----	----

2003 will be his first professional season

STEFFEK, Brian**Full Name:** Brian Lee Steffek**Ht:** 6-2 **Wt:** 195 **B/T:** R/R**High School:** Stafford (TX)**Obtained:** Selected in 27th round of June 2000 First-Year Player Draft**Right-handed Pitcher****Born:** March 2, 1978 in Houston, TX**Residence:** Stafford, TX**College:** Houston Baptist University (TX)**Scout:** Chris Smith**BRIAN STEFFEK'S CAREER PITCHING RECORD**

YEAR	TEAM	W-L	ERA	G	GS	CG	SHO	SV	IP	H	R	ER	HR	HB	BB	SO	WP	BK
2000	Great Falls	1-1	4.91	21	0	0	0	2	29.1	25	19	16	4	1	18	28	3	0
2001	Great Falls	0-2	7.71	8	2	0	0	1	21.0	28	18	18	2	4	11	19	1	1
	Wilmington	0-1	1.93	9	1	0	0	2	23.1	12	5	5	2	0	8	22	1	0
2002	GCL Dodgers	0-1	2.84	3	3	0	0	0	6.1	4	2	2	0	2	2	6	0	0
	Vero Beach	0-0	2.45	2	0	0	0	0	7.1	8	2	2	0	0	1	5	0	0
Minor League Totals-3 years		1-5	4.43	43	7	0	0	5	87.1	77	46	43	8	7	40	80	5	1

STEWART, James**Full Name:** James Charles Stewart**Ht:** 6-2 **Wt:** 190 **B/T:** R/R**High School:** Sabino (Tucson, AZ)**Obtained:** Selected in 15th round of June 2001 First-Year Player Draft**Career Notes:** 2002 - Won first four decisions for Great Falls, posting a 2.49 ERA in his first nine games.**Right-handed Pitcher****Born:** May 9, 1982 in Tucson, AZ**Residence:** Vail, AZ**Scout:** Tom Thomas**JAMES STEWART'S CAREER PITCHING RECORD**

YEAR	TEAM	W-L	ERA	G	GS	CG	SHO	SV	IP	H	R	ER	HR	HB	BB	SO	WP	BK
2001	GCL Dodgers	1-1	3.09	11	1	0	0	0	23.1	19	9	8	2	1	4	14	0	0
2002	Great Falls	5-3	3.78	19	6	0	0	0	50.0	47	30	21	5	2	9	33	0	0
Minor League Totals-2 years		6-4	3.56	30	7	0	0	0	73.1	66	39	29	7	3	13	47	0	0

STORY-HARDEN, Thomari**Full Name:** Thomari Reginald Story-Harden**Ht:** 6-5 **Wt:** 204 **B/T:** R/R**High School:** El Cerrito (CA)**Obtained:** Selected in eighth round of June 1998 First-Year Player Draft**Career Notes:** 2002 - Played 85 games at first base and served as a designated hitter for 28 games, hitting .305 (32-for-105) in that role for South Georgia...batted .347 (33-for-95) with 17 RBI during July...put together 14-game hitting streak from July 19-Aug. 2, batting .460 (23-for-50) with 10 RBI during the stretch.**Infielder****Born:** April 6, 1980 in Berkeley, CA**Residence:** Reno, NV**Scout:** Mark Sheehy**THOMARI STORY-HARDEN'S CAREER BATTING RECORD**

YEAR	TEAM	AVG	G	AB	R	H	2B	3B	HR	RBI	SH	SF	HP	BB	SO	SB	CS	E
1998	Yakima	.188	47	128	19	24	5	0	15	0	3	9	19	48	1	0	7	
1999	Great Falls	.200	13	45	7	9	2	0	2	6	0	3	5	17	2	0	0	
2000	Great Falls	.232	55	177	27	41	3	3	4	30	1	1	3	25	55	9	1	7
2001	Wilmington	.191	22	68	4	13	2	1	1	5	1	1	0	4	29	0	1	1
	Great Falls	.263	24	80	11	21	4	0	3	14	0	1	6	12	25	2	2	7
2002	South Georgia	.285	114	393	57	112	18	2	11	56	2	4	14	46	109	4	3	18
Minor League Totals-5 yrs.		.247	275	981	125	220	34	6	21	126	4	10	35	111	283	18	7	40

STRAYHORN, Kole**Full Name:** Kole Keaton Strayhorn**Ht:** 6-0 **Wt:** 185 **B/T:** R/R**High School:** Shawnee (OK)**Obtained:** Selected in fourth round of June 2001 First-Year Player Draft**Career Notes:** 2001 - Pitching for the Gulf Coast League Dodgers, was named the organization's Minor League Pitcher of the Month for July after going 4-0 with a 1.21 ERA & 27 strikeouts in 22.1 innings...**OTHER** - Prior to the 2001 draft, was ranked by *Baseball America* as the nation's 22nd-best high school prospect.**Right-handed Pitcher****Born:** Oct. 1, 1982 in Seminole, OK**Residence:** Shawnee, OK**Scout:** Mike Leuzinger**KOLE STRAYHORN'S CAREER PITCHING RECORD**

YEAR	TEAM	W-L	ERA	G	GS	CG	SHO	SV	IP	H	R	ER	HR	HB	BB	SO	WP	BK
2001	Great Falls	0-0	15.43	2	0	0	0	0	2.1	4	4	4	1	1	1	1	0	1
	GCL Dodgers	5-3	2.19	12	6	0	0	0	53.1	41	15	13	1	5	17	47	1	1
2002	South Georgia	1-7	4.24	31	13	0	0	4	93.1	99	61	44	4	10	38	50	6	1
Minor League Totals-2 years		6-10	3.68	46	19	0	0	4	149.0	144	80	61	6	16	56	98	7	3



STULTS, Eric

Full Name: Eric William Stults
 Ht: 6-3 Wt: 215 B/T: L/L
 High School: Argos (IN)

Obtained: Selected in 15th round of June 2002 First-Year Player Draft

Career Notes: **2002** - Pitched at three different levels (Rookie, Single-A and Double-A) and was a combined 4-1 with one save and a 2.82 ERA in 19 games...after the season, pitched for Arizona Fall League champion Peoria, going 2-1 with a 2.42 ERA in 13 outings, covering 22.1 innings.

Left-handed Pitcher

Born: Dec. 9, 1979

Residence: Mishawaka, IN

College: Bethel College (Mishawaka, IN)

Scout: Marty Lamb

ERIC STULTS' CAREER PITCHING RECORD

YEAR	TEAM	W-L	ERA	G	GS	CG	SHO	SV	IP	H	R	ER	HR	HB	BB	SO	WP	BK
2002	Great Falls	1-0	2.25	5	0	0	0	1	8.0	6	4	2	0	0	3	9	0	0
	Vero Beach	3-1	3.00	13	6	0	0	0	42.0	39	19	14	3	1	20	40	2	0
	Jacksonville	0-0	0.00	1	0	0	0	0	1.0	0	0	0	0	0	0	0	0	0
Minor League Totals-1 year		4-1	2.82	19	6	0	0	1	51.0	45	23	16	3	1	23	49	2	0

SUERO, Jorge

Full Name: Jorge Suero
 Ht: 6-1 Wt: 185 B/T: R/R

School: Cacique Enriqueillo (Dominican Republic)

Obtained: Signed as a non-drafted free agent on Oct. 5, 2001

Infielder

Born: Oct. 16, 1984 in Azua, Dominican Republic

Residence: Azua, Dominican Republic

Scout: Pablo Peguero

JORGE SUERO'S CAREER BATTING RECORD

YEAR	TEAM	AVG	G	AB	R	H	2B	3B	HR	RBI	SH	SF	HP	BB	SO	SB	CS	E
2002	Santo Domingo 2	.222	15	27	11	6	1	0	1	4	1	0	2	12	9	2	0	--
	Santo Domingo 1	.274	31	95	19	26	6	0	3	21	1	2	6	19	26	2	2	--
Minor League Totals-1 year		.262	46	122	30	32	7	0	4	25	2	2	8	31	35	4	2	--

SUTHERLAND, David

Full Name: David A. Sutherland
 Ht: 6-6 Wt: 175 B/T: L/L
 School: N/A

Obtained: Signed as a non-drafted free agent on Sept. 3, 2002

First Baseman

Born: May 2, 1985 in Brisbane, Australia

Residence: Ferny Grove, Australia

Scout: Pat Kelly

DAVID SUTHERLAND'S CAREER BATTING RECORD

YEAR	TEAM	AVG	G	AB	R	H	2B	3B	HR	RBI	SH	SF	HP	BB	SO	SB	CS	E	
2003 will be his first professional season																			

TESTA, Chris

Full Name: Christopher Joseph Testa
 Ht: 6-2 Wt: 180 B/T: L/L
 High School: Palmdale (CA)

Obtained: Selected from Colorado in Rule 5 Draft on Dec. 16, 2002

Career Notes: Originally drafted (fifth round) and signed by Colorado in June 1999...**2002** - Represented Asheville in South Atlantic League All-Star Game...compiled 14-game hitting streak from April 30-May 15, 2000 Ranked seventh in the rookie-level Arizona League with a .345 batting average for the Rockies affiliate...also led league outfielders with a .991 fielding percentage.

Outfielder

Born: May 23, 1981 in Placerville, CA

Residence: Palmdale, CA

Scout: Bo Hughes (Colorado)

CHRIS TESTA'S CAREER BATTING RECORD

YEAR	TEAM	AVG	G	AB	R	H	2B	3B	HR	RBI	SH	SF	HP	BB	SO	SB	CS	E
1999	AZL Rockies	.292	47	168	22	49	10	1	22	0	1	4	24	27	11	6	6	
2000	AZL Rockies	.345	44	177	43	61	10	3	2	30	0	2	2	16	24	8	4	1
	Portland	.211	5	19	1	4	1	0	0	2	0	0	0	0	9	1	1	0
2001	Tri-City	.269	54	182	23	49	12	3	22	0	1	5	21	49	5	4	2	
2002	Asheville	.253	124	463	66	117	24	0	8	56	1	7	14	48	98	5	4	12
Minor League Totals-4 yrs.		.278	274	1009	155	280	57	7	13	132	1	11	25	109	207	20	19	21

PLAYER DEVELOPMENT

TEQUIDA, Mauricio

Full Name: Mauricio H. Tequida

Ht: 6-1 Wt: 180 B/T: R/R

School: N/A

Obtained: Signed as a non-drafted free agent on Sept. 5, 2002

Right-handed Pitcher

Born: Feb. 5, 1982 in Obregon, Mexico

Residence: Obregon, Mexico

Scout: Mike Brito

MAURICIO TEQUIDA'S CAREER PITCHING RECORD

YEAR	TEAM	AVG	G	AB	R	H	2B	3B	HR	RBI	SH	SF	HP	BB	SO	SB	CS	E
------	------	-----	---	----	---	---	----	----	----	-----	----	----	----	----	----	----	----	---

2003 will be his first professional season

THEODOROU, Nick

Full Name: Nicholas Anthony Theodorou

Ht: 5-11 Wt: 182 B/T: B/R

High School: Eisenhower (Rialto, CA)

Obtained: Selected in 27th round of June 1998 First Year Player Draft

Career Notes: **2001** - Played at Single-A, Double-A and Triple-A levels...spent bulk of season with Southern League co-champion Jacksonville...hit .350 (14-for-40) in 16 August games...**1999** - Ranked second in the California League & sixth among Single-A hitters with a .434 on-base percentage for league champion San Bernardino...his .310 batting mark ranked 10th among all minor league switch-hitters...hit .487 (19-for-39) with four doubles, a triple and six RBI during an 11-game hitting streak July 14-26...batted .413 (26-for-63) with 11 RBI and 12 runs scored in June...**OTHER** - Hit .339 over four-year UCLA career, batting .365 in 1997.

Outfielder

Born: June 7, 1975 in San Bernardino, CA

Residence: Rialto, CA

College: UCLA

Scout: Joe Ferrone

NICK THEODOROU'S CAREER BATTING RECORD

YEAR	TEAM	AVG	G	AB	R	H	2B	3B	HR	RBI	SH	SF	HP	BB	SO	SB	CS	E
1998	Yakima	.278	46	133	24	37	12	0	0	11	1	0	0	26	26	7	5	5
1999	San Bernardino	.310	104	355	57	110	11	4	0	44	5	1	7	72	62	14	14	8
2000	San Antonio	.241	113	266	29	64	14	3	1	25	2	3	1	49	39	3	3	11
2001	Vero Beach	.000	8	17	3	0	0	0	0	1	0	1	0	8	4	0	0	1
	Jacksonville	.294	55	102	15	30	5	0	0	11	6	1	2	25	15	2	1	2
	Las Vegas	.000	1	1	0	0	0	0	0	0	0	0	0	1	0	0	0	0
2002	Jacksonville	.223	75	193	20	43	9	0	0	25	5	5	2	38	29	5	0	6
	Las Vegas	.600	2	5	1	3	0	0	0	0	0	0	0	1	0	0	0	0
Minor League Totals-5 yrs.		.268	404	1072	149	287	51	7	1	117	19	11	12	219	176	31	23	33

THOMAS, Charles

Full Name: Charles Ray Thomas

Ht: 6-0 Wt: 200 B/T: R/R

High School: McLane (Fresno, CA)

Obtained: Selected in 13th round of June 1998 First-Year Player Draft

Career Notes: **2002** - Batted .354 (28-for-79) and had 31 RBI with runners in scoring position for Vero Beach...**2000** - Ranked second on club with .301 batting average for Northwest League champion Yakima...the converted infielder handled 105 chances in the outfield without committing an error.

Outfielder

Born: June 10, 1980 in Fresno, CA

Residence: Fresno, CA

Scout: Joe Ferrone

CHARLES THOMAS' CAREER BATTING RECORD

YEAR	TEAM	AVG	G	AB	R	H	2B	3B	HR	RBI	SH	SF	HP	BB	SO	SB	CS	E
1998	Great Falls	.200	39	110	16	22	5	3	1	9	1	0	1	19	34	3	2	12
1999	Great Falls	.253	54	194	32	49	11	4	3	23	4	1	2	22	48	10	2	9
2000	Yakima	.301	64	249	31	75	12	2	2	28	1	2	4	19	59	16	4	0
2001	Vero Beach	.261	66	253	28	66	18	0	1	20	1	3	1	23	58	9	6	5
	GCL Dodgers	.250	7	16	5	4	0	0	0	2	0	0	0	3	0	3	0	0
2002	Vero Beach	.244	80	266	31	65	13	2	4	37	3	2	2	22	69	10	5	2
Minor League Totals-5 yrs.		.258	310	1088	143	281	59	11	11	119	10	8	10	108	268	51	19	28

TOTTEN, Heath

Full Name: Heath Edward Totten

Ht: 6-3 **Wt:** 210 **B/T:** R/R

High School: Monsignor Kelly Catholic (Beaumont, TX)

Obtained: Selected in fifth round of June 2000 First-Year Player Draft

Career Notes: **2002** - Led all Dodger minor leaguers with a combined 12 wins in 27 starts for Vero Beach (9) and Jacksonville (3)...had an eight-game winning streak for Vero Beach from May 15-July 8...during May, he was 3-1 with a 2.72 ERA in six starts, striking out 34 and walking just six in 36.1 innings...in four June starts, was 3-0 with a 2.63 ERA as he fanned 21 and walked only two in 27.1 innings...on June 10 vs. Sarasota, hurled a complete-game six-hit shutout with seven strikeouts and no walks...in a 3-0 Southern League playoff win over Carolina on Sept. 5, gave up four hits and struck out seven in 7.0 innings...**2001** - Sent to the Gulf Coast League Dodgers from Vero Beach on a rehab assignment and was named GCL Pitcher of the Week for June 18-24 after hurling 6.0 shutout innings, allowing just one hit and striking out five, to win his first start June 19 vs. Brevard County...**2000** - Led Northwest League champion Yakima in wins (8) and ERA (2.30)...the eight wins ranked second in the league and his ERA ranked fourth...selected to *Baseball America's* short-season all-star team...won five straight starts from July 15-Aug. 5, posting a 1.60 ERA and striking out 25 batters during that span (28.2 innings, five earned runs).

Right-handed Pitcher

Born: Sept. 30, 1978 in Port Arthur, TX

Residence: Lumberton, TX

College: Lamar University (Beaumont, TX)

Scout: Chris Smith

HEATH TOTTEN'S CAREER PITCHING RECORD

YEAR	TEAM	W-L	ERA	G	GS	CG	SHO	SV	IP	H	R	ER	HR	HB	BB	SO	WP	BK
2000	Yakima	8-2	2.30	13	13	0	0	0	74.1	55	24	19	4	2	15	67	3	0
2001	Vero Beach	0-8	7.07	9	9	2	0	0	49.2	64	40	39	9	1	10	25	1	1
	GCL Dodgers	1-0	0.82	2	2	0	0	0	11.0	5	1	1	0	0	8	0	0	
2002	Vero Beach	9-5	3.63	18	18	2	1	0	109.0	115	47	44	6	7	20	83	1	0
	Jacksonville	3-3	2.94	9	9	0	0	0	49.0	45	16	16	2	1	14	30	1	0
Minor League Totals-3 years		21-18	3.66	51	51	4	1	0	293.0	284	128	119	21	11	59	213	6	1

TREVINO, Jesus

Full Name: Jesus Trevino

Ht: 5-10 **Wt:** 169 **B/T:** L/L

School: U. Metro Monterrey (Mexico)

Obtained: Signed as a non-drafted free agent on Dec. 21, 2000

Left-handed Pitcher

Born: Oct. 22, 1982 in Monterrey, Mexico

Residence: Monterrey, Mexico

Scout: Mike Brito

JESUS TREVINO'S CAREER PITCHING RECORD

YEAR	TEAM	W-L	ERA	G	GS	CG	SHO	SV	IP	H	R	ER	HR	HB	BB	SO	WP	BK
2001	Mexico	0-0	0.00	1	0	0	0	0	0.1	0	0	0	0	0	0	0	0	0
	Santo Domingo	4-3	3.17	14	11	0	0	0	59.2	54	31	21	3	1	24	56	3	1
2002	Oaxaca	0-0	7.15	25	0	0	0	0	22.2	26	19	18	3	2	9	19	1	0
Minor League Totals-2 years		4-3	4.25	40	11	0	0	0	82.2	80	50	39	6	3	33	75	4	1

VERO BEACH DODGERS NOW IN THEIR 24TH SEASON

Among current Dodger minor league teams, Single-A Vero Beach has been a Dodger affiliate the longest, having been part of the system and the Florida State League since 1980. During their 23 years of existence, the Vero Beach Dodgers have enjoyed 12 winning seasons, highlighted by FSL championship campaigns in 1983 and 1990. The Dodgers have won six first or second-half division titles and the first Vero Beach club of 1980 set a franchise mark with 82 wins. Many former Vero Beach players, including current Dodgers Adrian Beltre, Alex Cora and Paul Lo Duca, have gone on to play in the Major Leagues. Others who have passed through Vero Beach en route to the big leagues include Pedro Astacio, Dave Hansen, Ramon Martinez, Alejandro Peña, Mike Piazza, Steve Sax and Eric Young.

URDANETA, Lino

Full Name: Lino Urdaneta

Ht: 6-1 Wt: 168 B/T: R/R

School: Benito Canonico (Venezuela)

Obtained: Signed as a non-drafted free agent on Aug. 31, 1996

Career Notes: 2002 - Became a full-time closer and responded by recording 32 saves, which led the Florida State League, tied the Vero Beach franchise record, ranked third among all minor league pitchers and are the fourth-highest total ever by a Dodger minor leaguer...selected to pitch in the FSL All-Star Game and was named to the FSL postseason all-star team...did not allow a run in his last 21 appearances (including one following promotion to Jacksonville), a span of 21.0 innings in which he gave up just 13 hits and seven walks while notching one win and 14 saves...recorded nine saves and limited opponents to a .150 batting average in 12 August outings to be named Dodger Minor League Pitcher of the Month...pitched in five Southern League playoff contests for Jacksonville and was 1-0, allowing one run and two hits in 3.2 innings.

LINO URDANETA'S CAREER PITCHING RECORD

YEAR	TEAM	W-L	ERA	G	GS	CG	SHO	SV	IP	H	R	ER	HR	HB	BB	SO	WP	BK
1997	San Joaquin	6-3	2.04	13	0	0	0	0	61.2	46	23	14	3	0	21	37	0	0
1998	La Romana	6-1	2.26	12	12	1	0	0	55.2	43	18	14	1	1	26	44	7	1
1999	Vero Beach	5-4	4.84	27	5	0	0	0	67.0	74	42	36	10	6	20	43	3	3
2000	Vero Beach	5-4	5.42	27	5	0	0	1	78.0	103	60	47	7	3	24	40	6	0
2001	Wilmington	1-2	7.61	10	4	0	0	0	23.2	31	23	20	7	3	11	16	2	0
2002	Vero Beach	2-2	2.41	52	0	0	0	32	52.1	29	15	14	3	2	17	30	3	0
	Jacksonville	0-0	0.00	1	0	0	0	0	1.0	3	0	0	0	0	1	1	0	0
Minor League Totals- 6 yrs.		25-16	3.85	142	26	1	0	33	339.1	339	181	145	31	15	120	211	21	4

URQUIDEZ, Omar

Full Name: Omar J. Urquidez

Ht: 6-4 Wt: 188 B/T: R/R

School: N/A

Obtained: Signed as a non-drafted free agent on Feb. 22, 2002

Right-handed Pitcher

Born: June 18, 1985 in Obregon, Mexico

Residence: Obregon, Mexico

Scout: Mike Brito

OMAR URQUIDEZ' CAREER PITCHING RECORD

YEAR	TEAM	W-L	ERA	G	GS	CG	SHO	SV	IP	H	R	ER	HR	HB	BB	SO	WP	BK
2002	Santo Domingo 1	0-0	4.76	10	0	0	0	0	11.1	12	9	6	3	2	1	6	1	0
Minor League Totals- 1 year		0-0	4.76	10	0	0	0	0	11.1	12	9	6	3	2	1	6	1	0

VALDEZ, Uriel

Full Name: Uriel A. Valdez

Ht: 5-11 Wt: 170 B/T: L/R

School: N/A

Obtained: Signed as a non-drafted free agent on July 25, 2002

Outfielder

Born: July 25, 1984 in Guasave, Mexico

Residence: Baja California, Mexico

Scout: Mike Brito

URIEL VALDEZ'S CAREER BATTING RECORD

YEAR	TEAM	AVG	G	AB	R	H	2B	3B	HR	RBI	SH	SF	HP	BB	SO	SB	CS	E
2003 will be his first professional season																		

VALVERDE, Jonatan

Full Name: Jonatan Valverde

Ht: 6-3 Wt: 185 B/T: R/R

School: N/A

Obtained: Signed as a non-drafted free agent on Jan. 3, 2002

Right-handed Pitcher

Born: April 4, 1983 in Seibo, Dominican Republic

Residence: San Pedro de Macoris, Dominican Republic

Scout: Pablo Peguero

JONATAN VALVERDE'S CAREER PITCHING RECORD

YEAR	TEAM	W-L	ERA	G	GS	CG	SHO	SV	IP	H	R	ER	HR	HB	BB	SO	WP	BK
2002	Santo Domingo 1	5-3	3.45	15	10	0	0	0	70.1	76	33	27	1	3	17	64	6	0
Minor League Totals- 1 year		5-3	3.45	15	10	0	0	0	70.1	76	33	27	1	3	17	64	6	0

IAN BUIZEN, Rodney

Infielder

Full Name: Rodney Van Buizen

Born: Sept. 25, 1980 in New South Wales, Australia

Ht: 6-0 Wt: 190 B/T: R/R

Residence: New South Wales, Australia

High School: Narradeen Sports (Australia)

Scout: Brian Cakebread & Jim Stoeckel

Obtained: Signed as a non-drafted free agent on July 2, 1998

Career Notes: **2002** - Led Florida State League second basemen with 322 assists for Vero Beach...topped club with .280 batting mark and was second in hits (139)...batted .330 (34-for-103) with eight doubles in August...on Aug. 16 vs, Jupiter, was 4-for-5 with three doubles and four RBI...hit .317 (26-for-82) in June...**1999** - In his first professional game for Great Falls on June 16 vs. Missoula, went 5-for-5 with three runs scored, an RBI and stolen base.

RODNEY VAN BUIZEN'S CAREER BATTING RECORD

YEAR	TEAM	AVG	G	AB	R	H	2B	3B	HR	RBI	SH	SF	HP	BB	SO	SB	CS	E
1999	Great Falls	.286	69	259	43	74	9	0	4	33	6	4	6	17	38	9	4	5
2000	Yakima	.220	48	173	17	38	4	2	0	21	4	3	3	13	27	4	6	8
2001	Wilmington	.221	90	285	29	63	16	0	5	34	3	2	8	23	54	12	7	5
2002	Vero Beach	.280	131	497	74	139	24	4	8	51	4	1	16	22	59	17	8	14
Minor League Totals-4 yrs.		.259	338	1214	163	314	53	6	17	139	17	10	33	75	178	42	25	32

VIRGEN, Constandio

Catcher

Full Name: Constandio Virgen

Born: Feb. 5, 1982 in Santiago Inxcuintla, Mexico

Ht: 6-3 Wt: 170 B/T: R/R

Residence: Santiago Inxcuintla, Mexico

School: Lazaro Cardenas (Mexico)

Scout: Mike Brito

Obtained: Signed as a non-drafted free agent on Feb. 18, 2000

Career Notes: **1999** - In his first pro season, led Santo Domingo in batting average (.310) and RBI (39).

CONSTANCIO VIRGEN'S CAREER BATTING RECORD

YEAR	TEAM	AVG	G	AB	R	H	2B	3B	HR	RBI	SH	SF	HP	BB	SO	SB	CS	E
1999	Santo Domingo	.310	51	171	27	53	9	0	4	39	--	--	--	19	22	4	5	11
2000	AZL Mexico	.231	39	130	12	30	6	0	1	18	1	1	2	12	22	0	1	8
2001	Santo Domingo	.182	4	11	1	2	0	0	1	2	0	1	0	1	3	0	0	0
	Great Falls	.262	31	107	13	28	4	0	1	16	1	2	0	15	17	3	2	2
2002	Cordoba	.169	31	77	10	13	3	0	0	5	1	0	1	5	16	1	0	2
Minor League Totals-4 yrs.		.254	156	496	63	126	21	0	7	80	3	4	3	52	80	8	8	23

WARRIAK, Brandon

Right-handed Pitcher

Full Name: Brandon L. Warriak

Born: June 23, 1979 in Laurinburg, NC

Ht: 6-0 Wt: 160 B/T: R/R

Residence: Maxton, NC

High School: Purnell Swett (Pembroke, NC)

Scout: Jim Fairey

Obtained: Selected from Anaheim in Rule 5 Draft on Dec. 16, 2002

Career Notes: After playing 583 games as a shortstop during six minor league seasons, is being converted to a pitcher...originally drafted (third round) and signed by Texas in June 1997...traded to Anaheim on July 12, 2002...**2002** - Made pro pitching debut, hurling a scoreless inning for Double-A Arkansas...**OTHER** - Was signed by Texas Rangers scout Jim Fairey, who played for the Dodgers in 1968 and 1973.

BRANDON WARRIAK'S CAREER BATTING RECORD

YEAR	TEAM	AVG	G	AB	R	H	2B	3B	HR	RBI	SH	SF	HP	BB	SO	SB	CS	E
1997	GCL Rangers	.217	47	166	21	36	5	2	0	14	4	2	1	13	47	6	3	10
	Charlotte	.000	1	4	0	0	0	0	0	0	0	0	0	0	1	0	0	1
1998	Savannah	.209	51	187	24	39	8	0	3	14	3	0	0	16	41	9	2	19
	Pulaski	.254	61	209	33	53	11	0	1	20	0	1	3	20	42	2	4	26
	Charlotte	.125	5	16	2	2	0	0	0	1	0	0	0	1	5	0	0	1
1999	Savannah	.153	43	144	10	22	3	1	1	13	2	2	0	15	43	7	1	12
	Pulaski	.254	65	262	44	59	9	2	9	35	6	2	3	18	68	11	1	24
2000	Charlotte	.207	84	304	33	63	13	1	4	39	1	1	0	20	74	8	7	15
	GCL Rangers	.125	7	32	1	4	2	0	0	6	0	0	0	3	6	1	0	2
2001	Charlotte	.919	97	320	34	61	13	4	6	28	7	1	3	22	84	4	6	21
	Tulsa	.135	23	74	4	10	5	0	0	3	5	0	0	3	31	0	0	4
2002	Tulsa	.171	88	263	27	45	7	2	5	18	6	2	3	28	82	3	2	22
	Arkansas	.264	18	53	5	14	2	1	1	2	2	0	0	3	9	0	0	5
	Rancho Cucamonga	.161	18	56	8	9	3	0	1	5	1	0	0	4	19	0	0	7
Minor League Totals-6 yrs.		.202	608	2060	242	417	81	13	31	198	37	11	13	166	552	51	26	169

WAYNE, Brett**Full Name:** Brett M. Wayne**Ht:** 6-0 **Wt:** 175 **B/T:** R/R**High School:** Royal (Simi Valley, CA)**Obtained:** Selected in 22nd round of June 2002 First-Year Player Draft**Infielder****Born:** April 28, 1980 in Simi Valley, CA**Residence:** Simi Valley, CA**College:** St. Mary's College (Moraga, CA)**Scout:** Mark Sheehy**BRETT WAYNE'S CAREER BATTING RECORD**

YEAR	TEAM	AVG	G	AB	R	H	2B	3B	HR	RBI	SH	SF	HP	BB	SO	SB	CS	E
2002	GCL Dodgers	.209	43	139	9	29	3	1	0	13	3	0	1	14	26	4	2	8
Minor League Totals-1 year		.209	43	139	9	29	3	1	0	13	3	0	1	14	26	4	2	8

WHITE, Michael**Full Name:** Michael David White**Ht:** 6-2 **Wt:** 215 **B/T:** L/L**High School:** Countryside (Clearwater, FL)**Obtained:** Selected in 19th round of June 2002 First-Year Player Draft**Left-handed Pitcher****Born:** Sept. 12, 1982 in Danville, IL**Residence:** Clearwater, FL**College:** St. Petersburg Junior College (FL)**Scout:** Bill Pleis**MICHAEL WHITE'S CAREER PITCHING RECORD**

YEAR	TEAM	W-L	ERA	G	GS	CG	SHO	SV	IP	H	R	ER	HR	HB	BB	SO	WP	BK
2002	GCL Dodgers	0-0	0.00	2	0	0	0	0	4.0	3	0	0	0	1	1	3	0	0
	Great Falls	0-2	5.93	20	0	0	0	0	27.1	46	29	17	2	6	10	22	3	0
Minor League Totals-1 year		0-2	5.17	22	0	0	0	0	31.1	49	29	18	2	7	11	25	3	0

WILLIAMS, Ryan**Full Name:** Ryan D. Williams**Ht:** 6-4 **Wt:** 210 **B/T:** R/R**High School:** Kellam (Virginia Beach, VA)**Obtained:** Selected in 10th round of June 2002 First-Year Player Draft**Right-handed Pitcher****Born:** Nov. 10, 1980**Residence:** Virginia Beach, VA**College:** Old Dominion University (Norfolk, VA)**Scout:** Scott Sharp**RYAN WILLIAMS' CAREER PITCHING RECORD**

YEAR	TEAM	W-L	ERA	G	GS	CG	SHO	SV	IP	H	R	ER	HR	HB	BB	SO	WP	BK
2001	Great Falls	1-1	4.66	18	0	0	0	2	36.2	42	21	19	0	4	11	28	3	0
Minor League Totals-1 year		1-1	4.66	18	0	0	0	2	36.2	42	21	19	0	4	11	28	3	0

DODGERS' FIRST-ROUND DRAFT SELECTIONS

Year	Player	Position	Year	Player	Position	Year	Player	Position
1965	John Wyatt	INF	1979	Steve Howe	P	1990	Ronnie Walden	P
1966	Larry Hutton	P		Steve Perry	P	1991	None	
1967	Don Denbow	INF	1980	Ross Jones	INF	1992	Ryan Luzinski*	C
1968	Bobby Valentine	OF	1981	Dave Anderson	INF		Michael Moore*	OF
1969	Terry McDermott	C	1982	Franklin Stubbs	1B	1993	Darren Dreifort	P
1970	Jim Haller	P	1983	Erik Sonberg	P	1994	Paul Konerko	C
1971	Rick Rhoden	P	1984	Dennis Livingston	P	1995	David Yocum	P
1972	John Harbin	INF	1985	Chris Gwynn	OF	1996	Damian Rolls	INF
1973	Ted Farr	C	1986	Mike White	OF	1997	Glenn Davis	1B
1974	Rick Sutcliffe	P	1987	Dan Opperman	P	1998	Bubba Crosby	OF
1975	Mark Bradley	INF	1988	Bill Bene	P	1999	Jason Repko*	INF
1976	Mike Scioscia	C	1989	Kiki Jones	P	2000	Ben Diggins	P
1977	Bob Welch	P		Tom Goodwin	OF	2001	None	
1978	None			Jamie McAndrew*	P	2002	James Loney	1B

*First-round supplemental pick

WINCHESTER, Scott

Full Name: Scott Joseph Winchester

Ht: 6-2 Wt: 210 B/T: R/R

High School: Dow (Midland, MI)

Obtained: Signed as a free agent on Jan. 8, 2003

Career Notes: Pitched in parts of four Major League seasons with Cincinnati (1997-98, 2000-01)...originally drafted (14th round) and signed by Cleveland in June 1995...acquired by Reds on July 31, 1997...made Major League debut on Sept. 8, 1997 vs. Cubs...**2002** - Pitched at Triple-A level for two teams...appeared in 21 games for Montreal's Ottawa club and then in 23 games for Toronto's Syracuse affiliate...**OTHER** - Played football and baseball at Clemson University...in 1995, was 4-2 and set school single-season marks for saves (14) and lowest ERA (0.60)...in 1994, went 5-2 with a 1.86 ERA and 10 saves...in 1993, was 4-1 with 10 saves...also holds Clemson career mark for saves (34)...in 1995, was an All-Atlantic Coast Conference first team selection, first team *Collegiate Baseball* All-America, first team American Baseball Coaches Association All-America and second team *Baseball America* All-America pick...in 1997, tied for third among all minor leaguers by combining for 33 saves with Kinston (29), Akron (1) and Chattanooga (3)

Right-handed Pitcher

Born: April 20, 1973 in Midland, MI

Residence: Midland, MI

College: Clemson University (SC)

Scout: Kasey McKeon (Cleveland)

SCOTT WINCHESTER'S CAREER PITCHING RECORD

YEAR	TEAM	W-L	ERA	G	GS	CG	SHO	SV	IP	H	R	ER	HR	HB	BB	SO	WP	BK
1995	Watertown	3-1	2.83	23	0	0	0	11	28.2	24	10	9	0	2	6	27	2	2
1996	Columbus	7-3	3.23	52	0	0	0	26	61.1	50	27	22	8	5	16	60	4	0
1997	Kinston	2-1	1.47	34	0	0	0	29	36.2	21	6	6	2	1	11	45	3	0
	Akron	0-0	3.86	6	0	0	0	1	7.0	8	3	3	1	1	2	8	1	0
	Chattanooga	2-1	1.69	9	0	0	0	3	10.2	9	4	2	0	0	3	3	1	0
	Indianapolis	0-0	0.00	4	0	0	0	0	5.2	2	0	0	0	0	2	2	0	0
	CINCINNATI	0-0	6.00	5	0	0	0	0	6.0	9	5	4	1	1	2	3	0	0
1998	Indianapolis	3-2	6.67	6	5	0	0	0	29.2	39	23	22	7	1	8	12	2	0
	CINCINNATI	3-6	5.81	16	16	1	0	0	79.0	101	56	51	12	4	27	40	3	0
1999	Rockford	1-1	2.79	6	6	0	0	0	19.1	19	7	6	2	0	3	11	0	0
2000	Louisville	1-2	4.08	43	0	0	0	3	57.1	67	29	26	4	0	15	33	3	0
	CINCINNATI	0-0	3.68	5	0	0	0	0	7.1	10	4	3	1	0	2	3	0	0
2001	Louisville	6-3	3.54	23	6	0	0	0	53.1	50	26	21	5	3	10	37	0	1
	CINCINNATI	0-2	4.50	12	1	0	0	0	24.0	29	19	12	7	3	4	9	0	0
2002	Ottawa	2-2	6.00	21	0	0	0	1	33.0	33	24	22	5	0	11	22	0	0
	Syracuse	0-2	5.87	23	0	0	0	1	30.2	41	23	20	5	1	9	19	0	0
Major League Totals-4 yrs		3-8	5.42	38	17	1	0	0	116.1	149	84	70	21	8	35	55	3	0
Minor League Totals-8 yrs 27-18		3-83	250	17	0	0	0	75	373.1	363	182	159	39	14	96	279	16	3

YOUNG, Delwyn

Full Name: Delwyn Rudy Young

Ht: 5-10 Wt: 180 B/T: B/R

High School: Littlerock (CA)

Obtained: Selected in fourth round of June 2002 First-Year Player Draft

Career Notes: **2002** - Tied for second in Pioneer League with 10 homers and was fifth in slugging percentage (.508) for Great Falls...led Dodger short-season minor leaguers in at-bats (240), homers and total bases (122)...also topped club in runs scored (42), hits (72) and RBI (41)...had 20 multi-hit games, including a pair of four-hit performances...during the playoffs, hit .444 (8-for-18) with three doubles, two homers and four RBI in five games...**OTHER** - Earned All-Western States Conference North first team honors for Santa Barbara City College in 2002...member of state championship team at Riverside City College in 2001...during summer of 2001, played for Santa Barbara in the California Coastal Collegiate League, batting .394 (54-for-137) and putting together a 24-game hitting streak...was slated to attend Cal State Fullerton University before signing with the Dodgers...previously drafted twice by Atlanta (2000 and 2001).

Born: June 30, 1982 in Los Angeles, CA

Residence: Santa Barbara, CA

Colleges: Riverside CC (CA) & Santa Barbara CC (CA)

Scout: James Merriweather

DELWYN YOUNG'S CAREER BATTING RECORD

YEAR	TEAM	AVG	G	AB	R	H	2B	3B	HR	RBI	SH	SF	HP	BB	SO	SB	CS	E
2001	Great Falls	.300	59	240	42	72	18	1	10	41	0	0	4	27	60	4	2	15
Minor League Totals-1 year		.300	59	240	42	72	18	7	10	41	0	0	4	27	2	60	2	15

ZULETA, Howar

Full Name: Howar J. Zuleta

Ht: 6-0 Wt: 180 B/T: R/R

School: N/A

Obtained: Signed as a non-drafted free agent on Oct. 4, 2002

Right-handed Pitcher

Born: Jan. 8, 1986 in Maracaibo, Venezuela

Residence: Maracaibo, Venezuela

Scout: Camilo Pascual

HOWAR ZULETA'S CAREER PITCHING RECORD

YEAR	TEAM	AVG	G	AB	R	H	2B	3B	HR	RBI	SH	SF	HP	BB	SO	SB	CS	E
2003 will be his first professional season																		



Dodgers

HISTORY &
RECORDS



BROOKLYN/LOS ANGELES DODGERS NL RECORD (1890-2002)

Year	Pos.	W-L	GB	Manager	Pennant Winner	Year	Pos.	W-L	GB	Manager	Pennant Winner
1890	1st	86-43	+6.5	William McGunnigle	Brooklyn	1960	4th	82-72	13	Walter Alston	Pittsburgh (WC)
1891	6th	61-76	25.5	John Montgomery Ward	Boston	1961	2nd	89-65	4	Walter Alston	Cincinnati
1892	3rd	95-59	8	John Montgomery Ward	Boston	1962	2nd+	102-63	1	Walter Alston	San Francisco
1893	6th**	65-63	20.5	Dave Foutz	Boston	1963	1st	99-63	+6	Walter Alston	Los Angeles (WC)
1894	5th	70-61	17.5	Dave Foutz	Baltimore	1964	6th**	80-82	13	Walter Alston	St. Louis (WC)
1895	5th**	71-60	16.5	Dave Foutz	Baltimore	1965	1st	97-65	+2	Walter Alston	Los Angeles (WC)
1896	9th**	58-73	33	Dave Foutz	Baltimore	1966	1st	95-67	+1.5	Walter Alston	Los Angeles
1897	6th**	61-71	32	William Barnie	Boston	1967	8th	73-89	28.5	Walter Alston	St. Louis (WC)
1898	10th	54-91	46	Barnie/Mike Griffin/C.H. Ebbets	Boston	1968	7th**	76-86	21	Walter Alston	St. Louis
1899	1st	88-42	+8	Ned Hanlon	Brooklyn	1969	4th	85-77	8	Walter Alston	New York (WC)
1900	1st	82-54	+4.5	Ned Hanlon	Brooklyn	1970	2nd	87-74	14.5	Walter Alston	Cincinnati
1901	3rd	79-57	9.5	Ned Hanlon	Pittsburgh	1971	2nd	89-73	1	Walter Alston	Pittsburgh (WC)
1902	2nd	75-63	27.5	Ned Hanlon	Pittsburgh	1972	3rd**	85-70	10.5	Walter Alston	Cincinnati
1903	5th	70-66	19	Ned Hanlon	Pittsburgh	1973	2nd	95-66	3.5	Walter Alston	New York
1904	6th	56-97	50	Ned Hanlon	New York	1974	1st	102-60	+4	Walter Alston	Los Angeles
1905	8th	48-104	56.5	Ned Hanlon	New York (WC)	1975	2nd	88-74	20	Walter Alston	Cincinnati (WC)
1906	5th	66-86	50	Patsy Donovan	Chicago	1976	2nd	92-70	10	Walter Alston	Cincinnati (WC)
1907	5th	65-83	40	Patsy Donovan	Chicago (WC)	1977	1st	98-64	+10	Tommy Lasorda	Los Angeles
1908	7th	53-101	46	Patsy Donovan	Chicago (WC)	1978	1st	95-67	+2.5	Tommy Lasorda	Los Angeles
1909	6th	55-98	55.5	Harry Lumley	Pittsburgh (WC)	1979	3rd	79-83	11.5	Tommy Lasorda	Pittsburgh (WC)
1910	6th	64-90	40	Bill Dahlen	Chicago	1980	2nd+	92-71	1	Tommy Lasorda	Philadelphia (WC)
1911	7th	64-86	33.5	Bill Dahlen	New York	1981	1st x	36-21	+0.5	Tommy Lasorda	Los Angeles (WC)
1912	7th	58-95	46	Bill Dahlen	New York		4th xx	27-26	6		
1913	6th	65-84	34.5	Bill Dahlen	New York	1982	2nd	88-74	1	Tommy Lasorda	St. Louis (WC)
1914	5th	75-79	19.5	Wilbert Robinson	Boston (WC)	1983	1st	91-71	+3	Tommy Lasorda	Philadelphia
1915	3rd	80-72	10	Wilbert Robinson	Philadelphia	1984	4th	79-83	13	Tommy Lasorda	San Diego
1916	1st	94-60	+2.5	Wilbert Robinson	Brooklyn	1985	1st	95-67	+5.5	Tommy Lasorda	St. Louis
1917	7th	70-81	26.5	Wilbert Robinson	New York	1986	5th	73-89	23	Tommy Lasorda	New York (WC)
1918	5th	57-69	25.5	Wilbert Robinson	Chicago	1987	4th	73-89	17	Tommy Lasorda	St. Louis
1919	5th	69-71	27	Wilbert Robinson	Cincinnati (WC)	1988	1st	94-67	+7	Tommy Lasorda	Los Angeles (WC)
1920	1st	93-61	+7	Wilbert Robinson	Brooklyn	1989	4th	77-83	14	Tommy Lasorda	San Francisco
1921	5th	77-75	16.5	Wilbert Robinson	New York (WC)	1990	2nd	86-76	5	Tommy Lasorda	Cincinnati (WC)
1922	6th	76-78	17	Wilbert Robinson	New York (WC)	1991	2nd	93-69	1	Tommy Lasorda	Atlanta
1923	6th	76-78	19.5	Wilbert Robinson	New York	1992	6th	63-99	35	Tommy Lasorda	Atlanta
1924	2nd	92-62	1.5	Wilbert Robinson	New York	1993	4th	81-81	23	Tommy Lasorda	Philadelphia
1925	6th**	68-85	27	Wilbert Robinson	Pittsburgh (WC)	1994	1st	58-56	+3.5	Tommy Lasorda	
1926	6th	71-82	17.5	Wilbert Robinson	St. Louis (WC)	1995	1st	78-66	+1	Tommy Lasorda	Atlanta (WC)
1927	6th	65-88	28.5	Wilbert Robinson	Pittsburgh	1996	2nd	90-72	1	Tommy Lasorda/Bill Russell	Atlanta
1928	6th	77-76	17.5	Wilbert Robinson	St. Louis	1997	2nd	88-74	2	Bill Russell	Florida (WC)
1929	6th	70-83	28.5	Wilbert Robinson	Chicago	1998	3rd	83-79	15	Russell/Hoffman	San Diego
1930	4th	86-68	6	Wilbert Robinson	St. Louis	1999	3rd	77-85	23	Davey Johnson	Atlanta
1931	4th	79-73	21	Wilbert Robinson	St. Louis (WC)	2000	2nd	86-76	11	Davey Johnson	New York
1932	3rd	81-73	9	Max Carey	Chicago	2001	3rd	86-76	6	Jim Tracy	Arizona (WC)
1933	6th	65-88	26.5	Max Carey	New York (WC)	2002	3rd	92-70	6	Jim Tracy	San Francisco
1934	6th	71-81	23.5	Casey Stengel	St. Louis (WC)						
1935	5th	70-83	29.5	Casey Stengel	Chicago						
1936	7th	67-87	25	Casey Stengel	New York						
1937	6th	62-91	33.5	Burleigh Grimes	New York						
1938	7th	69-80	18.5	Burleigh Grimes	Chicago						
1939	3rd	84-69	12.5	Leo Durocher	Cincinnati						
1940	2nd	88-65	12	Leo Durocher	Cincinnati (WC)						
1941	1st	100-54	+2.5	Leo Durocher	Brooklyn						
1942	2nd	104-50	2	Leo Durocher	St. Louis (WC)						
1943	3rd	81-72	23.5	Leo Durocher	St. Louis						
1944	7th	63-91	42	Leo Durocher	St. Louis (WC)						
1945	3rd	87-67	11	Leo Durocher	Chicago						
1946	2nd+	96-60	2	Leo Durocher	St. Louis (WC)						
1947	1st	94-60	+5	Clyde Sukeforth/Burt Shotton	Brooklyn						
1948	3rd	84-70	7.5	Durocher/Shotton	Boston						
1949	1st	97-57	+1	Burt Shotton	Brooklyn						
1950	2nd	89-65	2	Burt Shotton	Philadelphia						
1951	2nd+	97-60	1	Charlie Dressen	New York						
1952	1st	96-57	+4.5	Charlie Dressen	Brooklyn						
1953	1st	105-49	+13	Charlie Dressen	Brooklyn						
1954	2nd	92-62	5	Walter Alston	New York (WC)						
1955	1st	98-55	+13.5	Walter Alston	Brooklyn (WC)						
1956	1st	93-61	+1	Walter Alston	Brooklyn						
1957	3rd	84-70	11	Walter Alston	Milwaukee (WC)						
1958	7th	71-83	21	Walter Alston	Milwaukee						
1959	1st++	88-68	+2	Walter Alston	Los Angeles (WC)						

Totals	1890-2002	9,026-8,222	.573
	1900-2002	8,325-7,587	.523
	1958-2002	3,833-3,301	.537

Since 1900: 1st (23), 2nd (22), 3rd (14), 4th (8), 5th (9), 6th (16), 7th (9), 8th (2)

** Tied
 +Tied for first at end of regular season but lost playoffs.
 ++Won playoff and World Championship
 WC—World Champions
 x—First Half
 xx—Second Half

BROOKLYN/LOS ANGELES DODGERS INDIVIDUAL SINGLE-SEASON RECORDS (SINCE 1890)

Batting Records:

Highest Batting Average393	Babe Herman (1930)
Highest Slugging Percentage678	Babe Herman (1930)
Highest On-Base Percentage455	Babe Herman (1930)
Most Games	**165	Maury Wills (1962)
Most Games (Brooklyn)	158	Carl Furillo, Gil Hodges (1951)
Most At-Bats	695	Maury Wills (1962)
Most At-Bats (Brooklyn)	667	Carl Furillo (1951)
Most Runs	148	Hub Collins (1890)
Since 1900	143	Babe Herman (1930)
Most Hits	241	Babe Herman (1930)
Most Singles	187	"Wee" Willie Keeler (1899)
Since 1900	179	"Wee" Willie Keeler (1900)
Maury Wills (1962)		
Most Doubles	52	John Frederick (1929)
Most Triples	26	George Treadway (1894)
Since 1900	22	Hy Myers (1920)
Most Home Runs		
(Left-Handed Batter)	49	Shawn Green (2001)
Most Home Runs		
(Right-Handed Batter)	43	Gary Sheffield (2000)
Most Home Runs At Home	25	Gil Hodges (1954)
Duke Snider (1956)		
Most Home Runs On The Road	30	Shawn Green (2001)
Most Home Runs In One Month	15	Duke Snider (August, 1953)
Pedro Guerrero (June, 1985)		
Most Home Runs, Rookie Season	35	Mike Piazza (1993)
Most Grand Slams	3	Kal Daniels (1990)
Mike Piazza (1998)		
Most Extra-Base Hits	94	Babe Herman (1930)
Most Total Bases	416	Babe Herman (1930)
Most Runs Batted In	153	Tommy Davis (1962)
Most Runs Batted In (Brooklyn)	142	Roy Campanella (1953)
Most Walks	148	Eddie Stanky (1945)
Most Strikeouts	149	Bill Grabarkewitz (1970)
Most Strikeouts (Brooklyn)	115	Dolph Camilli (1941)
Fewest Strikeouts (150 Games)	15	Jim Johnston (1923)
Most Hit By Pitch	16	Lou Johnson (1965)
Most Hit By Pitch (Brooklyn)	14	Jackie Robinson (1952)
Most Sacrifices		
(including sacrifice flies)	39	Jake Daubert (1915)
Most Sacrifice Hits	32	Jim Casey (1907)
Most Sacrifice Flies	**19	Gil Hodges (1954)
Most Stolen Bases	104	Maury Wills (1962)
Most Stolen Bases (Brooklyn)	88	Monte Ward (1892)
Since 1900	67	Jimmy Sheckard (1903)
Most Stolen Bases of Home	17	Pete Reiser (1947)
Most Pinch-Hits	18	Dave Hansen (1993)
Most Pinch-Hits (Brooklyn)	16	Sid Gautreaux (1936)
Most Pinch-Homers	**7	Dave Hansen (2000)
Most Grounded Into Double Plays	27	Carl Furillo (1956) and Eric Karros (1996)
Fewest Grounded Into Double Plays	0	Pete Reiser (1942 - 480 at-bats)
Pitching Records:		
Most Victories - (Right-Hander)	30	Tom Lovett (1890)
Since 1900	29	Joe McGinnity (1900)
Most Victories - (Left-Hander)	\$27	Sandy Koufax (1966)
Most Victories - (Left-Hander-Brooklyn)		
Nap Rucker (1911)	22	
Highest Winning Percentage		
(Los Angeles)933 (14-1)	Phil Regan (1966)
Highest Winning Percentage		
(Brooklyn)889 (16-2)	Fred Fitzsimmons (1940)
Highest Winning Percentage		
(20-Game Winner)	1.880 (22-3)	Preacher Roe (1951)
Lowest Earned Run Average	1.58	Rube Marquard (1916)
Most Games Lost	27	George Bell (1910)
Most Games	**106	Mike Marshall (1974)
Most Games (Brooklyn)	62	Clem Labine (1956)
Most Games Started	44	Bill Terry (1890)
George Haddock (1892)		
Brickyard Kennedy (1893)		
Since 1900	42	Don Drysdale (1963 and 1965)
Most Complete Games	40	Brickyard Kennedy (1893)
Since 1900	38	Oscar Jones (1904)
Most Games Finished	†183	Mike Marshall (1974)
Most Games Finished (Brooklyn)	47	Clem Labine (1956)
Most Innings Pitched	382.2	Brickyard Kennedy (1893)
Since 1900	377.0	Oscar Jones (1904)
Most Innings Pitched, Reliever **208.0		Mike Marshall (1974)
Most Saves	52	Eric Gagne (2002)
Most Saves (Brooklyn)	24	Jim Hughes (1954)
Most Strikeouts	§§382	Sandy Koufax (1965)
Most Strikeouts (Brooklyn)	262	Dazzy Vance (1924)
Most Base on Balls	151	Bill Donovan (1901)
Most Hit Batsmen	††41	Joe McGinnity (1900)
Most Wild Pitches	17	Sandy Koufax (1958)
Darren Dreifort (2000)		
Most Wild Pitches (Brooklyn)	15	Larry Cheney (1916)
Most Runs Allowed	188	Harry McIntyre (1905)
Most Earned Runs Allowed	138	Burleigh Grimes (1925)
Most Hits Allowed	364	Joe McGinnity (1900)
Most Home Runs Allowed	38	Don Sutton (1970)
Most Home Runs (Brooklyn)	35	Don Newcombe (1955)
Most Shutouts (Left-Hander)	††11	Sandy Koufax (1963)
Most Shutouts (Right-Hander)	9	Don Sutton (1972)
Most Shutouts (Brooklyn)	7	Burleigh Grimes (1918)
Whit Wyatt (1941)		
Fielding Records:		
Most Putouts	1,606	Steve Garvey (1977)
Most Assists	560	Bill Russell (1973)
Most Total Chances	1,669	Steve Garvey (1977)
Most Double Plays	171	Gil Hodges (1951)
Highest Fielding Average		
(By an Infielder)998	Steve Garvey (1976) 1653 chances
Highest Fielding Average		
(By an Outfielder)	*1.000	Brett Butler (1991) 380 chances
Brett Butler (1993) 375 chances		
Fewest Errors		
(By an Infielder)		
Steve Garvey (1976) 1653 chances	3	(By an Outfielder)
Brett Butler (1991) 380 chances	*0	Brett Butler (1993) 375 chances
Most Errors	107	Bill Joyce (1891)

LOS ANGELES INDIVIDUAL SINGLE-SEASON RECORDS (1958-2002)

Batting Records:

Highest Batting Average (Right-Handed)362
Mike Piazza (1997)	
Highest Batting Average (Left-Handed)328
Wally Moon (1961)	
Highest Slugging Average (Left-Handed)615
Tommy Davis (1977)	
Highest Slugging Average (Right-Handed)643
Gary Sheffield (2000)	
Highest On-Base Percentage438
Wally Moon (1960)	
Gary Sheffield (2000)	
Most Games	**165
Maury Wills (1962)	
Most At-Bats	695
Maury Wills (1962)	
Most Runs	130
Maury Wills (1962)	
Most Hits	230
Tommy Davis (1962)	
Most Singles	179
Maury Wills (1962)	
Most Doubles	47
Wes Parker (1970)	
Most Triples	16
Willie Davis (1970)	
Most Home Runs (Right-Handed)	43
Gary Sheffield (2000)	
Most Home Runs (Left-Handed)	49
Shawn Green (2001)	
Most Home Runs, One Month	15
Pedro Guerrero (June, 1985)	
Most Home Runs At Home	23
Gary Sheffield (2000)	
Most Home Runs On The Road	30
Shawn Green (2001)	
Most Grand Slams	3
Kal Daniels (1990)	
Mike Piazza (1998)	
Most Homers, Rookie Season	35
Mike Piazza (1993)	
Most Extra-Base Hits	84
Shawn Green (2001)	
Most Total Bases	370
Shawn Green (2001)	
Most Runs Batted In	153
Tommy Davis (1962)	
Most Bases on Balls	110
Jimmy Wynn (1975)	

Most Strikeouts	149
Bill Grabarkewitz (1970)	
Fewest Strikeouts (150 Games)	28
Jim Gilliam (1960)	
Most Hit By Pitch	16
Lou Johnson (1965)	
Most Sacrifices (including sac flies)	33
Jose Offerman (1993)	
Most Sacrifice Hits	25
Jose Offerman (1993)	
Most Sacrifice Flies	13
Reggie Smith (1978)	
Most Stolen Bases	104
Maury Wills (1962)	
Most Caught Stealing	31
Maury Wills (1965)	
Most Pinch-Hits	18
Dave Hansen (1993)	
Most Grounded Into Double Plays	27
Eric Karros (1996)	
Fewest Grounded Into Double Plays	1
John Roseboro (1961-394 at-bats)	

Pitching Records:

Most Victories (Right-Hander)	25
Don Drysdale (1962)	
Most Victories (Left-Hander)	527
Sandy Koufax (1966)	
Most Victories (Reliever)	16
Ron Perranoski (1963)	
Highest Winning Percentage .933 (14-1)	
Phil Regan (1966)	
Lowest Earned Run Average	1.73
Sandy Koufax (1966)	
Most Games Lost	18
Claude Osteen (1968) and Don Sutton (1969)	
Most Games	**106
Mike Marshall (1974)	
Most Games Started	42
Don Drysdale (1963 and 1965)	
Most Complete Games	27
Sandy Koufax (1965 and 1966)	
Most Games Finished (RHP)	1183
Mike Marshall (1974)	
Most Games Finished (Left-Hander)	52
Ron Perranoski (1964)	
Most Innings Pitched	335.2
Sandy Koufax (1965)	
Most Saves	52
Eric Gagne (2002)	
Most Strikeouts (LHP)	§§382
Sandy Koufax (1965)	

Most Strikeouts (RHP)	251
Don Drysdale (1963)	
Most Bases on Balls	124
Fernando Valenzuela (1987)	
Chan Ho Park (2000)	
Most Hit Batsmen	20
Don Drysdale (1961)	
Chan Ho Park (2001)	
Most Wild Pitches	17
Sandy Koufax (1958)	
Darren Dreifort (2000)	
Most Runs Allowed	127
Don Sutton (1970)	
Most Earned Runs Allowed	118
Don Sutton (1970)	
Most Hits Allowed	298
Claude Osteen (1967)	
Most Home Runs Allowed	38
Don Sutton (1970)	
Most Shutouts (Left-Hander)	11
Sandy Koufax (1963)	
Most Shutouts (Right-Hander)	9
Don Sutton (1972)	

Fielding Records:

Most Putouts	1606
Steve Garvey (1977)	
Most Assists	560
Bill Russell (1973)	
Most Total Chances	1669
Steve Garvey (1977)	
Most Double Plays	138
Steve Garvey (1976)	
Highest Fielding Average (By an Infielder)998
Steve Garvey (1976) 1653 chances	
Highest Fielding Average (By an Outfielder)	*1.000
Brett Butler (1991) 380 chances	
Brett Butler (1993) 375 chances	
Fewest Errors (By an Infielder)	
Steve Garvey (1976) 1653 chances	3
(By an Outfielder)	
Brett Butler (1991) 380 chances	*0
Brett Butler (1993) 375 chances	
Most Errors	42
Jose Offerman (1992)	

*Co-holds Major League record for an outfielder with 150 or more games

DODGER ROOKIE SINGLE-SEASON RECORDS (1890-2002)

Batting:

Games Played	159
Ted Sizemore (1969)	
At-Bats	638
Steve Sax (1982)	
Runs	127
Johnny Frederick (1929)	
Hits	206
Johnny Frederick (1929)	
Batting Average353
Felder Jones (1896)	
Slugging Average561
Mike Piazza (1993)	
Singles	146
Steve Sax (1982)	
Doubles	**52
Johnny Frederick (1929)	
Triples	18
Harry Lumley (1904)	

Home Runs	35
Mike Piazza (1993)	
RBI	112
Mike Piazza (1993)	
Extra-Base Hits	82
Johnny Frederick (1929)	
Total Bases	342
Johnny Frederick (1929)	
Walks	1100
Jim Gilliam (1953)	
Strikeouts	149
Billy Grabarkewitz (1970)	
Fewest Strikeouts	**17
Buddy Hassett (1936)	
Stolen Bases	49
Steve Sax (1982)	
Sacrifice Hits	*28
Jackie Robinson (1947)	

Pitching:

Games	65
Pedro Martinez (1993)	
Games Started	36
Henry Schmidt and Oscar Jones (1903)	
Complete Games	32
Joe Yeager (1898)	
Wins	23
Jeff Pfeffer (1914)	
Losses	§§25
Harry McIntyre (1905)	
Highest Winning Percentage 789 (15-4)	
Joe Black (1952)	
Lowest ERA	1.97
Jeff Pfeffer (1914)	
Innings	324
Oscar Jones (1903)	

DODGER ROOKIE SINGLE-SEASON RECORDS (1890-2002) (CONTINUED)

Most Hits Allowed 340	Strikeouts 236	Saves 17
Harry McIntyre (1905)	Hideo Nomo (1995)	Steve Howe (1980)
Most Walks Allowed 137	Shutouts \$58	
Hal Gregg (1944)	Fernando Valenzuela (1981)	

BROOKLYN/LOS ANGELES SINGLE-SEASON CLUB BATTING RECORDS

Highest Batting Average . . . 313 (1894)	Since 1900 99 (1920)	Most Stolen Bases 409 (1892)
Since 1900 304 (1930)	Most Home Runs 211 (2000)	Since 1900 274 (1900)
Most Games 165 (1962)	Most Grand Slams 9 (2000)	Most Hit by Pitch 125 (1899)
Most At-Bats 5642 (1982)	Most Pinch Homers 12 (2000)	Since 1900 81 (1900)
Most Runs 1021 (1894)	Most RBI 887 (1953)	Most Left On Base 1278 (1947)
Since 1900 955 (1953)	Most Total Bases 2545 (1953)	Most Walks 732 (1947)††
Most Hits 1654 (1930)	Most Extra-Base Hits 541 (1953)	Most Intentional Walks 91 (1956)
Most Singles 1223 (1925)	Highest Slugging Perc. 474 (1953)	Most Strikeouts 1190 (1996)
Most Doubles 286 (2002)	Highest On-Base Perc. 378 (1894)	Fewest Strikeouts 318 (1922)
Most Triples 130 (1894)	Since 1900 366 (1953)	

LOS ANGELES SINGLE-SEASON CLUB BATTING RECORDS

Highest Batting Average . . . 272 (1974)	Most Grand Slams 9 (2000)	Most Walks 668 (2000)
Most Games 165 (1962)	Most Pinch-Homers 12 (2000)	Most Strikeouts 1190 (1996)
Most At-Bats 5642 (1982)	Most RBI 781 (1962)	Fewest Strikeouts 744 (1976)
Most Runs 842 (1962)	Most Total Bases 2362 (2000)	Most Sacrifices 164 (1964)
Most Hits 1515 (1970)	Most Extra-Base Hits 504 (2000)	Most Sacrifice Hits 120 (1964)
Most Singles 1128 (1970)	Highest Slugging Avg 431 (2000)	Most Sacrifice Flies 64 (1974)
Most Doubles 265 (2000)	Highest On-Base Perc. 346 (1974)	Fewest Grounded Into DP 79 (1965)
Most Triples 67 (1970)	Most Stolen Bases 198 (1962)	Most Left on Base 1223 (1982)
Most Home Runs 211 (2000)	Most Hit by Pitch 52 (1965)	

BROOKLYN SINGLE-SEASON CLUB BATTING RECORDS

Highest Batting Average . . . 313 (1894)	Most Home Runs 208 (1953)	Most Stolen Bases 409 (1892)
Most Games 157 (1951)	Most Grand Slams 8 (1952)	Most Hit by Pitch 125 (1899)
Most At-Bats 5574 (1936)	Most Pinch-Homers 7 (1932)	Since 1900: 81 (1900)
Most Runs 955 (1953)	Most RBI 887 (1953)	Most Walks 732 (1947) ††
Most Hits 1654 (1930)	Most Total Bases 2545 (1953)	Most Intentional Walks 91 (1956)
Most Singles 1223 (1925)	Most Extra-Base Hits 541 (1953)	Most Strikeouts 848 (1957)
Most Doubles 303 (1930)	Highest Slugging Perc. 474 (1953)	Fewest Strikeouts 318 (1922)
Most Triples 130 (1894)	Highest On-Base Perc. 378 (1894)	

BROOKLYN/LOS ANGELES SINGLE-SEASON CLUB PITCHING RECORDS

Most Saves 50 (1996)	Most Hits Allowed 1608 (1925)	Lowest ERA 2.12 (1916)
Most Complete Games 135 (1904)	Fewest Hits Allowed 1024 (1918)	Most Wild Pitches 70 (1894, 1958)
Most Innings Pitched 1491 (1973)	Fewest Walks Allowed 258 (1919)	Most Homers Allowed 192 (1999)
Most Runs Allowed 1007 (1894)	Most Strikeouts 671 (1946)	Fewest Homers Allowed 30 (1902)
Fewest Runs Allowed 463 (1918)	Most Strikeouts 1232 (1997)	Most Hit Batters 68 (1903)
Most Earned Runs Allowed . . . 743 (1929)	Fewest Strikeouts 216 (1895)	Most Balks 30 (1988)
Fewest Earned Runs Allowed 336 (1916)	Most Shutouts 24 (1963, '88)	

LOS ANGELES SINGLE-SEASON CLUB PITCHING RECORDS

Most Saves 50 (1996)	Most Hits Allowed 1438 (1999)	Most Homers Allowed 192 (1999)
Most Complete Games 58 (1965)	Fewest Walks Allowed 356 (1966)	Fewest Homers Allowed 65 (1968)
Most Innings Pitched 1491 (1973)	Most Walks Allowed 614 (1959)	Most Hit Batters 51 (1959)
Most Runs Allowed 787 (1999)	Most Strikeouts 1232 (1997)	Most Balks 30 (1988)
Fewest Runs Allowed 490 (1966)	Fewest Strikeouts 747 (1976)	Most Intentional Walks 101 (1967)
Most Earned Runs Allowed . . . 718 (1999)	Most Shutouts 24 (1963, '88)	Fewest Intentional Walks 9 (1974)
Fewest Earned Runs Allowed 425 (1966)	Lowest ERA 2.62 (1966)	
Fewest Hits Allowed 1196 (1972)	Most Wild Pitches 70 (1958)	

BROOKLYN SINGLE-SEASON CLUB PITCHING RECORDS

Most Saves 37 (1955)	Fewest Hits Allowed 1024 (1918)	Lowest ERA 2.12 (1916)
Most Complete Games 135 (1904)	Most Hits Allowed 1608 (1925)	Most Wild Pitches 70 (1894)
Most Innings Pitched 1433 (1940)	Fewest Walks Allowed 258 (1919)	Most Homers Allowed 171 (1956)
Most Runs Allowed 1007 (1894)	Most Strikeouts 671 (1946)	Fewest Homers Allowed 10 (1902)
Fewest Runs Allowed 463 (1918)	Most Strikeouts 891 (1957)	Most Hit Batters 68 (1903)
Most Earned Runs Allowed . . . 743 (1929)	Fewest Strikeouts 216 (1895)	Most Balks 12 (1950)
Fewest Earned Runs Allowed 336 (1916)	Most Shutouts 22 (1906, '16)	

BROOKLYN/LOS ANGELES SINGLE-SEASON CLUB FIELDING RECORDS

Highest Fielding Pct.985 (2002)	Most Total Chances6550 (1982)	Most Passed Balls24 (1973)
Lowest Fielding Pct.924 (1891)	Fewest Total Chances5845 (1938)	Fewest Passed Balls4 (1951, '53, '54)
Since 1900937 (1905)	Most Errors432 (1891)	Most Consecutive Errorless Games
Most Putouts4473 (1973)	Since 1900408 (1905)11 (May 5-16, 1979)
Fewest Putouts3992 (1938)	Fewest Errors90 (2002)	
Most Assists1946 (1982)	Most Double Plays198 (1958)	
Fewest Assists1573 (1961)	Fewest Double Plays73 (1891, '06)	

LOS ANGELES SINGLE-SEASON CLUB FIELDING RECORDS

Highest Fielding Pct.985 (2002)	Most Total Chances6550 (1982)	Most Passed Balls24 (1973)
Lowest Fielding Pct.970 (1962)	Fewest Total Chances5882 (1961)	Fewest Passed Balls6 (1958)
Most Putouts4473 (1973)	Most Errors193 (1962)	Most Consecutive Errorless Games
Fewest Putouts4105 (1958)	Fewest Errors90 (2002)11 (May 5-16, 1979)
Most Assists1946 (1982)	Most Double Plays198 (1958)	
Fewest Assists1573 (1961)	Fewest Double Plays106 (1975)	

BROOKLYN/LOS ANGELES CLUB GENERAL RECORDS

Most Games Played165 (1962)	Fewest Games Lost at Home:	Most Night Games Won: . . .72 (1977)
Most Games Won:	Brooklyn17 (1953)	Most Extra-Inning Games:
Brooklyn105 (1953)	Los Angeles27 (1978, '80, '91)	Brooklyn25 (1910)
Los Angeles102 (1962, '74)	Most Games Lost at Home:	Record: 10-14-1
Most Games Lost:	Brooklyn50 (1908)	LA27† (1967)
Brooklyn105 (1905)	Los Angeles44 (1992, '99)	Record: 10-17
Los Angeles99 (1992)	Best Winning Percentage at Home:	Most Extra-Inning Games Won:
Best Winning Percentage:	Brooklyn779 (60-17, 1953)	Los Angeles15 (1973)
Brooklyn682 (105-49, 1953)	Los Angeles671 (55-27, 1980)	Most Extra-Inning Games Lost:
Los Angeles630 (102-60, 1974)	Worst Winning Percentage at Home:	Brooklyn17 (1967)
Worst Winning Percentage:	Brooklyn351 (27-50, 1908)	Most Wins from a Club at Home:
Brooklyn316 (48-104, 1905)	Los Angeles457 (37-44, 1992, '99)16 vs. Pittsburgh (1890)**
Los Angeles389 (63-99, 1992)	Most Games Won on the Road:	Most Wins from a Club on the Road: .
Most Games Won in a Month:	Brooklyn51 (1952)11 vs. Philadelphia (1945)*
Brooklyn25 (July 1947, Aug. 1953)	Los Angeles50 (1974)	Most Years Played:18
Los Angeles22 (Sept.-Oct. 1965,	Fewest Games Won on the Road:	Zack Wheat (1909-1926) and
Sept.-Oct. 1991)	Brooklyn19 (1905)	Bill Russell (1969-1986)
Most Games Lost in a Month:	Los Angeles26 (1992)	Most Postponed Games:
Brooklyn27 (Sept. 1908)	Most Games Lost on the Road:	Brooklyn20 (1952)
Los Angeles20 (July 1968,	Brooklyn57 (1905)	Los Angeles8 (1976)
June '79, Sept.-Oct. '92)	Los Angeles55 (1992)	Most Players Used in a Season:
Most Games Won at Home:	Fewest Games Lost on the Road:	Brooklyn55 (1944)
Brooklyn60 (1953)	Brooklyn24 (1952)	Los Angeles53 (1998)
Los Angeles55 (1980)	Los Angeles31 (1974, '88)	
Fewest Games Won at Home:	Best Winning Percentage on the Road:	
Brooklyn27 (1908)	Brooklyn680 (51-24, 1952)	
Los Angeles37 (1992, '99)	Los Angeles617 (50-31, 1974)	
	Worst Road Winning Percentage:	
	Brooklyn250 (19-57, 1905)	
	Los Angeles321 (26-55, 1992)	

BROOKLYN/LOS ANGELES CONSECUTIVE RECORDS

Individual Pitching:	Strikeouts in a Game by a Reliever: . . .16	Individual Batting:
Shutout Innings:**59	Pete Richert	Hitting Streak
Orel Hershiser (Aug. 30-Sept. 28, '88)	(April 12, 1962 vs. Cincinnati)	Brooklyn:29
Shutouts:**46	Ron Perranoski	Zack Wheat (Aug. 20-Sept. 16, 1916)
Don Drysdale (May 14-June 4, 1968)	(Sept. 12, 1966 vs. New York Mets)	Los Angeles:31
Games Pitched, Reliever:†113	Strikeouts, 1st Major League Game: 16	Willie Davis (Aug. 1-Sept. 3, 1969)
Mike Marshall (June 18-July 3, 1974)	Karl Spooner	Reached Base Safely in a Game: . . . \$7
Games Won in a Season:	(Sept. 22, 1954 vs. New York Giants)	Cookie Lavagetto
Los Angeles:13	Pete Richert	(Sept. 23, 1939 at Philadelphia)
Phil Regan (May 17-Sept. 23, 1966)	Strikeouts at the Start of a Game: . . .6	Reached Base Safely:14
Brooklyn:15	Andy Messersmith	Pedro Guerrero (July 23-26, 1985)
Dazy Vance (July 11-Sept. 18, 1924)	(May 28, 1973 vs. Philadelphia)	Hits
Wins in a Season (Starting Pitcher):	Most Strikeouts, 2 Consec. Games: . . .31	Brooklyn:110
Los Angeles:12	Sandy Koufax (Aug. 24 and 31, 1959)	Edward Konetchy
Burt Hooton (May 13 - Sept. 28, 1975)	Most Strikeouts, 3 Consec. Games: . . .41	(June 28, 29 and July 1, 1919)
Losses in a Season:	Sandy Koufax	Los Angeles:9
Los Angeles:11	(Aug. 24, 31 and Sept. 6, 1959)	Ron Cey (July 2-4, 1977)
Rick Honeycutt (May 18-Aug. 22, 1987)	Most Strikeouts, 4 Consec. Games: . . .50	Hits, 3 Games:12
Brooklyn:14	Hideo Nomo	"Wee" Willie Keeler (June 19-21, 1901)
James Pastorius (1908)	(June 14, 19, 24 and 29, 1995)	Milton Stock (June 30 - July 2, 1925)
Strikeouts in a Game:8	Most Walks, Inning †16	Hits, 4 Games: \$16
Johnny Podres	Brickyard Kennedy	Milton Stock
(July 2, 1962 vs. Philadelphia)	(Aug. 31, 1900 - 2nd inning)	(June 30, July 1, 2 and 3, 1925)

BROOKLYN/LOS ANGELES CONSECUTIVE RECORDS (CONTINUED)

Extra-Base Hits: 5
Steve Garvey
(Aug. 28, 1977 vs. St. Louis)

Games with a Home Run: 5
Roy Campanella (June 11-17, 1950)
Shawn Green (July 21-25, 2001)

Home Runs, Three Games: **7
Shawn Green (May 23-25, 2002)

Games Played: 1,107
Steve Garvey
(Sept. 3, 1975–end of 1982 season)

Years Played All Games: †7
Steve Garvey (1976-1982)

Stolen Bases: 38
Davey Lopes (June 10-Aug. 24, 1975)

Club Batting:

Games with a Homer: 24
(June 18-July 10, 1953)

Batters Reached Safely in an Inning:
..... **19
(May 21, 1952 vs. Cincinnati)

Hits, Game: *12
(June 23, 1930 vs. Pittsburgh 6th and 7th innings)

Hits in an Inning: *10
(June 23, 1930 vs. Pittsburgh, 6th inn.)

Club General:

Games Won:
Brooklyn: 15
(Aug. 29-Sept. 6, 1924)

Los Angeles: 13
(May 21-June 1, 1962) and
(Sept. 16-30, 1965)

Games Lost:
Brooklyn: 16 (1944)
Los Angeles: 10
(Aug. 4-24, 1961 and June 10-21, 1992)

Games Won From a Club on the Road:
vs. Pittsburgh (1945-1946) *18

Doubleheaders Won in a Season: .. *4
(Sept. 1-4, 1924)

Games with at Least One Double Play:
(Aug. 7-27, 1952) †23

BROOKLYN/LOS ANGELES SINGLE-GAME RECORDS

Club General:

Longest Game by Innings: 26
May 1, 1920 at Boston Braves
(Dodgers and Braves tied 1-1)
Longest game in Major League history
Los Angeles: 22
June 3, 1989 at Houston
(Astros won 5-4)
Aug. 23, 1989 at Montreal
(Dodgers won 1-0)

Longest Game by Innings at Home: .. 19
May 24, 1973 vs. New York
(Mets won 7-3)

Longest 9-Inn. Home Game, Time: .. 4:18
Oct. 2, 1962 vs. San Francisco

Longest 9-Inn. Road Game, Time: .. **4:27
Oct. 5, 2001 at San Francisco
(Longest 9-inning game in Major ..
League history)

Longest Extra-Inn. Road Game, Time:
7:14; June 3, 1989 at Houston
Longest night game in N.L. history

Longest Extra-Inn. Home Game, Time:
5:42; May 24, 1973 vs. New York

Shortest Road Game, Time: 0:55
Sept. 21, 1919 at Cincinnati

Shortest Home Game, Time: 1:30
May 20, 1972 vs. Houston

Most Players Used: 28
Sept. 13, 1982 vs. San Diego
16 innings
(NL record for an extra-inning game)

9-Inning Game: 25
April 16, 1959 vs. St. Louis:
(Co-holds NL record for 9-inning) game

Club Pitching:

Most Strikeouts: †22
(Aug. 8, 1972 vs. Cin.) – 19 innings
9-Inning Game: 18, 5 times; last time:
June 4, 1990 vs. Atlanta

Most Walks Allowed: †17
April 30, 1944 at New York Giants
Los Angeles: 15
(July 27, 1990 vs. Atlanta)

Most Runs Allowed: 28
(Aug. 25, 1891 vs. Chicago)
Since 1900: 26

(April 30, 1944 vs. New York Giants)
Los Angeles: 20
(May 20, 1967 at Chicago)

Most Runs Allowed – Inning: 13
June 25, 1910 at Boston – 1st Inn.
Los Angeles: 11
April 3, 1999 vs. St. Louis – 3rd Inning

Most Hits Allowed: 27
June 8, 1940 at Cincinnati
Los Angeles: 26
May 13, 1958 vs. San Francisco

No-Hitters: 20
Last time: **Hideo Nomo**
(Sept. 17, 1996 at Colorado)

Opponent No-Hitters: 18
Last time – Kent Mercker (Atlanta)
April 8, 1994 at Los Angeles

Most Pitchers Used: 9
June 3, 1989 vs. Houston (22 innings)
Sept. 16, 1991 vs. Cin. (12 innings)
May 2, 1995 at San Fran. (15 innings)
9-Inning Game: 8
Sept. 25, 1946 vs. Philadelphia
Aug. 24, 1957 vs. Milwaukee

Most Pitchers Used in an Inning: .. †5
May 21, 1927 vs. Chicago (9th Inning)
Aug. 26, 1987 vs. N.Y. (8th Inning)
Sept. 16, 1991 vs. Cin. (9th Inning)

Club Batting:

Most At-Bats: 85
May 1, 1920 at Boston (26 innings)
Los Angeles: 80
Aug. 23, 1989 at Atl. (22 innings)

Most Hits: 28
June 23, 1930 at Pittsburgh and
Aug. 22, 1917 vs. Pit. (22 innings)
Los Angeles: 24
Aug. 20, 1974 vs. Chicago
Sept. 2, 2002 at Arizona

Most Hits in an Inning: 12
May 21, 1952 vs. Cincinnati

Most Runs: 25
May 20, 1896 vs. Pittsburgh
Sept. 23, 1901 vs. Cincinnati
Los Angeles: 22
July 21, 2001 at Colorado

Most Runs in an Inning: §§15
May 21, 1952 vs. Cincinnati (1st Inn.)

Los Angeles: 10
June 28, 1969 at San Diego (3rd Inn.)
July 4, 1971 vs. San Fran. (8th Inn.)

Most Doubles: 9
July 24, 1894 vs. Boston
June 4, 1939 vs. Philadelphia

Most Triples: 5
Aug. 23, 1902 vs. Pittsburgh
July 7, 1921 vs. New York

Most Bases-Loaded Triples: 2
Aug. 25, 1917 and May 24, 1953

Most Triples in an Inning: 4
Aug. 23, 1902 vs. Pit. (3rd Inning)

Most Home Runs: 8
May 23, 2002 at Milwaukee
Brooklyn: 6
June 28, 1924 vs. Philadelphia

Most Home Runs, Inning: 4
Aug. 8, 2000 vs. Chicago

Most Grand Slams: †2
Sept. 23, 1901 at Cincinnati
Aug. 23, 1985 at Montreal
May 21, 2000 at Florida

Most RBI, Inning: 15
May 21, 1952 vs. Cincinnati

Most Total Bases: 48
Aug. 20, 1974 vs. Chicago
Brooklyn: 46
Sept. 23, 1939 at Philadelphia

Most Stolen Bases: 8
Aug. 22, 1948 vs. Boston
Aug. 24, 1974 vs. St. Louis

Most Reaching Base Safely in an Inn.:
..... §§19
May 21, 1952 vs. Cincinnati

Most Walks: †17
Aug. 27, 1903 vs. Philadelphia

Most Hit Batters: 4
July 17, 1900 vs. New York Giants

Most Pinch-Hits: **6
Sept. 9, 1926 vs. Philadelphia

Most Pinch-Hitters: *9
Sept. 22, 1959 vs. St. Louis
Sept. 1, 1982 vs. St. Louis (13 innings)
Sept. 8, 1985 vs. New York (14 inn.)

Most Sacrifice Hits in an Inning: .. *3
May 23, 1972 vs. San Francisco



BROOKLYN/LOS ANGELES SINGLE-GAME RECORDS (CONTINUED)

Most Runners Left on Base: 25
July 27, 1990 vs. Atlanta
Brooklyn: 20
Aug. 21, 1954 vs. Milwaukee
9-Inning Game: 18
June 23, 1986 vs. Atlanta
Most Grounded Into Double Plays: . . 5
May 24, 1973 vs. New York
Most Plate App. without a Walk:
. **81
Aug. 23, 1989 at Montreal
Largest Winning Margin: 20
May 24, 1892 vs. Washington
(Dodgers won 24-4)
Los Angeles: 19
June 28, 1969 vs. San Diego
(Dodgers won 19-0)
Largest Losing Margin: 21
June 8, 1940 vs. Cincinnati
(Dodgers lost 23-2)
Los Angeles: 19
May 5, 2001 at Chicago
(Dodgers lost 20-1)
Biggest Shutout Victory: 19-0
(June 28, 1969 at San Diego)
Biggest Shutout Loss: 18-0
(Aug. 8, 1965 at Cincinnati)

Club Fielding:
Most Putouts (Extra Innings): 78
May 1, 1920 at Boston
Most Assists (Extra Innings): 37
Aug 17, 1902 vs. St. Louis
Most Double Plays: 6
Aug 5, 1956 vs. St. Louis
Most Errors (Los Angeles): 7
Sept. 4, 1972 vs. Cincinnati
Sept. 13, 1992 vs. San Francisco
Sept. 1, 1995 vs. Montreal

Individual Pitching:
Most Innings Pitched: *26
Leon Cadore (May 1, 1920 at Boston)
Los Angeles: 13
Don Drysdale (May 22, 1959 vs. S.F.)
Sandy Koufax (May 28, 1960 at Chi.)
Most Strikeouts in an Inning: . . . *4
Pete Richert (April 12, 1962 vs. Cin.)
and Don Drysdale
(April 17, 1965 vs. Philadelphia)
Most Strikeouts in a Game
Los Angeles: 18
Sandy Koufax
(Aug. 31, 1959 vs. San Francisco and
April 24, 1962 at Chicago);
Ramon Martinez
(June 4, 1990 vs. Atlanta)
Brooklyn: 16
Nap Rucker (1909)
Strikeouts, First Major League Game:
. *15
Karl Spooner
(Sept. 22, 1954 vs. New York Giants)
3 Strikeouts on 9 Pitches - Inning:
D.C. Patty Ragan
(Oct. 5, 1914 vs. Boston Braves - 8th);
Dazzy Vance
(Sept. 14, 1924 vs. Cincinnati - 3rd);
Sandy Koufax (June 30, 1962 vs.
New York - 1st; April 18, 1964 at
Cincinnati - 3rd)
Todd Worrell

Aug. 12, 1995 vs. Pittsburgh - 9th)*
Most Wild Pitches: 5
Larry Cheney (July 9, 1918 at St. Louis)
Most Walks Allowed: 11
Harry McIntyre
(Aug. 9, 1906 vs. Chicago)
Sandy Burk
(Sept. 23, 1910 vs. St. Louis)
Van Lingle Mungo
(June 9, 1932 vs. Philadelphia)
Hal Gregg
(June 15, 1944 vs. New York - 15 inn.)
Most Hits Allowed: 23
Jeff Pfeffer
(June 1, 1919 vs. Philadelphia-19 inn.)
Most Home Runs Allowed: 6
Hollis Thurston (Aug. 13, 1932 at
New York)
Most Home Runs, Inning: 4
Ben Wade (May 28, 1954 at New
York- 8th inning)

Individual Batting:
Most At-Bats: 10
Leon Cadore
(May 1, 1920 at Boston, 26 innings)
Jimmy Johnston
(May 1, 1920 at Boston, 26 innings)
Bernie Neis
(May 1, 1920 at Boston, 26 innings)
Ivy Olson
(May 1, 1920 at Boston, 26 innings)
Chuck Ward
(May 1, 1920 at Boston, 26 innings)
John Shelby
(June 3, 1989 at Houston, 22 innings)
Most Runs Scored: *6
Shawn Green
(May 23, 2002 at Milwaukee)
Most Hits: 6
George Cutshaw
(Aug. 9, 1915 at Chicago)
Jack Fournier
(June 29, 1923 at Philadelphia)
John DeBerry
(June 23, 1929 vs. N.Y. Giants-14 inn.)
Walter Gilbert
(May 30, 1931 at New York Giants)
Cookie Lavagetto
(Sept. 23, 1939 at Philadelphia)
Willie Davis
(May 24, 1973 vs. New York-19 inn.)
Paul Lo Duca
(May 28, 2001 vs. Colorado - 11 inn)
Shawn Green
(May 23, 2002 at Milwaukee)

Most Hits, 1st Game in the Majors: . . 4
Casey Stengel
(Sept. 17, 1912 at Pittsburgh)
Most Singles: 6
Willie Davis
(May 24, 1973 vs. New York)
Most Doubles: 3
By many players: Last time:
Chad Kreuter
(June 30, 2001 at San Diego)
Most Triples: 3
Jimmy Sheppard
(April 18, 1901 vs. Philadelphia)
Most Triples in an Inning: 12
Bill Dahlen (Aug. 30, 1900-8th inning)
Most Home Runs: 4
Gil Hodges
(Aug. 31, 1950 vs. Boston Braves)

Shawn Green
(May 23, 2002 at Milwaukee)
Consecutive Home Runs: 3
Gene Hermanski
(Aug. 4, 1948 vs. Chicago)
Duke Snider
(May 30, 1950 at Cincinnati)
Roy Campanella
(Aug. 26, 1950 at Cincinnati)
Tom Brown
(Sept. 18, 1950 vs. Chicago)
Shawn Green
(May 23, 2002 at Milwaukee)
2 Homers, Right and Left-Handed:
James Russell
(July 26, 1950 vs. St. Louis)
Maury Wills
(May 30, 1962 at New York)
Jim Lefebvre
(May 7, 1966 at Cincinnati)
Wes Parker
(June 5, 1966 at New York)
Eddie Murray
(April 18, 1990 at San Francisco and
June 9, 1990 at San Diego)
Most Extra-Base Hits: *5
Steve Garvey
(Aug. 28, 1977 vs. St. Louis)
Shawn Green
(May 23, 2002 at Milwaukee)
Most Total Bases: 19
Shawn Green
(May 23, 2002 at Milwaukee)
Brooklyn 17
Gil Hodges
(Aug. 31, 1950 vs. Boston)
Most RBI: 9
Gil Hodges
(Aug. 31, 1950 vs. Boston Braves)
Los Angeles: 8
Ron Cey
(July 31, 1974 at San Diego)
Most RBI in an Inning: 5
Dusty Baker
(Sept. 13, 1977 vs. San Diego)
Most Stolen Bases: 5
Davey Lopes
(Aug. 24, 1974 vs. St. Louis)
Most Sacrifice Hits: 4
Jake Daubert
(Aug. 15, 1914 vs. Philadelphia)
Most Walks: 5
Gene Hermanski
(Sept. 22, 1949 vs. St. Louis)
Greg Brock
(May 17, 1983 at Montreal)
Most Strikeouts: 5
Bill Russell
(June 9, 1971 vs. Philadelphia)
Darryl Strawberry
(May 1, 1991 at Montreal)
Reached Base Safely in an Inning: . *3
Pee Wee Reese
(May 21, 1952 vs. Cincinnati)

HISTORY & RECORDS

BROOKLYN/LOS ANGELES SINGLE-GAME RECORDS (CONTINUED)

Individual Fielding:

Most Assists:

By an Infielder:	12
Jim Gilliam (July 21, 1956 vs. St. Louis)	
Monte Ward (June 10, 1892)	
By a Catcher:	7
Bill Bergen (Aug. 23, 1909 vs. St. Louis)	
By a Pitcher:	13
Leon Cadore (May 1, 1920 vs. Boston - 26 innings)	

Most Assists in an Inning:

By a Pitcher:	7
Steve Wilson (Aug. 25, 1992 vs. Pittsburgh)	
By a Catcher:	7
Bruce Edwards (Aug. 15, 1946 vs. N.Y. Giants, 4th Inn.)	

Most Chances:

By an Infielder:	16
Phil Lewis (July 20, 1905 vs. Cincinnati)	
By a Third Baseman:	13
Tony Cuccinello (July 12, 1934 vs. Cincinnati)	
By a First Baseman:	31
Ed Konetchy (May 1, 1920 vs. Boston - 26 Innings)	
Jake Daubert (May 6, 1910 vs. Boston)	22
By a Catcher:	24
Steve Yeager (Aug. 8, 1972 vs. Cincinnati - 19 Inn., NL record for an extra-inning game)	
By a Pitcher:	13
Leon Cadore (May 1, 1920 vs. Boston - 26 Innings)	
Elmer Stricklett (Sept. 11, 1906 vs. Philadelphia)	

Most Putouts:

Brooklyn:	30
Ed Konetchy (May 1, 1920 at Boston - 26 Innings)	
Los Angeles:	22
Steve Yeager (Aug. 8, 1972 vs. Cincinnati - 19 Inn.)	
Most Double Plays	75
Teddy Martinez (Aug. 21, 1977 at Chicago)	
Most Runners Caught Stealing	6
Bill Bergen (Aug. 23, 1909 vs. St. Louis)	
Most Errors:	75
Phillip Lewis (July 20, 1905 vs. Cincinnati)	
Most Errors, Inning:	3
Davey Lopes (June 2, 1973 vs. Montreal - 1st inn.)	
Jose Offerman (May 9, 1995 at San Diego - 4th inn.)	

BROOKLYN/LOS ANGELES CAREER TOP 10 - BATTING

Games:

Wheat, Zack	2,322
Russell, Bill	2,181
Reese, Pee Wee	2,166
Hodges, Gil	2,006
Gilliam, Jim	1,956
Davis, Willie	1,952
Snider, Duke	1,923
Furillo, Carl	1,806
Garvey, Steve	1,727
Karros, Eric	1,601

At-Bats:

Wheat, Zack	8,859
Reese, Pee Wee	8,058
Davis, Willie	7,495
Russell, Bill	7,318
Gilliam, Jim	7,119
Hodges, Gil	6,881
Snider, Duke	6,640
Garvey, Steve	6,543
Furillo, Carl	6,378
Wills, Maury	6,156

Runs:

Reese, Pee Wee	1,338
Wheat, Zack	1,255
Snider, Duke	1,199
Gilliam, Jim	1,163
Hodges, Gil	1,088
Davis, Willie	1,004
Robinson, Jackie	947
Furillo, Carl	895
Griffin, Mike	882
Wills, Maury	876

Hits:

Wheat, Zack	2,804
Reese, Pee Wee	2,170
Davis, Willie	2,091
Snider, Duke	1,995
Garvey, Steve	1,968
Russell, Bill	1,926
Furillo, Carl	1,910
Gilliam, Jim	1,889
Hodges, Gil	1,884
Wills, Maury	1,732

Doubles:

Wheat, Zack	464
Snider, Duke	343
Garvey, Steve	333
Reese, Pee Wee	330
Furillo, Carl	324
Davis, Willie	321
Gilliam, Jim	304
Karros, Eric	302
Hodges, Gil	294
Russell, Bill	293

Triples:

Wheat, Zack	171
Davis, Willie	110
Myers, Hy	97
Daubert, Jake	87
Snider, Duke	82
Hummel, John	82
Reese, Pee Wee	80
Sheckard, Jimmy	76
Daly, Tom	76
Johnston, Jimmy	73

Home Runs:

Snider, Duke	389
Hodges, Gil	361
Karros, Eric	270
Campanella, Roy	242
Cey, Ron	228
Garvey, Steve	211
Furillo, Carl	192
Piazza, Mike	177
Guerrero, Pedro	171
Mondesi, Raul	163

RBIs:

Snider, Duke	1,271
Hodges, Gil	1,254
Wheat, Zack	1,223
Furillo, Carl	1,058
Garvey, Steve	992
Karros, Eric	976
Reese, Pee Wee	885
Campanella, Roy	856
Davis, Willie	849
Cey, Ron	842

Total Bases:

Wheat, Zack	4,003
Snider, Duke	3,669
Hodges, Gil	3,357
Davis, Willie	3,094
Reese, Pee Wee	3,038
Garvey, Steve	3,004
Furillo, Carl	2,922
Karros, Eric	2,740
Gilliam, Jim	2,530
Russell, Bill	2,471

Extra-Base Hits:

Snider, Duke	814
Wheat, Zack	766
Hodges, Gil	703
Davis, Willie	585
Karros, Eric	582
Garvey, Steve	579
Furillo, Carl	572
Reese, Pee Wee	536
Cey, Ron	469
Robinson, Jackie	464

Batting Avg. (1,800+ AB):

Keeler, "Wee" Willie360
Herman, Babe339
Fournier, Jack337
Piazza, Mike331
Wheat, Zack317
Phelps, Babe315
Mota, Manny315
Jones, Fielder313
Sheffield, Gary312
Robinson, Jackie311
Walker, Dixie311

Stolen Bases:

Wills, Maury	490
Lopes, Davey	418
Davis, Willie	335
Daly, Tom	298
Sax, Steve	290
Griffin, Mike	264
Reese, Pee Wee	232
Sheckard, Jimmy	212
Gilliam, Jim	203
Wheat, Zack	203

Walks:

Reese, Pee Wee	1,210
Gilliam, Jim	1,036
Hodges, Gil	925
Snider, Duke	893
Cey, Ron	765
Robinson, Jackie	740
Wheat, Zack	632
Lopes, Davey	603
Camilli, Dolph	584
Scioscia, Mike	567

Slugging Pct. (1,800+ AB):

Sheffield, Gary573
Piazza, Mike572
Herman, Babe557
Snider, Duke553
Fournier, Jack552
Guerrero, Pedro512
Mondesi, Raul508
Campanella, Roy500
Camilli, Dolph497
Howard, Frank495

Pitch-Hits:

Hansen, Dave	109
Mota, Manny	106
Gwynn, Chris	52
Snider, Duke	43
Webster, Mitch	43
Sharperson, Mike	39
Hatcher, Mickey	38
Monday, Rick	34
Shuba, George	33
Gabrielson, Len	33
Lacy, Lee	33



BROOKLYN/LOS ANGELES CAREER TOP 10 - PITCHING

Wins:

Sutton, Don	233
Drysdale, Don	209
Vance, Dazzy	190
Kennedy, Brickyard	174
Koufax, Sandy	165
Grimes, Burleigh	158
Osteen, Claude	147
Valenzuela, Fernando	141
Podres, Johnny	136
Hershiser, Orel	135

Losses:

Sutton, Don	181
Drysdale, Don	166
Kennedy, Brickyard	150
Rucker, Nap	134
Vance, Dazzy	131
Osteen, Claude	126
Grimes, Burleigh	121
Valenzuela, F.	116
Hershiser, Orel	107
Podres, Johnny	104

Games:

Sutton, Don	550
Drysdale, Don	518
Brewer, Jim	474
Perranoski, Ron	457
Labine, Clem	425
Hough, Charlie	401
Koufax, Sandy	397
Kennedy, Brickyard	381
Vance, Dazzy	378
Podres, Johnny	366

Games Started:

Sutton, Don	533
Drysdale, Don	465
Osteen, Claude	335
Kennedy, Brickyard	332
Vance, Dazzy	326
Valenzuela, F.	320
Koufax, Sandy	314
Podres, Johnny	310
Hershiser, Orel	309
Grimes, Burleigh	285

Strikeouts:

Sutton, Don	2,696
Drysdale, Don	2,486
Koufax, Sandy	2,396
Vance, Dazzy	1,918
Valenzuela, F.	1,759
Hershiser, Orel	1,456
Podres, Johnny	1,331
Martinez, Ramon	1,312
Welch, Bob	1,292
Rucker, Nap	1,217

Saves:

Shaw, Jeff	129
Worrell, Todd	127
Brewer, Jim	125
Perranoski, Ron	101
Howell, Jay	85
Labine, Clem	83
Niedenfuhr, Tom	64
Hough, Charlie	60
Howe, Steve	59
Gagne, Eric	52

Complete Games:

Kennedy, Brickyard	279
Vance, Dazzy	212
Grimes, Burleigh	205
Rucker, Nap	186
Drysdale, Don	167
Pfeffer, Jeff	157
Sutton, Don	156
Koufax, Sandy	137
Stein, Ed	136
McIntyre, Harry	119

Innings Pitched:

Sutton, Don	3,814.0
Drysdale, Don	3,432.1
Kennedy, Brickyard	2,857.0
Vance, Dazzy	2,758.0
Grimes, Burleigh	2,425.2
Osteen, Claude	2,397.1
Rucker, Nap	2,375.1
Valenzuela, F.	2,348.2
Koufax, Sandy	2,324.1
Hershiser, Orel	2,180.2

Hits:

Sutton, Don	3,291
Kennedy, Brickyard	3,102
Drysdale, Don	3,084
Vance, Dazzy	2,579
Grimes, Burleigh	2,547
Osteen, Claude	2,350
Valenzuela, F.	2,099
Rucker, Nap	2,089
Podres, Johnny	2,009
Hershiser, Orel	1,976

Walks:

Kennedy, Brickyard	1,128
Sutton, Don	996
Valenzuela, F.	915
Drysdale, Don	855
Koufax, Sandy	817
Vance, Dazzy	764
Grimes, Burleigh	744
Martinez, Ramon	704
Rucker, Nap	701
Mungo, Van Lingle	697

Shutouts:

Sutton, Don	52
Drysdale, Don	49
Koufax, Sandy	40
Rucker, Nap	38
Osteen, Claude	34
Vance, Dazzy	30
Valenzuela, F.	29
Pfeffer, Jeff	25
Hershiser, Orel	24
Podres, Johnny	23
Welch, Bob	23

ERA (1,100+ Innings):

Pfeffer, Jeff	2.31
Rucker, Nap	2.42
Koufax, Sandy	2.76
Smith, Sherry	2.91
Drysdale, Don	2.95
Scanlan, Doc	2.96
John, Tommy	2.98
Hershiser, Orel	3.00
Singer, Bill	3.03
Osteen, Claude	3.09

LOS ANGELES CAREER TOP 10 - BATTING

Games:

Russell, Bill	2,181
Davis, Willie	1,952
Garvey, Steve	1,727
Karros, Eric	1,601
Wills, Maury	1,593
Cey, Ron	1,481
Scioscia, Mike	1,441
Fairly, Ron	1,306
Parker, Wes	1,288
Roseboro, John	1,254

At-Bats:

Davis, Willie	7,495
Russell, Bill	7,318
Garvey, Steve	6,543
Wills, Maury	6,156
Karros, Eric	6,002
Cey, Ron	5,216
Lopes, Davey	4,590
Scioscia, Mike	4,373
Sax, Steve	4,312
Gilliam, Jim	4,158

Runs:

Davis, Willie	1,004
Wills, Maury	876
Garvey, Steve	852
Russell, Bill	796
Lopes, Davey	759
Karros, Eric	752
Cey, Ron	715
Gilliam, Jim	630
Sax, Steve	574
Guerrero, Pedro	561

Hits:

Davis, Willie	2,091
Garvey, Steve	1,968
Russell, Bill	1,926
Wills, Maury	1,732
Karros, Eric	1,608
Cey, Ron	1,378
Sax, Steve	1,218
Lopes, Davey	1,204
Baker, Dusty	1,144
Scioscia, Mike	1,131

Doubles:

Garvey, Steve	333
Davis, Willie	321
Karros, Eric	302
Russell, Bill	293
Cey, Ron	223
Scioscia, Mike	198
Parker, Wes	194
Mondesi, Raul	190
Baker, Dusty	179
Gilliam, Jim	176

Triples:

Davis, Willie	110
Russell, Bill	57
Wills, Maury	56
Roseboro, John	44
Butler, Brett	41
Lopes, Davey	39
Mondesi, Raul	37
Garvey, Steve	35
Parker, Wes	32
Crawford, Willie	29

Home Runs:

Karros, Eric	270
Cey, Ron	228
Garvey, Steve	211
Piazza, Mike	177
Guerrero, Pedro	171
Mondesi, Raul	163
Davis, Willie	154
Baker, Dusty	144
Marshall, Mike	137
Howard, Frank	123

RBI:

Garvey, Steve	992
Karros, Eric	976
Davis, Willie	849
Cey, Ron	842
Russell, Bill	627
Baker, Dusty	586
Guerrero, Pedro	585
Piazza, Mike	563
Fairly, Ron	541
Mondesi, Raul	518

Total Bases:

Davis, Willie	3,094
Garvey, Steve	3,004
Karros, Eric	2,740
Russell, Bill	2,471
Cey, Ron	2,321
Wills, Maury	2,045
Guerrero, Pedro	1,843
Baker, Dusty	1,779
Lopes, Davey	1,744
Parker, Wes	1,560

Extra-Base Hits:

Davis, Willie	585
Karros, Eric	582
Garvey, Steve	579
Cey, Ron	469
Russell, Bill	396
Mondesi, Raul	390
Guerrero, Pedro	364
Baker, Dusty	335
Lopes, Davey	303
Marshall, Mike	298

Batting Avg. (1,800+ AB):

Piazza, Mike	.331
Mota, Manny	.315
Sheffield, Gary	.312
Guerrero, Pedro	.309
Davis, Tommy	.304
Garvey, Steve	.301
Butler, Brett	.298
Buckner, Bill	.289
Mondesi, Raul	.288
Moon, Wally	.286

Stolen Bases:

Wills, Maury	490
Lopes, Davey	418
Davis, Willie	335
Sax, Steve	290
Butler, Brett	179
Russell, Bill	167
Mondesi, Raul	140
Landreaux, Ken	119
DeShields, Delino	114
Gilliam, Jim	112

LOS ANGELES CAREER TOP 10 – BATTING (CONTINUED)

Walks:

Cey, Ron	765
Gilliam, Jim	631
Lopes, Davey	603
Scioscia, Mike	567
Parker, Wes	532
Fairly, Ron	522
Karros, Eric	517
Russell, Bill	483
Wills, Maury	456
Roseboro, John	444

Slugging Pct. (1,800+AB):

Sheffield, Gary573
Piazza, Mike572
Guerrero, Pedro512
Mondesi, Raul504
Howard, Frank495
Karros, Eric468
Garvey, Steve459
Marshall, Mike449
Cey, Ron445
Davis, Tommy441

Pinch-Hits:

Hansen, Dave	109
Mota, Manny	106
Gwynn, Chris	52
Webster, Mitch	43
Sharperson, Mike	39
Hatcher, Mickey	38
Monday, Rick	34
Gabrielson, Len	33
Lacy, Lee	33
Crawford, Willie	31

LOS ANGELES CAREER TOP 10 – PITCHING

Wins:

Sutton, Don	233
Drysdale, Don	187
Koufax, Sandy	156
Osteen, Claude	147
Valenzuela, F	141
Hershiser, Orel	135
Martinez, Ramon	123
Welch, Bob	115
Hooton, Burt	112
Podres, Johnny	95

Losses:

Sutton, Don	181
Drysdale, Don	152
Osteen, Claude	126
Valenzuela, F	116
Hershiser, Orel	107
Welch, Bob	86
Hooton, Burt	84
Koufax, Sandy	77
Martinez, Ramon	77
Singer, Bill	76

Games:

Sutton, Don	550
Brewer, Jim	474
Drysdale, Don	459
Perranoski, Ron	457
Hough, Charlie	401
Hershiser, Orel	353
Osteen, Claude	339
Koufax, Sandy	335
Valenzuela, F	331
Hooton, Burt	322

Games Started:

Sutton, Don	533
Drysdale, Don	424
Osteen, Claude	335
Valenzuela, F	320
Hershiser, Orel	309
Koufax, Sandy	286
Welch, Bob	267
Hooton, Burt	265
Martinez, Ramon	262
Podres, Johnny	220

Strikeouts:

Sutton, Don	2,696
Drysdale, Don	2,283
Koufax, Sandy	2,214
Valenzuela, F	1,759
Hershiser, Orel	1,456
Martinez, Ramon	1,312
Welch, Bob	1,292
Osteen, Claude	1,162
Park, Chan Ho	1,098
Hooton, Burt	1,042

Saves:

Shaw, Jeff	129
Worrell, Todd	127
Brewer, Jim	125
Perranoski, Ron	101
Howell, Jay	85
Niedenfuhr, Tom	64
Hough, Charlie	60
Howe, Steve	59
Gagne, Eric	52
Marshall, Mike	42

Complete Games:

Drysdale, Don	156
Sutton, Don	156
Koufax, Sandy	133
Valenzuela, F	107
Osteen, Claude	100
Hershiser, Orel	65
Hooton, Burt	61
Singer, Bill	52
Podres, Johnny	50
Welch, Bob	47

Innings Pitched:

Sutton, Don	3,814.0
Drysdale, Don	3,112.1
Osteen, Claude	2,397.1
Valenzuela, F	2,348.2
Hershiser, Orel	2,180.2
Koufax, Sandy	2,119.2
Hooton, Burt	1,861.0
Welch, Bob	1,820.2
Martinez, Ramon	1,731.2
Reuss, Jerry	1,407.2

Hits:

Sutton, Don	3,291
Drysdale, Don	2,792
Osteen, Claude	2,350
Valenzuela, F	2,099
Hershiser, Orel	1,976
Hooton, Burt	1,659
Welch, Bob	1,631
Koufax, Sandy	1,572
Martinez, Ramon	1,518
Podres, Johnny	1,408

Walks:

Sutton, Don	996
Valenzuela, F	915
Drysdale, Don	763
Koufax, Sandy	709
Martinez, Ramon	704
Hershiser, Orel	667
Osteen, Claude	568
Welch, Bob	565
Park, Chan Ho	560
Hooton, Burt	540

Shutouts:

Sutton, Don	52
Drysdale, Don	45
Koufax, Sandy	38
Osteen, Claude	34
Valenzuela, F	29
Hershiser, Orel	24
Welch, Bob	23
Hooton, Burt	22
Martinez, Ramon	20
Singer, Bill	18

ERA (900+ Innings):

Koufax, Sandy	2.64
John, Tommy	2.97
Drysdale, Don	2.98
Singer, Bill	3.03
Osteen, Claude	3.09
Sutton, Don	3.09
Reuss, Jerry	3.11
Hershiser, Orel	3.12
Hooton, Burt	3.14
Welch, Bob	3.14

LOGE LEVEL HOME RUNS AT DODGER STADIUM

Only 11 players have hit home runs that have landed in the Loge Level (second deck) at Dodger Stadium:

Player	Team	Date
Frank Howard	Dodgers vs. New York Yankees	Oct. 6, 1963 (World Series)
Dave Kingman	New York Mets	June 4, 1976
Dave Parker	Cincinnati	June 6, 1984
Nick Esasky	Cincinnati	Sept. 17, 1987 (Game 1)
Raul Mondesi	Dodgers vs. Florida	April 12, 1996
Carl Everett	Houston	May 20, 1999
Wiki Gonzalez	San Diego	Sept. 25, 1999
Eddie Taubensee	Cincinnati	April 15, 2000
Todd Hundley	Dodgers vs. Chicago Cubs	Aug. 9, 2000
Hiram Bocachica	Dodgers vs. Arizona	June 19, 2001
Barry Bonds	San Francisco	April 2, 2002

BROOKLYN/LOS ANGELES SINGLE-SEASON TOP 10 - BATTING

At-Bats:

1. Wills, Maury	695 (1962)
2. Furillo, Carl	667 (1951)
3. Davis, Tommy	665 (1962)
4. Garvey, Steve	659 (1975)
5. Garvey, Steve	658 (1980)
6. Olson, Ivy	652 (1921)
7. Wills, Maury	650 (1965)
8. Garvey, Steve	648 (1979)
9. Garvey, Steve	646 (1977)
10. Davis, Willie	643 (1968)

Runs:

1. Collins, Hub	148 (1890)
2. Herman, Babe	143 (1930)
3. Griffin, Mike	140 (1895)
Keeler, "Wee" Willie	140 (1899)
5. Griffin, Mike	136 (1897)
6. Daly, Tom	135 (1894)
7. Jones, Fielder	134 (1897)
8. Reese, Pee Wee	132 (1949)
Snider, Duke	132 (1953)
10. Wills, Maury	130 (1962)

Hits:

1. Herman, Babe	241 (1930)
2. Davis, Tommy	230 (1962)
3. Wheat, Zack	221 (1925)
4. O'Doul, Lefty	219 (1932)
5. Herman, Babe	217 (1929)
6. Keeler, "Wee" Willie	215 (1899)
7. Wheat, Zack	212 (1924)
8. Garvey, Steve	210 (1975)
Sax, Steve	210 (1986)
10. Keeler, "Wee" Willie	209 (1901)

Batting Average:

(3.1 plate appearances per team game)

1. Herman, Babe393 (1930)
2. Herman, Babe381 (1929)
3. Keeler, "Wee" Willie377 (1899)
4. Wheat, Zack375 (1924)
5. Keeler, "Wee" Willie368 (1900)
O'Doul, Lefty368 (1932)
7. Piazza, Mike362 (1997)
8. Burns, Oyster361 (1894)
9. Wheat, Zack359 (1925)
10. Walker, Dixie357 (1944)

Singles:

1. Keeler, "Wee" Willie	187 (1899)
2. Keeler, "Wee" Willie	179 (1900)
Wills, Maury	179 (1962)
4. Keeler, "Wee" Willie	176 (1901)
5. Davis, Willie	167 (1962)
6. Wills, Maury	165 (1965)
7. Stock, Milt	164 (1925)
8. Keeler, "Wee" Willie	163 (1902)
9. Butler, Brett	162 (1991)
10. Myers, Hy	161 (1922)

Doubles:

1. Frederick, John	52 (1929)
2. Herman, Babe	48 (1930)
3. Parker, Wes	47 (1970)
4. Frederick, John	44 (1930)
Green, Shawn	44 (2000)
6. Herman, Babe	43 (1931)
Galan, Augie	43 (1944)
Sax, Steve	43 (1986)
9. Mondesi, Raul	42 (1997)
Wheat, Zack	42 (1925)
Herman, Babe	42 (1929)
Walker, Dixie	42 (1945)

Triples:

1. Treadway, George	26 (1894)
2. Myers, Hy	22 (1920)
3. Brouthers, Dan	20 (1892)
Corcoran, Tom	20 (1894)
5. Sheckard, Jimmy	19 (1901)
6. Burns, Oyster	18 (1892)
Lumley, Harry	18 (1904)
8. Kelley, Joe	17 (1900)
9. Garvey, Steve	17 (1941)
Gilliam, Jim	17 (1953)

Home Runs:

1. Green, Shawn	49 (2001)
2. Snider, Duke	43 (1956)
Sheffield, Gary	43 (2000)
4. Snider, Duke	42 (1953)
Hodges, Gil	42 (1954)
Snider, Duke	42 (1955)
Green, Shawn	42 (2002)
8. Campanella, Roy	41 (1953)
9. Piazza, Mike	40 (1997)
Hodges, Gil	40 (1951)
Snider, Duke	40 (1954)
Snider, Duke	40 (1957)

RBI:

1. Davis, Tommy	153 (1962)
2. Campanella, Roy	142 (1953)
3. Snider, Duke	136 (1955)
4. Fournier, Jack	130 (1925)
Herman, Babe	130 (1930)
Hodges, Gil	130 (1954)
Snider, Duke	130 (1954)
8. Burns, Oyster	128 (1890)
9. Wright, Glenn	126 (1930)
Snider, Duke	126 (1953)

Total Bases:

1. Herman, Babe	416 (1930)
2. Snider, Duke	378 (1954)
3. Snider, Duke	370 (1953)
Green, Shawn	370 (2001)
5. Davis, Tommy	356 (1962)
6. Piazza, Mike	355 (1997)
7. Herman, Babe	348 (1929)
8. Snider, Duke	343 (1950)
9. Frederick, John	342 (1929)
10. Snider, Duke	338 (1955)

Stolen Bases:

1. Wills, Maury	104 (1962)
2. Wills, Maury	94 (1965)
3. Ward, Monte	88 (1892)
4. Collins, Hub	85 (1890)
5. Lopes, Davey	77 (1975)
6. Sheckard, Jimmy	67 (1903)
7. Lopes, Davey	63 (1976)
8. Lopes, Davey	59 (1974)
9. Ward, Monte	57 (1891)
10. Sax, Steve	56 (1983)

Walks:

1. Stanky, Eddie	148 (1945)
2. Stanky, Eddie	137 (1946)
3. Camilli, Dolph	119 (1938)
4. Reese, Pee Wee	116 (1949)
5. Galan, Augie	114 (1945)
6. Camilli, Dolph	110 (1939)
Wynn, Jimmy	110 (1975)
8. Butler, Brett	108 (1991)
Wynn, Jimmy	108 (1974)
10. Hodges, Gil	107 (1952)

Slugging Average:

1. Herman, Babe678 (1930)
2. Snider, Duke647 (1954)
3. Sheffield, Gary643 (2000)
4. Piazza, Mike638 (1997)
5. Snider, Duke628 (1955)
6. Snider, Duke627 (1953)
7. Herman, Babe612 (1929)
8. Campanella, Roy611 (1953)
9. Piazza, Mike606 (1995)
10. Snider, Duke598 (1956)
Green, Shawn598 (2001)

On-Base Percentage:

1. Herman, Babe455 (1930)
2. Fournier, Jack440 (1952)
3. Robinson, Jackie438 (1949)
Moon, Wally438 (1960)
Sheffield, Gary438 (2000)
6. Herman, Babe436 (1929)
Stanky, Eddie436 (1946)
Robinson, Jackie436 (1951)
9. Walker, Dixie434 (1944)
10. Smith, Reggie432 (1977)

Extra-Base Hits:

1. Herman, Babe	94 (1930)
2. Snider, Duke	89 (1954)
3. Snider, Duke	84 (1953)
Green, Shawn	84 (2001)
5. Frederick, John	82 (1929)
Snider, Duke	82 (1955)
7. Snider, Duke	78 (1956)
8. Mondesi, Raul	77 (1997)
Herman, Babe	77 (1931)
10. Herman, Babe	76 (1929)

Pinch-Hits:

1. Hansen, Dave	18 (1993)
2. Webster, Mitch	17 (1992)
3. Gautreaux, Sid	16 (1936)
4. Mota, Manny	15 (1974)
Goodson, Ed	15 (1976)
Mota, Manny	15 (1979)
Hansen, Dave	15 (2000)
8. Mota, Manny	14 (1977)
Whitfield, Terry	14 (1985)
Hatcher, Mickey	14 (1990)

BROOKLYN/LOS ANGELES SINGLE-SEASON TOP 10 – PITCHING

Games:

1. Marshall, Mike 106 (1974)
2. Quantrill, Paul 86 (2002)
3. Hough, Charlie 77 (1976)
- Shaw, Jeff 77 (2001)
- Gagne, Eric 77 (2002)
6. Radinsky, Scott 75 (1997)
- Herges, Matt 75 (2001)
8. Miller, Bob 74 (1964)
9. Osuna, Antonio 73 (1996)
10. Worrell, Todd 72 (1996)
- Perranoski, Ron 72 (1964)

Games Started:

1. Terry, Bill 44 (1890)
- Haddock, George 44 (1892)
- Kennedy, Brickyard 44 (1893)
4. Lovett, Tom 43 (1891)
5. Stein, Ed. 42 (1892)
- Drysdale, Don 42 (1963)
- Drysdale, Don 42 (1965)
8. 9 tied with 41

Complete Games:

1. Kennedy, Brickyard 40 (1893)
2. Lovett, Tom 39 (1890)
- Lovett, Tom 39 (1891)
- Haddock, George 39 (1892)
5. Terry, Bill 38 (1890)
- Stein, Ed. 38 (1892)
- Stein, Ed. 38 (1894)
- Kennedy, Brickyard 38 (1898)
- Jones, Oscar 38 (1904)
10. 2 tied with 36

Innings:

1. Kennedy, Brickyard 382.2 (1893)
2. Haddock, George 381.1 (1892)
3. Stein, Ed. 377.1 (1892)
4. Jones, Oscar 377.0 (1904)
5. Lovett, Tom 372.0 (1890)
6. Terry, Bill 370.0 (1890)
7. Lovett, Tom 365.2 (1891)
8. Kennedy, Brickyard 360.2 (1894)
9. Stein, Ed. 359.0 (1894)
10. Donovan, Bill 351.0 (1901)

Wins:

1. Lovett, Tom 30 (1890)
2. Haddock, George 29 (1892)
- McGinnity, Joe 29 (1900)
4. Hughes, Jim 28 (1899)
- Vance, Dazzy 28 (1924)
6. Stein, Ed. 27 (1892)
- Stein, Ed. 27 (1894)
- Newcombe, Don. 27 (1956)
- Koufax, Sandy 27 (1966)
10. Terry, Bill. 26 (1900)
- Sandy Koufax 26 (1965)

Won – Lost Percentage (Min. 15 Dec.):

1. Regan, Phil.933 (14-1) 1966
2. Fitzsimmons, Fred . .889 (16-2) 1940
3. Roe, Preacher . . .880 (22-3) 1951
4. Hershiser, Orel . .864 (19-3) 1985
5. Perranoski, Ron . .842 (16-3) 1963
6. Koufax, Sandy . . .833 (25-5) 1963
7. Hughes, Jim824 (28-6) 1899
- Vance, Dazzy824 (28-6) 1924
9. John, Tommy. . . .813 (13-3) 1974
10. Newcombe, Don. .800 (20-5) 1955
- Rhoden, Rick. . . .800 (12-3) 1976

Strikeouts:

1. Koufax, Sandy 382 (1965)
2. Koufax, Sandy 317 (1966)
3. Koufax, Sandy 306 (1963)
4. Koufax, Sandy 269 (1961)
5. Vance, Dazzy 262 (1924)
6. Drysdale, Don. 251 (1963)
7. Singer, Bill. 247 (1969)
8. Drysdale, Don 246 (1960)
9. Drysdale, Don 242 (1959)
- Valenzuela, Fernando. . . . 242 (1986)

ERA (Min. 1.0 IP per Team Game):

1. Marquard, Rube 1.58 (1916)
2. Garvin, Ned. 1.68 (1904)
3. Koufax, Sandy 1.73 (1966)
4. Koufax, Sandy 1.74 (1964)
5. Wilhelm, Kaiser 1.87 (1908)
6. Koufax, Sandy 1.88 (1963)
7. Pfeffer, Jeff. 1.91 (1916)
8. Cheney, Larry 1.92 (1916)
9. Pfeffer, Jeff. 1.97 (1914)
10. Hershiser, Orel. 2.03 (1985)

Shutouts:

1. Koufax, Sandy 11 (1963)
2. Sutton, Don 9 (1972)
3. Koufax, Sandy 8 (1965)
- Drysdale, Don 8 (1968)
- Valenzuela, Fernando 8 (1981)
- Hershiser, Orel. 8 (1988)
- Belcher, Tim 8 (1989)
8. 5 tied with 7

Saves:

1. Gagne, Eric 52 (2002)
2. Worrell, Todd 44 (1996)
3. Shaw, Jeff 43 (2001)
4. Worrell, Todd 35 (1997)
5. Shaw, Jeff 34 (1999)
6. Worrell, Todd 32 (1995)
7. Howell, Jay 28 (1989)
8. Shaw, Jeff 27 (2000)
9. Shaw, Jeff 25 (1998)
- Gott, Jim 25 (1993)



On June 23, 1973, (left to right), Ron Cey, Bill Russell, Davey Lopes and Steve Garvey played together in the Dodger infield for the first time. They proceeded to perform as the Dodgers' regular infield quartet for eight-plus seasons, the longest stint in Major League history.

LOS ANGELES SINGLE-SEASON TOP 10 - BATTING

At-Bats:

1. Wills, Maury	.695	(1962)
2. Davis, Tommy	.665	(1962)
3. Garvey, Steve	.659	(1975)
4. Garvey, Steve	.658	(1980)
5. Wills, Maury	.650	(1965)
6. Garvey, Steve	.648	(1979)
7. Garvey, Steve	.646	(1977)
8. Davis, Willie	.643	(1968)
9. Garvey, Steve	.642	(1974)
Buckner, Bill	.642	(1976)

Runs:

1. Wills, Maury	.130	(1962)
2. Green, Shawn	.124	(2001)
3. Davis, Tommy	.120	(1962)
4. Butler, Brett	.112	(1991)
5. Green, Shawn	.110	(2002)
6. Lopes, Davey	.109	(1979)
7. Lopes, Davey	.108	(1975)
8. Gibson, Kirk	.106	(1988)
9. Wills, Maury	.105	(1961)
Sheffield, Gary	.105	(2000)

Hits:

1. Davis, Tommy	.230	(1962)
2. Garvey, Steve	.210	(1975)
Sax, Steve	.210	(1986)
4. Wills, Maury	.208	(1962)
5. Garvey, Steve	.204	(1979)
6. Garvey, Steve	.202	(1978)
7. Piazza, Mike	.201	(1997)
8. Garvey, Steve	.200	(1974)
Garvey, Steve	.200	(1976)
Garvey, Steve	.200	(1980)

Batting Average:

1. Piazza, Mike	.362	(1997)
2. Piazza, Mike	.346	(1995)
Davis, Tommy	.346	(1962)
4. Guerrero, Pedro	.338	(1987)
5. Piazza, Mike	.336	(1996)
6. Sax, Steve	.332	(1986)
7. Murray, Eddie	.330	(1990)
8. Moon, Wally	.328	(1961)
9. Davis, Tommy	.326	(1963)
Grudzielanek, Mark	.326	(1999)

Singles:

1. Wills, Maury	.179	(1962)
2. Davis, Willie	.167	(1962)
3. Wills, Maury	.165	(1965)
4. Butler, Brett	.162	(1991)
5. Sax, Steve	.157	(1986)
6. Buckner, Bill	.154	(1976)
7. Wills, Maury	.151	(1964)
8. Wills, Maury	.150	(1961)
9. Butler, Brett	.149	(1993)
Wills, Maury	.149	(1971)

Doubles:

1. Parker, Wes	.47	(1970)
2. Green, Shawn	.44	(2000)
3. Sax, Steve	.43	(1986)
4. Mondesi, Raul	.42	(1997)
5. Mondesi, Raul	.40	(1996)
Karros, Eric	.40	(1999)
7. Garvey, Steve	.38	(1975)
Lo Duca, Paul	.38	(2002)
9. Garvey, Steve	.37	(1976)
10. Garvey, Steve	.36	(1978)

Triples:

1. Davis, Willie	.16	(1970)
2. Butler, Brett	.11	(1992)
Moon, Wally	.11	(1959)
Neal, Charlie	.11	(1959)
5. Butler, Brett	.10	(1993)
Wills, Maury	.10	(1961)
Davis, Willie	.10	(1962)
Wills, Maury	.10	(1962)
Davis, Willie	.10	(1968)
Davis, Willie	.10	(1971)

Home Runs:

1. Green, Shawn	.49	(2001)
2. Sheffield, Gary	.43	(2000)
3. Green, Shawn	.42	(2002)
4. Piazza, Mike	.40	(1997)
5. Piazza, Mike	.36	(1996)
Sheffield, Gary	.36	(2001)
7. Piazza, Mike	.35	(1993)
8. Karros, Eric	.34	(1996)
Karros, Eric	.34	(1999)
Sheffield, Gary	.34	(1999)

RBI:

1. Davis, Tommy	.153	(1962)
2. Green, Shawn	.125	(2001)
3. Piazza, Mike	.124	(1997)
4. Howard, Frank	.119	(1962)
5. Garvey, Steve	.115	(1977)
6. Garvey, Steve	.113	(1978)
7. Piazza, Mike	.112	(1993)
Karros, Eric	.112	(1999)
9. Karros, Eric	.111	(1996)
Parker, Wes	.111	(1970)
Garvey, Steve	.111	(1974)
Green, Shawn	.111	(2002)

Total Bases:

1. Green, Shawn	.370	(2001)
2. Davis, Tommy	.356	(1962)
3. Piazza, Mike	.355	(1997)
4. Mondesi, Raul	.333	(1997)
5. Green, Shawn	.325	(2002)
6. Garvey, Steve	.322	(1977)
Garvey, Steve	.322	(1979)
Sheffield, Gary	.322	(2000)
9. Garvey, Steve	.319	(1978)
10. Karros, Eric	.318	(1999)

Stolen Bases:

1. Wills, Maury	.104	(1962)
2. Wills, Maury	.094	(1965)
3. Lopes, Davey	.077	(1975)
4. Lopes, Davey	.063	(1976)
5. Lopes, Davey	.059	(1974)
6. Sax, Steve	.056	(1983)
7. Wills, Maury	.053	(1964)
8. Young, Eric	.051	(1999)
9. Wills, Maury	.050	(1960)
10. Sax, Steve	.049	(1982)

Walks:

1. Wynn, Jimmy	.110	(1975)
2. Butler, Brett	.108	(1991)
Wynn, Jimmy	.108	(1974)
4. Smith, Reggie	.104	(1977)
Sheffield, Gary	.104	(1999)
6. Sheffield, Gary	.101	(2000)
7. Lopes, Davey	.097	(1979)
8. Gilliam, Jim	.096	(1959)
Gilliam, Jim	.096	(1960)
Cey, Ron	.096	(1978)

Slugging Percentage:

1. Sheffield, Gary	.643	(2000)
2. Piazza, Mike	.638	(1997)
3. Piazza, Mike	.606	(1995)
4. Green, Shawn	.598	(2001)
5. Sheffield, Gary	.583	(2001)
6. Guerrero, Pedro	.577	(1985)
7. Smith, Reggie	.576	(1977)
8. Piazza, Mike	.563	(1996)
9. Piazza, Mike	.561	(1993)
10. Howard, Frank	.560	(1962)

On-Base Percentage:

1. Moon, Wally	.438	(1960)
Sheffield, Gary	.438	(2000)
3. Smith, Reggie	.432	(1977)
4. Piazza, Mike	.431	(1997)
5. Guerrero, Pedro	.425	(1985)
6. Piazza, Mike	.422	(1996)
7. Guerrero, Pedro	.421	(1987)
8. Sheffield, Gary	.417	(2001)
9. Murray, Eddie	.414	(1990)
10. Butler, Brett	.413	(1992)

Extra-Base Hits:

1. Green, Shawn	.84	(2001)
2. Mondesi, Raul	.77	(1997)
3. Karros, Eric	.74	(1999)
Green, Shawn	.74	(2002)
5. Piazza, Mike	.73	(1997)
6. Green, Shawn	.72	(2000)
7. Mondesi, Raul	.71	(1996)
8. Mondesi, Raul	.67	(1999)
9. Garvey, Steve	.66	(1978)
Guerrero, Pedro	.66	(1983)

Pinch-Hits:

1. Hansen, Dave	.18	(1993)
2. Webster, Mitch	.17	(1992)
3. Mota, Manny	.15	(1974)
Goodson, Ed	.15	(1976)
Mota, Manny	.15	(1979)
Hansen, Dave	.15	(2000)
7. Mota, Manny	.14	(1977)
Whitfield, Terry	.14	(1985)
Hatcher, Mickey	.14	(1990)
10. 8 tied with 13		

LOS ANGELES SINGLE-SEASON TOP 10 - PITCHING

Games:

1. Marshall, Mike106 (1974)
2. Quantrill, Paul86 (2002)
3. Hough, Charlie77 (1976)
- Shaw, Jeff77 (2001)
- Gagne, Eric77 (2002)
6. Radinsky, Scott75 (1997)
- Herges, Matt75 (2001)
8. Miller, Bob74 (1964)
9. Osuna, Antonio73 (1996)
10. Worrell, Todd72 (1996)
- Perranoski, Ron72 (1964)

Games Started:

1. Drysdale, Don42 (1963)
- Drysdale, Don42 (1965)
3. Drysdale, Don41 (1962)
- Koufax, Sandy41 (1965)
- Koufax, Sandy41 (1966)
- Osteen, Claude41 (1969)
- Sutton, Don41 (1969)
8. 8 tied with 40

Complete Games:

1. Koufax, Sandy27 (1965)
- Koufax, Sandy27 (1966)
3. Drysdale, Don21 (1964)
4. Koufax, Sandy20 (1963)
- Drysdale, Don20 (1965)
- Valenzuela, Fernando20 (1986)
7. Drysdale, Don19 (1962)
- Messersmith, Andy19 (1975)
9. Sutton, Don18 (1972)
- Valenzuela, Fernando18 (1982)

Innings:

1. Koufax, Sandy335.2 (1965)
2. Koufax, Sandy323.0 (1966)
3. Messersmith, Andy322.0 (1975)
4. Drysdale, Don321.1 (1964)
5. Osteen, Claude321.0 (1969)
6. Singer, Bill316.0 (1969)
7. Drysdale, Don315.1 (1963)
8. Drysdale, Don314.1 (1962)
9. Koufax, Sandy311.0 (1963)
10. Drysdale, Don308.1 (1965)

Wins:

1. Koufax, Sandy27 (1966)
2. Koufax, Sandy26 (1965)
3. Drysdale, Don25 (1962)
- Koufax, Sandy25 (1963)
5. Hershiser, Orel23 (1988)
- Drysdale, Don23 (1965)
7. Sutton, Don21 (1976)
- Valenzuela, Fernando21 (1986)
9. 6 tied with 20

Won-Lost Percentage (Min. 15 Dec.):

1. Regan, Phil933 (14-1) 1966
2. Hershiser, Orel864 (19-3) 1985
3. Perranoski, Ron842 (16-3) 1963
4. Koufax, Sandy833 (25-5) 1963
5. John, Tommy813 (13-3) 1974
6. Rhoden, Rick800 (13-3) 1976
7. Koufax, Sandy792 (19-5) 1964
8. Podres, Johnny783 (18-5) 1961
9. Welch, Bob778 (14-4) 1985
10. Martinez, Ramon769 (20-6) 1990
- Messersmith, Andy769 (20-6) 1974

Strikeouts:

1. Koufax, Sandy382 (1965)
2. Koufax, Sandy317 (1966)
3. Koufax, Sandy306 (1963)
4. Koufax, Sandy269 (1961)
5. Drysdale, Don251 (1963)
- Singer, Bill247 (1969)
7. Drysdale, Don246 (1960)
8. Drysdale, Don242 (1959)
- Valenzuela, Fernando242 (1986)
10. Valenzuela, Fernando240 (1984)

ERA (Min. 1.0 IP per Team Game):

1. Koufax, Sandy1.73 (1966)
2. Koufax, Sandy1.74 (1964)
3. Koufax, Sandy1.88 (1963)
4. Hershiser, Orel2.03 (1985)
5. Koufax, Sandy2.04 (1965)
6. Sutton, Don2.08 (1972)
7. Drysdale, Don2.15 (1968)
8. Drysdale, Don2.18 (1964)
9. Sutton, Don2.21 (1980)
10. Hershiser, Orel2.26 (1988)

Shutouts:

1. Koufax, Sandy11 (1963)
2. Sutton, Don9 (1972)
3. Koufax, Sandy8 (1965)
- Drysdale, Don8 (1968)
- Valenzuela, Fernando8 (1981)
- Hershiser, Orel8 (1988)
- Belcher, Tim8 (1989)
8. Koufax, Sandy7 (1964)
- Drysdale, Don7 (1965)
- Osteen, Claude7 (1969)
- Messersmith, Andy7 (1975)

Saves:

1. Gagne, Eric52 (2002)
2. Worrell, Todd44 (1996)
3. Shaw, Jeff43 (2001)
4. Worrell, Todd35 (1997)
5. Shaw, Jeff34 (1999)
6. Worrell, Todd32 (1995)
7. Howell, Jay28 (1989)
8. Shaw, Jeff27 (2000)
9. Shaw, Jeff25 (1998)
- Gott, Jim25 (1993)

LOS ANGELES WON-LOST BREAKDOWN 1958-2002

	1958	1959	1960	1961	1962	1963	1964	1965	1966	1967	1968	1969	1970	1971	1972
At Home	39-38	46-32	42-35	45-32	54-29	50-31	41-40	50-31	53-28	42-39	41-40	50-31	39-42	42-39	41-34
Away	32-45	42-36	40-37	44-33	48-34	49-32	39-42	47-34	42-39	31-50	35-46	35-46	48-32	47-34	44-36
Day Games	28-42	29-28	30-22	28-21	37-22	32-24	28-27	32-24	32-21	20-29	25-24	21-22	26-19	22-23	19-23
Night Games	43-41	59-40	52-50	61-44	65-41	67-39	52-55	65-41	63-46	53-60	51-62	64-55	61-55	67-50	66-47
vs. Right-Handers	61-74	72-56	70-58	71-47	64-44	77-44	56-53	62-36	63-41	52-56	55-56	64-56	60-50	60-46	59-46
vs. Left-Handers	10-9	16-12	12-14	18-18	38-19	22-19	24-29	35-29	32-26	21-33	21-30	29-21	27-24	29-27	26-24
One-Run Dec.	19-19	33-22	20-27	33-15	23-18	33-18	24-31	32-28	34-19	23-26	35-33	25-26	22-24	28-18	25-27
Extra-Inn. Games	8-3	9-8	10-11	13-4	8-5	9-6	4-7	9-10	11-5	10-17	9-4	4-10	10-6	5-5	9-8
Shutouts	7-3	14-6	13-13	10-8	8-9	24-8	19-11	23-6	20-17	17-15	23-23	20-14	17-11	18-10	23-12
In April	5-9	11-6	8-7	10-8	13-8	10-11	6-10	10-5	11-7	6-10	9-9	14-7	10-10	13-11	11-4
May	11-17	14-17	12-14	17-11	21-7	17-9	15-13	19-12	16-11	13-14	14-16	13-11	18-10	13-13	15-12
June	15-13	18-12	13-14	16-12	14-17	16-12	13-15	17-14	14-14	18-16	17-13	17-11	15-12	17-11	10-16
July	13-14	15-12	19-7	19-7	20-6	21-10	16-12	15-13	18-10	9-15	7-20	12-17	16-10	13-16	13-14
August	17-14	14-12	15-15	11-15	17-12	16-12	13-16	14-13	15-15	14-16	11-19	16-12	13-16	15-13	17-11
Sept. - Oct.	10-16	16-9	15-15	16-12	14-16	19-9	17-16	22-8	21-10	13-18	18-9	13-19	15-16	18-9	19-13
Before ASG	33-42	47-37	41-38	49-35	58-31	50-33	38-39	51-38	47-36	34-47	41-44	53-41	51-35	49-41	47-42
After ASG	38-41	41-31	41-34	40-30	44-32	49-30	42-43	46-27	48-31	39-42	35-42	32-36	36-39	40-32	38-28



LOS ANGELES WON-LOST BREAKDOWN 1958-2002 (CONTINUED)

	1973	1974	1975	1976	1977	1978	1979	1980	1981	1982	1983	1984	1985	1986	1987
At Home	50-31	52-29	49-32	49-32	51-30	54-27	46-35	55-27	33-23	43-38	48-32	40-41	48-33	46-35	40-41
Way	45-35	50-31	39-42	43-38	47-34	41-40	33-48	37-44	30-24	45-36	43-39	39-42	47-34	27-54	33-48
Day Games	26-18	32-14	22-23	26-23	26-20	27-24	23-27	27-22	18-13	23-18	20-26	25-27	28-24	24-27	24-27
Night Games	69-48	70-46	66-51	66-47	72-44	68-43	56-56	65-49	45-34	65-56	71-45	54-56	67-43	49-62	49-62
vs. Right-Handers	65-40	76-44	64-55	61-55	72-48	65-47	51-63	77-66	55-33	75-67	82-50	57-51	65-49	44-58	52-55
vs. Left-Handers	30-26	26-16	24-19	31-15	26-16	30-20	28-20	15-5	8-14	13-7	9-21	22-32	30-18	29-31	21-34
One-Run Dec.	30-23	29-23	29-32	37-25	32-31	28-28	24-26	31-33	16-21	31-27	30-21	34-26	28-20	28-38	19-32
Extra-Inn. Games	15-7	11-7	8-10	8-10	9-11	3-5	9-7	10-9	8-7	11-12	8-6	10-9	8-11	7-12	9-13
Shutouts	15-9	19-7	18-7	17-14	13-7	16-8	6-9	19-4	19-5	16-6	12-7	16-15	21-6	14-14	8-16
In April	11-11	17-6	15-8	10-9	17-3	13-7	10-14	13-7	14-5	10-11	14-6	17-8	11-10	10-13	12-11
May	19-8	19-8	15-12	18-10	16-12	14-13	16-12	15-11	19-10	15-13	18-8	11-15	12-14	13-13	11-15
June	21-8	16-10	13-16	14-15	17-11	17-12	7-20	14-14	3-6	16-13	14-14	13-16	15-10	11-16	13-14
July	15-13	16-13	12-16	13-12	16-12	17-12	12-15	13-14	—	14-12	11-17	11-16	20-7	15-10	10-16
August	17-12	15-12	17-12	19-10	14-15	18-10	17-11	18-11	12-9	19-10	20-10	11-17	6-11	13-16	10-19
Sept. - Oct.	12-14	19-11	16-10	18-14	18-11	16-13	17-11	19-14	15-17	14-15	14-16	16-11	21-15	11-21	17-14
Before ASG	63-37	63-34	49-42	47-39	59-33	50-36	36-57	46-34	36-21	46-42	47-31	45-43	48-37	40-48	39-49
After ASG	32-29	39-26	39-32	35-31	39-31	45-31	43-26	46-37	27-26	42-32	44-40	34-40	47-30	33-41	34-40

	1988	1989	1990	1991	1992	1993	1994	1995	1996	1997	1998	1999	2000	2001	2002
At Home	45-36	44-37	47-34	54-27	37-44	41-40	33-22	39-33	47-34	47-34	48-33	37-44	44-37	44-37	46-35
Way	49-31	33-46	39-42	39-42	26-55	40-41	25-34	39-33	43-38	41-40	35-46	40-41	42-39	42-39	46-35
Day Games	29-19	30-19	19-20	24-21	20-34	20-24	20-14	17-15	26-21	27-19	21-23	25-21	23-22	22-23	29-18
Night Games	65-48	47-64	67-56	69-48	43-65	61-57	38-42	61-51	64-51	61-55	62-56	52-64	63-54	64-53	63-52
vs. Right-Handers	68-40	45-57	55-51	55-39	38-62	51-57	43-36	56-48	66-61	62-49	64-60	53-60	67-51	61-58	68-55
vs. Left-Handers	26-27	32-26	31-25	38-30	25-37	30-24	15-20	22-18	24-11	26-25	19-19	24-25	19-25	25-18	24-15
One-Run Dec.	28-28	27-31	26-13	29-27	17-40	27-27	28-22	19-25	33-23	19-24	30-24	21-27	25-21	29-29	33-15
Extra-Inn. Games	7-7	10-7	10-3	9-11	6-7	10-12	9-3	5-6	9-7	9-8	9-8	4-12	9-5	7-6	7-4
Shutouts	24-10	19-17	12-8	14-8	13-15	9-8	5-7	11-12	9-12	6-6	10-9	6-6	11-11	5-8	15-13
In April	13-7	11-13	11-10	10-10	9-13	8-15	11-12	3-2	14-14	13-11	14-12	13-10	14-10	15-10	16-10
May	14-17	14-11	14-13	17-10	13-10	18-8	17-12	11-17	15-12	13-15	13-17	13-14	14-12	15-13	15-13
June	17-11	12-17	11-15	18-9	9-18	14-13	13-13	18-10	13-14	13-16	13-13	8-17	13-15	13-14	19-8
July	16-12	12-16	16-11	13-13	12-19	14-13	11-15	13-13	15-11	20-7	17-10	11-18	14-12	18-9	10-16
August	17-12	13-14	18-12	13-16	10-18	12-15	6-4	16-14	17-10	19-11	11-18	17-11	15-15	12-16	18-10
Sept. - Oct.	17-12	15-12	16-15	22-11	10-20	15-17	—	17-10	16-11	10-14	15-9	15-15	16-12	13-14	14-13
Before ASG	48-36	40-47	39-43	49-31	39-49	46-41	46-42	36-36	47-42	45-42	43-44	39-47	44-42	48-40	54-34
After ASG	46-31	37-36	47-33	44-38	24-50	35-40	12-14	42-30	43-30	43-32	40-35	38-38	42-34	38-36	38-36

LOS ANGELES TEAM TOTALS 1958-2002

Figures in parentheses indicate rank in league; T is for tie

	1958	1959	1960	1961	1962	1963	1964	1965
Games	154	156	154	154	165	162	162	162
Runs	668 (5)	705 (3T)	662 (4)	735 (2)	842 (2)	640 (6)	614 (8)	608 (8)
Hits	1297 (8)	1360 (6)	1333 (4)	1358 (7)	1510 (4)	1361 (5)	1375 (7)	1329 (7)
Stolen Bases	73 (1)	84 (1)	95 (1)	86 (1)	198 (1)	124 (1)	141 (1)	172 (1)
Batting Average	.251 (8)	.257 (6)	.255 (3T)	.262 (5)	.268 (4T)	.251 (4)	.250 (6)	.245 (7)
Opponent Runs	761 (1)	670 (3)	593 (1T)	697 (6)	697 (6)	550 (1)	572 (2)	521 (1)
Los Angeles HR	172 (2)	148 (5)	126 (5)	157 (5)	140 (5)	110 (7)	79 (9)	78 (10)
Opponent HR	173 (8)	157 (7)	154 (8)	167 (8)	115 (2)	111 (3)	88 (1)	127 (5)
Staff ERA	4.47 (8)	3.79 (3)	3.40 (1)	4.04 (6)	3.62 (3)	2.85 (1)	2.95 (1)	2.81 (1)
Saves	31 (2)	26 (1T)	20 (7)	35 (2)	46 (1)	29 (6)	27 (8)	34 (5T)
Double Plays	198 (1)	154 (4)	142 (4)	162 (5)	144 (9T)	129 (7)	126 (9)	135 (8)
Fielding Percentage	.975 (6T)	.981 (1)	.979 (1)	.975 (5T)	.970 (9)	.975 (6T)	.973 (8T)	.979 (2T)

	1966	1967	1968	1969	1970	1971	1972	1973
Games	162	162	162	162	161	162	155	161
Runs	606 (8)	519 (9)	470 (10)	645 (7T)	749 (4)	663 (4)	584 (7)	675 (6)
Hits	1399 (7)	1285 (10)	1234 (9)	1405 (4)	1515 (2)	1469 (3)	1349 (5)	1473 (2)
Stolen Bases	94 (2)	56 (8)	57 (7)	80 (3)	138 (1)	76 (5)	82 (5)	109 (3)
Batting Average	.256 (5)	.236 (10)	.230 (8)	.254 (4)	.270 (1T)	.266 (3)	.256 (6)	.263 (2)
Opponent Runs	490 (1)	595 (5)	509 (3)	561 (3)	684 (5)	587 (4)	527 (2)	565 (1)
Los Angeles HR	108 (8T)	82 (10)	67 (9)	97 (11)	87 (12)	95 (9T)	98 (9T)	110 (10)
Opponent HR	84 (1)	93 (2)	65 (1)	122 (8)	164 (11)	110 (6)	83 (1)	129 (2)
Staff ERA	2.62 (1)	3.21 (5)	2.69 (2)	3.09 (3)	3.82 (5)	3.23 (3T)	2.78 (1)	3.00 (1)
Saves	35 (3T)	24 (7)	31 (5)	31 (6)	42 (3)	33 (3)	29 (6)	38 (6T)
Double Plays	128 (9)	144 (6)	144 (4T)	130 (11)	135 (10)	159 (5)	145 (6)	166 (2)
Fielding Percentage	.979 (3)	.975 (8T)	.977 (8)	.980 (2T)	.978 (4T)	.979 (6T)	.974 (10T)	.981 (2T)

LOS ANGELES TEAM TOTALS 1958-2002 (CONTINUED)

	1974	1975	1976	1977	1978	1979	1980	1981
Games	162	162	162	162	162	162	163	110
Runs	798 (1)	648 (8)	608 (9)	769 (3)	727 (1)	739 (2)	663 (6)	450 (4)
Hits	1510 (2)	1355 (9)	1369 (7)	1484 (6)	1425 (2T)	1443 (7)	1459 (4)	984 (2)
Stolen Bases	149 (2)	138 (2)	144 (3)	114 (7)	137 (5T)	106 (8)	123 (8)	73 (10)
Batting Average	.272 (2)	.248 (9)	.251 (6T)	.266 (5T)	.264 (1T)	.263 (7)	.263 (4)	.262 (4)
Opponent Runs	561 (1)	534 (1)	543 (2)	582 (1)	573 (1)	717 (9)	591 (2)	356 (2)
Los Angeles HR	139 (1)	118 (4)	91 (7)	191 (1)	149 (1)	183 (1)	148 (1)	82 (1)
Opponent HR	112 (8)	104 (8)	97 (8T)	119 (4)	107 (6)	101 (3)	105 (7)	54 (3T)
Staff ERA	2.97 (1)	2.92 (1)	3.02 (2)	3.22 (1)	3.12 (1)	3.83 (7)	3.24 (2)	3.01 (2)
Saves	23 (5)	21 (11)	28 (7)	39 (4T)	38 (4T)	34 (6T)	42 (2)	24 (5T)
Double Plays	122 (12)	106 (12)	154 (5)	160 (3)	138 (7)	123 (11T)	149 (5T)	101 (6)
Fielding Percentage	.975 (7T)	.979 (2T)	.980 (3)	.981 (2T)	.978 (4T)	.981 (2)	.981 (2T)	.980 (3T)
	1982	1983	1984	1985	1986	1987	1988	1989
Games	162	162	162	162	162	162	162	160
Runs	691 (4)	654 (8)	580 (12)	682 (5)	638 (9)	635 (12)	628 (6T)	554 (12)
Hits	1477 (2)	1358 (8)	1313 (12)	1432 (3)	1373 (9)	1389 (11)	1346 (6)	1313 (11)
Stolen Bases	151 (5T)	166 (3)	109 (10)	136 (5)	155 (5)	128 (9)	131 (6)	81 (12)
Batting Average	.264 (2T)	.250 (7T)	.244 (11T)	.261 (2T)	.251 (9)	.252 (12)	.248 (5T)	.240 (10)
Opponent Runs	612 (2)	609 (1)	600 (3)	579 (3)	679 (5)	675 (2)	544 (2)	536 (1)
Los Angeles HR	138 (2)	146 (1)	102 (8)	129 (4)	130 (7)	125 (8)	99 (8)	89 (11)
Opponent HR	81 (1)	97 (2T)	76 (1)	102 (3)	115 (2)	130 (2)	84 (2)	95 (2)
Staff ERA	3.26 (1)	3.10 (1)	3.17 (2)	2.96 (1)	3.76 (5)	3.72 (2)	2.96 (2)	2.95 (1)
Saves	28 (12)	40 (8)	27 (11)	36 (8)	25 (12)	32 (11T)	49 (1)	36 (9)
Double Plays	131 (9)	132 (8)	146 (6)	131 (11)	118 (11)	144 (6)	126 (11)	153 (1)
Fielding Percentage	.979 (5T)	.974 (11)	.975 (10T)	.974 (12)	.971 (12)	.975 (12)	.977 (10)	.981 (3)
	1990	1991	1992	1993	1994	1995	1996	1997
Games	162	162	162	162	114	144	162	162
Runs	728 (3)	665 (5)	548 (12)	675 (12)	532 (7)	634 (10)	703 (12)	742 (7)
Hits	1436 (4)	1366 (5T)	1333 (10)	1458 (8)	1055 (6)	1303 (7)	1396 (13)	1488 (4)
Stolen Bases	141 (6)	126 (5)	142 (3)	126 (5)	74 (8)	127 (5)	124 (6)	131 (7)
Batting Average	.262 (4)	.253 (6)	.248 (9)	.261 (10)	.270 (6)	.264 (7)	.252 (13)	.268 (4)
Opponent Runs	685 (7)	565 (1)	636 (7)	662 (4)	509 (7)	609 (2)	652 (2)	645 (2)
Los Angeles HR	129 (6)	108 (9)	72 (12)	130 (10)	115 (7)	140 (7)	150 (6)	174 (2T)
Opponent HR	137 (11)	96 (1)	82 (1)	103 (2)	90 (2)	125 (3)	125 (3)	163 (9)
Staff ERA	3.72 (7)	3.06 (1)	3.41 (6)	3.50 (3)	4.17 (9)	3.66 (2)	3.46 (1)	3.62 (4T)
Saves	29 (12)	40 (7T)	29 (12)	36 (10)	20 (14)	37 (7)	50 (2)	45 (3T)
Double Plays	123 (10)	126 (8)	136 (5)	141 (9T)	104 (9)	120 (10T)	143 (12T)	104 (14)
Fielding Percentage	.979 (6T)	.980 (7)	.972 (12)	.979 (7T)	.980 (8T)	.976 (14)	.980 (5T)	.981 (8)
	1998	1999	2000	2001	2002			
Games	162	162	162	162	162			
Runs	669 (12)	793 (11)	798 (8)	758 (8)	713 (7)			
Hits	1374 (14)	1480 (9)	1408 (14)	1399 (11)	1464 (5)			
Stolen Bases	137 (3)	167 (2)	95 (9)	89 (8T)	96 (6)			
Batting Average	.252 (13)	.266 (10)	.257 (12)	.255 (11)	.264 (5)			
Opponent Runs	678 (5)	787 (8)	729 (2)	744 (7)	643 (3)			
Los Angeles HR	159 (8T)	187 (8)	211 (4)	206 (6)	155 (11)			
Opponent HR	135 (2)	192 (10)	176 (7)	184 (7)	165 (9)			
Staff ERA	3.81 (5)	4.45 (7)	4.10 (2)	4.25 (8)	3.69 (3)			
Saves	47 (3)	37 (11)	36 (11)	46 (5T)	56 (2)			
Double Plays	154 (8)	137 (12)	151 (7T)	138 (9T)	134 (15)			
Fielding Percentage	.978 (13)	.978 (12T)	.978 (13T)	.981 (12T)	.985 (3T)			

HOME RUNS HIT OUT OF DODGER STADIUM

Only three players have hit a home run that landed completely out of Dodger Stadium:

Player	Team	Distance	Pitcher	Location	Date
Willie Stargell	Pittsburgh	506 ft., 6 in.	Alan Foster	Right field	Aug. 5, 1969
Willie Stargell	Pittsburgh	470 feet	Andy Messersmith	Right field	May 8, 1973
Mike Piazza	Dodgers	478 feet	Frank Castillo (Col)	Left field	Sept. 21, 1997
Mark McGwire	St. Louis	483 feet	Jamie Arnold	Left-center	May 22, 1999



LOS ANGELES BATTING LEADERS 1958-2002

Year	Games	Runs	Hits	Singles	Doubles	Triples
1958	Gilliam (147)	Neal (87)	Gilliam (145)	Gilliam (113)	Gilliam (25)	Roseboro (9)
1959	Neal (151)	Neal (103)	Neal (177)	Gilliam (131)	Neal (30)	Moon, Neal (11)†
1960	Gilliam (151)	Gilliam (96)	Wills (152)	Wills (135)	Larker (26)	Moon (6)
1961	Wills (148)	Wills (105)	Wills (173)	Wills (150)†	Gilliam (26)	Wills (10)
1962	Wills (165)†***	Wills (130)	T. Davis (230)*	Wills (179)*	T. Davis (27)	Wills, W. Davis (10)†
1963	W. Davis (156)	Wills (83)	T. Davis (181)	T. Davis (143)	Gilliam (27)	W. Davis (8)
1964	Wills (158)	W. Davis (91)	W. Davis (180)	Wills (151)	Roseboro (24)	W. Davis (7)
1965	Wills, Fairly (158)	Wills (92)	Wills (186)	Wills (165)*	Fairly (28)	Wills, Parker (7)
1966	Parker (156)	W. Davis (74)	W. Davis (177)	Wills (145)	W. Davis (31)	W. Davis (6)
1967	Fairly (153)	W. Davis (65)	W. Davis (146)	W. Davis (102)	Fairly (19)	W. Davis (9)
1968	W. Davis (160)	W. Davis (86)	W. Davis (161)	W. Davis (120)	Haller (27)	W. Davis (10)
1969	Sizemore (159)	Parker (76)	Sizemore (160)	Sizemore (131)	Davis, Parker (23)	W. Davis, Wills (8)
1970	Parker (161)*	W. Davis, Grabarkewitz (92)	Parker (196)	Parker (135)	Parker (47)*	W. Davis (16)*
1971	W. Davis (158)	W. Davis (84)	W. Davis (198)	Wills (149)	W. Davis (33)	W. Davis (10)
1972	W. Davis (149)	W. Davis (81)	W. Davis (178)	W. Davis (130)	W. Davis (22)	W. Davis (7)
1973	Russell (162)†	Ferguson (84)	W. Davis (171)	Buckner, Russell (130)	W. Davis (29)	W. Davis (9)
1974	Russell (160)	Wynn (104)	Garvey (200)	Garvey (144)	Garvey (32)	Paciorek, Russell (6)
1975	Garvey (160)	Lopes (108)	Garvey (210)	Garvey (148)	Garvey (38)	Garvey (6)
1976	Garvey (162)†	Garvey (85)	Garvey (200)	Buckner (154)	Garvey (37)	Lopes (7)
1977	Garvey (162)†	Smith (104)	Garvey (192)	Russell (138)	Russell (28)	Russell (6)
1978	Garvey (162)†	Lopes (93)	Garvey (202)*	Russell (140)	Garvey (36)	Garvey (9)
1979	Garvey (162)	Lopes (109)	Garvey (204)	Garvey (143)	Garvey (32)	Lopes (6)
1980	Garvey (163)*	Cey (81)	Garvey (200)*	Garvey (146)	Garvey (27)	Baker, Law (4)
1981	Garvey (110)†	Garvey (63)	Baker (128)	Baker (99)	Garvey (23)	Landreaux (4)
1982	Garvey (162)†	Sax (88)	Sax (180)	Sax (146)	Garvey (35)	Sax, Landreaux (7)
1983	Guerrero (160)	Sax (94)	Sax (175)	Sax (147)	Guerrero (28)	Guerrero, Thomas (6)
1984	Sax (145)	Guerrero (85)	Guerrero (162)	Guerrero (113)	Guerrero (29)	Landreaux (5)
1985	Landreaux (147)	Guerrero (99)	Guerrero (156)	Sax (123)	Marshall (27)	Duncan (6)
1986	Sax (157)	Sax (91)	Sax (210)	Sax (157)†	Sax (43)	Sax (4)
1987	Sax (157)	Guerrero (89)	Guerrero (184)	Sax (136)	Sciocia, Shelby (26)	Sax (7)
1988	Sax (160)	Gibson (106)	Sax (175)	Sax (147)*	Gibson (28)	Shelby (6)
1989	Murray (160)	Murray (66)	Randolph (155)	Randolph (136)	Hamilton (35)	Gibson, Gonzalez, Griffin, Hatcher (2)
1990	Murray (155)	Murray (96)	Murray (184)	Murray (133)	Brooks (28)	Harris (4)
1991	Butler (161)*	Butler (112)*	Butler (182)	Butler (162)*	Murray (23)	Samuel (6)
1992	Butler (157)	Butler (86)	Butler (171)	Butler (143)*	Karros (30)	Butler (11)
1993	Karros, Offerman (157)	Piazza (81)	Butler (181)	Butler (149)*	Snyder (33)	Butler (10)
1994	Wallach (113)	Butler (79)	Mondesi (133)	Butler (101)	Mondesi (27)	Butler (9)†
1995	Karros (143)	Mondesi (91)	Karros (164)	Piazza (101)	Karros (29)	Mondesi, Offerman (6)
1996	Mondesi (157)	Mondesi (98)	Mondesi (188)	Piazza (132)	Mondesi (40)	DeShields (8)
1997	Karros (162)	Piazza (104)	Piazza (201)	Piazza (128)	Mondesi (42)	Guerrero (9)
1998	Mondesi (148)	Mondesi (85)	Mondesi (162)	Karros (106)	Mondesi (26)	Mondesi (5)
1999	Mondesi (159)	Sheffield (103)	Karros (176)	Grudzielanek (124)	Karros (40)	Beltre, Grudzielanek, Mondesi (5)
2000	Green (162)	Sheffield (105)	Grudzielanek (172)	Grudzielanek (124)	Green (44)	Grudzielanek, Cora (6)
2001	Green (161)	Green (124)	Green (184)	Green (100)	Green (31)	Goodwin (5)
2002	Beltre (159)	Green (110)	Green (166)	Lo Duca (114)	Lo Duca (38)	Green (112)
L.A. Record	Wills (165)	Wills (130)	T. Davis (230)	Wills (179)	Parker (47)	W. Davis (16)
Year	Home Runs	Total Bases	RBI	Base on Balls	Hit by Pitch	Strikeouts
1958	Neal, Hodges (22)	Neal (207)	Furillo (83)	Gilliam (78)	Neal (5)	Zimmer (92)
1959	Hodges (25)	Neal (286)	Snider (88)	Gilliam (96)*	Demeter (6)	Hodges (92)
1960	Howard (23)	Moon (212)	Larker (78)	Gilliam (96)	Roseboro (4)	Howard (108)
1961	Roseboro (18)	Moon (234)	Moon (88)	Moon (89)	W. Davis (5)	Moon (79)
1962	Howard (31)	T. Davis (356)	T. Davis (153)‡*	Gilliam (93)	Roseboro (7)	Howard (108)
1963	Howard (28)	T. Davis (254)	T. Davis (88)	Gilliam (60)	T. Davis, Howard (4)	Howard (116)
1964	Howard (24)	W. Davis (253)	T. Davis (86)	Fairly (65)	Roseboro, T. Davis (4)	Howard (113)
1965	Lefebvre, Johnson (12)	Wills (214)	Fairly (70)	Fairly (76)	Johnson (16)‡	Parker (95)
1966	Lefebvre (24)	W. Davis (253)	Lefebvre (74)	Parker (69)	Johnson (14)	Parker (83)
1967	Ferrara (16)	W. Davis (209)	Fairly (55)	Parker (65)	Hunt (10)	Parker (83)
1968	Gabrielson (10)	W. Davis (226)	Haller (53)	Parker (49)	Fairly (4)	W. Davis (88)
1969	Kosco (19)	W. Davis (227)	Kosco (74)	Parker (56)	Sizemore (5)	Sudakis (94)
1970	Grabarkewitz (17)	Parker (281)	Parker (111)	Grabarkewitz (95)	Grabarkewitz (6)	Grabarkewitz (149)‡
1971	Allen (23)	W. Davis (281)	Allen (90)	Allen (93)	Buckner (5)	Allen (113)

*League Leader ***Major League Record †Tied for League Lead ‡All-Time Dodger Record

LOS ANGELES BATTING LEADERS 1958-2002 (CONTINUED)

Year	Home Runs	Total Bases	RBI	Base on Balls	Hit by Pitch	Strikeouts
1972	W. Davis, Robinson (19)	W. Davis (271)	W. Davis (79)	Parker (62)	Mota (5)	Robinson (76)
1973	Ferguson (25)	W. Davis (266)	Ferguson (88)	Ferguson (87)	W. Davis, Lopes (5)	Crawford (91)
1974	Wynn (32)	Garvey (301)	Garvey (111)	Wynn (108)	Cey (7)	Wynn (104)
1975	Cey (25)	Garvey (314)	Cey (101)	Wynn (110)	Yeager (8)	Lopes (93)
1976	Cey (23)	Garvey (284)	Cey, Garvey (80)	Cey (89)	Yeager (7)	Yeager (84)
1977	Garvey (33)	Garvey (322)	Garvey (115)	Smith (104)	Baker (6)	Monday (109)
1978	Smith (29)	Garvey (319)	Garvey (113)	Cey (96)	Cey (7)	Monday (100)
1979	Cey, Garvey, Lopes (28)	Garvey (322)	Garvey (110)	Lopes (97)	Lopes (4)	Lopes (88)
1980	Baker (29)	Garvey (307)	Garvey (106)	Cey (69)	Cey (5)	Cey (92)
1981	Cey (13)	Baker (178)	Garvey (64)	Cey (40)	Scioscia (4)	Guerrero (57)
1982	Guerrero (32)	Guerrero (308)	Guerrero (100)	Guerrero (65)	Guerrero (5)	Cey (99)
1983	Guerrero (32)	Guerrero (310)	Guerrero (103)	Brock (83)	Marshall (5)	Marshall (127)
1984	Marshall (21)	Guerrero (247)	Guerrero (72)	Scioscia (52)	Marshall (3)	Guerrero (105)
1985	Guerrero (33)	Guerrero (281)	Marshall (95)	Guerrero (83)	Guerrero (6)	Marshall (137)
1986	Stubbs (23)	Sax (279)	Madlock (60)	Scioscia (62)	Madlock (5)	Stubbs (107)
1987	Guerrero (27)	Guerrero (294)	Guerrero (89)	Guerrero (74)	Guerrero, Marshall, Trevino (4)	Shelby (97)
1988	Gibson (25)	Gibson (262)	Marshall (82)	Gibson (73)	Gibson, Marshall (7)	Shelby (128)
1989	Murray (20)	Murray (238)	Murray (88)	Murray (87)	Marshall (5)	Shelby (92)
1990	Daniels (27)	Murray (290)	Murray (95)	Murray (82)	Brooks (6)	Samuel (126)
1991	Strawberry (28)	Strawberry (234)	Strawberry (99)	Butler (108)*	Carter (7)	Samuel (133)
1992	Karros (20)	Karros (232)	Karros (88)	Butler (95)	Hernandez (4)	Karros (103)
1993	Piazza (35)	Piazza (307)	Piazza (112)	Butler (86)	Hernandez (5)	Snyder (147)
1994	Piazza (24)	Mondesi (224)	Piazza (92)	Butler (68)	Wallach (4)	Wallach (80)
1995	Karros, Piazza (32)	Karros (295)	Karros (105)	Offerman (69)	4 tied with 4	Karros (115)
1996	Piazza (36)	Mondesi (314)	Karros (111)	Piazza (81)	Mondesi (5)	DeShields (124)
1997	Piazza (40)	Piazza (355)	Piazza (124)	Zeile (85)	Zeile, Mondesi (6)	Gagne (120)
1998	Mondesi (30)	Mondesi (288)	Mondesi (90)	Sheffield (69)	Sheffield (6)	Mondesi (112)
1999	Karros, Sheffield (34)	Karros (318)	Karros (112)	Sheffield (101)	Grudzielanek (10)	Mondesi (134)
2000	Sheffield (43)	Sheffield (322)	Sheffield (109)	Sheffield (101)	Grudzielanek (9)	Karros (122)
2001	Green (49)†	Green (370)	Green (125)	Sheffield (94)	Grudzielanek (11)	Green, Grissom (107)
2002	Green (42)†	Green (320)	Green (114)	Green (93)	Lo Duca (10)	Green (112)
L.A. Record	Green (49)	Green (370)	T. Davis (153)	Wynn (110)	Johnson (16)	Grabarzewitz (149)

Year	Stolen Bases	Sacrifice Flies	Sacrifice Hits	Slugging Pct.	Batting Average
1958	Gilliam (18)	Furillo (7)	Zimmer (9)	Snider (.505)	Snider (.312)
1959	Gilliam (23)	Demeter (5)	Neal (21)*	Snider (.535)	Snider (.308)
1960	Wills (50)*	Larker (9)	Neal (14)	Howard (.464)	Larker (.323)
1961	Wills (35)*	Roseboro (6)	Wills (13)*	Snider (.562)	Moon (.328)
1962	Wills (104)†*	T. Davis, W. Davis (8)	Gilliam (15)*	Howard (.560)	T. Davis (.346)*
1963	Wills (40)*	T. Davis, Roseboro (7)	Gilliam (12)	Howard (.518)	T. Davis (.326)*
1964	Wills (53)*	Howard (7)	Drysdale (14)	Howard (.432)	W. Davis (.294)
1965	Wills (94)*	W. Davis (7)	Parker (19)*	Johnson (.391)	Wills (.286)
1966	Wills (38)	W. Davis, Lefebvre (5)	Wills (13)	Fairly (.464)	W. Davis (.284)
1967	W. Davis (20)	Fairly (8)	Parker (10)	Ferrara (.467)	Ferrara (.277)
1968	W. Davis (36)	Haller (9)	Parker (12)	Gabrielson (.428)	Haller (.285)
1969	Wills (25)	Parker (6)	Mota (12)	W. Davis (.455)	Mota (.322)
1970	W. Davis (38)	Parker (8)	Mota (12)	Parker (.457)	Parker (.319)
1971	W. Davis (20)	Parker (8)	Mota (9)	Allen (.468)	W. Davis (.309)
1972	W. Davis (20)	W. Davis (7)	Sutton (11)	W. Davis (.444)	Mota (.323)
1973	Lopes (36)	Ferguson (10)	Russell (9)	McMullen (.482)	Mota (.314)
1974	Lopes (59)	Wynn (11)	Wynn (11)	Wynn (.497)	Buckner (.314)
1975	Lopes (77)*	Cey (8)	Lopes (13)	Garvey (.476)	Garvey (.319)
1976	Lopes (63)*	Garvey (9)	Hooton (13)	Cey (.462)	Garvey (.317)
1977	Lopes (47)	Cey, Smith (7)	Hooton (14)	Smith (.576)	Smith (.307)
1978	Lopes (45)	Smith (13)*	Hooton (18)	Smith (.559)	Garvey (.316)
1979	Lopes (44)	Garvey (6)	Russell (14)	Cey (.499)	Garvey (.315)
1980	Law (40)	Baker (12)	Hooton (14)	Smith (.508)	Garvey (.304)
1981	Lopes (20)	Baker (5)	Hooton, Reuss, Thomas, Welch (7)	Cey (.474)	Baker (.320)
1982	Sax (49)	Garvey, Baker (9)	Reuss (16)	Guerrero (.536)	Guerrero (.304)
1983	Sax (56)	Baker (7)	Russell, Valenzuela (12)	Guerrero (.531)	Guerrero (.298)
1984	Sax (34)	Guerrero (8)	Russell, Honeycutt, Valenzuela (8)	Guerrero (.462)	Guerrero (.303)
1985	Duncan (38)	Landreaux (8)	Duncan (13)	Guerrero (.577)*	Guerrero (.320)
1986	Duncan (48)	Madlock (6)	Hershiser (10)	Guerrero (.541)	Sax (.332)
1987	Sax (37)	Shelby (9)	Hershiser (10)	Guerrero (.539)	Guerrero (.338)

*League Leader ***Major League Record †Tied for League Lead ‡All-Time Dodger Record



LOS ANGELES BATTING LEADERS 1958-2002 (CONTINUED)

Year	Stolen Bases	Sacrifice Flies	Sacrifice Hits	Slugging Pct.	Batting Average
1988	Sax (42)	Gibson (7)	Hershiser (19)	Gibson (.483)	Gibson (.290)
1989	Gibson (12)	Murray (7)	Griffin (11)	Marshall (.408)	Randolph (.282)
1990	Samuel (38)	Brooks (11)	Sharperson (8)	Daniels (.531)	Murray (.330)
1991	Butler (38)	Murray (8)	Harris (12)	Strawberry (.491)	Butler (.296)
1992	Butler (41)	Benzinger, Karros, Webster (5)	Butler (24)	Karros (.426)	Butler (.309)
1993	Butler (39)	Wallach (9)	Offerman (25)	Piazza (.561)	Piazza (.318)
1994	Butler, DeShields (27)	Karros (11)	Butler (7)	Piazza (.541)	Piazza (.319)
1995	DeShields (39)	Kelly, Mondesi (7)	Offerman (10)	Piazza (.606)	Piazza (.346)
1996	DeShields (48)	Karros (8)	Castro, Gagne (4)	Piazza (.563)	Piazza (.336)
1997	Mondesi (32)	Karros (9)	Butler (15)	Piazza (.638)	Piazza (.362)
1998	Young (42)	Karros, Sheffield (7)	Vizcaino (10)	Sheffield (.535)	Sheffield (.316)
1999	Young (51)	Sheffield (9)	Brown (13)	Karros (.550)	Grudzielanek (.326)
2000	Green (24)	Karros (12)	Brown (14)	Sheffield (.643)	Sheffield (.325)
2001	Goodwin (22)	Lo Duca (9)	Park, Prokopec (7)	Green (.598)	Lo Duca (.320)
2002	Roberts (45)	Beltre (6)	Izturis, Perez (10)	Green (.558)	Green, Jordan (.285)
L.A. Record	Wills (104)	Smith (13)	Offerman (25)	Sheffield (.643)	Piazza (.362)

LOS ANGELES PITCHING LEADERS 1958-2002

Year	Games	Games Started	Complete Games	Innings Pitched	Strikeouts	Base on Balls
1958	Labine (52)	Podres (31)	Podres (10)	Drysdale (212)	Podres (143)	Koufax (105)
1959	Labine (56)	Drysdale (36)	Drysdale (15)	Drysdale (271)	Drysdale (242)*	Drysdale (93)
1960	Roebuck (58)	Drysdale (36)	Drysdale (15)	Drysdale (269)	Drysdale (246)*	Koufax (100)
1961	Perranoski, Sherry (53)	Drysdale (37)	Koufax (15)	Koufax (256)	Koufax (269)*	Williams (108)
1962	Perranoski (70)*	Drysdale (41)*	Drysdale (19)	Drysdale (314.1)*	Drysdale (232)*	Williams (98)
1963	Perranoski (69)*	Drysdale (42)†	Koufax (20)	Drysdale (315.1)	Koufax (306)*	Miller (65)
1964	R. Miller (74)*	Drysdale (40)*	Drysdale (21)	Drysdale (321.1)*	Drysdale (237)	Drysdale (68)
1965	Miller (61)	Drysdale (42)†	Koufax (27)*	Koufax (335.2)*	Koufax (382)†	Osteen (78)
1966	Regan (65)	Koufax (41)	Koufax (27)*	Koufax (323)*	Koufax (317)*	Koufax (77)
1967	Perranoski (70)†	Osteen (39)	Osteen (14)	Osteen (288)	Drysdale (196)	Singer (61)
1968	Brewer (54)	Osteen, Singer (36)	Drysdale, Singer (12)	Singer (256)	Singer (227)	Singer (78)
1969	Mikkelsen (48)	Osteen, Sutton (41)	Singer, Osteen (16)	Osteen (321)	Singer (247)	Sutton (91)
1970	Brewer (58)	Sutton (38)	Osteen (11)	Sutton (260)	Sutton (201)	Foster (81)
1971	Brewer (55)	Osteen (38)	Downing, Sutton (12)	Sutton (265)	Sutton (194)	Downing (84)
1972	Brewer (51)	Osteen, Sutton (33)	Sutton (18)	Sutton (273)	Sutton (207)	Osteen (69)
1973	Brewer (56)	Messersmith, Osteen, Sutton (33)	Sutton (14)	Sutton (256.1)	Sutton (200)	Messersmith (77)
1974	Marshall (106)†***	Sutton (40)	Messersmith (13)	Messersmith (292.1)	Messersmith (221)	Messersmith (94)
1975	Marshall (57)	Messersmith (40)*	Messersmith (19)*	Messersmith (322)*	Messersmith (213)	Messersmith (96)
1976	Hough (77)	Sutton (34)	Sutton (15)	Sutton (267.2)	Sutton (161)	Sutton (82)
1977	Hough (70)	Sutton (33)	John (11)	Sutton (240.1)	Hooton (153)	Hough (70)
1978	Hough (55)	Sutton (34)	Sutton (12)	Sutton (238.1)	Sutton (154)	Rau (68)
1979	Hough (42)	Sutton (32)	Hooton (12)	Sutcliffe (242)	Sutton (146)	Sutcliffe (97)
1980	Castillo (61)	Hooton (33)	Reuss (10)	Reuss (229)	Welch (141)	Welch (79)
1981	Howe (41)	Valenzuela (25)†	Valenzuela (11)*	Valenzuela (192)*	Valenzuela (180)*	Valenzuela (61)
1982	Howe (66)	Valenzuela, Reuss (37)	Valenzuela (18)	Valenzuela (285)	Valenzuela (199)	Valenzuela (83)
1983	Niedenfuier (66)	Valenzuela (35)	Valenzuela (9)	Valenzuela (257)	Valenzuela (189)	Valenzuela (99)
1984	Zachry (58)	Valenzuela (34)	Valenzuela (12)	Valenzuela (261)†	Valenzuela (240)	Valenzuela (106)
1985	Niedenfuier (64)	Valenzuela (35)	Valenzuela (14)	Valenzuela (272.1)	Valenzuela (208)	Valenzuela (101)
1986	Howell (62)	Hershiser (35)	Valenzuela (20)*	Valenzuela (269.1)	Valenzuela (242)	Hershiser (86)
1987	Holton (53)	Hershiser, Welch (35)	Valenzuela (12)	Hershiser (264.2)	Welch (196)	Valenzuela (124)
1988	Peña (60)	Hershiser, Leary (34)	Hershiser (15)†	Hershiser (267)*	Leary (180)	Hershiser (73)
1989	Howell (56)	Hershiser (33)	Belcher (10)†	Hershiser (256.2)	Belcher (200)	Valenzuela (98)
1990	Crews (66)	R. Martinez, Morgan, Valenzuela (33)	R. Martinez (12)*	R. Martinez (234.1)	R. Martinez (223)	Valenzuela (77)
1991	Crews (60)	Belcher, R. Martinez, Morgan (33)	R. Martinez (6)	Morgan (236.1)	Belcher (156)	Belcher (75)
1992	Gott (68)	Hershiser (33)	Candiotti (6)	Hershiser (210.2)	Gross (158)	Ojeda (81)
1993	P. Martinez (65)	Hershiser (33)	Hershiser (5)	Hershiser (215.2)	Gross (150)	R. Martinez (104)
1994	Worrell (38)	R. Martinez (24)	Candiotti (5)	R. Martinez (170.0)	Gross (124)	R. Martinez (56)
1995	Worrell (59)	Candiotti, R. Martinez (30)	Valdes (6)	R. Martinez (206.1)	Nomo (236)	R. Martinez (81)
1996	Osuna (73)	Nomo, Valdes (33)	Nomo (3)	Nomo (228.1)	Nomo (234)	R. Martinez (86)
1997	Radinsky (75)	Nomo (33)	Park (2)	Nomo (207.1)	Nomo (233)	Nomo (92)
1998	Radinsky (62)	Park (34)	Perez (4)	Park (220.2)	Park (191)	Park (97)
1999	Borbon (70)	Brown (35)	Brown (5)	Brown (252.1)	Brown (221)	Park (100)
2000	Adams (66)	Park (34)	Brown (5)	Brown (230.0)	Park (217)	Park (124)
2001	Shaw (77)	Park (35)	Park (2)	Park (234.0)	Park (218)	Park (91)
2002	Quattrill (86)	Nomo (34)	Perez (4)	Perez (222.1)	Nomo (193)	Ishii (106)
L.A. Record	Marshall (106)	Drysdale 42 (Twice)	Koufax 27 (Twice)	Koufax (335.2)	Koufax (382)	Valenzuela/Park (124)

*League Leader ***Major League Record †Tied for League Lead ‡All-Time Dodger Record

LOS ANGELES PITCHING LEADERS 1958-2002

Year	Shutouts	Saves	Wins	Losses	(15 or more Dec.)	(90 or more inn.)
1958	Podres, Williams (2)	Labine (14)	Podres (13)	Podres (15)	Williams (.563)	Podres (3.73)
1959	Craig, Drysdale (4)†	Labine (8)	Drysdale (17)	Drysdale (13)	Craig (.688)	Drysdale (3.45)
1960	Drysdale (5)	Roebuck (8)	Drysdale (15)	Drysdale (14)	Sherry, Williams (.583)	Drysdale (2.84)
1961	Drysdale (3)	L. Sherry (15)	Koufax, Podres (18)	Koufax (13)	Podres (.783)*	Koufax (3.52)
1962	Drysdale, Koufax (2)	Perranoski (19)	Drysdale (25)*	Podres (13)	Drysdale (.735)	Koufax (2.54)*
1963	Koufax (11)†*	Perranoski (21)	Koufax (25)†	Drysdale (17)	Perranoski (.842)*	Koufax (1.88)*
1964	Koufax (7)*	Perranoski (10)	Koufax (19)	Drysdale (16)	Koufax (.792)*	Koufax (1.74)*
1965	Koufax (8)	Perranoski (11)	Koufax (26)*	Osteen (15)	Koufax (.765)*	Koufax (2.04)*
1966	Koufax (5)†	Regan (21)*	Koufax (27)*	Drysdale (16)	Regan (.933)†*	Koufax (1.73)*
1967	Osteen (5)	Perranoski (12)	Osteen (17)	Osteen (17)	Singer (.600)	Perranoski (2.45)
1968	Drysdale (8)	Brewer (14)	Drysdale (14)	Osteen (18)	Drysdale (.538)	Drysdale (2.15)
1969	Osteen (7)	Brewer (20)	Singer, Osteen (20)	Sutton (18)	Singer (.625)	Singer (2.34)
1970	Osteen, Sutton (4)	Brewer (24)	Osteen (16)	Osteen (14)	Sutton (.536)	Brewer, Vance (3.13)
1971	Downing (5)†	Brewer (22)	Downing (20)	Singer (17)	Downing (.690)	Brewer (1.89)
1972	Sutton (9)*	Brewer (17)	Osteen (20)	Singer (16)	John (.688)	Sutton (2.08)
1973	Messersmith, Osteen, Sutton (3)	Brewer (20)	Sutton (18)	Osteen (11)	John (.696)*	Sutton (2.42)
1974	Sutton (5)	Marshall (21)	Messersmith (20)†	Marshall (12)	John (.813)*	Marshall (2.42)
1975	Messersmith (7)*	Marshall (13)	Messersmith (19)	Marshall, Messersmith (14)	Hooton (.720)	Messersmith (2.29)
1976	Hooton, Sutton (4)	Hough (18)	Sutton (21)	Hooton (15)	Rhoden (.800)*	Hough (2.20)
1977	John, Sutton (3)	Hough (22)	John (20)	Hough (12)	John (.741)	Hooton (2.62)
1978	Hooton, Rhoden, Welch (3)	Forster (22)	Hooton (19)	Sutton (11)	Hooton (.655)	Welch (2.03)
1979	Hooton, Rau, Reuss, Sutcliffe, Sutton (1)	Castillo (7)	Sutcliffe (17)	Sutton (15)	Sutcliffe (.630)	Hooton (2.97)
1980	Reuss (6)*	Howe (17)	Reuss (18)	Goltz (11)	Reuss (.750)	Sutton (2.21)*
1981	Valenzuela (8)*	Howe (8)	Valenzuela (13)	Goltz, Valenzuela (7)	Reuss (.714)	Hooton (2.28)
1982	Reuss, Valenzuela (4)	Howe (13)	Valenzuela (19)	Valenzuela (13)	Reuss (.621)	Howe (2.08)
1983	Valenzuela (4)	Howe (18)	Valenzuela, Welch (15)	Welch (12)	Valenzuela (.600)	Welch (2.65)
1984	Peña, Hershiser (4)†	Niedenfuer (11)	Welch (13)	Valenzuela (17)	Peña (.667)	Peña (2.48)*
1985	Hershiser, Valenzuela (5)	Niedenfuer (19)	Hershiser (19)	Honeycutt (12)	Hershiser (.864)	Hershiser (2.03)
1986	Valenzuela, Welch (3)	Howell (12)	Valenzuela (21)*	Hershiser (14)	Valenzuela (.656)	Valenzuela (3.14)
1987	Welch (4)†	Peña, Young (11)	Hershiser (16)	Hershiser (16)	Welch (.625)	Hershiser (3.06)
1988	Hershiser (8)*	J. Howell (21)	Hershiser (23)†	Leary (11)	Hershiser (.742)	Pena (1.91)
1989	Belcher (8)*	J. Howell (28)†	Belcher, Hershiser (15)	Hershiser (15)†	Hershiser (.555)	Hershiser (2.31)
1990	Morgan (4)†	J. Howell (16)	R. Martinez (20)	Morgan (15)	R. Martinez (.769)	Crews (2.77)
1991	R. Martinez (4)	J. Howell (16)	R. Martinez (17)	R. Martinez (13)	Morgan (.583)	Belcher (2.62)
1992	Astacio (4)	McDowell (14)	Candiotti (11)	Candiotti, Hershiser (15)	Candiotti (.423)	Astacio (1.98)
1993	R. Martinez (3)	Gott (25)	Astacio (14)	Hershiser (14)	P. Martinez (.667)	P. Martinez (2.61)
1994	R. Martinez (3)†	Worrell (11)	R. Martinez (12)	Astacio (8)	R. Martinez (.631)	Gross (3.60)
1995	Nomo (3)†	Worrell (32)	R. Martinez (17)	Candiotti (14)	R. Martinez (.708)	Nomo (2.54)
1996	R. Martinez, Nomo (2)	Worrell (44)†	Nomo (16)	Candiotti, Nomo (11)	R. Martinez (.714)	Nomo (3.19)
1997	Astacio (1)	Worrell (35)	Nomo, Park (14)	Nomo (12)	R. Martinez (.667)	Valdes (2.65)
1998	Perez, Valdes (2)	Shaw (25)	Park (15)	Dreifort (12)	Park (.625)	R. Martinez (2.83)
1999	Brown, Dreifort, Valdes (1)	Shaw (34)	Brown (18)	Dreifort (13)	Brown (.667)	Brown (3.00)
2000	Brown, Park, Dreifort (1)	Shaw (27)	Park (18)	Park (10)	Brown (.684)	Brown (2.58)*
2001	Park (1)	Shaw (43)	Park (15)	Park (11)	Adams (.600)	Brown (2.65)
2002	Perez (2)	Gagne (52)	Perez (15)	Ashby (13)	Nomo (.727)	Perez (3.00)
L.A. Record	Koufax (11)	Gagne (52)	Koufax (27)	Osteen, Sutton (18)	Regan (.933)	Koufax (1.73)

*League Leader ***Major League Record †Tied for League Lead †All-Time Dodger Record

LOS ANGELES GAME LEADERS BY POSITION

First Base

1. Steve Garvey	1672
2. Eric Karros	1579
3. Wes Parker	1108
4. Ron Fairly	557
5. Eddie Murray	458

Second Base:

1. Davey Lopes	1150
2. Steve Sax	970
3. Jim Lefebvre	613
4. Charles Neal	523
5. Jim Gilliam	405

Third Base:

1. Ron Cey	1468
2. Jim Gilliam	761
3. Adrian Beltre	645
4. Jeff Hamilton	389
5. Pedro Guerrero	370

Shortstop:

1. Bill Russell	1747
2. Maury Wills	1497
3. Jose Offerman	571
4. Alfredo Griffin	472
5. Dave Anderson	429

Catcher:

1. Mike Scioscia	1395
2. John Roseboro	1199
3. Steve Yeager	1181
4. Mike Piazza	700
5. Joe Ferguson	496

Outfield:

1. Willie Davis	1906
2. Dusty Baker	1092
3. Raul Mondesi	912
4. Willie Crawford	823
5. Ken Landreaux	769

Pitcher:

1. Don Sutton	550
2. Jim Brewer	474
3. Don Drysdale	459
4. Ron Perranoski	457
5. Charlie Hough	401

ALL-TIME LEADERS

First Base:	Gil Hodges	1851
Second Base:	Davey Lopes	1150
Third Base:	Ron Cey	1468
Shortstop:	Pee Wee Reese	2014
Outfield:	Zack Wheat	2288
Catcher:	Mike Scioscia	1395
Pitcher:	Don Sutton	550



LOS ANGELES TEAM HOME RUN TOTALS

Year	DODGERS			OPPONENTS			Year	DODGERS			OPPONENTS		
	At L.A.	Away	Totals	At L.A.	Home	Totals		At L.A.	Away	Totals	At L.A.	Home	Totals
1958	92	80	172	101	72	173	1981	38	44	82	33	21	54
1959	82	66	148	90	67	157	1982	57	81	138	35	46	81
1960	89	37	126	97	57	154	1983	74	72	146	49	48	97
1961	83	74	157	109	58	167	1984	49	53	102	40	36	76
1962	47	93	140	39	76	115	1985	47	82	129	54	48	102
1963	42	68	110	43	68	111	1986	57	73	130	46	69	115
1964	26	53	79	38	50	88	1987	52	73	125	56	74	130
1965	26	52	78	41	86	127	1988	49	50	99	38	46	84
1966	43	65	108	36	48	84	1989	37	52	89	46	49	95
1967	36	46	82	35	58	93	1990	54	75	129	73	64	137
1968	25	42	67	24	41	65	1991	57	51	108	46	50	96
1969	40	57	97	55	67	122	1992	26	46	72	33	49	82
1970	34	53	87	82	82	164	1993	66	64	130	48	55	103
1971	43	52	95	56	54	110	1994	47	68	115	49	41	90
1972	46	52	98	37	46	83	1995	62	78	140	48	77	125
1973	63	47	110	62	67	129	1996	62	88	150	49	76	125
1974	68	71	139	51	61	112	1997	85	89	174	76	87	163
1975	64	54	118	52	52	104	1998	78	81	159	65	70	135
1976	42	49	91	48	49	97	1999	92	95	187	102	90	192
1977	96	95	191	65	54	119	2000	108	103	211	85	91	176
1978	78	71	149	59	48	107	2001	94	112	206	95	89	184
1979	106	77	183	55	46	101	2002	73	82	155	86	79	165
1980	82	66	148	58	47	105							
	Totals	2717	3032	5749	2585	2709	5294						

RECENT LOS ANGELES GRAND SLAMS

Date	Player	Opp.	Pitcher	Inning	Date	Player	Opp.	Pitcher	Inning
6/30/82 ⁽¹⁾	Dusty Baker	SD	Juan Eichelberger	5	6/28/93	Dave Hansen*	SF	Mike Jackson	9
10/1/82	Rick Monday	at SF	Fred Breining	8	6/6/94	Mike Piazza	at Fla	Mark Gardner	1
5/18/83	Greg Brock	at Mon	Bill Gullickson	5	6/19/94	Mike Piazza	Col	Kent Bottenfield	7
6/23/83	Pedro Guerrero	at SD	Elias Sosa	4	5/7/95	Mike Piazza	at Col	Bill Swift	3
7/23/83	Ken Landreaux	at St.L	Bruce Sutter	8	6/21/95	Delino DeShields	at St.L	Vicente Palacios	2
9/7/83	Mike Marshall	Cin	Ben Hayes	10	8/15/95	Raul Mondesi	Chi	Steve Trachsel	4
6/13/84	Mike Marshall	SF	Scott Garrelts	3	8/27/95	Mike Piazza	at Phi	Tommy Greene	6
6/21/84	Steve Yeager*	at Cin	Bob Owchinko	7	6/29/96	Mike Piazza	at Col	Bryan Rekar	5
7/24/85	Greg Brock	Pit	Al Holland	6	7/18/96	Mike Busch	at SF	Mark Dewey	7
7/26/85	Mike Marshall	Chi	Warren Brusstar	6	8/11/96	Tim Wallach	at Cin	Hector Carrasco	9
8/21/85	Mike Marshall	at Phi	Jerry Koonsman	1	9/7/97	Todd Zeile	Fla	Tony Saunders	1
8/23/85	Pedro Guerrero	at Mon	Tim Burke	6	4/9/98	Mike Piazza	Ari	Jeff Suppan	3
8/23/85	Mariano Duncan	at Mon	Gary Lucas	7	4/10/98	Mike Piazza	Hou	Mike Magnante	8
9/10/85 ⁽²⁾	Greg Brock	at Atl	Steve Shields	7	4/24/98	Mike Piazza	Chi	Kerry Wood	2
5/7/86	Steve Sax	at Chi	Jay Baller	7	5/8/98	Todd Zeile	at Fla	Jesus Sanchez	1
8/1/86	Greg Brock	Cin	Mario Soto	1	5/31/98	Raul Mondesi	Cin	Danny Graves	1
8/2/86	Enos Cabell	Cin	John Franco	8	6/5/99	Devon White	Ana	Tim Belcher	6
8/3/87	Mike Marshall	at Cin	Ted Power	3	7/19/99	Todd Hundley	at Pit	Jose Silva	3
4/23/88	Mike Marshall	at SF	Don Robinson	9	8/11/99	Eric Karros	at Mon	Anthony Telford	7
7/6/88	Franklin Stubbs	St.L	Todd Worrell	8	8/22/99	Gary Sheffield	at Phi	Steve Montgomery	6
4/10/89	Eddie Murray	at SF	Mike LaCoss	9	4/03/00	Eric Karros	at Mon	Scott Strickland	7
5/19/89	Jeff Hamilton	at Mon	Kevin Gross	7	4/21/00	Kevin Elster	at SF	Norm Charlton	9
6/14/89	Mike Scioscia	at Hou	Bob Forsch	1	5/6/00	Todd Hundley	Hou	Octavio Dotel	3
8/8/89	Mike Scioscia	Atl	John Smoltz	2	5/20/00	Gary Sheffield	at Fla	Joe Strong	7
5/19/90	Kal Daniels	Phi	Don Carman	4	5/21/00	Adrian Beltre	at Fla	Jesus Sanchez	5
8/29/90	Chris Gwynn	at Phi	Darrel Akerfelds	6	5/21/00	Shawn Green	at Fla	Antonio Alfonseca	9
9/4/90	Kal Daniels	Hou	Mark Portugal	2	5/29/00	Shawn Green	NY	Al Leiter	6
9/14/90	Kal Daniels	at Cin	Tim Layana	6	7/27/00	Adrian Beltre	at Col	Kevin Jarvis	3
4/24/91	Kal Daniels	Atl	Doug Sisk	5	9/30/00	Todd Hundley	at SD	Matt Clement	1
6/10/91	Lenny Harris	at Chi	Chuck McElroy	4	6/01/01	Mark Grudzielanek	at Hst	Nelson Cruz	7
8/21/91	Darryl Strawberry	SD	Ricky Bones	5	7/13/01	Shawn Green	at Oak	Tim Hudson	6
5/27/92	Todd Benzing	at St.L	Jose DeLeon	3	4/7/02	Brian Jordan	Col	Todd Jones	7
9/4/92	Todd Benzinger*	at Pit	Bob Patterson	9	5/25/02	Dave Roberts	at Ari	Rick Helling	2
5/18/93	Eric Davis	Cin	John Smiley	5	9/16/02	Brian Jordan	SF	Jason Schmidt	3

*Pinch-hit

All-Time Dodger Grand Slam Leaders: Gil Hodges 14; Carl Furillo 8; Mike Piazza 8; Roy Campanella 6; Mike Marshall 6; Pee Wee Reese 6; Ron Cey 5; Duke Snider 5; Dusty Baker 4; Greg Brock 4; Greg Kuhl 4; Kal Daniels 4; Steve Garvey 4; Steve Yeager 4; Tommy Davis 3; Willie Davis 3; Frank Howard 3; Shawn Green 3. **Los Angeles All-time Leaders:** Mike Piazza 8; Mike Marshall 6; Ron Cey 5; Dusty Baker 4; Greg Brock 4; Kal Daniels 4; Steve Garvey 4; Steve Yeager 4; Tommy Davis 3; Willie Davis 3; Frank Howard 3; Shawn Green 3; Todd Hundley 3.

DODGERS WITH 30 OR MORE HOME RUNS IN A SEASON

HR	Player	Year	HR	Player	Year	HR	Player	Year
49	Shawn Green	2001	34	Gary Sheffield	1999	31	Roy Campanella	1950
43	Gary Sheffield	2000	34	Eric Karros	1996	31	Eric Karros	1997
43	Duke Snider	1956	34	Eric Karros	1999	31	Duke Snider	1950
42	Duke Snider	1953	33	Roy Campanella	1951	31	Gil Hodges	1953
42	Duke Snider	1955	33	Steve Garvey	1977	31	Frank Howard	1962
42	Gil Hodges	1954	33	Raul Mondesi	1999	31	Todd Zeile	1997
42	Shawn Green	2002	33	Pedro Guerrero	1985	31	Eric Karros	2000
41	Roy Campanella	1953	32	Gil Hodges	1950	30	Dusty Baker	1977
40	Gil Hodges	1951	32	Gil Hodges	1952	30	Ron Cey	1977
40	Duke Snider	1954	32	Roy Campanella	1955	30	Raul Mondesi	1997
40	Duke Snider	1957	32	Gil Hodges	1956	30	Raul Mondesi	1997
40	Mike Piazza	1997	32	Jimmy Wynn	1974	30	Raul Mondesi	1998
36	Mike Piazza	1996	32	Reggie Smith	1977			
36	Gary Sheffield	2001	32	Pedro Guerrero	1982			
35	Babe Herman	1930	32	Pedro Guerrero	1983			
35	Mike Piazza	1993	32	Eric Karros	1995			
34	Dolph Camilli	1941	32	Mike Piazza	1995			

BROOKLYN/LOS ANGELES 20-GAME WINNERS (SINCE 1900)

Wins	Pitcher	Year	Wins	Pitcher	Year	Wins	Pitcher	Year
29	Joseph McGinnity	1900	22	Nap Rucker	1911	20	William Clark	1932
28	Dazzy Vance	1924	22	Burleigh Grimes	1921	20	Luke Hamlin	1939
27	Don Newcombe	1956	22	Burleigh Grimes	1924	20	Don Newcombe	1951
27	Sandy Koufax	1966	22	Dazzy Vance	1925	20	Carl Erskine	1953
26	Sandy Koufax	1965	22	Dazzy Vance	1928	20	Don Newcombe	1955
25	William Donovan	1901	22	Kirby Higbe	1941	20	Claude Osteen	1969
25	Jeff Pfeffer	1916	22	Whit Wyatt	1941	20	Bill Singer	1969
25	Don Drysdale	1962	22	Preacher Roe	1951	20	Al Downing	1971
25	Sandy Koufax	1963	21	Henry Schmidt	1903	20	Claude Osteen	1972
23	Jeff Pfeffer	1914	21	Dutch Reuther	1922	20	Andy Messersmith	1974
23	Burleigh Grimes	1920	21	Burleigh Grimes	1923	20	Tommy John	1977
23	Don Drysdale	1965	21	Ralph Branca	1947	20	Ramon Martinez	1990
23	Orel Hershiser	1988	21	Don Sutton	1976			
22	Brickyard Kennedy	1900	21	Fernando Valenzuela	1986			

BROOKLYN/LOS ANGELES INDIVIDUAL SAVE LEADERS

Pitcher	Saves	Year	Pitcher	Saves	Year	Pitcher	Saves	Year
Eric Gagne	52	2002	Jim Brewer	22	1971	Hugh Casey	18	1947
Todd Worrell	44	1996	Charlie Hough	22	1977	Charlie Hough	18	1976
Jeff Shaw	43	2001	Terry Forster	22	1978	Steve Howe	18	1983
Todd Worrell	35	1997	Ron Perranoski	21	1963	Clem Labine	17	1957
Jeff Shaw	34	1999	Phil Regan	21	1966	Ron Perranoski	17	1965
Todd Worrell	32	1995	Mike Marshall	21	1974	Jim Brewer	17	1972
Jay Howell	28	1989	Jay Howell	21	1988	Steve Howe	17	1980
Jeff Shaw	27	2000	Ron Perranoski	20	1962	Ron Perranoski	16	1967
Jim Gott	25	1993	Jim Brewer	20	1969	Jay Howell	16	1990
Jeff Shaw	25	1998	Jim Brewer	20	1973	Jay Howell	16	1991
Jim Hughes	24	1954	Clem Labine	19	1956	Jack Quinn	15	1931
Jim Brewer	24	1970	Tom Niedenfuer	19	1985	Joe Black	15	1952
						Larry Sherry	15	1961

BROOKLYN NO-HITTERS

Date	Pitcher	Club	Score
June 22, 1891	Thomas Lovett	New York	4-0
July 20, 1906	Malcolm Eason	at St. Louis	2-0
Sept. 5, 1908 (2nd game)	Nap Rucker	Boston	6-0
Sept. 13, 1925 (1st game)	Dazzy Vance	Philadelphia	10-1
April 30, 1940	James (Tex) Carleton	at Cincinnati	3-0
April 23, 1946	Edward Head	Boston	5-0
Sept. 9, 1948	Rex Barney	at New York	2-0
June 19, 1952	Carl Erskine	Chicago	5-0
May 12, 1956	Carl Erskine	New York	3-0
Sept. 25, 1956	Sal Maglie	Philadelphia	5-0



LOS ANGELES NO-HITTERS

Date	Pitcher	Club	Score	Catcher
June 30, 1962	Sandy Koufax	New York	5-0	Roseboro
May 11, 1963	Sandy Koufax	San Francisco	8-0	Roseboro
June 4, 1964	Sandy Koufax	at Philadelphia	3-0	Camilli
Sept. 9, 1965	Sandy Koufax	Chicago	1-0*	Torborg
July 20, 1970	Bill Singer	Philadelphia	5-0	Torborg
June 27, 1980	Jerry Reuss	at San Francisco	8-0	Yeager
June 29, 1990	Fernando Valenzuela	St. Louis	6-0	Scioscia
Aug. 17, 1992	Kevin Gross	San Francisco	2-0	Scioscia
July 14, 1995	Ramon Martinez	Florida	7-0	Piazza
Sept. 17, 1996	Hideo Nomo	at Colorado	9-0	Piazza

*Perfect Game

OPPONENT NO-HITTERS VS. DODGERS

Pitcher	Team	Date and Location
Amos Rusie	New York Giants	July 31, 1891 at N.Y.
John Stivetts	Boston Beaneaters	Aug. 6, 1892 at Bos
Walter Thornton	Chicago Cubs	Aug. 21, 1898 (2G) at Chi
John Lush	Philadelphia Phillies	July 20, 1906 at Brk
Nicholas Maddox	Pittsburgh Pirates	Sept. 20, 1907 at Pgh
Leon Ames*	New York Giants	April 15, 1909 at N.Y.
Rube Marquard	New York Giants	April 15, 1915 at N.Y.
Paul Dean	St. Louis Cardinals	Sept. 21, 1934 (2G) at Brk
Johnny Vander Meer	Cincinnati Reds	June 15, 1938 at Brk
James Tobin	Boston Braves	April 27, 1944 at Bos
Vernon Bickford	Boston Braves	Aug. 11, 1950 at Bos
Don Larsen+\$	New York Yankees	Oct. 8, 1956 at N.Y.
John Candelaria	Pittsburgh Pirates	Aug. 9, 1976 at Pgh
Nolan Ryan	Houston Astros	Sept. 26, 1981 at Hst
Tom Browning+	Cincinnati Reds	Sept. 16, 1988 at Cin
Mark Gardner#	Montreal Expos	July 26, 1991 at L.A.
Dennis Martinez+	Montreal Expos	July 28, 1991 at L.A.
Kent Mercker	Atlanta Braves	April 8, 1994 at L.A.

+Perfect Game \$ 1956 World Series – Game 5; *Pitched a no-hitter for 9 1/3 innings but lost game in the 13th inning, 3-0.
 #Pitched hitless ball for nine innings; gave up hit in 10th and lost game, 1-0.

LOS ANGELES ONE-HITTERS

Date	Pitcher	Club	Score	Hit by	Date	Pitcher	Club	Score	Hit by
5/23/60	Sandy Koufax	at Pit.	1-0	Daniels, 1b in 2nd	6/1/83	Bob Welch	Phi.	1-0	Hayes, 1b in 4th
8/4/63	J. Podres/ L. Sherry	at Hou.	4-0	Temple, 1b in 9th	4/27/84	Rick Honeycutt	at S.D.	1-0	Salazar, 1b in 4th
5/25/65	Don Drysdale	StL.	2-0	Flood, 1b in 1st	4/26/85	Orel Hershiser	S.D.	2-0	Gwynn, 1b in 4th
6/17/65	Claude Osteen	S.F.	3-0	Hiatt, 1b in 2nd	7/23/85	Orel Hershiser	Pit.	6-0	Thompson, 1b in 2nd
6/20/65	Sandy Koufax	N.Y.	2-1	Hickman, HR in 5th	8/2/86	A. Pena/ T. Niedenfuer	Cin.	7-1	Milner, HR in 6th
8/4/68	Mike Kekich	N.Y.	2-0	Swoboda, 1b in 7th	10/1/87	Bob Welch	S.F.	7-0	Aldrete, 1b in 6th
5/1/69	Don Sutton	at S.F.	5-0	Davenport, 2b in 8th	5/25/88	Tim Leary	at Phi.	4-0	Daulton, 1b in 3rd
6/19/71	Don Sutton	Hou.	4-0	Wynn, 2b in 6th	7/21/90	Tim Belcher	at Pit.	6-0	Bell, 1b in 4th
5/9/74	Don Sutton	at S.D.	6-0	Grubb, 1b in 2nd	8/5/95	Hideo Nomo	at S.F.	3-0	Clayton, 1b in 7th
4/15/75	Don Sutton	Cin.	3-1	Bench, HR in 7th	6/27/98	Ismael Valdes	Pit.	2-0	K. Young, 1b in 8th
8/18/77	Don Sutton	S.F.	7-0	Hill, 1b in 8th	7/20/98	D. Dreifort/ J. Shaw	Cin.	2-0	W. Greene, 2b in 2nd
5/11/79	Doug Rau	Mon.	7-0	Speier, 1b in 8th	7/19/00	K. Brown	Col.	9-1	L. Walker, HR in 1st
5/29/80	Bob Welch	Atl.	3-0	Blanks, 1b in 4th	8/29/00	C. Park/Fetters	Mil.	7-2	Mouton, 1b in 4th
4/21/82	Jerry Reuss	Hou.	6-0	A. Howe, 2b in 1st	4/05/02	Ashby/Daal	Col.	9-0	Zeile, 1b in 4th
4/29/82	Burt Hooton	Phi.	4-0	DeJesus, 1b in 4th	4/26/02	Odalis Perez	at Chi.	10-0	Patterson, 1b in 7th
6/11/82	Jerry Reuss	Cin.	11-1	Milner, 2b in 1st	6/25/02	Odalis Perez	Col.	4-0	Estellella, 1b in 6th

RECENT TWO-HITTERS BY DODGER PITCHERS

Date	Pitcher	Club	Score	Hits by	Date	Pitcher	Club	Score	Hits by
7/14/84	Hershiser	at Chi.	8-0	Johnstone, Dernier	4/30/91	Morgan	at Mon.	0-1	DeShields, Wallach
7/19/84	Hershiser	at St.L.	10-0	L. Smith, Pendleton	8/31/92	Candiotti	at Chi.	2-0	Buechele, D. Smith
7/29/84	Hershiser	Cin.	1-0	Esasky, Redus	7/21/93	R. Martinez	Hou.	7-0	Biggio, Gonzalez
4/18/85	Valenzuela	at S.D.	5-0	Gwynn, Bevacqua	6/24/95	Nomo	at S.F.	7-0	Lewis (2)
4/21/85	Hershiser	at S.D.	2-0	Gwynn, Martinez	9/17/95	Valdes	at St.L.	8-0	Hemond, Gilkey
4/28/85	Valenzuela	S.D.	0-1	Nettles, Gwynn	5/23/98	R. Martinez	at Ari.	7-1	Brede, Fox
5/20/85	Valenzuela	Mon.	4-0	Webster, Wohlford	9/2/98	C. Perez	Phi.	6-0	Lewis, Sefcik
5/24/86	Valenzuela	Phi.	6-0	Hayes (2)	9/4/99	K. Brown	at Chi.	6-0	Reed (2)
9/22/86	Valenzuela	at Hou.	9-2	Lopes, Garner	5/12/00	D. Dreifort	at St.L.	13-0	Davis, Vina
6/29/88	Hershiser	at Hou.	2-0	Biggio, Hatcher	9/23/00	K. Brown	vs. SD	2-1	D. Jackson, Klesko
5/14/89	Hershiser	at Phi.	9-0	Jordan, Jeltz	9/29/00	C. Park	at VS	3-0	Nevin, Larocca
8/12/89	Valenzuela	at S.F.	5-1	Williams, Manwaring	7/18/01	C. Park	vs. Mil	5-0	Loretta, Sexson
7/24/90	R. Martinez	S.F.	9-2	Butler, Mitchell	5/7/01	K. Brown/ J. Shaw	vs. Fla	1-0	Castillo, Gonzalez
7/30/90	Morgan	Cin.	4-1	Larkin, O'Neil					

BROOKLYN/LOS ANGELES 100-RBI CLUB

2002	Shawn Green	114		Jimmy Wynn	108		Carl Furillo	106
2001	Shawn Green	125	1970	Wes Parker	111	1946	Dixie Walker	116
	Gary Sheffield	100	1962	Tommy Davis	153	1945	Dixie Walker	124
2000	Gary Sheffield	109		Frank Howard	119		Luis Olmo	110
	Eric Karros	106	1956	Duke Snider	101	1943	Billy Herman	100
1999	Eric Karros	112	1955	Duke Snider	136	1942	Dolph Camilli	109
	Gary Sheffield	101		Roy Campanella	107	1941	Dolph Camilli	120
1997	Mike Piazza	124		Gil Hodges	102	1939	Dolph Camilli	104
	Eric Karros	104	1954	Gil Hodges	130	1938	Dolph Camilli	100
1996	Eric Karros	111		Duke Snider	130	1934	Sam Leslie	102
	Mike Piazza	105	1953	Roy Campanella	142	1932	Hack Wilson	123
1995	Eric Karros	105		Duke Snider	126	1930	Billy Herman	130
1993	Mike Piazza	112		Gil Hodges	122		Glenn Wright	126
1983	Pedro Guerrero	103	1952	Gil Hodges	102		Del Bissonette	113
1982	Pedro Guerrero	100	1951	Roy Campanella	108	1929	Babe Herman	113
1980	Steve Garvey	106		Gil Hodges	103	1928	Del Bissonette	106
1979	Steve Garvey	110		Duke Snider	101	1925	Jack Fournier	130
1978	Steve Garvey	113	1950	Gil Hodges	113		Zack Wheat	103
1977	Steve Garvey	115		Duke Snider	107	1924	Jack Fournier	116
	Ron Cey	110		Carl Furillo	106	1923	Jack Fournier	102
1975	Ron Cey	101	1949	Jackie Robinson	124	1922	Zack Wheat	112
1974	Steve Garvey	111		Gil Hodges	115			

LOS ANGELES TOP RBI MONTHS

41	Frank Howard	August 1962	28	Eric Karros	May 2000	26	Dusty Baker	August 1979
37	Mike Marshall	Sept.-Oct. 1985	27	Wes Parker	May 1972	26	Dusty Baker	June 1980
33	Tommy Davis	June 1962	27	Mike Piazza	Sept.-Oct. 1993	26	Pedro Guerrero	June 1985
31	Kal Daniels	Sept.-Oct. 1990	27	Mike Piazza	August 1997	26	Mike Piazza	April 1998
30	Ron Fairly	July 1964	27	Mike Piazza	Sept.-Oct. 1997	25	Tommy Davis	July 1962
30	Steve Garvey	June 1977	27	Eric Karros	July 1997	25	Steve Garvey	May 1974
30	Gary Sheffield	June 2000	27	Raul Mondesi	May 1998	25	Raul Mondesi	August 1995
30	Brian Jordan	Sept. 2002	27	Eric Karros	June 1998	25	Mike Piazza	August 1995
29	Ron Cey	April 1977	27	Raul Mondesi	May 1999	25	Mike Piazza	June 1997
29	Shawn Green	August 2002	27	Eric Karros	July 1999	25	Eric Karros	June 1997
28	Darryl Strawberry	August 1991	27	Gary Sheffield	August 2001	25	Shawn Green	August 2001
28	Darryl Strawberry	Sept.- Oct. 1991	26	Willie Davis	August 1972			
28	Mike Piazza	June 1994	26	Joe Ferguson	May 1973			

BROOKLYN/LOS ANGELES 200-HIT CLUB

Year	Player	Hits	Year	Player	Hits	Year	Player	Hits
1900	Willie Keeler	204	1929	Babe Herman	217	1974	Steve Garvey	200
1901	Willie Keeler	202		John Frederick	206	1975	Steve Garvey	210
1921	Jim Johnston	203	1930	Babe Herman	241	1976	Steve Garvey	200
1922	Zack Wheat	201		John Frederick	206	1978	Steve Garvey	202
1923	Jim Johnston	203	1932	Lefty O'Doul	219	1979	Steve Garvey	204
1924	Zack Wheat	212	1949	Jackie Robinson	203	1980	Steve Garvey	200
1925	Zack Wheat	221	1962	Tommy Davis	230	1986	Steve Sax	210
1925	Milt Stock	202		Maury Wills	208	1997	Mike Piazza	201

BROOKLYN/LOS ANGELES ALL-TIME HITTING STREAKS

Name	Club	Games	Streak
Willie Davis	Los Angeles	31	Aug. 1-Sept. 3, 1969
Zack Wheat	Brooklyn	29	Aug. 20-Sept. 16, 1916
Joe Medwick	Brooklyn	27	May 23-June 25, 1942
Duke Snider	Brooklyn	27	Aug. 19-Sept. 13, 1953
Willie Keeler	Brooklyn	26	Aug. 8-Sept. 3, 1902
Zack Wheat	Brooklyn	26	July 11-Aug. 7, 1918
Harvey Hendrick	Brooklyn	26	April 20-May 30, 1929
Buzz Boyle	Brooklyn	25	May 1-June 5, 1934
Willie Davis	Los Angeles	25	May 5-June 2, 1971
Steve Sax	Los Angeles	25	Sept. 1-27, 1986

HITTING FOR THE CYCLE

Babe Herman holds the Dodger record and is tied for the Major League record after hitting for the cycle three times during his career, accomplishing the feat twice in 1931 for the Dodgers and in 1933 for the Chicago Cubs. He shares the big league record with Bob Meusel (1921, '22, '28) and John Reilly (1883 (2), '90). Following are Dodgers who have hit for the cycle:

Player	Date	Player	Date	Player	Date
Tom P. Burns	Aug. 1, 1890 (G2)	Babe Herman	July 24, 1931	Gil Hodges	June 25, 1949
James Johnston	May 25, 1922 (G1)	Dixie Walker	Sept. 2, 1944	Wes Parker	May 7, 1970
Babe Herman	May 18, 1931	Jackie Robinson	Aug. 29, 1948 (G1)		



LOS ANGELES SINGLE-SEASON PINCH-HIT LEADERS

Year	Player	Pinch-Hits	Year	Player	Pinch-Hits	Year	Player	Pinch-Hits
1958	Elmer Valo	9	1973	Steve Garvey	12	1989	Lenny Harris, Mickey Hatcher,	
1959	Norm Larker	8	1974	Manny Mota	15		Franklin Stubbs	6
1960	Chuck Essegian	8	1975	Manny Mota, Leron Lee	10	1990	Mickey Hatcher	14
1961	Frank Howard	9	1976	Ed Goodson	15	1991	Chris Gwynn	13
1962	Lee Walls	13	1977	Manny Mota	14	1992	Mitch Webster	17
1963	Lee Walls, Wally Moon	7	1978	Lee Lacy	13	1993	Dave Hansen	18
1964	Wally Moon	7	1979	Manny Mota	15	1994	Jeff Treadway	13
1965	Wally Moon	5	1980	Pedro Guerrero,	11	1995	Dave Hansen	11
1966	Tommy Davis, Al Ferrara	5		Jay Johnstone, Gary Thomasson		1996	Dave Hansen	13
1967	Wes Parker, Lou Johnson	5	1981	Jay Johnstone	11	1997	Nelson Liriano	7
	John Roseboro, Jimmy Campanis		1982	Ron Roenicke	13	1998	Roger Cedeno	8
	Len Gabrielson, Al Ferrara		1983	Jose Morales	12	1999	Dave Hansen	13
1968	Jim Fairry	8	1984	Candy Maldonado	9	2000	Dave Hansen	15
1969	Len Gabrielson	13	1985	Terry Whitfield	14	2001	Dave Hansen	9
1970	Len Gabrielson	8	1986	Bill Russell	10	2002	Alex Cora	11
1971	Willie Crawford	8	1987	Ken Landreaux	10			
1972	Manny Mota	10	1988	Mickey Hatcher	12			

LOS ANGELES OPENERS

Date	Opp., Loc.	Starter	Result	Att.	Date	Opp., Loc.	Starter	Result	Att.
4/15/58	at S.F.	Drysdale	L.A. lost, 8-0	23,448	4/10/80	at Hou.	Hooton	L.A. lost, 3-2	33,270
4/18/58	S.F. at L.A.	Erskine	L.A. won, 6-5	78,762	4/17/80	Hou. at L.A.	Sutton	L.A. won, 6-4	45,476
4/11/59	at Chi.	Drysdale	L.A. lost, 6-1	12,288	4/9/81	Hou. at L.A.	Valenzuela	L.A. won, 2-0	50,511
4/14/59	Stl. at L.A.	Podres	L.A. lost, 6-2	61,552	4/6/82	S.F. at L.A.	Reuss	L.A. won, 4-3	49,662
4/12/60	Chi. at L.A.	Drysdale	L.A. won, 3-2 (11)	67,550	4/5/83	at Hou.	Valenzuela	L.A. won, 16-7	27,343
4/11/61	Phi. at L.A.	Drysdale	L.A. won, 6-2	50,927	4/8/83	Mon. at L.A.	Hooton	L.A. lost, 8-3	45,369
4/10/62	Cin. at L.A.	Podres	L.A. lost, 6-3	52,564	4/3/84	Stl. at L.A.	Valenzuela	L.A. lost, 11-7	50,103
4/9/63	at Chi.	Drysdale	L.A. won, 5-1	18,589	4/9/85	at Hou.	Valenzuela	L.A. lost, 2-1	42,876
4/16/63	Chi. at L.A.	Podres	L.A. lost, 2-1	33,758	4/12/85	S.F. at L.A.	Honeycutt	L.A. lost, 4-1	46,910
4/14/64	Stl. at L.A.	Koufax	L.A. won, 4-0	50,451	4/7/86	S.D. at L.A.	Valenzuela	L.A. won, 2-1	49,444
4/12/65	at N.Y.	Drysdale	L.A. won, 6-1	37,999	4/6/87	at Hou.	Hershiser	L.A. lost, 4-3	44,585
4/20/65	N.Y. at L.A.	Osteen	L.A. lost, 3-2	36,161	4/9/87	S.F. at L.A.	Welch	L.A. lost, 8-1	46,289
4/12/66	Hou. at L.A.	Osteen	L.A. won, 3-2	34,520	4/4/88	S.F. at L.A.	Valenzuela	L.A. lost, 5-1	48,484
4/10/67	at Cin.	Miller	L.A. lost, 6-1	28,422	4/3/89	at Cin.	Belcher	L.A. lost, 6-4	55,385
4/18/67	Cin. at L.A.	Osteen	L.A. won, 7-2	17,947	4/13/89	Hou. at L.A.	Belcher	L.A. lost, 4-2	47,136
4/10/68	Phi. at L.A.	Osteen	L.A. won, 2-0	28,138	4/9/90	S.D. at L.A.	Hershiser	L.A. won, 4-2	48,686
4/7/69	at Cin.	Drysdale	L.A. won, 3-2	30,111	4/10/91	at Atl.	Belcher	L.A. won, 6-4	18,527
4/15/69	S.D. at L.A.	Osteen	L.A. won, 14-0	22,200	4/12/91	S.D. at L.A.	Ojeda	L.A. lost, 4-2	49,976
4/7/70	Cin. at L.A.	Osteen	L.A. lost, 4-0	30,457	4/6/92	S.F. at L.A.	Martinez	L.A. lost, 8-1	49,018
4/5/71	at Hou.	Singer	L.A. lost, 5-2	22,421	4/5/93	at Fla.	Hershiser	L.A. lost, 6-3	42,334
4/9/71	S.D. at L.A.	Singer	L.A. lost, 6-3	31,413	4/13/93	Stl. at L.A.	Ke. Gross	L.A. lost, 9-7	53,529
4/15/72	at Cin.	Sutton	L.A. won, 3-1	37,895	4/5/94	Fla. at L.A.	Hershiser	L.A. won, 4-3	53,757
4/21/72	S.D. at L.A.	Downing	L.A. won, 12-2	30,320	4/25/95	at Fla.	R. Martinez	L.A. won, 8-7	42,125
4/6/73	at S.D.	Sutton	L.A. lost, 4-2	32,019	4/28/95	Atl. at L.A.	Astacio	L.A. won, 9-1	51,181
4/11/73	Cin. at L.A.	Sutton	L.A. lost, 4-1	24,755	4/19/96	at Hou.	R. Martinez	L.A. won, 4-3	34,375
4/5/74	S.D. at L.A.	Sutton	L.A. won, 8-0	31,566	4/8/96	Atl. at L.A.	Nomo	L.A. won, 1-0	53,180
4/7/75	at Cin.	Sutton	L.A. lost, 2-1 (14)	52,526	4/19/97	Phi. at L.A.	R. Martinez	L.A. lost, 3-0	53,079
4/14/75	Cin. at L.A.	Rau	L.A. won, 5-2	45,502	3/31/98	at Stl.	R. Martinez	L.A. lost, 6-0	47,972
4/9/76	at S.F.	Sutton	L.A. lost, 4-2	37,261	4/7/98	Ari. at L.A.	Park	L.A. won, 9-1	52,424
4/13/76	S.D. at L.A.	Hooton	L.A. lost, 8-5	52,703	4/5/99	Ari. at L.A.	Brown	L.A. won, 8-6 (11)	53,109
4/7/77	S.F. at L.A.	Sutton	L.A. won, 5-1	51,022	4/3/00	at Mon	Brown	L.A. won, 10-4	51,249
4/7/78	at Atl.	Sutton	L.A. won, 13-4	42,866	4/14/00	Cin at L.A.	Hershiser	L.A. won, 8-1	53,223
4/14/78	Atl. at L.A.	John	L.A. won, 5-1	38,397	4/2/01	Mil. at L.A.	Park	L.A. won, 1-0	53,154
4/5/79	S.D. at L.A.	Hooton	L.A. lost, 4-3	46,536	4/02/02	SF at L.A.	Brown	L.A. lost 9-2	53,356

1958-2002 LOS ANGELES OPENING DAY LINEUPS

1958	1959	1960	1961	1962	1963
Cimoli	CF	Fairly	Gilliam	SS	Wills
Reese	SS	Moon	Neal	CF	Gilliam
Snider	LF	Roseboro	C Moon	LF	T. Davis
Hodges	1B	Snider	CF	Snider	RF
Neal	2B	Neal	2B	Hodges	1B
Gray	3B	Hodges	1B	Roseboro	C
Furillo	RF	Zimmer	SS	Demeter	CF
Walker	C	Baxes	3B	Wills	SS
Drysdale	P	Drysdale	P	Drysdale	P

1958-2002 LOS ANGELES OPENING DAY LINEUPS (CONTINUED)

1964	Wills SS	1971	Wills SS	1978	Lopes 2B	1985	Duncan 2B	1992	Butler CF	1999	Young 2B
Gilliam 2B	Buckner RF	Russell SS	Russell SS	Smith RF	Landreaux CF	Landreaux CF	Harris CF	Daniels 1B	Grudzielanek SS	Sheffield LF	Grudzielanek SS
W. Davis CF	W. Davis CF	Cey 3B	Smith RF	Guerrero 3B	Oliver LF	Oliver LF	Strawberry 1B	Strawberry RF	Mondesi RF	White CF	Mondesi RF
T. Davis LF	Parker 1B	Garvey 1B	Garvey 1B	Marshall RF	Guerrero 3B	Marshall RF	Davis LF	Davis LF	Karros 1B	Karros 1B	White CF
Fairly 1B	Allen LF	Baker LF	Baker LF	Scioscia C	Marshall RF	Scioscia C	Samuel C	Samuel 2B	Hundley C	Hundley C	Karros 1B
Howard RF	Sims C	Monday CF	Monday CF	Bream 1B	Scioscia C	Bream 1B	Scioscia C	Scioscia C	Beltre 3B	Beltre 3B	Hundley C
Roseboro C	Garvey 3B	Yeager C	Yeager C	Anderson SS	Bream 1B	Anderson SS	Offerman SS	Offerman SS	Brown P	Brown P	Hundley C
Werhas 3B	Russell 2B	Sutton P	Sutton P	Valenzuela P	Anderson SS	Valenzuela P	R. Martinez P	R. Martinez P			Brown P
Koufax P	Singer P										
1965	Wills SS	1972	Wills SS	1979	Lopes 2B	1986	Duncan 2B	1993	Offerman SS	2000	White CF
Parker 1B	Buckner 1B	Russell SS	Russell SS	Smith RF	Landreaux SS	Landreaux SS	Landreaux CF	Butler CF	Grudzielanek CF	Grudzielanek 2B	White CF
W. Davis CF	W. Davis CF	Smith RF	Smith RF	Garvey 1B	Madlock 3B	Madlock 3B	Strawberry 3B	Strawberry RF	Sheffield LF	Sheffield LF	Grudzielanek 2B
T. Davis LF	Robinson RF	Garvey 1B	Garvey 1B	Brock 1B	Brock 1B	Brock 1B	Davis LF	Davis LF	Green RF	Green RF	Sheffield LF
Roseboro C	Lefebvre 2B	Cey 3B	Cey 3B	Marshall RF	Marshall RF	Marshall RF	Wallach 3B	Wallach 3B	Karros 1B	Karros 1B	Green RF
Lefebvre 2B	Crawford LF	Baker LF	Baker LF	Stubbs LF	Stubbs LF	Stubbs LF	Karros 1B	Karros 1B	Hundley C	Hundley C	Karros 1B
Fairly RF	Sims C	Monday CF	Monday CF	Scioscia C	Scioscia C	Scioscia C	Piazza C	Piazza C	Beltre 3B	Beltre 3B	Hundley C
Kennedy 3B	Grabarkewitz 3B	Yeager C	Yeager C	Sax 2B	Sax 2B	Sax 2B	Reed 2B	Reed 2B	Elster SS	Elster SS	Beltre 3B
Drysdale P	Sutton P	Hooton P	Hooton P	Valenzuela P	Valenzuela P	Valenzuela P	Hershiser P	Hershiser P	Brown P	Brown P	Elster SS
											Brown P
1966	Wills SS	1973	Lacy 2B	1980	Lopes 2B	1987	Sax 2B	1994	DeShields 2B	2001	Goodwin CF
Parker 1B	Mota LF	Law CF	Law CF	Smith RF	Duncan 2B	Duncan 2B	Butler SS	Butler CF	Grudzielanek 2B	Grudzielanek 2B	Goodwin CF
W. Davis CF	Buckner 1B	Smith RF	Smith RF	Garvey 1B	Madlock 3B	Madlock 3B	Piazza C	Piazza C	Sheffield LF	Sheffield LF	Grudzielanek 2B
Fairly RF	W. Davis CF	Garvey 1B	Garvey 1B	Baker LF	Marshall RF	Marshall RF	Karros 1B	Karros 1B	Green RF	Green RF	Sheffield LF
Lefebvre 3B	Crawford RF	Baker LF	Baker LF	Cey 3B	Stubbs LF	Stubbs LF	Wallach 3B	Wallach 3B	Karros 1B	Karros 1B	Green RF
Johnson LF	Ferguson C	Cey 3B	Cey 3B	Landreaux CF	Landreaux CF	Landreaux CF	Rodriguez LF	Rodriguez LF	Donnels 3B	Donnels 3B	Karros 1B
Roseboro C	McMullen 3B	Thomas SS	Thomas SS	Scioscia C	Scioscia C	Scioscia C	Mondesi RF	Mondesi RF	Kreuter C	Kreuter C	Donnels 3B
Oliver 2B	Russell SS	Yeager C	Yeager C	Ramsey CF	Ramsey CF	Ramsey CF	Offerman SS	Offerman SS	Cora SS	Cora SS	Kreuter C
Osteen P	Sutton P	Hooton P	Hooton P	Hershiser P	Hershiser P	Hershiser P	Hershiser P	Hershiser P	Park P	Park P	Cora SS
											Park P
1967	Parker CF	1974	Lopes 2B	1981	Lopes 2B	1988	Sax 2B	1995	DeShields 2B	2002	Roberts CF
Hunt 2B	Buckner 1B	Landreaux CF	Landreaux CF	Baker LF	Landreaux CF	Griffin SS	Griffin SS	Offerman SS	Butler CF	Butler CF	Roberts CF
Johnson RF	Wynn CF	Baker LF	Baker LF	Garvey 1B	Baker LF	Gibson LF	Gibson LF	Mondesi CF	Mondesi CF	Mondesi CF	Izturis SS
Fairly 1B	Ferguson C	Cey 3B	Cey 3B	Cey 3B	Guerrero 3B	Guerrero 3B	Piazza C	Piazza C	Green RF	Green RF	Lo Duca C
Lefebvre 3B	Crawford RF	Guerrero RF	Guerrero RF	Shelby CF	Guerrero 3B	Guerrero 3B	Karros 1B	Karros 1B	Jordan LF	Jordan LF	Green RF
Roseboro C	Cey 3B	Scioscia C	Scioscia C	Davis RF	Marshall 1B	Marshall 1B	Rodriguez CF	Rodriguez CF	Beltre 3B	Beltre 3B	Jordan LF
Bailey LF	Joshua LF	Russell SS	Russell SS	Scioscia C	Shelby CF	Shelby CF	Ashley RF	Ashley RF	Karros 1B	Karros 1B	Beltre 3B
Michael SS	Russell SS	Russell SS	Russell SS	Valenzuela P	Davis RF	Davis RF	Hansen 3B	Hansen 3B	Grudzielanek 2B	Grudzielanek 2B	Karros 1B
Miller P	Sutton P	Valenzuela P	Valenzuela P		Scioscia C	Scioscia C	R. Martinez P	R. Martinez P	Brown P	Brown P	Grudzielanek 2B
					Valenzuela P	Valenzuela P					Brown P
1968	W. Davis CF	1975	Lopes 2B	1982	Sax 2B	1989	Randolph 2B	1996	DeShields 2B	1997	Butler CF
Versalles SS	Buckner LF	Landreaux CF	Landreaux CF	Baker LF	Griffin CF	Griffin CF	Butler SS	Butler CF	Butler CF	Guerrero 2B	Butler CF
Parker 1B	Wynn CF	Baker LF	Baker LF	Garvey 1B	Gibson LF	Gibson LF	Piazza C	Piazza C	Karros 1B	Mondesi RF	Guerrero 2B
Ferrara LF	Ferguson RF	Garvey 1B	Garvey 1B	Cey 3B	Murray 1B	Murray 1B	Karros 1B	Karros 1B	Mondesi RF	Mondesi RF	Mondesi RF
Bailey 3B	Garvey 1B	Cey 3B	Cey 3B	Guerrero 3B	Marshall 3B	Marshall 3B	Blowers 3B	Blowers 3B	Gagne SS	Gagne SS	Mondesi RF
Fairly RF	Cey 3B	Guerrero RF	Guerrero RF	Yeager C	Shelby CF	Shelby CF	Hollandsworth LF	Hollandsworth LF	R. Martinez P	R. Martinez P	Gagne SS
Popovich 2B	Yeager C	Russell SS	Russell SS	Russell SS	Hamilton C	Hamilton C	R. Martinez P	R. Martinez P			Hollandsworth LF
Haller C	Russell SS	Reuss P	Reuss P	Reuss P	Scioscia C	Scioscia C					R. Martinez P
Osteen P	Sutton P				Belcher P	Belcher P					
1969	Crawford CF	1976	Buckner LF	1983	Sax 2B	1990	Samuel CF	1997	Butler CF	1998	Young 2B
Gabrielson RF	Sizemore 2B	Landreaux CF	Landreaux CF	Landreaux CF	Randolph CF	Randolph CF	Butler CF	Guerrero 2B	Guerrero 2B	Vizcaino SS	Young 2B
Sudakis 3B	Baker CF	Baker LF	Baker LF	Baker LF	Brooks RF	Brooks RF	Mondesi RF	Mondesi RF	Mondesi RF	Mondesi RF	Vizcaino SS
Fairly 1B	Garvey 1B	Guerrero 3B	Guerrero 3B	Guerrero 3B	Murray 1B	Murray 1B	Piazza C	Piazza C	Karros 1B	Karros 1B	Mondesi RF
Kosco LF	Cey 3B	Brock 1B	Brock 1B	Brock 1B	Daniels LF	Daniels LF	Karros 1B	Karros 1B	Zeile 3B	Zeile 3B	Karros 1B
Haller C	Ferguson RF	Marshall RF	Marshall RF	Marshall RF	Hamilton 3B	Hamilton 3B	Hollandsworth LF	Hollandsworth LF	Hollandsworth LF	Hollandsworth LF	Zeile 3B
Lefebvre 2B	Yeager C	Russell SS	Russell SS	Russell SS	Scioscia C	Scioscia C	Gagne SS	Gagne SS	R. Martinez P	R. Martinez P	Hollandsworth LF
Sizemore SS	Russell SS	Yeager C	Yeager C	Yeager C	Griffin SS	Griffin SS					Gagne SS
Drysdale P	Sutton P	Valenzuela P	Valenzuela P	Valenzuela P	Hershiser P	Hershiser P					R. Martinez P
1970	Wills SS	1977	Lopes 2B	1984	Sax 2B	1991	Butler CF	1998	Young 2B	1998	Young 2B
Buckner LF	Russell SS	Russell SS	Russell SS	Russell SS	Butler CF	Butler CF	Samuel 2B	Vizcaino SS	Vizcaino SS	Vizcaino SS	Young 2B
W. Davis CF	Smith RF	Landreaux CF	Landreaux CF	Landreaux CF	Strawberry CF	Strawberry CF	Piazza C	Piazza C	Piazza C	Piazza C	Vizcaino SS
Crawford RF	Cey 3B	Guerrero 1B	Guerrero 1B	Guerrero 1B	Murray 1B	Murray 1B	Zeile 3B	Zeile 3B	Zeile 3B	Zeile 3B	Piazza C
Parker 1B	Garvey 1B	Marshall LF	Marshall LF	Marshall LF	Daniels LF	Daniels LF	Mondesi RF	Mondesi RF	Mondesi RF	Mondesi RF	Zeile 3B
Garvey 3B	Monday CF	Maldonado RF	Maldonado RF	Maldonado RF	Harris 3B	Harris 3B	Konerko 1B	Konerko 1B	Konerko 1B	Konerko 1B	Mondesi RF
Haller C	Baker LF	Rivera 3B	Rivera 3B	Rivera 3B	Scioscia C	Scioscia C	Hollandsworth LF	Hollandsworth LF	Hollandsworth LF	Hollandsworth LF	Konerko 1B
Sizemore 2B	Yeager C	Scioscia C	Scioscia C	Scioscia C	Griffin SS	Griffin SS	Hubbard CF	Hubbard CF	Hubbard CF	Hubbard CF	Hollandsworth LF
Osteen P	Sutton P	Valenzuela P	Valenzuela P	Valenzuela P	Belcher P	Belcher P	R. Martinez P	R. Martinez P	R. Martinez P	R. Martinez P	Hubbard CF
											Hubbard CF



LONGEST GAMES IN DODGER HISTORY (18 OR MORE INNINGS)

Innings	Date	Location	Result
26*	May 1, 1920	Boston	Brooklyn 1, Boston 1
23	June 27, 1939	Boston	Brooklyn 2, Boston 2
22	Aug. 22, 1917	Brooklyn	Brooklyn 6, Pittsburgh 5
22	June 3, 1989	Houston	Houston 5, Los Angeles 4
22	Aug. 23, 1989	Montreal	Los Angeles 1, Montreal 0
21	Aug. 17, 1982	Chicago	Los Angeles 2, Chicago 1
20	April 30, 1919	Philadelphia	Brooklyn 9, Philadelphia 9
20	July 5, 1940	Boston	Brooklyn 6, Boston 2
20	July 7, 1993	Philadelphia	Philadelphia 7, Los Angeles 6
19	June 17, 1915	Chicago	Chicago 4, Brooklyn 2
19	May 3, 1920	Boston	Boston 2, Brooklyn 1
19	May 17, 1939	Chicago	Brooklyn 9, Chicago 9
19**	Sept. 11, 1946	Brooklyn	Cincinnati 0, Brooklyn 0
19	Aug. 8, 1972	Cincinnati	Cincinnati 2, Los Angeles 1
19	May 24, 1973	Los Angeles	New York 7, Los Angeles 3
18	Aug. 17, 1902	Brooklyn	Brooklyn 7, St. Louis 7
18	June 1, 1919	Brooklyn	Philadelphia 10, Brooklyn 9
18	Sept. 6, 1984	Los Angeles	Atlanta 3, Los Angeles 2
18	Aug. 3, 1996	Los Angeles	Atlanta 5, Los Angeles 3

* Longest game and longest tied game in Major League history
 ** Longest scoreless game in Major League history

LONGEST GAME TIMES IN DODGER HISTORY

Time	Innings	Date	Location	Result
7:14*	22	June 3, 1989	Houston	Houston 5, Los Angeles 4
6:14†	22	Aug. 23, 1989	Montreal	Los Angeles 1, Montreal 0
6:10	21	Aug. 17-18, 1982	Chicago	Los Angeles 2, Chicago 1
6:10	20	July 7, 1993	Philadelphia	Philadelphia 7, Los Angeles 6
5:45	16	Sept. 28, 1986	San Francisco	San Francisco 6, Los Angeles 5
5:42	19	May 24, 1973	Los Angeles	New York 7, Los Angeles 3
5:35	17	April 12, 1980	Houston	Los Angeles 6, Houston 5
5:20	16	Sept. 13, 1982	Los Angeles	Los Angeles 4, San Diego 3
5:19	20	July 5, 1940	Boston	Brooklyn 6, Boston 2
5:19	16	May 7, 2002	Atlanta	Los Angeles 6, Atlanta 5
5:16	16	Sept. 6, 1987	Los Angeles	Los Angeles 3, New York 2
5:16	15	May 2, 1995	San Francisco	San Francisco 4, Los Angeles 3
5:15	23	June 23, 1939	Boston	Brooklyn 2, Boston 2
5:14	16	April 13, 1999	Arizona	Arizona 7, Los Angeles 6
5:05	18	Aug. 3, 1996	Los Angeles	Atlanta 5, Los Angeles 3
5:03	12	July 27, 1990	Los Angeles	Los Angeles 5, Atlanta 4
5:02	15	May 14, 1978	Los Angeles	Chicago 10, Los Angeles 7
5:02	18	Sept. 6, 1984	Los Angeles	Atlanta 3, Los Angeles 2
5:00	15	April 7, 1997	Los Angeles	Los Angeles 3, New York 2
4:59	13	June 19, 1996	Chicago	Los Angeles 5, Chicago 4
4:58	14	Sept. 8, 1985	Los Angeles	New York 4, Los Angeles 3
4:58	15	July 14, 2001	Oakland	Los Angeles 5, Oakland 3
4:53	13	June 18, 1991	Los Angeles	Los Angeles 6, Chicago 5
4:51	13	Sept. 3, 1993	Florida	Los Angeles 5, Florida 4
4:50	11	May 19, 1990	Los Angeles	Philadelphia 15, Los Angeles 12
4:42	15	Sept. 15, 1997	St. Louis	St. Louis 7, Los Angeles 6
4:41	19	May 17, 1939	Chicago	Brooklyn 9, Chicago 9
4:41	14	June 21, 1986	Los Angeles	San Diego 8, Los Angeles 7

* Longest night game in National League history
 † Longest extra-inning 1-0 game in Major League history

DIVISION SERIES RESULTS

Year	Game	Date	W/L, Score	Winner	Loser	Att.	Year	Game	Date	W/L, Score	Winner	Loser	Att.	
1981	1	10-6 at Hou	L, 1-3,	Ryan	Stewart	44,836	1996	1	10-2 at L.A.	L, 1-2	Smoltz	Osuna	47,428	
	2	10-7 at Hou	L, 0-1 (11)	Sambito	Stewart	42,398		2	10-3 at L.A.	L, 2-3	Maddux	Valdes	51,916	
	3	10-9 at L.A.	W, 6-1	Hooton	Knepper	46,820		3	10-5 at Atl.	L, 2-5	Glavine	Nomo	52,529	
	4	10-10 at L.A.	W, 2-1	Valenzuela	Ruhle	55,983								
	5	10-11 at L.A.	W, 4-0	Reuss	Ryan	55,979								
1995	1	10-3 at L.A.	L, 2-7	Schourek	R. Martinez	44,199								
	2	10-4 at L.A.	L, 4-6	Burba	Osuna	46,051								
	3	10-6 at Cin.	L, 1-10	Wells	Nomo	53,276								

HISTORY & RECORDS

CHAMPIONSHIP SERIES RESULTS

Year	Game	Date	W/L	Score	Winner	Loser	Att.
1974	1	10-5 at Pit	W	3-0	Sutton	Reuss	40,638
	2	10-6 at Pit	W	5-2	Messersmith	Giusti	49,247
	3	10-8 at L.A.	L	0-7	Kison	Rau	55,953
	4	10-9 at L.A.	W	12-1	Sutton	Reuss	54,424
1977	1	10-4 at L.A.	L	5-7	Garber	Sosa	55,968
	2	10-5 at L.A.	W	7-1	Sutton	Lonborg	55,973
	3	10-7 at Phi	W	6-5	Rautzhan	Garber	63,719
	4	10-8 at Phi	W	4-1	John	Carlton	64,924
1978	1	10-4 at Phi	W	9-5	Welch	Christenson	63,640
	2	10-5 at Phi	W	4-0	John	Ruthven	60,642
	3	10-6 at L.A.	L	4-9	Carlton	Sutton	55,043
	4	10-7 at L.A.	W	4-3 (10)	Forster	McGraw	55,124
1981	1	10-13 at L.A.	W	5-1	Hooton	Gullickson	51,273
	2	10-14 at L.A.	L	0-3	Burris	Valenzuela	53,463
	3	10-16 at Mon	L	1-4	Rogers	Reuss	54,372
	4	10-17 at Mon	W	7-1	Hooton	Gullickson	54,499
	5	10-19 at Mon	W	2-1	Valenzuela	Rogers	36,491

Year	Game	Date	W/L	Score	Winner	Loser	Att.
1983	1	10-4 at L.A.	L	0-1	Carlton	Reuss	55,254
	2	10-5 at L.A.	W	4-1	Valenzuela	Denny	55,967
	3	10-7 at Phi	L	2-7	Hudson	Welch	53,490
	4	10-8 at Phi	L	2-7	Carlton	Reuss	64,494
1985	1	10-9 at L.A.	W	4-1	Valenzuela	Tudor	55,270
	2	10-10 at L.A.	W	8-2	Hershiser	Andujar	55,222
	3	10-12 at St.L.	L	2-4	Cox	Welch	53,708
	4	10-13 at St.L.	L	2-12	Tudor	Reuss	53,708
	5	10-14 at St.L.	L	2-3	Lahti	Niedenfuier	53,708
1988	6	10-16 at L.A.	L	5-7	Worrell	Niedenfuier	55,208
	1	10-4 at L.A.	L	2-3	Myers	J. Howell	55,582
	2	10-5 at L.A.	W	6-3	Belcher	Cone	55,780
	3	10-8 at N.Y.	L	4-8	Myers	Pena	44,672
	4	10-9 at N.Y.	W	5-4 (12)	Pena	McDowell	54,014
	5	10-10 at N.Y.	W	7-4	Belcher	Fernandez	52,069
	6	10-11 at L.A.	L	1-5	Cone	Leary	55,885
7	10-12 at L.A.	W	6-0	Hershiser	Darling	55,693	

WORLD SERIES RESULTS

Year	Game	Date	W/L	Score	Winner	Loser	Att.
1916	1	10-7 at Bos	L	5-6	Shore	Marquard	36,117
	2	10-9 at Bos	L	1-2 (14)	Ruth	Smith	41,373
	3	10-10 at Brk	W	4-3	Coombs	Mays	21,087
	4	10-11 at Brk	L	2-6	Leonard	Marquard	21,662
	5	10-12 at Brk	L	1-4	Shore	Pfeffer	42,620
1920	1	10-5 at Brk	L	1-3	Coveleski	Marquard	23,573
	2	10-6 at Brk	W	3-0	Grimes	Bagby	22,559
	3	10-7 at Brk	W	2-1	S. Smith	Calldwell	25,088
	4	10-9 at Cle	L	1-5	Coveleski	Cadore	25,734
	5	10-10 at Cle	L	1-8	Bagby	Grimes	26,884
	6	10-11 at Cle	L	0-1	Mails	S. Smith	27,194
	7	10-12 at Cle	L	0-3	Coveleski	Grimes	27,525
1941	1	10-1 at N.Y.	L	2-3	Ruffing	Davis	68,540
	2	10-2 at N.Y.	W	3-2	Wyatt	Chandler	66,248
	3	10-4 at Brk	L	1-2	Russo	Casey	33,100
	4	10-5 at Brk	L	4-7	Murphy	Casey	33,813
	5	10-6 at Brk	L	1-3	Banham	Wyatt	34,072
1947	1	9-30 at N.Y.	L	3-5	Shea	Branca	73,305
	2	10-1 at N.Y.	L	3-10	Reynolds	Lombardi	69,865
	3	10-2 at Brk	W	9-8	Casey	Newcomb	33,098
	4	10-3 at Brk	W	3-2	Casey	Bevens	33,443
	5	10-4 at Brk	L	1-2	Shea	Barney	34,379
	6	10-5 at N.Y.	W	8-6	Branca	Page	74,065
	7	10-6 at N.Y.	L	2-5	Page	Gregg	71,548
1949	1	10-5 at N.Y.	L	0-1	Reynolds	Newcombe	66,230
	2	10-6 at N.Y.	W	1-0	Roe	Raschi	70,053
	3	10-7 at Brk	L	3-4	Page	Branca	32,788
	4	10-8 at Brk	L	4-6	Lopat	Newcombe	33,934
	5	10-9 at Brk	L	6-10	Raschi	Barney	33,711
1952	1	10-1 at Brk	W	4-2	Black	Reynolds	34,861
	2	10-2 at Brk	L	1-7	Raschi	Erskine	33,792
	3	10-3 at N.Y.	W	5-3	Roe	Lopat	66,698
	4	10-4 at N.Y.	L	0-2	Reynolds	Black	71,787
	5	10-5 at N.Y.	W	6-5 (11)	Erskine	Sain	70,536
	6	10-6 at Brk	L	2-3	Raschi	Loes	33,195
	7	10-7 at Brk	L	2-4	Reynolds	Black	33,195
1953	1	9-30 at N.Y.	L	5-9	Sain	Labine	69,374
	2	10-1 at N.Y.	L	2-4	Lopat	Roe	66,786
	3	10-2 at Brk	W	3-2	Erskine	Raschi	35,270
	4	10-3 at Brk	W	7-3	Loes	Ford	36,775
	5	10-4 at Brk	L	7-11	McDonald	Podres	36,775
	6	10-5 at N.Y.	L	3-4	Reynolds	Labine	62,370
1955	1	9-28 at N.Y.	L	5-6	Ford	Newcombe	63,869
	2	9-29 at N.Y.	L	2-4	Byrne	Loes	64,707
	3	9-30 at Brk	W	8-3	Podres	Turley	34,209
	4	10-1 at Brk	W	8-5	Labine	Larsen	36,242
	5	10-2 at Brk	W	5-3	Craig	Grim	36,796
	6	10-3 at N.Y.	L	1-5	Ford	Spooner	64,022
	7	10-4 at N.Y.	W	2-0	Podres	Byrne	62,465
1956	1	10-3 at Brk	W	6-3	Maglie	Ford	34,479
	2	10-5 at Brk	W	1-8	Bessent	Morgan	36,217
	3	10-6 at N.Y.	L	3-5	Ford	Craig	73,977
	4	10-7 at N.Y.	L	2-6	Sturdivant	Erskine	69,705
	5	10-8 at N.Y.	L	0-2	Larsen	Maglie	64,519
	6	10-9 at Brk	W	1-0 (10)	Labine	Turley	33,224
	7	10-10 at Brk	L	0-9	Kucks	Newcombe	33,782

Year	Game	Date	W/L	Score	Winner	Loser	Att.
1959	1	10-1 at Chi	L	0-11	Wynn	Craig	48,013
	2	10-2 at Chi	W	4-3	Podres	Shaw	47,368
	3	10-4 at L.A.	W	3-1	Drysdale	Donovan	92,394
	4	10-5 at L.A.	W	5-4	Sherry	Staley	92,650
	5	10-6 at L.A.	L	0-1	Shaw	Koufax	92,706
	6	10-8 at Chi	W	9-3	Sherry	Wynn	47,653
1963	1	10-2 at N.Y.	W	5-2	Koufax	Ford	69,000
	2	10-3 at N.Y.	W	4-1	Podres	Downing	66,455
	3	10-5 at L.A.	W	1-0	Drysdale	Bouton	55,912
	4	10-6 at L.A.	W	2-1	Koufax	Ford	55,912
1965	1	10-6 at Min	L	2-8	Grant	Drysdale	47,797
	2	10-7 at Min	L	1-5	Kaat	Koufax	48,700
	3	10-9 at L.A.	W	4-0	Osteen	Pascual	55,934
	4	10-10 at L.A.	W	7-2	Drysdale	Grant	55,920
	5	10-11 at L.A.	W	7-0	Koufax	Kaat	55,801
	6	10-13 at Min	L	1-5	Grant	Osteen	49,578
	7	10-14 at Min	W	2-0	Koufax	Kaat	50,596
1966	1	10-5 at L.A.	L	2-5	Drabowsky	Drysdale	55,941
	2	10-6 at L.A.	L	0-6	Palmer	Koufax	55,947
	3	10-8 at Bal	L	0-1	Bunker	Osteen	54,445
	4	10-9 at Bal	L	0-1	McNally	Drysdale	54,458
1974	1	10-12 at L.A.	L	2-3	Fingers	Messersmith	55,974
	2	10-13 at L.A.	W	3-2	Sutton	Blue	55,989
	3	10-15 at Oak	L	2-3	Hunter	Downing	49,347
	4	10-16 at Oak	L	2-3	Holtzman	Messersmith	49,347
	5	10-17 at Oak	L	2-3	Odum	Marshall	49,347
1977	1	10-11 at N.Y.	L	3-4 (12)	Lyle	Rhoden	56,668
	2	10-12 at N.Y.	W	6-1	Hooton	Hunter	56,691
	3	10-14 at L.A.	L	3-5	Torrez	John	55,992
	4	10-15 at L.A.	L	2-4	Guidry	Rau	55,995
	5	10-16 at L.A.	W	10-4	Sutton	Gullett	55,955
	6	10-18 at N.Y.	L	4-8	Torrez	Hooton	56,407
1978	1	10-10 at L.A.	W	11-5	John	Figueroa	55,997
	2	10-11 at L.A.	W	4-3	Hooton	Hunter	55,982
	3	10-13 at N.Y.	L	1-5	Guidry	Sutton	56,447
	4	10-14 at N.Y.	L	3-4 (10)	Gossage	Welch	56,445
	5	10-15 at N.Y.	L	2-12	Beattie	Hooton	56,448
1981	6	10-17 at L.A.	L	2-7	Hunter	Sutton	55,985
	1	10-20 at N.Y.	L	3-5	Guidry	Reuss	56,470
	2	10-21 at N.Y.	L	0-3	John	Hooton	56,505
	3	10-23 at L.A.	W	5-4	Valenzuela	Frazier	56,236
	4	10-24 at L.A.	W	8-7	Howe	Frazier	56,242
	5	10-25 at L.A.	W	2-1	Reuss	Guidry	56,115
1988	6	10-28 at N.Y.	W	9-2	Hooton	Frazier	56,513
	1	10-15 at L.A.	W	5-4	Peña	Eckersley	55,983
	2	10-16 at L.A.	W	6-0	Hershiser	Davis	56,051
	3	10-18 at Oak	L	1-2	Honeycutt	Howell	49,316
	4	10-19 at Oak	W	4-3	Belcher	Stewart	49,317
5	10-20 at Oak	W	5-2	Hershiser	Davis	49,317	



AWARD-WINNING DODGERS

Most Valuable Player: (12)

Jake Daubert	1913
Dazzy Vance	1924
Dolph Camilli	1941
Jackie Robinson	1949
Roy Campanella	1951
Roy Campanella	1953
Roy Campanella	1955
Don Newcombe	1956
Maury Wills	1962
Sandy Koufax	1963
Steve Garvey	1974
Kirk Gibson	1988

Cy Young Award: (8)

Don Newcombe	1956
Don Drysdale	1962
Sandy Koufax	1963
Sandy Koufax	1965
Sandy Koufax	1966
Mike Marshall	1974
Fernando Valenzuela	1981
Orel Hershiser	1988

Rookie Of The Year: (16)

Jackie Robinson	1947
Don Newcombe	1949
Joe Black	1952
Jim Gilliam	1953
Frank Howard	1960
Jim Lefebvre	1965
Ted Sizemore	1969
Rick Sutcliffe	1979
Steve Howe	1980
Fernando Valenzuela	1981
Steve Sax	1982
Eric Karros	1992
Mike Piazza	1993
Raul Mondesi	1994
Hideo Nomo	1995
Todd Hollandsworth	1996

All-Star Game MVP: (5)

Maury Wills (Game 1)	1962
Steve Garvey	1974
Don Sutton	1977
Steve Garvey	1978
Mike Piazza	1996

LCS MVP: (4)

Dusty Baker	1977
Steve Garvey	1978
Burt Hooton	1981
Orel Hershiser	1988

World Series MVP: (6)

Johnny Podres	1955
Larry Sherry	1959
Sandy Koufax	1963
Sandy Koufax	1965
Ron Cey, Pedro Guerrero, Steve Yeager	1981
Orel Hershiser	1988

Comeback Player: (9)

Phil Regan	1966
Al Downing	1971
Jimmy Wynn	1974
Tommy John	1976
Jerry Reuss	1980
Pedro Guerrero	1987
Tim Leary	1988
Orel Hershiser	1991
Tim Wallach	1994

DODGER SINGLE-SEASON LEAGUE LEADERS

Batting: (10)

Jake Daubert	1913	.350
Jake Daubert	1914	.329
Zack Wheat	1918	.335
Lefty O'Doul	1932	.368
Pete Reiser	1941	.343
Dixie Walker	1944	.357
Jackie Robinson	1949	.342
Carl Furillo	1953	.344
Tommy Davis	1962	.346
Tommy Davis	1963	.326

Runs: (8)

Pete Reiser	1941	117
Arky Vaughan	1943	112
Eddie Stanky	1945	128
Pee Wee Reese	1949	132
Duke Snider	1953	132
Duke Snider	1954	120**
Duke Snider	1955	126
Brett Butler	1991	112

Hits: (6)

"Wee" Willie Keeler	1900	208
Ivy Olson	1919	164
Duke Snider	1950	199
Tommy Davis	1962	230
Steve Garvey	1978	202
Steve Garvey	1980	200

Singles: (15)

"Wee" Willie Keeler	1900	179
Jake Daubert	1911	146**
Jake Daubert	1913	152
Ivy Olson	1919	140
Zack Wheat	1924	149
Milt Stock	1925	164
Lefty O'Doul	1932	158**
Maury Wills	1961	150**
Maury Wills	1962	179
Maury Wills	1965	165
Steve Sax	1986	157**
Steve Sax	1988	147
Brett Butler	1991	162
Brett Butler	1992	143
Brett Butler	1993	149

Doubles: (4)

Red Smith	1913	40
John Frederick	1929	52
Pete Reiser	1941	39**
Wes Parker	1970	47

Triples: (15)

Jimmy Sheppard	1901	21
Harry Lumley	1904	18
Whitey Alperman	1907	16**
Jake Daubert	1918	15
Hy Myers	1919	14**
Hy Myers	1920	22
Pete Reiser	1941	17
Luis Olmo	1945	13
Jim Gilliam	1953	17
Wally Moon	1959	11**
Charlie Neal	1959	11**
Willie Davis	1962	10**
Maury Wills	1962	10**
Willie Davis	1970	16
Brett Butler	1994	9**

Home Runs: (7)

Jimmy Sheppard	1903	9
Harry Lumley	1904	9
Tim Jordan	1906	12
Tim Jordan	1908	12
Jack Fournier	1924	27
Dolph Camilli	1941	34
Duke Snider	1956	43

RBI: (6)

Hy Myers	1919	73
Dolph Camilli	1941	120
Dixie Walker	1945	124
Roy Campanella	1953	142
Duke Snider	1955	136
Tommy Davis	1962	153

Total Bases: (6)

Zack Wheat	1916	262
Hy Myers	1919	223
Pete Reiser	1941	299
Duke Snider	1949	343
Duke Snider	1953	370
Duke Snider	1954	378

Stolen Bases: (15)

Jimmy Sheppard	1903	67**
Pete Reiser	1942	20
Arky Vaughan	1943	20
Pete Reiser	1946	34
Jackie Robinson	1947	29
Jackie Robinson	1949	37
Pee Wee Reese	1952	30
Maury Wills	1960	50
Maury Wills	1961	35
Maury Wills	1962	104
Maury Wills	1963	40
Maury Wills	1964	53
Maury Wills	1965	94
Davey Lopes	1975	77
Davey Lopes	1976	63

Walks: (11)

Jack Fournier	1925	86
Dolph Camilli	1938	119
Dolph Camilli	1939	110
Augie Galan	1943	103
Augie Galan	1944	101
Eddie Stanky	1945	148
Eddie Stanky	1946	137
Pee Wee Reese	1947	104**
Duke Snider	1956	99
Jim Gilliam	1959	96
Brett Butler	1991	108

Slugging: (8)

Jimmy Sheppard	1901	.536
Harry Lumley	1906	.477
Zack Wheat	1916	.461
Hy Myers	1919	.436
Pete Reiser	1941	.558
Duke Snider	1953	.627
Duke Snider	1956	.598
Pedro Guerrero	1985	.577

DODGER SINGLE-SEASON LEAGUE LEADERS (CONTINUED)

Wins: (13)

Burleigh Grimes	1921	22
Dazzy Vance	1924	28
Dazzy Vance	1925	22
Kirby Higbe	1941	22**
Whit Wyatt	1941	22**
Don Newcombe	1956	27
Don Drysdale	1962	25**
Sandy Koufax	1963	25
Sandy Koufax	1965	26
Sandy Koufax	1966	27**
Andy Messersmith	1974	20
Fernando Valenzuela	1986	21**
Orel Hershiser	1988	23

Saves: (13)

Johnny Morrison	1929	8**
Jack Quinn	1931	15
Jack Quinn	1932	8
Dutch Leonard	1935	8
Hugh Casey	1942	13
Les Webber	1943	10
Hugh Casey	1947	18
Jim Hughes	1954	24
Clem Labine	1956	19
Clem Labine	1957	17
Phil Regan	1966	21
Mike Marshall	1974	21
Todd Worrell	1996	44**

Earned Run Average: (12)

Dazzy Vance	1924	2.16
Dazzy Vance	1928	2.09
Dazzy Vance	1930	2.61
Johnny Podres	1957	2.66
Sandy Koufax	1962	2.54
Sandy Koufax	1963	1.88
Sandy Koufax	1964	1.74
Sandy Koufax	1965	2.04
Sandy Koufax	1966	1.73
Don Sutton	1980	2.21
Alejandro Peña	1984	2.48
Kevin Brown	2000	2.58

Winning Percentage: (18)*

Joe McGinnity	1900	.763	29-9
Burleigh Grimes	1920	.676	23-11
Freddie Fitzsimmons	1940	.889	16-2
Larry French	1942	.789	15-4
Preacher Roe	1949	.714	15-6
Preacher Roe	1951	.880	22-3
Carl Erskine	1953	.769	20-6
Don Newcombe	1955	.800	20-5
Don Newcombe	1956	.794	27-7
Johnny Podres	1961	.783	18-5
Ron Perranoski	1963	.842	16-3
Sandy Koufax	1964	.792	19-5
Sandy Koufax	1965	.765	26-8
Phil Regan	1966	.933	14-1
Tommy John	1973	.696	16-7
Tommy John	1974	.813	13-3
Rick Rhoden	1976	.800	12-3
Orel Hershiser	1985	.864	19-3

Shutouts: (30)

Nap Rucker	1912	6
Clarence Mitchell	1921	3**
Dazzy Vance	1922	5**
Dazzy Vance	1925	4
Dazzy Vance	1928	4**
Douglas McWeeny	1928	4**
Dazzy Vance	1930	4**
Van Lingle Mungo	1935	4**
Whit Wyatt	1940	5**
Whit Wyatt	1941	7
Don Newcombe	1949	5**
Johnny Podres	1957	6**
Roger Craig	1959	4**
Don Drysdale	1959	4**
Sandy Koufax	1963	11
Sandy Koufax	1964	7
Sandy Koufax	1966	5**
Al Downing	1971	5**
Don Sutton	1972	9
Andy Messersmith	1975	7
Jerry Reuss	1980	6
Fernando Valenzuela	1981	8
Orel Hershiser	1984	4**
Alejandro Pena	1984	4**
Bob Welch	1987	4**
Orel Hershiser	1988	8
Tim Belcher	1989	8
Mike Morgan	1990	4**
Ramon Martinez	1994	3**
Hideo Nomo	1995	3**

Strikeouts Champions: (19)

Burleigh Grimes	1921	136
Dazzy Vance	1922	134
Dazzy Vance	1923	197
Dazzy Vance	1924	262
Dazzy Vance	1925	221
Dazzy Vance	1926	140
Dazzy Vance	1927	184
Dazzy Vance	1928	200
Van Lingle Mungo	1936	238
Don Newcombe	1951	164**
Don Drysdale	1959	242
Don Drysdale	1960	246
Sandy Koufax	1961	269
Don Drysdale	1962	232
Sandy Koufax	1963	306
Sandy Koufax	1965	382
Sandy Koufax	1966	317
Fernando Valenzuela	1981	180
Hideo Nomo	1995	236

*Among pitchers with 15-plus decisions

**Tied for league lead

All NL champions since 1900

L.A. DODGER CLINCHING DATES

Year	Date	Opponent	Game No.
1996	September 27	San Diego	160+
1995	September 30	at San Diego	143*
1988	September 26	at San Diego	157
1985	October 2	at Atlanta	158
1983	September 30	San Francisco	160
1981	Won first half of split-season		
1978	September 23	San Diego	155
1977	September 20	at San Francisco	151
1974	October 1	at Houston	161
1966	October 2	at Philadelphia	162
1965	October 2	Milwaukee	161
1963	September 24	New York Mets	158
1959	September 29	Milwaukee	156

+ N.L. Wild Card * 144-game season

BROOKLYN/LOS ANGELES ALL-STARS

1933: Max Carey, Cch.; Tony Cuccinello, 2B
1934: Casey Stengel, Cch.; Al Lopez, C; Van Lingle Mungo, P
1936: Van Lingle Mungo, P
1937: Van Lingle Mungo, P
1938: Leo Durocher, SS; Cookie Lavagetto, 3B; Babe Phelps, C (Phelps was selected but was replaced by Harry Danning of New York)
1939: Dolph Camilli, 1B; Cookie Lavagetto, 3B; Babe Phelps, C; Whit Wyatt, P
1940: Pete Coscarart, 2B; Leo Durocher, SS; Cookie Lavagetto, 3B; Joe Medwick, OF; Babe Phelps, C; Whit Wyatt, P
1941: Dolph Camilli, 1B (Camilli was selected but was replaced by Frank McCormick of Cincinnati); Billy Herman, 2B; Cookie Lavagetto, 3B; Joe Medwick, OF (Medwick replaced Hank Leiber of Chicago); Mickey Owen, C; Pete Reiser, OF; Whit Wyatt, P
1942: Leo Durocher, Mgr.; Billy Herman, 2B; Joe Medwick, OF; Mickey Owen, C; Pee Wee Reese, SS; Pete Reiser, OF; Arky Vaughan, 3B; Whit Wyatt, P
1943: Augie Galan, OF; Billy Herman, 2B; Mickey Owen, C; Dixie Walker, OF
1944: Augie Galan, OF; Mickey Owen, C; Dixie Walker, OF
1946: Kirby Higbe, P; Pee Wee Reese, SS (Reese was selected but was replaced by Frank McCormick of Philadelphia); Pete Reiser, OF; Dixie Walker, OF
1947: Ralph Branca, P; Bruce Edwards, C; Pee Wee Reese, SS (Reese replaced Eddie Miller of Cincinnati); Eddie Stanky, 2B; Dixie Walker, OF
1948: Leo Durocher, Mgr.; Ralph Branca, P; Pee Wee Reese, SS
1949: Burt Shotton, Cch.; Ralph Branca, P; Roy Campanella, C; Gil Hodges, 1B; Don Newcombe, P; Pee Wee Reese, SS; Jackie Robinson, 2B; Preacher Roe, P
1950: Burt Shotton, Mgr.; Roy Campanella, C; Gil Hodges, 1B; Don Newcombe, P; Pee Wee Reese, SS; Jackie Robinson, 2B; Preacher Roe, P (Roe was selected but was replaced by Jim Hearn of New York); Duke Snider, OF
1953: Charles Dressen, Mgr.; Roy Campanella, C; Carl Furillo, OF; Gil Hodges, 1B; Pee Wee Reese, SS; Jackie Robinson, 3B;

Duke Snider, OF
1954: Walter Alston, Mgr.; Roy Campanella, C; Carl Erskine, P; Gil Hodges, 1B; Pee Wee Reese, SS; Jackie Robinson, OF; Duke Snider, OF
1955: Roy Campanella, C (Campanella was selected but was replaced by Stan Lopata of Philadelphia); Gil Hodges, 1B; Don Newcombe, P; Duke Snider, OF
1956: Walter Alston, Mgr.; Roy Campanella, C; Jim Gilliam, 2B; Clem Labine, P; Duke Snider, OF
1957: Walter Alston, Mgr.; Gino Cimoli, OF; Gil Hodges, 1B; Clem Labine, P
1959: Johnny Podres, P; John Roseboro, C
1959: (Game 1) Don Drysdale, P; Wally Moon, OF (Game 2) Don Drysdale, P; Jim Gilliam, 3B; Wally Moon, OF; Charlie Neal, 2B
1960: (Game 1 and 2) Walter Alston, Mgr.; Norm Larker, 1B; Charlie Neal, 2B; Johnny Podres, P; Stan Williams, P
1961: (Game 1) Sandy Koufax, P; John Roseboro, C; Maury Wills, SS (Game 2) Don Drysdale, P; Sandy Koufax, P; John Roseboro, C; Maury Wills, SS
1962: (Game 1) Tommy Davis, OF; Don Drysdale, P; Sandy Koufax, P; John Roseboro, C; Maury Wills, SS (Game 2) Tommy Davis, OF; Johnny Podres, P; John Roseboro, C; Maury Wills, SS
1963: Tommy Davis, OF; Don Drysdale, P; Sandy Koufax, P; Maury Wills, SS
1964: Walter Alston, Mgr.; Don Drysdale, P; Sandy Koufax, P
1965: Don Drysdale, P; Sandy Koufax, P; Maury Wills, SS
1966: Walter Alston, Mgr.; Sandy Koufax, P; Jim Lefebvre, 2B; Phil Regan, P; Maury Wills, SS
1967: Walter Alston, Mgr.; Don Drysdale, P; Claude Osteen, P
1968: Don Drysdale, P; Tom Haller, C
1969: Bill Singer, P
1970: Bill Grabarkewitz, SS; Claude Osteen, P
1971: Walter Alston, Cch.; Willie Davis, OF
1972: Don Sutton, P
1973: Jim Brewer, P; Willie Davis, OF; Manny Mota, OF; Claude Osteen, P; Bill Russell, SS (Russell replaced Dave Concepcion of Cincinnati); Don Sutton, P
1974: Ron Cey, 3B; Steve Garvey, 1B; Mike Marshall, P; Andy Messersmith, P; Jimmy Wynn, OF
1975: Walter Alston, Mgr.; Ron Cey, 3B; Steve Garvey, 1B; Mike Marshall, P; Andy Messersmith, P; Don Sutton, P; Jimmy Wynn, OF

1976: Ron Cey, 3B; Steve Garvey, 1B; Rick Rhoden, P; Bill Russell, SS
1977: Tommy Lasorda, Cch.; Ron Cey, 3B; Steve Garvey, 1B; Don Sutton, P; Reggie Smith, OF
1978: Tommy Lasorda, Mgr.; Ron Cey, 3B; Steve Garvey, 1B; Tommy John, P; Davey Lopes, 2B; Rick Monday, OF; Reggie Smith, OF
1979: Tommy Lasorda, Mgr.; Ron Cey, 3B; Steve Garvey, 1B; Davey Lopes, 2B
1980: Steve Garvey, 1B; Davey Lopes, 2B; Jerry Reuss, P; Bill Russell, SS; Reggie Smith, OF; Bob Welch, P
1981: Dusty Baker, OF; Steve Garvey, 1B; Pedro Guerrero, OF; Burt Hooton, P; Davey Lopes, 2B; Fernando Valenzuela, P
1982: Tommy Lasorda, Mgr.; Dusty Baker, OF; Steve Howe, P; Steve Sax, 2B; Fernando Valenzuela, P
1983: Tommy Lasorda, Cch.; Pedro Guerrero, 3B; Steve Sax, 2B; Fernando Valenzuela, P
1984: Tommy Lasorda, Cch.; Mike Marshall, OF; Fernando Valenzuela, P
1985: Pedro Guerrero, OF; Fernando Valenzuela, P
1986: Tommy Lasorda, Cch.; Steve Sax, 2B; Fernando Valenzuela, P
1987: Pedro Guerrero, 3B; Orel Hershiser, P
1988: Orel Hershiser, P
1989: Tommy Lasorda, Mgr.; Orel Hershiser, P; Jay Howell, P; Willie Randolph, 2B; Mike Scioscia, C
1990: Ramon Martinez, P; Mike Scioscia, C
1991: Brett Butler, OF; Ramon Martinez, P; Mike Morgan, P; Eddie Murray, 1B; Juan Samuel, 2B; Darryl Strawberry, OF
1992: Mike Sharperson, 3B
1993: Mike Piazza, C; Tommy Lasorda, Cch.
1994: Mike Piazza, C
1995: Raul Mondesi, OF; Hideo Nomo, P; Jose Offerman, SS; Mike Piazza, C; Todd Worrell, P
1996: Mike Piazza, C; Todd Worrell, P
1997: Mike Piazza, C
1998: Gary Sheffield, OF; Jeff Shaw, P
1999: Gary Sheffield, OF
2000: Kevin Brown, P; Gary Sheffield, OF
2001: Chan Ho Park, P; Jeff Shaw, P
2002: Eric Gagne, P; Shawn Green, OF; Odalis Perez, P; Jim Tracy, Cch.

DODGER RAWLINGS GOLD GLOVE AWARD WINNERS

1957 Gil Hodges, 1B	1966 John Roseboro, C	1972 Willie Davis, OF	1977 Steve Garvey, 1B
1958 Gil Hodges, 1B	1967 Wes Parker, 1B	Wes Parker, 1B	1978 Davey Lopes, 2B
1959 Gil Hodges, 1B	1968 Wes Parker, 1B	1973 Willie Davis, OF	1981 Dusty Baker, OF
Charlie Neal, 2B	1969 Wes Parker, 1B	1974 Steve Garvey, 1B	1986 F. Valenzuela, P
1960 Wally Moon, OF	1970 Wes Parker, 1B	Andy Messersmith, P	1988 Orel Hershiser, P
1961 John Roseboro, C	1971 Wes Parker, 1B	1975 Steve Garvey, 1B	1995 Raul Mondesi, OF
Maury Wills, SS	Willie Davis, OF	Andy Messersmith, P	1997 Raul Mondesi, OF
1962 Maury Wills, SS		1976 Steve Garvey, 1B	1998 Charles Johnson, C

THE SPORTING NEWS AWARDS

NL Most Valuable Player

Dolph Camilli 1941

NL Player of the Year

Roy Campanella 1953

Duke Snider 1955

Maury Wills 1962

NL Pitcher of the Year

Preacher Roe 1951

Don Newcombe 1956

Don Drysdale 1962

Sandy Koufax 1963

Sandy Koufax 1964

Sandy Koufax 1965

Sandy Koufax 1966

Mike Marshall 1974

Fernando Valenzuela 1981

Orel Hershiser 1988

NL Fireman of the Year

Phil Regan 1966

Phil Regan 1968

Mike Marshall 1974

NL Rookie of the Year

Jackie Robinson (combined seasons) 1947

Don Newcombe 1949

Joe Black 1952

Jim Gilliam 1953

Frank Howard 1960

Eric Karros 1992

Mike Piazza 1993

Raul Mondesi 1994

NL Rookie Pitcher of the Year

Don Sutton 1966

Rick Sutcliffe 1979

Fernando Valenzuela 1981

Tim Lincecum 1988

Hideo Nomo 1995

Major League Player of the Year

Duke Snider 1955

Maury Wills and Don Drysdale 1962

Sandy Koufax 1963

Sandy Koufax 1965

Fernando Valenzuela 1981

Orel Hershiser 1988

Major League Manager of the Year

Leo Durocher 1939

Walter Alston 1955

Walter Alston 1959

Walter Alston 1963

NL Manager of the Year

Tommy Lasorda (tie) 1988

Major League Executive of the Year

Larry MacPhail 1939

Branch Rickey 1947

Walter O'Malley 1955

Buzie Bavasi 1959

Fred Claire 1988

Silver Slugger

Dusty Baker, Outfield 1980

Dusty Baker, Outfield 1981

Fernando Valenzuela, Pitcher 1981

Pedro Guerrero, Outfield 1982

Fernando Valenzuela, Pitcher 1983

Steve Sax, 2nd Base 1986

Kirk Gibson, Outfield 1988

Tim Lincecum, Pitcher 1988

Eddie Murray, First Base 1990

Mike Piazza, Catcher 1993

Orel Hershiser, Pitcher 1993

Mike Piazza, Catcher 1994

Mike Piazza, Catcher 1995

Eric Karros, First Base 1995

Mike Piazza, Catcher 1996

Mike Piazza, Catcher 1997

Major League All-Star Teams

Dazy Vance, Pitcher 1925

Lefty O'Doul, Outfield 1932

Dolph Camilli, 1st Base 1941

Pete Reiser, Outfield 1941

Whit Wyatt, Pitcher 1941

Mickey Owen, Catcher 1942

Billy Herman, 2nd Base 1943

Dixie Walker, Outfield 1944

Goody Rosen, Outfield 1945

Ralph Branca, Pitcher 1947

Jackie Robinson, 2nd Base 1949

Roy Campanella, Catcher 1949

Jackie Robinson, 2nd Base 1950

Jackie Robinson, 2nd Base 1951

Roy Campanella, Catcher 1951

Preacher Roe, Pitcher 1951

Jackie Robinson, 2nd Base 1952

Pee Wee Reese, Shortstop 1953

Duke Snider, Outfield 1953

Carl Furillo, Outfield 1953

Major League All-Star Teams cont.

Roy Campanella, Catcher 1953

Duke Snider, Outfield 1954

Duke Snider, Outfield 1955

Roy Campanella, Catcher 1955

Don Newcombe, Pitcher 1955

Don Newcombe, Pitcher 1956

National League All-Star*

Maury Wills, Shortstop 1961

Maury Wills, Shortstop 1962

Tommy Davis, Outfield 1962

Don Drysdale, Pitcher 1962

Jim Gilliam, 2nd Base 1963

Tommy Davis, Outfield 1963

Sandy Koufax, Pitcher 1963

Sandy Koufax, Pitcher 1964

Maury Wills, Shortstop 1965

Sandy Koufax, Pitcher 1965

Sandy Koufax, Pitcher 1966

Willie Davis, Outfield 1971

Bill Russell, Shortstop 1973

Steve Garvey, 1st Base 1974

Jimmy Wynn, Outfield 1974

Andy Messersmith, Pitcher 1974

Steve Garvey, 1st Base 1975

Don Sutton, Pitcher 1976

Steve Garvey, 1st Base 1977

Steve Garvey, 1st Base 1978

Davey Lopes, 2nd Base 1978

Davey Lopes, 2nd Base 1979

Dusty Baker, Outfield 1980

Pedro Guerrero, Outfield 1981

Fernando Valenzuela, Pitcher 1981

Pedro Guerrero, Outfield 1982

Steve Sax, 2nd Base 1986

Fernando Valenzuela, Pitcher 1986

Orel Hershiser, Pitcher 1988

Eddie Murray, 1st Base 1990

Mike Scioscia, Catcher 1990

Mike Piazza, Catcher 1993

Mike Piazza, Catcher 1994

Mike Piazza, Catcher 1995

Eric Karros, First Base 1995

Mike Piazza, Catcher 1996

Mike Piazza, Catcher 1997

*A NL and AL Team were selected beginning in 1961.

FANS WRITE IN GARVEY TO ALL-STAR TEAM

In 1974, first baseman Steve Garvey became the only Dodger to be elected to the All-Star Game as a write-in candidate. Garvey's name didn't appear on the ballot at the beginning of the season, but a .338 batting average through May gained national attention. Garvey went 2-for-4 with a double and RBI in the National League's 7-2 victory over the American League at Pittsburgh's Three Rivers Stadium. Garvey was named All-Star Game MVP, an honor he would also win in 1978.



MAJOR LEAGUE BASEBALL AWARDS

NL Pitcher of the Month

Don Sutton	April 1975
Don Sutton	May 1975
Burt Hooton	August 1975
Burt Hooton	September 1975
Don Sutton	September 1976
Jerry Reuss	June 1980
Fernando Valenzuela	April 1981
Steve Howe	June 1982
Burt Hooton	June 1983
Rick Honeycutt	April 1984
Orel Hershiser	July 1984
Fernando Valenzuela	April 1985
Fernando Valenzuela	July 1985
Orel Hershiser	June 1987
Orel Hershiser	April 1988
Orel Hershiser	September 1988
Tim Lincecum	September 1989
Ramon Martinez	June 1990
Hideo Nomo	June 1995
Hideo Nomo	September 1996
Chan Ho Park	July 1998
Eric Gagne	June 2002

#Starting in 1975 a position player and pitcher were selected
*Co-winner

NL Player of the Month

Don Drysdale	July 1959
Don Drysdale	July 1960
Sandy Koufax	June 1962
Frank Howard	July 1962
Don Drysdale	May 1968
Willie Davis	August 1969
Bill Singer	July 1970
Don Sutton	April 1972
Willie Crawford	May 1973
Tommy John	April 1974
Steve Garvey	September 1976
Ron Cey	April 1977
Rick Monday	April 1978
Dusty Baker	June 1980
Dusty Baker	July 1983
Pedro Guerrero	June 1985
Steve Sax	September 1986
Kal Daniels	September 1990
Brett Butler	July 1992
Mike Piazza	*May 1994
Mike Piazza	August 1995
Mike Piazza	July 1997
Mike Piazza	August 1997

Brian Jordan

NL Player of the Week	September 2002
Ron Cey	May 14-20, 1973
Willie Crawford	May 21-27, 1973
Willie Davis	July 9-15, 1973
Tommy John	*April 22-28, 1974
Jimmy Wynn	May 6-12, 1974
Mike Marshall	June 17-23, 1974
Davey Lopes	Aug. 19-25, 1974
Andy Messersmith	Sept. 16-22, 1974
Burt Hooton and Don Sutton	Aug. 4-10, 1975
Andy Messersmith	Sept. 8-14, 1975
Steve Garvey	May 17-23, 1976
Reggie Smith	July 5-11, 1976
Doug Rau	July 19-25, 1976
Don Sutton	Sept. 20-26, 1976
Ron Cey	April 18-24, 1977
Steve Garvey	June 20-26, 1977
Tommy John	Aug. 8-14, 1977
Rick Monday	April 17-23, 1978
Steve Garvey	Aug. 14-20, 1978
Dusty Baker	May 22-28, 1979
Manny Mota	Aug. 27-Sept. 3, 1979
Don Sutton	April 21-27, 1980
Bob Welch	May 12-18, 1980
Jerry Reuss	June 23-29, 1980
F. Valenzuela	April 6-12, 1981
Ron Cey	May 11-17, 1981
F. Valenzuela	Aug. 31-Sept. 6, 1981
Jerry Reuss	June 14-20, 1982
Pedro Guerrero	*Aug. 23-29, 1982
Dusty Baker	Sept. 6-12, 1982
Dusty Baker	July 11-17, 1983
Mike Marshall	Sept. 5-11, 1983
Candy Maldonado	April 16-22, 1984
Orel Hershiser	July 9-15, 1984
Pedro Guerrero	June 10-16, 1985
Pedro Guerrero	July 22-28, 1985
Mike Marshall	Sept. 9-15, 1985
F. Valenzuela	April 28-May 4, 1986
F. Valenzuela	May 19-25, 1986
Franklin Stubbs	July 14-20, 1986
Orel Hershiser	July 28-Aug. 3, 1986
Orel Hershiser	June 8-14, 1987
Alejandro Pena	Sept. 28-Oct. 4, 1987
Kal Daniels	April 4-10, 1988
Tim Lincecum	July 18-24, 1988
Orel Hershiser	Sept. 26-Oct. 2, 1988
Jose Gonzalez	June 26-July 2, 1989
Jay Howell	July 31-Aug. 6, 1989
Tim Belcher	Aug. 21-27, 1989

Darryl Strawberry	June 4-10, 1990
F. Valenzuela	June 25-July 1, 1990
Mike Morgan	June 17-23, 1991
Darryl Strawberry	Aug. 19-25, 1991
Tom Candiotti	April 13-19, 1992
Brett Butler	July 20-26, 1992
Eric Karros	July 27-Aug. 2, 1992
Kevin Gross	Aug. 17-23, 1992
Mike Piazza	April 26-May 2, 1993
Mike Piazza	June 14-20, 1993
Mike Piazza	Sept.-Oct. 3, 1993
Mike Piazza	May 16-22, 1994
Raul Mondesi	April 25-30, 1995
Mike Piazza	May 1-7, 1995
Hideo Nomo	June 19-25, 1995
Ramon Martinez	July 10-16, 1995
Eric Karros	July 24-30, 1995
Eric Karros	Aug. 7-13, 1995
Mike Piazza	Aug. 21-27, 1995
Hideo Nomo	April 8-14, 1996
Hideo Nomo	Sept. 16-22, 1996
Mike Piazza	Aug. 25-31, 1997
Mike Piazza	April 6-12, 1998
Mike Piazza	April 20-26, 1998
Raul Mondesi	June 29-July 5, 1998
Raul Mondesi	April 5-11, 1999
Eric Karros	Sept. 20-26, 1999
Gary Sheffield	June 12-18, 2000
Gary Sheffield	July 9-16, 2000
Adrian Beltre	Aug. 21-27, 2000
Chan Ho Park	Sept. 18-24, 2000
Gary Sheffield	April 9-15, 2001
Odalis Perez	April 15-21, 2002
Shawn Green	May 20-26, 2002

Baseball Digest Rookie All-Stars (1971-99)

Ron Cey	1973
Davey Lopes	1973
Rick Sutcliffe	1979
Steve Howe	1980
Fernando Valenzuela	1981
Dave Stewart	1981
Steve Sax	1982
Tim Lincecum	1988
Eric Karros	1992
Pedro Martinez	1993
Mike Piazza	1993
Raul Mondesi	1994
Hideo Nomo	1995
Todd Hollandsworth	1996

*Co-winner

BROOKLYN AND LOS ANGELES ALL-TIME ROSTER

Brooklyn, an incubator of baseball in the pre-Civil War era, had such strong clubs as the Atlantics, Eckfords and Excelsiors and didn't take to professional baseball until joining the American Association in 1884. The AA champs of 1889 had so many newbies on the roster they were known as the Bridegrooms. The club moved into the National League the following year and became dubbed the Trolley Dodgers because of the maze of streetcar tracks in the borough. The name shortened to Dodgers and became permanent, although during the managerial tenure of Ned Hanlon (1899-1905) it was changed to Superbas, and in Wilbert Robinson's reign (1914-1931) the team was often referred to as the Robins. But the name Dodgers is associated with some of baseball's all-time greats.

A			
Aase, Don	1990	Albosta, Ed.	1941
Abbey, Bert	1895-96	Alcaraz, Luis	1967-68
Abrams, Cal	1949-52	Alexander, Doyle	1971
Adams, Terry	2000-01	Allen, Dick	1971
Aderholt, Morrie	1944-45	Allen, Frank	1912-14
Aguirre, Hank	1968	Allen, Horace	1919
Ainsmith, Eddie	1923	Allen, Johnny	1941-43
Aitchison, Raleigh	1911,14-15	Allen, Luke	2002-
		Almada, Mel	1939
		Alperman, Whitey J.	1906-09
		Alvarez, Orlando	1973-75
		Alvarez, Victor	2002-
		Amelung, Ed	1984, 86
		Amoros, Sandy	1952, 54-57,
			59-60
		Anderson, Dave	1983-89, 92
		Anderson, Ferrell	1952, 1996
		Anderson, John	1894-99
		Andrews, Stan	1944-45
		Ankenman, Pat	1943-44
		Anthony, Eric	1997
		Antonello, Bill	1953
		Appleton, Ed	1915-16
		Archer, Jimmy	1918
		Arnold, Jamie	1999-00
		Ashby, Andy	2001-
		Ashley, Billy	1992-97

Aspromonte, Bob 1956, 60-61
Astacio, Pedro 1992-97
Auerbach, Rick 1974-76
Aven, Bruce 2000-01

B

Babb, Charlie 1904-05
Babich, Johnny 1934-35
Bailey, Bob 1967-68
Bailey, Gene 1923-24
Bailey, Sweetbreads 1921
Bailor, Bob 1984-85
Baird, Doug 1919-20
Baker, Dusty 1976-83
Baker, Tom 1935-37
Baldwin, James 2001
Baldwin, Lady 1890
Ballou, Win 1929
Bancroft, Dave 1928-29
Bankhead, Dan 1947, 50-51
Banks, Willie 1995
Banta, Jack 1947-50
Barber, Turner 1923
Barbieri, Jim 1966
Barger, Cy 1910-12
Barkley, Red 1943
Barnes, Brian 1994
Barnes, Jesse 1926-27
Barney, Rex 1943, 46-50
Barr, Bob 1935
Barrett, Bob 1925, 27
Barrios, Manuel 1998
Barthel, Boyd 1943
Bashang, Al 1918
Basinski, Eddie 1944-45
Batch, Emil 1904-07
Baxes, Jim 1959
Bean, Billy 1989
Beck, Boom-Boom 1933-34
Beck, Erve 1899
Beckwith, Joe 1979-83, 86
Behrman, Hank 1946-48
Beirne, Kevin 2002
Belanger, Mark 1982
Belardi, Wayne 1950-51, 53-54
Belcher, Tim 1987-91
Bell, George 1907-11
Beltre, Adrian 1998-
Benge, Ray 1933-35
Benzinger, Todd 1992
Berg, Moe 1923
Bergen, Bill 1904-11
Berres, Ray 1934, 36
Berroa, Geronimo 2000
Besson, Don 1955-58
Bilko, Steve 1958
Billingham, Jack 1968
Birkofer, Ralph 1937
Birrer, Babe 1958
Bissonette, Del 1928-31, 33
Black, Joe 1952-55
Blanco, Henry 1997-98
Blethen, Clarence 1929
Blowers, Mike 1996
Blue, Lu 1933
Bocachica, Hiram 2000-02
Bochtler, Doug 1999
Boehler, George 1926
Bogar, Tim 2001
Bohanon, Brian 1998
Bohne, Sammy 1926
Bolling, John 1944
Bonilla, Bobby 1998
Bonner, Frank 1896
Boone, Ike 1930-32

Borbon, Pedro 1999
Bordagaray, Frenchy 1935-36,
. 42-45
Borkowski, Bob 1955
Bournigal, Rafael 1992-95
Boyer, Ken 1968-69
Boyle, Buzz 1933-35
Brack, Gib 1937-38
Bradley, Mark 1981-82
Bradshaw, Joe 1929
Bragan, Bobby 1943-44, 47-48
Branca, Ralph 1944-53, 56
Brandt, Ed 1936
Branson, Jeff 2000-01
Bream, Sid 1983-85
Breeding, Marve 1963
Brennan, Tom 1985
Brennan, William 1988
Bressler, Rube 1928-31
Brett, Ken 1979
Brewer, Jim 1964-75
Brewer, Tony 1984
Bridges, Rocky 1951-52
Brock, Greg 1982-86
Broderick, Matt 1903
Brooks, Hubie 1990
Brooks, Jerry 1993
Brothers, Dan 1892-93
Brown, Eddie 1924-25
Brown, Elmer 1913-15
Brown, John 1897
Brown, Kevin 1999-
Brown, Lindsay 1937
Brown, Lloyd 1925
Brown, Mace 1941
Brown, Tommy 1944-45, 47-51
Browne, George 1911
Browning, Pete 1894
Brubaker, Bruce 1967
Brumfield, Jacob 1999
Brunson, Will 1998
Bruske, Jim 1995-96, '98
Bryant, Ralph 1985-87
Bucher, Jim 1934-37
Buckner, Bill 1969-76
Buker, Cy 1945
Bunning, Jim 1969
Burch, Al 1907-11
Burdock, Jack 1891
Burk, Sandy 1910-12
Burke, Glenn 1976-78
Burns, Oyster 1890-95
Burrell, Buster 1895-97
Burrigh, Larry 1962
Busch, Mike 1995-97
Bushong, Doc 1890
Butcher, Max 1936-38
Butler, Brett 1991-97
Butler, John 1906-07
Butler, Johnny 1926-27

C

Cabell, Enos 1985-86
Cadore, Leon 1915-23
Cabrera, Jolbert 2002-
Caldwell, Bruce 1932
Callahan, Leo 1913
Calmus, Dick 1963
Camilli, Dolph 1938-43
Camilli, Doug 1960-64
Campanella, Roy 1948-57
Campanis, Alex 1943
Campanis, Jim 1966-68
Campbell, Gilly 1938
Canavan, Jimmy 1897

Candelaria, John 1991-92
Candiotti, Tom 1992-97
Cannizzaro, Chris 1972-73
Cantrell, Guy 1925-27
Cantwell, Ben 1937
Carey, Andy 1962
Carey, Max 1926-29
Carleton, Tex 1940
Carrara, Giovanni 2001-
Carroll, Ownie 1933-34
Carsey, Kid 1901
Carter, Gary 1991
Caruthers, Bob 1890-91
Casey, Doc 1899-1900, 06-07
Casey, Hugh 1939-42, 46-48
Cassidy, Pete 1899
Castillo, Robert 1977-81, 85
Castro, Juan 1995-99
Catterson, Tom 1908-09
Cedeno, Cesar 1947
Cedeno, Roger 1995-98
Cey, Ron 1971-82
Chandler, Ed 1947
Chapman, Ben 1944-45
Chapman, Glenn 1934
Checo, Robinson 1999
Chen, Chin-Feng 2002-
Cheney, Larry 1915-19
Chervinko, Paul 1937-38
Chipman, Bob 1941-44
Christensen, McKay 2001
Christopher, Mike 1991
Churn, Chuck 1959
Cimoli, Gino 1956-58
Cisar, George 1937
Clabaugh, Moose 1926
Clancy, Bud 1932
Clark, Bob 1890
Clark, Dave 1996
Clark, Watty 1927-37
Clement, Wally 1909
Clontz, Brad 1998
Cohen, Alta 1931-32
Colavito, Rocky 1968
Collins, Bill 1913
Collins, Hub 1890-92
Collum, Jackie 1957-58
Connors, Chuck 1949
Cook, Dennis 1990-91
Cookson, Brent 1999
Coombs, Jack 1915-18
Cooney, Johnny 1935-37, 43-44
Cora, Alex 1998-
Corbitt, Claude 1945
Corcoran, Tommy 1892-96
Corey, Bryan 2002-
Corgan, Chuck 1925, 27
Corkhill, Pop 1890
Corriden, John 1946
Coscarart, Pete 1938-41
Coulson, Bob 1910-11
Counsell, Craig 1999
Covington, Wes 1966
Cox, Billy 1948-54
Cox, Dick 1925-26
Crabbe, George 1910
Craig, Roger 1955-61
Crane, Cannonball 1893
Crane, Sam 1922
Crawford, Willie 1964-75
Crews, Tim 1987-92
Crocker, Claude 1944-45
Cromer, Tripp 1997-99
Cronin, John 1895, 1904

Cross, Lave 1900
Crouch, Bill 1939
Crow, Don 1982
Cruz, Henry 1975-76
Cuccinello, Tony 1932-35
Cullenbine, Roy 1940
Cullop, Nick 1929
Culver, George 1973
Cummings, John 1995-96
Curtis, Chad 1996
Curtis, Cliff 1912-13
Cutshaw, George 1912-17
Cuyler, Kiki 1938

D

Daal, Omar 1993-95, 2002
Dahlen, Bill 1899-1903, 10-11
Dahlgren, Babe 1942
Daily, Con 1891-95
Daley, Jud 1911-12
Dalton, Jack 1910, 14
Daly, Tom 1890-96, 98-1901
Daniel, Jake 1937
Daniels, Kal 1989-92
Dantonio, Fats 1944-45
Dapper, Cliff 1942
Darnell, Bob 1954, 56
Darwin, Bob 1969, 91
Daub, Dan 1893-97
Daubert, Jake 1910-18
Davalillo, Vic 1977-80
Davidson, Bill 1910-11
Davis, Butch 1991
Davis, Curt 1940-46
Davis, Eric 1992-93
Davis, Lefty 1901
Davis, Mike 1988-89
Davis, Otis 1946
Davis, Ron 1987
Davis, Tommy 1959-66
Davis, Willie 1960-73
Day, Pea Ridge 1931
Deal, Lindsay 1939
Dean, Tommy 1967
DeBerry, Hank 1922-30
Decatur, Art 1922-25
Dede, Artie 1916
Dedeaux, Raoul 1935
Deisel, Pat 1902
DeJesus, Ivan 1974-76
Dell, Wheeler 1915-17
Delmas, Bert 1933
Demeter, Don 1956, 58-61
DeMontreville, Gene 1900
Dempsey, Rick 1988-90
Dent, Eddie 1909, 11-12
DeShields, Delino 1994-96
DeSilva, John 1993
Dessau, Rube 1910
Devereaux, Mike 1987-88, 98
Diaz, Carlos 1984-86
Dickerman, Leo 1923-24
Dietz, Dick 1972
Dillon, Pop 1904
Doak, Bill 1924, 27-28
Dobbs, John 1903-05
Dockins, George 1947
Dolan, Cozy 1901-02
Donnels, Chris 2000-01
Donovan, Patsy 1890, 1906-07
Donovan, Wild Bill 1899-1902
Doolan, Mickey 1918
Doscher, Jack 1903-06
Douglas, John 1945
Douglas, Phil 1915

Dowd, Snooks 1926
 Downey, Red 1909
 Downing, Al 1971-77
 Downs, Red 1912
 Doyle, Carl 1939-40
 Doyle, Jack 1903-04
 Drake, Solly 1959
 Drake, Tom 1941
Dreifort, Darren 1994-
 Drysdale, Don 1956-69
 Dudley, Clise 1929-30
 Duffie, John 1967
 Duncan, Mariano . 1985-87, 89
 Dunn, Jack 1897-1900
 Dunn, Joe 1908-09
 Durham, Bull 1904
 Durning, Dick 1917-18
 Durocher, Leo . 1938-41, 43, 45
 Durrett, Red 1944-45

E

Earle, Billy 1894
 Earnshaw, George . . 1935-36
 Eason, Mal 1905-06
 Eayrs, Eddie 1921
 Eckhardt, Ox 1936
 Edwards, Bruce 1946-51
 Edwards, Hank 1951
 Egan, Dick J. 1914-15
 Egan, Dick W. 1967
 Ehrhardt, Rube 1924-28
 Eischen, Joey 1995-96
 Eisenreich, Jim 1998
 Eisenstat, Harry . . . 1935-37
 Elberfeld, Kid 1914
 Ellingsen, Bruce 1972
 Elliott, Jumbo 1925, 27-30
 Elliott, Rowdy 1920
 Ellis, Robert 2002
 Elster, Kevin 2000
 Elston, Don 1957
 Ely, Bones 1891
 English, Gil 1944
 English, Woody 1937-38
 Enzmann, Johnny 1914
 Epperly, Al 1950
 Erskine, Carl 1948-59
 Erwin, Tex 1910-14
 Espy, Cecil 1983
 Essegian, Chuck 1959-60
 Esterbrook, Dude 1891
 Evans, Red 1939
 Evans, Roy 1902-03

F

Fabrique, Bunny 1916-17
 Fairey, Jim 1968, 73
 Fairly, Ron 1958-69
 Fallon, George 1937
 Farmer, Alex 1908
 Farrell, Dick 1961
 Farrell, Duke 1899-1902
 Faulkner, Jim 1930
 Felix, Gus 1926-27
 Ferguson, Alex 1929
 Ferguson, Joe . 1970-76, 78-81
 Fernandez, Chico 1956
 Fernandez, Sid 1983
 Ferrara, Al 1963, 65-68
 Ferrell, Wes 1940
 Fette, Lou 1940
 Fetzters, Mike 2000-01
 Fewster, Chick 1926-27
 Fimple, Jack 1983-84, 86
 Finlayson, Pembroke . 1908-09
 Finn, Mickey 1930-32

Fischer, Bill 1913-14
 Fischer, Jeff 1989-90
 Fisher, Bob 1912-13
 Fisher, Chauncey 1897
 Fitzsimmons, Freddie . 1937-43
 Fitzsimmons, Tom 1919
 Fletcher, Darrin 1989-90
 Fletcher, Sam 1909
 Flood, Tim 1902-03
 Flowers, Jake 1927-31, 33
 Flowers, Wes 1940, 44
 Fonville, Chad 1995-97
 Ford, Hod 1925
 Forster, Terry 1978-82
 Foster, Alan 1967-70
 Fournier, Jack 1923-26
 Foutz, Dave 1890-96
 Fowler, Art 1959
 Frankhouse, Fred 1936-38
 Franklin, Jack 1944
 Franks, Herman 1940-41
 Frederick, Johnny 1929-34
 Freigau, Howard 1928
 French, Larry 1941-42
 French, Ray 1923
 Frey, Lonny 1933-36
 Frias, Pepe 1980-81
 Fuchs, Charlie 1944
 Fuller, Nig 1902
 Furillo, Carl 1946-60

G

Gabrielson, Len 1967-70
 Gaddy, John 1938
Gagne, Eric 1999-
 Gagne, Greg 1996-97
 Galan, Augie 1941-46
 Gallagher, Joe 1940
 Gallivan, Phil 1931
 Galvez, Balvino 1986
 Garcia, Karim 1995-97
 Garman, Mike 1977-78
 Garner, Phil 1987
 Garvey, Steve 1969-82
 Garvin, Ned 1902-04
 Gaston, Welcome 1898-99
 Gastright, Hank 1894
 Gatins, Frank 1901
 Gautreaux, Sid 1936-37
 Gentile, Jim 1957-58
 George, Greek 1938
 Geraghty, Ben 1936
 Gessler, Doc 1903-06
 Getz, Gus 1914-16
 Giallombardo, Bob 1958
 Gibson, Kirk 1988-90
 Gilbert, Charlie 1940
 Gilbert, Pete 1894
 Gilbert, Shawn 2000
 Gilbert, Wally 1928-31
 Gillenwater, Carden . . . 1943
 Gilliam, Jim 1953-66
 Giunfriddo, Al 1947
 Giuliani, Tony 1940-41
 Gleason, Roy 1963
 Glossop, Al 1943
 Gochnaur, John 1901
 Golden, Jim 1960-61
 Goltz, Dave 1980-82
 Gonzalez, Jose 1985-91
 Gooch, Johnny 1928-29
 Goodson, Ed 1976-77
 Goodwin, Tom 1991-93, 2000-01
 Gordonier, Ray 1921-22
 Gorecki, Rick 1997

Gott, Jim 1990-94
 Grabarkewitz, Bill 1969-72
 Graham, Jack 1946
 Grant, Jim 1968
 Gray, Dick 1958-59
 Green, Harvey 1935
Green, Shawn 2000-
 Greene, Nelson 1924-25
 Greenfield, Kent 1929
 Gregg, Hal 1943-47
 Griffin, Alfredo 1988-91
 Griffin, Mike 1891-98
 Griffith, Bart 1922-23
 Griffith, Derrell 1963-66
 Griffith, Tommy 1919-25
 Grim, John 1895-99
 Grimes, Burleigh 1918-26
 Griner, Dan 1918
 Grissom, Lee 1940-41
 Grissom, Marquis 2001-02
 Gross, Kevin 1991-94
 Gross, Kip 1992-93
 Grote, Jerry 1977-78, 81
 Grudzielanek, Mark 1998-2002
 Guerrero, Pedro 1978-88
 Guerrero, Wilton 1996-98
 Gulden, Brad 1978
 Gumbert, Ad 1895-96
 Guthrie, Mark 1995-98
 Gwynn, Chris 1987-91, 94-95

H

Haas, Bert 1937-38
 Haddock, George 1892-93
 Hale, Chip 1997
 Hale, John 1974-77
 Hall, Bill 1913
 Hall, Bob 1905
 Hall, Darren 1996-98
 Hall, Johnny 1948
 Haller, Tom 1968-71
 Hallman, Bill 1898
 Hamilton, Jeff 1986-91
 Hamlin, Luke 1937-41
 Hamric, Bert 1955
 Hanifin, Pat 1897
 Hannas, Gerald 1978-79
 Hansell, Greg 1995
 Hansen, Dave 1989-96
 Hanson 1999-2002
 Hansford, F. C. 1898
 Hargreaves, Charlie 1923-28
 Harkey, Mike 1997
 Harkness, Tim 1961-62
 Harper, George 1896
 Harper, Harry 1923
 Harris, Bill 1957, 59
 Harris, Joe 1928
 Harris, Lenny 1989-93
 Hart, Bill F. 1892
 Hart, Bill W. 1943-45
 Hartje, Chris 1939
 Hartley, Mike 1989-91
 Hassett, Buddy 1936-38
 Hatcher, Mickey . 1979-80, 87-90
 Hartfield, Gil 1893
 Hathaway, Ray 1945
 Hatten, Joe 1946-51
 Haughey, Chris 1943
 Haugstad, Phil . 1947-48, 1951
 Havens, Brad 1987-88
 Hayworth, Ray . 1938-39, 44-45
 Head, Ed 1940, 42-44, 46
 Hearne, Hugh 1901-03
 Hechinger, Mike 1913

Heep, Danny 1987-88
 Hehl, Jake 1918
 Heimach, Fred 1930-33
 Heitmann, Henry 1918
 Hemming, George 1891
 Hendrick, Harvey 1927-31
 Henion, Lafayette 1919
 Henley, Weldon 1907
 Henline, Butch 1927-29
 Henry, Dutch 1923-24
 Henshaw, Roy 1937
 Herges, Matt 1999-2001
 Herman, Babe 1926-31, 45
 Herman, Billy 1941-43, 46
 Herrmann, Marty 1918
 Hermanski, Gene . 1943, 46-51
 Hernandez, Carlos 1990-96
 Hernandez, Enzo 1978
 Herring, Art 1934, 44-46
 Hershiser, Orel 1983-94, 00
 Heydeman, Greg 1973
 Hiatt, Phil 2001-
 Hickman, Dave J. 1916-19
 Hickman, Jim 1967
 Higbe, Kirby . 1941-43, 46-47
 Higgins, Bob 1911-12
 High, Andy 1922-25
 Hildebrand, George 1902
 Hill, Still Bill 1899-1899
 Hillegas, Shawn 1987-88
 Hines, Hunkey 1895
 Hoak, Don 1954-55
 Hockett, Oris 1938-39
 Hodges, Gil 1943, 47-61
 Hoffman, Glenn 1987
 Hogg, Bert 1934
 Hollandsworth, Todd . 1995-00
 Hollingsworth, Al 1939
 Hollingsworth, Bonnie . . 1924
 Hollins, Damon 1998
 Holmes, Darren 1990
 Holmes, Jim 1908
 Holmes, Tommy 1952
 Holton, Brian 1985-88
 Honeycutt, Rick 1983-87
 Hood, Wally 1920-22
 Hooton, Burt 1975-84
 Hopkins, Gail 1974
 Hopp, Johnny 1949
 Hopper, Lefty 1898
 Horton, Elmer 1898
 Horton, Ricky 1988-89
 Hough, Charles 1970-80
 Householder, Ed 1903
 Houston, Tyler 2002
 Howard, Frank 1958-64
 Howard, Thomas 1998
 Howe, Steve 1980-85
 Howell, Dixie 1953, 55-56
 Howell, Harry 1898, 1900
 Howell, Jay 1988-92
 Howell, Ken 1984-88
 Hoyt, Waite 1932, 37-38
 Hubbard, Trinidad 1998-99
 Hubbell, Bill 1925
 Huckaby, Ken 1996-97
 Hudson, Johnny 1936-40
 Hudson, Rex 1974
 Huff, Mike 1989
 Hug, Ed 1903
 Hughes, Jim J. 1899, 1901-02
 Hughes, Jim R. 1952-56
 Hughes, Mickey 1890
 Hummel, John 1905-15

Humphrey, Al. 1911
Hundley, Todd 1999-00
 Hungling, Bernie 1922-23
 Hunt, Ron 1967
 Hunter, George 1909-10
 Hunter, Willard 1962
 Hurley, Pat 1907
 Hutcheson, Joe 1933
 Hutchinson, Ira 1939
 Hutson, Roy 1925
 Hutton, Tom 1966, 69

I

Ingram, Gary. 1994, '97
 Inks, Bert. 1891-92
 Irwin, Charlie 1901-02
Ishii, Kazuhisa 2002-
Izturis, Cesar 2002-

J

Jacklitsch, Fred 1903-04
 Jackson, Randy 1956-58
 Jacobson, Merwin 1926-27
 James, Cleo 1968
 Janvrim, Hal 1921-22
 Jarvis, Roy 1944
 Javier, Stan 1990-92
 Jeffcoat, George. 1936-37, 39
 Jenkins, Jack 1969
 Jennings, Hughie 1899-1900, 03
 John, Tommy 1972-78
 Johnson, Brian 2001
 Johnson, Charles 1998
 Johnson, Lou 1965-67
 Johnston, Fred Ivy 1924
 Johnston, Jimmy 1916-25
 Johnstone, Jay. 1980-82, 85
 Jones, Art 1932
 Jones, Binky 1924
 Jones, Fielder 1896-1900
 Jones, Oscar 1903-05
Jordan, Brian 2002-
 Jordan, Dutch 1903-04
 Jordan, Jimmy. 1933-36
 Jordan, Tim. 1906-10
 Jorgensen, Spider 1947-50
 Joshua, Von 1969-71, 73-74, 79
 Joyce, Bill. 1892
 Judd, Mike 1997-2000
 Judge, Joe 1933

K

Kampouris, Alex 1941-43
 Karos, Eric 1991-2002
 Karst, John 1915
 Keeler, "Wee" Willie 1893,
 1899-1902
 Kehn, Chet. 1942
 Kekich, Mike 1965, 68
 Kelleher, John 1916
 Kellert, Frank 1955
 Kelley, Joe. 1899-1901
 Kelly, George 1932
 Kelly, Roberto 1995
 Kennedy, Bob 1957
 Kennedy, Brickyard 1892-1901
 Kennedy, John 1965-66
 Kent, Maury 1912-13
 Kilduff, Pete 1919-21
 Kimball, Newt 1940-43
Kinkade, Mike 2002-
 King, Clyde 1944-45, 47-48,
 51-52
 Kinslow, Tom 1891-94
 Kipp, Fred 1957-59
 Kirby, Wayne 1996-97

Kirkpatrick, Enos 1912-13
 Kitson, Frank 1900-02
 Klippstein, John 1958-59
 Klugman, Joe 1924
 Klumpp, Elmer 1937
 Knetzer, Elmer. 1909-12
 Knolls, Hub 1906
 Koch, Barney 1944
 Koenecke, Len 1934-35
 Konerko, Paul. 1997-98
 Konetchy, Ed. 1919-21
 Korwan, Jim 1894
 Kosco, Andy. 1969-70
 Koufax, Sandy 1955-66
 Koukalik, Joe 1904
 Koupal, Lou 1928-29
 Koy, Ernie 1938-40
 Kress, Charlie 1954
 Krueger, Bill 1987-88
 Krueger, Ernie. 1917-21
 Kreuter, Chad. 2000-02
 Kruger, Abe 1908
 Kubenka, Jeff 1998-99
 Kustus, Joe. 1909

L

Labine, Clem 1950-60
 LaChance, Candy. 1893-98
 Lacy, Lee. 1972-78
 LaGrow, Lerrin 1979
 Lamanske, Frank. 1935
 Lamar, Bill 1920-21
 LaMaster, Wayne 1938
 Lamb, Ray 1969-70
 Landestoy, Rafael 1977, 83-84
 Landreaux, Ken 1981-87
 Landrum, Joe. 1950, 52
 Landrum, Tito 1987
 Lankford, Frank. 1998
 Larker, Norm. 1958-61
 Lary, Lyn 1939
 Lasorda, Tom 1954-55
 Latimer, Tacks. 1902
 Lavagetto, Cookie. 1937-41,
 46-47
 Law, Rudy. 1978, 80
 Lazzeri, Tony 1939
 Leard, Bill. 1917
 Leary, Tim 1987-89
 Lee, Bob 1967
 Lee, Hal. 1930
 Lee, Leron 1975-76
 Lefebvre, Jim 1965-72
 Lehman, Ken 1952, 56-57
 LeJeune, Larry 1911
 LeJohn, Don 1965
 Lembo, Steve 1950, 52
 Lennox, Ed. 1909-10
 Leonard, Dutch. 1933-36
 Leonard, Jeffrey. 1977
 Leslie, Sam 1933-35
 Lewallyn, Dennis. 1975-79
 Lewis, Darren 1997
 Lewis, Phil. 1905-08
 Leyritz, Jim. 2000
 Lillis, Bob 1958-61
 Lindsey, Jim 1937
 Lindstrom, Fred. 1936
 Liriano, Nelson 1997
 Livingston, Mickey 1951
Lo Duca, Paul 1998-
 Loes, Billy 1950, 52-56
 Loftus, Dick 1924-25
 Logan, Bob 1935

Lohrman, Bill 1943-44
 Lombardi, Ernie. 1931
 Lombardi, Vic. 1945-47
 Long, Tom 1924
 Lopes, Davey 1972-81
 Lopez, Al 1928, 30-35
 Lopez, Luis 1990
 Loudenslager, Charlie 1904
 Lovett, Tom. 1890-91, 93
 Lucas, Ray. 1933-34
 Lucid, Con 1894-95
 Luke, Matt 1998
 Lumley, Harry 1904-10
 Lund, Don 1945, 47-48
 Luque, Dolf 1930-31
 Lyons, Barry 1990-91
 Lyttle, Jim. 1976

M

MacGamwell, Ed 1905
 Macon, Max 1940, 42-43
 Maddux, Mike 1990, 1999
 Madlock, Bill 1985-87
 Magee, Lee. 1919
 Maglie, Sal. 1956-57
 Magoon, George 1898
 Mails, Duster. 1915-16
 Malay, Charlie. 1905
 Maldonado, Candy. 1981-85
 Malinosky, Tony 1937
 Mallette, Mal 1950
 Malone, Lew 1917, 19
 Maloney, Billy. 1906-08
 Maloney, Sean 1998
 Mamaux, Al 1918-23
 Mancuso, Gus. 1940
 Manuel, Charlie. 1974-75
 Manush, Heinie. 1937-38
 Maranville, Rabbit 1926
 Marichal, Juan. 1975
 Marquard, Rube 1915-20
 Marrero, Oreste. 1996
 Marriott, Bill. 1926-27
 Marrow, Buck 1937-38
 Marshall, Doc 1909
 Marshall, Mike A. 1981-89
 Marshall, Mike G. 1974-76
 Martin, Morrie. 1949
 Martinez, Jesus 1996
 Martinez, Pedro 1992-93
 Martinez, Ramon. 1988-98
 Martinez, Teddy 1977-79
 Masaoka, Onan 1999-2000
 Mattingly, Earl. 1931
 Matuszek, Len 1985-87
 Mauch, Gene. 1944, 48
 Maul, Al. 1899
 Mauriello, Ralph 1958
 Mauro, Carmen 1953
 McBean, Alvin. 1969-70
 McCabe, Bill 1920
 McCann, Gene. 1901-02
 McCarren, Bill 1923
 McCarthy, Jack 1906-07
 McCarthy, Johnny 1934-35
 McCarthy, Tommy 1896
 McCarty, Lew. 1913-16
 McCormick, Mike J. 1904
 McCormick, Mike W. 1949
 McCreebie, Judge. 1903
 McCreery, Tom. 1901-03
 McDermott, Terry. 1972
 McDevitt, Danny 1957-60
 McDougal, John. 1895

McDowell, Roger 1991-94
 McElveen, Pryor. 1909-11
 McFarlan, Dan. 1899
 McFarland, Chappie 1906
 McGann, Dan 1899
 McGinnity, Joe 1900
 McGlothin, Pat 1949-50
 McGraw, Bob 1925-27
 McGuire, Deacon 1899-1901
 McIntyre, Harry. 1905-09
 McClames, Doc 1899, 1901
 McKenna, Kit 1898
 McLane, Ed 1907
 McLish, Cal. 1944, 46
 McMahon, Sadie 1897
 McMakin, John 1902
 McManus, Frank 1903
 McMichael, Greg 1998
 McMillan, Tommy. 1908-10
 McMullen, Ken. 1962-64, 73-75
 McWeeny, Doug 1926-29
 Medwick, Joe 1940-43, 46
 Melhuse, Adam. 2000
 Melton, Rube 1943-44, 46-47
 Mercado, Orlando 1987
 Merkle, Fred 1916-17
 Messersmith, Andy 1973-75, 79
 Metcalfe, Mike 1998, 2000
 Meusel, Irish. 1927
 Meyer, Benny 1913
 Meyer, Lee 1909
 Meyer, Russ. 1953-55
 Meyers, Chief 1916-17
 Michael, Gene. 1967
 Mickens, Glenn 1953
 Mikkelsen, Pete 1969-72
 Miksis, Eddie. 1944, 46-51
 Miles, Don 1958
 Miljus, Johnny 1917, 20-21
 Miller, Bob. 1963-67
 Miller, Fred 1910
 Miller, Hack. 1916
 Miller, John. 1969
 Miller, Larry 1964
 Miller, Lemmie 1984-85
 Miller, Otto. 1910-22
 Miller, Ralph. 1898
 Miller, Rod 1957
 Miller, Trever 2000
 Miller, Walt 1911
 Millies, Wally 1934
 Milliken, Bob 1953-54
 Mills, Alan 1999-00
 Mills, Buster. 1935
 Mincer, Paul 1946, 48-49
 Mitchell, Bobby. 1980-81
 Mitchell, Clarence 1918-22
 Mitchell, Dale 1956
 Mitchell, Fred 1904-05
 Mitchell, Johnny 1924-25
 Micki, Dave. 1998-99
 Moeller, Joe 1962, 64, 66-71
 Mohart, George. 1920-21
 Monday, Rick 1977-84
 Mondesi, Raul 1993-99
 Moon, Wally. 1959-65
 Moore, Cy 1929-32
 Moore, Dee 1943
 Moore, Eddie 1929-30
 Moore, Gary 1970
 Moore, Gene 1939-40
 Moore, Randy. 1936-37
 Moore, Ray 1952-53



Morales, Jose 1982-84
 Moran, Herbie 1912-13
 Morgan, Bobby . . . 1950, 52-53
 Morgan, Eddie 1937
 Morgan, Mike 1989-91
 Morrison, Johnny . . . 1929-30
 Moryn, Walt 1954-55
 Moss, Ray 1926-31
 Mossor, Earl 1951
Mota, Guillermo 2002-
 Mota, Manny 1969-80, 82
 Moulder, Glen 1946
 Mowe, Ray 1913
 Mowrey, Mike 1916-17
 Mulholland, Terry . . . 2001-02
 Mullen, Billy 1923
 Mulvey, Joe 1895
 Mungo, Van Lingle . . . 1931-41
 Munns, Les 1934-35
 Munoz, Mike 1989-90
 Munoz, Noe 1995
 Murch, Simmy 1908
 Murphy, Rob 1995
 Murray, Eddie 1989-91, 97
 Murray, Jim 1922
 Myers, Hy 1909, 11, 14-22

N

Nahiem, Sam 1938
 Naylor, Earl 1946
 Neal, Charlie 1956-61
 Negray, Ron 1952, 58
 Neidlinger, Jim 1990
 Neis, Bernie 1920-24
 Nelson, Rocky 1952, 56
 Nen, Dick 1963
 Newcombe, Don 1949-51,
 54-58
 Newsom, Bobo 1929-30, 42-43
 Newton, Doc 1901-02
 Nichols, Rod 1993
 Nidenfuor, Tom 1981-87
 Nicholas, Otho 1945
 Nixon, Al 1915-16, 18
 Nixon, Otis 1997
Nomo, Hideo 1995-98, 2002-
 Nops, Jerry 1900
 Noren, Irv 1960
 Norman, Fred 1970
 North, Bill 1978
 Northen, Hub 1911-12
 Nunez, Jose A. 2001

O

Oates, Johnny 1977-79
 O'Brien, Bob 1971
 O'Brien, Darby 1890-92
 O'Brien, John 1891
 Ock, Whitey 1935
 O'Doul, Lefty 1931-33
 Oeschger, Joe 1925
 Offerman, Jose 1990-95
 Ojeda, Bob 1991-92
 Oliver, Al 1985
 Oliver, Nate 1963-67
 Olmo, Luis 1943-45, 49
 Olson, Gregg 2000-01
 Olson, Irv 1915-24
 O'Mara, Ollie 1914-16, 18-19
 O'Neil, Mickey 1926
 Onis, Curly 1935
 Orengo, Joe 1943
 Oroscio, Jesse 1988, 2001-02
 O'Rourke, Frank 1917-18
 Orta, Jorge 1982

Ortega, Phil 1960-64
 Osborne, Tiny 1924-25
 Osgood, Charlie 1944
 Osteen, Claude 1965-73
 Ostermueller, Fritz . . . 1943-44
 Osuna, Al 1994
 Osuna, Antonio 1995-2000
 Outen, Chick 1933
 Owen, Mickey 1941-45
 Owens, Red 1905

P

Paciorek, Tom 1970-75
 Padgett, Don 1946
 Pafko, Andy 1951-52
 Page, Phil 1934
 Palica, Erv 1945, 47-51, 53-54
 Palmquist, Ed 1960-61
 Park, Chan Ho 1994-2001
 Parker, Rick 1995
 Parker, Wes 1964-72
 Parks, Art 1937, 39
 Parra, Jose 1995
 Partridge, Jay 1927-28
 Pascual, Camilo 1970
 Pasley, Kevin 1974, 76-77
 Pastorius, Jim 1906-09
 Pattee, Harry 1908
 Patterson, Dave 1979
 Pattison, Jimmy 1929
 Payne, Harley 1896-98
 Peacock, Johnny 1945
 Peck, Hal 1943
 Pederson, Stu 1985
 Pena, Alejandro 1981-89
 Peña, Angel 1998-2000
 Pena, Jose 1970-72
 Perconte, Jack 1980-81
 Perez, Carlos 1998-2000

Perez, Odalis 2002-
 Perkins, Charlie 1934
 Perranoski, Ron 1961-67, 72
 Perry, Pat 1990
 Peterson, Jim 1937
 Petty, Jesse 1925-28
 Pfeffer, Jeff 1913-21
 Pfister, George 1941
 Pfund, Lee 1945
 Phelps, Babe 1935-41
 Phelps, Ed 1912-13
 Phelps, Ray 1930-32
 Piazza, Val 1992-98
 Piccinich, Mike 1929-33
 Pignatano, Joe 1957-60
 Pinckney, George 1890-91
 Pipgras, Ed 1932
 Plitt, Norman 1918, 27
 Podbielan, Bud 1949-52
 Podres, Johnny 1953-55, 57-66
 Poffenberger, Boots . . . 1939
 Polly, Nick 1937
 Poole, Ed 1904
 Poole, Jim 1990
 Popovich, Paul 1968-69
 Posedel, Bill 1938
 Post, Sam 1922
 Potter, Dykes 1938
 Pounds, Bill 1903
 Powell, Boog 1977
 Powell, Dennis 1985-86
 Powell, Paul Ray 1973, 75
 Power, Ted 1981-82
 Pressnell, Tot 1938-40
 Prince, Tom 1994-98

Prokopec, Luke 2000-01
 Purdin, John 1964-65, 68-69
 Pye, Eddie 1994-95

Q

Quantrill, Paul 2002-
 Quinn, Jack 1931-32

R

Rachunok, Steve 1940
 Rackley, Mary 1947-49
 Radinsky, Scott 1996-98
 Radtke, Jack 1936
 Ragan, Pat 1911-15
 Rakow, Ed 1960
 Ramazzotti, Bob 1946, 48-49
 Ramsdell, Willie 1947-48, 50
 Ramsey, Mike Jeffrey . . . 1985
 Ramsey, Mike James . . . 1987
 Randolph, Willie 1989-90
 Rath, Gary 1998
 Rau, Doug 1972-79
 Rautzhan, Lance 1977-79
 Reardon, Phil 1906
 Reboulet, Jeff 2001-02
 Redmond, Harry 1909
 Reed, Howie 1964-66
 Reed, Jody 1993
 Reese, Pee Wee 1940-42, 46-58
 Regan, Phil 1966-68
 Reidy, Bill 1899, 1903-04
 Reis, Bobby 1931-32, 35
 Reiser, Pete 1940-42, 46-48
 Reisling, Doc 1904-05
 Repulski, Rip 1959-60
 Reulbach, Ed 1913-14
 Reuss, Jerry 1979-87
 Reyes, Al 2000-01
 Reyes, Dennis 1997-98
 Reyes, Gilberto 1983-85, 87-88
 Reynolds, R.J. 1983-85
 Rhiel, Billy 1929
 Rhoden, Rick 1974-78
 Richards, Paul 1932
 Richardson, Danny 1893
 Richert, Pete 1962-64, 72-73
 Riconda, Harry 1928
 Riggert, Joe 1914
 Riggs, Adam 1997
 Riggs, Lew 1941-42, 46
 Ripple, Jimmy 1939-40
 Ritter, Lou 1902-08
 Rivera, German 1983-84
 Rizzo, Johnny 1942

Roberts, Dave 2002-
 Roberts, Jim 1924-25
 Robertson, Dick 1918
 Robinson, Earl 1958
 Robinson, Frank 1972
 Robinson, Jackie 1947-56
 Robles, Sergio 1976
 Rochelli, Lou 1944
 Rodas, Rich 1983-84
 Rodriguez, Ellie 1976
 Rodriguez, Felix 1995-96
 Rodriguez, Henry 1992-95
 Roe, Preacher 1948-54
 Roebuck, Ed 1955-58, 60-63
 Roenicke, Ron 1981-83
 Roettger, Oscar 1927
 Rogers, Lee 1938
 Rogers, Packy 1938
 Rojas, Mel 1999
 Rojek, Stan 1942, 46-47
 Romano, Jim 1950

Romo, Vicente 1968, 82
 Roseboro, Johnny 1957-67
 Rosen, Goody 1937-39, 44-46
 Rosenfeld, Max 1931-33
Ross, David 2002-
 Ross, Don 1940
 Rowe, Ken 1963
 Rowe, Schoolboy 1942
 Roy, Jean Pierre 1946
 Roy, Luther 1929
 Royster, Jerry 1973-75
Ruan, Wilkin 2002-
 Rucker, Nap 1907-16
 Rudolph, Ernie 1945
 Ruether, Dutch 1921-24
 Rush, Andy 1925
 Russell, Bill 1969-86
 Russell, Jim 1950-51
 Russell, John 1917-18
 Rutherford, Johnny 1952
 Ryan, Jack 1911
 Ryan, John 1898
 Ryan, Rosy 1933

S

Samuel, Juan 1990-92
 Sandlock, Mike 1945-46
 Sanford, Chance 1999
 Santangelo, F.P. 2000
 Savage, Jack 1987
 Savage, Ted 1968
 Sax, Dave 1982-83
 Sax, Steve 1981-88
 Sayles, Bill 1943
 Scanlan, Bill 1904-07, 09-11
 Scharlt, Bill 1911-12
 Scheer, Al 1913
 Schliebner, Dutch 1923
 Schmandt, Ray 1918-22
 Schmidt, Henry 1903
 Schmitz, Johnny 1951-52
 Schmutz, Charlie 1914-15
 Schneiberg, Frank 1910
 Schofield, Dick 1966-67
 Schofield Jr., Dick 1995
 Schott, Gene 1939
 Schreiber, Paul 1922-23
 Schultz, Howie 1943-47
 Schultz, Joe 1915
 Schupp, Ferdie 1921
 Scioscia, Mike 1980-92
 Scott, Dick 1963
 Seañez, Rudy 1994-95
 Searage, Ray 1989-90
 Seats, Tom 1945
 Sebring, Jimmy 1909
 See, Larry 1986
 Sells, Dave 1975
 Sexauer, Elmer 1948
 Shanahan, Greg 1973-74
 Sharperson, Mike 1987-93
 Sharrott, George 1893-94
 Shaute, Joe 1931-33
 Shaw, Jeff 1998-01
 Shea, Merv 1938
 Sheppard, Jimmy 1897-98,
 1900-05
 Sheehan, Jack 1920-21
 Sheehan, Tommy 1908
 Sheffield, Gary 1998-
 Shelby, John 1987-90
 Sheridan, Red 1918, 20
 Sherlock, Vin 1935
 Sherry, Larry 1958-63

Sherry, Norm 1959-62
 Shindle, Bill 1894-98
 Shipley, Craig 1986-87
 Shirley, Bart 1964, 66, 68
 Shirley, Steve 1982
 Shoch, George 1893-97
 Shriver, Harry 1922-23
 Shuba, George . 1948-50, 52-55
Shuey, Paul 2002-
 Siebert, Dick 1932, 36
 Simpson, Joe 1975-78
 Sims, Duke 1971-72
 Singer, Bill 1964-72
 Sizemore, Fred 1938-39
 Sizemore, Ted 1969-70, 76
 Skaff, Frank 1935
 Skowron, Bill 1963
 Slade, Gordon 1930-32
 Sloat, Dwain 1948
 Smith, "Broadway" 1897-00
 Smith, Charley 1960-61
 Smith, Dick 1965
 Smith, George 1918, 23
 Smith, Germany 1890, 97
 Smith, Greg 1991
 Smith, Hap 1910
 Smith, Jack 1962-63
 Smith, Nate 1962
 Smith, Red 1911-14
 Smith, Reggie 1976-81
 Smith, Sherry 1915-17, 19-22
 Smith, Tony 1910-11
 Smyres, Clancy 1944
 Smyth, Red 1915-17
 Smythe, Harry 1934
 Snider, Duke 1947-62
 Snyder, Cory 1993-94
 Snyder, Gene 1959
 Snyder, Jack 1917
 Solomon, Eddie 1973-75
 Sommerville, Andy 1894
 Sosa, Elias 1976-77
 Sothem, Denny 1931
 Spencer, Daryl 1961-63
 Spencer, Roy 1937-38
 Spooner, Karl 1954-55
 Springer, Dennis 2001-02
 Stack, Eddie 1912-13
 Stainback, Tuck 1938-39
 Stallings, George 1890
 Standaert, Jerry 1925-26
 Stanhouse, Don 1980
 Stanky, Eddie 1944-47
 Stark, Dotly 1910-12
 Statz, Jigger 1927-28
 Steele, Bill 1914
 Steele, Elmer 1911
 Steelman, Farmer 1900-01
 Stein, Ed 1892-96, 98
 Stengel, Casey 1912-17
 Stephenson, Jerry 1970
 Stevens, Ed 1945-47
 Stewart, Dave 1978, 81-83
 Stewart, Stuff 1923
 Stinson, Bob 1969-70
 Stock, Milt 1924-26
 Stovey, Harry 1893
 Strahler, Mike 1970-72
 Strang, Sammy 1903-04
 Strawberry, Darryl 1991-93
 Stricklett, Elmer 1905-07
 Stripp, Joe 1932-37
 Stryker, Dutch 1926

Stuart, Dick 1966
 Stubbs, Franklin 1984-89
 Sudakis, Bill 1968-71
 Sukeforth, Clyde 1932-34, 45
 Sullivan, Billy 1942
 Sunkel, Tom 1944
 Sutcliffe, Rick 1976, 78-81
 Sutton, Don 1966-80, 88
 Swift, Bill 1941

T

Tamulis, Vito 1938-41
 Tapani, Kevin 1995
 Tatum, Tommy 1941, 47
 Taveras, Alex 1982-83
 Taylor, Danny 1932-36
 Taylor, Harry 1946-48
 Taylor, Zack 1920-25, 35
 Teed, Dick 1953
 Templeton, Chuck 1955-56
 Tepsic, Joe 1946
 Terry, Adonis 1890-91
 Terwilliger, Wayne 1951
 Thatcher, Grant 1903-04
 Thielman, Henry 1903
 Thomas, Derrel 1979-83
 Thomas, Fay 1932
 Thomas, Ray 1938
 Thomasson, Gary 1979-80
 Thompson, Don 1951, 53-54
 Thompson, Fresco 1931-32
 Thompson, Milt 1996
 Thompson, Tim 1954
 Thormahlen, Hank 1925
Thurston, Joe 2002-
 Thurston, Sloppy 1930-33
 Tierney, Cotton 1925
 Tischinski, Tom 1973
 Todd, Al 1939
 Tooley, Bert 1911-12
 Torborg, Jeff 1964-70
 Tracewski, Dick 1962-65
 Traxler, Brian 1990
 Treadway, George 1894-95
 Treadway, Jeff 1994-95
 Tremark, Nick 1934-36
 Tremper, Overton 1927-28
 Trevino, Alex 1986-87
 Tricek, Rick 1993
 Trombley, Mike 2001-02
 Tucker, Tommy 1898
 Tudor, John 1988-89
 Tyson, Ty 1928

U

Underwood, Fred 1894

V

Vail, Mike 1984
 Valdes, Ismael . 1994-99, 2000
 Valdes, Rene 1957
 Valentine, Bobby . 1969, 71-72
 Valenzuela, Fernando . 1980-90
 Valle, Hector 1965
 Valo, Elmer 1957-58
 Van Buren, Deacon 1904
 Vance, Dazzy 1922-32, 35
 Vance, Sandy 1970-71
 Van Cuyk, Chris 1950-52
 Van Cuyk, Johnny 1947-49
 Vande Berg, Ed 1986
 Vaughan, Arky . 1942-43, 47-48
 Versailles, Zoilo 1968
 Vickers, Rube 1903
 Viczaino, Jose . 1989-90, 98-00
 Vosmik, Joe 1940-41

W

Wachtel, Paul 1917
 Wade, Ben 1952-54
 Wagner, Butts 1898
 Walker, Dixie 1939-47
 Walker, Mysterious 1913
 Walker, Rube 1951-58
 Wall, Joe 1902
 Wall, Stan 1974-77
 Walls, Lee 1962-64
 Wallach, Tim 1993-96
 Walsh, Dave 1990
 Walton, Danny 1976
 Waner, Lloyd 1944
 Waner, Paul 1941, 1943-44
 Ward, Chuck 1918-22
 Ward, John "Monte" 1891-92
 Ward, Preston 1948
 Ward, Rube 1902
 Warner, Jack 1929-31
 Warren, Tommy 1944
 Warwick, Carl 1961
 Wasdell, Jimmy 1940-41
 Washington, Ron 1977
 Watkins, George 1936
 Wayne, Gary 1994
 Weaver, Eric 1998
 Webb, Hank 1977
 Webber, Les 1942-46
 Webster, Mitch 1991-95
 Weiss, Gary 1980-81
 Welch, Bob 1978-87
 Wellman, Brad 1987
 Wells, John 1944
 Wells, Terry 1990
 Werhas, John 1964-65, 67
 West, Max 1928-29
 Wetteland, John 1989-91
 Weyhing, Gus 1900
 Wheat, Mack 1915-19
 Wheat, Zack 1909-26
 Wheeler, Ed 1902
 Barney, White 1945
 White, Bill 1945
 White, Devon 1999-2000
 White, Larry 1983-84
 White, Myron 1978
 Whitfield, Terry 1984-86
 Whiting, Jesse 1906-07
 Whitman, Dick 1946-49
 Whitted, Possum 1922
 Wicker, Kemp 1941
 Wilhelm, Hoyt 1971-72
 Wilhelm, Kaiser 1908-10
 Wilkins, Rick 1999
 Willhite, Nick 1963-66
 Williams, Dick 1951-54, 56
 Williams, Jeff 1999-2002
 Williams, Leon 1926
 Williams, Reggie 1985-87
 Williams, Reggie 1995
 Williams, Stan 1958-62
 Williams, Todd 1995
 Williams, Woody 1938
 Wills, Maury 1959-66, 69-72
 Wilson, Eddie 1936-37
 Wilson, Hack 1932-34
 Wilson, Robert 1958
 Wilson, Steve 1991-93
 Wilson, Tex 1924
 Windhorn, Gordon 1961
 Winford, Jim 1938

Winham, Lave 1902
 Winsett, Tom 1936-38
 Winston, Hank 1936
 Witt, Whitey 1926
 Wojey, Pete 1954
 Woodson, Tracy 1987-89
 Worell, Todd 1993-97
 Wright, Clarence 1901
 Wright, Glenn 1929-33
 Wright, Ricky 1982-83
 Wrigley, Zeke 1899
 Wurm, Frank 1944
 Wyatt, Whit 1939-44
 Wynn, Jimmy 1974-75

Y

Yale, Ad 1905
 Yarrison, Rube 1924
 Yeager, Joe 1898-1900
 Yeager, Steve 1972-85
 Yingling, Earl 1912-13
 Young, Eric 1992, 97-99
 Young, Matt 1987

Z

Zachary, Chink 1944
 Zachary, Tom 1934-36
 Zachry, Pat 1983-84
 Zahn, Geoff 1973-75
 Zeile, Todd 1997-98
 Zimmer, Don 1954-59, 63
 Zimmerman, Bill 1915
 Zimmerman, Eddie 1911

MANAGERS

Alston, Walter 1954-76
 Barnie, Billy 1897-98
 Carey, Max 1932-33
 Dahlen, Bill 1910-13
 Donovan, Patsy 1906-08
 Drensen, Chuck 1951-53
 Durocher, Leo 1939-46, 48
 Ebbets, Charles 1898
 Foutz, Dave 1893-96
 Griffin, Mike 1938
 Grimes, Burleigh 1897-88
 Hanlon, Ned 1899-1905
 Hoffman, Glenn 1998
 Johnson, Davey 1999-00
 Lasorda, Tom 1977-96
 Lumley, Harry 1909
 McGinnigle, Bill 1890
 Robinson, Wilbert 1914-31
 Russell, Bill 1996-98
 Shotton, Burt 1947-50
 Stengel, Casey 1934-36
 Sukeforth, Clyde 1947
Tracy, Jim 2001-
 Ward, John "Monte" 1891-92

COACHES

Adams, Red 1969-80
 Amalfitano, Joey 1983-98
 Basgall, Monty 1973-86
 Becker, Joe 1958-64
 Beringer, Carroll 1967-72
 Blades, Ray 1947-48
 Bragan, Bobby 1960
 Bryant, Clay 1961
Clark, Jack 2001-
Colborn, Jim 2001-
 Corriden, Red 1941-46
 Cresse, Mark 1974-98
 Dempsey, Rick 1999-00
 Down, Rick 1999-00
 Drensen, Charlie 1939-42, 1943-56, 1958-59



Durocher, Leo 1961-64	Hough, Charlie 1998-99	Osteen, Claude 1999-00	Smith, Reggie 1994-98
Egan, Ben 1925	Johnston, Jimmy 1931	Ozark, Danny 1965-72,	Stengel, Casey 1932-33,
Ferguson, Joe 1988-94	Kelley, Joe 1926	1980-82	1949-50
Fitzsimmons, Freddie 1942	Killefer, Bill 1939	Perranoski, Ron 1981-94	Sukeforth, Clyde 1949-50
Gilliam, Jim 1965-78	Lasorda, Tommy 1973-76	Phillips, Lefty 1965-68	Taylor, Zack 1935
Gomez, Preston 1965-67,	Lavagetto, Cookie 1951-53	Pitler, Jake 1947-57	Tincup, Ben 1940
1977-79	Lefebvre, Jim 1978-79	Reese, Pee Wee 1959	Tracy, Jim 1999-2000
Gregson, Glenn 1998	Lett, Jim 2001-	Reiser, Pete 1960-64,	Walker, Dixie 1970-74
Haines, Jesse 1938	Lyons, Ted 1954	Riggleman, Jim 2001-	Walker, Rube 1958
Hartsfield, Roy 1969-72	McGinnity, Joe 1926	Roenicke, Ron 1992-93	Wallace, Dave 1995-97
Hayworth, Ray 1945	Miller, Otto 1926-36	Russell, Bill 1987-91,	
High, Andy 1937-38	Mota, Manny 1980-	1994-96	
Hines, Ben 1985-86,	Mulleavy, Greg 1958-60,	Ruth, Babe 1938	
1988-93	1962-64	Scioscia, Mike 1997-98	
Hoffman, Glenn 1999-	Olson, Irv 1924, 1930-31	Shelby, John 1998-	

DODGER HALL OF FAMERS

Players	Years with Dodgers	Inducted	Players	Years with Dodgers	Inducted
Bancroft, Dave	1928-29	1971	Manush, Heinie	1937-38	1964
Brouthers, Dan	1892-93	1945	Maranville, "Rabbit"	1926	1954
Bunning, Jim	1969	1996	Marichal, Juan	1975	1983
Campanella, Roy	1948-57	1969	Marquard, Rube	1915-20	1971
Carey, Max*	1926-29	1961	McCarthy, Thomas	1896	1946
Carter, Gary	1991	2003	McGinnity, Joet	1900	1946
Cuyler, "Kiki"	1938	1968	Medwick, Joe	1940-43, '46	1968
Drysdale, Don	1956-69	1984	Murray, Eddie	1989-91; 97	2003
Durocher, Leo*†	1938-41,		Reese, Pee Wee†	1940-42,	
	'43, '45	1994		'46-58	1984
Grimes, Burleigh*	1918-26	1964	Robinson, Frank	1972	1982
Herman, Billy**	1941-43, '46	1975	Robinson, Jackie	1947-56	1962
Hoyt, Waite	1932, '37-38	1969	Snider, Duke	1947-62	1980
Jennings, Hughie	1899-1900,		Stengel, Casey*†	1912-17	1966
	'03	1945	Sutton, Don	1966-80, '88	1998
Keeler, "Wee" Willie	1893,		Vance, Dazzy	1922-32, '35	1955
	1899-1902	1939	Vaughan, Arky	1942-43,	
Kelley, Joet	1899-1901	1971		'47-48	1985
Kelly, George	1932	1973	Waner, Lloyd	1944	1967
Koufax, Sandy	1955-66	1972	Waner, Paul	1941, '43-44	1952
Lazzeri, Tony	1939	1991	Ward, John M.*	1891-92	1964
Lindstrom, Fred	1936	1976	Wheat, Zack	1909-26	1959
Lombardi, Ernie	1931	1986	Wilhelm, Hoyt	1971-72	1985
Lopez, Al	1928, '30-35	1977	Wilson, Hack	1932-34	1979

*Was also a Dodger manager †Was also a Dodger coach

Managers/Coaches/Scouts

Alston, Walter	1954-76	1983	Lyons, Ted	1954	1955
Hanlon, Ned	1899-1905	1996	Robinson, Wilbert**	1914-31	1945
Lasorda, Tommy	1977-96	1997	Ruth, Babe	1938	1936
			Sisler, George	1943, '46-50	1939

**Also served as club president from 1925-29

Executives

MacPhail, Larry	1938-42	1978	Rickey, Branch	1942-50	1967
-----------------	---------	------	----------------	---------	------

Broadcasters

Barber, Red	1939-53	1978	Jarrin, Jaime	1959-present	1998
Harwell, Ernie	1948-49	1981	Scully, Vin	1950-present	1982

Hall of Fame list as of Feb. 1, 2003

DODGER RETIRED NUMBERS



Pee Wee Reese

UNIFORM NUMBER RETIRED - July 1, 1984

Harold "Pee Wee" Reese played 16 seasons at shortstop for the Brooklyn and Los Angeles Dodgers (1940-42, 1946-58) and was a member of seven Brooklyn pennant-winning teams, including the World Championship club of 1955. A 10-time National League all-star, Reese appeared in more games at shortstop (2,014) than any player in franchise history and is also the Dodgers' all-time leader in runs scored (1,338) and walks (1,210). His leadership qualities were recognized by Manager Walter Alston, who appointed "The Little Colonel" as team captain. Reese was inducted into the National Baseball Hall of Fame in 1984.

	AVG.	G	AB	R	H	2B	3B	HR	RBI	BB	SO	SB	CS	E
Dodger Totals- 16 years	.269	2166	8058	1338	2170	330	80	126	885	1210	890	232	45	407
Major League Totals- 16 years	.269	2166	8058	1338	2170	330	80	126	885	1210	890	232	45	407



Tommy Lasorda

UNIFORM NUMBER RETIRED - August 15, 1997

Tommy Lasorda had a tough act to follow when he succeeded future Hall of Famer Walter Alston as Dodger manager with four games left in the 1976 season. But like Alston, Lasorda went on to enjoy a lengthy and highly successful tenure at the helm. Piloting the Dodgers until the 1996 campaign, he racked up 1,599 victories to rank 13th on the all-time Major League managerial list, winning two World Series titles (1981 and 1988), four NL pennants and eight division titles.

Prior to joining the big league staff as a coach in 1973, he had a successful eight-year stint as a minor league manager, helping the development of several future Dodger stars. The former Brooklyn Dodger pitcher was inducted into the National Baseball Hall of Fame in 1997.

	G	W	L	PCT.
Dodger Totals- 21 years	3050	1599	1439	.526
Major League Totals- 21 years	3050	1599	1439	.526
Minor League Totals- 8 years	825	478	367	.555



Duke Snider

UNIFORM NUMBER RETIRED - July 6, 1980

The "Duke of Flatbush" was among the game's most feared hitters during his 16 seasons with the Brooklyn and Los Angeles Dodgers (1947-62), playing on a pair of World Championship teams (1955 and 1959) and in six World Series overall. The seven-time all-star center fielder ranks as the franchise's career leader in home runs (389) and runs batted in (1,271) and during the 1950s, he topped all Major Leaguers with 326 homers and 1,031 RBI. He slugged four home runs in both the 1952 and 1955 World Series and he holds the Brooklyn Dodger single-season mark of 43 homers, which led the National League in 1956. His 136 RBI in 1955 topped the NL. Snider was inducted into the National Baseball Hall of Fame in 1980.

	AVG.	G	AB	R	H	2B	3B	HR	RBI	BB	SO	SB	CS	E
Dodger Totals- 16 years	.300	1923	6640	1199	1995	343	82	389	1271	893	1123	99	49	63
Major League Totals- 18 years	.295	2143	7161	1259	2116	358	85	407	1333	971	1237	99	50	66

DODGER RETIRED NUMBERS
19
Jim Gilliam
UNIFORM NUMBER RETIRED - October 10, 1978


"Junior" Gilliam played his entire 14-year Major League career (1953-66) in a Dodger uniform, both in Brooklyn and Los Angeles, contributing to four World Championship clubs (1955, 1959, 1963 and 1965) and seven pennant-winners overall. He appeared in 1,976 games to rank fifth on the franchise's all-time games played list, seeing action at second base, third base and in the outfield.. In 1953, he was selected as the National League Rookie of the Year. Following his playing career, the two-time all-star served as a Dodger coach until his untimely death at the age of 49 prior to the start of the 1978 World Series, at which time his number was retired and the Dodgers wore a commemorative patch on their sleeve in his honor.

Jim GILLIAM

	AVG.	G	AB	R	H	2B	3B	HR	RBI	BB	SO	SB	CS	E
Dodger Totals- 14 years	.265	1956	7119	1163	1889	304	71	65	558	1036	416	203	111	204
Major League Totals- 14 years	.265	1956	7119	1163	1889	304	71	65	558	1036	416	203	111	204

20
Don Sutton
UNIFORM NUMBER RETIRED - August 14, 1998


The durable right-hander spent 16 of his 23 Major League seasons with the Dodgers and more than made his mark in team history, ranking as the franchise all-time leader in wins (233), games pitched (550), innings pitched (3,814), strikeouts (2,696) and shutouts (52). A four-time all-star, he pitched in three World Series (1974, 1977 and 1978) with the Dodgers, led the National League in shutouts (9) in 1972, was the NL ERA leader (2.21) in 1980 and a 21-game winner in 1976. He made his big league debut with the Dodgers in 1966 and stayed with the team through 1980, before leaving and rejoining the club in 1988. Sutton finished his career with 324 wins and 3,574 strikeouts and was enshrined in the National Baseball Hall of Fame in 1998.

Don SUTTON

	W-L	ERA	G	GS	CG	SHO	SV	IP	H	R	ER	HR	BB	SO
Dodger Totals- 16 years	233-181	3.09	550	533	156	52	5	3815.1	3291	1450	1311	309	996	2696
Major League Totals- 23 years	324-256	3.26	774	756	178	58	5	5282.1	4692	2104	1914	472	1343	3574

24
Walter Alston
UNIFORM NUMBER RETIRED - June 5, 1977


Walter Emmons Alston was a virtual unknown when he took over the helm of the Brooklyn Dodgers in 1954, but he became well-known in a hurry. The longtime minor league skipper guided his first Dodger team to 92 wins and followed that by piloting the 1955 Dodgers to 98 victories and their first World Championship in franchise history. He went on to lead the Dodgers to six more National League pennants and three more World Series titles (1959, 1963 and 1965) in a 23-year career in which he tallied 2,040 victories to place sixth on the all-time managerial wins list. His 3,658 total games managed rank eighth all-time. Alston, who played in one Major League game, that with the St. Louis Cardinals in 1934, was inducted into the National Baseball Hall of Fame in 1983.

Walter ALSTON

	G	W	L	PCT.
Dodger Totals- 23 years	3658	2040	1613	.558
Major League Totals- 23 years	3658	2040	1613	.558
Minor League Totals- 13 years	1735	982	753	.566

DODGER RETIRED NUMBERS (CONTINUED)



Sandy Koufax

32

UNIFORM NUMBER RETIRED - June 4, 1972

Among the most dominating pitchers in the game's history, the left-hander won 165 games and compiled 2,396 strikeouts in 2,324.1 innings with 40 shutouts in his 12-year Dodger career (1955-66). A three-time Cy Young Award winner and the National League MVP in 1963, Koufax was also World Series MVP in both 1963 and 1965, when he hurled a pair of shutouts. He led the NL in ERA five straight seasons from 1962-66, was the strikeouts leader four times and was tops in wins on three occasions with totals of 27, 26 and 25. In addition, Koufax pitched an NL-record four no-hitters, including a perfect game in 1965, and set the national single-season mark with 382 strikeouts in 1965. He was inducted into the Baseball Hall of Fame in 1972.

Sandy
KOUFAX

	W-L	ERA	G	GS	CG	SHO	SV	IP	H	R	ER	HR	BB	SO
Dodger Totals- 12 years	165-87	2.76	397	314	137	40	9	2324.1	1754	806	713	204	817	2396
Major League Totals- 12 years	165-87	2.76	397	314	137	40	9	2324.1	1754	806	713	204	817	2396



Roy Campanella

39

UNIFORM NUMBER RETIRED - June 4, 1972

In 10 seasons with the Brooklyn Dodgers (1948-57), "Campy" was a force both at the plate and behind the plate. The catcher played on five pennant-winning clubs, including the World Champions of 1955. That season, the eight-time all-star became a three-time National League Most Valuable Player award winner after collecting 32 home runs and 107 RBI. He also garnered MVP honors in 1951 and 1953, when he led the league with a Brooklyn-record 142 RBI to go with a career-high 41 home runs. Campanella, whose career was cut short due to a tragic automobile accident which left him paralyzed, was inducted into the Baseball Hall of Fame in 1969.

Roy
CAMPANELLA

	AVG.	G	AB	R	H	2B	3B	HR	RBI	BB	SO	SB	CS	E
Dodger Totals- 10 years	.276	1215	4205	627	1161	178	18	242	856	533	501	25	15	85
Major League Totals- 10 years	.276	1215	4205	627	1161	178	18	242	856	533	501	25	15	85



Jackie Robinson

42

UNIFORM NUMBER RETIRED - June 4, 1972

Jack Roosevelt Robinson made a historic entrance into Major League Baseball in 1947 as the first African-American player in the history of the game. His outstanding debut season netted him the inaugural Rookie of the Year award, which now bears his name, and spring-boarded him to a stellar 10-season career in which he was part of six Brooklyn Dodger pennant-winners, among them the World Championship club of 1955. In 1949, the six-time all-star won the National League batting title (.342) en route to earning MVP honors. Robinson, a first baseman as a rookie, starred as a second baseman for the next five seasons, before moving on to play third base and the outfield. He was inducted into the National Baseball Hall of Fame in 1962.

Jackie
ROBINSON

	AVG.	G	AB	R	H	2B	3B	HR	RBI	BB	SO	SB	CS	E
Dodger Totals- 10 years	.311	1382	4877	947	1518	273	54	137	734	740	291	197	30	117
Major League Totals- 10 years	.311	1382	4877	947	1518	273	54	137	734	740	291	197	30	117

53



Don Drysdale

UNIFORM NUMBER RETIRED - July 1, 1984

One of the game's fiercest competitors, the hard-throwing right-hander pitched 14 seasons (1956-69) for the Brooklyn and L.A. Dodgers, ranking second on the franchise career list in wins (209), games pitched (518), strikeouts (2,486), innings pitched (3,432.1) and shutouts (49). The NL strikeout leader in 1959 and 1960, "Big D" earned the league's Cy Young Award in 1962, when he won 25 and topped the league in strikeouts for a third time. A member of three World Championship clubs (1959, 1963 and 1965) and two other pennant-winners (1956 and 1966), he set a then-Major League record in 1968, tossing 58-2/3 consecutive scoreless innings, including a record six straight shutouts. Drysdale gained induction into the Baseball Hall of Fame in 1984.

Don DRYSDALE

	W-L	ERA	G	GS	CG	SHO	SV	IP	H	R	ER	HR	BB	SO
Dodger Totals- 14 years	209-166	2.95	518	465	167	49	6	3432.1	3084	1292	1124	280	855	2486
Major League Totals- 14 years	209-166	2.95	518	465	167	49	6	3432.1	3084	1292	1124	280	855	2486



On June 4, 1972, (left to right) Hall of Famers, Jackie Robinson, Roy Campanella and Sandy Koufax become the first players to have their uniform numbers retired by the Dodgers. Ceremonies were held during Oldtimers Day festivities at Dodger Stadium.

Chronological History of the

Dodgers

1890s

Brooklyn's debut into the National League in 1890 began on a positive note as the team nicknamed the "Bridegrooms" won the championship with an 86-43 record. It was the first of 21 National League pennants that the Dodgers would win during the next 100 years.


The moniker "Bridegrooms" was attached to Manager William "Gunner" McGinnigle's 1890 ballclub because seven of the players got married around the same time in 1888. Despite the success of the Bridegrooms, McGinnigle didn't last past the initial year and the team paraded through six different managers before the end of the decade. The skippers included John Montgomery Ward (1891-92), Dave Foutz (1893-96), William Barnie (1897-98), Mike Griffin (1898), Charles H. Ebbets (1898) and Ned Hanlon (1899-1905).

The term "Trolley Dodgers" was attached to the Brooklyn ballclub due to the complex maze of trolley cars that weaved its way through the borough of Brooklyn. The name was then shortened to just "Dodgers." During the 1890s, other popular nicknames were Ward's Wonders, Foutz's Fillies and Hanlon's Superbas.

Baseball was not new to Brooklyn, which had fielded a team as early as 1849. Charles Byrne, president of the Brooklyn club which started in the Interstate League and moved into the American Association, built Washington Park on the approximate site where George Washington's Continental Army had fought the battle of Long Island. The Dodgers of 1890 transferred to the National League from the American Association, where they had won the 1889 pennant.

Under Hanlon, who joined the Dodgers from Baltimore, the team brought stars to Brooklyn including "Wee" Willie Keeler, Hughie Jennings and Joe Kelley. Sportswriters dubbed the team "Hanlon's Superbas" because of a popular Broadway troupe of the same name. Brooklyn won the 1899 title under Hanlon, the first of two consecutive pennant winners.

Brooklyn-born Keeler, famous for saying "I hit 'em where they ain't," had great bat control and was an adroit bunter. He compiled a .345 career batting average, fifth best all-time in baseball. The 5-foot-4 Hall of Famer had a league-leading 140 runs scored in 1899. First decade stars also included pitcher William "Brickyard" Kennedy, who won 176 games; pitcher Tom Lovett, who won 30 games in 1890 (the only Dodger pitcher to record 30 wins in one season); outfielder Tommy "Oyster" Burns, who batted .300 from 1890-95 and led the league with 128 RBI in 1890; Mike Griffin, who batted over .300 in an eight-year period (1891-98) before managing; first baseman Dan Brouthers, who was the club's first batting champion with a .335 average in 1892; shortstop Tommy Corcoran, who batted .300 with 173 hits in 1894; and first baseman Candy LaChance, who hit .290 for six seasons (1893-98).



1890 Dodgers



Turn-of-the-century Dodgers

1900s

The turn of the century was marked by the Dodgers' second consecutive pennant-winning team (82 wins) under Manager Ned Hanlon. In 1900, the league was pared from 12 teams to eight, with Baltimore, Cleveland, Louisville and Washington dropping out. Baltimore transplant McGinnity, nicknamed "Iron Man" because of his ability to pitch both ends of a doubleheader, was 29-9 for the ballclub and once won five games in six days.

Beginning in 1901, the newly-formed American League began taking shape, luring top-notch talent from the National League. With a "raided" roster, Hanlon watched the Brooklyn foundation crack. Stars like McGinnity departed, as did Keeler, Jones, Kelley, Tom Daly and "Wild" Bill Donovan. It would not be until 1916 that the Dodgers would again be perched above their National League competition.

In 1901, Brooklyn slipped to third place and managed a second-place finish in 1902. In Hanlon's final season in 1905, they hit rock bottom with an eighth-place finish, 56 1/2 games behind New York. In 1903, Jimmy Sheppard became Brooklyn's first home run champion, as he led the league with nine home runs and stole 67 bases to tie for the league lead.

One of the most exciting stars of the period was pitcher "Nap" Rucker, dubbed "Napoleon" by Grantland Rice. He played on the same South Atlantic League (Class C) team as Ty Cobb, which was considered the best club ever assembled at that level. The left-hander won 15, 17 and 13 games in his first three seasons with the Dodgers and wound up

pitching in the 1916 World Series during his final season.

Zack Wheat was another Dodger great to emerge in the last year of the decade and would eventually play in more games (2,322) than any other Dodger.

The ownership of the ballclub was in a state of flux, as Charles Ebbets had become a 24-year employee of the original triumvirate of owners – Charles Byrne, Joseph Doyle and Ferdinand Abell. Ebbets, who toiled at almost every aspect of baseball management – from selling peanuts, scorecards and tickets to working as Byrne's assistant in the front office, used every opportunity to purchase even a small amount of stock in the team. He eventually held nearly 10 percent of the stock and after Byrne died in 1897, Ebbets managed to get elected as club president.

Then in a wild plan, Ebbets and Baltimore owner Harry Von der Horst became partners and while Von der Horst held 30 percent ownership of the Dodgers, Ebbets in exchange received Manager Ned Hanlon and several of Baltimore's top stars, including Keeler, Jennings, McGinnity, Kelley, Jones, Dahlen and Donovan.

When things turned for the worse in early 1900, Von der Horst wanted to sell his stock and Ebbets purchased it to become owner of the club. Immediately, he dreamed of expanding to a larger facility than Washington Park to accommodate the large crowds that were attending Dodger games against the rivals from New York, but would have to wait until the next decade for funding of the project.

1910s

A decade of changes was marked by the Dodgers' move to a new home park, Ebbets Field, and the managerial era of Wilbert Robinson. "Uncle Robbie" arrived on the scene in 1914 and would stay through 1931. He made such an impact on the team and the city, that the Brooklyn ballclub was known as the "Robins" during this period.

The 1916 club won the National League pennant and finally played in its first true World Series with the help of the amazing Casey Stengel. Although the Dodgers (or Robins) fell to the Boston Red Sox in the 1916 World Series, Stengel was the team's leading hitter with a .364 mark and right-handed pitcher Jeff Pfeffer won 25 games that season for the 94-60 club.

In Game 2 of the Series, the Dodgers lost to a pitcher named Babe Ruth, who won a 2-1 decision in 14 innings. After allowing a first-inning inside-the-park home run to Hy Myers, Ruth hurled 13 consecutive scoreless innings.

In 1913, Jake Daubert became the first Dodger to win Most Valuable Player honors, as he batted a league-high .350. First baseman Daubert won the National League batting title again in 1914 with a .329 mark.

With the rivalry between the Brooklynites and Manhattanites heating up, the Dodgers and Giants feud began to boil. Robinson and Giants' Manager John McGraw took regular jabs at each other in the press and as a result, when the teams met at either New York site, fans packed the fields and were extremely vocal as well.

Dodger owner Charles Ebbets, recognizing that the club could no longer survive in the confines of Washington Park, purchased land in Flatbush bordered by Bedford Avenue, Sullivan Street, Franklin Avenue and Montgomery Street. Although he originally purchased most of the property in 1908, Ebbets was in a pinch for money and had to sell 50 percent of the club's stock to new partners, Ed and Steve McKeever. As a result of the partnership, the Brooklyn Baseball Club, Inc. was formed and Ebbets remained president, while the Ebbets-McKeever Exhibition company was run by Ed McKeever.

After a struggle to secure all of the land, Ebbets broke ground on his field on March 4, 1912. A group of sports editors suggested to Ebbets that the field should not be called Washington Park but "Ebbets Field." The Dodgers played an exhibition game against New York on April 5, 1913 for the unofficial opening of the field. On April 9, the Dodgers dedicated 18,000-seat Ebbets Field in a game against the Phillies.

In 1917, the United States declared war on Germany – just five days prior to the opening of the season. Baseball owners asked the government to give them guidance on the status of the season. When no reply came from the nation's capital, the season proceeded and the Dodgers fell from the top spot in 1916 to seventh in 1917. The season was eventually curtailed in 1918 as some players began to leave for war.

Top players of the decade included: George Cutshaw at second base; shortstop Ivy Olson, who led the league with 164 hits in 1919; Otto Miller, Brooklyn's catcher from 1912-22; outfielder Zack Wheat, a solid .300 hitter who paced the N.L. in 1918 with a .335 mark; Stengel, very popular with Brooklyn fans and, after being traded to Pittsburgh, is remembered for returning to Ebbets Field in 1918, where he acknowledged the crowd and a sparrow flew out from beneath his cap, and outfielder Hy Myers, who had 73 RBI to lead the N.L. in 1919.

1920s

The Dodger decade of the 1920s got off to a roaring start with a National League pennant in 1920. But over the next nine years, Brooklyn could manage only one other season better than fifth place.

Pitcher Burleigh Grimes burst onto the scene in 1918 and made his presence felt in 1920 with a 23-11 record for a league-leading .676 winning percentage. The Dodgers had to squelch a challenge by the Giants late in the season to garner the N.L. flag. In a best-of-nine World Series against the Cleveland Indians, the Dodgers won two of the first three games, only to drop four straight and bow out.

The 1920 World Series will also be remembered for producing the first and only unassisted triple play in Series history. In the fifth game, Dodger pitcher Clarence Mitchell lined a shot to Cleveland's Billy Wambsganss with Pete Kilduff on second base and Otto Miller on first. Wambsganss speared the liner to the right of the bag, stepped on



Zack Wheat



Dazzy Vance

the base to double up Kilduff and tagged Miller, who was running with the shot and was nearly at second base on the play.

The longest Dodger game in history was played on May 1, 1920 when the Dodgers were in Boston to play the Braves. The game was played to a 26-inning, 1-1 tie. What made it so unique was that both starting pitchers – Leon Cadore for Brooklyn and Joe Oeschger for the Braves – each went the distance! Cadore yielded 15 hits while the Dodgers had nine before darkness halted play.

In 1921, the fifth-place Dodgers were led by Grimes, who had an N.L. leading 22 wins and 136 strikeouts. "Ol' Stubblebeard," as Grimes was known, won 21 or more games four times as a Dodger.

A great character arrived at training camp in 1922 by the name of Clarence Arthur "Dazzy" Vance. Born on March 4, 1891, the 31-year-old Vance pitched 11 seasons for the Dodgers, winning in double figures all but one year. The right-hander won a league-leading 28 games in 1924 and 22 games in 1925. He was the N.L. strikeout leader for seven consecutive seasons (1922-28) and was twice the ERA champion in the decade (1924 and 1928). The 1922 and 1923 seasons were nearly repeat performances and neither was a pretty sight, as the Dodgers wound up in sixth place in succession. But, in 1924, Uncle Robbie's troops put on a furious run at the pennant, moving up from 12 games back to first place in September, eventually losing to the Giants by 1 1/2 games.

In 1925, Brooklyn president Charles Ebbets was taken ill after returning from Clearwater, Florida in the spring and died on the morning of April 18 in New York. He was 66. The Dodgers were playing the Giants at Ebbets Field that day to begin a three-game series. The games went on as scheduled because Robinson said, "Charlie wouldn't want anybody to miss a Giants-Brooklyn series just because he died." Now acting president Ed McKeever was in charge. The day of Ebbets' funeral was cold and windy. McKeever caught a cold at the grave site that very day. He was stricken with pneumonia and within a week, he, too, was dead.

Grief stricken, the Brooklyn ballclub gathered itself around Steve McKeever and manager Robinson and the new directors to elect a president. Robinson was selected for the job, and would continue to manage as well.

Robbie's teams struggled for the balance of the decade, finishing in sixth place five consecutive seasons. Floyd Caves "Babe" Herman joined the Dodgers in 1926 as a first baseman but moved to the outfield to allow Del Bissonette a spot in the lineup. Herman batted over .300 in five of the six seasons he was with Brooklyn initially. He would return to close out his career in 1945. The incredible Zack Wheat would hit over .320 in six straight seasons before an injury slowed him down at age 40 and he batted .290.

1930s

No era in Dodger history was as wacky and wild as the 1930s. Unfortunately, the depression years were depressing for the organization as no pennants were won in this decade and the style of play led Brooklyn's teams to be known as the "Daffiness Dodgers."

A forerunner of the frustration for the Brooklyn fans could be summed up in the season of 1930. The Robins made quite a drive for the pennant, taking over first place with 15 consecutive victories and were in the top spot for 75 days. But they dropped a crucial three-game series to the Cardinals at Ebbets Field and wound up in fourth place by six games.

This decade was also marked by changes in baseball – the development of the farm system, the first night baseball game and the first broadcast on television.

The "Uncle Robbie" period faded after the 1931 season, but his legacy remains as the winningest manager in Brooklyn Dodger history with 1,375 victories in 18 seasons. Four different managers would parade through the decade, including Max Carey (1932-33), Casey Stengel (1934-36), Burleigh Grimes (1937-38) and Leo Durocher (1939-46, 1948).

With Robinson's departure, former Dodger player Max Carey took over the reins, but the results in 1932 and 1933 were less than satisfactory and Stengel replaced Carey.

It was in February of 1934, prior to Carey's departure, that New York Giants Manager Bill Terry was asked what he thought of Brooklyn's chances in the pennant race that season. He answered, "Brooklyn? Is Brooklyn still in the league?" That statement would come back to haunt Terry on the last two days of the season as the Giants were in a neck-and-neck race with the Cardinals for the pennant. The Dodgers proved they indeed were still in the league and they managed to knock out the Giants in the final series and the Cardinals became champions of the league and defeated the Detroit Tigers in the World Series.

After three sub-par seasons, Stengel was replaced by Burleigh Grimes, the former Dodger pitching great. In 1937, the Dodgers finished sixth under Grimes, 33 1/2 games out. On January 19, 1938, innovative Larry MacPhail was hired as the team's Executive Vice President to rebuild the Dodgers. While with Cincinnati, MacPhail had introduced night baseball to the major leagues as Crosley Field. In March of 1938, Steve McKeever died and MacPhail was appointed president.

MacPhail made needed improvements at Ebbets Field and then hired Red Barber (who had been Cincinnati's broad-



L-R: Tuck Stainback, Buddy Hassette, Kiki Cuyler and Babe Ruth

caster) to come to Brooklyn for the 1939 season, effectively ending an agreement among the three New York clubs prohibiting radio broadcasts. The first televised game was on August 26, 1939 when the first game of the Cincinnati at Brooklyn doubleheader was aired. The introduction of night baseball to Brooklyn was on June 15, 1938 and Cincinnati's Johnny Vander Meer pitched his second consecutive no-hitter when the lights went on in Ebbets Field. MacPhail also signed Babe Ruth as a first base coach, the Bambino's last appearance in a major league uniform as a player or coach.

One of MacPhail's initial acquisitions was purchasing first baseman Dolph Camilli from Philadelphia. Camilli made an immediate impact on the 1938 and 1939 clubs with a total of 50 home runs and 204 RBI.

In the decade, second baseman Tony Cuccinello became the first Dodger ever to be selected to an All-Star Game as he played in the first one in 1933. Babe Herman, who typified the decade of the "Daffy Dodgers," set numerous records, including a .393 batting average in 1930. Outfielder Lefty O'Doul earned a National League batting title with a .368 average in 1932. Other Dodger notables included pitcher Van Lingle Mungo, who twice was an 18-game winner; catcher Al Lopez, who hit .279 in more than 700 games and later became a Hall of Fame Manager; and third baseman Cookie Lavagetto, who averaged .275 for seven seasons.



Boys of Summer

1940s

The 1940s were the beginning of the Dodgers' emergence as a powerhouse and a historical first as Brooklyn broke baseball's color line with the signing of Jackie Robinson.

Under the guidance of Leo Durocher, who became the Dodger manager in 1939, the Dodgers in 1941 won their first National League pennant in 21 years with a 100-54 record and played the first of their classic World Series confrontations against the New York Yankees.

Outfielder Pete Reiser was dynamite in 1941. Reiser led the league in batting, runs scored, total bases, slugging percentage and triples, while teammate Dolph Camilli topped the league in home runs and RBI and was honored as the National League MVP. Whit Wyatt and Kirby Higbe paced the pitching staff with 22 victories apiece.

The Dodgers in 1942 won four more games than the previous year, but finished second to the St. Louis Cardinals. Over the next three years, the Dodgers finished third, seventh and third, respectively. During World War II, many Dodger players were called to military duty.

With the end of the war in 1945, Brooklyn came back in 1946 and put together a big season, going 96-60, and finished tied for first with the St. Louis Cardinals. The two teams played the first-ever playoff series, but it was not a happy one for the Dodgers as the Cardinals won the pennant and went on to win the World Championship.

No playoff series was necessary in 1947 as the Dodgers won the National League pennant by five games over the Cardinals. That was not the only big story in 1947 as Jackie Robinson became the first African-American to play in the major leagues. In 1945, Robinson had signed a contract with Dodger President and General Manager Branch Rickey. In 1946, the former UCLA star endured his first year of professional baseball playing for the club's top minor league affiliate, the Montreal Royals.

In 1947, Robinson was given an opportunity with Brooklyn. Rickey's thorough research to find an exceptional African-American player was evident in his quote: "I'm looking for a ballplayer with enough guts not to fight back." He found his man in Robinson, who faced all forms of abuse and pressure. The more Robinson was taunted and threatened, the more he let his performance on the field speak for himself. Overcoming the critics and the prejudice, Robinson became one of the great stars of the game, later becoming the first African-American elected to the Hall of Fame. In his first season, Robinson hit .297, scored 125 runs and stole 29 bases en route to being the first-ever Major League Rookie of the Year.

In the 1947 World Series, the Dodgers fell to the Yankees in seven games, but there were two memorable moments for the Dodgers. Cookie Lavagetto broke up Bill Bevens' no-hitter in the ninth inning of Game 4 with a game-winning two-run double to give the Dodgers a 3-2 victory; and Al Gionfriddo's great catch of a Joe DiMaggio ball which preserved an 8-6 victory in Game 6.

Leo Durocher returned as manager of the Dodgers in 1948 after being suspended for the 1947 season. Durocher, though, lasted only half the season and was replaced by Burt Shotton, who guided the Dodgers in 1949 to their third pennant of the decade. Robinson was named the N.L. Most Valuable Player and pitcher Don Newcombe won Rookie of the Year honors. The Yankees, though, again defeated the Dodgers in the 1949 World Series.

1950s

In the 1950s, the Brooklyn Dodgers became the Los Angeles Dodgers as the team made its historic move to the West Coast in 1958. Despite the change in location, the Dodgers dominated the National League, winning five National League pennants (1952, 1953, 1955, 1956, 1959) and World Championships in 1955 and 1959.

In eight of the 10 years, the Dodgers never finished lower than second place while winning 913 games, the most wins in a decade in Dodger history.

As the decade started, the Dodgers had a new president, Walter O'Malley, who was originally appointed as the club's attorney in 1941. In October of 1950, O'Malley became president and chief stockholder of the Dodgers, a position he would hold for 20 years.

O'Malley saw his team take back-to-back pennants in 1952 and 1953 under Manager Charlie Dressen. In 1953, the Dodgers won a club record 105 games with the well-known "Boys of Summer," including Jackie Robinson, Pee Wee Reese, Roy Campanella, Gil Hodges, Carl Furillo, Don Newcombe, Carl Erskine, Jim Gilliam, Duke Snider, Preacher Roe and Clem Labine.

Walter Alston became manager in 1954 and guided the Dodgers for 23 seasons, putting together a great list of achievements: 2,042 wins, four World Championships, seven N.L. pennants, nine All-Star appearances and a Hall of Fame induction in 1983.

In 1955, the Dodgers defeated the Yankees and won their first-ever World Championship in a seven-game World Series. The Dodgers took Game 7 at Yankee Stadium as Series MVP Johnny Podres shut out the Yankees, 2-0.

The Dodgers repeated as National League champions in 1956 and once again faced the Yankees. In another heart-stopping World Series, the Yankees prevailed in seven games.

Dodger right-hander Don Newcombe made baseball history in 1956 when he became the first player to win Cy Young and MVP awards in the same season.

As the 1957 season rolled around, the team on the field was overshadowed by the publicity of the team's possible move to the West Coast. Since the early part of the decade, O'Malley had wanted to build a more modern stadium for his ballclub in Brooklyn. New York officials were unable to come up with a suitable site.

On October 8, 1957, O'Malley announced that after 68 seasons in Brooklyn, the Dodgers would be moving to Los Angeles. In a move to bring baseball to all parts of the country, the Giants also decided to relocate from New York to San Francisco. On April 18, 1958, the Dodgers played their first game in Los Angeles, defeating the Giants, 6-5, before 78,672 fans at the Coliseum.

In their final season of the decade, the Dodgers, a team in transition, finished in a first-place tie with the Milwaukee Braves. Two days later, the Dodgers had the N.L. pennant as they swept the Braves in a best-of-three playoff.

The Dodgers then faced the Chicago White Sox in their fifth World Series of the 1950s. Using timely hitting and outstanding pitching, the Dodgers brought their first championship to Los Angeles and beat the Sox in six games. Larry Sherry was impressive, winning two games and saving two, earning MVP honors. Charlie Neal and Chuck Essegian had two home runs apiece.



L-R: Casey Stengel, President Dwight D. Eisenhower, Commissioner Ford Frick and Walt Alston



L-R: Don Drysdale, Bill Singer, Don Sutton and Claude Osteen

1960s

The 1960s marked the first full decade of the Los Angeles Dodgers. The location changed, but the results didn't as the Dodgers won two World Series (1963 and 1965), three National League pennants (1963, 1965 and 1966) and just missed a fourth pennant in 1962.

In 1962, Walter O'Malley finally had the stadium he had been seeking for so many years. After four seasons at the Los Angeles Coliseum, the ballclub moved into its new home, Dodger Stadium. The 56,000-seat stadium opened on April 10, 1962 with a game against the Cincinnati Reds. The sparkling new venue did wonders for the Dodgers as they won a Los Angeles record 102 games and tied San Francisco, which won a playoff, two games to one.

Individually, the 1962 season was a success for pitcher Don Drysdale, the Cy Young Award winner; and speedster Maury Wills, who stole a record 104 bases en route to league MVP honors. Tommy Davis won the batting crown and posted a club record 153 RBI and pitcher Sandy Koufax led the N.L. in ERA.

The Dodgers didn't miss another opportunity in 1963 as they won the National League pennant. Winning 19 games in the final month of the season, the Dodgers staved off their challengers. Once again, the Dodgers faced the Yankees in the World Series, but Los Angeles shocked the Bronx Bombers, sweeping them in four games while holding a potent Yankee offense to just four runs.

Koufax was the key to the championship year. The overpowering left-hander, who was later named Player of the Decade, was 25-5 with a 1.88 ERA and 306 strikeouts. He was selected Most Valuable Player and Cy Young winner, while also garnering World Series honors and was named to the All-Star team.

In 1965, the Dodgers were once again World Champions. After winning the pennant with a 97-65 record, the Dodgers won a hard-fought, seven-game World Series over the Minnesota Twins. Koufax was again masterful as he posted two complete game victories in the Series, including a 2-0 shutout in Game 7. The Dodgers followed up in 1966 with another big year as they once again won the National League pennant before losing to Baltimore in the World Series.

Like Koufax, Drysdale was another pitching great of the decade. He won 158 games for the Dodgers and was selected to the All-Star team seven times. Johnny Podres also continued his outstanding pitching in the 1960s with 68 victories, including an 18-5 mark in 1961. Ron Perranoski was the Dodger bullpen stopper, compiling 101 saves and 54 wins with the Dodgers from 1961-67. During the 1963 championship season, he was nearly unbeatable, going 16-3 with 21 saves and a 1.67 ERA.


Although the pitching was the mainstay of the team in the 1960s, the Dodgers did produce some outstanding hitters. Tommy Davis won two consecutive batting titles in 1962 and 1963 and had a lifetime .304 average with the Dodgers. The other Davis - outfielder Willie Davis - enjoyed 14 seasons with the Dodgers. The all-time leader in many offensive categories, Willie Davis posted a club-record 31-game hitting streak in 1969. From 1960-64, 6-foot-7 slugger Frank Howard provided the Dodgers with 121 home runs, including 31 in 1962.

John Roseboro, who joined the Brooklyn Dodgers in 1957, played in three World Series during the 1960s (catching every inning) and was a five-time All-Star during his career.

After working as director of scouting for the Dodgers, Al Campanis was named Vice President, Player Personnel in December of 1968 and he would hold that position until 1987. During his tenure, the Dodgers won a World Championship, four N.L. pennants and six Western Division titles.

1970s

The Los Angeles Dodgers of the 1970s were a team of winners. Three National League pennants and three appearances in the World Series (1974, 1977 and 1978) along with 910 victories (second-best decade in Dodger history) are certainly enough credentials for a successful decade.



L-R: Willie Crawford, Steve Yeager, Steve Garvey, Bill Russell, Davey Lopes, Bill Buckner and Ron Cey

Peter O'Malley was named club president on March 17, 1970 and his father, Walter O'Malley, assumed the position of Chairman of the Board.

In the 1970s, no Dodger team ever finished lower than third. In 1971, the Dodgers finished just one game behind division winner San Francisco. But in 1974, the Dodgers reached the top, winning the division and posting 102 victories, the most by a Dodger team since 1962. The Dodgers defeated the Pittsburgh Pirates in the League Championship Series, three games to one, to earn a trip to the Fall Classic for the first time in eight years.

After 23 years, Hall of Fame Manager Walter Alston retired and handed over the reins to Tommy Lasorda, who became only the second National League manager to win pennants in his first two seasons (1977 and 1978). The results were carbon copies as his teams in 1977 and 1978 defeated the Philadelphia Phillies in the League Championship Series in four games, only to lose to the New York Yankees in the World Series in six games.

During this era, the Dodgers had an infield featuring first baseman Steve Garvey, second baseman Davey Lopes, shortstop

Bill Russell and third baseman Ron Cey. The foursome began playing as a unit in 1973 and would spend a record 8 1/2 seasons together.

In 1977, the Dodgers made history when four members of the team hit 30 or more home runs: Steve Garvey (33), Reggie Smith (32), Ron Cey (30) and Dusty Baker (30). Behind the plate, catcher Steve Yeager was the picture of durability. One of the best Dodger catchers in history, Yeager played 14 seasons with the ballclub and was a tri-World Series MVP in 1981.

On the mound, the Dodgers had many stars. Don Sutton won 166 games during this decade, including a career-high 21 victories in 1976. In his final four seasons with the Dodgers from 1970-73, Claude Osteen won 66 games while Andy Messersmith won 55 games during his Dodger career (1974-76, 1979). Burt Hooton won 112 games in 10 years with the Dodgers, including 71 in the 1970s while left-hander Tommy John notched 87 wins and a 2.97 ERA in six years.

Out of the bullpen, the Dodgers looked to Jim Brewer in the early 1970s. In 1974, Mike Marshall became the first reliever in baseball history to win the Cy Young Award. The right-hander appeared in a record 106 games, had 21 saves and posted a 2.42 ERA. In the late 1970s, Charlie Hough and Terry Forster were the aces of the bullpen.

1980s

Throughout the 1980s, the Dodgers enjoyed one of their most successful decades in club history. The Dodgers captured two World Championships (1981 and 1988), four National League Western Division titles (1981, 1983, 1985 and 1988) and won 825 games, tying them with the St. Louis Cardinals for most victories by a National League team during the decade.

In 1980, Don Sutton set a Dodger record with his 52nd career shutout. The Dodgers also reached 3 million in home attendance for the second time in three years and hosted their first All-Star Game at Dodger Stadium. Before a capacity crowd of 56,088, the National League beat the American League, 4-2. The All-Star Game also marked the debut of the Dodgers' new Dodger DiamondVision Board.

On Opening Day in 1981, rookie Fernando Valenzuela – forced to start because of an injury to Jerry Reuss – blanked the Astros, 2-0, at Dodger Stadium, which was the beginning of “Fernandomania.” Valenzuela took the baseball world by storm in 1981. The 20-year-old from Mexico became the first rookie to win Cy Young Award honors and he helped the Dodgers win the World Series over the New York Yankees.

On September 30, 1982, Steve Garvey, cornerstone for the Dodgers at first base, played his final game for the Dodgers in Los Angeles. Garvey had three hits in the game and moved into third place on the all-time list with 1,104 consecutive games played. Also in 1982, second baseman Steve Sax won Rookie of the Year honors.

In 1983, without longtime Dodgers Steve Garvey and Ron Cey, a young Los Angeles team won the division with 91 victories. Steve and Dave Sax made history as the only brothers to start a game for the Dodgers.

On April 25, 1985, Fernando Valenzuela set a major league record for most consecutive innings at the start of a season without allowing an earned run (41) before the Padres ended the streak.

Two years later on September 16, 1987, Pope John Paul II celebrated Mass at Dodger Stadium.

The 1988 season was the most memorable of the decade. Picked by some experts to finish fourth in their division, the Dodgers captured the Western Division and defeated the heavily favored New York Mets in the League Championship Series and Oakland Athletics in the World Series.

The 1988 World Series gave fans what was later voted as "The Greatest Sports Moment in Los Angeles History" when Kirk Gibson hit a dramatic pinch-hit, two-run home run in the bottom of the ninth inning off Oakland relief ace Dennis Eckersley to give the Dodgers a 5-4 victory in Game 1 at Dodger Stadium. Gibson was later named league MVP.

During the decade, many other great names came to the forefront. Pitcher Orel Hershiser posted double-digits in wins in his six years as a starter, including his phenomenal 1988 Cy Young Award season when he hurled a record 59 consecutive scoreless innings, surpassing the previous mark of 58 2/3 innings by Dodger pitcher Don Drysdale in 1968.

Other significant Dodgers of the 1980s included second baseman Steve Sax, who played seven solid years for the Dodgers; catcher Mike Scioscia, who along with Valenzuela were the only Dodgers to play every year of this decade; infielder-outfielder Pedro Guerrero, who hit 169 home runs and drove in 575 runs; pitcher Bob Welch, who won 103 games and fanned over 1,100 batters; outfielder Kenny Landreaux, who enjoyed seven seasons with the ballclub; and outfielder Mike Marshall, who averaged 17 home runs in the last eight seasons.



Fernando Valenzuela

1990s

The 1990s proved to be a series of ups and downs for the Dodgers. It also marked a change of ownership after the O'Malley family's control for nearly five decades. The Dodgers won a division title in 1995 and a wild-card playoff berth in 1996, but it marked the first decade since the 1930s that the ballclub did not make a World Series appearance.

After finishing second in 1990 and 1991, the Dodgers posted a club-record 99 losses en route to a last-place finish in 1992. The Dodgers rebounded to third place in 1993 and held a 3 1/2-game lead in 1994 when a strike halted the season and canceled plans for a trip to the Fall Classic. The Dodgers won the Western Division in 1995, but lost to Cincinnati in the Division Series in three games. The Dodgers and Padres were tied for first place on the final day of the season in 1996. Both teams met at Dodger Stadium, having already clinched playoff berths because of an expanded playoff format that included the second-place team with the best record in each league. The Dodgers lost, 2-0, and were later swept by Atlanta in the Division Series.

The 1990 season celebrated the Dodgers' 100th anniversary in the National League. The pitching staff led the majors with 29 complete games and the Dodgers finished second to the eventual World Champion Cincinnati Reds. At age 22, right-hander Ramon Martinez became the youngest Dodger to win 20 games since Ralph Branca. Martinez also tied Sandy Koufax's club record with 18 strikeouts against the Braves on June 4 at Dodger Stadium. Martinez would later join Koufax as the only Dodger pitchers in history to throw both a no-hitter and strike out 18 batters in a game. Dodger shortstop Jose Offerman made his debut in 1990 as he became the 6th Dodger in history to hit a home run in his first major league at-bat. "Fernandomania" also had one last hurrah as Fernando Valenzuela pitched his only career no-hitter on June 29 against St. Louis.

The exciting 1991 season featured a classic divisional race between the Dodgers and Atlanta Braves. During the final six weeks of the season, neither club held a lead of more than two games. The Braves finally edged Los Angeles on the final weekend of the season to win the crown by one game. The Dodgers were led by newcomers Darryl Strawberry, whose 28 home runs are the most by a left-handed batter in Los Angeles history; and Brett Butler, the center fielder who set a National League record with 161 errorless games. Bouncing back from shoulder surgery, Orel Hershiser went 7-2 with a 3.46 ERA in 1991.

During the 1990s, the Dodgers set a record with five consecutive National League Rookies of the Year: Eric Karros (1992), Mike Piazza (1993), Raul Mondesi (1994), Hideo Nomo (1995) and Todd Hollandsworth (1996).

After belting 20 home runs as a rookie in 1992, Karros became a cornerstone to the Dodger offense in the 1990s. He played in more games than any other Dodger during the decade and his 242 home runs are atop the all-time Los Angeles list, as he surpassed Ron Cey (228) in 2000. Karros also became one of three players in Dodger history to record five or more seasons with at least 30 home runs.

Piazza spent 5 1/2 seasons in Los Angeles, rewriting the record book and placing his name alongside some of the most prolific hitting catchers in history. He set rookie records with 35 home runs and 112 RBI in 1993, including two home runs on the final day of the season as the Dodgers knocked the Giants out of the divisional race with a 12-1 victory at Dodger Stadium. Piazza later set Dodger single-season records in 1997 with a .362 batting average, 40 home runs and a .638 slugging percentage. The Dodgers traded Piazza to Florida in a blockbuster seven-player trade in 1998.

During the 1990s, Mondesi became one of the most productive outfielders in Dodger history. He is the only Dodger to record at least 30 steals and 30 home runs in the same season, having accomplished the 30-30 plateaus in 1997 and 1999. Mondesi also became the first two-time Gold Glove winner since Steve Garvey won four straight from 1974-77.

Nomo burst upon the major league scene in 1995 after a successful career with the Kintetsu Buffaloes of the Japanese Professional League. As the first Japanese player to appear in the majors since San Francisco's Masanori Murakami in 1965, Nomo went 13-6 with a 2.54 ERA and a league-leading 236 strikeouts. He also started the 1995 All-Star Game at Texas. In 1996, Nomo pitched his first career no-hitter at the most unlikely site in baseball - Colorado's Coors Field - a 9-0 victory on September 17.

In 1994, Chan Ho Park made history as he was the first South Korean-born player to pitch in the major leagues. Along with Darren Dreifort, they became the 17th and 18th players since the First-Year Player Draft began in 1965 to make their professional debuts in the majors.

On March 19, 1998, Major League Baseball owners approved the sale of the Dodgers from the O'Malley family to The

FOX Group. In October 1998, the Dodgers were named the "most successful organization in Major League Baseball during the 20th century" in a study conducted by Street and Smith's SportsBusiness Journal. Los Angeles finished first with a century performance index of 7.63 on a 10-point scale, based on a rating formula that evaluated the on-the-field and ticket window success of each of the 35 major league teams that played at least 10 seasons from 1901-98. The Brooklyn Dodgers finished ninth with a 5.38 century performance index rating. The SportsBusiness Journal also calculated separate performance ratings for each decade in the 20th century, with the Dodgers topping the rankings in the 1960s, 1970s and 1980s.

The 1998 season marked the Hall of Fame induction of Jaime Jarrin, who became the second Spanish-language broadcaster named to the shrine. The Dodgers also retired the uniform No. 20 of Hall of Fame pitcher Don Sutton, who became the 10th Dodger to have his number retired. The others are Pee Wee Reese (1), Tommy Lasorda (2), Duke Snider (4), Jim Gilliam (19), Walter Alston (24), Sandy Koufax (32), Roy Campanella (39), Jackie Robinson (42) and Don Drysdale (53).

In 1999, Hall of Famers Vin Scully and Tommy Lasorda celebrated their 50th season with the organization. Scully, one of the most recognizable voices in baseball who has called three perfect games and 18 no-hitters during his career, was inducted into Cooperstown in 1982 as the winner of the Ford C. Frick Award. Lasorda, who managed the Dodgers from 1976-96, guided the Dodgers to World Championships in 1981 and 1988. He also became baseball's goodwill ambassador with his legendary "bleeding Dodger blue" stories. In 1997, Lasorda became only the 14th manager to be inducted into the Hall of Fame.

With a crowd of 37,717 for the Dodgers-Braves game on April 20, Los Angeles surpassed the 100 million mark in home attendance since Dodger Stadium opened in 1962. The Dodgers also surpassed the 3 million mark in attendance for the fourth consecutive season and 14th time overall, a major league record. Since 1973, the Dodgers have also drawn at least 2 million fans for a record 27 consecutive seasons.

The Dodgers ended the century with a third-place finish in 1999. On the field, right-hander Kevin Brown anchored the starting rotation with 18 wins and Jeff Shaw led Los Angeles with 34 saves. Mark Grudzielanek's .326 average was the highest by a Dodger shortstop in history and outfielder Gary Sheffield joined Hall of Famer Duke Snider as the only Dodger to hit at least .300 in one season with 30 home runs, 100 RBI, 100 runs and 100 walks.

Following the 1999 season, Robert A. Daly, Chairman and Co-CEO of Warner Bros. and Warner Music Group since 1980, purchased a minority ownership stake in the Dodgers on October 28. Daly became Chairman and CEO to serve as the club's managing partner.

From 1900-99, the Dodgers posted an 8,061-7,361 record, the third-highest winning percentage (.523) among teams in the 20th century. Los Angeles also registered the best record (797-757) among National League West teams during the 1990s and ranked fourth in winning percentage (.517) among National League teams.

In addition to a winning tradition, the Dodgers played a major role among sports franchises throughout the 20th century. From Uncle Wilbert Robinson to Tommy Lasorda, a collection of unforgettable personalities and great moments fills Dodger scrapbooks with golden memories.

2000s

Through the first three seasons of the new decade and century, the Dodgers have steadily improved, but have not yet earned a postseason berth. The 2000 season saw the Dodgers win 86 games with some explosive offense. The Dodgers set a club record for home runs with 211, led by Gary Sheffield who tied Duke Snider's single-season club mark of 43 home runs. For the second straight season, Sheffield hit better than .300, with at least 30 home runs, 100 RBI, 100 walks and 100 runs becoming the first Dodger ever to do so twice.

Eric Karros became the L.A. Dodger all-time leader with his 229th home run and Dave Hansen set a Major League record with seven pinch-hit home runs and breaking a club mark set in 1932 by Johnny Frederick.

On the mound, pitcher Kevin Brown became the first Dodger since 1984 to lead the league in ERA with a 2.58 ERA. Rookie Matt Herges who spent eight years in the minors, started the season 8-0, making him the first pitcher since Fernando Valenzuela to open the season with eight straight victories.

In 2001, the Dodgers turned over the managerial reins to Jim Tracy, who had served as the bench coach the previous two seasons. Under Tracy, the Dodgers once again won 86 games but finished just six games behind the eventual World Series champion Arizona Diamondbacks.

Shawn Green had his finest season as a Major Leaguer, belting a Dodger-record 49 home runs while also setting L.A. club marks for extra-base hits (84) and total bases (358). He became only the fifth left-hander in Major League history to hit at least 49 home runs in a season and only the fifth player to hit 40 or more home runs in both leagues.

Paul Lo Duca earned the starting spot as catcher for the first time in his career and didn't disappoint as he led the club with a .320 batting average to go along with 28 doubles, 25 home runs and 90 RBI.

On the mound, the Dodgers had to use 12 different starting pitchers over the course of the season. Jeff Shaw became the club's all-time leader in saves finishing with 129.

The 2002 season saw Dan Evans permanently take over as the general manager of the club and in his first season, Evans saw his team win 92 games and not get officially eliminated from postseason play until the next to the last day of the season.



Dodgers' consecutive rookies of the year
L-R: Eric Karros, Mike Piazza, Raul Mondesi, Hideo Nomo and Todd Hollandsworth

Green hit 42 home runs to become the first L.A. Dodger to have back-to-back seasons of 40 or more. Four of those home runs came in one game, May 23 at Milwaukee, tying a Major League record. In that game, Green set a Major League mark for total bases (19).

Eric Gagne who had shuttled back and forth from the bullpen to the starting rotation during his first three seasons in the Majors, found his niche as the closer in 2002 setting a club mark with 52 saves and earning a trip to the All-Star Game joining teammates Shawn Green and Odalis Perez and manager Jim Tracy, who served as coach. Gagne, who was named National League Pitcher of the Month in June, became just the eighth reliever to record 50 or more saves.

Dodger fans continued to show their tremendous support as more than three million fans attended games in each of the first three seasons of the decade, extending their Major League record to a total of 17. In addition, the Dodgers recorded their 9,000th victory in the National League during the 2002 season.

LAST TIME IT HAPPENED

Inside-the-Park Homer (Dodgers): Mitch Webster, June 21, 1994 at San Diego	Home Run, Pitcher (Dodgers): Odalis Perez Aug. 28, 2002 vs. Arizona
Inside-the-Park Homer (Opponent): Tony Gwynn June 26, 1997 vs. San Diego (grand slam)	Home Run, Pitcher (Opponent): Russ Ortiz Sept. 18, 2002 vs. San Francisco
Consec. Homers (Dodgers): Shawn Green, Brian Jordan; Sept. 2, 2002 at Arizona (2nd)	No-Hitter (Dodgers): Hideo Nomo Sept. 17, 1996 at Colorado, won 9-0
Consec. Homers (Opponent): Troy Glaus, Brad Fullmer; June 28, 2002 at Anaheim (4th)	No-Hitter (Opponent): Kent Mercker April 8, 1994 vs. Atlanta (6-0)
3 Consec. Homers (Dodgers): Adrian Beltre, Mark Grudzielanek, Dave Hansen; May 23, 2002 at Milwaukee (9th)	Perfect Game (Dodgers): Sandy Koufax Sept. 9, 1965 vs. Chicago
3 Consec. Homers (Opponent): Ken Griffey, George Foster, Dan Driessen; May 27, 1980 at Cincinnati (3rd)	Perfect Game (Opponent): Dennis Martinez July 28, 1991, vs. Montreal (2-0)
Pinch-Hit Homer (Dodgers): Dave Hansen Aug. 1, 2002 at Cincinnati	Minimum Batters Faced (Dodgers): Tim Belcher July 21, 1990, at Pittsburgh (one-hitter)
Pinch-Hit Homer (Opponent): Ron Gant April 13, 2002 at San Diego	Minimum Batters Faced (Opponent): Dennis Martinez July 28, 1991 vs. Montreal
Consecutive Pinch-Hit Homers: Willie Crawford, Lee Lacy; June 23, 1975 vs. St. Louis (9th inning)	One-Hitter (Dodgers): Odalis Perez June 25, 2002 vs. Colorado
Pinch-Hit Homer (Postseason): Kirk Gibson Oct. 15, 1988 vs. Oakland	One-Hitter (Opponent): Javier Vazquez Sept. 14, 1999 vs. Montreal
Grand Slam Homer (Dodgers): Brian Jordan Sept. 16, 2002 vs. San Francisco	Stolen Base, Home (Dodgers): Darren Dreifort June 12, 2001 vs. Texas
Grand Slam Homer (Opponent): Pat Burrell Aug. 9, 2002 vs. Philadelphia	Stolen Base, Home (Opponent): Jason Giambi June 12, 2000 vs. Oakland
2 Grand Slams, Game (Dodgers): Shawn Green, Adrian Beltre; May 21, 2000 at Florida	Stolen Base, Pitcher (Dodgers): Darren Dreifort June 12, 2001 vs. Texas
2 Grand Slams, Game (Opponent): Fernando Tatis (2) April 23, 1999 vs. St. Louis	Stolen Base, Pitcher (Opponent): Chris Peters Aug. 9, 1998 vs. Pittsburgh
Pinch-Hit Grand Slam (Dodgers): Dave Hansen June 28, 1993 vs. San Francisco	Triple Play (Dodgers): Darren Dreifort, Jose Vizcaino, Eric Young, Bobby Bonilla June 13, 1998 vs. Colorado (5th inning)
Pinch-Hit Grand Slam (Opponent): Bruce Aven May 7, 1999 vs. Florida (7th)	Triple Play (Opponent): Mike Simms, Ken Caminiti, Andujar Cedeño; Aug. 4, 1991 at Houston (5th inning)
4-Homer Game (Dodgers): Shawn Green May 23, 2002 at Milwaukee	5-Hit Game (Opponent): Jimmy Rollins Aug. 11, 2002 vs. Philadelphia
3-Homer Game (Opponent): Mike Lieberthal Aug. 10, 2002 vs. Philadelphia	6-Hit Game (Dodgers): Shawn Green May 23, 2002 at Milwaukee
Homers, Both Sides of Plate (Dodgers): Eddie Murray June 9, 1990 at San Diego	6-Hit Game (Opponent): Joe Lefebvre Sept. 13, 1982 vs. San Diego
Homers, Both Sides of Plate (Opponent): Ken Caminiti July 12, 1998 vs. San Diego	7-RBI Game (Dodgers): Shawn Green May 23, 2002 at Milwaukee
Two Home Runs, One Inning: Eric Karros Aug. 22, 2000 vs. Montreal (6th)	7-RBI Game (Opponent): Dante Bichette Sept. 17, 1999 at Colorado
Hit for Cycle (Dodgers): Wes Parker May 7, 1970 at New York	8-RBI Game (Dodgers): Ron Cey July 31, 1974 at San Diego
Hit for Cycle (Opponent): Gregg Jefferies Aug. 25, 1995 at Philadelphia	8-RBI Game (Opponent): Fernando Tatis April 23, 1999 vs. St. Louis

980KFWB

NEWS • TRAFFIC • DODGERS

Vin Scully

Ross Porter

Rick Monday



*Dodger Baseball
now on 980KFWB!*





JIM PELS
1952-2002



IRV KAZE
1926-2002



CHUCK BENEDICT
1919-2002



LIZ SHANOV
1954-2002

**MEDIA
INFORMATION**



John Olguin
Director
(323) 224-1301
johno@ladodgers.com



David Tuttle
Manager, Baseball Information
(323) 224-1307
davidt@ladodgers.com



Rachelle Smith
Coordinator, Media Services
(323) 224-1390
rachelles@ladodgers.com



Josh Rawitch
Assistant Director
(323) 224-1344
joshr@ladodgers.com



Chris Gutierrez
Coordinator, Baseball Information
(323) 224-1302
chriscg@ladodgers.com



Charise Weller
Office Coordinator
(323) 224-1392
charisew@ladodgers.com

CLUBHOUSE: Both the Dodgers' and visiting team clubhouses are located on Level 1 (dugout level). The Dodger dugout is located on the third base side. Only credentialed media with clubhouse or field access will be admitted. The training room is closed to all media and is only open to players and Dodger officials. The clubhouse is opened to credentialed media 3 1/2 hours prior to the game and closed 45 minutes before game time. The clubhouse is opened 10 minutes after the last out to credentialed media.

CREDENTIALS: Credentials will be issued only to accredited media. Season credentials will be issued only to those news agencies that have covered the Dodgers on a regular basis for the past three consecutive seasons. Honoring a season credential request is at the discretion of the Dodgers' Public Relations Office. Credential requests for all regular season Dodger home games should be made in writing on company letterhead from the sports editor/producer to John Olguin, Director, Public Relations. All requests must be made 24 hours in advance to allow for verification and processing. Credential requests for weekend games must be made by 5 p.m. on that Friday. Please make certain all credential requests are confirmed by the public relations office prior to arrival at the stadium. Credentials can be picked up four hours prior to game time at the Dodger Stadium press entrance, located at the media parking lot (Lot 2). Proper photo identification is required upon pick up. Credentials must be displayed at all times. There are absolutely no autographs permitted on the field or in the clubhouse. Your credential will allow you to park in the media parking lot (Lot 2).

DISABLED ACCESS: The media parking lot and press box are equipped for disabled media members. For press box access, take the elevator to Level 5. For field and clubhouse access, take the elevator to Level 1. Turn left to enter the clubhouse. To access the field, enter the Dugout Club on Level 1. The ushers will direct media to the lift allowing entrance to the field.

ELEVATORS/ESCALATORS: Located directly behind home plate. Elevators are available on all levels. The escalators are available from the Club/Suite Level (main press box). Take the escalators, go down two levels to the field level and make a left turn. The first door on the left will lead to one flight of stairs down to the Dodger clubhouse and field entrances.

FIELD: Only credentialed media with field access will be allowed on the field. All media must clear the field 45 minutes prior to game time.

GAME NOTES: Game notes and statistics will be available in the Vin Scully Press Box prior to game time. Quotes, statistics, postgame notes, box scores and play-by-play sheets will be available after the game.

GAME TICKETS: Complimentary media tickets, subject to availability, must be requested 24 hours in advance for Tuesday-Friday games and by 2 p.m. on Friday for weekend and Monday games. Approval will depend upon availability and frequency of use. Tickets, limited to four per series, can be picked up at the Club Level Will Call window in Parking Lot 5. Proper photo identification is required. The Will Call window opens 90 minutes prior to the game.

PARKING: Parking Lot 2 (Top Deck) is the media parking lot. Enter Dodger Stadium at Gate A, which is at the intersection of Elysian Park Ave. and Stadium Way, and proceed to Lot 2. Each season credential serves as a season parking pass. All media members are requested to enter Dodger Stadium through the media parking entrance.

PHOTOGRAPHERS: Photographers are not allowed on the field during the game at any time. Photo wells are located at each end of the home and visiting dugouts. Special arrangements for use of the press box level positions can be made through the public relations office. Still photography is not allowed in either clubhouse unless authorized by the Public Relations Director of each club.

PRESS BOX AND DINING ROOM: The Vin Scully Press Box is located on Level 5 (Club/Suite Level) directly behind home plate. The media dining area, located in the main press box, is open two hours prior to game time. Beverages and snacks are available during and after the game. The cost for each pregame meal is \$6, payable in the press dining room.

TELEPHONES: Several charge-a-call phones are located in the main press box.

TELEVISION STATISTICAL ASSISTANCE: The Public Relations Department can refer statisticians for visiting club television.

RELACIONES PUBLICAS

Oficina: (323) 224-1301
 Fax: (323) 224-1459

John Olguin, Director
 (323) 224-1301 - johno@ladodgers.com
 Josh Rawitch, Director Auxiliar
 (323) 224-1301 - josh@ladodgers.com
 David Tuttle, Manejador de Información Beisbolista
 (323) 224-1307 - davidt@ladodgers.com
 Chris Gutierrez, Cordinador de Información Beisbolista
 (323) 224-1302 - chrisg@ladodgers.com
 Rachelle Smith, Servicios de la Prensa
 (323) 224-1390 - rachelles@ladodgers.com
 Charise Weller, Cordinadora
 (323) 224-1392 - charisew@ladodgers.com



VESTIDORES: El vestidor de los Dodgers y el equipo visitante están localizados en el primer nivel (dugout level). La banca de los Dodgers está ubicada al lado de la tercera base. Miembros de la prensa con acceso al vestidor y el campo de juego serán admitidos. El cuarto del entrenador físico está cerrado a todo miembro de la prensa, y solamente está abierto para jugadores y oficiales de los Dodgers. El vestidor está abierto para miembros de la prensa con credenciales 3 horas y media antes del comienzo del partido y se cierra 45 minutos antes del encuentro. El vestidor se abre 10 minutos después del último out para todo miembro de la prensa con credenciales.

CREDENCIALES: Credenciales solamente serán otorgadas a miembros de la prensa que son acreditados. Credenciales para la temporada solamente serán otorgadas a agencias diariamente han cubierto a los Dodgers por tres años. Credenciales para la temporada serán otorgadas a la discreción. Solicitudes de credenciales para partidos de la temporada regular tendrán que ser enviadas por escrito en papel membretado de parte de su editor/productor a John Olguin, Director de Relaciones Públicas. Toda solicitud tendrá que ser mandada 24 horas antes del partido para permitir suficiente tiempo para verificar y procesar la solicitud. Solicitudes de credenciales para partidos durante el fin de semana tendrán que ser hechas antes de las 5 p.m. del viernes. Por favor asegúrese de verificar que hemos recibido su solicitud antes de llegar al estadio el día del partido. Credenciales pueden ser recogidas cuatro horas antes del comienzo del partido en la entrada para la prensa en Dodger Stadium, localizada en el lote 2. Identificación apropiada será requerida. Credenciales tendrán que ser mostradas todo el tiempo dentro del estadio. Absolutamente no se permite pedir autógrafos en el campo de juego o en los vestidores. Al igual, su credencial le permitirá estacionarse en el lote 2 donde se estaciona la prensa.

ACCESO PARA INCAPACITADOS: El estacionamiento y palco de prensa están equipados para miembros de la prensa incapacitados. Para acceso al palco de prensa, tome el elevador al Nivel 5. Para acceso al campo de juego y los vestidores, tome el elevador al Nivel 1. De vuelta a la izquierda para entrar al vestidor. Para acceso al campo de juego, entre por el Dugout Club en el Nivel 1. Los edecanes lo dirigirán hacia la plataforma que le dará acceso al terreno de juego.

ELEVADOR/ESCALERA MECÁNICA: Ubicadas detrás del pentágono. Los elevadores se encuentran en cada nivel del estadio. Las escaleras mecánicas están disponibles en el nivel Club/Suite (palco de prensa principal). Si toma la escalera mecánica, baje dos niveles al nivel de campo y dé vuelta a la izquierda. La primera puerta a su izquierda lo guiará hacia las escaleras que lo llevarán al vestidor de

los Dodgers y la entrada hacia el campo de juego.

CAMPO DE JUEGO: Solamente miembros de la prensa con acceso al campo de juego serán permitidos en el terreno de juego. Todo miembro de la prensa tendrá que dejar el campo de juego 45 minutos antes del partido.

Notas sobre el Partido (Game Notes): Notas Sobre el Partido y estadísticas estarán disponibles en el palco de prensa antes del partido. Citas, estadísticas, box scores y el resumen de jugada-por-jugada estarán disponibles después del partido.

BOLETOS PARA PARTIDOS: Boletos complementarios para la prensa, sujetos a disponibilidad, deben ser pedidos 24 horas antes del partido o antes de las 2 p.m. del viernes para partidos durante el fin de semana o el lunes. Los boletos, limitados a cuatro por serie, pueden ser recogidos en la ventanilla "Club Level Will Call" en el estacionamiento 5. Identificación apropiada será requerida. La ventanilla de Will Call abre 90 minutos antes del comienzo del partido.

ESTACIONAMIENTO: La Plaza de Estacionamiento 2 (Top Deck) es el lote designado para la prensa. Entre a Dodger Stadium por la Puerta A, la cual se encuentra en la intersección de la Avenida Elysian Park y Stadium Way, y continúe hacia la Puerta A. Cada credencial de temporada sirve como su pase de estacionamiento. Se solicita que todo miembro de la prensa entre al estacionamiento por la entrada designada para la prensa (Puerta A). Credenciales para el día del partido solamente son distribuidas en la Puerta A.

FOTÓGRAFOS: No se permiten fotografías en el campo de juego en ningún momento durante el partido. El área para los fotógrafos se encuentra en las cajas al final de ambas bancas. Arreglos especiales para el uso de posiciones dentro del palco de prensa principal se pueden hacer con la oficina de relaciones públicas. Fotos dentro de los vestidores no son permitidas a menos que reciban la autorización del Director de Relaciones Públicas de cada equipo.

PALCO DE Prensa Y COMEDOR: El palco de prensa Vin Scully está ubicado en el Nivel 5 directamente detrás del pentágono. El comedor para la prensa, localizado en el palco de prensa principal, se abre dos horas antes del comienzo del partido. Bebidas y bocadillos están disponibles durante y después del partido. El precio de cada comida antes del partido es de \$6, pagadero a la entrada del comedor.

TELÉFONOS: Varios teléfonos por cobrar están localizados en el palco de prensa principal.

ESTADÍSTICAS PARA TRANSMISIONES TELEVISIVAS: El Departamento de Relaciones Públicas puede referir estadistas para transmisiones televisivas del equipo visitante.

Vin Scully

HALL OF FAME BROADCASTER



Vin Scully, whose status as one of the top sportscasters in history was reaffirmed recently when he was voted "Sportscaster of the 20th Century," enters his 54th season as the "Voice of the Dodgers." The Hall of Famer's 54 years of consecutive service with the Dodgers is the longest of any current Major League broadcaster with one team.

Scully, whose vivid yet simplistic description of a baseball game has thrilled fans for years, joined Hall of Fame announcer Red Barber and Connie Desmond as part of the Brooklyn Dodgers' broadcast team in 1950, just a year after graduating from Fordham University. Scully, who played outfield for two seasons on Fordham's baseball team, called baseball, basketball and football games for the university's radio station. In 1982, 32 years after he first became a Dodger broadcaster, Scully reached the pinnacle of his sparkling career in baseball when he was inducted into the Broadcaster's wing of the National Baseball Hall of Fame as the Ford C. Frick Award recipient.

In July 2000, Scully was elected as the top sportscaster of the 20th century by more than 500 national members of the American Sportscasters Association. He topped such broadcasting icons as Howard Cosell, Mel Allen and others in balloting by the ASA, a non-profit organization that recognizes achievements in sports broadcasting. Also in 2000, Scully was honored by Fordham University in Bronx, NY as he received a Doctorate of Humane Letters honorary degree. He also was the commencement speaker for Fordham's 2000 graduating class of 3,765. On April 21, 2001, the press box at Dodger Stadium was named in Scully's honor.

In addition to his Dodger broadcasts, the multi-talented broadcaster called play-by-play for National Football League games and PGA Tour events on CBS-TV from 1975-82 and play-by-play for Major League Baseball's Game of the Week, three World Series and four All-Star Games on NBC-TV from 1983-89. Scully also called play-by-play for the World Series on CBS Radio from 1990-97. In all, he has called 25 World Series and 12 All-Star Games.

Scully portrayed himself in "For the Love of the Game," the 1999 Universal Pictures release starring Kevin Costner. During the 1999 World Series, Scully served as master of ceremonies at Major League Baseball's "All-Century Team" unveiling at Atlanta's Turner Field. He was also named "best of the century" in Los Angeles Sports broadcasting by the Long Beach Press-Telegram and the "poet laureate of baseball" by USA Today. He has also lent his voice to Sony Playstation's MLB video game.

SOME OF HIS BROADCASTING HIGHLIGHTS INCLUDE:

- Three perfect games (Don Larsen in 1956, Sandy Koufax in 1965 and Dennis Martinez in 1991) and 18 no-hitters.
- Johnny Podres' shutout of the Yankees in Game 7 of the 1955 World Series, which gave the Dodgers their first World Championship.
- The Dodgers' first game in Los Angeles at the Coliseum on April 18, 1958.
- The Yankees-Dodgers exhibition game on May 7, 1959 that honored Roy Campanella before a major league record 93,103 fans at the Los Angeles Coliseum.
- The Dodgers' playoff win over the Milwaukee Braves and World Series victory over the Chicago White Sox in 1959, which gave them their second World Championship; and other World Championship seasons in Los Angeles in 1963, 1965, 1981 and 1988.
- Don Drysdale's 58.2 scoreless innings streak in 1968 and Orel Hershiser's 59.0 scoreless innings streak in 1988.
- Hank Aaron's 715th career home run that broke Babe Ruth's Major League record at Atlanta's Fulton County Stadium on April 8, 1974.
- Barry Bonds' record-breaking 71st, 72nd and 73rd home runs.
- The rookie seasons of Fernando Valenzuela in 1981 and Hideo Nomo in 1995.
- Scully, master of the English language, has won numerous awards and honors throughout his career, including being named the Most Memorable Personality in L.A. Dodger history by Dodger fans in 1976.

OTHER AWARDS INCLUDE:

- Named the country's Outstanding Sportscaster four times and California Sportscaster of the Year 24 times by the National Sportscasters and Sportswriters Association, including being honored as the 2001 California Sportscaster of the Year.
- Recipient of the Lifetime Achievement Sports Emmy Award from the National Academy of Television Arts and Sciences in 1996 for his "distinguished and outstanding" work.
- Inducted into the American Sportscasters Association's Hall of Fame in 1992.
- Inducted into the Southern California Sports Broadcasters Hall of Fame in 1997.
- Won the Los Angeles area Governors Emmy Award from the Academy of the Television Arts and Sciences' Board of Governors in 1992 for his special contribution to television in Los Angeles.
- Named the Southern California Sports Broadcaster Association's Sportscaster of the Year in 1991, 1992 and 1994; Broadcaster of the Year in 1984; Radio Play-by-Play award in 1991; and Baseball Play-by-Play award in 1993.
- Named American Sportscasters Association's Sportscaster of the Year in 1985.
- Won the Voice of Vision award in 1992 for his "incredible gift of painting vivid word pictures so those without sight can also see Dodger baseball."
- Recipient of the United States Sports Academy's Ronald Reagan Media Award in 1987.
- Had his star placed on the Hollywood Walk of Fame in 1982.
- In 1995, had a baseball field named after him in Bogota, NJ, where he resided while working with the Brooklyn Dodgers.
- Received the inaugural Arthur Daley Memorial Award in 1995, which is presented to a Fordham alumnus who has distinguished himself in the field of athletic journalism.
- Had a tribute in his honor from the Academy of Television Arts and Sciences in November 1997.

Ross Porter

BROADCASTER

Ross Porter, whose tenure with the Dodgers is among the longest of any broadcaster with one Major League team, begins his 27th season with the club. He holds the Major League record for the longest consecutive play-by-play by one announcer when he called all 22 innings between the Dodgers and Expos on Aug. 23, 1989. The Dodgers won the six-hour, 14-minute marathon, 1-0 on a home run by Rick Dempsey. For that broadcast, Porter was honored with the Tom Harmon Special Achievement Award by the Southern California Sports Broadcasters Association in 1990.

Porter is also the longtime host of DodgerTalk after weekday games and has been named Best Sports Talk Show host four times by the SCSBA. The popular postgame program will be heard this season on the Dodgers' new flagship radio station, KFWB.

A play-by-play announcer since the age of 14, the University of Oklahoma graduate is the only sportscaster to have broadcast the games of a World Series champion (1981 and 1988 Dodgers) and an NCAA basketball champion (1990 UNLV). He has won two Emmys, one during a 10-year stint with KNBC-TV in Los Angeles and the other for Dodger telecasts in 2001. The Dodgers honored Porter's 25th season with the team with special pregame ceremonies on April 29, 2001.

Before joining the Dodgers in 1977, he called NFL games for NBC-TV from 1970-76. He also broadcast the 1977 and 1978 World Series and the 1984 NL Championship Series on the CBS Radio Network. He announced college basketball games on radio and television for 25 years. He is one of the original voters for the Jim Thorpe Award, given annually to the top defensive back in college football.

Rick Monday

BROADCASTER

Former Los Angeles outfielder and two-time Major League all-star Rick Monday begins his 10th full season as a Dodger broadcaster.

Monday, who joined the Dodgers' broadcast team in 1993, began his broadcasting career as a sports anchor on KTTV in Los Angeles in 1985 while also calling play-by-play and hosting the pregame show for Dodger games on Dodger Vision and Z Channel. He was nominated for an Emmy as host of the Dodgers' pregame show on KTTV's "Dodger Central" in 1988. Monday was also a color commentator for CBS-TV at the College World Series championship game in 1988. He moved to San Diego in 1989 and called play-by-play for the Padres on radio and television for four seasons.

The 2001 season marked the 25th anniversary of one of the most dramatic moments of Monday's playing career. While playing for the Chicago Cubs in 1976, he saved the American flag from being burned by two protesters in left field at Dodger Stadium on April 25. Al Campanis, former Dodger Vice President, Player Personnel, presented the flag to Monday after it was used as evidence in the case against the two protesters.

A star at Arizona State University, Monday led the Sun Devils to the 1965 College World Series Championship and earned All-America and College Player of the Year honors before the Kansas City Athletics made him the first player selected in the initial major league First-Year Player Draft.

He made his Major League debut in 1966 and spent six seasons with the Athletics and five with the Cubs before joining the Dodgers as part of a five-player trade in 1977. Monday played eight seasons for the Dodgers and helped them to a World Championship and three N.L. pennants. Overall, he compiled a .264 career batting average with 241 home runs and appeared in five League Championship Series and two All-Star Games.

The former left-handed hitter is also known for his dramatic, game-winning home run in the ninth inning of Game 5 of the 1981 N.L. Championship Series at Montreal, which gave the Dodgers a 2-1 victory and a berth in the World Series.

In 1995, Monday received the William A. Shea Distinguished Little League Graduate Award, which is given to a Major League Baseball player or individual who best exemplifies the spirit of the Little League Baseball program.

Monday regularly serves as an instructor at the twice-yearly Dodger Adult Baseball Camp at Dodgertown in Vero Beach Florida.

Jaime Jarrin

HALL OF FAME BROADCASTER



Jaime Jarrin, among the most recognizable voices in Hispanic broadcasting and one of two current Dodger Hall of Fame announcers, begins his 45th season in the radio booth as "the Spanish Voice of the Dodgers." His smooth melodic voice is also heard on FOX Sports Net 2's SAP channel. The Dodgers, with Jarrin and longtime English-language broadcaster Vin Scully, are the only Major League club to feature a pair of Hall of Fame announcers.

Jarrin became the club's No. 1 Spanish-language broadcaster in 1973, 14 years after he first joined the Dodgers. Also Vice President of News and Sports for the Lotus Broadcasting Corp., whose station KWKW is the flagship of the Dodgers' Spanish radio network, Jarrin was inducted into the National Baseball Hall of Fame on July 26, 1998 in Cooperstown, NY as the recipient of the Ford C. Frick Award. Named in honor of the former broadcaster and Commissioner of Baseball, the Frick Award has been given annually since 1978 to a broadcaster "for major contributions to the game of baseball."

Jarrin became only the second Spanish-language announcer to be inducted into the Hall of Fame, joining Buck Canal. Jarrin was also the first recipient of the Southern California Broadcaster Association's President's Award in February 1998. He was given the highest award by the National Association of Hispanic Journalists in June 1998 and received a star on the Hollywood Walk of Fame in September 1998. On June 21, 2002 Jaime was inducted into the California Broadcasters Association Hall of Fame.

His other honors included being awarded La Gran Cruz al Merito en El Grado de Comendado (the highest medal awarded to non-military personnel) in his native Ecuador in January 1992, named as one of the top 100 Influential Hispanics in the United States by Hispanic Business Magazine in 1990 and the first Latin American to win the Golden Mike Award in 1970 and 1971. In January 2000 he spoke at the MLB Rookie Development seminar, which is designed to prepare top minor league prospects for the Major Leagues.

During the 1984 Olympic Games in Los Angeles, Jarrin was in charge of all Spanish radio coverage and production. He has called more than 30 world championship boxing title bouts throughout the world for radio and television stations in Latin America. His broadcasts of the All-Star Game, League Championship Series and World Series on CBS, the Latina Broadcasting Network, Cadena Latina and Caracol from 1989 to 1999 were carried on more than 300 stations.

Jarrin studied philosophy, letters, journalism and broadcasting at Central University of Ecuador in Quito. His son, Jorge - "The Captain" - covers traffic for English and Spanish radio stations in Los Angeles.

Pepe Yñiguez

BROADCASTER



Spanish-language broadcaster Pepe Yñiguez begins his fifth full season and sixth overall with the Dodgers. After covering special broadcasting assignments for the Dodgers in 1998, Yñiguez made his debut in 1999 as a full-time broadcaster while also assisting the club in its community and publicity efforts in Spanish-speaking areas. During the offseason the past three years, Yñiguez has hosted "Central Deportiva," a weekly sports talk show airing Sunday afternoon on KWKW. In 2000 and 2001, Yñiguez served as the color commentator for the Caribbean Series and the 2001 World Series.

Yñiguez has worked for KWKW since 1982 and hosted the Dodgers' pre and postgame shows, "Hablando con los Dodgers," since 1993. He also served as an occasional play-by-play replacement on Dodger Spanish broadcasts in 1997.

Yñiguez, who was a reporter at KWKW prior to joining the Dodgers, also served as a color commentator for the Los Angeles Raiders' broadcasts from 1993-95 and did play-by-play for FOX Sports Americas at selected Major League Baseball games, the All-Star Game, American League Championship Series and World Series in 1997 and 1998.

ENGLISH BROADCASTERS

Year	Broadcasters
1939-41	Red Barber, Al Helfer
1942	Red Barber, Alan Hale
1943-47	Red Barber, Connie Desmond
1948-49	Red Barber, Connie Desmond, Ernie Harwell
1950-53	Red Barber, Connie Desmond, Vin Scully
1954-55	Vin Scully, Connie Desmond, Andre Baruch
1956	Vin Scully, Connie Desmond, Al Helfer, Jerry Doggett
1957	Vin Scully, Al Helfer, Jerry Doggett
1958-76	Vin Scully, Jerry Doggett
1977-87	Vin Scully, Jerry Doggett, Ross Porter
1988-93	Vin Scully, Don Drysdale, Ross Porter
1993-present	Vin Scully, Ross Porter, Rick Monday

SPANISH BROADCASTERS

Year	Broadcasters
1958	Rene Cardenas, Miguel Alonzo, Milt Nava
1959-61	Rene Cardenas, Jaime Jarrin, Miguel Alonzo
1962-72	Jose Garcia, Jaime Jarrin
1973-81	Jaime Jarrin, Rudy Hoyos
1982-89	Jaime Jarrin, Rene Cardenas
1990	Jaime Jarrin, Rene Cardenas, Tito Rondon
1991-97	Jaime Jarrin, Rene Cardenas
1998	Jaime Jarrin, Rene Cardenas, Pepe Yñiguez
1999-present	Jaime Jarrin, Pepe Yñiguez



For more than 35 years, KFWB has been the Southland's news leader for "breaking news." When the ground shakes, when the hillsides slide, when the sky turns to smoke or the freeways turn into parking lots, Southern Californians turn to their trusted friend KFWB, located at 980 on the AM dial. And now, add to that the best-known brand in professional sports: the Los Angeles Dodgers.

On March 25, 1925, Sam Warner, founder of Warner Brothers Studios, put KFWB on the air with 250 watts of power. Among the many Hollywood stars that launched their careers on KFWB were Ronald Reagan, Roy Rogers, Bing Crosby, Alan Ladd and Burns & Allen. The KFWB call letters stood for "Keep Filming Warner Brothers." The radio station was purchased to help finance the Warner Brothers films.

In 1958, KFWB producer Chuck Blore invented the Top 40 format and "Channel 98 Color Radio" was born. KFWB became one of the nation's first Top 40 radio stations and quickly shot to the number one spot in Southern California. Westinghouse purchased KFWB and it became Southern California's first ALL-NEWS radio station on March 11, 1968. At that time people wondered how a radio station could come up with enough news to fill the entire broadcast day. A study showed the average commute time in Los Angeles was 22 minutes giving birth to the famous slogan, "You Give Us 22 Minutes, We'll Give You the World."

In the past three-and-a-half decades, KFWB listeners have become ear-witnesses to the biggest news stories of their lives-events that have shaped local, national, and world history.

Station	On Dial	City	Station	On Dial	City
KFWB	980	Los Angeles	KRLV	1340	Las Vegas*
KWKW	1330	Los Angeles*	KPSI	920	Palm Springs
KDEF	1150	Albuquerque, NM	KWKU	1220	Ponoma/Ontario/Redlands*
KNZR	1560	Bakersfield	WREV	1220	Reidsville/Greensboro, NC*+
KMET	1490	Banning	KRLH	590	Riverside/San Bernadino
KBOV	1230	Bishop	WSTA	1340	St. Thomas, US Virgin Islands+
KROP	1300	Brawley/El Centro	KKAL	99.7	San Luis Obispo/Santa Maria
KICO	1490	Calexico/El Centro*	KIST	1340	Santa Barbara
KCBL	1340	Fresno	KVEN	1450	Ventura/Oxnard
KOOR	790	Fresno*	KUNX	1590	Ventura/Oxnard*
KTHR	1230	Gallup, NM+	KVFG	103.1	Victorville
KAOI	1110	Kahului, Maui, HI+	WTTB	1490	Vero Beach, FL+
KAVL	610	Lancaster/Palmdale	KVBL	1400	Visalia
KUTY	1470	Lancaster/Palmdale*	KYPA	1230	Los Angeles (Korean)+
KSFN	1140	Las Vegas			

*Spanish +Selected Games Listings as of Feb. 1, 2003

Fox Sports Net 2 enters its sixth season as the cable television home of the Los Angeles Dodgers, telecasting one spring training and 80 regular season games in 2003. Vin Scully and Ross Porter call the action on Fox Sports Net 2.

Fox Sports Net 2 also telecasts the Los Angeles Dodgers pregame show, Dodgers Dugout, one half-hour prior to each home game. The show, hosted by Jim Watson or Van Earl Wright with analyst Rick Monday, includes features and interviews with Dodgers players, coaches and management, plus offers an extensive preview of the game.

One of the country's largest regional sports networks, Fox Sports Net 2 provides 24-hour sports programming to more than 4.2 million cable and satellite subscribers in Southern California, Hawaii and Nevada. Fox Sports Net 2 presents more live, local home team sports programming than any other cable network or broadcast station in the market.

In addition to the Dodgers, the Fox Sports Net 2 programming lineup includes the Mighty Ducks of Anaheim, Los Angeles Avengers, USC, UCLA, University of Hawaii and Pepperdine University athletics, TVG horse racing, plus the High School Game of the Week and San Diego Chargers pre-season games.

Fox Sports Net, Fox Sports Net 2's sister station, provides regional sports programming to five million viewers in Southern California, Nevada and Hawaii with a programming menu that features the Anaheim Angels, Los Angeles Lakers and Los Angeles Kings. Fox Sports Net also features the popular Southern California Sports Tonight live at 6:30 p.m. and the Southern California Sports Report at 10 p.m. or immediately following Dodgers games on Fox Sports Net 2. These nightly news shows have made their mark as the No. 1 place for Southern California sports fans to get the more regional sports news, up to the minute scores, highlights, and interviews with a more local perspective than any other show on television.

Fox Sports Net's national programming includes Pac-10 and Big 12 football, Pac-10 basketball, PGA Tour coverage, nightly NASCAR coverage, ATP tennis and Sunday Night Fights. Also shown nationally are *The Best Damn Sports Show Period*, *The NFL Show*, *Beyond the Glory* and the new extreme sports show, 54321.

Fox Sports Net is the first truly national, regional and local supplier of sports programming and reaches over 82 million homes through 21 regional sports networks.



The 2003 campaign marks the second season of the Los Angeles Dodgers on UPN 13 since the over-the-air television agreement was announced on Nov. 12, 2001.

UPN 13 is just the third television home of the Dodgers since moving to Los Angeles, having been on KTTV FOX 11 (1958-92) and KTLA Channel 5 (1993-2001).

UPN 13, has been entertaining Los Angeles for more than 50 years.

It debuted Sept. 17, 1948 as KLAC-TV, the call letters L-A-C stood for Los Angeles, California. Its very first telecast dating back to 1948, was a sporting event - a live telecast of a USC football game at the Los Angeles Coliseum.

A talented staff of personalities and technicians helped place Channel 13 on the map, with an eclectic mix of sports and live entertainment. In the early days, Los Angeles television meant local programming and, at one time or another, many stars of early network TV called Channel 13 their home, including Betty White, Bobby Short, Eddie Albert, Oscar Levant and Steve Allen. The film director, Sam Peckinpah, worked behind the scenes as a grip and Regis Philbin, the popular talk and game show host, was a news writer.

In 1954, a transfer of ownership changed Channel 13's call letters to KCOP, the C-O-P portion of the call letters was short for Copley Press, the station's new owners. KCOP continued to produce innovative programming, from travelogues to kids' shows but the constant was always, live, local sports.

Sports programming on Channel 13 has included USC and UCLA football, Hollywood Stars baseball, boxing, wrestling and jai alai. Los Angeles Clippers basketball also aired on KCOP in the early '90's and the station also broadcast the Los Angeles Marathon from its inception in 1986 until 2001.

UPN 13 is owned and operated by Fox Television Stations, Inc. One of the nation's largest owned-and-operated network broadcast groups, Fox Television Stations, Inc. consists of 33 stations covering nearly 46 percent of U.S. television homes.



DODGERS FIRST ON TV

The Brooklyn Dodgers and Cincinnati Reds were the first clubs to appear on television when an NBC experimental station televised the first game of a doubleheader on Aug. 26, 1939.

SOUTHERN CALIFORNIA MEDIA

NEWSPAPERS

Antelope Valley Press

P.O. Box 4050
Palmdale, CA 93590
Sports: John Purcell
Phone: (661) 267-4143
FAX: (661) 947-4870

Daily Breeze

5215 Torrance Blvd.
Torrance, CA 90503
Sports: Todd Bailey
Phone: (310) 543-6160
FAX: (310) 540-3067

Excelsior (Spanish)

523 N. Grand Ave.
Santa Ana, CA 92701
Sports: Rinaldo Mena
Phone: (714) 796-4317
FAX: (714) 796-4319

Inland Valley Daily Bulletin

2041 E. Fourth St.
Ontario, CA 91764
Sports: Jim Gazzolo
Phone: (909) 483-9374
FAX: (909) 948-9038

Japanese Daily Sun Newspaper

202 S. San Pedro St.
Los Angeles, CA 90012
Phone: (213) 617-3670
FAX: (213) 628-0331

Jiji Press (Japanese)

800 West 6th St.
Suite 1600
Los Angeles, CA 90017
Phone: (213) 488-0958
FAX: (213) 488-1319

Korea Central Daily

690 Wilshire Place
Los Angeles, CA 90005
Sports: Seoung Yang
Phone: (213) 368-2500
FAX: (213) 389-8384

Korea Times

4525 Wilshire Blvd.
Los Angeles, CA 90010
Sports: Danny Kim
Phone: (323) 692-2024
FAX: (323) 692-2062

Kyodo News (Japanese)

250 E. 1st St., #1107
Los Angeles, CA 90012
Phone: (213) 680-9448
FAX: (213) 580-3547

La Opinion (Spanish)

411 W. Fifth St.
Los Angeles, CA 90013
Sports: Gabriel Ochoa
Phone: (213) 896-3244
FAX: (213) 896-2171

La Voz Libre (Spanish)

P.O. Box 20599
Los Angeles, CA 90006
Sports: Angel Prada
Phone: (213) 388-2903
FAX: (213) 388-2053

Long Beach Press-Telegram

604 Pine Ave.
Long Beach, CA 90844
Sports: Jim McCormick
Phone: (562) 499-1335
FAX: (562) 437-8914

Los Angeles Daily News

P.O. Box 4200
Woodland Hills, CA 91365
Sports: Doug Jacobs
Phone: (818) 713-3607
FAX: (818) 713-3436

Los Angeles Sentinel

3800 Crenshaw Blvd.
Los Angeles, CA 90008
Sports: Frank Reneau
Phone: (323) 299-3800
FAX: (323) 299-3896

Los Angeles Times

202 W. First St.
Los Angeles, CA 90012
Sports: Bill Dwyre
Phone: (213) 237-3569
FAX: (213) 237-7876

Orange County Register

625 N. Grand Ave.
Santa Ana, CA 92701
Sports: Greg Gibson
Phone: (714) 796-7802
FAX: (714) 796-6765

Rafu Shimpo (Japanese)

259 S. Los Angeles St.
Los Angeles, CA 90012
Sports: Michael Culross
Phone: (213) 629-2231
FAX: (213) 687-0737

Riverside Press-Enterprise

3512 14th St.
Riverside, CA 92501
Sports: Alan Lassila
Phone: (909) 368-9522
FAX: (909) 368-9029

San Bernardino Sun

399 N. D St.
San Bernardino, CA 92401
Sports: Paul Oberjuege
Phone: (909) 386-3865
FAX: (909) 384-0327

San Gabriel Valley Newspaper Group

1210 N. Azusa Canyon Rd.
West Covina, CA 91790
Sports: Doug Spoon
Phone: (626) 962-8811
FAX: (626) 856-2758

The Tidings

3424 Wilshire Blvd.
Los Angeles, CA 90010
Sports: Rich Goul
Phone: (213) 637-7360
FAX: (213) 637-6360

USA Today

10866 Wilshire Blvd., Suite 890
Los Angeles, CA 90024
Sports: David Leon Moore
Phone: (310) 882-2400
FAX: (310) 443-8923

20 De Mayo (Spanish)

1824 Sunset Blvd., Suite 202
Los Angeles, CA 90026
Sports: Angel Torres
Phone: (213) 483-8511
FAX: (213) 483-6474

Yomiuri Newspaper (Japanese)

19600 Magellan Dr.
Torrance, California 90502
Phone: (310) 354-2430
FAX: (310) 354-2492

WIRE SERVICES

Associated Press

221 S. Figueroa, Suit 300
Los Angeles, CA 90012
Sports: Beth Harris, John Nadel, Ken Peters, Joe Resnick
Phone: (213) 626-1200
FAX: (213) 346-0200

RADIO STATIONS

KCBS (ARROW 93.1 FM)

5901 Venice Blvd.
Los Angeles, CA 90034
Sports: Clark Macy, Scott St. James
Phone: (323) 937-9331
FAX: (323) 938-9647

KFI (640 AM)/KLAC (570 AM)

610 Ardmore Ave.
Los Angeles, CA 90005
Sports: Rich Marotta
Phone: (213) 385-0101
FAX: (213) 389-7640

KFWB (980 AM)

6230 Yucca Street
Los Angeles, CA 90028
Sports: Bill Seward, Bret Lewis, Ted Sobel
Phone: (323) 871-4633
FAX: (323) 871-4670

KLOS (95.5 FM)

3321 S. La Cienega Blvd.
Los Angeles, CA 90016
News: Kelli Gates
Phone: 800-955-5567
FAX: (310) 558-7685

KLSX (97.1 FM)

3580 Wilshire Blvd.
Los Angeles, CA 90010
Sports: Crystal Fernandez
Phone: (213) 383-4222
FAX: (213) 637-5279

KMPC (1540 AM)

2800 28th Street,
Suite 308
Santa Monica, CA 90404
Contacts: Tim Parker, Mark Willard
Phone: (310) 452-7100
Fax: (310) 452-8010

KNX-AM (1070 AM)

6121 Sunset Blvd.
Los Angeles, CA 90028
Sports: Barry Turnbull, Steve Grad
Phone: (323) 460-3343
FAX: (323) 460-3275

KPWR (105.9 FM)

2600 W. Olive, Suite 850
Burbank, CA 91505
Sports: Joe Grande, Jason Ryan
Phone: (818) 953-4200
FAX: (818) 848-0961

KRLA (870 AM)

701 N. Brand Blvd. #550
Glendale, CA 91203
Phone: (818) 956-5552
FAX: (818) 551-1110

KROQ (106.7 FM)

5901 Venice Blvd.
Los Angeles, CA 90034
Sports: Jay Tillus
Phone: (323) 930-1067
FAX: (323) 931-1067

KRTH (101.1 FM)

5901 Venice Blvd.
Los Angeles, CA 90034
Sports: Bob Malik
Phone: (323) 936-5784
FAX: (323) 936-3427

KSPN (ESPN 710 AM)

3321 S. La Cienega Blvd.
Los Angeles, CA 90016
Contact: Joe McDonnell
Phone: (310) 558-7694
FAX: (310) 558-5691

SOUTHERN CALIFORNIA MEDIA

KTNQ-AM - Spanish (1020 AM)
 655 N. Central Ave., Suite 2500
 Sports: Santiago Nieto
 Phone: (818) 500-4500
 FAX: (818) 500-4530

KWKW (Spanish) 1330 AM
 6290 Sunset, 16th Floor
 Hollywood, CA 90028
 Phone: (323) 466-8111
 FAX: (323) 461-7347

Radio Korea (1230 AM)
 626 Kingsley Dr.
 Los Angeles, CA 90005
 Sports: Richard Choi
 Phone: (213) 487-1300
 FAX: (213) 487-7744

XTRA Sports (690/1150 AM)
 610 S. Ardmore
 Los Angeles, CA 90005
 Contacts: A. Martinez,
 Julio Morataya
 Phone: (213) 427-7257
 FAX: (213) 427-7905
 Contact: Lee Hamilton
 Phone: (858) 522-5454
 FAX: (619) 291-5622

XPRS-AM - Spanish (1390 AM)
 6290 Sunset Blvd.
 Hollywood, CA 90028
 Sports: Manolo Sevallos
 Phone: (213) 856-5151
 FAX: (213) 749-6894

TELEVISION STATIONS

Asahi Homecast (Japanese)
 2793 East Foothill Blvd.
 Pasadena, CA 91107
 Phone: (818) 449-0018
 FAX: (818) 449-0396

ESPN - Cable
 935 Middle Street
 Bristol, CT 06010
 Phone: (860) 766-2000
 FAX: (860) 766-2422

FOX Sports Net 2 - Cable
 10201 W. Pico Blvd.
 Los Angeles, CA 90035
 Contact: Shawn Kopalakis
 Phone: (310) 369-1000
 FAX: (310) 969-6190

KABC (7)
 500 Circle Seven Dr.
 Glendale, CA 91201
 Sports: Rob Fukuzaki, John Hartung, Curt Sandoval
 Phone: (818) 863-7677
 FAX: (818) 863-7889

KCAL (9)
 6121 Sunset Blvd.
 Los Angeles, CA 90028
 Sports: John Ireland, Derrin Horton
 Phone: (323) 960-3848
 FAX: (323) 962-5244

KCBS (2)
 6121 Sunset Blvd.
 Hollywood, CA 90028
 Sports: Jim Hill, Bret Lewis
 Phone: (323) 460-3252
 FAX: (323) 460-3337

KMEX (34) (Spanish)
 6701 Center Dr., 15th Fl.
 Los Angeles, CA 90045
 Sports: Francisco Pinto, Alejandro Luna
 Phone: (310) 348-3478
 FAX: (310) 348-3493

KNBC (4)
 3000 W. Alameda Ave.
 Burbank, CA 91523
 Sports: Fred Roggin, Mario Solis
 Phone: (818) 840-4237
 FAX: (818) 840-3076

KTLA (5)
 5800 Sunset Blvd.
 Los Angeles, CA 90028
 Sports: Tony Hernandez
 Phone: (323) 460-5907
 FAX: (323) 460-5333

KTTV (11)
 1999 S. Bundy Dr.
 Los Angeles, CA 90025
 Sports: Rick Garcia, Jennifer Gould
 Phone: (310) 584-2030
 FAX: (310) 584-2023

KVEA (52) (Spanish)
 1139 Grand Central Ave.
 Glendale, CA 91201
 Sports: Mauricio Cardenas
 Phone: (818) 502-5700
 FAX: (818) 502-0029

KWHY (22) (Spanish)
 5545 Sunset Blvd.
 Los Angeles, CA 90028
 Sports: Diana Alvarado
 Phone: (323) 603-4296
 FAX: (323) 603-4226

NHK Television (Japanese)
 1620 26th Street, #1060N
 Santa Monica, CA 90404
 Phone: (310) 829-5575
 FAX: (310) 829-5655

UPN (13)
 915 N. La Brea
 Los Angeles, CA 90038
 Sports: Solomon Pulgar
 Phone: (323) 851-1000
 FAX: (323) 883-9889

UTB Television (Japanese)
 6779 Hawthorn Avenue
 Hollywood, CA 90028
 Phone: (323) 468-8224
 FAX: (323) 460-7377

BASEBALL WRITERS ASSOCIATION OF AMERICA (BBWAA)

LOS ANGELES-ANAHEIM CHAPTER

2003 OFFICERS

Chapter Chairman Mike DiGiovanna (Los Angeles Times)
 Vice-Chairman Joe Haakenson (San Gabriel Valley Tribune)
 Secretary-Treasurer Dave Daniel (Pacific Rim Publishing)

2003 MEMBERSHIP

Antelope Valley Press Brian Golden
Associated Press John Nadel, Ken Peters, Beth Harris
Christian Science Monitor Phil Elderkin
La Voz Libre Angel Prada
Long Beach Press-Telegram Gordon Verrell, Doug Krikorian, Bob Keisser
Los Angeles Daily News Steve Dilbeck, Brian Dohn, Matt McHale, Kevin Modesti, Michael Anastasi, Rick Hammond, Heather Gripp, Jill Painter
Los Angeles Times Mike DiGiovanna, J.A. Adande, Tim Brown, Bill Dwyre, Chris Foster, Paul Gutierrez, Randy Harvey, Ross Newhan, Bill Plaschke, Diane Pucin, Jason Reid, T.J. Simers, Bill Shaikin, Mike Terry
Orange County Register Steve Bisheff, Earl Bloom, Greg Gibson, Robert Kuwada, Bill Plunkett, Cheryl Rosenberg Neubert, Art Thompson III, Mark Whicker, Randy Youngman
Pasadena Star-News Frank Girardot
Riverside Press-Enterprise Jim Alexander, Andrew Baggarly, Matt Tresaugue, Cindy Martinez, Lyle Spencer
San Bernardino Sun Paul Oberjuege, Chris Wiley
San Gabriel Valley Tribune Joe Haakenson, Keith Lair, Doug Spoon
Sankei Sports Newspaper Gaku Tashiro
South Bay Daily Breeze Bill Cizek, Phil Collin, Mike Waldner

Dodgers in the Community



The Dodgers Dream Foundation (DDF), founded in 1998, was created to provide educational, athletic and recreational opportunities for the youth of the Greater Los Angeles community. The foundation places special emphasis on helping traditionally under-served youth.

The Dodger Dream Fields program is the foundation's signature initiative. The fields program is a partnership between the Dodgers, the Dodgers Dream Foundation, the City of Los Angeles Department of Recreation and Parks, local city officials and Reviving Baseball in Innercities (RBI). The primary focus is to revitalize and refurbish youth baseball and softball fields, using modern technology and design features to create a quality playing experience for youth interested in the game.

The Foundation hosts several fundraisers a year and receives contributions throughout the year from various individuals and corporate entities. Dodger outfielder Shawn Green continues to donate \$250,000 each year of his contract, totaling \$1.5 million to the Dodgers Dream Foundation. Since its inception, the Dodgers Dream Foundation has raised nearly \$2 million with all the proceeds going to support foundation programs.

SUPPORTING OUR LOCAL COMMUNITY

Believing in the good neighbor policy, many of the Dodger programs focus on supporting the community in the area immediately surrounding Dodger Stadium. The Dodgers support two schools through the Los Angeles Unified School Districts Partnerships and Adopt-A-School program, Solano Avenue Elementary and Belmont High School. The Dodgers diversity is both on and off the field as it supports African-American, Asian Pacific American and Hispanic Heritage months through a variety of activities.

PROMOTING RECREATION AND ATHLETICS

Through community baseball clinics, the Dodgers teach the game of baseball to over 2,000 boys and girls every year free of charge. The Dodgers support Reviving Baseball in Innercities (RBI) Los Angeles, the grass roots youth baseball and softball initiative of Major League Baseball. The Dodgers are also very active in supporting Boys and Girls Clubs throughout Los Angeles.

DODGER JAMS TOUR AREA SCHOOLS

The **Dodger Jams** program, established in 2001, focuses on the theme "It's all about T.E.A.M. - Teamwork, Effort, Attitude and Motivation." The Dodgers, in conjunction with SEAP (School Entertainment and Activities Program) developed Dodger Jams in order to create a better environment for learning and to encourage high school and middle school students to get actively involved in their communities. The programs, which include mini-concerts and motivational sessions with players and local leaders, are designed to encourage students to get involved in their community through volunteering, community service programs and community pride projects through such elements as campus beautification, assisting the elderly and mentoring younger children. *Dodger Jams* participants have included manager Jim Tracy, Alex Cora, Shawn Green, Odalis Perez and Dave Roberts.

DODGER WIVES STEP TO THE PLATE

Through their fundraising efforts, benefiting the Dodgers Dream Foundation (DDF), the Dodger Wives affect the lives of hundreds of Southland children through their charitable giving. Among their efforts include a shopping party hosted at Dodger Stadium. Vendors were invited to sell their products, with a portion of the sales benefitting the DDF. Several Dodger wives and their families also teamed up with Mervyn's department store to decorate and personalize replica bases sold during a silent auction at Dodger Stadium. Several players joined with their wives and children to participate in this event.

LOCAL HOSPITAL VISITS

Throughout the season, Dodger players and coaches visit with children and adult patients at several local hospitals including Childrens Hospital Los Angeles and White Memorial Hospital. During their visits, the players and coaches sign autographs and often participate in arts, crafts and games with the children. In addition to visits to hospitals, players and coaches have hosted ill children at Dodger Stadium including children that are a part of the Make-A-Wish Foundation and Padres Contra El Cancer program, among others.

DODGER READING DUGOUT PROGRAM

The Dodger Reading Dugout program is designed to assist schools and teachers in promoting the fun and fundamentals of reading at an early age. The books and reading stations are distributed in association with Dodger community events and initiatives including the Dodgers Children's Holiday Party and Dodger Reading Day, among others. Since its inception in 2001, the program has donated over 5,000 books to local elementary schools and community programs.



External Affairs



Tommy Davis, Al Downing, Steve Garvey, Jim Gott, Lou Johnson, Lee Lacy, Kenny Landreaux, Rudy Law, Roger McDowell, Ken McMullen, Joe Moeller, Don Newcombe, Wes Parker, Maury Wills and Steve Yeager.

The External Affairs Department, in addition to housing the Speakers Bureau, also coordinates many community outreach projects and represents the organization on numerous Boards of Directors. The department is also active in corporate business development and plays a major role in client services.

Dodger Web Site

Since 1996 more than 20 million people have visited the Dodgers' official web site, Dodgers.com.

This online community, originally created by the Dodgers and now hosted and maintained by Major League Baseball Advanced Media (MLBAM), is the place to go on the Internet to get the latest news, notes, stats and stories about the Dodgers.

Updated year-round, Dodgers.com has up-to-date bios and statistics on the Dodgers' 40-man roster, daily game stories and notes about the team during Spring Training and the regular season, daily video and audio highlights, along with a daily photo album of the Dodgers both on and off the field.

Fans can listen to live audio broadcasts of regular season games for all 30 teams on the web site for a yearly fee.

Other sections of the site include a comprehensive history section dating back to the Dodgers first year in 1890. The section also includes a tribute to Hall-of-Fame broadcaster Vin Scully, a poetry and literature section with passages read by Scully, Tom Lasorda, Rick Monday and former Dodgers Orel Hershiser, Brett Butler and Carl Erskine. In addition, the section contains the award-winning multimedia timeline covering the life and career of baseball legend, Jackie Robinson.

Other sections include an extensive ticketing page with listings of all game times and dates, promotional giveaways and a place to buy tickets online. A multimedia tour of Dodger Stadium with 360-degree photos, in-depth information on Dodger Luxury Suites, The Adelphia Stadium Club and the Dugout Club seats is also available at Dodgers.com.

The site also has a section devoted to community events and the Dodgers Dream Foundation.

For media members the web site is an up-to-date source for transactions, statistics and weekly updates on the Dodgers' minor league affiliates. The site's Game Day section has a running graphical account of every Dodger game in progress with recaps that are updated every half-inning.

In 2002 MLB.com unveiled an in-depth Media Section located at the bottom of its web site www.mlb.com. There accredited media members can obtain a login and password that will allow them to access daily game notes from all 30 teams as well as press releases, high-resolution headshots and graphics.

So for your most up-to-date Dodger news, go to www.dodgers.com.

The Dodgers' External Affairs Department is the home of the organization's Speakers Bureau, which is comprised of 16 former Dodger players who collectively have compiled more than 124 years of competitive service with the club.

These keepers of Dodger tradition are goodwill ambassadors throughout the year within the community, as they make up to 20 appearances each month. Each speaker, who appears before groups of 100 or more, recounts highlights of his career, the tradition of Dodger baseball, current issues relating to the game and fields questions from the audience.

The Dodger Speakers Bureau includes former Dodgers Bobby Castillo, Jimmy Campanis, Ron Cey,



Medical Glossary

- Abscess:** an infection, which produces pus; can be the result of a blister, callus, penetrating wound or laceration.
- Anaphylactic Shock:** shock that is caused by an allergic reaction.
- Anterior Cruciate Ligament (ACL):** a primary stabilizing ligament within the center of the knee joint that prevents hyper-extension and excessive rotation of the joint. A complete tear of the ACL necessitating reconstruction could require up to 12 months of rehabilitation.
- Anti-Inflammatory:** any agent, which prevents inflammation, such as aspirin or ibuprofen.
- Anterogram:** a film demonstrating arteries after injection of a dye.
- Arthrogram:** x-ray technique for joints using air and/or dye injected into the affected area; useful in diagnosing meniscus tears of the knee and rotator cuff tears of the shoulder.
- Arthroscope:** an instrument used to visualize the interior of a joint cavity.
- Arthroscopy:** a surgical examination of the internal structures of a joint by means of viewing through an Arthroscope. An arthroscopic procedure can be used to remove or repair damaged tissue or as a diagnostic procedure in order to inspect the extent of any damage or confirm a diagnosis.
- Aspiration:** the withdrawal of fluid from a body cavity by means of a suction or siphonage apparatus, such as a syringe.
- Atrophy:** to shrivel or shrink from disuse, as in muscular atrophy.
- Avascular Necrosis:** death of a part due to lack of circulation.
- Baker's Cyst:** localized swelling of a bursa sac in the posterior knee as a result of fluid that has escaped from the knee capsule. A Baker's cyst indicates that there is trauma inside the knee joint that leads to excessive fluid production.
- Bone Scan:** an imaging procedure in which a radioactive-labeled substance is injected into the body to determine the status of a bone injury. If the bone at the injury site takes up the radioactive substance, the injury will show a "hot spot" on the scan image. The bone scan is particularly useful in the diagnosis of stress fractures.
- Brachial Plexus:** network of nerves originating from the cervical vertebrae and running down to the shoulder, arm, hand and fingers.
- Bursa:** a fluid-filled sac that is located in areas where friction is likely to occur, then minimizes the friction; for example between a tendon and bone.
- Capsule:** an enclosing structure, which surrounds the joint and contains ligaments, which stabilize that joint.
- CAT Scan:** use of a computer to produce a cross sectional view of the anatomical part being investigated from x-ray data.
- Cellulitis:** inflammation of cellular or connective tissue.
- Cervical Vertebrae:** group of seven vertebrae located in the neck.
- Collateral Ligament:** on either side of and acting as a radius of movement, a hinge joint, as of the elbow, knee and wrist.
- Concussion:** jarring injury of the brain resulting in dysfunction. It can be graded as mild, moderate or severe depending on loss of consciousness, amnesia and loss of equilibrium.
- Contusion:** an injury to a muscle and tissues caused by a blow from a blunt object.
- Degenerative Joint Disease:** changes in the joint surfaces as a result of repetitive trauma.
- Deltoid Ligament:** ligament that connects the tibia to bones of the medial aspect of the foot and is primarily responsible for stability of the ankle on the medial side. Is sprained less frequently than other ankle ligaments.
- Deltoid Muscle:** muscles at the top of the arm, just below the shoulder, responsible for shoulder motions to the front, side and back.
- Disc, Intervertebral:** a flat, rounded plate between each vertebrae of the spine. The disc consists of a thick fiber ring, which surrounds a soft gel-like interior. It functions as a cushion and shock absorber for the spinal column.
- Dislocation:** complete displacement of joint surfaces.
- Dusky:** areas of decreased temperature may indicate arterial compromise and decreased tissue viability.
- Eccymosis:** bleeding into the surface tissue below the skin, resulting in a "black and blue" effect.
- Edema:** accumulation of fluid in organs and tissues of the body; swelling.
- Effusion:** accumulation of fluid in various spaces in the body. Commonly, the knee has an effusion after an injury.
- Electromyogram (EMG):** test to determine nerve function.
- Epicondylitis:** inflammation in the elbow due to overuse.
- Erythema:** inflammatory redness of the skin.
- Exudate:** any fluid that has exuded out of a tissue or its capillaries, specifically because of injury or inflammation.
- Fracture:** breach in continuity of a bone. Types of fractures include simple, compound, comminuted, greenstick, incomplete, impacted, longitudinal, oblique, stress or transverse.
- Gadolinium MRI:** the chemical gadolinium is injected into the joint being studied to enhance the diagnosis image of the structures under investigation.
- Grade One Injury:** a mild injury in which ligament, tendon, or other musculoskeletal tissue may have been stretched or confused, but not torn or otherwise disrupted.
- Grade Two Injury:** a moderate injury in which musculoskeletal tissue has been partially, but not totally torn which causes appreciable limitation in function of the injured tissue.
- Grade Three Injury:** a severe injury in which tissue has been significantly, and in some cases totally, torn or otherwise disrupted causing a virtual total loss of function.
- Hematoma:** tumor-like mass produced by an accumulation of coagulated blood in a cavity.
- Illiotalibial Band:** a thick, wide fascial layer that runs from the iliac crest to the knee joint and is occasionally inflamed as a result of excessive running.
- Inflammation:** the body's natural response to injury in which the injury site might display various degrees of pain, swelling, heat, redness and/or loss of function.
- Labrum:** an edge, rim or lip-shaped structure found in the shoulder joint.

Ligament: band of fibrous tissue that connects bone to bone or bone to cartilage and supports and strengthens joints.

Magnetic Resonance Imaging (MRI): imaging procedure in which a radio frequency pulse causes certain electrical elements of the injured tissue to react to this pulse and through this process a computer display and permanent film establish a visual image. MRI does not require radiation and is very useful in the diagnosis of soft tissue, disc and meniscus injuries.

Meniscectomy: an intra-articular surgical procedure of the knee by which all or part of the damaged meniscus is removed.

Meniscus: crescent shaped cartilage, usually pertaining to the knee joint; also known as "cartilage." There are two menisci in the knee, medial and lateral. These work to absorb weight within the knee and provide stability.

Metacarpals: five long bones of the hand running from the wrist to the fingers.

Metatarsals: five long bones of the foot, running from the ankle to the toes.

Patella Tendinitis: inflammation of the patellar ligament; also known as "jumpers knee."

Patellofemoral Joint: articulation of the kneecap and femur. Inflammation of this joint can occur through: 1) acute injury to the patella, 2) overuse from excessive running particularly if there is an associated knee weakness, 3) chronic wear and tear of the knee, 4) as a result of poor foot mechanics. Patellofemoral irritation can lead to chondromalacia, which in its most chronic condition, could require surgery.

Phlebitis: inflammation of a vein.

Plica: fold of tissue in the joint capsule and a common result of knee injury.

Posterior Cruciate Ligament (PCL): a primary stabilizing ligament of the knee that provides significant stability and prevents displacement of the tibia backward within the knee joint. A complete tear of this ligament necessitating reconstruction could require up to 12 months of rehabilitation.

Reconstruction: surgical rebuilding of a joint using natural, artificial or transplanted materials.

Rotator Cuff: comprised of four muscles in the shoulder area that can be irritated by overuse. The muscles are the supraspinatus (most commonly injured), infraspinatus, teres minor and subscapularis.

Rotator Cuff Impingement Syndrome: a microtrauma or overuse injury caused by stress, and the four stages are: 1) tendinitis with temporary thickening of the bursa and rotator cuff; 2) fiber dissociation in the tendon with permanent thickening of the bursa and scar formation; 3) a partial rotator cuff tear of less than one cm and 4) a complete tear of one cm or more

Scapula: shoulder blade.

Sciatica: irritation of the sciatic nerve resulting in pain or tingling running down the inside of the leg.

Sciatic Nerve: major nerve that carries impulses for muscular action and sensations between the low back and thigh and lower leg; it is the longest nerve in the body.

Shin Splint: a catch-all syndrome describing pain in the shin that is not a fracture or tumor and cannot be defined otherwise.

Spondylitis: inflammation of one or more vertebrae.

Spondylolisthesis: forward displacement of one vertebra over another below it due to a developmental defect in the vertebrae.

Spondylosis: abnormal vertebral fixation or immobility.

Sprain: injury resulting from a stretch or twist of the joint and causes various degrees of stretch or tear to the muscle or tendon tissue.

Strain: injury resulting from a pull or torsion to the muscle or tendon that causes various degrees of stretch or tear to the muscle or tendon tissue.

Stress Fracture: a hair-line type break in a bone caused by overuse.

Stress X-ray: a continual x-ray taken when a portion of the body is stressed to its maximum in order to determine joint stability. This is a test utilized in some ankle injuries.

Subluxation: partial dislocation of a joint. The term usually implies that the joint can return to its normal position without formal reduction.

Tarsals: a group of seven bones of the foot consisting of the calcaneus, talus, cuboid and three cuneiform bones.

Tendinitis: inflammation of the tendon and/or tendon sheath, caused by chronic overuse or sudden injury.

Tendon: tissue that connects muscle to bone.

Thoracic Outlet Compression Syndrome: a neuro-vascular disorder of the upper extremity common in throwing.

Tomograph: a special type of x-ray apparatus that demonstrates an organ or tissue at a particular depth.

Transverse Process: small lateral projection off the right and left side of each vertebra that functions as an attachment site for muscles and ligaments of the spine.

Triangular Cartilage: a connective tissue characterized by its nonvascularity and firm consistency; located on the little finger side of the wrist.

Ulnar Nerve: nerve in the elbow commonly irritated by excessive throwing.

Wrist: the junction between the two forearm bones (radius and ulna) and the eight wrist bones (trapezium, capitate, hamate, pisiform, triquetrum, lunate and scaphoid).



Rules of Interest

Batting Champion Qualifications: a batting champion must have 502 or more actual plate appearances (the equivalent of 3.1 appearances for each of the 162 scheduled games). If, however, there is any player with fewer than the required number of plate appearances whose average would be the highest if he were charged with the required number of official at-bats, then the player shall be awarded the batting championship.

Blown Save Definition: when a relief pitcher enters a game in a save situation and departs or the game ends with the save situation no longer in effect because he has given up the lead, he is charged with a "blown save." If the save opportunity still exists when he leaves the game, he is not charged with a save opportunity. If the pitcher has not given up the lead when he leaves the game, though the save opportunity may no longer exist, he is not charged with a save opportunity.

Consecutive Streaks: a consecutive hitting streak shall not be terminated if the player's plate appearances (one or more) result in a base on balls, hit batsman, defensive interference or sacrifice bunt. A sacrifice fly shall terminate the streak.

Consecutive-Game Hitting Streaks: a consecutive-game hitting streak shall not be terminated if all the player's plate appearances (one or more) result in base on balls, hit batsman, defensive interference or sacrifice bunt. The streak shall terminate if the player has a sacrifice fly and no hit.

Consecutive-Game Playing Streak: a consecutive-game streak shall be extended if the player plays one-half inning on defense, or if he completes a time at bat by reaching base or being put out. A pinch-running appearance only shall not extend the streak, if an umpire ejects a player from a game before he can comply with the requirements of this rule, his streak shall continue.

Determining the Magic Number: determine the number of games yet to be played, add one, and then subtract the number of games ahead in the loss column of standings from the closest opponent.

Determining Batting Average: divide the number of hits by the number of official at-bats.

Determining Earned Run Average: multiply the number of earned runs by nine; take the number and divide it by the number of innings pitched.

Determining Slugging Percentage: divide the total bases of all safe hits by the total times at bat (at-bats do not include walks, sacrifices, hit by pitcher, or times awarded first because of interference or obstruction).

Determining On-Base Percentage: add the total of hits, walks and hit by pitches and divide by the total of at-bats, walks, hit by pitches and sacrifice flies.

Determining Fielding Average: divide the total putouts and assists by the total of putouts, assists and errors.

Determining Percentage of Games Won & Lost: divide the number of games won by the total games won and lost.

Earned Runs Rule: the determination of earned run is as follows:

An earned run is a run for which the pitcher is held accountable. In determining earned-runs, the inning should be reconstructed without the errors and passed balls; and the benefit of doubt should always be given to the pitcher in determining which bases would have been reached with errorless play.

Until 1969, the reliever could not be charged with an earned run if he entered the game after the side could have been retired but for an error, no matter how many runs he subsequently gave up in that inning. Now, runs scored by batters who reach base off the reliever are charged as earned on that pitcher's record. They are not, however, shared as earned against the team as a whole. Therefore, a discrepancy may occur between the total earned runs charged against a team and the sum total of the earned runs charged against in the individual pitchers of that team. (Rule 10.18 (i))

Earned Run Average Champion Qualifications: to win the earned-run average championship a pitcher must pitch at least as many innings as the number of games scheduled for each club in his league that season and have the lowest earned-run average.

Emergency (60-Day) Disabled List: minimum period of inactivity is 60 calendar days. No limit on number of players on list at one time but shall only be used when club is at a maximum of 40 players under control. Players on 60-day list do not count against 40-man roster. Players placed on this list after Aug. 1 shall remain there for the balance of the season. Day 1 begins after said player's last game appearance.

Fielding Championship Qualifications: the individual fielding champions shall be the fielders with the highest fielding average at each position, provided: (1) A catcher must have participated as a catcher at least one-half the number of games scheduled for each club in his league that season;

(2) An infielder or outfielder must have participated at his position in at least two-thirds of the number of games scheduled for each club in his league that season;

(3) A pitcher must have pitched at least as many innings as the number of games scheduled for each club in his league that season. EXCEPTION: if another pitcher has a fielding average as high or higher, and has handled more total chances in a lesser number of innings, he shall be the fielding champion.

First-Year Player Draft (Amateur Draft): Major League Clubs meet once a year for the purpose of drafting free agent player talent. Selection of a free agent entitles the club to the exclusive right of negotiation with that player. Approximate date of draft meetings: summer (early June).

Clubs choose in inverse order of Major League standings, selecting free agents and previous draftees who had not signed contracts but had instead enrolled in four-year colleges and since had either completed his junior year or become 21 years of age. Each organization may select only one player for each of its major league, AAA and AA rosters but is not limited to the number of picks for the "A" level.

Free Agency:

I. Six years of Major League Service is required to be eligible.

II. A player has 15 days from the first day following the World Series to file for free agency.

III. By Dec. 7, former club must offer to arbitrate or becomes ineligible to re-sign player. By Dec. 19, player must accept offer or on January 9 former club becomes ineligible to sign the player. (Ineligible club regains eligibility the following May 1).

Major League Waiver (ML): this type of revocable waiver is common as it is used to either option a player to a club's minor league affiliate or assign a player outright to another major league club from Aug. 1 to the end of the regular season. A player claimed on this type of waiver may be pulled back by the requesting club. This is known as a waiver withdrawal. Generally a club needs to secure this type of waiver in order to option a player if the date of the assignment is three or more years after the date the player first reported to a Major League club during a championship season. One year shall be deducted from the above three-year period for each season in which the player may have been charged with an option prior to first reporting to a Major League club during a championship season. A claimed player pulled back by the requesting club may not be assigned and cannot be placed on waivers again. When ML waivers are asked for a second time in the same period the request shall state that is irrevocable.

Player Limits: 40 until Opening Day, when the number of players must be reduced to 25 until Sept. 1, when it becomes 40 again.

Regular (15-Day) Disabled List: the minimum period of inactivity is 15 calendar days. No limit on number of players that may be on at one time.

Rookie Qualification: a player shall be considered a rookie unless, during a previous season or season, he has...

- (a) Exceeded 130 at-bats or 50 innings pitched in the Major Leagues; or
- (b) Accumulated more than 45 days on the active roster of a Major League club or clubs during the period of a 25-man limit (excluding time in military service or time on the disabled list).

Save Rule: a pitcher shall be credited with a save when he meets all three of the following conditions:

- (1) He is the finishing pitcher in a game won by his club, and
- (2) He is not the winning pitcher, and
- (3) He qualifies under one of the following conditions:
 - a) He enters the game with a lead of no more than three runs and pitches for at least one inning.
 - b) He enters the game regardless of the count, with the potential tying run either on base, at-bat, or on deck (that is, the potential tying run is either already on base or is one of the two first batsmen he faces), or
 - c) He pitches effectively for at least three innings.

Tough Save: the reliever comes into the game with the tying runs on base and saves the game. Example: reliever comes in with a 5-3 lead, two outs and the bases loaded in the ninth inning.

Trading Regulations: the trading deadline is July 31. Trades may be made with any other Major League club in the period from the end of the championship season through July 31 (5:00 p.m.) without waivers. Waivers are required, however:

- 1. If the assignment is to another major league club; from August 1 and ending at 5 p.m. EDT the day after the end of the season.
- 2. If assignment is to a minor league club, with right of recall, after acquiring three years of major league service; at any time during the year.
- 3. If assigned to a minor league club without right of recall, after acquiring three years service; at any time during the year.
- 4. If assigned to a minor league club, without right of recall, at any time prior to acquiring three years of service, special waivers are required between Sept. 1 and the opening of the following season. If player is claimed, request may be withdrawn. If no claims are made, club has seven-day period in which to make assignment to minor leagues.

Unconditional Release Waiver (UR): this irrevocable waiver is used for the purpose of an unconditional release of a player. At the time of the request the player shall be removed from all player limits. A player may be informed of the club intention to release him on a weekend, but the actual waiver process won't begin until the following business day. During the time a player is on an unexpired waiver request bulletin he may discuss employment with other clubs but may not contract with another club. If the player has been claimed, he must be informed the end of the two-day period that his contract has been claimed. The player has five days from the time he was notified of the claim to either accept the assignment or terminate his contract. If the player terminates his contract he forfeits termination pay. Termination pay may vary depending on the time of year.

Waiver Rules: a permission granted from all 30 clubs to assign a Major League player's contract to another Major League team or a minor league affiliate. Such permission is granted only for a specific period of time. The actual request is filed through the Commissioner's Office and is not disclosed to the public until the contract is rewarded.

Winning Pitcher: the starting pitcher will be credited with the win only if the pitcher has pitched at least five complete innings and his team not only is in the lead when he is replaced, but remains in the lead for the remainder of the game. EXCEPTION: the "must-pitch-five-complete" rule in respect to the starting pitcher shall be in effect for all games of six or more innings. In a five-inning game, credit the starting pitcher with a game won only if he has pitched at least four complete innings and his team not only is in the lead when he is replaced, but remains in the lead the remainder of the game. When the starting pitcher does not meet the preceding criteria and more than one relief pitcher is used, the victory shall be awarded on the following basis:

- (1) When, during the tenure of the starting pitcher, the winning team assumes the lead and maintains it to the finish of the game, credit the victory to the relief pitcher judged by the official scorer to have been the most effective.
- (2) Whenever the score is tied, the game becomes a new contest insofar as the winning and losing pitcher is concerned.
- (3) Once the opposing team assumes the lead, all pitchers who have pitched up to that point are excluded from being credited with the victory except the current pitcher.
- (4) The winning relief pitcher shall be the one who is the pitcher of record when his team assumes the lead and maintains it to the finish of the game. EXCEPTION: do not credit a victory to a relief pitcher who is ineffective in a brief appearance, when a succeeding relief pitcher pitches effectively in helping his team maintain the lead. In such cases, credit the succeeding relief pitcher with the victory.

Los Angeles Dodgers 40-Man Roster

(as of Jan. 23, 2003)

Manager: Jim Tracy (12); Coaches: Jack Clark (22), Jim Colborn (48), Glenn Hoffman (35), Jim Lett (18), Manny Mota (11), Jim Riggleman (25), John Shelby (31), Rob Flippo (85)

No. Pitchers (20)	B-T	Ht.	Wt.	Born	Birthplace	Residence	2002 Club(s)	W-L	ERA	G	GS	CG	SV	IP	H	R	ER	HR	HB	BB	SO	WP	MLS	
57	Alvarez, Victor	L-L	5-10	150	11/08/76	Culiacan, Sinaloa, Mexico	Culiacan, Sinaloa, Mexico	Las Vegas	10-7	4.70	34	15	0	3	122.2	132	69	64	11	3	39	106	4	
43	Ashby, Andy	R-R	6-1	202	07/11/67	Kansas City, MO	Pittston, PA	LOS ANGELES	0-1	4.35	4	1	0	0	10.1	9	5	5	1	0	2	7	0	0.029
63	Brown, Andrew	R-R	6-6	230	02/17/81	Chardon, OH	Delton, FL	LOS ANGELES	9-13	3.91	30	30	0	0	181.2	179	85	79	20	8	65	107	2	11.021
27	Brown, Kevin	R-R	6-4	200	03/14/65	McIntyre, GA	Macon, GA	Vero Beach	10-10	4.11	25	24	1	0	127.0	97	63	58	13	8	62	129	9	0.000
55	Carrara, Giovanni	R-R	6-2	235	03/04/68	Anzuategui, Venezuela	Anzuategui, Venezuela	Las Vegas	1-0	1.86	2	2	0	0	9.2	6	2	2	0	0	3	7	1	
64	Colyer, Steve	L-L	6-4	205	02/22/79	St. Louis, MO	St. Peters, MO	LOS ANGELES	3-4	4.81	17	10	0	0	63.2	68	36	34	9	5	23	58	2	14.051
66	Diaz, Jose S.	R-R	6-0	175	04/13/80	San Pedro de Macoris, DR	San Pedro de Macoris, DR	Los Angeles	6-3	3.28	63	1	0	1	90.2	83	34	33	14	6	32	56	1	3.034
37	Dreifort, Darren	R-R	6-2	211	05/03/72	Wichita, KS	Wichita, KS	Southville	5-4	3.45	59	0	0	21	62.2	50	29	24	6	2	40	68	4	0.000
38	Gagne, Eric	R-R	6-2	195	01/07/76	Montreal, Quebec, Canada	Montreal, Quebec, Canada	South Georgia	3-1	4.21	19	0	0	1	25.2	14	12	12	1	8	25	33	4	0.000
62	Gonzalez, Alfredo	S-R	5-11	165	09/17/79	Nagua, DR	Nagua, DR	Injured - Did Not Play																
17	Ishii, Kazuhisa	L-L	6-0	200	09/09/73	Chiba, Japan	Tokyo, Japan	LOS ANGELES	4-1	1.97	77	0	0	52	82.1	55	18	18	6	2	16	114	1	2.119
68	Kuo, Hong-Chih	L-L	6-0	200	07/23/81	Tainan City, Taiwan	Tainan City, Taiwan	Vero Beach	2-1	1.57	17	0	0	1	34.1	20	6	6	0	3	2	1	0	0.000
58	Mallette, Brian	R-R	6-0	185	01/19/75	Dublin, GA	Glenwood, GA	Jacksonville	0-1	1.35	13	0	0	3	20.0	13	4	3	0	2	0	18	1	
59	Mota, Guillermo	R-R	6-4	205	07/25/73	San Pedro de Macoris, DR	San Pedro de Macoris, DR	Las Vegas	2-3	2.91	14	0	0	1	21.2	23	10	7	1	2	9	23	2	
10	Nomo, Hideo	R-R	6-2	210	08/31/68	Osaka, Japan	Tokyo, Japan	LOS ANGELES	14-10	4.27	28	28	0	0	154.0	137	82	73	20	4	106	143	7	1.000
45	Perez, Odalis	L-L	6-0	150	06/11/77	Las Matas de Farfan, DR	Las Matas de Farfan, DR	Vero Beach	0-1	6.75	4	4	0	0	8.0	11	6	6	0	3	2	8	1	0.000
46	Quantrill, Paul	L-R	6-1	195	11/03/68	London, Ontario, Canada	Tarpon Springs, FL	LOS ANGELES	3-2	2.78	45	0	0	25	45.1	39	15	14	4	3	17	50	0	
65	Roberts, Rick	L-L	6-1	180	05/20/79	Windber, PA	Summer Hill, PA	MILWAUKEE	0-0	10.80	5	0	0	0	5.0	7	6	6	3	1	3	5	1	0.019
44	Shuey, Paul	R-R	6-3	215	09/16/70	Lima, OH	Wake Forest, NC	Las Vegas	1-3	2.95	20	0	0	1	36.2	34	13	12	1	2	8	38	3	
56	Thompson, Derek	L-L	6-2	180	01/08/81	Tampa, FL	Land O' Lakes, FL	LOS ANGELES	1-3	4.15	43	0	0	0	60.2	45	30	28	4	2	27	49	3	2.156
10	Nomo, Hideo	R-R	6-2	210	08/31/68	Osaka, Japan	Tokyo, Japan	LOS ANGELES	16-6	3.39	34	34	0	0	220.1	189	92	83	26	2	101	193	6	7.130
45	Perez, Odalis	L-L	6-0	150	06/11/77	Las Matas de Farfan, DR	Las Matas de Farfan, DR	LOS ANGELES	15-10	3.00	32	32	4	0	222.1	182	76	74	21	4	38	155	2	4.027
46	Quantrill, Paul	L-R	6-1	195	11/03/68	London, Ontario, Canada	Tarpon Springs, FL	LOS ANGELES	5-4	2.70	86	0	0	1	76.2	80	27	23	1	3	25	53	0	10.018
65	Roberts, Rick	L-L	6-1	180	05/20/79	Windber, PA	Summer Hill, PA	Jacksonville	8-2	3.18	51	0	0	2	87.2	66	34	31	5	1	42	85	7	0.000
44	Shuey, Paul	R-R	6-3	215	09/16/70	Lima, OH	Wake Forest, NC	Akron	0-0	4.50	2	2	0	0	2.0	2	1	1	0	0	0	3	0	
56	Thompson, Derek	L-L	6-2	180	01/08/81	Tampa, FL	Land O' Lakes, FL	CLEVELAND	3-0	2.41	39	0	0	0	37.1	31	11	10	1	0	10	39	2	
18	Lett, Jim	CCH	40	Ross, David	C	41	Hermansen, Chad	OF	5-2	4.40	28	0	0	1	30.2	25	18	15	2	1	21	24	1	7.094
16	Lo Duca, Paul	C	41	Hermansen, Chad	OF	43	Ashby, Andy	RHP	2-3	3.87	13	13	0	0	74.1	72	36	32	1	11	32	41	8	0.000

No. Catchers (4)	B-T	Ht.	Wt.	Born	Birthplace	Residence	2002 Club(s)	Avg.	G	AB	R	H	2B	3B	HR	RBI	SH	SF	HP	BB	SO	SB	CS	MLS	
76	Hill, Koyie	S-R	6-0	190	03/09/79	Tulsa, OK	Lawton, OK	Jacksonville	.271	130	468	67	127	25	1	11	64	1	1	0	76	88	5	3	0.000
9	Hundley, Todd	S-R	5-11	200	05/27/69	Matinsville, VA	Port St. Lucie, FL	CHICAGO (NL)	.211	92	266	32	56	8	0	16	35	1	1	3	32	80	0	0	11.098
16	Lo Duca, Paul	R-R	5-10	185	04/12/72	Brooklyn, NY	Peoria, AZ	LOS ANGELES	.281	149	580	74	163	38	1	10	64	4	4	10	34	31	3	1	3.042
40	Ross, David	R-R	6-2	205	03/19/77	Bainbridge, GA	Tallahassee, FL	Las Vegas	.297	92	293	48	87	16	2	15	68	5	4	9	35	86	1	1	0.047
10	Nomo, Hideo	RHP	48	Colborn, Jim	CCH	52	Chen, Chin-Feng	OF	.200	8	10	2	2	1	0	1	2	0	0	1	2	4	0	0	

No. Infielders (8)	B-T	Ht.	Wt.	Born	Birthplace	Residence	2002 Club(s)	Avg.	G	AB	R	H	2B	3B	HR	RBI	SH	SF	HP	BB	SO	SB	CS	MLS	
29	Beltre, Adrian	R-R	5-11	170	04/07/79	Santo Domingo, DR	Santo Domingo, DR	LOS ANGELES	.257	159	587	70	151	26	5	21	75	1	6	4	37	96	7	5	4.096
6	Cabrera, Jolbert	R-R	6-1	195	12/08/72	Cartagena, Colombia	Cartagena, Colombia	Buffalo	.286	23	91	16	26	5	0	0	7	2	1	1	9	10	4	2	
13	Cora, Alex	L-R	6-0	180	10/18/75	Caguas, Puerto Rico	Caguas, Puerto Rico	CLEVELAND	.111	38	72	5	8	1	0	0	7	0	1	1	5	13	1	1	
3	Izturis, Cesar	S-R	5-9	175	02/10/80	Barquisimeto, Venezuela	Lara, Venezuela	Las Vegas	.343	27	102	22	35	8	1	2	11	0	3	1	14	18	2	3	
7	Kinkade, Mike	R-R	6-1	210	05/06/73	Livonia, MI	Pullman, WA	LOS ANGELES	.333	10	12	3	4	1	0	0	1	1	0	0	2	0	0	0	3.060
28	McGriff, Fred	L-L	6-3	225	10/31/63	Tampa, FL	Tampa, FL	LOS ANGELES	.291	115	258	37	75	14	4	5	28	2	0	7	26	38	7	2	3.161
5	Romano, Jason	R-R	6-0	185	06/24/79	Tampa, FL	Tampa, FL	LOS ANGELES	.232	153	439	43	102	24	2	1	31	10	5	0	14	39	7	1	1.074
21	Thurston, Joe	L-R	5-11	175	09/29/79	Fairfield, CA	Vallejo, CA	Las Vegas	.341	74	287	63	98	22	6	11	50	0	2	19	29	49	6	2	
31	Shelby, John	CCH	64	Colyer, Steve	LHP	66	Diaz, Jose	RHP	.380	37	50	7	19	5	0	2	11	0	0	6	4	10	1	0	2.026
44	Shuey, Paul	RHP	65	Roberts, Rick	LHP	65	Roberts, Rick	LHP	.273	146	523	67	143	27	2	30	103			4	63	99	1	2	16.009
56	Thompson, Derek	LHP	66	Diaz, Jose	RHP	66	Diaz, Jose	RHP	.270	48	196	28	53	8	1	4	28	8	4	0	19	41	10	3	0.091
21	Thurston, Joe	INF	68	Kuo, Hong-Chih	LHP	68	Kuo, Hong-Chih	LHP	.204	29	54	8	11	4	0	0	4	1	1	0	4	13	2	0	
12	Tracy, Jim	MGR	76	Hill, Koyie	C	76	Hill, Koyie	C	.273	146	523	67	143	27	2	30	103			4	63	99	1	2	16.009
36	Ward, Daryle	OF	85	Flippo, Rob	CCH	85	Flippo, Rob	CCH	.270	48	196	28	53	8	1	4	28	8	4	0	19	41	10	3	0.091
25	Riggleman, Jim	CCH	56	Thompson, Derek	LHP	56	Thompson, Derek	LHP	.204	29	54	8	11	4	0	0	4	1	1	0	4	13	2	0	
30	Roberts, Dave	OF	57	Alvarez, Victor	LHP	57	Alvarez, Victor	LHP	.310	31	129	20	40	7	2	0	9	3	1	0	6	27	8	3	
65	Roberts, Rick	LHP	58	Mallette, Brian	RHP	58	Mallette, Brian	RHP	.324	18	37	9	12	0	0	0	0	1	0	0	3	11	4	1	
5	Romano, Jason	LHP	59	Mota, Guillermo	RHP	59	Mota, Guillermo	RHP	.310	31	129	20	40	7	2	0	9	3	1	0	6	27	8	3	
40	Ross, David	C	62	Gonzalez, Alfredo	RHP	62	Gonzalez, Alfredo	RHP	.324	18	37	9	12	0	0	0	0	1	0	0	3	11	4	1	
26	Ruan, Wilkin	OF	63	Brown, Andrew	RHP	63	Brown, Andrew	RHP	.334	136</															

SEEDS AND NUTS ARE FOR SQUIRRELS.



A bag of sunflower seeds and some peanuts. What kind of lunch is that? Look up. See that huge juicy burger? That's lunch. So head to Carl's Jr. to learn the difference.



It's got
"BUZZ"



LOS ANGELES DODGERS 2003 MEDIA GUIDE

Sports and comedy collide when the most talked about
2 hour party tackles the hottest topics
in the world of sports.

Weeknights 8 & 11



©2003 National Sports Partnership. All Rights Reserved.