



RECORD AND INFORMATION BOOK



More publications available at:

www.retroseasons.com/library/

TABLE OF CONTENTS

Affiliates, Radio.....	415	First Major League Home Run.....	147	Rules	
All-Star Game		Grand Slams, Twins.....	237-38	Designated Hitter.....	135
Box Scores, 1965 & '85.....	325-26	Grand Slam Records, Twins.....	238	Earned Runs.....	128
Players, Twins.....	245	Home & Road, Annual.....	240	Pinch-hitter.....	146
American League Leaders, Twins.....	266	Individual Breakdown, 2011.....	178	Player Limits.....	85
Anniversary Teams		Inning, 3-or-more.....	239	Rookie Qualifications.....	92
25th Season.....	327	Inside-the-Park.....	236	Saves.....	153
40th Season.....	327	Last By Pitcher.....	258	Trading Regulations.....	174
All-Metrodome Team.....	328	Three, Game.....	256	Waivers.....	205
50 Greatest Twins.....	329	Two, Game.....	230	Schedule	
Attendance Data		Two, Inning.....	238	2012 Regular Season.....	Inside Back Cover
Annual, Home/Road.....	215	Innings, Biggest.....	245	Target Field Workout.....	9
Consecutive Streaks.....	186	Intelligence Reports, 2011:		Scouting Staff.....	352
Crowds of 50,000-plus.....	216	Vs. Left-handers.....	173	Spring Training Information.....	423-26
Home Highs.....	216	Vs. Right-handers.....	174	Standings	
Home/Road, 2011.....	186	Interleague History.....	206-10	Major League, 2011.....	184
Opponents' Highs in Minnesota.....	301	Longest Games.....	226	Yearly, Twins.....	268
Opponents' Totals in Minnesota.....	186	Losing Streaks.....	213	Statistics, Twins, 1961-10.....	273-303
Target Field Top Attendance Figures.....	214	Managers, 1961-11, Twins.....	33	Steals of Home, Twins.....	233
Target Field Misc. Attendance Figures.....	10	Yearly Standings.....	268	Trades, Twins 1961-Present.....	251-54
Awards		Media Policies		Last Trade With, Twins.....	86
Twins Annual.....	259-62	Regular Season.....	410	Transactions, 2011 Twins.....	181-83
Twins Individual and Organization.....	263-65	Spring Training.....	422	Treasure Island Baseball Network.....	415
Baseball America Top 10 Prospects, Twins.....	43	Metrodome.....	411	Uniforms.....	413-14
BBWAA, Twin Cities Chairmen and Chapter.....	420	Metropolitan Stadium.....	412	Uniform Numbers, All-Time Twins.....	246-50
Batting Data		Milestone Twins Wins.....	141	Winning Streaks.....	303
Annual Team Figures.....	212	Minnesota Connections.....	101		
Average, 300.....	261	Minnesota Natives, Twins.....	426		
Career, Twins.....	229	Minor Leagues			
Cycle Performances.....	215	Affiliate History.....	342		
Designated Hitters, Twins, 2011.....	185	Affiliates and Statistics.....	336-48		
Designated Hitters, History by Year.....	93	Awards, Twins, 2011.....	350-51		
Final Stats, 2011.....	170	Bios, Front Office.....	333		
First Major League Hit, Twins.....	56	Bios, Minor League Staff.....	335		
4-or-more Hit Games.....	233	Bios, Players.....	355-91		
5 & 6 Hit Games.....	300	Organization Information.....	332		
Hits, 200 in Season.....	232	Organization Leaders, 2011.....	340 & 345		
Hitless Streaks.....	214	Recap, 2011.....	334		
Hitting Streaks.....	149	Records, Annual.....	332		
Pitchers.....	296	Schedules, 2012.....	349		
Top Ten, Rookies.....	227	Stadiums and Attendance.....	332		
Top Ten, Season & Career.....	222-24	Trainers.....	343		
Yearly Leaders, Twins.....	231	Monthly Record, Twins.....	232		
Bios		Opening Day			
Bell, Jerry.....	6	Information.....	272		
Clubhouse Men, Twins.....	33	Season Openers.....	269-72		
Coaches, 2012 Twins.....	26-31	Starters, Opening Day.....	129		
Front Office.....	5-11	Starts, Opening Day.....	272		
Gardenhire, Ron.....	24-25	Opposition			
Players, 2012 Twins.....	36-167	Hitters, Top.....	73		
Pohlad, Jim.....	5	Pitchers, Top.....	73		
Ryan, Terry.....	7	Pacesetters, Twins 2011.....	187		
St. Peter, Dave.....	6	Performance Chart, Twins 2011.....	179		
Trainers, Twins.....	32	Pinch-Hitting Data			
Birthdates, Twins.....	41	All-Time Twins.....	180		
Birthplaces, Twins.....	67	Twins, 2011.....	185		
Broadcasters, Twins 2012.....	416-19	Yearly Leaders, Twins.....	212		
Year-by-Year		Pitching Data			
Radio Production Crew.....	416	Annual Team Figures.....	213		
Television Production Crew.....	417	Career, Twins.....	230		
Clinching Dates.....	313	Final Stats, 2011.....	170		
Club Statistics, Twins 2011.....	172	Low-Hit Games.....	255		
Coaches, 1961-11.....	298	Position Players.....	231		
Community, Twins.....	394-95	Shutouts, Information.....	256-58		
Daily Log, 1961-11.....	234	Top Ten, Rookies.....	228		
Day-By-Day, 2011.....	175-77	Top Ten, Season & Career.....	224-26		
Directory, Club.....	2-4	20-Game Winners, Twins.....	256		
Draft Picks, Twins First Round.....	353	200 Innings Pitched, Twins.....	258		
Draft, Twins 2011.....	354	Yearly Leaders.....	257		
Extra-Inning Games, 2011.....	173	Pronunciation Guide.....	302		
Fielding Data		Public Relations Directory.....	421		
Annual Team Figures.....	214	Records			
Final Stats, 2011.....	171	Franchise, 1901-2011.....	404-09		
Triple Plays.....	235	Twins Individual, Game.....	217		
Glance, 2011 Twins.....	187	Twins Individual, Season.....	220		
Hall of Fame		Twins Team, Game.....	218-19		
National Baseball, Info.....	428	Twins Team, Season.....	221		
Twins'.....	398-403	Retired Numbers, Twins.....	396-97		
Highs & Lows, 2011.....	180	Roster			
Home & Road, Annual.....	235	All-time, Twins.....	241-45		
Home Run Data:		Built, 2012 Roster.....	159		
By Position, 2011.....	178	40-Man Spring, 2012.....	429-30		
First Major League Game.....	95	Invites, 2012.....	430-31		

BOXES OF INTEREST

A.L. Central History.....	69
A.L. MVP's, Twins.....	114
Air Mileage, Twins 2012.....	220
Arizona Fall League, Twins.....	151
Blown Leads, Twins.....	280
Calculating Baseball Statistics.....	46
College Alumni, Twins.....	54
Come From Behind Wins, Twins.....	119
Entire Career With Twins.....	229
Expansion Draft Losses, Twins.....	67
Home Runs, Longest.....	239
Home Runs, Both Sides Of Plate.....	289
Homestand, Twins Best.....	227
Important Dates, 2012.....	272
Leadoff Homers, Twins Career.....	303
MLB Futures Game.....	150
Magic Number.....	402
Most Games By Position, Twins.....	63
Most Years By Position, Twins.....	295
Organizational Leaders, Twins 2011.....	121
Ownership, Presidents and General Managers.....	7
Pitchers Debut, Twins.....	50
Post-Season, Top 5, Batting.....	324
Post-Season, Top 5, Pitching.....	324
Qualifying Numbers.....	66
RBI, 100-Plus Seasons.....	292
Roadtrip, Twins Best.....	227
Roberto Clemente Award.....	317
Rookie of the Year, Twins.....	281
Rookies Used.....	48
Runs, Most Scored in a Game, Twins.....	240
Season Leaders, By Position.....	139
Ten or More Years with Twins.....	303
Twins Retired Numbers, Stats.....	399
20 HR/20 SB, Twins.....	303
30 2B/30 HR, Twins.....	226
Umpire Interview Policy.....	209
Wins, Consecutive vs. Opponent.....	269
World Wide Web, Twins.....	91

MEDIA GUIDE SECTIONS:

Front Office Directory/Bios.....	2-11
Target Field Information.....	13-22
Coaches and Staff.....	23-33
Player Bios.....	35-167
2011 Year In Review.....	169-287
Opponents.....	189-210
History and Records.....	211-266
Year By Year.....	266-303
Twins In Postseason.....	305-329
Minor Leagues and Scouting.....	331-391
Miscellaneous.....	393-432

The 2012 Minnesota Twins Media Guide was researched, written and edited by Mike Herman, Dustin Morse, Molly Gallatin, Mitch Hostad, Kristy Hueder, Katie Van Der Linden, Kate Townley, Brad Stell, Megan Kogut and Nick Ross and is based on information available through February 8, 2012. All statistics are provided by Major League Baseball and are considered unofficial. Images courtesy of Bruce Kluckhohn, Wayne Kryduha, Bruce Hemmelgarn, Ben Krause, Bill Guero, Steve Wollmann, Andy Hill, Troy Melhus, Getty Images, Rich Pilling, MLB Photos, Mortenson Construction and Populous. The information contained is copyrighted and prepared for the use of members of the media. Those wishing to use any of the enclosed material for commercial purposes should contact the Minnesota Twins Baseball Communications department. Cover photography by Bruce Kluckhohn and design by Dean Lavato.

MINNESOTA TWINS BASEBALL CLUB

TARGET FIELD

1 Twins Way
Minneapolis, MN 55403
Telephone (612) 659-3400

Ticket Information: (612) 33-TWINS or 1-800-33-TWINS
twitter.com/twins • facebook.com/twins • www.twinsbaseball.com

MINNESOTA TWINS BASEBALL CLUB

EXECUTIVE BOARD

Jerry Bell, Chairman

Bill Pohlad
Bob Pohlad

Jim Pohlad
Dave St. Peter

ADMINISTRATION

Chief Executive Officer	Jim Pohlad
President	Dave St. Peter
Executive Vice President, General Manager	Terry Ryan
Executive Vice President, Business Development	Laura Day
Executive Vice President, Business Administration/Chief Financial Officer	Kip Elliott
Senior Vice President, Operations	Matt Hoy
Vice President, Technology	John Avenson
Vice President, Human Resources/Diversity	Raenell Dorn
Vice President, Marketing	Patrick Klinger
Vice President, Player Personnel	Mike Radcliff
Special Assistant to the President and General Manager	Bill Smith
Director, Ballpark Development and Planning	Dan Starkey
Executive Assistants	Joan Boeser Lynette Gittins
Administrative Assistant	Danielle Bungarden
Special Assistants	Bert Blyleven, Rod Carew, Kent Hrbek, Paul Molitor, Tony Oliva

BASEBALL OPERATIONS

Assistant General Manager	Rob Antony
Special Assistants to General Manager	Tom Kelly, Wayne Krivsky
Senior Director, Team Travel	Remzi Kiratli
Manager, Baseball Research and Major League Administration	Jack Goin
Director, Baseball Operations	Brad Steil
Senior Director, Minor Leagues	Jim Rantz
Minor League Field Coordinator	Joel Lepel
Manager, Minor League Administration	Kate Townley
Administrative Assistant	Katie Van Der Linden
Director, Scouting	Deron Johnson
Pro Scouting Coordinator	Vern Followell
Manager, Scouting Administration	Amanda Daley

BASEBALL COMMUNICATIONS

Director, Baseball Communications	Mike Herman
Senior Manager, Baseball Communications	Dustin Morse
Manager, Publications and Media Services	Molly Gallatin
Coordinator, Baseball Communications	Mitch Hestad

PUBLIC AFFAIRS

Executive Director, Public Affairs and Twins Community Fund	Kevin Smith
Director, Community Relations	Bryan Donaldson
Manager, Corporate Communications	Chris Iles
Manager, Community Relations	Stephanie Johnson
Manager, Community Programs	Josh Ortiz
Coordinator, Community Relations	Gloria Westerdahl

MARKETING AND BROADCASTING

Senior Director, Advertising	Nancy O'Brien
Director, Event Marketing	Heidi Sammon
Director, Emerging Markets	Miguel Ramos
Senior Manager, Promotions	Julie Okland
Marketing Specialist	Joe Pohlad
Team Curator	Clyde Doepner
Administrative Assistant	Alejandra Cabrera
Senior Director, Broadcasting and Game Presentation	Andy Price
Engineer, Broadcast Coordinator	Tom Brower
Coordinator, Scoreboard	Sam Henschen
Coordinator, Video	Jim Diehl
Coordinator, StadiumVision	Matt Semke
Radio Network Producer	Mark Genosky
Radio Network Play-by-Play	Cory Provus
Radio Network Play-by-Play/Analyst	Dan Gladden
Radio Network Studio Host	Kris Atteberry
Radio Engineer	Kyle Hammer
Television Play-by-Play	Dick Bremer
Television Analyst	Bert Blyleven
Public Address Announcer	Adam Abrams
Spanish Radio Play-by-Play	Alfonso Fernandez

TICKET SALES AND SERVICE

Director, Ticket Sales and Service	Mike Clough
Director, Suite and Premium Seat Sales and Service	Scott O'Connell
Senior Manager, Season Ticket Sales and Service	Eric Hudson
Senior Season Ticket Sales and Service Representatives	Craig Gumz, P.J. Williams
Season Ticket Sales and Service Representatives	Chris Carson, Andrea Kray, Bobby Pascaly Dan Poplau, Bryan Sowieja, Dan Strong, Ryan Whisler
Senior Manager, Group Ticket Sales and Service	Rob Malec
Group Ticket Sales and Service Representatives	Luis Breazeale, Brittany Ehlis, Todd Krulewich, Phil McMullen, Landon Oldenburger, Andrew Reichert
Manager, Ticket Sales and Service Communication	Beth Vail Palm
Manager, Database Marketing	Brandon Johnson

TARGET FIELD EVENTS

Senior Manager, Target Field Event Sales	David Christie
Coordinators, Target Field Event Sales	Jessica Dooley, Mikkala Korton

CORPORATE PARTNERSHIPS

Director, Client Services	Bodil Forsling
Senior Account Executives	Doug Beck, Brock Maiser
Account Executives	Karen Cleary, Jordan Woodcroft
Coordinators, Corporate Client Services	Paulette Cheatham, Amelia Johnson, Kayleen Alexson, Joe Morin
Coordinator, Broadcast Traffic and Service	Amy Johnson

FINANCE

Senior Director, Finance	Andy Weinstein
Senior Manager, Ticket Accounting	Jerry McLaughlin
Senior Manager, Accounting	Lori Windschitl
Manager, Financial Planning and Analysis	Mike Kramer
Accounts Payable	Amy Fong-Christianson
Accountant	Lyndsey Taylor
Director, Purchasing	Bud Hanley
Manager, Purchasing	Luis Lozada
Administrative Assistant	Ka Her

TECHNOLOGY

Senior Director, Technology	Wade Navratil
Manager, Technology Infrastructure	Tony Persio
Administrator, Infrastructure Systems	Brent Hildebrandt
Manager, Business Systems	Shelley Andrew
Programmer/Business Systems Analyst	Purvi Mehta
Applications Programmer	James Showley

HUMAN RESOURCES

Senior Manager, Payroll	Lori Beasley
Senior Manager, Benefits	Leticia Silva
Human Resources Generalist	Holly Corbin
Coordinator, Payroll/Benefits	Talla Peterson

BALLPARK OPERATIONS

Senior Director, Ballpark Operations	Dave Horsman
Senior Director, Ballpark Systems	Gary Glawe
Director, Guest Services	Patrick Forsland
Head Groundskeeper	Larry DiVito
Manager, Field Maintenance	Jared Alley
Manager, Grounds	Al Kuehner
Manager, Ballpark Maintenance	Dana Minion
Maintenance Mechanic/Master Electrician	Luke Bouten
Maintenance Mechanic	Dan Deephouse
Maintenance Mechanic	Matthew Fox
Maintenance Mechanic	Aaron Goldenstein
Maintenance Mechanic	Ryan Rikkola
Manager, Ballpark Operations	John McEvoy
Manager, Guest Services	Dan Smoliak
Manager, Premium Services	Jeffrey Kroll
Manager, Dock Security	Jeff Reardon
Manager, Event Security	Dick Dugan
Manager, Office Services	Mike Sather
Ballpark Operations Assistant	Breeana Lindholm
Administrative Assistant	Venika Streeter
Receptionist	Tina Flowers

TICKET OPERATIONS

Senior Director, Ticket Operations	Paul Froehle
Senior Manager, Box Office	Mike Stiles
Manager, Call Center	Mark Engstrom
Supervisor, Call Center Operations	Steve Rinde
Supervisor, Box Office	Robyn McQuillan
Coordinator, Box Office Accounting	Aaron Doepner
Coordinator, Box Office Operations	Nick Hetfeld

CLUBHOUSE

Field Manager	Ron Gardenhire
Equipment Manager	Rod McCormick
Visitors' Clubhouse	Jason Lizakowski
Manager, Major League Video	Sean Harlin

MEDICAL STAFF

Director, Medical Services	Dr. John A. Steubs
Orthopedic Physicians	Dr. Dan Buss, Dr. Diane Dahm, Dr. Pearce McCarty
Internal Medicine Physicians	Dr. Vijay Eyunni, Dr. Tom Jetzer, Dr. Amy Stromwell
Employee Assistance Program Physician	Dr. Jon Hallberg
Peak Performance Director	Dr. Rick Aberman
Head Athletic Trainer	Rick McWane
Assistant Athletic Trainer	Dave Pruemer
Assistant Athletic Trainer	Tony Leo
Strength and Conditioning Coordinator	Pery Castellano



JIM POHLAD

CHIEF EXECUTIVE OFFICER

In 2012, Chief Executive Officer Jim Pohlad begins his 29th season with the Minnesota Twins. He is an original member of the Twins Executive Board and has owned a minority interest in the team since 2005. Jim provides leadership to the Minnesota Twins front office in several capacities, including decisions related to baseball and business, as well as long-term strategic planning. Jim is known for his active role in gaining legislative approval for Target Field. He worked with his father, the late Carl Pohlad, for more than 10 years to obtain funding for the new ballpark.

In addition to his position with the Minnesota Twins, Jim currently holds various leadership roles throughout several Pohlad-owned business enterprises:

Marquette Financial Companies, Twins Sports Inc., and Pohlad Companies. He also serves on the Board of Directors of Major League Baseball Advanced Media as well as MLB's Finance Committee.

Jim's civic engagements include work on behalf of organizations and programs that support the well-being and interests of children and families in the Twin Cities and surrounding communities. He currently serves on the board of the Pohlad Family Foundation and is actively involved with Park Nicollet Health Services and the Melrose Institute. In past years, he has supported and provided leadership to the Greater Twins Cities United Way, Minneapolis Institute of Arts, the Greater Minneapolis Chamber of Commerce, and The Minneapolis Foundation.

Jim resides with his family in Minneapolis, MN. He holds a degree in business administration from the University of Southern California and is a certified public accountant.

A TRADITION OF EXCELLENCE

TOP WINNING PERCENTAGES IN THE MAJOR LEAGUES SINCE 2002

TEAM	RECORD	PCT	POSTSEASON APPEARANCES
New York Yankees	975-644	.602	9
Boston Red Sox	932-688	.575	6
Los Angeles Angels	909-711	.561	6
St. Louis Cardinals	901-718	.557	6
Philadelphia Phillies	898-721	.555	5
Atlanta Braves	889-729	.549	5
Minnesota Twins	866-755	.534	6



Jim Pohlad

The 2012 season will be Jim Pohlad's 29th season overall with the Twins organization.



JERRY BELL

CHAIRMAN, EXECUTIVE BOARD

T. Geron (Jerry) Bell was named Chairman of the Twins Executive Board on January 3, 2011. In his position, he serves as an advisor to ownership and the team's senior management group on a variety of club operational issues as well as facility development.

Prior to his current role, Bell served as President of Twins Sports, Inc. Named to that post on November 26, 2002, he led the effort to ensure the long-term viability of the Minnesota Twins and specifically oversaw the development, design, construction and the opening of Target Field. Bell's leadership was central to ballpark's groundbreaking design, LEED certification and successful management of the project's budget and timeline.

Bell, who was named the third president in the history of the Minnesota Twins in January 1987, spent 16 years as the chief executive of the club. He led the team's business operations and was instrumental in the 1987 and 1991 World Championship seasons. Other accomplishments include setting an American League attendance record in 1988 when the Twins became the first junior-circuit team to attract more than three million fans. He also led the development and construction of the state-of-the-art spring training facility known as the Lee County Sports Complex which opened in Ft. Myers, Florida, in 1991.

Bell joined the Twins after serving as executive director of the Metropolitan Sports Facilities Commission, which operates the Metrodome. He joined the MSFC as assistant executive director upon the commission's inception in 1977.

His professional activities include being a member of Major League Baseball's Professional Baseball Association Committee/Baseball Operations Committee. He also served on the Hall of Fame Veteran's Committee for Major League Baseball. Past activities have included three terms as member of the North St. Paul/Maplewood School Board, including five years as chairman; served on Minneapolis Downtown Council Board of Directors from 1993-2002; member of the Minneapolis Chamber of Commerce Communications Committee; Board of Directors for the Greater Convention and Visitors Association; member of the Executive Committee of the Minneapolis/St. Paul Final Four organizing committee, and former consultant to the Miami Dolphins, Ltd., of the NFL. In 2010, Bell was a recipient of the Herb Carneal Lifetime Achievement Award as presented by the Minnesota chapter of the Baseball Writers Association of America.

Jerry and his wife, Phyllis, who make their home in North St. Paul, MN, have two daughters.



DAVE ST. PETER

PRESIDENT

Dave St. Peter was named the fourth president in Minnesota Twins history on November 26, 2002. He oversees the team's strategic planning process and the club's business departments including ticket sales and service, corporate partnerships, marketing, public affairs, broadcasting, ballpark operations, human resources, technology and finance. St. Peter, who is also involved in business-related baseball decisions, also was central to the approval, design, construction and opening of Target Field, the team's new ballpark which was named 2011 Sports Facility of the Year by the Sports Business Journal/Sports Business Daily.

At age 45, St. Peter is in his 23rd year with the Twins. He joined the organization in 1990 and held a variety of positions including Vice President of Corporate Communications. He was named senior vice president of business affairs in February of 1999 and assembled a sales and marketing group which has increased annual attendance nine of the last ten years and in aggregate by more than 200% since 2000. In 2010, the Twins established a new single-season franchise attendance record by attracting more than 3.2 million fans to Target Field and the club was recognized by *ESPN The Magazine* as having the best stadium experience in all of professional sports. St. Peter's leadership has been integral in the team's growing corporate partnership base, development of the "Magic Moments" customer service initiative, expanded Twins Radio Network, aggressive community outreach and enhanced alumni involvement, including creation of the Twins Hall of Fame.

St. Peter has been part of a leadership team helping the franchise win six American League Central Division championships in the past 10 seasons (2002-2004, 2006 & 2009-2010). During St. Peter's leadership tenure, the Twins have twice been named "Organization of the Year" by *Baseball America* (2002 and 2004). In 2006, the entire Twins organization was recognized as the Minneapolis Star Tribune's "Sports Person of the Year." The franchise received the Atlanta Sports Council's Horizon Award (2002) as the Professional Sports Organization of the Year while the Twins Community Fund was a 2000 recipient of the Greater Minneapolis Chamber of Commerce's Quality of Life Award and a 2006 recipient of a Project Evergreen Award. In 2010, the Twins were honored by the Star Tribune as one of the "Top 100" workplaces in the state of Minnesota. In 2011, the Twins were the recipient of the Minneapolis Park and Recreation Board's "Living the Dream" Award. St. Peter has also been named to the Street and Smith's Sports Business Journal and Minneapolis-St. Paul Business Journal's "Forty under 40" lists.

In the community, St. Peter serves on the board of the Minnesota Twins Community Fund, the Ronald McDonald House of the Twin Cities, and Meet Minneapolis.

St. Peter was born in Bismarck, North Dakota, and graduated from the University of North Dakota in 1989. Dave, his wife Joanie, son Jack and twin sons Eric and Ben make their home in Eden Prairie, MN.



TERRY RYAN

EXECUTIVE VICE PRESIDENT, GENERAL MANAGER

Terry Ryan was named Executive Vice President/General Manager on November 7, 2011, after spending the previous four seasons as a Special Assistant to General Manager Bill Smith (2008-2011). He was originally named as the fourth General Manager in Minnesota Twins history on September 13, 1994, holding that position until stepping down following the 2007 season.

Ryan is responsible for the team the Twins put on the field, negotiating contracts and overseeing the coaching staff and entire baseball department, including team travel and baseball communications. Prior to his first tenure as General Manager, Ryan served as the vice president of player personnel, a position he assumed at the end of the 1991 season. In that role, Ryan was responsible for scouting and evaluating all talent at the major league level

and assisting in personnel decisions. Ryan was also responsible for signing all major league players with less than three years of Major League service.

Through the efforts of Ryan and his staff, the Twins won the American League Central Division title in four of his last seven years as the general manager (2002, '03, '04 and '06). He has twice been named *Sporting News* Executive of the Year (2002 and '06), and was named *Baseball America's* Major League Executive of the Year in 2004. The Negro Leagues Baseball Museum has honored Ryan on two occasions with the Andrew "Rube" Foster Legacy Award as American League Executive of the Year in 2004 and 2006. In 2002, the Twins were named Organization of the Year by *Baseball America* (also in 2004), *USA Today* and *Sportsticker*.

Ryan began his professional career with the Twins in 1972 after being drafted in the 35th round out of Parker High School in Janesville, Wisconsin. He pitched in the Twins minor league system for four seasons, posting a 14-3 record, including 10-0 in 1973, before an arm injury cut his career short. In 1975, he enrolled at the University of Wisconsin-Madison and graduated with a degree in physical education in 1979.

The 1998 Topps' Advancement Through the Game Award winner returned to baseball in 1980 as Midwest Scouting Supervisor for the New York Mets, a position he held for six years before being named scouting director for the Twins in January 1986. On September 13, 2007, he stepped down as Executive Vice President, General Manager (effective October 1).

Terry and his wife Karilyn have two children, Tim and Kathleen, and reside in Eagan, MN.



TWINS OWNERSHIP, PRESIDENTS & GENERAL MANAGERS

OWNERSHIP

Carl R. Pohlad Family, 1984-present
Calvin R Griffith Family, 1961-1984

PRESIDENTS

Dave St. Peter, 2002-present
Jerry Bell, 1987-2002
Howard Fox, 1984-87
Calvin Griffith, 1961-84

GENERAL MANAGERS

Terry Ryan, 1994-2007, 2011-present
Bill Smith, 2007-2011
Andy MacPhail, 1986-94
Howard Fox, 1985-86
Calvin Griffith, 1961-84



MIKE RADCLIFF

VICE PRESIDENT, PLAYER PERSONNEL

Mike Radcliff, a member of the Twins organization since 1987, was named Vice President, Player Personnel on September 13, 2007 (effective October 1, 2007). He was named Scout of the Year in 2011. Radcliff leads the club's overall player evaluation process at both the major and minor league levels, assists Terry Ryan and Rob Antony in negotiating player contracts and oversees the club's professional and amateur scouting staff, including the scouting of international players. Radcliff, who was named the Director of Scouting in 1993, was the longest tenured scouting director in Major League Baseball. As scouting director, Radcliff managed 27 full-time and 34 part-time scouts and coordinated the annual amateur draft as well as the

international scouting staff.

Radcliff is a 1979 graduate of the University of Missouri and began his scouting career as an area scout with the Major League Scouting Bureau in 1983. He was hired as an area scout by the Twins in 1987 and promoted to Midwest Supervisor in 1988.

Mike and his wife, Sherry, have two grown children and reside in Overland Park, KS.



ROB ANTONY

ASSISTANT GENERAL MANAGER

Rob Antony is in his 26th season in the Twins organization and his fifth as Assistant General Manager, after being named to that role on September 13, 2007. He is responsible for major league contracts, including arbitration, and evaluating major and minor league players.

Prior to his current position, he was Director of Baseball Operations for 12 seasons and was responsible for various duties in the minor league and scouting departments including the spring training operation and free agent draft preparations. He was also responsible for establishing and overseeing the budget for the minor league, major league and scouting departments. He also worked closely with the scouting department and scouted players eligible for the free agent

draft as well as amateurs in Australia and Latin America.

Antony was hired as Assistant Director of Media Relations in 1988 after graduating from the University of Minnesota. In June, 1991, he was promoted to Director of Media Relations and held that post until December, 1995 when he was promoted to Director of Baseball Operations.

Rob and his wife, Lynn, have two children, Tyler and Emily, and reside in Rogers, MN.



WAYNE KRIVSKY

SPECIAL ASSISTANT TO THE GENERAL MANAGER

Wayne Krivsky returns to the Twins after spending the past two seasons as a Special Assistant to the General Manager for the New York Mets, a role in which he also held from June-October, 2008. He was a member of the Twins front office for 11 years, including four years as Special Assistant to General Manager Terry Ryan (1995-98), and seven years as the Assistant General Manager (1999-2005).

Krivsky has 34 years of experience working with Major League clubs. He was a Special Assistant to the President of Baseball Operations in Baltimore in 2009, which included major and minor league scouting, along with negotiating player contracts. Prior to that, he was the

General Manager of the Cincinnati Reds from February 2006 through April 2008.

Krivsky began his baseball career in the Texas Rangers ticket office in 1977 before joining the baseball operations department as Assistant Director of Player Development and Scouting in 1979. He was named the Assistant General Manager in 1980 and held that position until joining the Twins in December of 1994.

Krivsky is a graduate of Duke University, where he earned a management science degree, while playing three years on the baseball team. He resides in Erlanger, KY, with his wife Linda.



LAURA DAY

EXECUTIVE VICE PRESIDENT, BUSINESS DEVELOPMENT

Laura Day was named Executive Vice President of Business Development on January 18, 2012. Day oversees the ballclub's revenue generating efforts including ticket sales and service, premium seating, corporate partnerships, signage and advertising, and Target Field facility event sales and marketing. She plays a key role in shaping the team's strategic business plan, and has oversight of the Twins customer retention and loyalty programs.

Day joined the Twins as Senior Vice President, Business Development on August 28, 2006 from the Minneapolis Convention and Visitor's Association where she created the strategic plan for sponsorship and membership development. Prior to joining the MCVA, she served as vice president of sales for Victory Sports One (2003-2004). Day was one of the first Minnesota Wild employees, helping launch the Xcel Energy Center as Vice President of Corporate Partnerships from 1999-2002. During her time at the Wild, she helped convert 12,000 season ticket deposits to paid status, launched the Twin Cities first premium seating program (selling out in a record eight weeks) and oversaw the team's corporate partnership team, which included the acquisition of naming rights and building founding partners. Day got her start in sports working for the Twins from 1991-1999, where she held a variety of posts including Vice President of Sales and Marketing, Director of Corporate Marketing, and Promotions Manager.

In 2007, Day was named to the Minneapolis-St. Paul Business Journal's "Women to Watch" list. She currently serves on the Minnesota State University/Sports Management Program Advisory Board, the Board of Directors for Cornerstone and the Minneapolis Downtown Council, and is a member of the Executive Leadership Team for the Start! Heart Walk benefiting the American Heart Association.

Day, a native of Stillwater, MN, resides in Hudson, WI, with her husband Mike.



KIP ELLIOTT

EXECUTIVE VICE PRESIDENT, BUSINESS ADMINISTRATION/ CHIEF FINANCIAL OFFICER

Kip Elliott, who is in his 21st year with the Twins in 2012, was named Executive Vice President on January 18, 2012, after serving as Chief Financial Officer since January of 1999.

Elliott joined the Twins in May of 1992 as accounting manager and held the position of controller from 1995 through 1998. He was named Senior Vice President on August 28, 2006. He was employed by the public accounting firm of Coopers and Lybrand from 1989-92.

Elliott, who was named the "CFO of the Year" by the Minneapolis/St. Paul Business Journal in 2010, is responsible for overseeing the accounting, human resources, technology and operations departments, including management of the annual financial reporting for the organization and the financial relationship with Major League Baseball. As part of the senior management team, he also plays a key role in the structuring and implementation of the club's strategic plan, as well as the planning of Target Field.

Elliott serves on the University of Northern Iowa Accounting Advisory Council and the Board of Directors for the Minneapolis Regional Chamber of Commerce.

Elliott, a Certified Public Accountant, was raised in rural Fredericksburg, Iowa and graduated summa cum laude from the University of Northern Iowa in 1989. Kip, wife Jodi, children Carter, Maxwell and Maree make their home in Hudson, WI.

PRE-GAME WORKOUT SCHEDULE AT TARGET FIELD

12:10 PM Start

Twins Hitting	9:45-10:30
Visitors Hitting	10:30-11:15
Twins Infield	11:15-11:25
Visitors Infield	11:25-11:35
Field Preparation	11:35-Game Time

6:10 PM Start

Twins Hitting	3:45-4:30
Visitors Hitting	4:30-5:15
Twins Infield	5:15-5:25
Visitors Infield	5:25-5:35
Field Preparation	5:35-Game Time



1:10 PM Start

Twins Hitting	10:45-11:30
Visitors Hitting	11:30-12:15
Twins Infield	12:15-12:25
Visitors Infield	12:25-12:35
Field Preparation	12:35-Game Time

7:10 PM Start

Twins Hitting	4:45-5:30
Visitors Hitting	5:30-6:15
Twins Infield	6:15-6:25
Visitors Infield	6:25-6:35
Field Preparation	6:35-Game Time



MATT HOY

SENIOR VICE PRESIDENT, OPERATIONS

Matt Hoy, who is in his 27th year with the Twins in 2012, was named Senior Vice President of Operations on January 18, 2012.

Hoy joined the Twins in January of 1986 as a member of the sales staff and has held positions as Director of Novelty Operations and Director of Sales. He was the Director of Stadium Operations before his promotion to Vice President in April of 1992.

His responsibilities include overseeing Ballpark Operations, Guest and Premium Services, Security, Ticket Operations, Office Services, Concession and Merchandise Sales, including the Twins' Pro Shops and Postseason Operations. He serves as the current Chair of the Walk to Cure Diabetes, which is held every January at the Mall of America and raises well over one million dollars for research each year.

Hoy was born in St. Paul and attended Blake School in Hopkins, MN. He and his sons, Matt and Dan, make their home in Mound, MN.



JOHN AVENSON

VICE PRESIDENT, TECHNOLOGY

John Avenson, who is in his 19th season with the Twins in 2012, was named Vice President of Technology on December 22, 2006. Prior to being named to his current position, Avenson served as Director of Baseball IS/Network.

Avenson oversees and manages the purpose of technology for all disciplines of the organization. Maintaining a close relationship with the Baseball Department, he wrote the application the team uses for Scouting and Player Development. Avenson also wrote the fan-based "Twingo" application that has been widely adopted by many other Major and Minor League teams. He played an integral part in the planning and implementation of innovative

technology at Target Field. In addition, Avenson serves on the Tickets.com advisory committee.

Prior to joining the Twins, Avenson served with the United States Marine Corps where he maintained aircraft information for RF-4B and F/A-18 squadrons.

A graduate of the University of Minnesota with a degree in Computer Science, Avenson and his wife Katie, along with children Perry, Simon, Lucy and Sidney, reside in Minnetonka, MN.

MISCELLANEOUS TARGET FIELD ATTENDANCE FACTS AND FIGURES

- Through the first two seasons at Target Field, the Twins have drawn **6,391,747** total fans in 162 home games (**3,223,640** in 2010 and **3,168,107** in 2011), averaging 39,455 fans per opening and marking 100% of capacity.
- Target Field has sold out 138 (79 in 2010 and 59 in 2011) of the possible 162 openings in the first two seasons.
- The 2011 season marked the third time in franchise history in which the Twins drew 3 million-plus fans, having previously achieved that mark during the 1988 and 2010 seasons. Last season, Target Field reached the 3 million mark in its 77th opening — one date more than what was required to reach the milestone during the 2010 season (76 dates) and four less dates than what was required during the 1988 season (81 dates).
- In 2011, the Twins became one of only 17 Major League Baseball (MLB) franchises to draw 3 million-or-more fans over the course of at least three different seasons. They were also the 10th MLB franchise to draw 3 million-or-more fans in their club's second season in their new ballpark.
- The Twins' 2011 attendance total ranks as the eighth-largest for any Major League ballpark's second season attendance total.



RAENELL DORN

VICE PRESIDENT, HUMAN RESOURCES

Raenell Dorn is in her 39th season with the Twins in 2012, her 13th since being promoted to Vice President of Human Resources and Diversity in January of 1999.

Dorn oversees all aspects of Twins human resources, including risk management, workers compensation, employee assistance programs, benefits administration and payroll. In addition, she heads the diversity efforts within the organization including the joint Minnesota Twins/Major League Program which was established to ensure that opportunities for diverse suppliers exist within our procurement process. She is a member of the MLB Diverse Partners' Task Force, serves on the MLB Executive Development selection committee and the YWCA marketing committee. Dorn established a Sports Career Fair held at the end of the season, offering participants access to many sports teams and sports divisions of our media partners.

In 2008, Dorn was named to the Minneapolis-St.Paul Business Journal's "Industry Leaders" list. She was born in New Prague, Minnesota and graduated from Metropolitan State University. She resides in Eden Prairie, MN with her husband Harvey. They have two grown children, Christopher (daughter-in-law Laurel) and Bryan.



PATRICK KLINGER

VICE PRESIDENT, MARKETING

Patrick Klinger is in his 14th season as Vice President of Marketing. Klinger is responsible for overseeing the Twins' advertising, promotions, game presentation, special events and emerging markets efforts.

During Klinger's tenure with the Twins, the organization has enjoyed six of its top ten seasons in attendance, including a franchise record of 3,223,640 fans in 2010. Nearly as many filed through the turnstiles in 2011, with the team drawing over 3 million fans for only the third time in franchise history.

Klinger and the Twins marketing team are recipients of numerous regional Emmy Awards and national honors for advertising and brand campaigns. Other notable accomplishments during Klinger's tenure include the creation of the Twins mascot, TC; the development of one of the league's top promotion schedules; the first professional sports team in the market to broadcast games in Spanish; the advent of an emerging markets department to promote diversity in the front office and in the stands; the groundbreaking and Opening Day ceremonies for Target Field; and the one-of-a-kind flag raising ceremony recognizing a soldier or veteran prior to every Twins home game.

Prior to joining the Twins, Klinger served as Director of Marketing at the RiverCentre complex in St. Paul and Director of Marketing at Ticketmaster. He is an executive board member of SAVE (Suicide Awareness Voices of Education) and is an active volunteer on many causes.

The Winona, MN native is a graduate of Winona State University.



FSNORTH™

FOXSPORTSNORTH.COM




01.000.2012

FOX SPORTS NORTH

01.000.2012

FOX SPORTS NORTH



01.000.2012

FOX SPORTS NORTH

150 LIVE GAMES

FOX SPORTS NORTH

EXCLUSIVE HOME
FOR TWINS BASEBALL



TARGET FIELD



TARGET FIELD®

The Minnesota Twins moved into their new home, Target Field, prior to the beginning of the 2010 season. The ballpark is a modern architectural expression, a dichotomy of Minnesotans' cosmopolitan lifestyle so rooted in nature and the outdoors. The stone and glass landmark, topped by a metal-clad, sculpted roof canopy, is chiseled into downtown Minneapolis on one of Major League Baseball's smallest sites. The ballpark's urban appeal is enhanced with the addition of new, immediate access to light rail and commuter rail, bridging the site to its urban surroundings and spurring development in the western corner of downtown.

Target Field proved to be one of the premier sporting and entertainment venues in the Upper Midwest, and one of the most unique, spectacular parks in all of Major League Baseball. Here are a list of features that helped to make it unlike any other baseball experience in America.

MATERIALS

Native Minnesotan limestone forms the mass of the ballpark's exterior façade. Glass and metal details punctuate the limestone surface, creating a sophisticated composition. In addition, whenever possible, the ballpark and surrounding areas incorporated Minnesota-native flowers, trees and shrubs.

SEATING

Target Field features one of the closest seating bowls to the playing field in all of Major League Baseball. Seats in Target Field feature more leg room and are articulated towards the field of play. Target Field features more aisles with fewer seats per row.

CONCOURSE

The ballpark features a 360-degree open main concourse giving fans an uninterrupted view of the playing field.

CLIMATE/SHELTER

The Twins are committed to providing a comfortable experience for the fans—even when our weather is less than perfect. Fans are able to take advantage of heated concessions, restrooms, and restaurant and lounge areas found on each ballpark level including the Terrace level. Target Field's roof canopy—one of the largest in baseball—provides added protection.

CELEBRATING MINNESOTA'S RICH BASEBALL HERITAGE

Minnesota's new ballpark celebrates the heritage and history of the game across the Upper Midwest. The ballpark includes tributes to the great Twins teams and players from the past as well as other Minnesota baseball icons.

Approximate Capacity	39,500
Seating in Lower Level	19,000
Seating in Upper Level	13,000
Seating in Club Level	7,000
Concourse Width (main)	40 feet
Concourse Width (upper)	26-44 feet
Restrooms	401 (w) 266 (m)



TARGET FIELD PROJECT COSTS

BALLPARK CONSTRUCTION	MINNESOTA TWINS	HENNEPIN COUNTY	TOTAL
Original Budget	\$130 million	\$260 million	\$390 million
Ballpark Enhancements	\$50 million*	\$0	\$50 million
Infrastructure	\$15 million**	\$90 million	\$105 million
Total	\$195 million	\$350 million	\$545 million

* The Minnesota Twins approved increases of \$45.5 million for fan amenities and ballpark enhancements. Additionally, the Twins provided 4.5 million of funding for Target Plaza, which was matched by Target Corporation.

** The Minnesota Twins provided \$15 million of additional funding for public infrastructure costs in 2009-2010.

*** Since Target Field opened in 2010, the Minnesota Twins have exclusively funded more than \$7 million in facility enhancements.

TARGET FIELD

By the numbers....

ADDRESS 1 Twins Way, Minneapolis, MN 55403

OWNERS Minnesota Ballpark Authority

CONCESSIONAIRE Delaware North Sportservice

ARCHITECT Populous (Kansas City), in association with HGA Architects (Minneapolis)

- 297,864 architect hours spent designing the project
- Ballpark size is just over 1 million square feet (10.5 acres) built on an 8-acre site

CONSTRUCTION Mortenson (Minneapolis)

- 55,000 cubic yards of cast-in-place concrete used to build the ballpark
- 4,900 tons of structural steel used
- 500,000 masonry bricks used
- 36,000 feet of field tubing to heat the playing field
- 352 miles of cable (a/v, broadcast, fiber optic) in the building
- 66,805 square feet of the canopy over the seating bowl
- 70,419 lineal feet of stadia risers
- 2,000,000 total labor hours; 3,500 total trades people; 800 peak workforce

PLAYING FIELD Four-way blend of Kentucky Bluegrass

FIELD LIGHTS 536 field lights in the canopy—210 in the outfield light structure

SUITES 54 Suites, 2 Skyline Suites, 8 Event Suites

ELEVATORS AND ESCALATORS 16 elevators / 11 escalators

6 retail stores on site

48 degrees, the minimum temperature at which the playing field is kept in season

46 feet, the height of the Minnie & Paul home run sign celebration sign

46 feet, the distance from home plate to the first row of seats

827 bicycle storage locations within 200 yards of the ballpark

3,240 wood-backed seats in the ballpark


55,000 flappers on “the Wave” art piece located on Target Plaza



MINNESOTA TWINS-DAKTRONICS SCOREBOARDS

	MAIN VIDEO BOARD	RIGHT FIELD VIDEO BOARD
• Display Size	57' high x 101' wide	28' high x 50' wide
• Resolution	1080 lines	552 lines by 984 columns

TARGET FIELD VIDEO	DISPLAY SIZE
Ribbon Board	8 displays totaling 1230 linear feet
Out-of-Town Scoreboard	12' x 109' real-time display
Bullpen Board	8'6" x 16' display showing stats
Twins Tower	100' high x 5' wide x 11' deep 4,300 LED strips on all four sides



APRIL 25, 2005 – Minnesota Twins and Hennepin County announce they have agreed on a proposal to fund and construct a new ballpark in downtown Minneapolis.

MAY 26, 2006 – Governor Tim Pawlenty signs ballpark bill in on-field ceremony.

NOVEMBER 17, 2006 – Twins announce the project team chosen to lead the construction of the new ballpark scheduled to open 2010. The team includes design architect HOK Sport, local architect HGA Architects, and construction manager Mortenson Construction.

APRIL 12, 2007 – Design of the new Minnesota Twins-Hennepin County ballpark is officially presented to the Hennepin County Board.

MAY 15, 2007 – Twins announce the first site clearing activity has begun at the location of the new Twins ballpark in partnership with Hennepin County, the Minnesota Ballpark Authority and Mortenson Construction.

AUGUST 1, 2007 – Twins reschedule the ballpark groundbreaking ceremony due to the collapse of the I-35W Bridge.

AUGUST 30, 2007 – Twins officially break ground at the new ballpark site in Minneapolis.

NOVEMBER 9, 2007 – Minnesota Ballpark Authority approves the final design plans for the new Twins ballpark. The authority also authorizes the final payment for the property.

NOVEMBER 27, 2007 – Twins announce that Vetter Stone Company of Mankato will supply the 100,000 square feet – or 100 semi-truck loads – of limestone that will cover the facade of the downtown ballpark.



JANUARY 23, 2008 – First main concourse concrete pour is conducted along the 7th Street bridge side of the site.

FEBRUARY 12, 2008 – Twins ownership announces that it will fund \$22 million in additional upgrades to the new ballpark, used to upgrade the exterior stone, the canopy and the scoreboard, as well as add more bathrooms and comfort areas.

APRIL 8, 2008 – Twins announce an eight-year partnership with Delaware North Companies Sportservice to provide all food, beverage and retail merchandise service at the new ballpark in downtown Minneapolis.

SEPTEMBER 15, 2008 – Target Corporation and the Minnesota Twins announce an agreement on an exclusive 25-year partnership that includes the naming rights for Target Field.

OCTOBER 23, 2008 – Twins announce that Daktronics from Brookings, S.D., has been selected to design and build a multimillion dollar, integrated video, scoring and advertising display system at Target Field.



FEBRUARY 11, 2009 – Twins and Target unveil design plans for Target Plaza, the gateway to Target Field.

MAY 15, 2009 – Twins ownership approves \$55 million in additional funding for fan enhancements at Target Field.

JUNE 5, 2009 – Twins and Mortenson hold a topping off ceremony, where the final piece of structural steel is installed in the left field canopy. Target Field's structure is now complete.

AUGUST 24, 2009 – Field grass installation begins at Target Field.

AUGUST 28, 2009 – Field grass installation is completed.

DECEMBER 8, 2009 – Target Field project team recognized for developing unprecedented access for disabled fans.

DECEMBER 23, 2009 – Official last day for Twins Front Office at the Metrodome.

JANUARY 4, 2010 – Mortenson hands the key to Target Field over to the Twins on the first official day of business at the new ballpark.

JANUARY 22, 2010 – The city of Minneapolis, the Twins, the Minnesota Ballpark Authority and Hennepin County unveil "Twins Way," renaming a stretch of 3rd Avenue North in Downtown Minneapolis.

MARCH 27, 2010 – The Minnesota Golden Gophers baseball team hosts Louisiana Tech in an exhibition game at Target Field. It is the first time Target Field is open to the general public.

APRIL 2-3, 2010 – The Twins host the St. Louis Cardinals for two exhibition games at Target Field. The Cardinals won the first game 8-4 with the Twins prevailing in the second game by a score of 8-3.

APRIL 12, 2010 – The first official game is played at Target Field between the Twins and the Boston Red Sox. The Twins won the contest by a score of 5-4.

SEPTEMBER 21, 2010 – Twins clinch AL Central; attendance surpasses three million mark for the second time in club history.

NOVEMBER 10, 2010 – Target Field enhancements for 2011 announced; radiant heat, right field video board and Twins Tower.

SEPTEMBER 21, 2011 – Twins surpass three million attendance mark for the third time in club history.

NOVEMBER 14, 2011 – Twins announce first Target Field concert to be held July 8, 2012 featuring Kenny Chesney and Tim McGraw.

DECEMBER 13, 2011 – Twins earned LEED silver certification less than two years after receiving Silver certification for new construction. The Twins became the first professional sports franchise to earn both certifications.





TARGET FIELD FIRSTS



TARGET FIELD

TARGET FIELD FIRST INFORMATION:

First Game	April 12, 2010 – Boston Red Sox vs. Minnesota Twins
Weather for First Game	65 degrees, partly cloudy
First Pitch	3:13 pm on April 12, Boston Red Sox at Minnesota Twins
First Game Attendance	39,715 (38,145 paid)
First Pitcher	Carl Pavano, Min. – April 12 vs. Boston
First Batter	Marco Scutaro, Bos. – April 12
First Hit	Marco Scutaro, Bos. – April 12 off Carl Pavano (1st inn.)
First Double	Dustin Pedroia, Bos. – April 12 off Carl Pavano (1st inn.)
First Triple	David DeJesus, K.C. – April 16 off Scott Baker (6th inn.)
First Home Run	Jason Kubel, Min. – April 12 off Scott Atchison (7th inn.)
First Home Run by Opponent	Dustin Pedroia, Bos. – April 14 off Kevin Slowey (5th inn.)
First Grand Slam	Matt Joyce, T.B. – July 4 off Matt Guerrier (8th inn.)
First Inside-the-Park Home Run	Curtis Granderson, N.Y. – August 21, 2011 off Jose Mijares (7th inn.)
First Reviewed HR	April 12 – 4th inn., M. Cameron foul ball stood as called
First RBI	Michael Cuddyer, Min. – April 12 (1st inn.)
First Walk	Denard Span, Min. – April 12 (1st inn.)
First Stolen Base	Nick Punto, Min. – April 12 vs. Bos. (2nd inn.) off Lester
First Strikeout	B. David Ortiz, Bos., P. Carl Pavano, Min. – April 12 (2nd inn.)
First Win	Carl Pavano, Min. – April 12 vs. Bos. (6.0-4-1-1-1-4)
First Loss	Jon Lester, Bos. – April 12 vs. Min. (5.0-9-4-4-3-5)
First Save	Jon Rauch, Min. – April 12 vs. Bos. (1.0-0-0-0-0)
First Complete Game	Nick Blackburn, Min. – May 4 vs. Det. (9.0-11-3-3-1-2)
First Shutout	Bal. over Min., 2-0 (Bergesen/Ohman/Uehara/Simon), May 6
First Triple Play	N/A
First Series Win	April 12-15 – Min. over Bos., 2-1 in four days
First Series Sweep	May 3-5 – Min. over Det. in three games

* All dates are from the 2010 season, unless noted



First Pitch in Target Field



First home run in Target Field

TARGET FIELD FIRST FOR TWINS PLAYER INFORMATION:

First Pitch	Carl Pavano at 3:13 pm on April 12 vs. Boston Red Sox
First Pitcher	Carl Pavano – April 12 vs. Boston
First Batter	Denard Span – April 12 vs. Boston
First Hit	Orlando Hudson – April 12 vs. Boston off Jon Lester (1st inn.)
First Run	Denard Span – April 12 vs. Boston (1st inn.)
First Double	Joe Mauer – April 12 vs. Boston off Jon Lester (2nd inn.)
First Triple	Justin Morneau – April 17 vs. K.C. off Gil Meche (5th inn.)
First Home Run	Jason Kubel – April 12 vs. Boston off Scott Atchison (7th inn.)
First Grand Slam	Rene Tosoni – September 27, 2011 vs. K.C. off Vin Mazzaro (6th inn.)
First Inside-the-Park Home Run	N/A
First RBI	Michael Cuddyer – April 12 (1st inn.)
First Walk as Batter	Denard Span – April 12 (1st inn.)
First Walk as Pitcher	Carl Pavano – April 12 vs. Bos. (3rd inn.), walking J. Hermida
First Strikeout as Batter	Orlando Hudson – April 12 vs. Bos. (2nd inn.) by J. Lester
First Strikeout as Pitcher	Carl Pavano of D. Ortiz – April 12 vs. Bos. (2nd inn.)
First Stolen Base	Nick Punto – April 12 vs. Bos. (2nd inn.) off Lester
First Win	Carl Pavano – April 12 vs. Bos. (6.0-4-1-1-1-4)
First Loss	Kevin Slowey – April 14 vs. Bos. (5.0-5-3-3-4-5)
First Save	Jon Rauch – April 12 vs. Bos. (1.0-0-0-0-0)
First Complete Game	Nick Blackburn – May 4 vs. Det. (9.0-11-3-3-1-2)
First Shutout	Min. over Bal., 6-0 (Blackburn/Guerrier/Rauch), May 9
First Triple Play	N/A
First Minnesota Twins Win	April 12 vs. Boston by a score of 5-2
First Minnesota Twins Loss	April 14 vs. Boston by a score of 6-3
First Minnesota Twins Series Win	April 12-15 – Min. over Bos., 2-1 in four days
First Minnesota Twins Series Sweep	May 3-5 – Min. over Det. in three games

* All dates are from the 2010 season, unless noted

SEATING DIAGRAM AND SEASON TICKET PRICING

MAIN LEVEL

- Thomson Reuters Champions Club
- Dugout Box
- Home Plate Box
- Diamond Box
- Field Box
- Left Field Bleachers
- Powerball® Pavilion
- Overlook
- Right Field Bleachers

ROOF DECK

- Budweiser Roof Deck

CLUB LEVEL

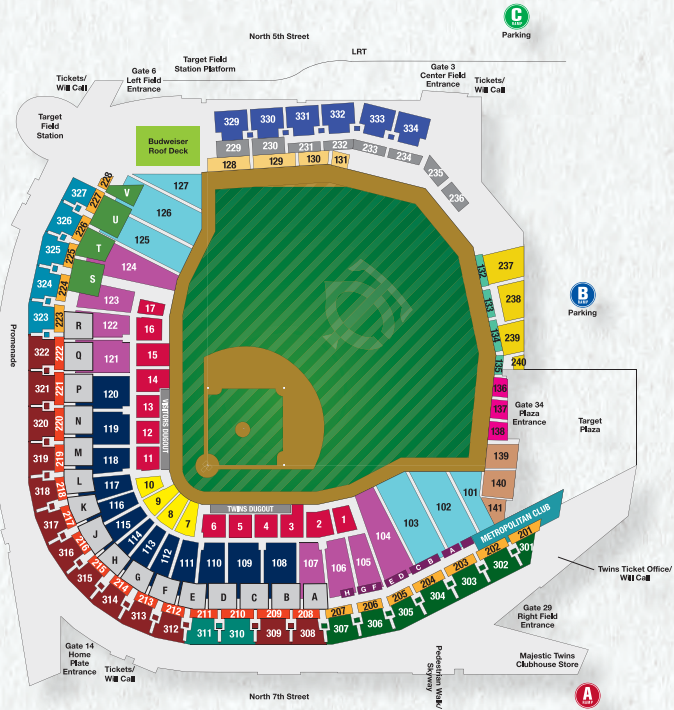
- Delta SKY360® Legends Club
- Skyline Deck
- Event Suites
- Metropolitan Club

TERRACE LEVEL

- Home Plate Terrace
- Field Terrace
- Home Plate View
- Skyline View
- Field View
- The Our Family Section

OUTFIELD

- U.S. Bank Home Run Porch Terrace
- U.S. Bank Home Run Porch View
- Grandstand



Seating Level	Season Price		Single Game Price (valid through 3/8*)		
	Price Per Game		Value	Select	Premium
Main Level					
Thomson Reuters Champions Club	\$295/\$235/\$185	n/a	n/a	n/a	n/a
Dugout Box	\$72	\$80	\$82	\$88	
Home Plate Box	\$53	\$60	\$62	\$68	
Diamond Box	\$40	\$45	\$47	\$53	
Field Box	\$31	\$34	\$36	\$42	
Left Field Bleachers	\$20	\$21	\$23	\$29	
Powerball® Pavilion	n/a	\$23	\$25	\$31	
Overlook	n/a	\$25	\$27	\$33	
Right Field Bleachers	n/a	\$19	\$21	\$27	
Club Level					
Delta SKY360® Legends Club*	\$58 / \$50	n/a	n/a	n/a	
Skyline Deck	n/a	\$29	\$31	\$37	
Event Suites	n/a	Call for information			
Terrace Level					
Home Plate Terrace	\$30	\$33	\$35	\$41	
Field Terrace	\$21	\$23	\$25	\$31	
Home Plate View	\$21	\$23	\$25	\$31	
Skyline View	\$13	\$14	\$16	\$22	
Field View	\$11	\$12	\$14	\$20	
The Our Family Section**	n/a	\$23	\$25	\$31	
Outfield Mezzanine Level					
U.S. Bank Home Run Porch Terrace	\$22	\$22	\$24	\$30	
U.S. Bank Home Run Porch View	\$19	\$19	\$21	\$27	
Grandstand	\$19	\$19	\$21	\$27	
Budweiser Roof Deck***					
Single Game Fixed View Seat	n/a	\$34	\$36	\$42	
Single Game Standing Room Ticket	n/a	\$14	\$16	\$22	

There is a \$10 per-ticket premium for tickets in the first row of sections 3, 14 and 15 in the Dugout Box, sections 104 and 124 in the Diamond Box and sections 103 and 125 in the Field Box. There is a \$5 per-ticket premium for tickets in the first row of all Delta SKY360® Legends Club, Home Plate Terrace and Field Terrace sections. Not all sections are available with all season ticket plan types. *Requires a one-time per-seat membership fee. **Alcohol-free areas includes Schweiger™ hot dog and Pops with ticket. ***Available all Thursday home games.

#Demand-Based Pricing: Beginning March 9, single game ticket prices in all seating sections will be determined on a daily basis according to current market demand. Prices may fluctuate upward or downward based on real-time market conditions.



**2010
BALLPARK
OF THE YEAR**
- *Ballpark Digest*

2010 BEST SPORTS STADIUM EXPERIENCE IN NORTH AMERICA

- *ESPN the Magazine*

1. Minnesota Twins
2. Green Bay Packers
3. Minnesota Wild
4. Seattle Mariners
5. Philadelphia Phillies

2011 SPORTS FACILITY OF THE YEAR AWARD

- *Sports Business Journal and Sports Business Daily*

This award is given to new, renovated or established sports facilities in North America whose primary function is hosting sporting events.

THE "GREENEST" BALLPARK IN AMERICA

Target Field became the first professional sports facility to receive **LEED® Silver Certification** for both construction and operations. Less than 2 years after being named the Greenest Ballpark in America and earning LEED (Leadership in Energy & Environmental Design) Silver certification for New Construction, the Minnesota Twins and Target Field are now the first professional sports franchise to also attain LEED Silver Certification for the operation and maintenance of their facility.

Below are some of the highlights of the Twins "green" efforts:

- **71 percent** of all construction waste was diverted from landfills
- **60 percent** of the building's exterior is regionally sourced limestone from Mankato, Minn.
- **80 percent** of the wood used throughout the ballpark was sourced from sustainable forests
- The Twins reduced their use of electricity by **12.1 percent** in 2011
- Target Field is **23 percent** more energy efficient than other buildings in its ENERGY STAR category
- In 2011, the Twins reduced the usage of chemical cleaning compounds by **66 percent** from 2010



2011 GREEN BUSINESS AND ENVIRONMENTAL MANAGEMENT

- *Minnesota Environmental Initiative*

The Environmental Initiative Awards annually recognize innovative projects that have harnessed the power of partnership to achieve extraordinary environmental outcomes.

CAPTURING AND REUSING RAINWATER

Through a custom-designed Rain Water Recycle System provided by Minneapolis-based **Pentair**, the Twins captured, purified and reused more than 686,360 gallons of rainwater, drastically reducing the use of municipal water at Target Field in 2011. The majority of the recycled rainwater was used to wash down the seating bowl attached to the main concourse. The Twins will continue to refine the purification system and hope to use the recycled water to water and maintain the playing field.

RECYCLING AND CONVERTING WASTE TO ENERGY

The Twins kept more than 1,762 cubic yards of waste out of local landfills.

- 741.3 tons of trash were sent to the Hennepin Energy Recovery Center, a waste-to-energy facility adjacent to Target Field. Some of the recovered energy was then used at Target Field to heat portions of the service level and provide hot water in the facility.
- 1430.67 tons of waste were recycled from Target Field
- 152.41 tons of organic materials were composted and diverted from landfills

**2011
ENVIRONMENTAL
INITIATIVE
AWARD**

DONATING UNUSED FOOD TO LOCAL CHARITIES

The Twins and concession partner Delaware North Companies Sportservice donated more than 7,500 pounds of food to local charities in 2011 which included:

- more than **25,000** hot dogs and brats
- more than **3,000** hamburgers
- more than **1,500** chicken breasts

TARGET FIELD

THE STATUES

Designed by Bill Mack, the Target Field statues depict six of the greatest influences in Minnesota Twins history. Each person, while standing over seven feet tall, is featured in an iconic pose, from Harmon Killebrew's powerful swing to Kirby Puckett's signature World Series post-home run celebration.

Located near the entrances to the ballpark, these Twins statues are on display to greet fans whenever they visit Target Field.

About the artist

Bill Mack, who makes his home in Minneapolis, has worked for over 20 years mostly as a commissioned artist. He has created works for the Figure skating Hall of Fame, the Cowboy Hall of Fame and both the Hockey Hall of Fame in Canada and the U.S. Hockey Hall of Fame.



ROD CAREW

National Baseball Hall of Fame

Located outside Gate 29, near 7th Street, Carew's statue was dedicated on April 2, 2010.



HARMON KILLEBREW

National Baseball Hall of Fame

Located on Target Plaza, Killebrew's statue was dedicated on April 3, 2010.



KIRBY PUCKETT

National Baseball Hall of Fame

Located on Target Plaza, outside Gate 34, Puckett's statue was dedicated on Opening Day, April 12, 2010.



CARL & ELOISE POHLAD

Minnesota Twins Owners

Located on Target Plaza, outside Gate 34, Carl and Eloise Pohlad's statue was dedicated on October 3, 2010.



CALVIN GRIFFITH

Former Minnesota Twins Owner

Located outside Gate 29, Griffith's statue was dedicated on September 3, 2010.



TONY OLIVA

Minnesota Twins Hall of Fame

Located outside Gate 6, Oliva's statue was dedicated on Opening Day, April 8, 2011.

TARGET FIELD

GETTING TO AND FROM THE BALLPARK



THE MOST MULTI-MODAL, TRANSIT-ORIENTED BALLPARK IN AMERICA

Located in the historic Warehouse District of downtown Minneapolis, Target Field is the most multi-modal, transit-oriented ballpark in America.

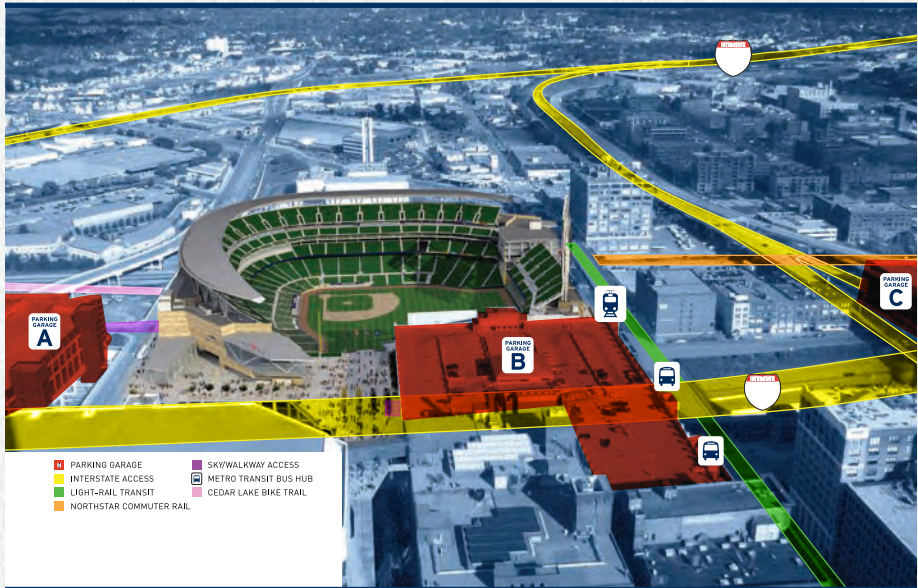
PUBLIC TRANSIT - Served by Hiawatha light rail, more than 20 bus routes, I-394 express bus service and - on special dates - the Northstar Commuter Rail line, Target Field is more accessible by public transit than any other ballpark in America.

PARKING - There are several options for parking in downtown Minneapolis including 7,000 parking spaces conveniently adjacent

to Target Field in the ABC/Hawthorne ramps, nearly 25,000 parking spaces parking lots/ramps and metered street parking spaces throughout downtown.

BIKING - Ranked as the number one bicycling city in the nation, Minneapolis has 43 miles of streets with dedicated bicycle lanes and 84 miles of off-street bicycle paths. The Cedar Lake Trail provides convenient bike and pedestrian access to Target Field. Target Field features hundreds of bike parking spaces. In addition, the city of Minneapolis has hundreds of bike parking spaces within blocks of Target Field.

www.destinationtargetfield.com is the most complete, up-to-date source of information on getting to Target Field.



MEDIA PARKING - There is no on-site parking available at Target Field for the media, but municipal ramps and parking lots are available near the stadium. Paid parking is available for the media in the "A" ramp on a game-by-game basis and season-long passes are available by emailing Venika Streeter at venikastreeter@twinsbaseball.com.

CREDENTIAL PICKUP - Media can pick up their credentials at Gate 29 on the date the credential is issued.

COACHES

AND

STAFF





RON GARDENHIRE

MANAGER

35

Named Twins' manager, January 4, 2002

HEIGHT/WEIGHT: 6-0/240

BATS/THROWS: R/R

BORN: October 24, 1957 in Butzbach, West Germany

RESIDES: Little Canada, MN

CONTRACT STATUS: Signed two-year contract extension thru 2013, 11/18/10

PERSONAL: Ronald Clyde Gardenhire...nickname: 'Gardy'...wife, Carol (Kissling), who grew up in White Bear Lake, MN, and is graduate of Mariner High School...son Toby (9/8/82) and daughters Tiffany (3/18/85) and Tara (3/22/90)...1975 graduate of Okmulgee (OK) High School where he was All-State shortstop...All-Conference selection at Paris (TX) Junior College...majored in physical education at University of Texas...set school record of 10 rbi in game, March 5, 1978 vs. Arkansas...captain and All-Conference shortstop in senior year, leading Longhorns to Southwest Conference championship and fourth place in College World Series...2005 recipient of the Carl R. Pohlad Award recognizing outstanding community service throughout the Upper Midwest...dedicates his time in support of military veterans...is spokesman for the Minnesota Department of Public Safety's "Buckle Up, Drive at Safe Speeds and Don't Drink and Drive" PSA campaigns and the "Play Ball! Minnesota" Coaches Award program recognizing outstanding youth sports coaches in Minnesota.

2011: Won his 850th career game as manager, July 23 vs. Detroit...ejected for the 60th time in his career (sixth time in 2011), August 22 vs. Baltimore.

2010: Ejected for the 54th time in his career (seventh time in 2010), September 19 vs. Oakland...won his 800th career game as manager, September 21 vs. Cleveland in the team's 91st win, the same day the Twins clinched their sixth division title under Gardenhire...became first manager in history to guide his team to the postseason in six of his first nine seasons as a Major League Manager...was named the American League Manager of the Year by *The Sporting News* for the second time in his career (2008 along with Buck Showalter)...named the American League Manager of the Year by the BBWAA for the first time in his career, earning 16 first-place votes, eight second-place votes and four third-place votes (108 total points), edging out Texas' Ron Washington (81 points) and Tampa Bay's Joe Maddon (44 points)...was honored by the state of Minnesota with "Ron Gardenhire Day" on Monday, November 22.

2009: Won 700th career game as manager, September 22 at Chicago (AL)...ejected for 47th time in his managerial career (sixth time in 2009), September 26 at Kansas City...finished second in the Manager of the Year voting behind Mike Scioscia of the Los Angeles Angels of Anaheim.

2008: Was ejected for 41st time in his managerial career (fifth time in 2008, July 31 vs. Chicago (AL)...recorded 600th career win, August 11 vs. New York (AL)...signed two-year contract extension, November 13...finished second in the American League Manager of the Year voting behind Tampa Bay's Joe Maddon...named American League Manager of the Year by *Baseball America*.

2007: Suffered first losing season in his managerial history...recorded 500th career win, July 6 at Chicago (AL)...tied Sam Mele for second on the Twins' All-Time managerial win list with his 522nd win, August 26 at Baltimore...won his 523rd game as manager, August 31 vs. Kansas City, moving into sole possession of second on the Twins' All-Time list...36th career ejection (eighth time in 2007), September 17 vs. Texas.

2006: Became first manager in club history to have five consecutive winning seasons and the third manager in Major League history to reach the playoffs in four of first five seasons as a manager (Cito Gaston, 1989-1993 with Toronto and Larry Dierker, 1997-2001 with Houston)...recorded 400th career win, June 27 vs. Los Angeles (NL)...28th career ejection, (eighth time in 2006), September 5 vs. Tampa Bay.

2005: Signed two-year contract extension through 2007, January 5...recorded 300th career win as manager, May 20 vs. Milwaukee...20th career ejection (fifth time in 2005), July 18 vs. Baltimore...became first manager in club history to have four consecutive winning seasons...rated second-best Manager in American League by *Baseball America*.

2004: Recorded 200th career win as manager, May 5 at Seattle...15th career ejection (fourth of season), September 2 vs. Texas...became just the fourth manager in Major League history to begin his managerial career with three straight first place finishes, joining Larry Dierker (Houston, 1997-99), Ralph Houk (New York Yankees, 1961-63) and Hughie Jennings (Detroit, 1907-09)...became the first American League manager to finish in first place in each of his first three years as manager of a team since Dick Williams with Oakland from 1971-73...first manager in Twins history to lead a team to three playoff appearances...became the third Twins manager to have three 90-plus win seasons (Mele in 1962, '63 and '65 and Kelly in 1988, '91 and '92) but the first to do it in three straight years...also became the seventh manager in Major League history to record 90 victories in each of his first three seasons, last done by Davey Johnson of the New York Mets (1984-86)...named Co-Manager of the Year with Texas' Buck Showalter by *The Sporting News* and finished second in the American League Manager of the Year as voted by the BBWAA.

2003: Recorded 100th career win as manager, April 13 at Toronto...11th career ejection (seventh of season), September 8 at Chicago (AL)...became just the fourth manager in American League history to begin his managerial career with consecutive first place finishes, joining Ralph Houk (1961 and 1962 with New York), Mickey Cochrane (1934 and 1935 with Detroit) and Hughie Jennings (1907 and 1908 with Detroit)...he became the sixth manager in Major League history to start a managerial career with consecutive first place finishes, with Bob Brenly (2001 and 2002 with Arizona) and Larry Dierker (1997 and 1998 with Houston) having done it in the National League...became the first American League manager to finish in first place in consecutive years in his first two years with a club since Alvin Dark led the A's to back-to-back West Division titles in 1974 and 1975 (Billy Martin and Whitey Herzog both led their respective teams to division titles in 1976 and 1977, but they had both managed in part of the 1975 season)...became the first manager in Twins history to lead a team to consecutive playoff appearances and became just the second Twins manager to lead a team to the postseason twice (Tom Kelly in 1987 and 1991)...finished second in the American League Manager of the Year voting...signed two-year contract extension through 2005, October 9.

2002: Named manager of the Twins, January 4...signed two-year contract with club option for 2004...became the 12th manager in Twins history...first win as Twins' manager (in first game), April 1 at Kansas City...first career ejection as manager, April 11 at Cleveland...ejected four times one season, last coming July 14 vs. Texas...finished third in the American League Manager of the Year voting.

1998: Named Twins' third base coach, November 30.

1996: Returned to field as first base coach.

1995: Served as bench coach after rupturing Achilles tendon, March 2.

1990: Southern League co-Manager of the Year with Jacksonville's Jerry Manuel...named league's Best Managerial Prospect by *Baseball America*...signed as Twins' third base coach, November 14.

1989: Named league's Best Manager by *Baseball America*.

1988: Named manager of Single-A Kenosha.

1986: Traded to Twins for pitcher Don Lasparro, November 12.

1983: Homered to win championship game of Triple-A World Series over Portland.

1982: Tied pitcher Charlie Puleo for John J. Murphy Award as Mets' top spring training rookie...first Major League home run, off Ray Burris, June 29 at Montreal.

1981: Made Major League debut, September 1...singled off Bruce Sutter for first Major League hit, September 11 at St. Louis.

1979: Named to Carolina League All-Star team.

PROFESSIONAL: New York Mets' 6th round pick in June, 1979 free agent draft.

GARDENHIRE'S PLAYING RECORD

YEAR	TEAM	AVG	G	AB	R	H	2B	3B	HR	RBI	SH	SF	HB	BB	SO	SB	CS	E	OBP
1979	Lynchburg	.296	70	277	36	82	13	3	4	27	9	1	0	21	45	9	5	21	.344
1980	Jackson	.258	127	458	58	118	16	6	6	64	6	4	4	45	68	13	9	41	.327
1981	Tidewater	.254	125	414	52	105	17	8	2	40	6	4	2	28	61	28	12	33	.338
	NEW YORK (NL)	.271	27	48	2	13	1	0	0	3	0	0	0	5	9	2	2	2	.340
1982	NEW YORK (NL)	.240	141	384	29	92	17	1	3	33	12	5	0	23	55	5	6	29	.279
1983	Tidewater	.287	102	387	63	111	20	6	4	39	5	2	2	34	54	9	7	27	.346
	NEW YORK (NL)	.063	17	32	1	2	0	0	0	0	1	0	0	1	4	0	0	0	.091
1984	NEW YORK (NL)	.246	74	207	20	51	7	1	1	10	1	1	0	9	43	6	1	12	.276
1985	Tidewater	.211	22	71	3	15	2	0	1	10	0	0	0	6	13	0	2	5	.273
	NEW YORK (NL)	.179	26	39	5	7	2	1	0	2	2	0	0	8	11	0	0	4	.319
1986	Tidewater	.276	96	323	41	89	10	4	4	33	5	1	0	44	48	11	5	19	.361
1987	Portland	.272	117	389	49	106	16	4	6	50	2	3	1	45	70	1	1	5	.347
Major League Totals		.232	285	710	57	165	27	3	4	49	15	6	0	46	122	13	9	47	.277

RECORD AS MANAGER

Year	Club	League	Position	Won	Lost	Pct.
1988	Kenosha	Midwest League	1st (N. Div., 1st half), 2nd (N. Div., 2nd half)	81	59	.579
1989	Orlando	Southern League	1st (E. Div., 1st half), 2nd (N. Div., 2nd half)	79	65	.549
1990	Orlando	Southern League	1st (E. Div., 1st half), 2nd (E. Div., 2nd half)	85	59	.590
2002	Minnesota	American League	1st (Central Division)	94	67	.584
2003	Minnesota	American League	1st (Central Division)	90	72	.556
2004	Minnesota	American League	1st (Central Division)	92	70	.568
2005	Minnesota	American League	3rd (Central Division)	83	79	.512
2006	Minnesota	American League	1st (Central Division)	96	66	.593
2007	Minnesota	American League	3rd (Central Division)	79	83	.488
2008	Minnesota	American League	2nd (Central Division)	88	75	.540
2009	Minnesota	American League	1st (Central Division)	87	77	.530
2010	Minnesota	American League	1st (Central Division)	94	68	.580
2011	Minnesota	American League	5th (Central Division)	63	99	.389
Minor League Totals				245	183	.572
Major League Totals				866	755	.534

DIVISION SERIES RECORD

Year	Club	Opponent	Won	Lost	Pct.
2002	Minnesota	Oakland	3	2	.600
2003	Minnesota	New York (AL)	1	3	.250
2004	Minnesota	New York (AL)	1	3	.250
2006	Minnesota	Oakland	0	3	.000
2009	Minnesota	New York (AL)	0	3	.000
2010	Minnesota	New York (AL)	0	3	.000
Division Series Totals			5	17	.227

LEAGUE CHAMPIONSHIP SERIES RECORD

Year	Club	Opponent	Won	Lost	Pct.
2002	Minnesota	Anaheim	1	4	.200



RICK ANDERSON

40

PITCHING COACH

NAMED: January 7, 2002

HEIGHT/WEIGHT: 6-0/190

BORN: 11/29/56 in Everett, WA

RESIDES: Woodbury, MN

CONTRACT STATUS: Signed two-year contract thru 2012, 11/22/10

BATS/THROWS: R/R

PERSONAL: Richard Arlen Anderson...wife Rhonda (Mason), daughters Cortnie (9/11/82) and Ashley (10/27/91), and son Ricky (6/7/86)...1975 graduate of Mariner (WA) High School where he was selected to the All-State team in senior season...attended Everett Community College and the University of Washington.

2011: Worked his 10th season as pitching coach.

2002: Named Twins' pitching coach, January 7.

1995: Named pitching coach for Triple-A Salt Lake.

1993-94: Pitching coach for Double-A Nashville.

1990-92: Pitching coach for Single-A Kenosha.

1989: Joined Twins' organization as pitching coach for rookie level Sarasota.

1988: Began season at Omaha...promoted and pitched season-high 7.1 innings, June 22 at Chicago.

1987: Acquired by Kansas City along with catcher Ed Hearn and pitcher Mauro Gozzo from New York in exchange for pitcher David Cone and catcher Chris Jelic, March 27.

1986: Began season at Tidewater...recalled June 8...made Major League debut, June 9 vs. Philadelphia...first Major League win, August 6 at Chicago...only professional save, August 10 at Montreal.

1985: Named to International League All-Star team.

1979: Recorded 9-inning no-hitter, May 12 vs. Shreveport.

PROFESSIONAL: New York Mets' 24th round pick of the June, 1978 free agent draft...signed by scout Marvin Scott.

ANDERSON'S PITCHING RECORD

YEAR	CLUB	W-L	ERA	G	GS	CG	SH	SV	IP	H	R	ER	HR	HB	BB	SO	WP	BK	BAA
1978	Little Falls	2- 3	2.25	14	2	1	0	3	40.0	48	25	10	1	0	20	40	4	0	.286
1979	Jackson	8-11	3.85	25	21	7	1	0	131.0	124	72	56	5	3	43	71	4	0	.240
1980	Tidewater	1- 3	3.83	14	0	0	0	1	40.0	36	18	17	4	0	15	25	0	0	.231
	Jackson	3- 2	3.23	25	1	0	0	4	64.0	57	24	23	7	1	17	48	1	1	.229
1981	Tidewater	3- 5	3.34	37	0	0	0	3	89.0	68	34	33	3	1	45	41	2	0	.203
1982	Tidewater	4- 2	3.26	31	0	0	0	2	80.0	84	35	29	6	0	23	49	2	0	.259
1983	Jackson	5- 1	3.59	13	12	1	0	1	77.2	77	40	31	7	4	29	48	2	0	.247
	Tidewater	2- 1	4.05	15	1	0	0	2	40.0	37	19	18	1	0	22	23	2	0	.236
1984	Tidewater	6- 9	3.38	26	17	3	1	3	130.1	118	59	49	9	1	48	93	3	1	.236
1985	Tidewater	6- 3	1.98	48	2	0	0	7	95.1	79	28	21	3	0	33	54	2	1	.242
1986	Tidewater	7- 2	2.68	22	8	1	1	0	84.0	76	26	25	8	0	16	56	1	0	.217
	NEW YORK (NL)	2- 1	2.72	15	5	0	0	1	49.2	45	17	15	3	0	11	21	1	1	.245
1987	KANSAS CITY	0- 2	13.85	6	2	0	0	0	13.0	26	22	20	3	2	9	12	0	0	.394
	Omaha	6- 5	4.52	15	14	0	0	0	79.2	94	44	40	9	3	22	47	6	0	.281
1988	Omaha	7- 4	2.62	14	14	4	2	0	99.2	92	37	29	5	3	23	54	0	0	.235
	KANSAS CITY	2- 1	4.24	7	3	0	0	0	34.0	41	17	16	3	1	9	9	1	0	.308
	National League Totals	2- 1	2.72	15	5	0	0	1	49.2	45	17	15	3	0	11	21	1	1	.245
	American League Totals	2- 3	6.89	13	5	0	0	0	47.0	67	39	36	6	3	18	21	1	0	.337
	Major League Totals	4- 4	4.75	28	10	0	0	1	96.2	112	56	51	9	3	29	42	2	1	.292



STEVE LIDDLE

THIRD BASE COACH

9

NAMED: January 7, 2002

HEIGHT/WEIGHT: 6-4/220

BATS/THROWS: R/R

BORN: 3/4/59 in Nashville, TN

RESIDES: Smyrna, TN

CONTRACT STATUS: Signed two-year contract thru 2012, 11/22/10

PERSONAL: Steven Michael Liddle...wife Anne (Huey), sons Benjamin (8/16/94) and Jake (12/28/98), and daughter Sarah (8/27/01)...1977 graduate of McGavock (TN) High School where he played baseball and basketball...played in state championships in baseball sophomore year and basketball in junior year...1981 graduate of David Lipscomb University with a degree in physical education...was member of 1979 NAIA Championship team and was named NAIA All-American in junior and senior seasons.

2011: Moved from bench coach to third base coach in his 10th season as a Major League coach.

2002: Named Twins' bench coach, January 7.

1999: Named Twins' Minor League Field Coordinator.

1998: Lost to GCL Rangers in semi-finals of playoffs.

1997: Named Manager of rookie level Gulf Coast League Twins.

1995-96: Was hitting coach for Triple-A Salt Lake...produced two minor league batting titles (1995 & 1996) and two Pacific Coast League batting champions (Riccardo Ingram in '95 and Brian Raabe in '96).

1993: Named manager of Single-A Ft. Myers.

1992: Lost to Stockton 3-1 in in the California League Championship.

1989: Named manager of Single-A Kenosha.

1987: Acquired by Minnesota from California in exchange for third baseman Stan Holmes, March 23...was 45-150 (.300) in home games...threw out 45 of 115 (39%) runners attempting to steal...led Southern League catchers in assists (77) and doubleplays (12).

1984: Played on Pacific Coast League championship team.

1983: Led Eastern League catchers in games, putouts, assists and doubleplays.

PROFESSIONAL: Signed with California as a free agent, June 15, 1981...signed by scout Larry Himes.

LIDDLE'S PLAYING RECORD

YEAR	TEAM	AVG	G	AB	R	H	2B	3B	HR	RBI	SH	SF	HB	BB	SO	SB	CS	E	OBP
1981	Idaho Falls	.455	3	11	6	5	1	1	0	5	0	0	0	3	2	0	1	0	.571
	Redwood	.302	47	126	22	38	8	2	3	28	3	2	1	14	21	2	0	8	.371
1982	Redwood	.234	55	158	14	37	7	0	3	19	4	3	2	17	21	1	3	10	.311
	Holyoke	.300	45	150	13	45	8	0	1	16	0	3	0	11	14	0	0	9	.341
1983	Nashua	.223	117	381	46	85	15	0	5	45	5	7	5	52	72	4	4	19	.319
1984	Edmonton	.262	92	301	40	79	10	4	6	51	5	6	1	44	53	0	0	12	.352
1985	Edmonton	.307	25	75	12	23	7	0	2	13	0	2	0	12	12	0	1	3	.393
1986	Edmonton	.294	63	201	29	59	13	1	4	27	1	3	0	25	34	1	1	10	.367
	Midland	.300	29	110	10	33	7	1	1	19	0	1	0	11	15	0	1	2	.361
1987	Orlando	.271	94	321	39	87	17	1	9	27	1	0	2	24	36	0	0	9	.326
	Portland	.000	3	10	0	0	0	0	0	0	0	0	0	1	0	0	0	0	.000
1988	Portland	.200	42	125	17	25	7	3	0	10	0	2	1	14	19	0	0	7	.282
Minor League Totals		.262	615	1969	248	516	100	13	34	260	19	29	12	227	300	8	11	89	.338

RECORD AS MANAGER

Year	Club	League	Position	Won	Lost	Pct.
1989	Kenosha	Midwest	4th (1st half), 5th (2nd half)	63	66	.488
1990	Kenosha	Midwest	5th (1st half), 5th (2nd half)	61	77	.442
1991	Visalia	California	5th (1st half), 3rd (2nd half)	58	78	.426
1992	Visalia	California	3rd (1st half), 1st (2nd Half)	75	61	.551
1993	Ft. Myers	Florida State	6th (1st half), 6th (2nd half)	55	79	.410
1994	Ft. Myers	Florida State	6th (1st half), 4th (2nd half)	71	63	.530
1997	GCL Twins	Gulf Coast	8th (1st half), 4th (2nd half)	28	32	.467
1998	GCL Twins	Gulf Coast	1st (West Division)	34	26	.567
Minor League Totals				445	482	.480



RICK STELMASZEK

43

BULLPEN COACH

NAMED: December 3, 1980

HEIGHT/WEIGHT: 6-0/195

BORN: 10/8/48 in Chicago, IL

RESIDES: Chicago, IL

CONTRACT STATUS: Signed two-year contract thru 2012, 11/22/10

BATS/THROWS: L/R

PERSONAL: Richard Francis Stelmazek (pronounced Stel-MAY-sek)...nickname: 'Stelly'...wife Kathie (Markusic), son Michael (11/8/86)...attended DePaul University, studying liberal arts.

2012: Holds longevity record for Twins' coaches, with 2012 being his 32nd season with the club.

1992: Bullpen coach for American League All-Star team, July 14 at San Diego.

1988: Bullpen coach for American League All-Star team, July 12 at Cincinnati.

1980: Midwest League Manager of the Year...named Twins' coach, December 3.

1978: Joined Twins' organization as manager of Wisconsin Rapids.

1976: Traded to New York Yankees for pitcher Gerry Pirtle, January 23.

1974: Traded to Chicago Cubs for pitcher Horacio Pina, July 27...lone big league home run, off Don Sutton, August 20 vs. Los Angeles.

1973: Singled off Nolan Ryan for first major league hit, May 19 at California...traded to California with first baseman Mike Epstein and pitcher Rich Hand for pitcher Lloyd Allen and first baseman Jim Spencer, May 20.

1971: Major League debut, June 25 at New York.

1970: Eastern League All-Star selection.

1969: Named to Western Carolina League All-Star team.

PROFESSIONAL: Washington's 11th round pick in June, 1967 free agent draft...signed by Jack Sheehan, same scout who signed his father.

STELMASZEK'S PLAYING RECORD

YEAR	CLUB	AVG	G	AB	R	H	2B	3B	HR	RBI	SH	SF	HB	BB	SO	SB	CS	E	OBP
1968	Salisbury	.196	55	153	15	30	2	3	2	16	3	1	2	44	35	3	3	7	.380
	Geneva	.276	46	127	15	35	5	2	3	21	0	1	3	27	19	1	1	6	.475
1969	Shelby	.288	115	358	54	103	16	5	5	58	0	7	3	91	43	2	1	14	.429
1970	Pittsfield	.246	128	386	50	95	11	4	4	47	6	7	4	98	41	1	0	17	.398
1971	Denver	.247	73	194	27	48	1	1	1	25	0	3	1	49	43	0	2	3	.397
	Washington	.000	6	9	0	0	0	0	0	0	0	0	0	3	0	0	0	0	.000
1972	Hawaii	.000	5	10	0	0	0	0	0	0	0	0	0	2	6	0	0	0	.167
	Den.-Indianapolis	.228	94	246	22	56	6	2	1	34	1	1	0	72	62	0	2	12	.401
1973	Salt Lake City	.236	43	106	17	25	7	1	0	8	4	1	0	39	19	2	2	2	.438
	CALIFORNIA	.154	22	26	2	4	1	0	0	3	1	0	0	6	7	0	0	0	.313
	TEXAS	.111	7	9	0	1	0	0	0	0	0	0	0	1	2	0	0	0	.200
1974	Salt Lake City	.269	83	260	39	70	12	3	6	40	1	3	3	55	34	2	1	7	.414
	CHICAGO (NL)	.227	25	44	2	10	2	0	1	7	1	1	0	10	6	0	0	1	.364
1975	Wichita	.265	106	336	40	89	14	3	6	47	0	4	1	61	52	1	1	11	.376
1976	Syracuse	.220	74	214	30	47	10	0	2	23	7	0	0	49	26	0	1	6	.365
1977	Tucson	.283	83	240	27	68	9	1	2	35	2	3	0	50	19	2	6	10	.403
1978	Wisconsin Rapids	.273	23	55	15	15	6	0	0	7	1	2	2	16	7	0	0	2	.440
American League Totals		.114	35	44	2	5	1	0	0	3	1	0	0	7	12	0	0	0	.235
National League Totals		.227	25	44	2	10	2	0	1	7	1	1	0	10	6	0	0	1	.364
Major League Totals		.170	60	88	4	15	3	0	1	10	2	1	0	17	18	0	0	1	.302

RECORD AS MANAGER

Year	Club	League	Position	Won	Lost	Pct.
1978	Wis. Rapids	Midwest	4th (N. Div., 1st half), 3rd (N. Div., 2nd half)	62	76	.449
1979	Wis. Rapids	Midwest	4th (N. Div., 1st half), 3rd (N. Div., 2nd half)	60	72	.455
1980	Wis. Rapids	Midwest	4th (N. Div., 1st half), 1st (N. Div., 2nd half)	77	64	.546
Minor League Totals				199	212	.484



SCOTT ULLGER

BENCH COACH

45

NAMED: November 30, 1998
HEIGHT/WEIGHT: 6-3/200
BORN: 6/10/55 in New York, NY
RESIDES: Visalia, CA

BATS/THROWS: R/R

CONTRACT STATUS: Signed two-year contract thru 2012, 11/22/10

PERSONAL: Scott Matthew Ullger (pronounced ULL-jer)...wife Selene (Mullins), daughter Jenna (4/24/85)...majored in criminal justice at St. John's (NY) University where he was a shortstop.

2011: Moved from third base coach to bench coach.

2006: Moved from hitting coach to third base coach.

2003: Coached third base for remainder of season due to Al Newman's illness, September 10.

2002: Managed team in Ron Gardenhire's absence (3-2), June 26-30.

1998: Named Twins' hitting coach, November 30.

1995: Coached third base due to Ron Gardenhire's ruptured Achilles tendon.

1994: Led Salt Lake to wild card berth in playoffs, but lost (3-2) against Vancouver...seventh consecutive winning season and guided his team to playoffs for fifth straight season...named Twins' first base coach, October 7.

1993: Won both halves of division, but lost to Tucson (4-2) in Pacific Coast League championship...named league's outstanding manager and Best Managerial Prospect by *Baseball America*.

1992: Won second half division, but lost to Vancouver in divisional playoffs.

1991: Led Orlando to second half championship, then beat Greenville (3-0) in divisional playoffs and Birmingham (3-1) in Southern League championship in first year as manager there...was Orlando's first championship since 1981 when Tom Kelly was manager and Ullger was first baseman/outfielder...named manager at Portland, November 22.

1990: Won both halves of division, compiling 90-51 record, before losing to Bakersfield (3-2) in divisional playoffs...named California League Manager of the Year...named league's Best Managerial Prospect by *Baseball America*.

1988: Began managerial career at Visalia.

1984: Had highest fielding percentage among league first basemen, but was nine games shy of qualifying.

1983: Major League debut, April 17 vs. California...was hitless in first 19 at-bats before singling off Steve Renko for first Major League hit and rbi, June 8 at Kansas City.

1982: Led International League in on-base percentage (.423).

1981: Southern League All-Star...tied for league-lead in sacrifice flies (9).

1980: Switched to outfield after playing third base his first three seasons...led league outfielders in fielding percentage (.987).

1978: Led league in doubles and was eighth in batting.

PROFESSIONAL: Minnesota's 18th round pick in June, 1977 free agent draft...signed by scout Herb Stein.

ULLGER'S PLAYING RECORD

YEAR	TEAM	AVG	G	AB	R	H	2B	3B	HR	RBI	SH	SF	HB	BB	SO	SB	CS	E	OBP
1977	Wisconsin Rapids	.293	81	276	52	81	17	4	5	35	4	2	3	56	66	7	12	17	.415
1978	Visalia	.320	134	465	105	149	36	2	20	108	5	7	8	96	78	13	4	33	.439
1979	Orlando	.269	126	412	66	111	21	4	8	50	6	8	6	69	73	7	4	29	.405
1980	Orlando	.263	136	460	55	121	25	0	8	51	4	0	3	73	89	2	4	4	.368
1981	Orlando	.269	138	483	86	130	23	2	20	87	8	9	6	77	72	2	6	6	.370
1982	Toledo	.290	115	352	77	102	16	4	14	60	5	0	3	78	74	4	2	4	.423
1983	MINNESOTA	.190	35	79	8	15	4	0	0	5	0	0	1	5	21	0	2	2	.247
1984	Toledo	.258	113	357	50	92	16	1	11	58	4	5	3	58	84	1	2	6	.362
1985	Toledo	.292	112	384	58	112	13	6	15	58	3	4	2	59	55	2	1	9	.385
1986	Toledo	.262	121	413	50	108	10	2	15	57	0	4	2	51	63	0	0	8	.359
1987	Rochester	.277	96	307	52	85	19	0	12	38	2	0	2	39	84	1	3	5	.362
Major League Totals		.190	35	79	8	15	4	0	0	5	0	0	1	5	21	0	2	2	.247

ULLGER'S RECORD AS MANAGER

Year	Club	League	Position	W	L	Pct.
1988	Visalia	California	3rd (1st half), 2nd (2nd half)	80	62	.563
1989	Visalia	California	4th (1st half), 2nd (2nd half)	76	66	.535
1990	Visalia	California	1st (1st half), 1st (2nd half)	90	51	.638
1991	Orlando	Southern	1st (1st half), 1st (2nd half)	77	67	.535
1992	Portland	Pacific Coast	2nd (1st half), 2nd (2nd half)	83	61	.576
1993	Portland	Pacific Coast	1st (1st half), 1st (2nd half)	87	56	.608
1994	Salt Lake	Pacific Coast	2nd (1st half), 2nd (2nd half)	74	70	.514
Minor League Totals				567	433	.567



JOE VAVRA

HITTING COACH

46

NAMED: October 27, 2005
HEIGHT/WEIGHT: 5-11/190
BORN: 11/16/59 in Chippewa Falls, WI
RESIDES: Menomonie, WI
CONTRACT STATUS: Signed two-year contract thru 2012, 11/22/10

PERSONAL: Joseph Alan Vavra (pronounced VOV-ruh)...wife Lesa (Heise), sons Tanner (7/6/89), Treysen (9/17/91) and Terrin (5/12/97)...1978 graduate of Chippewa Falls Senior (WI) High School...named captain and MVP in baseball during senior season...1985 graduate of University of Wisconsin-Stout with a degree in industrial technology with a concentration in plant engineering.

2005: Named Twins' hitting coach, October 27.

2002-2005: Served as Twins' Minor League Field Coordinator.

2001: Served as Head Coach at University of Wisconsin-Stout before becoming interim Director of Player Development for the Los Angeles Dodgers.

2000: Minor League Baserunning and Bunting instructor for the Los Angeles Dodgers.

1999: Served as Major League roving coach for first half of the season before serving as Minor League Field Coordinator in the second half.

1998: Began season as Special Assignment Major League Coach for the Los Angeles Dodgers...became Minor League Field Coordinator at mid-point of season.

1994-97: Managed Single-A Yakima and named Northwest League Manager of the Year in 1994 and 1996...led Yakima to Northern Division title in 1994 and Northwest League Championship in 1996.

1993: Managed Single-A Vero Beach Dodgers.

1991-92: Managed Single-A Yakima in the Northwest League.

1989-90: Managed Rookie level Great Falls Dodgers to consecutive league championships.

1987: Named coach at Single-A Sarasota.

PROFESSIONAL: Los Angeles Dodgers 8th round pick in June, 1982 free agent draft...signed by scout Dale McReynolds.

VAVRA'S PLAYING RECORD

YEAR	TEAM	AVG	G	AB	R	H	2B	3B	HR	RBI	SH	SF	HB	BB	SO	SB	CS	E	OBP
1982	Lodi	.242	49	149	19	36	5	0	1	10	2	1	0	16	17	2	3	19	.313
1983	Lodi	.312	110	420	58	131	19	2	0	37	0	5	1	37	26	6	4	16	.365
1984	San Antonio	.307	96	300	36	92	15	1	1	40	0	3	0	32	17	4	3	4	.370
	Albuquerque	.227	11	44	5	10	0	0	0	3	1	0	0	3	3	0	1	4	.277
1985	Albuquerque	.272	61	202	31	55	9	1	1	15	1	0	3	21	13	2	0	13	.350
1986	Albuquerque	.250	38	72	11	18	3	1	0	5	1	0	0	7	8	0	2	4	.316
Minor League Totals		.288	365	1187	160	342	51	5	3	110	5	9	4	116	84	14	13	60	.351

RECORD AS MANAGER

Year	Club	League	Position	Won	Lost	Pct.
1989	Great Falls	Pioneer	1st (Northern Division)	53	14	.791
1990	Great Falls	Pioneer	1st (Northern Division)	48	20	.706
1991	Yakima	Northwest	1st (Northern Division)	44	32	.579
1992	Yakima	Northwest	2nd (Northern Division)	36	40	.474
1993	Vero Beach	Florida State	6th (E. Div., 1st half), 2nd (E. Div., 2nd half)	56	77	.471
1994	Yakima	Northwest	1st (Northern Division)	49	27	.645
1995	Yakima	Northwest	4th (Northern Division)	28	48	.368
1996	Yakima	Northwest	1st (Northern Division)	40	36	.526
1997	Yakima	Northwest	4th (Northern Division)	23	53	.303
Minor League Totals				377	347	.521



JERRY WHITE

FIRST BASE COACH

13

NAMED: November 30, 1998

HEIGHT/WEIGHT: 5-10/185

BORN: 8/23/52 in Shirley, MA

RESIDES: San Leandro, CA

CONTRACT STATUS: Signed two-year contract thru 2012, 11/22/10

BATS/THROWS: S/R

PERSONAL: Jerome Cardell White...sons Jerome, Jr. (10/7/73) and Justin (4/30/85), and daughter Noell (12/28/81)...1970 graduate of George Washington (CA) High School where he played baseball and football and ran track and cross country...was All-City in baseball and track in senior season...attended San Francisco City College.

2008: Worked his 10th season as Twins first base coach.

1998: Named Twins first base coach, November 30.

1997: Detroit Tigers led the American League in steals for first time since 1934.

1996: Named coach for Single-A Fort Myers...named Detroit's first base coach and baserunning instructor, November 14.

1995: Filled in for injured Ron Gardenhire as Twins' first base coach.

1994: Named coach for Single-A Fort Myers.

1989: Named Twins' outfield/baserunning coach.

1987: Named Twins' roving minor league outfield/baserunning coach.

1981: Started every game of NLCS going 5-for-16 (.313) including three-run homer off Dodgers' Jerry Reuss in game three.

1980: First career pinch-homer off Al Hrabosky, May 19 at Atlanta...had .430 slugging percentage.

1979: Batted .316 as pinch-hitter.

1978: Traded to Chicago Cubs in exchange for pitcher Woody Fryman, June 23...traded to Montreal along with infielder Rodney Scott in exchange for outfielder Sam Mejias, December 14.

1977: Was third in league in doubles, fourth in hits and runs, fifth in triples, sixth in batting and seventh in stolen bases.

1975: First Major League home run off Hank Webb, September 8 vs. New York...batted .319 in September and was named Expos Player of the Month.

1974: Made Major League debut, September 16 vs. New York.

PROFESSIONAL: Montreal Expos 14th round pick in 1970 free agent draft...signed by scout Al Ronning.

WHITE'S PLAYING RECORD

YEAR	TEAM	AVG	G	AB	R	H	2B	3B	HR	RBI	SH	SF	HB	BB	SO	SB	CS	E	OBP
1970	Bradenton	.289	55	201	32	58	10	2	1	16	1	0	4	18	34	8	4	5	.359
1971	West Palm Beach	.261	130	505	71	132	17	4	2	32	3	3	5	40	56	17	9	13	.320
1972	Quebec	.232	26	56	4	13	1	0	0	2	0	0	2	4	8	3	1	0	.306
	West Palm Beach	.292	27	96	13	28	1	1	1	13	1	1	2	13	9	8	5	2	.384
1973	Peninsula	.275	112	360	50	99	10	6	1	30	12	1	3	50	54	22	7	5	.367
1974	Quebec	.246	21	69	13	17	2	2	0	5	1	0	0	10	15	6	2	1	.342
	Memphis	.257	77	175	28	45	6	2	3	17	3	1	3	11	24	13	5	1	.311
	MONTREAL	.400	9	10	0	4	1	1	0	2	0	0	0	0	0	3	0	0	.400
1975	Memphis	.297	98	354	44	105	16	5	10	45	11	2	5	18	31	13	8	6	.338
	MONTREAL	.299	39	97	14	29	4	1	2	7	0	0	0	5	10	7	2	2	.364
1976	MONTREAL	.245	114	278	32	68	11	1	2	21	2	0	2	27	31	15	7	3	.316
1977	Denver	.313	123	463	92	145	32	9	14	57	4	2	4	47	47	25	12	6	.380
	MONTREAL	.190	16	21	4	4	0	0	0	1	0	0	0	1	3	1	0	0	.227
1978	Denver	.290	27	100	22	29	4	0	5	19	0	0	2	16	13	7	0	1	.398
	MONTREAL	.200	18	10	2	2	0	0	0	0	0	0	0	1	3	1	0	0	.273
	CHICAGO (NL)	.272	59	136	22	37	6	0	1	10	1	2	0	23	16	4	3	2	.373
1979	MONTREAL	.297	88	138	30	41	7	1	3	18	0	1	1	21	23	8	4	1	.391
1980	MONTREAL	.262	110	214	22	56	9	3	7	23	1	3	1	30	37	8	7	6	.351
1981	MONTREAL	.218	59	119	11	26	5	1	3	11	2	1	0	13	17	5	2	3	.293
1982	MONTREAL	.243	69	115	13	28	6	1	2	13	0	0	2	8	26	3	3	0	.304
1983	MONTREAL	.147	40	34	4	5	1	0	0	0	0	0	1	12	8	4	0	0	.383
	Wichita	.248	32	101	18	25	7	2	1	8	0	0	1	19	11	4	0	0	.372
1984	Seibu	.243	130	469	70	114	15	2	27	68	3	6	5	44	75	12	7	8	.311
1985	Yokohama	.263	88	308	37	81	18	3	10	45	0	0	0	45	65	11	12	4	.357
1986	ST. LOUIS	.125	25	24	1	3	0	0	1	3	1	2	0	2	3	0	0	0	.179
	San Jose	.262	40	149	21	39	6	6	1	22	2	0	0	13	15	8	5	4	.321
	Major League Totals	.254	646	1194	155	303	50	9	21	109	7	9	7	148	174	57	28	17	.337

COACHES

TWINS STAFF



RICK MCWANE

HEAD ATHLETIC TRAINER

Rick McWane is in his 24th season in the Twins' organization and his seventh as head athletic trainer. McWane attended Liberty University, from which he received his B.S. in Education and Sports Medicine.

A native of Lynchburg, VA, he began his career in 1987 with the N.Y.-Penn. Rookie League Little Falls Mets. He started with the Twins in 1989 and served as trainer for their Single-A Visalia team. Rick was the trainer for the Twins Double-A affiliate from 1990-95 and was named Southern League Trainer of the Year in 1992.

He served as the Twins Triple-A trainer from 1996-2001 and was the American League trainer for the Triple-A All-Star Game in 1996 and named Pacific Coast League Trainer of the Year in 2001. A member of the National Athletic Trainers Association, McWane was the Twins assistant trainer from 2002-04.

Rick resides in Woodbury, MN, with his wife Annette and son Derrick.



DAVE PRUEMER

ASSISTANT ATHLETIC TRAINER

Dave Pruemer is in his 18th season in the Twins' organization and his seventh as assistant athletic trainer. Pruemer attended the University of Southern Illinois where he received his B.S. in Athletic Training.

A native of Teutopolis, IL, he began his career in 1995 with the Twins' organization and served as trainer for their Rookie-Level club in Elizabethton, TN. After one year at Elizabethton, Pruemer was promoted to Single-A Ft. Myers, where he spent the 1996 and 1997 seasons.

He was the trainer for Double-A New Britain from 1998-2001 and was named the Eastern League Trainer of the Year in 2000. Selected by Major League Baseball to work the Arizona Fall League in 2001 and 2003, Pruemer also served as the Twins Triple-A trainer from 2002-04. He was named International League Trainer of the Year in 2004.

Dave and his wife Tina, along with daughter Hannah and sons Dillon and Tyler, live in Woodbury, MN.



TONY LEO

ASSISTANT ATHLETIC TRAINER

Tony Leo is in his 15th season with the Twins' organization and his second as assistant athletic trainer. Leo attended Bowling Green State University where he received his B.S. in Sports Management with an Athletic Training emphasis.

A native of Salem, OH, he began his career in 1997 with the GCL Twins. Leo was hired full time in 1998 and served as the trainer for the Elizabethton Twins. He was promoted to Single-A Quad Cities, where he spent the 2000 and 2001 seasons.

Leo was the trainer for Double-A New Britain from 2002-2004 and was named the 2003 Eastern League All-Star trainer. In 2005, Leo was promoted to Triple-A Rochester and was selected by MLB to work the Arizona Fall League. He served as the Triple-A trainer from 2005-2010 and he was selected as the Triple-A All-Star Game trainer in 2009.

Tony and his wife, Jennifer, live in Schaumburg, IL.



PERRY CASTELLANO

STRENGTH AND CONDITIONING COACH

Perry Castellano is in his sixth season as Strength and Conditioning Coach for the Twins. His responsibilities include day-to-day instruction for the Major League club as well as designing and implementing various programs throughout the entire organization.

Castellano received a B.S. in Kinesiology from Pepperdine University in Malibu, CA, a Master's degree in Management from National University in San Diego. He spent his first five seasons with the Twins as the Minor League Strength and Conditioning Coordinator after serving as Minor League Strength and Nutrition Coach for the Texas Rangers from 2000-2001. Castellano was a visiting clinical instructor in athletic training at the University of Tulsa from 1999-2001.

Perry, wife Lori, and sons Cory and Brady, reside in Cape Coral, FL.

TWINS STAFF



ROD MCCORMICK

EQUIPMENT MANAGER

Rod McCormick is in his 19th season with the Twins, his sixth as the club's equipment manager. McCormick joined the Twins as a ball boy in 1994 and became the home clubhouse assistant in 1998. He was named Home Clubhouse Manager in April of 2007.

A graduate of Minnetonka High School, McCormick attended the University of Minnesota from 1993-96. He oversees all the upkeep of team and personal player equipment and the movement of equipment on all road trips. Rod, wife Kristen, and twin sons Charlie and Parker, reside in Excelsior, MN.



JASON LIZAKOWSKI

VISITING CLUBHOUSE MANAGER

Jason Lizakowski is in his 15th season with the Twins, first as Visiting Clubhouse Manager. Lizakowski joined the Twins as a ball boy in 1998 and became the visiting clubhouse assistant in 2000. He was named Visiting Clubhouse Manager in January of 2012.

A graduate of Rosemount High School in 1991, Lizakowski, along with his father started a small construction business serving the metro area before joining the Twins in 1998. He oversees all the upkeep of visiting team needs and the movement of equipment in and out of Target Field.

Jason, wife Katie, and daughter Ava, reside in Ramsey, MN.



NATE DAMMANN

BULLPEN CATCHER

Nate Dammann is in his sixth season as bullpen catcher for the Twins. His responsibilities include preparing the field for batting practice as well as catching pitchers in the bullpen prior to, and during, the game. In addition, he assists Twins Minor League coaches during Instructional League, and has traveled to the Twins Academy in the Dominican Republic to coach minor league players each of the past four off-seasons.

Dammann is a 2004 graduate of Hamline University in St. Paul, MN, with a degree in Secondary Education. He played four years of baseball for the Pipers and also played quarterback on their football team. Prior to joining the Twins, Dammann was a substitute teacher in the Edina Public School District.

Nate, wife Kate, and daughter Ada, reside in St. Paul, MN.

TWINS' MANAGERS

MANAGERS	SEASONS	FINISHES	WON	LOST	PCT.
Cookie Lavagetto*	1961	9th	25	41	.379
Sam Mele	1961-67	7th-2nd-3rd-6th-1st-2nd-6th	522	431	.548
Cal Ermer*	1967-68	2nd-7th	145	129	.529
Billy Martin*	1969	1st	97	65	.599
Bill Rigney*	1970-72	1st-5th-3rd	208	184	.531
Frank Quilici	1972-75	3rd-3rd-3rd-4th	280	287	.494
Gene Mauch*	1976-80	3rd-4th-4th-4th-4th	378	394	.490
Johnny Goryl	1980-81	3rd-6th	34	38	.472
Billy Gardner	1981-85	(7th-4th)-7th-5th-2nd-6th	268	353	.432
Ray Miller	1985-86	4th-7th	109	130	.456
Tom Kelly	1986-01	6th-1st-2nd-5th-7th-1st-2nd-5th-4th-5th-4th-4th-5th-5th-2nd	1140	1244	.478
Ron Gardenhire	2002-11	1st-1st-1st-3rd-1st-3rd-2nd-1st-1st-5th	866	755	.534

* - Deceased

BEST BUY® KEEPS YOU CONNECTED TO THE TWINS



From your living room, to your office, to your pocket—and even at the ballpark—we've got the technology you need to stay connected to the game.



BEST BUY IS A PROUD FOUNDING
PARTNER OF THE MINNESOTA TWINS

²
THE
PLAYERS





OSWALDO ARCIA

80

OUTFIELDER

HEIGHT/WEIGHT: 6-0/210

BORN: 5/9/91 in Anaco, VZ

RESIDES: Cantaura-Anzoategui, VZ

ACQUIRED: Signed as non-drafted free agent, 7/4/07

M.L. SERVICE: None

CONTRACT STATUS: Signed thru 2012

BATS/THROWS: L/R
OPENING DAY AGE: 20



PERSONAL: Oswaldo Celestino Arcia (pronounced ar-SEE-ya).

2011:

- Began season with Single-A Beloit and hit .352 (25-for-71) in 20 games for the Snappers.
- Was named the Midwest Player of the Week, batting .480 (12-for-25) with four home runs, eight rbi and nine runs scored in six games, April 25-May 1.
- Placed on the disabled list with right UCL strain, May 1...went on rehab assignment with GCL Twins and was reinstated, June 26.
- Transferred to Single-A Ft. Myers, June 26 and recorded four hits and three rbi (five at-bats) in his ninth game with the Miracle.
- Hit his second professional grand slam, August 8 at Palm Beach.
- Played two games for Tigres de Aragua in the Venezuelan Winter League.
- Was added to the Twins 40-man roster (November) following the 2011 season.
- Ranked fifth-best prospect in the Twins' organization by *Baseball America*, entering the 2012 season.

2010: Spent the season with Rookie-Level Elizabethton...homered in each of his first three games...named the Appalachian Player of the Week, June 21 and July 12...named Twins Minor League Player of the Week for the week ending July 23, batting .375 (12-for-32) with five doubles, two home runs, six rbi, nine runs scored and three walks in eight games...named Twins Minor League Player of the Month for July, batting .376 (47-for-125) with 13 doubles, eight home runs, 25 rbi, 24 runs scored and eight walks in 30 games...batted .330 (29-for-88) against left-handed pitching and .398 (68-for-171) against right-handers...led team in batting average, slugging percentage, doubles, home runs and rbi...had 30 multi-hit games...led Appalachian League in batting average, rbi, hits, on-base percentage, slugging percentage, extra base hits, was second in home runs and triples, and third in doubles and runs scored...named *Baseball America* Rookie All-Star, Rookie Player of the Year and third ranked prospect in Appalachian League...ranked ninth-best prospect in the Twins organization by *Baseball America*...named to Topps' Short-Season/Rookie All-Star Team...named to minorleaguebaseball.com's 2010 Twins organizational All-Star team.

2009: Led GCL Twins in games, hits, doubles and slugging percentage and was second in at-bats, runs, rbi and stolen bases...had an 11-game hit-streak, going 14-for-45 (.311), July 15-30...played three games with Tigres de Aragua of the Venezuelan Winter League.

2008: Spent his first professional season with DSL Twins...hit his first professional home run, July 15 at DSL Cubs...hit his first professional grand slam, July 31 vs. DSL White Sox...split time defensively between left field and center field...was tied for team lead in rbi.

PROFESSIONAL: Signed by scout Jose Leon.

ARCIA'S PLAYING RECORD

YEAR	CLUB	AVG	G	AB	R	H	2B	3B	HR	RBI	SH	SF	HB	BB	SO	SB	CS	E	OBP
2008	DSL Twins	.293	61	229	38	67	12	4	4	36	0	1	2	16	27	8	7	3	.343
2009	GCL Twins	.275	44	167	20	46	11	2	5	24	0	3	2	15	18	8	0	0	.337
2010	Elizabethton	.375	64	259	47	97	21	7	14	51	0	1	4	19	67	4	4	0	.424
2011	GCL Twins	.500	2	8	1	4	1	1	0	1	0	0	0	0	1	0	0	0	.500
	Beloit	.352	20	71	18	25	8	1	5	18	0	1	0	9	16	2	2	0	.420
	Ft. Myers	.263	59	213	27	56	14	2	8	32	0	2	3	9	53	1	1	3	.300
Minor League Totals		.312	250	947	151	295	67	17	36	162	0	8	11	68	182	23	14	6	.362

DID YOU Know?

The 26 Spring Training invites for the 2012 exhibition season marks the most in Twins history. The only other season in which Minnesota's invite list reached into the 20's was in 2008 when they invited 20 players to camp. In 2011, the Twins invited 19 non-roster players and 16 in 2010. With the Twins roster filled-out at 40 players, The Twins have 66 players camp.



SCOTT BAKER

RIGHT-HANDED PITCHER

30

HEIGHT/WEIGHT: 6-4/215

BORN: 9/19/81 in Shreveport, LA

RESIDES: Cape Coral, FL

ACQUIRED: 2nd round, 2003 First-Year Player Draft

M.L. SERVICE: 5 years, 128 days

CONTRACT STATUS: Signed thru 2012

BATS/THROWS: R/R

OPENING DAY AGE: 30



PERSONAL: Timothy Scott Baker...wife, Leann (Branan)...sons Elijah (7/28/05) and Easton (8/24/07)...2000 graduate of Captain Shreve (LA) High School...selected to All-State team in 2000...attended Oklahoma State University where he was named Louisville Slugger Freshman All-American in 2001 and Second Team All-Big 12 in 2003...named to Cape Cod League All-Star team in 2002...was honored by the Independence Bowl in 2007, earning the Carl Mikovich Sportsperson of the Year Award.

2011:

- Began the season as the Twins number four starter in the rotation, making his first start, April 4 at New York...allowed four runs on five hits in 6.0 innings and was dealt the loss.
- Went 2-0, 1.59 (28.1 ip, 5 er) with four walks and 25 strikeouts in four starts, April 16-May 6...recorded his first win, tossing 7.0 shutout innings allowing four hits, one walk and nine strikeouts, April 21 at Baltimore.
- Earned his second win, allowing two runs on seven hits in 8.0 innings, May 6 at Boston...the win gave him 57 career victories, tying him with Eric Milton for 12th on the Twins' All-Time wins list.
- Set a career-high with five walks, May 11 vs. Detroit.
- Recorded his 700th career strikeout, fanning Kelly Johnson in the third inning, May 21 at Arizona.
- Recorded his second career hit and first extra-base hit, doubling off Micah Owings, May 21 at Arizona...recorded his third career hit, June 24 at Milwaukee.
- Made nine of his first 12 starts on the road, going 3-3, 3.55 (58.1 ip, 23 er) in those road outings.
- Made his 150th career start, allowing four runs (three earned) on nine hits in 7.0 innings while earning the win, June 6 at Cleveland...struck out his 716th career batter, passing Eric Milton (715) on the Twins All-Time strikeouts list, moving into sole possession of 11th place, June 6 at Cleveland...that same start, he passed Milton (57) and moved into sole possession of 12th place on the Twins' All-Time win list with his 58th win.
- Tossed his fourth career complete game, allowing one run on five hits with no walks and seven strikeouts, earning the win, June 11 vs. Texas...also his first home win of the season (13th overall start of 2011)...also in that start, surpassed 900.0 career innings pitched and struck out his 725th career batter, passing Kevin Tapani (724) to move into sole possession of 10th place on the Twins' All-Time strikeouts list.
- Set a season-high with 10 strikeouts, June 18 vs. San Diego...third time in his career with double-digit strikeouts in a start.
- His 8.64 strikeouts-per-9.0 innings ratio ranked second in the American League through games of June 18, behind Jon Lester (8.78)...finished a single-season career-high with an 8.2 strikeouts-per-9.0 innings pitched ratio.
- Won his 61st career game, tying Scott Erickson for 11th on the Twins' All-Time wins list, June 29 vs. Los Angeles (NL)...passed Erickson and moved into sole possession of 11th, July 5 vs. Tampa Bay.
- His 3.01 ERA pre-All-Star break was the lowest for a Twins pitcher since Johan Santana posted a 2.75 ERA in the first half of 2007.
- Placed on the 15-day disabled list with a right flexor strain, July 17 (retroactive to July 7)...reinstated July 23.
- His 2.86 ERA through games of July 28 ranked as the eighth-lowest in the American League.
- Passed four players on the Twins' All-Time starts list during the season: passed Joe Mays (146) with his 147th on May 21, passed Dave Boswell (150) with his 151st on June 11, passed Kyle Lohse (152) with his 153rd on June 24, passed Scott Erickson (153) with his 154th on June 29.
- Made his final start of the season, August 8 vs. Boston...placed on the 15-day disabled list with a right flexor strain, August 9.
- Reinstated from the 15-day disabled list, September 20...made two relief appearances upon his return, just the third and fourth relief appearances of his career.

2010: Was the Twins Opening Day starter for the first time in his career, after missing the opportunity in 2009, when he began the season on the disabled list...suffered the loss, allowing four runs on five hits in 4.2 innings in his Opening Day start, April 5 at Los Angeles (AL)...recorded first win of the season in his second start, allowing one run on five hits in 7.0 innings, April 10 at Chicago (AL)...set a career-high with 12 strikeouts, June 16 vs. Colorado, the 65th time in club history in which a Twins pitcher struck out 12-or-more in an outing...the 12 strikeouts also marked a team-high in 2010, and were the most by a Twins pitcher since Kevin Slowey struck out 12, August 29, 2008 vs. Oakland...did not walk a batter in four consecutive outings (23.1 ip) from June 22-July 8, including 25 strikeouts in that span...recorded his 50th career win, July 2 vs. Tampa Bay, becoming the 16th pitcher in club history to record over 50 wins in a Twins uniform...tied and passed Guardado to move into sole possession of 12th place on the Twins' All-Time strikeouts list with his 610th and 611th strikeout, August 4 at Tampa Bay...earned his 10th win of the season, August 10 vs. Chicago (AL), his third consecutive season with double-digit victories...earned his 11th win and fourth straight decision, August 22 vs. Los Angeles (AL)...left a start after 2.0 innings with right elbow pain, September 2 vs. Detroit, marking his shortest start since September

TWINS LEADERS

ALL-TIME WINNING PERCENTAGE
(minimum of 100 decisions)

1. Johan Santana679 (93-44)
2. Camilo Pascual607 (88-57)
3. Jim Perry587 (128-90)
4. Scott Baker588 (63-48)
5. Jim Kaat554 (189-152)

22, 2007 vs. the White Sox (2.0 ip)...missed 16 games and made his next start, September 21 vs. Cleveland...did not factor into the decision, but the Twins clinched the AL Central title with a win and a White Sox loss later that night...he won each of his final five decisions, July 24, through the end of the season...Twins went 9-1 in his final 10 starts...made his final start, September 29 at Kansas City, striking out nine batters in 5.0 innings (ND)...passed 10 pitchers on the Twins' All-Time strikeouts list during the season (started the season 22nd): Dean Chance - 504, Joe Nathan - 518, Jim Merritt - 527, Scott Erickson - 527, Mike Trombley - 528, LaTroy Hawkins - 532, Dick Stigman - 538, Kyle Lohse - 561, Rick Aguilera - 586 and Eddie Guardado - 610.

2009: Started the season on the 15-day disabled list with right shoulder stiffness...made one rehab start for Single-A Ft. Myers, April 10 vs. Charlotte and was reinstated on April 14...lost his first four starts of the season from April 15-May 3, allowing 21 earned runs in 20.2 innings (9.15 ERA)...recorded first win, May 8 vs. Seattle, tossing 7.0 shutout innings, allowing five hits while walking none...pitched 8.1 innings, May 24 vs. Milwaukee, giving up three runs on seven hits, earning his second victory...tossed 7.0 innings and earned his third victory, while setting a career-high with 10 strikeouts, June 4 vs. Cleveland...fourth win, tossing 8.0 innings and allowing three runs on four hits, June 9 at Oakland...finished June with record of 4-0, 3.20 (39.1 ip, 14 er) in six starts with 35 strikeouts and an opponent batting average of .213...went 7-0, 3.04 (71.0 ip, 24 er) in 11 starts, July 12-September 5, setting a career-high with seven straight wins...earned his 10th win of the season, third career complete game and second career shutout, allowing just two hits, August 14 vs. Cleveland...started American League Central Division tiebreaker game vs. Detroit, October 6, pitching 6.0 innings, allowing three runs on six hits with two walks and two strikeouts as the Twins won 6-5 in 12-innings...finished tied for 10th in the AL in wins and 13th in strikeouts...led staff with 15 wins, tied for first in starts and was second in innings pitched...set career-highs in wins, starts, innings pitched and strikeouts.

2008: Won first two starts of season, April 4 vs. Kansas City and April 9 at Chicago (AL)...walked just five batters over his first five starts (33.0 ip)...placed on 15-day disabled list with right groin strain, May 7 (retro to May 4)...began rehab assignment at Single-A Ft. Myers, May 31...returned from rehab assignment and reinstated from 15-day disabled list, June 5...had six consecutive quality starts, June 10-July 7, including 7.0 shutout innings at Boston, July 7...four-game win-streak, going 4-0, 3.09 (32.0 ip, 11 er) in five starts, June 20-July 12...singled off Josh Banks for first Major League hit, June 26 at San Diego...tossed 8.0 innings, allowing one run on two hits in 1-0 loss, July 20 vs. Texas...matched a season-high with 8.0 innings allowing just one run, August 21 at Los Angeles (AL)...five consecutive quality starts, August 21-September 13, posting a 2.38 ERA (34.0 ip, 9 er)...season-high nine strikeouts, September 28 vs. Kansas City...pitched 6.0-or-more innings in 20 of 28 starts.

2007: Began season at Triple-A Rochester...recorded first professional save with 3.0 innings of relief, April 10 vs. Norfolk...pitched 6.0-plus innings in each of his last five starts at Rochester, April 14-May 13...recalled and tossed 8.1 innings, May 19 at Milwaukee...tossed 8.0 innings allowing just one run on three hits, July 1 at Detroit...earned his sixth win of the season August 5, tossing 8.0 shutout innings allowing just four hits vs. Cleveland...carried a perfect game into the ninth inning before a walk and a Mike Sweeney single with one out in the ninth and tied his then career-high with nine strikeouts, August 31 vs. Kansas City...became the first Twins pitcher to have a no-hitter broken up in the ninth inning since Steve Luebber, August 7, 1976 at Texas...became the second Twins pitcher to finish with a one-hitter and have a no-hitter broken up in the ninth inning, the other was Gerry Arrigo on June 26, 1964 on a single to start the ninth inning vs. the White Sox...it marked the 15th time in club history that a Twins staff held their opponent to one hit, and the 13th time that one pitcher did it alone...finished August with a 2.59 ERA...pitched 6.0-plus innings in 13 of 24 starts and 7.0-plus innings in eight starts...had 12 quality starts.

2006: Began season with Minnesota...season-high eight strikeouts, May 20 at Milwaukee...optioned to Triple-A Rochester, June 1...pitched 6.0-plus innings in seven consecutive starts, going 3-2, 2.92 (49.1 ip, 16 er), June 5-July 5...recalled July 13 and made three starts before being optioned August 1...while at Rochester, went 2-2 with a 2.31 ERA in August...recalled September 1...fifth win of the season, September 17 at Cleveland...finished the month going 2-1 with a 4.58 ERA.

2005: Began season at Triple-A Rochester...Twins' Minor League Pitcher of the Week, April 23-29...recalled May 3...made Major League debut in relief, May 7 at Tampa Bay...optioned May 11...recalled July 3...made first career start, July 5 at Los Angeles (AL)...optioned July 10...named International League Player of the Week, July 11-17...recalled and recorded first Major League win, July 23 at Detroit...optioned July 23...pitched 6.0-plus innings in 15 of 22 starts with Rochester...led International League in ERA...recalled and tied his season-high five strikeouts, August 29 at Kansas City...tied season-high 7.0 innings, September 16 vs. Chicago (AL)...pitched 6.0-plus innings in four of nine starts...had four quality starts...rated 12th Best Prospect in International League by *Baseball America*...rated 10th best prospect in the Twins' organization by *Baseball America* for the upcoming 2006 season.

2004: Began season at Single-A Ft. Myers...pitched 6.0-plus innings in six of seven starts...had five quality starts...promoted to Double-A New Britain, May 16...tossed complete game shutout and season-high 9.0 innings, June 3 at New Hampshire...season-high 14 strikeouts, July 16 vs. Binghamton...pitched 6.0-plus innings in 10 of 11 starts and 7.0-plus innings in seven of 11 starts...had seven quality starts...promoted to Rochester, July 21...won Jim Rantz Award as Twins' Minor League Pitcher of the Year.

2003: Season-high eight strikeouts, July 18 vs. Wisconsin...disabled with pulled groin, July 24-August 4...tied season-high 6.0 innings, August 18 vs. South Bend...had .151 (11-for-73) batting-average-against with one homer vs. left-handers.

PROFESSIONAL: Signed by scout Gregg Miller...passed up 35th round selection by Pittsburgh in 2000 First-Year Player Draft...drafted in the second round of the 2003 First-Year Player draft (Twins)...signed a four-year contract plus a club option for 2013, March 7, 2009.



2011

BAKER'S GAME HIGHS

CAREER

IP: 9.0, 6/11 vs. Tex.

Walks: 5, 5/11 vs. Det.

IP: 9.0, 3x, last 6/11/11 vs. Tex.

Walks: 5, 5/11/11 vs. Det.

SO: 10, 6/18 vs. S.D.

CG: 1, 6/11 vs. Tex.

SO: 12, 6/16/10 vs. Col.

CG: 4, last, 6/11/11 vs. Tex.

Win-Streak: 3, 2x, last 6/29-7/23 Low-Hit: 5, 6/11 vs. Tex.

Win-Streak: 7, 7/12-9/5/09

Low-Hit: 1, 8/31/07 vs. K.C.

BAKER'S PITCHING RECORD

YEAR	CLUB	W-L	ERA	G	GS	CG	SH	SV	IP	H	R	ER	HR	HB	BB	SO	WP	BK	BAA
2003	Quad City	3-1	2.49	11	11	0	0	0	50.2	45	16	14	4	2	8	47	4	0	.234
2004	Ft. Myers	4-2	2.40	7	7	0	0	0	45.0	40	13	12	1	0	6	37	1	0	.234
	New Britain	5-3	2.43	10	10	2	2	0	70.1	44	23	19	2	6	13	72	0	0	.174
	Rochester	1-3	4.97	9	9	0	0	0	54.1	65	31	30	3	4	15	36	0	0	.295
2005	Rochester	5-8	3.01	22	22	1	1	0	134.2	123	50	45	15	7	26	107	4	0	.242
	MINNESOTA	3-3	3.35	10	9	0	0	0	53.2	48	21	20	5	0	14	32	0	0	.241
2006	MINNESOTA	5-8	6.37	16	16	0	0	0	83.1	114	63	59	17	3	16	62	0	0	.324
	Rochester	5-4	2.67	12	12	1	0	0	84.1	77	26	25	4	4	25	68	5	1	.246
2007	Rochester	3-2	3.16	7	6	0	0	1	42.2	34	16	15	3	1	4	41	1	0	.219
	MINNESOTA	9-9	4.26	24	23	2	1	0	143.2	162	70	68	15	5	29	102	0	0	.287
2008	MINNESOTA	11-4	3.45	28	28	0	0	0	172.1	161	66	66	20	3	42	141	6	0	.247
	Ft. Myers	1-0	5.40	1	1	0	0	0	5.0	7	3	3	0	0	0	4	1	0	.304
2009	Ft. Myers	1-0	1.29	1	1	0	0	0	7.0	5	1	1	0	0	1	3	0	0	.227
	MINNESOTA	15-9	4.37	33	33	1	1	0	200.0	190	99	97	28	4	48	162	4	0	.247
2010	MINNESOTA	12-9	4.49	29	29	0	0	0	170.1	186	87	85	23	6	43	148	7	0	.277
2011	MINNESOTA	8-6	3.14	23	21	1	0	0	134.2	126	50	47	15	4	32	123	4	0	.248
Minor League Totals		28-23	2.99	80	79	4	3	1	494.0	440	179	164	32	24	98	415	16	1	.237
Major League Totals		63-48	4.15	163	159	4	2	0	958.0	987	456	442	123	25	224	770	21	0	.266

BAKER'S BATTING RECORD

BATTING	AVG	AB	R	H	2B	3B	HR	RBI	SH	SF	HB	BB	SO	SB	CS	OBP
Career	.120	25	1	3	1	0	0	0	4	0	0	0	9	0	0	.120

BAKER'S DIVISION SERIES RECORD

YEAR	OPPONENT	W-L	ERA	G	GS	CG	SH	SV	IP	H	R	ER	HR	HB	BB	SO	WP	BK	BAA
2009	New York (AL)	DID NOT PITCH																	
2010	New York (AL)	0-0	3.86	1	0	0	0	0	2.1	3	1	1	1	0	0	2	0	0	.300
Division Series Totals		0-0	3.86	1	0	0	0	0	2.1	3	1	1	1	0	0	2	0	0	.300

BAKER'S FIELDING RECORD

POSITION	PCT	G	PO	A	E	TC	DP	PB
Pitcher	.971	163	67	66	4	137	5	—

TWINS ALL-TIME LEADERS

WINS

1. Jim Kaat	189
2. Bert Blyleven	149
3. Brad Radke	148
4. Jim Perry	128
5. Frank Viola	112
6. Dave Goltz	96
7. Johan Santana	93
8. Camilo Pascual	88
9. Kevin Tapani	75
10. Dave Boswell	67
11. Scott Baker	63

STARTS

1. Jim Kaat	422
2. Brad Radke	377
3. Bert Blyleven	345
4. Frank Viola	259
5. Jim Perry	249
6. Dave Goltz	215
7. Kevin Tapani	180
8. Camilo Pascual	179
9. Johan Santana	175
10. Eric Milton	165
11. Scott Baker	159

STRIKEOUTS

1. Bert Blyleven	2035
2. Jim Kaat	1824
3. Brad Radke	1467
4. Johan Santana	1381
5. Frank Viola	1214
6. Jim Perry	1025
7. Camilo Pascual	994
8. Dave Goltz	887
9. Dave Boswell	865
10. Scott Baker	770
11. Kevin Tapani	724



AARON BATES

FIRST BASEMAN

70

HEIGHT/WEIGHT: 6-4/230

BORN: 3/10/84 in Manhattan, NY

RESIDES: San Jose, CA

ACQUIRED: Signed as free agent, May 9, 2011

M.L. SERVICE: 18 days

CONTRACT STATUS: Signed thru 2012

BATS/THROWS: R/R

OPENING DAY AGE: 28



NON-ROSTER INVITE

PERSONAL: 2002 graduate of Archbishop Mitty (CA) High School...attended San Jose State University in 2003, batting .297...transferred to North Carolina State University from 2005 to 2006...batted .354 with 54 rbi in 63 games a Junior at NC State in 2006...also led the team that season in runs (76), homers (10), walks (45), on-base percentage (.479) and slugging percentage (.560)...named to the 2005 Cape Cod League All-Star team in 2005.

2011:

- Released by the Boston Red Sox, March 31...signed minor league contract with Minnesota, May 9...spent remainder of season with Triple-A Rochester Red Wings.
- Went 3-for-4 with a home run in his first game with the Red Wings, May 10 vs. Louisville.
- Singled in seven consecutive at-bats, May 30-June 1...recorded five consecutive multi-hit games, May 30-June 3.
- Named Twins' Minor League Player of the Week, June 3, batting .545 (12-for-22) in six games.
- Batted .317 (20-for-63) in 19 May games, .333 (39-for-117) in 30 June games and .308 (24-for-78) in 25 July games.
- Batted .333 (82-for-246) against right-handed pitching and .277 (31-for-112) against left-handed pitching.
- Split the season between first base and designated hitter.
- Ranked third on the clubs in runs (57), fourth in hits (113), home runs (7) and total bases (157), and fifth in doubles (23)...finished third in the International League in batting average.

2010: Spent the season with Triple-A Pawtucket...led the team in games (122) and walks (59)...ranked second in at-bats (429), tied for second in runs (49), tied for third in hits (103), third in home runs (12), rbi (54) and total bases (158)...played in 29 games for Caguas of the Puerto Rican Winter Leagues.

2009: Started the season with Double-A Portland...was named Eastern League Player of the Week for May 4-11 and again May 25-June 1...was named Eastern League Player of the Month and Red Sox Minor League Offensive Player of the Month in May after batting .370 (40-for-108) with seven doubles, six home runs and 28 rbi...transferred to Triple-A Pawtucket, June 8...had his contract selected by Boston, July 6 and made his Major League debut that night vs. Oakland, going 0-for-3...recorded his first Major League hit, singling off Roman Colon, July 11 vs. Kansas City...went 3-for-4 with two doubles, one run scored and one rbi in his fifth career game, July 12 vs. Kansas City...was optioned to Pawtucket, July 17...batted .315 (34-for-108) with 10 extra-base hits and 18 rbi in 31 games for Caguas of the Puerto Rican Winter Leagues.

2008: Spent the season at Double-A Portland...had seven rbi game, matching Portland's franchise record, May 6 vs. New Hampshire...named Red Sox Minor League Offensive Player of the Month for June after batting .301 (22-for-73) with eight extra-base hits and 10 walks...led the club in rbi (68) and hits (126)...played in eight games for Scottsdale in the Arizona Fall League and played 18 games for Ponce of the Puerto Rican Baseball League.

2007: Started the season with Single-A Lancaster...named California League Player of the Week, April 30-May 7...became the first player in CAL League history to hit four home runs in one game, May 19 vs. Lake Elsinore...finished that game, 5-for-5 with four runs and six rbi, earning MiLB.com's postseason award for Best Single-A Advanced Single-Game Performance...while at Lancaster, he led the California League with a .456 on-base percentage...he was also tied for first in hit-by-pitch (19), second in batting average (.332), slugging percentage (.592) and home run-per-at-bat ratio (1/15.54), tied for third in walks (69), tied for fourth in home runs (24) and tied for 10th in runs (89)...selected to the California League postseason All-Star team...transferred to Double-A Portland, August 10...led all Red Sox minor leaguers in home runs (28), ranked third with 101 rbi and sixth in batting average (.306) between Lancaster and Portland.

2006: Made his professional debut with Short-A Lowell and also played for Single-A Greenville...posted a 17-game hitting streak, June 21-July 9 while with Lowell...named New York-Penn League Player of the Week, July 3-9 after hitting .480 (12-for-25) with two home runs and six rbi.

PROFESSIONAL: Boston Red Sox' third round pick (83rd overall) in the June, 2006 First-Year Player Draft...signed by scout Jeff Zona (Red Sox)...originally drafted in the 8th round of the 2005 First-Year Player Draft by the Marlins but did not sign.

2011

BATES' GAME HIGHS

CAREER

Hits: --

HR: --

Hits: 3, 7/12/09 vs. K.C.

HR: --

RBI: --

Grand Slams: --

RBI: 1, 2x, last 7/12/09 vs. K.C.

Grand Slams: --

Hit-Streak: --

SB: --

Hit-Streak: 2, 7/11-12/09

SB: --

BATES' PLAYING RECORD

YEAR	CLUB	AVG	G	AB	R	H	2B	3B	HR	RBI	SH	SF	HB	BB	SO	SB	CS	E	OBP
2006	Lowell	.360	27	100	17	36	8	0	3	14	0	2	6	9	21	2	1	2	.436
	Greenville	.270	43	152	13	41	7	0	4	16	0	2	3	17	26	0	0	8	.351
2007	Lancaster	.332	98	373	89	124	21	2	24	88	0	4	19	69	83	0	1	7	.456
	Portland	.198	27	91	16	18	9	0	4	13	0	0	4	17	29	0	0	2	.348
2008	Portland	.276	124	457	61	126	29	2	11	68	0	5	18	50	114	0	0	10	.366
2009	Portland	.340	52	206	41	70	13	0	7	39	0	2	7	17	49	1	0	6	.405
	Pawtucket	.213	76	272	28	58	10	0	5	18	0	2	6	22	59	0	0	4	.285
	BOSTON	.364	5	11	2	4	2	0	0	2	0	0	0	1	4	0	0	1	.417
2010	Pawtucket	.240	122	429	49	103	15	2	12	54	0	3	6	59	119	0	1	4	.338
2011	Rochester	.316	106	358	57	113	23	0	7	37	1	3	5	53	90	1	1	3	.408
Minor League Totals		.283	675	2438	371	689	135	6	77	347	1	23	74	313	590	4	4	46	.378
Major League Totals		.364	5	11	2	4	2	0	0	2	0	0	0	1	4	0	0	1	.417

BATES' FIELDING RECORD

POSITION	PCT	G	PO	A	E	TC	DP	PB
Outfield	.972	5	35	0	1	36	3	—

TWINS BIRTHDAYS

JANUARY

January 8, 1976
January 9, 1986
January 16, 1984
January 16, 1985

PLAYER (OPENING DAY AGE)

Carl Pavano (36)
Brendan Wise (26)
Matt Maloney (28)
Jeff Manship (27)

FEBRUARY

February 10, 1989
February 11, 1984
February 12, 1989
February 17, 1979
February 18, 1974
February 22, 1983
February 24, 1982
February 24, 1988
February 27, 1984
February 28, 1987

Liam Hendriks (23)
J.R. Towles (28)
Dan Rohlfing (23)
Josh Willingham (33)
Jamey Carroll (38)
Brian Duensing (29)
Nick Blackburn (30)
Chris Parmelee (24)
Denard Span (28)
Aaron Thompson (25)

MARCH

March 2, 1983
March 5, 1988
March 10, 1984
March 12, 1985

Glen Perkins (29)
Joe Benson (24)
Aaron Bates (28)
P.J. Walters (27)

APRIL

April 3, 1981
April 13, 1983
April 17, 1989
April 19, 1983
April 27, 1984

Ryan Doumit (31)
Steve Pearce (28)
Deolis Guerra (22)
Joe Mauer (28)
Luis Perdomo (27)

MAY

May 3, 1988
May 9, 1991
May 15, 1987
May 15, 1981
May 28, 1988

Ben Revere (23)
Oswaldo Arcia (20)
Brian Dozier (24)
Justin Morneau (30)
Lester Oliveros (23)

JUNE

June 2, 1981
June 14, 1982
June 15, 1986

Jared Burton (30)
Michael Hollimon (29)
Trevor Plouffe (25)

JULY

July 1, 1981
July 2, 1983
July 2, 1986
July 12, 1981
July 20, 1984
July 26, 1987
July 27, 1984
July 30, 1986
July 31, 1983

PLAYER (OPENING DAY AGE)

Matt Carson (30)
Sam Deduno (28)
Rene Tosoni (27)
Phil Dumatrait (30)
Alexi Casilla (27)
Alex Burnett (24)
Tsuyoshi Nishioka (27)
Scott Diamond (25)
Rene Rivera (28)

AUGUST

August 2, 1984
August 9, 1983
August 21, 1978
August 24, 1983
August 26, 1985

Luke Hughes (27)
Drew Butera (28)
Jason Marquis (33)
Ray Chang (28)
Darin Mastroianni (26)

SEPTEMBER

September 3, 1983
September 5, 1985
September 10, 1985
September 12, 1980
September 19, 1981
September 19, 1984
September 22, 1986

Matt Capps (28)
Danny Lehmann (26)
Anthony Swarzak (26)
Sean Burroughs (31)
Scott Baker (30)
Danny Valencia (27)
Carlos Gutierrez (25)

OCTOBER

October 21, 1983
October 25, 1985
October 26, 1983
October 27, 1985

Casey Fien (28)
Wilkin Ramirez (26)
Francisco Liriano (28)
Kyle Waldrop (26)

NOVEMBER

November 2, 1985
November 2, 1985
November 7, 1983
November 9, 1984
November 10, 1983
November 19, 1981
November 24, 1987

Terry Doyle (26)
Daryl Thompson (26)
Esmerling Vasquez (28)
Joel Zumaya (27)
Brian Dinkelmann (28)
Jeff Gray (30)
Chris Herrmann (24)

DECEMBER

December 6, 1978
December 10, 1986
December 23, 1987

Jason Bulger (33)
Pedro Florimon (25)
Tyler Robertson (24)

List includes non-roster invites



JOE BENSON

OUTFIELDER

63

HEIGHT/WEIGHT: 6-1/216

BORN: 3/5/88 in Hinsdale, IL

RESIDES: Minooka, IL

ACQUIRED: 2nd round, 2006 First-Year Player Draft

M.L. SERVICE: 23 days

CONTRACT STATUS: Signed thru 2012

BATS/THROWS: R/R

OPENING DAY AGE: 24

PERSONAL: William Joseph Benson...2006 graduate of Joliet Catholic Academy (IL) where he also played football and basketball...named Pre-Season Louisville Slugger All-American, All-State and Conference Player of the Year for baseball in his senior season...later named to the Chicago Sun-Times 2006 All-State team.

2011:

- Started the season with Double-A New Britain...hit safely in 14 of his first 16 games for the Rock Cats, batting .371 (23-for-62) with eight doubles, two home runs, 12 rbi and 13 runs scored.
- Named Twins Minor League Player of the Week for the week ending April 14...batted .406 (13-for-32) with two doubles, one home run, nine rbi, five runs scored and two walks in eight games.
- Placed on the 7-day disabled list with a slightly torn meniscus in his left knee, June 4...played in three games with the GCL Twins on rehab assignment, July 1-4...returned from rehab and reinstated, July 5.
- Went 4-for-5 with a home run and three rbi, July 27 vs. New Hampshire...went 2-for-5 with two home runs and a season-high six rbi, August 17 at Binghamton.
- Reached base safely in 11 of his final 12 games...drew 15 walks in his final 16 games for the Rock Cats.
- Recalled by Minnesota, September 6...made Major League debut that same night vs. Chicago (AL), starting in center field and batting leadoff...went 0-for-3, walking in his first career plate appearances against Jake Peavy.
- Recorded his first Major League hit, a single in the second inning off Max Scherzer, September 10 at Detroit...recorded his first career extra-base hit, a double off Scherzer in the seventh inning of that same game.
- Recorded his first career stolen base, September 11 at Detroit.
- Went 4-for-4 with two doubles, one triple and three runs scored, September 16 vs. Cleveland.
- Recorded his first career rbi with a ground out, September 18 vs. Cleveland.
- His six doubles in September were tied for fourth-most in club history for rookies during the month.
- Ranked third in the Twins organization in doubles with 35, between New Britain and Minnesota...ranked fifth in total bases (226) and tied for fifth in walks (61).
- Named as an outfielder on minorleaguebaseball.com's 2011 Twins organizational All-Star team.
- Ranked second-best prospect and Best Athlete in the Twins minor league system by *Baseball America*, entering the 2012 season.

2010: Began the season with Double-A New Britain where he batted just .219 (23-for-105) in 33 games, before being transferred to Single-A Ft. Myers, May 17...named Twins Player of the Week, May 21 after batting .324 with three doubles, three home runs, six rbi, seven runs scored and four walks in seven games...transferred back to Double-A New Britain, June 16...named Twins Player of the Month in June after batting .312 (29-for-93) with 10 doubles, five home runs, 14 rbi and 18 runs scored in 23 games between Ft. Myers and New Britain...two-homer game, July 9 at Portland...led the Twins organization in home runs with 27, next was Jim Thome with 25...ranked seventh amongst all Double-A players in homers...finished in a tie for fourth in the Eastern League with 23 home runs and became first Rock Cat since 2005 with 20-plus homers in a season...his .527 slugging percentage also ranked fourth in the EL...was honored with the Sherry Robertson Award as the Twins Minor League Player of the Year, an award given to outfielder Ben Revere the previous two seasons...played in the Arizona Fall League, batting .236 (13-for-55) with six doubles, one home run and five rbi in 17 games with Peoria Saguaros...was ranked the fourth-best prospect and best athlete in the Twins organization by *Baseball America*, entering the 2011 season...named to minorleaguebaseball.com's 2010 Twins organizational All-Star team.

2009: Began the season with Single-A Ft. Myers...went 3-for-5 with two home runs and four rbi, May 5 at Sarasota...placed on the disabled list with a right hand fracture, May 12...reinstated from disabled list after two rehab games with the GCL Twins, July 8...finished second on the Miracle in on-base percentage and tied for second in home runs...hit .400 (30-for-75) vs. left-handed pitching.

2008: Spent the season with Single-A Beloit...hit safely in 10 straight games, May 10-20...played in his final game, June 26 and was placed on the disabled list with stress fracture in back, June 27-August 25.

2007: Spent the season with Single-A Beloit...led the club in walks, stolen bases and on-base percentage...was ranked the second-best prospect and best athlete in the Twins organization by *Baseball America*, entering the 2008 season.

2006: Spent his first professional season with the GCL Twins and Single-A Beloit...led the GCL Twins and was second in the Gulf Coast League in extra-base hits (21)...led the club in games, at-bats, triples, was second in hits, runs scored, doubles, and home runs and third in rbi...transferred to Single-A Beloit, August 20 and played in eight games for the Snappers...ranked the 20th-best prospect in the GCL by *Baseball America*...was ranked the eighth-best prospect and best athlete in the Twins organization by *Baseball America*, entering the 2007 season.

PROFESSIONAL: Signed by scout Bill Milos.

2011		BENSON'S GAME HIGHS				CAREER			
Hits: 4, 9/16 vs. Cle.	HR: --	Hits: 4, 9/16/11 vs. Cle.				HR: --			
RBI: 1, 2x, last 9/21 vs. Sea.	Grand Slams: --	RBI: 1, 2x, last 9/21/11 vs. Sea.				Grand Slams: --			
Hit-Streak: 3, 9/21-23	SB: 1, 2x, last 9/18 vs. Cle.	Hit-Streak: 3, 9/21-23/11				SB: 1, 2x, last 9/18/11 vs. Cle.			

BENSON'S PLAYING RECORD

YEAR	CLUB	AVG	G	AB	R	H	2B	3B	HR	RBI	SH	SF	HB	BB	SO	SB	CS	E	OBP
2006	GCL Twins	.260	52	196	30	51	11	5	5	28	0	2	2	21	41	9	10	5	.335
	Beloit	.263	8	19	2	5	0	0	0	1	0	0	0	6	1	0	0	.263	
2007	Beloit	.255	122	432	73	110	18	8	5	38	6	5	15	49	124	18	16	6	.347
2008	Beloit	.248	69	254	39	63	16	3	4	27	2	3	7	24	73	17	11	3	.326
2009	GCL Twins	.200	2	5	1	1	0	0	0	0	0	0	0	2	0	1	1	0	.429
	Ft. Myers	.285	80	263	46	75	10	3	5	29	3	2	13	46	74	7	7	4	.414
2010	Ft. Myers	.294	21	85	16	25	11	1	4	13	0	0	3	8	21	5	0	1	.375
	New Britain	.251	102	374	65	94	20	7	23	49	0	1	9	39	115	14	9	5	.336
2011	GCL Twins	.222	3	9	2	2	1	0	0	0	0	0	2	2	2	1	1	0	.364
	New Britain	.285	111	400	69	114	28	4	16	67	0	3	13	56	109	13	9	2	.388
	MINNESOTA	.239	21	71	3	17	6	1	0	2	0	0	0	3	21	2	2	2	.270
Minor League Totals		.265	570	2037	343	540	115	31	62	252	11	16	62	247	565	93	64	26	.359
Major League Totals		.239	21	71	3	17	6	1	0	2	0	0	0	3	21	2	2	2	.270

BENSON'S FIELDING RECORD

POSITION	PCT	G	PO	A	E	TC	DP	PB
Outfield	.957	21	44	0	2	46	0	—

BASEBALL AMERICA'S TOP 10 PROSPECTS

TWINS TOP 10 PROSPECTS FROM 2003-2012

2003

1. Joe Mauer, C
2. Justin Morneau, IF
3. Michael Cuddyer, OF
4. Michael Restovich, OF
5. Denard Span, OF
6. Scott Tyler, RHP
7. J.D. Durbin, RHP
8. Jason Kubel, OF
9. Lew Ford, OF
10. Adam Johnson, RHP

2004

1. Joe Mauer, C
2. Justin Morneau, IF
3. Matt Moses, IF
4. J.D. Durbin, RHP
5. Jesse Crain, RHP
6. Jason Bartlett, SS
7. Denard Span, OF
8. Jason Kubel, OF
9. Grant Balfour, RHP
10. Michael Restovich, OF

2005

1. Joe Mauer, C
2. Jason Kubel, OF
3. Jesse Crain, RHP
4. J.D. Durbin, RHP
5. Francisco Liriano, LHP
6. Kyle Waldrop, RHP
7. Anthony Swarzak, RHP
8. Matt Moses, IF
9. Jason Bartlett, SS
10. Scott Baker, RHP

2006

1. Francisco Liriano, LHP
2. Jason Kubel, OF
3. Matt Moses, IF
4. Glen Perkins, LHP
5. Anthony Swarzak, RHP
6. Denard Span, OF
7. Matt Garza, RHP
8. Jay Rainville, RHP
9. Trevor Plouffe, IF
10. Kyle Waldrop, RHP

2007

1. Matt Garza, RHP
2. Glen Perkins, LHP
3. Kevin Slowey, RHP
4. Chris Parmelee, OF
5. Anthony Swarzak, RHP
6. Pat Neshek, RHP
7. Alexi Casilla, IF
8. Joe Benson, OF
9. Paul Kelly, IF
10. J.D. Durbin, RHP

2008

1. Nick Blackburn, RHP
2. Joe Benson, OF
3. Wilson Ramos, C
4. Tyler Robertson, LHP
5. Anthony Swarzak, RHP
6. Ben Revere, OF
7. Jason Pridie, OF
8. Brian Duensing, LHP
9. Jeff Manship, RHP
10. Trevor Plouffe, IF

2009

1. Aaron Hicks, OF
2. Ben Revere, OF
3. Wilson Ramos, C
4. Jose Mijares, LHP
5. Danny Valencia, IF
6. Anthony Swarzak, RHP
7. Shooter Hunt, RHP
8. Kevin Mulvey, RHP
9. Carlos Gutierrez, RHP
10. Angel Morales, OF

2010

1. Aaron Hicks, OF
2. Wilson Ramos, C
3. Kyle Gibson, RHP
4. Miguel Sano, IF
5. Ben Revere, OF
6. Danny Valencia, IF
7. Carlos Gutierrez, RHP
8. Angel Morales, OF
9. David Bromberg, RHP
10. Max Kepler, OF

2011

1. Kyle Gibson, RHP
2. Aaron Hicks, OF
3. Miguel Sano, IF
4. Joe Benson, OF
5. Ben Revere, OF
6. Liam Hendriks, RHP
7. Alex Wimmers, RHP
8. Adrian Salcedo, RHP
9. Oswaldo Arcia, OF
10. Carlos Gutierrez, RHP

2012

1. Miguel Sano, IF
2. Joe Benson, OF
3. Eddie Rosario, 2B/OF
4. Aaron Hicks, OF
5. Oswaldo Arcia, OF
6. Levi Michael, IF
7. Liam Hendriks, RHP
8. Kyle Gibson, RHP
9. Chris Parmelee, 1B/OF
10. Brian Dozier, IF

BOLD indicates played at Major League level



NICK BLACKBURN

53

RIGHT-HANDED PITCHER

HEIGHT/WEIGHT: 6-4/238

BORN: 2/24/82 in Ada, OK

RESIDES: Washington, OK

ACQUIRED: 29th round, 2001 First-Year Player Draft

M.L. SERVICE: 4 years, 17 days

CONTRACT STATUS: Signed thru 2013

BATS/THROWS: R/R
OPENING DAY AGE: 30

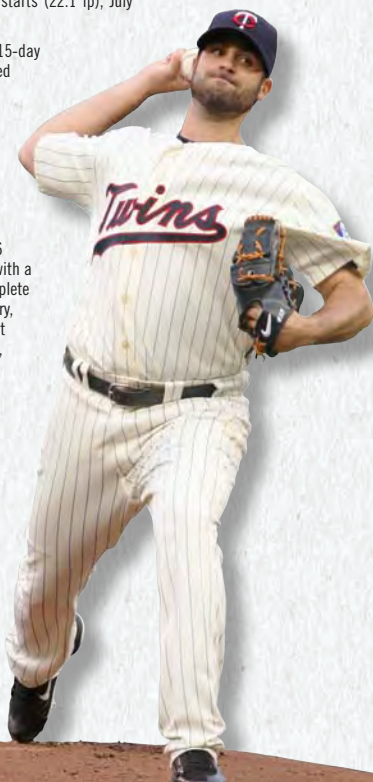


PERSONAL: Robert Nicholas Blackburn...wife Alicia (Powell)...daughter Payton (8/13/10) and son Easton (12/20/11)...2000 graduate of Del City (OK) High School...2002 graduate of Seminole State Junior College.

2011:

- Opened the season as the Twins number three starter...made his first start, allowing two runs (one earned) on six hits in 5.2 innings with one walk and two strikeouts while earning the win, April 3 at Toronto.
- Surpassed 600.0 career innings pitched, May 4 at Chicago (AL).
- Lost four straight decisions, April 9-28 but went on to win five consecutive decisions, tying his career-high for a win-streak, May 4-June 16.
- Did not allow two-or-more earned runs in five consecutive starts, posting an ERA of 1.72 (36.2 ip, 7 er), May 4-24.
- Made his 100th career start and did not factor into the decision, allowing three runs (two earned) on five hits in 7.2 innings, May 14 vs. Toronto...also set a career-high with eight strikeouts in that start.
- Pitched his fifth career complete game, allowing two runs on seven hits with no walks and six strikeouts, May 24 vs. Seattle...set a career-high, throwing 127 pitches...recorded his 300th career strikeout in that start, fanning Miguel Olivo in the second inning.
- Went 3-0, 2.53 (42.2 ip, 12 er) in six starts in May...his 42.2 innings pitched ranked fifth in the AL and 10th in baseball.
- Left his start after 5.0 innings pitched, June 4 at Kansas City with back stiffness.
- Set a career-high with five walks, July 30 at Oakland...set a new career-high with six walks in his next start, August 5 vs. Chicago (AL).
- Lost his final four decisions, July 25-August 16...walked 19 batters in his final five starts (22.1 ip), July 30-August 21.
- Made his final start, tossing 1.1 innings, August 21 vs. New York (AL)...placed on the 15-day disabled list with a right lateral forearm strain, August 22...transferred to 60-day disabled list, September 5.
- Went 4-2, 3.86 (53.2 ip, 23 er) in nine starts against the AL Central...three of his seven wins on the season came against Chicago (AL).
- Was diagnosed with Radial Tunnel Syndrome and had surgery to decompress the radial nerve in his right forearm, September 30.
- Reinstated from the 60-day disabled list, October 14.

2010: Started the season as the Twins' number two starter and made his first start, April 6 at Los Angeles (AL), earning the win while allowing three runs on eight hits in 6.2 innings with a career-high four walks...pitched the first complete game at Target Field (fourth career complete game), allowing three runs on 11 hits with one walk and two strikeouts and earning the victory, May 4 vs. Detroit...led the Twins to their first shutout at Target Field, as he pitched 7.0 shutout innings, allowing four hits, as the Twins beat Baltimore 6-0, May 9...went 5-0, 2.65 (37.1 ip, 11 er) in five May starts, going 7.0-plus in each start and was one of four pitchers in baseball with five wins and no losses in the month...the five-game win-streak marked a career-high...snapped a streak of 101.2 consecutive innings pitched without allowing a stolen base, June 18 at Philadelphia when Shane Victorino stole the first base off Blackburn since Rajai Davis, September 11, 2009 vs. Oakland...allowed a season-high four home runs (most by a Twins starter in 2010), July 10 at Detroit...made one relief appearance (July 25 at Baltimore), before being optioned to Triple-A Rochester, July 30...posted a 2.49 ERA (21.2 ip, 6 er) in four starts with the Red Wings...recalled August 22, replacing Kevin Slowey in the rotation (strained triceps)...made first start back with the club, August 23 vs. Texas, allowing three runs on eight hits in 7.0 innings with no walks and five strikeouts but suffered the loss as the Twins were shut out...tossed 8.2 scoreless innings, earning the win as he allowed two hits, two walks and set a season-high with six strikeouts, August 28 at Seattle, retiring 21 consecutive batters in the game - the longest stretch for a Twins pitcher since July 12-20, 2008 when Scott Baker retired 25 straight...pitched in his 100th career game, making the start on October 3 vs. Toronto, the final regular season game for the Twins.



2009: Made Twins Opening Day roster for the second consecutive season, opening as the team's number two starter...recorded first win, allowing just one run on six hits in 7.0 innings, April 24 at Cleveland...pitched 7.0 shutout innings, May 10 vs. Seattle (ND) and again on May 21 at Chicago (AL), allowing just four hits (win)...pitched 7.0-or-more innings in four consecutive starts, posting an ERA of 1.57 (28.2 ip, 5 er), May 10-26...won four consecutive starts, May 21-June 18, including his first career complete game, allowing just one run on six hits, carrying a shutout into the ninth inning, June 18 vs. Pittsburgh...second consecutive complete game, June 24 at Milwaukee...became the first Twins pitcher to toss back-to-back complete games since Brad Radke in 1998...posted an ERA of 2.37 in five June starts...third career complete game, July 5 vs. Detroit...finished the first-half with a record of 8-4, 3.06 (123.1 ip, 42 er) in 18 starts...led club in innings pitched (205.2), tied for lead in starts (33) and was second in wins (11)...pitched 6.0-plus innings in 25 of his 33 starts and 7.0-plus innings in 17 starts...21 of his 33 starts were quality starts...his 1.79 walks-per-9.0 innings pitched ratio was third in the American League, behind Roy Halladay (1.32) and teammate Carl Pavano (1.76)...started game 2 of the ALDS, October 9 at New York (AL), allowing one run on three hits in 5.2 innings (ND).

2008: Made the Twins Opening Day roster for the first time in his career...made his first Major League start, allowing just one run on five hits in 7.0 innings with one walk and six strikeouts, but suffered the loss in Twins 1-0 defeat, April 2 vs. Los Angeles (AL)...earned his first career win after tossing 7.2 shutout innings, April 19 vs. Cleveland...tossed 6.0-plus innings in eight consecutive starts, April 19-May 27...singled off Ubaldo Jimenez for first career hit, May 16 at Colorado...threw a season-high 8.1 innings, May 27 at Kansas City...was struck in face by a line drive off the bat of Bobby Abreu, suffering a bruised nose and upper lip, June 1 vs. New York (AL)...earned his 10th win of the season, September 9 vs. Kansas City...started the tie-breaking 163rd game of the season, September 30 at Chicago (AL) to decide the American League Central Division champion...he issued three walks and struck out three batters but allowed a Jim Thome solo home run in the seventh inning which ended up being the difference in the 1-0 White Sox win...became just the 12th Twins rookie, second in 2008 (Glen Perkins), to record 10-or-more wins in his rookie season...became the third Twins rookie pitcher in club history to lead his staff in innings pitched (193.1) and starts (33) and first since Brad Radke did it in 1995 (28 starts and 181.0 ip), with the other being Roger Erickson in 1978 (37 starts & 265.2 ip)...recorded 19 quality starts...tossed 6.0-plus innings in 21 of his 33 starts...second in the Majors in ground ball double plays induced (31) and led the Majors in GDP-per-nine innings (1.44)...finished fourth on the Twins All-Time list for innings pitched by a rookie, was fourth in starts and tied for 10th in wins with Bert Blyleven (1970) and Tony Fiore (2002)...led all Major League rookies in innings pitched and starts, fourth in wins, fifth in ERA and 11th in strikeouts.

2007: Began season at Double-A New Britain...made eight appearances (seven starts) before being promoted to Triple-A Rochester, May 17...had 44.0-inning scoreless streak, May 29-July 3...had seven-game win-streak, June 3-August 13...tossed back-to-back complete game shutouts, June 8 at Indianapolis and June 14 vs. Louisville...was named the Twins' Minor League Pitcher of the Month in June after going 5-0, 0.00 (39.0 ip)...disabled with strained right forearm, July 16-August 1...named to the Triple-A All-Star team...contract selected and made Major League debut in relief, September 3 vs. Cleveland...participated in the Arizona Fall League and was named the AFL Pitcher of the Week, November 5...finished with a 4-0 record and a 1.64 ERA (22.0 ip, 4 er) in six starts for the Phoenix Desert Dogs...his three complete games, tied him for second in all of the minor leagues while his two shutouts also tied him for second...ranked as the Twins' top prospect by *Baseball America* heading into the 2008 season...ranked Best Fastball and Best Control in the Twins system by *Baseball America*.

2006: Spent entire season at Double-A New Britain...season-high three-game win-streak, going 3-0, 3.12 (26.0 ip, 9 er) in four starts, May 2-20...tied for club lead in complete games, second in innings pitched and tied for second in wins...tossed five-hit shutout, August 30 vs. Reading.

2005: Began season at Single-A Ft. Myers...tossed complete game, June 24 at Clearwater...named Florida State League All-Star...promoted to Double-A New Britain, July 7...tossed two complete games, July 22 at Norfolk (win) and August 2 at Portland (loss)...promoted to Triple-A Rochester, August 6...made three starts for the Red Wings before being transferred to New Britain, August 20...was seventh among all minor leaguers with three complete games.

2004: Began season at Single-A Quad Cities...disabled with sprained right ankle, May 4-11...Twins' Minor League Player of the Week, July 3-9...promoted to Single-A Ft. Myers, July 21...named Twins' Minor League Pitcher of the Month for July...named Florida State League Pitcher of the Week, July 25-August 1.

2003: Spent entire season at Single-A Quad Cities.

2002: Led club in games started, was second in innings pitched and third in strikeouts.

PROFESSIONAL: Signed by scout Gregg Miller.

AMERICAN LEAGUE LEADERS	
MOST GROUND INTO DOUBLE PLAYS SINCE 2008 (minimum of 700.0 innings pitched)	
1. Mark Buehrle.....	100
2. Felix Hernandez.....	98
3. CC Sabathia.....	81
4. Nick Blackburn.....	80
Gavin Floyd.....	80
Jon Lester.....	80

AMERICAN LEAGUE LEADERS		
RIGHT-HANDED PITCHING RANKS SINCE 2008		
STARTS	QUALITY STARTS	INNINGS PITCHED
1. Justin Verlander..... 135	1. Felix Hernandez..... 100	1. Felix Hernandez..... 922.2
2. A.J. Burnett..... 132	2. Jered Weaver..... 89	2. Justin Verlander..... 916.1
Felix Hernandez	3. Justin Verlander..... 85	3. James Shields..... 887.1
James Shields	4. James Shields..... 81	4. Jered Weaver..... 847.2
5. Jered Weaver..... 130	5. Ervin Santana..... 75	5. Ervin Santana..... 810.0
6. Jeremy Guthrie..... 127	6. Gavin Floyd..... 72	6. Jeremy Guthrie..... 808.0
7. Gavin Floyd..... 124	7. Zack Greinke..... 70	7. A.J. Burnett..... 805.1
8. Ervin Santana..... 121	Jeremy Guthrie	8. Gavin Floyd..... 780.1
9. Nick Blackburn..... 118	9. Nick Blackburn..... 66	9. John Lackey..... 714.2
10. John Lackey..... 112	Josh Beckett	10. Nick Blackburn..... 708.1

2011

BLACKBURN'S GAME HIGHS

CAREER

IP: 9.0, 5/24 vs. Sea.

Walks: 6, 8/5 vs. CWS.

IP: 9.0, 4x, last 5/24/11 vs. Sea. Walks: 6, 8/5/11 vs. CWS.

SO: 8, 5/14 vs. Tor.

CG: 1, 5/24 vs. Sea.

SO: 8, 5/14/11 vs. Tor.

CG: 5, last 5/24/11 vs. Sea.

Win-Streak: 5, 5/4-6/16

Low-Hit: 7, 5/24 vs. Sea.

Win-Streak: 5, 2x, last 5/4-6/16/11 Low-Hit: 6, 6/18/09 vs. Pit.

BLACKBURN'S PITCHING RECORD

YEAR	CLUB	W-L	ERA	G	GS	CG	SH	SV	IP	H	R	ER	HR	HB	BB	SO	WP	BK	BAA
2002	Elizabethhton	3- 3	5.00	13	13	0	0	0	66.2	70	41	37	6	2	21	62	1	0	.261
2003	Quad Cities	2- 9	4.86	16	10	2	1	1	76.0	78	44	41	13	4	18	40	5	0	.268
2004	Quad Cities	6- 4	2.77	20	13	1	1	1	84.1	69	37	26	3	2	23	66	2	1	.223
	Ft. Myers	3- 3	6.27	9	7	0	0	0	37.1	51	30	26	7	2	7	21	1	0	.327
2005	Ft. Myers	7- 5	3.36	15	15	1	0	0	93.2	95	43	35	5	5	16	55	1	0	.265
	New Britain	2- 4	1.84	7	7	2	1	0	49.0	35	16	10	1	2	10	27	1	0	.206
	Rochester	0- 0	5.14	3	3	0	0	0	14.0	20	11	8	2	0	3	7	0	0	.328
2006	New Britain	7- 8	4.42	30	19	2	1	0	132.1	141	72	65	11	8	37	81	6	0	.275
2007	New Britain	3- 1	3.08	8	7	0	0	0	38.0	36	21	13	1	1	7	18	1	0	.240
	Rochester	7- 3	2.11	17	17	3	2	0	110.2	96	32	26	7	2	12	57	3	0	.232
	MINNESOTA	0- 2	7.71	6	0	0	0	0	11.2	19	12	10	2	0	2	8	0	0	.365
2008	MINNESOTA	11-11	4.05	33	33	0	0	0	193.1	224	102	87	23	7	39	96	2	0	.292
2009	MINNESOTA	11-11	4.03	33	33	3	0	0	205.2	240	103	92	25	3	41	98	2	0	.290
2010	MINNESOTA	10-12	5.42	28	26	1	0	0	161.0	194	101	97	25	4	40	68	3	1	.302
	Rochester	1- 0	2.49	4	4	0	0	0	21.2	19	7	6	2	0	6	13	2	0	.229
2011	MINNESOTA	7-10	4.49	26	26	1	0	0	148.1	183	91	74	19	4	54	76	5	0	.305
Minor League Totals		41-40	3.64	142	115	11	6	2	723.2	710	354	293	58	28	160	447	23	1	.256
Major League Totals		39-46	4.50	126	118	5	0	0	720.0	860	409	360	94	18	176	346	12	1	.297

BLACKBURN'S FIELDING RECORD

POSITION	PCT	G	PO	A	E	TC	DP	PB
Pitcher	.970	126	60	100	5	165	12	—

BLACKBURN'S BATTING RECORD

BATTING	AVG	AB	R	H	2B	3B	HR	RBI	SH	SF	HB	BB	SO	SB	CS	OBP
Career	.100	10	0	1	0	0	0	0	0	0	0	0	2	0	0	.100

BLACKBURN'S DIVISION SERIES RECORD

YEAR	OPPONENT	W-L	ERA	G	GS	CG	SH	SV	IP	H	R	ER	HR	HB	BB	SO	WP	BK	BAA
2009	New York (AL)	0- 0	1.59	1	1	0	0	0	5.2	3	1	1	0	0	2	3	0	0	.150
2010	New York (AL)	DID NOT PITCH																	
Division Series Totals		0- 0	1.59	1	1	0	0	0	5.2	3	1	1	0	0	2	3	0	0	.150

HOW TO FIGURE...

BATTING AVERAGE: Divide the number of safe hits by the total number of at-bats (at-bats do not include walks, sacrifices, hit-by-pitch or times awarded first on obstruction or interference).

SLUGGING PERCENTAGE: Divide the total bases of all safe hits by the total number of at-bats.

ON-BASE PERCENTAGE: Add the total number of hits, walks and hit-by-pitch and divide by the total of at-bats, walks, hit-by-pitches and sacrifice flies.

EARNED-RUN AVERAGE: Multiply the total number of earned runs by 9, then divide the result by the number of innings pitched.

FIELDING AVERAGE: Divide the total putouts and assists by the total of putouts, assists and errors (total chances).

CONSECUTIVE HITTING STREAKS: A consecutive hitting streak shall not be terminated if the plate appearance results in a base on balls, hit batsman, defensive interference or a sacrifice bunt. A sacrifice fly shall terminate the streak.

WON-LOST PERCENTAGE: Divide the number of games won by the total number of games played.



JASON BULGER

RIGHT-HANDED PITCHER

50

HEIGHT/WEIGHT: 6-4/215
BORN: 12/6/78 in Lawrenceville, GA
RESIDES: Chandler, AZ

BATS/THROWS: R/R
OPENING DAY AGE: 33

ACQUIRED: Signed as free agent, 11/18/11
M.L. SERVICE: 2 years, 159 days
CONTRACT STATUS: Signed thru 2012

NON-ROSTER INVITE

PERSONAL: Jason Patrick Bulger...1997 graduate of Brookwood (GA) High School...attended Valdosta (GA) State University...he and brothers Kevin and Brian were each selected in 2001 First-Year Player Draft, the first time three brothers have been selected in same draft: shortstop Kevin (43rd round) and right-handed pitcher Brian (49th round) were both chosen by San Francisco, but neither signed...Brian signed after selection by Tampa Bay in 25th round of 2002 draft.

2011:

- Made the Angels Opening Day roster for the fourth consecutive season...appeared in five games, posting a 0.96 ERA (9.1 ip, 1 er) with opponents batting .182 (6-for-33) before being designated for assignment, April 27.
- Was outrighted to Triple-A Salt Lake, May 6 and spent the remainder of the season with the Bees.
- Placed on the 7-day disabled list with right shoulder fatigue, July 3...reinstated July 16.
- Held left-handed batters to a .182 (10-for-55) batting average while right-handers batted .263 (21-for-80) while at Salt Lake.
- Struck out 49 batters in 38.0 innings for the Bees, posting a 11.61 strikeouts-per-9.0 innings ratio.

2010: Made third consecutive Opening Day roster with Angels...placed on the 15-day disabled list with a right shoulder strain, June 11...pitched in 11 games on rehab assignment with Single-A Rancho Cucamonga and Triple-A Salt Lake...reinstated after missing 69 games, August 30...20 of his 25 outings were scoreless...recorded 25 strikeouts in 24.0 innings on the season.

2009: Made the Angels Opening Day roster for the second consecutive year...limited left-handed batters to a .196 (21-for-107) batting average and all opponents to a .207 average...posted a 2.48 ERA (58.0 ip, 16 er) in 56 games after May 1 (fifth-best ERA among AL relievers in that span)...earned first Major League victory since 2005 with 1.0 scoreless inning, May 14 vs. Boston...picked up first career save with 1.0 scoreless inning, July 28 vs. Cleveland...recorded five strikeouts, marking the most for an Angels reliever in 2009, August 16 at Baltimore...allowed all three grand slams hit against the Angels in 2009: Ichiro Suzuki (SEA), Jason Kubel (MIN) & Clete Thomas (DET)...recorded 10 consecutive scoreless relief appearances (8.0 ip), August 23-September 23...appeared in four postseason games...his 64 appearances ranked second-most All-Time for an Angels rookie and his 9.3 strikeouts-per-nine innings ranked third-most.

2008: Split the season between Triple-A Salt Lake and Los Angeles, spending four stints with the Angels...made the Angels Opening Day roster for the first time in his career...at Salt Lake, he went 4-0, 0.63 ERA (43.0 ip, 3 er) with 16 saves (third-most in league) in 37 relief outings...did not allow a home run and opponents hit just .169...suffered only one blown save in 17 chances...honored by minorleaguebaseball.com as Triple-A Reliever of the Year...also named to Pacific Coast League post-season All-Star Team and selected to play in the Triple-A All-Star Game...recalled, September 6...went 0-0 with 7.31 ERA (16.0 ip, 13 er) in 14 Major League appearances...struck out five batters in 3.0 innings, September 6 at Chicago (AL)...five strikeouts marked the most by an Angel reliever in 2008.

2007: Started the season with Triple-A Salt Lake...ranked first in the Pacific Coast League with 13.84 strikeouts-per-nine innings...tied for club lead in games and was second in saves...struck out season-high five batters, May 8 vs. Memphis (2.0 ip)...Posted 1.93 ERA (23.1 ip, 5 er) in 22 road games for the Bees...had contract selected by Angels, September 1...struck out the side in ninth inning, September 12 at Baltimore...posted a 2.84 ERA (6.1 ip, 2 er) in six games with Angels...was reacquired by the Angels and signed as a minor league free agent, January 19, 2007.

2006: Started the season with Triple-A Salt Lake after being acquired by the Angels in exchange for infielder Alberto Callaspo, March 1...did not allow a home run in 27 appearances (34.1 ip) for the Bees...placed on the 7-day disabled list with right rotator cuff strain, June 14-August 7...recalled May 20...appeared in two games before being optioned to Salt Lake, May 22...placed on the disabled list again with same injury, August 22 through the remainder of the season.

2005: Started the season with Triple-A Tucson and struck out 55 batters in 56.0 innings pitched...ranked fifth in the PCL in games...recalled to Arizona, August 25...made his Major League debut, allowing three runs on four hits with four hits and one strikeout in 0.2 innings pitched, August 26 vs. Philadelphia...recorded first Major League win, striking out one in 1.0 inning, September 22 vs. Los Angeles (NL).

2004: Began season on disabled list recovering from Tommy John surgery...split season between Single-A Lancaster and Double-A El Paso...went 0-1 with 11 saves (third-most in California League) and a 1.52 ERA (23.2 ip, 4 er) in 21 games with Lancaster...allowed 14 hits and struck out 31...finished 0-3 with eight saves and a 3.91 ERA (25.1 ip, 11 er) in 24 games with El Paso...did not allow a home run in 25.1 innings and struck out 26 batters...led Diamondbacks organization with 19 saves...pitched in 13 games for Scottsdale Scorpions of Arizona Fall League.

2003: Spent season at Single-A Lancaster...made just four starts, posting 2-1 record and 6.75 ERA (17.1 ip, 13 er)...placed on disabled list with right elbow strain, May 3...underwent Tommy John surgery, performed by Dr. Michael Lee, May 28.

2002: Started the season with Single-A South Bend...made professional debut pitching 6.0 scoreless inning, with three hits allowed and six strikeouts, April 5 vs. Lansing...placed on the 7-day disabled list with right shoulder strain, May 4-31...transferred to Lancaster, August 22 and finished 1-1 with a 5.40 ERA (10.0 ip, 6 er) in two starts.

PROFESSIONAL: Arizona's first round pick (22nd overall) in the June 2001 First-Year Player Draft...signed by scout Mike Valarezo.

2011

BULGER'S GAME HIGHS

CAREER

IP: 2.2, 4/3 at K.C.

Walks: 4, 2x, last 4/9 vs. Tor.

IP: 3.0, 3x, last 9/26/08 vs. Tex.

Walks: 3, 3x, 4/26/08 vs. Cle.

SO: 2, 2x, last 4/9 vs. Tor.

CG: --

SO: 5, 5/16/09 vs. Bal.

CG: --

Win Streak: --

Low-Hit: --

Win Streak: 6, 5/14/09-8/16/09

Low-Hit: --

BULGER'S PITCHING RECORD

YEAR	CLUB	W-L	ERA	G	GS	CG	SH	SV	IP	H	R	ER	HR	HB	BB	SO	WP	BK	BAA
2002	South Bend	4- 9	4.94	20	20	1	0	0	94.2	111	65	52	5	7	39	84	14	0	.291
	Lancaster	1- 1	5.40	2	2	0	0	0	1.0	11	7	6	0	3	3	12	0	1	.289
2003	Lancaster	2- 1	6.75	4	4	0	0	0	17.2	23	13	13	3	0	5	20	0	0	.311
	Lancaster	0- 1	1.52	21	0	0	0	11	23.2	14	4	4	0	3	10	31	0	0	.165
2004	El Paso	0- 3	3.91	24	0	0	0	8	25.1	24	12	11	0	2	19	26	7	0	.240
	Tucson	3- 6	3.54	56	0	0	0	4	56.0	50	28	22	3	2	27	55	3	1	.244
2005	ARIZONA	1- 0	5.40	9	0	0	0	0	10.0	14	6	6	1	0	5	9	0	0	.333
	Salt Lake	2- 2	4.72	27	0	0	0	4	34.1	30	19	18	0	4	15	44	2	0	.233
2006	LOS ANGELES (AL)	0- 0	16.20	2	0	0	0	0	1.2	1	3	3	0	0	3	1	1	0	.167
	Salt Lake	5- 2	3.76	49	0	0	0	10	52.2	51	24	22	4	1	24	81	3	1	.249
2007	LOS ANGELES (AL)	0- 0	2.84	6	0	0	0	0	6.1	5	2	2	0	0	2	8	1	0	.227
	Salt Lake	4- 0	0.63	37	0	0	0	16	43.0	25	3	3	0	1	22	75	5	0	.169
2008	LOS ANGELES (AL)	0- 0	7.31	14	0	0	0	0	16.0	15	13	13	3	2	9	20	0	0	.242
	LOS ANGELES (AL)	6- 1	3.56	64	0	0	0	1	65.2	46	26	26	7	1	30	68	5	0	.207
2009	LOS ANGELES (AL)	0- 0	4.88	25	0	0	0	0	24.0	25	13	13	3	2	15	25	1	0	.269
	Salt Lake	0- 0	0.96	10	0	0	0	0	9.1	3	1	1	0	2	9	12	0	0	.103
2010	Rancho Cucamonga	0- 0	27.00	1	0	0	0	0	0.2	2	2	2	0	0	0	1	0	0	.500
	Salt Lake	1- 0	4.03	35	0	0	0	1	38.0	31	17	17	7	1	17	49	1	0	.230
2011	Salt Lake	1- 0	0.96	5	0	0	0	0	9.1	6	4	1	2	0	10	7	0	0	.182
	LOS ANGELES (AL)	0- 1	0.96	5	0	0	0	0	9.1	6	4	1	2	0	10	7	0	0	.182
Minor League Totals		22-25	3.80	286	26	1	0	54	405.0	376	195	171	22	26	190	490	35	3	.245
Major League Totals		7- 2	4.33	125	0	0	0	1	133.0	1112	68	64	16	5	75	138	8	0	.233

BULGER'S FIELDING RECORD

POSITION	PCT	G	PO	A	E	TC	DP	PB
Pitcher	.929	125	13	13	2	28	2	—

BULGER'S DIVISION SERIES RECORD

YEAR	OPPONENT	W-L	ERA	G	GS	CG	SH	SV	IP	H	R	ER	HR	HB	BB	SO	WP	BK	BAA
2009	Boston	0- 0	0.00	1	0	0	0	0	1.0	0	0	0	0	0	1	1	0	0	.000

BULGER'S LEAGUE CHAMPIONSHIP SERIES RECORD

YEAR	OPPONENT	W-L	ERA	G	GS	CG	SH	SV	IP	H	R	ER	HR	HB	BB	SO	WP	BK	BAA
2009	New York (AL)	0- 0	3.86	3	0	0	0	0	2.1	1	1	1	1	1	3	4	1	0	.125

TWINS ROOKIES USED

YEAR	ROOKIES	POS.	PITCHERS
2011:	15	8	7
2010:	11	6	5
2009:	10	2	8
2008:	14	7	7
2007:	15	8	7
2006:	11	4	7
2005:	11	5	6
2004:	13	8	5
2003:	12	8	4
2002:	12	7	5
2001:	14	7	7
2000:	16	9	7
1999:	15	8	7

TWINS LEADERS

GAMES PLAYED BY ROOKIES IN 2010

1. Ben Revere	106
2. Luke Hughes	86
3. Trevor Plouffe	76
4. Tsuyoshi Nishioka	66
5. Rene Tosoni	42
6. Jim Hoey	26
7. Brian Dinkelman	21
8. Joe Benson	20
Chris Parmelee	
10. Lester Oliveros	10
11. Scott Diamond	7
Kyle Waldrop	
13. Liam Hendriks	4
14. Eric Hacker	2
Anthony Slama	



ALEX BURNETT

RIGHT-HANDED PITCHER

31

HEIGHT/WEIGHT: 6-0/221

BORN: 7/26/87 in Anaheim, CA

RESIDES: Westminster, CA

ACQUIRED: 12th round, 2005 First-Year Player Draft

M.L. SERVICE: 1 year, 135 days

CONTRACT STATUS: Signed thru 2012

BATS/THROWS: R/R

OPENING DAY AGE: 24



PERSONAL: Alex James Burnett...2005 graduate of Ocean View (CA) High School in Huntington Beach.

2011:

- Started the season with Triple-A Rochester...made one relief appearance before being recalled by the Twins, April 9, when the Twins placed Kevin Slowey on the 15-day disabled list.
- Made three relief appearances with the Twins and was optioned back to Triple-A Rochester as the Twins recalled Jim Hoey, April 18.
- Made three appearances for the Red Wings and was recalled by Minnesota, April 29.
- Earned his first victory, tossing 1.0 scoreless inning of relief, May 28 vs. Los Angeles (AL).
- Did not allow a home run in his first 23 appearances (17.2 ip), until a Ryan Ludwick three-run home run, June 17 vs. San Diego.
- Earned his second victory of the season, tossing 1.0 scoreless inning of relief, June 19 vs. San Diego.
- Walked just one batter in 22 appearances (16.0 ip), May 14-July 5...posted an opponent batting average of .200 (11-for-55) in that span.
- Pitched in his 100th career game, September 4 at Los Angeles (AL).
- Set a single-season career-high with 48.0 innings pitched, September 7 vs. Chicago (AL), passing his 2010 total of 47.2 innings pitched.
- His 16.1 inherited-runners-scored percentage ranked seventh-lowest in the American League and 11th-lowest in baseball...he allowed 10 of his 62 inherited runners to score...his 62 inherited runners were the second-most in baseball (Mets' Tim Lincecum, 67) and most in the AL.
- His 16.1 inherited-runners-scored percentage marked the fourth-lowest All-Time for a Twins pitcher and lowest since 2006 (Dennys Reyes 13.3%)...it was the lowest All-Time for a Twins right-handed reliever.
- Ranked second on the Twins pitching staff in appearances with 66...was tied for 11th in the American League in appearances by a right-handed pitcher.

TWINS LEADERS

APPEARANCES SINCE 2010

1. Alex Burnett.....	107
2. Jose Mijares.....	105
3. Matt Capps.....	96
4. Glen Perkins.....	77

2010: Started the season on the Twins Opening Day roster for the first time in his career...made his Major League debut in relief, April 8 at Los Angeles (AL), pitching a perfect ninth inning, including his first Major League strikeout (Robb Quinlan)...optioned to Triple-A Rochester April 14, when the Twins selected Ron Mahay's contract...did not make an appearance for the Red Wings and was recalled to Minnesota, April 18, when Jose Mijares was placed in the disabled list...struck out four of ten batters faced in his third appearance, April 18 vs. Kansas City (2.2 scoreless innings pitched)...did not allow an earned run in 10 straight appearances (13.2 ip), allowing eight hits, with one walk and eight strikeouts, May 11-June 6...earned his first career victory, retiring the only batter he faced, June 5 at Oakland...posted a 3.12 ERA (8.2 ip, 3 er) in six April games and a 2.40 ERA (15.0 ip, 4 er) in 10 May games...optioned to Triple-A Rochester, July 19...made 14 relief appearances for the Red Wings on the season, going 0-2, 5.49 (19.2 ip, 12 er)...recalled and earned his second career win (1.1 ip), September 3, vs. Texas.

2009: Began season at Single-A Ft. Myers...recorded first win in relief, May 3 vs. Charlotte...did not allow a run in his final 10 appearances, giving up three hits and two walks during that span...led club in batting-average-against (.175)...posted an ERA of 1.99 (22.2 ip, 5 er) with 26 strikeouts before being transferred to Double-A New Britain, June 3...first save for the Rock Cats, July 1 at Portland...first win, July 10 vs. Binghamton...converted eight straight save opportunities, July 17 to the end of the season...combined to hold right-handers to a batting average of .150 (17-for-113) while left-handers hit .206 (33-for-160) at both levels...played in the Arizona Fall League with the Mesa Solar Sox, saving three games, while posting a 3.38 ERA (10.2 ip, 4 er) in 10 games.

2008: Spent entire season at Single-A Ft. Myers...pitched in 28 games (25 starts) for the Miracle...won his first game, April 23 at Tampa, starting a three-game win-streak which spanned to May 14...named Twins' Minor League Player of the Week, June 20-27...season-high of 10 strikeouts, August 21 at Lakeland...led the club in innings pitched.

2007: Spent entire season at Single-A Beloit...pitched a 6.0-inning complete game, May 28 at Quad Cities...went 2-1, 1.50 (30.0 ip, 5 er) in five starts in July...selected to the Midwest League All-Star Team...finished tied for third in Midwest League in innings pitched and was fifth in ERA...tied for first on the club in wins and was second in strikeouts...held left-handed batters to a .191 (46-for-241) batting average.

2006: Spent entire season at Rookie-level Elizabethton...did not allow a run in his first two starts (13.0 ip), allowing four hits while striking out six...tossed a 7.0-inning complete game shutout, June 29 at Bluefield...had season-high nine strikeouts, August 5 at Greenville...made 13 appearances for Elizabethton, all starts...was the Twins short season leader in strikeouts with 71.

2005: Made his first professional appearance, June 27 vs. GCL Red Sox...made first professional start, July 15 at GCL Reds, tossing 3.0 innings, allowing two runs on four hits...recorded first professional win, July 21 at GCL Pirates, allowing four runs (three earned) on eight hits in 5.2 innings...went 4-1 in his final seven starts.

PROFESSIONAL: Signed by scout John Leavitt.

2012 PLAYERS

2011

BURNETT'S GAME HIGHS

CAREER

IP: 2.0, 8/23 vs. Bal.

Walks: 2, 2x, last 5/10 vs. Det.

IP: 3.1, 7/9/10 at Det.

Walks: 4, 5/1/10 at Cle.

SO: 3, 7/22 vs. Det.

CG: - -

SO: 4, 4/18/10 vs. K.C.

CG: - -

Win-Streak: 1, 2x, last 6/19

Low-Hit: - -

Win-Streak: 1, 4x, last 6/19/11

Low-Hit: - -

BURNETT'S PITCHING RECORD

YEAR	CLUB	W-L	ERA	G	GS	CG	SH	SV	IP	H	R	ER	HR	HB	BB	SO	WP	BK	BAA
2005	GCL Twins	4- 2	4.10	13	8	0	0	0	48.1	50	25	22	6	7	14	33	1	0	.267
2006	Elizabethton	4- 3	4.04	13	13	1	1	0	71.1	66	41	32	6	6	13	71	1	1	.242
2007	Beloit	9- 8	3.02	27	27	1	0	0	155.0	140	60	52	9	10	38	117	6	1	.239
2008	Ft. Myers	8- 6	3.76	28	25	0	0	0	143.2	151	72	60	12	5	36	84	7	0	.269
2009	Ft. Myers	2- 1	1.99	18	0	0	0	4	22.2	14	6	5	0	1	7	26	0	0	.175
	New Britain	1- 2	1.79	40	0	0	0	9	55.1	36	14	11	2	3	19	52	1	0	.187
2010	Rochester	0- 2	5.49	14	0	0	0	2	19.2	26	12	12	1	0	8	18	2	0	.329
	MINNESOTA	2- 2	5.29	41	0	0	0	0	47.2	52	28	28	6	2	23	37	2	2	.287
2011	Rochester	0- 0	7.36	4	0	0	0	1	3.2	5	3	3	1	0	1	3	0	0	.333
	MINNESOTA	2- 5	5.51	66	0	0	0	0	50.2	50	32	31	4	8	21	33	2	0	.263
Minor League Totals		28-24	3.41	157	73	2	1	16	519.2	488	233	197	37	32	136	404	18	2	.247
Major League Totals		4- 7	5.40	107	0	0	0	0	98.1	102	60	59	10	10	44	70	4	2	.275

BURNETT'S FIELDING RECORD

POSITION	PCT	G	PO	A	E	TC	DP	PB
Pitcher	.882	107	4	11	2	17	0	—

TWINS PITCHERS IN THEIR MAJOR LEAGUE DEBUT

PLAYER	CLUB	DATE	OPP	DEC	IP	H	R	ER	HR	BB	SO
Scott Baker	MIN	5/7/05	at TB	ND	1.0	1	0	0	0	0	0
Nick Blackburn	MIN	9/3/07	CLE	ND	1.0	1	0	0	0	0	0
Jason Bulger	ARI	8/26/05	PHI	ND	0.2	4	3	3	0	0	1
Alex Burnett	MIN	4/8/10	at LAA	ND	1.0	0	0	0	0	0	1
Jared Burton	CIN	4/4/07	CHC	ND	0.1	0	0	0	0	3	0
Matt Capps	PIT	9/16/05	CIN	ND	1.0	2	1	1	0	0	2
Samuel Deduno	COL	8/27/10	LAD	ND	0.1	1	0	0	0	0	0
Scott Diamond	MIN	7/18/11*	CLE	L	6.1	7	4	3	1	2	1
Brian Duensing	MIN	4/10/09	at CWS	ND	3.0	2	2	2	1	0	1
Phil Dumatrai	CIN	8/2/07	at WAS	L	3.1	8	6	6	0	3	3
Casey Fien	DET	7/26/09	CWS	ND	2.1	0	0	0	0	1	2
Jeff Gray	OAK	9/8/08	at DET	ND	1.0	1	1	1	1	1	2
Liam Hendriks	MIN	9/6/11*	CWS	L	7.0	4	3	3	1	3	4
Francisco Liriano	MIN	9/5/05	TEX	ND	1.0	1	1	1	1	0	2
Matt Maloney	CIN	6/6/09*	CHC	ND	6.0	6	2	2	2	1	4
Jeff Manship	MIN	8/15/09	CLE	ND	1.0	0	0	0	0	0	1
Jason Marquis	ATL	6/6/00	TOR	ND	1.0	0	0	0	0	1	1
Lester Oliveros	DET	7/1/11	SF	ND	1.0	1	0	0	0	1	2
Carl Pavano	MON	5/23/98*	PHI	ND	7.0	3	2	1	1	0	6
Luis Perdomo	SD	4/15/09	at NYM	ND	1.0	1	1	1	1	1	0
Glen Perkins	MIN	9/21/06	at BOS	ND	1.1	0	0	0	0	0	1
Anthony Swarzak	MIN	5/23/09*	MIL	W	7.0	5	0	0	0	2	3
Aaron Thompson	PIT	8/24/11*	MIL	ND	4.1	4	0	0	0	2	1
Daryl Thompson	CIN	6/21/08*	at NYY	ND	5.0	4	0	0	0	4	2
Esmerling Vasquez	ARI	4/26/09	SF	ND	1.0	2	0	0	0	0	0
Kyle Waldrop	MIN	9/5/11	CWS	ND	1.2	3	2	2	0	1	1
P.J. Walters	STL	4/17/09*	at CHC	ND	4.0	6	3	3	0	2	7
Joel Zumaya	DET	4/3/06	at KC	ND	2.0	1	0	0	0	1	3

* - started the game

List includes non-roster invites



SEAN BURROUGHS

37

INFIELDER

HEIGHT/WEIGHT: 6-1/195
BORN: 9/12/80 in Atlanta, GA
RESIDES: Long Beach, CA

BATS/THROWS: L/R
OPENING DAY AGE: 31

ACQUIRED: Signed as free agent, 12/21/11
M.L. SERVICE: 4 years, 92 days

CONTRACT STATUS: Signed thru 2012

NON-ROSTER INVITE

PERSONAL: Sean Patrick Burroughs (pronounced BURR-ohs)...1998 graduate of Woodrow Wilson High School in Long Beach, California, batting .528 (47-for-89) with seven home runs and 38 rbi in 29 games as a senior...signed with the Padres in 1998 rather than accepting a baseball scholarship from the University of Southern California...son of former Major League 1974 American League MVP Jeff Burroughs...Sean and his father - who was the Senators' top pick out of Woodrow Wilson High School in 1969 - became just the second father-son tandem to be drafted in the first round (the first was Tom and Ben Greive, in 1966 and 1994 respectively)...earned a gold medal at the 2000 Sydney Olympics for Team USA...played in the Little League World Series for Long Beach, helping guide the team to Championships in 1992 and 1993...named tournament MVP in 1993, batting .600 and pitching a pair of 16-strikeout no-hitters.

2011:

- Started the season with Triple-A Reno and batted .412 (42-for-102) with 11 doubles, two triples, two home runs and 25 rbi over two separate stints with the Aces.
- Had his contract selected, May 18...played his first game, May 19 vs. Atlanta...his first in the Major Leagues since May 4, 2006 with San Diego.
- Batted .250 (6-for-24) with a double in 23 games, May 19-June 19, before being outrighted to Reno, June 21.
- Had his contract selected, July 1 for his second stint with the Diamondbacks.
- Hit safely in a season-high four straight games, July 3-7 and August 20-23.
- Had his first three-hit game of the season, July 4 at Milwaukee...his first since June 17, 2005 at Minnesota
- Stole a base, August 21 at Atlanta...his first steal since April 30, 2006 vs. Boston.
- Hit a game-winning, two-run homer in the seventh inning on August 23 at Washington, his first home run since April 30, 2005 vs. Arizona (with Padres)...according to Elias Sports Bureau, the last position player to end a home run drought of five-or-more years with a game-winning shot in the seventh inning-or-later was the Royals' Warren Cromartie, who hit a pinch-hit two-run, game-winning homer on August 17, 1991 vs. Boston (his previous home run was on Aug. 6, 1983 and he played in Japan from 1984-1990).

2010: Did not play baseball professionally...signed with Arizona as a minor league free agent, November 19.

2009: Did not play baseball professionally.

2008: Did not play baseball professionally.

2007: Played in just four games with Triple-A Tacoma before being released, June 14.

2006: Acquired by Tampa Bay from San Diego, in exchange for right-handed pitcher Dewon Brazelton, December 7, 2005...played 14 games in Spring Training before being placed on the disabled list with a lower back strain in the final week of March...was activated after missing the first 10 games, April 14...played just eight games with Tampa Bay before being optioned to Triple-A Durham, May 5...missed the entire month of July with a neck strain...released from the organization, August 14...signed by Seattle as minor league free agent, December 19.

2005: Started the season with San Diego...missed eight games with a strained left quadriceps muscle, May 26-June 2...optioned to Portland, July 23, when the Padres traded for Joe Randa...recalled, August 31...became the only position player to pitch in a Major League game in 2005, pitching the eighth inning, allowing three runs on four hits in a Padres 20-1 loss, September 20 at Colorado.

2004: Spent the season with San Diego...hit safely in a career-high 16 straight games, May 19-June 6...hit his first career pinch-hit home run, May 28 at Milwaukee...hit his first career leadoff home run, July 23 at Los Angeles (NL)...batted .296 (127-for-429) with 63 runs scored as the Padres' leadoff hitter...underwent season-ending surgery to repair a torn lateral meniscus in his right knee, September 17...surgery was performed by Dr. Jan Fronek, Henz Hoenecke, Steven Copp and Daniel Keefe...finished ninth in the NL with 128 singles.

2003: Spent the season with San Diego...did not commit an error in 42 straight games, May 23-July 11...had 15-game hitting streak, August 19-September 5...joined Mark Loretta as the only two starting position players to play the entire season with the Padres without going on the disabled list...led the Padres in triples and ranked second in hits, multi-hit games, total bases, games and at-bats...led all NL third basemen in batting average, becoming the first Padres third baseman to do so since Gary Sheffield batted .330 in 1992...his .966 fielding percentage established a new club record for third basemen.

2002: Made San Diego's Opening Day roster for the first time in his career...made his Major League debut, April 2 at Arizona...struck out in his first career plate appearance but recorded his first career hit in his next at-bat, singling off Curt Schilling...first career rbi, April 6 at San Francisco...his first Major League Home run, a solo shot off Hideo Nomo, April 19 at Los Angeles (NL)...placed on the disabled list with a sprained right shoulder, May 30...went on rehab assignment, was reinstated and optioned to Portland, July 15...recalled by the Padres, September 3...finished sixth among NL rookies in hits and multi-hit games and eighth in total bases...had surgery on his right shoulder to repair fraying in the labrum and a five percent tear in the rotator cuff, performed by Dr. Heinz Hoenecke and Dr. Jan Fronek, October 2.

2001: Spent the entire season with Triple-A Portland after being named as the Padres' number one prospect and sixth-best prospect in all of baseball by *Baseball America*, entering the season...placed on the 7-day disabled list, April 26-May 23, after undergoing arthroscopic surgery to

repair a torn meniscus in his left knee, April 30; a procedure performed by Dr. Heinz Hoenecke and Dr. Jan Fronek...named to the Triple-A All-Star team and All-Star Futures Game in Seattle...ranked 10th in the Pacific Coast League in batting...named the number one prospect in the PCL, the league's top hitting prospect and PCL Rookie of the Year...named to the PCL SportsTicker All-Prospect Team.

2000: Spent the season with Double-A Mobile after being named the Padres' number one prospect by *Baseball America* entering the season...played in the Double-A All-Star Game...played in the All-Star Futures Game and was named MVP, July 9 at Atlanta...led all SL third basemen in fielding percentage (.947)...named to the Southern League Howe Sportsdata All-Prospect and All-Teen Teams...named number five prospect in the Southern League by *Baseball America*.

1999: Started the season with Single-A Fort Wayne, entering the season as the Padres' sixth-best prospect, best hitter for average and best defensive infielder by *Baseball America*...23-game hitting streak, July 8-August 1...named to the Midwest League All-Star team...transferred to Single-A Rancho Cucamonga, August 31...led the Midwest League with a .464 on-base percentage, while his .359 batting average ranked second...named to the Single-A All-Star Team and the number three prospect in the Midwest League by *Baseball America* and Midwest League Howe Sportsdata All-Prospect Team.

PROFESSIONAL: San Diego's first round pick (ninth overall) in the June 1998 First-Year Player Draft...signed by scout Tim McWilliam.

2011		BURROUGHS' GAME HIGHS		CAREER	
Hits: 3, 7/4 at Mil.	HR: 1, 8/23 at Was.	Hits: 4, 2x, last 4/20/04 at S.F.	HR: 1, 12x, last 8/23/11 at Was.		
RBI: 2, 8/23 at Was.	Hit Streak: 4, 2x, last 8/20-23	RBI: 3, 6x, last 9/12/04 at Col.	Hit-Streak: 16, 5/19-6/6/04		
Grand Slams: - -	SB: 1, 8/21 at Atl.	Grand Slams: - -	SB: 2, 9/5/03 vs. Hou.		

BURROUGHS' PLAYING RECORD																			
YEAR	CLUB	AVG	G	AB	R	H	2B	3B	HR	RBI	SH	SF	HB	BB	SO	SB	CS	E	OBP
1999	Ft. Wayne	.359	122	426	65	153	30	3	5	80	2	5	14	74	59	17	15	37	.464
	Rancho Cucamonga	.435	6	23	3	10	3	0	1	5	0	0	1	3	3	0	1	0	.519
2000	Mobile	.291	108	392	46	114	29	4	2	42	4	4	3	58	45	6	8	16	.383
2001	Portland	.322	104	394	60	127	28	1	9	55	4	0	4	37	54	9	2	10	.386
2002	Portland	.302	50	179	29	54	16	2	2	23	0	2	3	21	16	1	0	4	.380
	SAN DIEGO	.271	63	192	18	52	5	1	1	11	1	0	1	12	30	2	0	8	.317
2003	SAN DIEGO	.286	146	517	62	148	27	6	7	58	2	4	11	44	75	7	2	12	.352
2004	SAN DIEGO	.298	130	523	76	156	23	3	2	47	1	0	9	31	52	5	4	14	.348
2005	Portland	.290	32	124	21	36	8	0	3	14	0	0	5	9	15	0	0	4	.362
	SAN DIEGO	.250	93	284	20	71	7	2	1	17	3	1	5	24	41	4	0	8	.318
2006	Durham	.214	37	131	8	28	2	0	1	11	1	1	1	9	29	1	3	8	.268
	TAMPA BAY	.190	8	21	3	4	1	0	0	1	0	0	0	4	7	1	0	1	.320
2007	Tacoma	.167	4	12	2	2	1	0	0	0	0	0	1	3	3	0	0	1	.375
2008																			
2009																			
2010																			
2011	Reno	.412	102	34	19	42	11	2	2	25	1	0	0	7	8	0	2	2	.450
	ARIZONA	.273	110	78	8	30	4	0	1	8	1	1	0	3	15	1	0	1	.289
	Minor League Totals	.317	497	1783	253	566	128	12	25	255	12	12	32	221	232	34	31	84	.400
	American League Totals	.190	8	21	3	4	1	0	0	1	0	0	0	4	7	1	0	1	.320
	National League Totals	.281	510	1626	184	457	66	12	12	141	8	6	26	114	213	19	6	43	.337
	Major League Totals	.280	518	1647	187	461	67	12	12	142	8	6	26	118	220	20	6	44	.337

BURROUGHS' DIVISION SERIES RECORD																			
YEAR	OPPONENT	AVG	G	AB	R	H	2B	3B	HR	RBI	SH	SF	HB	BB	SO	SB	CS	E	OBP
2005	St. Louis	.000	2	1	0	0	0	0	0	0	0	0	0	0	0	0	0	0	.000
2011	Milwaukee	.333	3	3	0	1	0	0	0	0	0	0	0	0	2	0	0	0	.333
	Division Series Totals	.250	5	4	0	1	0	0	0	0	0	0	0	0	2	0	0	0	.250

BURROUGHS' FIELDING RECORD								
POSITION	PCT	G	PO	A	E	TC	DP	PB
Third Base	.960	415	312	709	43	1064	81	—
Second Base	.980	13	26	23	1	50	8	—
Shortstop	.000	1	0	0	0	0	0	—
Pitcher	.000	1	0	0	0	0	0	—
Totals	.961	430	338	732	44	1114	89	—



JARED BURTON

RIGHT-HANDED PITCHER

61

HEIGHT/WEIGHT: 6-5/225
BORN: 6/2/81 in Westminster, SC
RESIDES: Westminster, SC

BATS/THROWS: R/R
OPENING DAY AGE: 30

ACQUIRED: Signed as free agent, 11/14/11
M.L. SERVICE: 4 years, 14 days

CONTRACT STATUS: Signed thru 2012

NON-ROSTER INVITE

PERSONAL: Levi Jared Burton...1999 graduate of West Oak High School in Westminster (SC)...attended Western Carolina University in Cullowhee, North Carolina.

2011:

- Started the season on the 15-day disabled list with right shoulder inflammation (officially put on DL, March 29)...transferred to 60-day disabled list, April 18...had right shoulder surgery, April 22.
- Went on rehab assignment, July 19-August 17, making three rehab starts for the AZL Reds and seven more rehab starts for Triple-A Louisville.
- Reinstated from the 15-day disabled list, August 22 and was officially optioned to Triple-A.
- Eight of his 11 appearances for the Bats were scoreless before being recalled on September 1.
- Made his first appearance, allowing two runs in 0.2 innings, September 1 vs. Philadelphia.
- Did not allow a run in his final five appearances (4.0 ip), with just three hits allowed in that time.
- Was outrighted off Cincinnati's roster, September 31 and elected free agency.

2010: Started the season with Triple-A Louisville and was placed on the 7-day disabled list with thyroid dysfunction, April 8-May 18...placed on disabled list again with a strained left oblique, August 10-31...recalled following the International League playoffs, September 13...made his season debut with Cincinnati, tossing 1.0 scoreless inning of relief, September 16 vs. Arizona...retired all 10 batters he faced for the Reds, striking out one.

2009: Started the season with Cincinnati and made 20 appearances before he was optioned to Triple-A Louisville, June 1 (when Edinson Volquez was reinstated from the disabled list)...never left the team and was recalled the next day, when Volquez returned to the disabled list...posted a 2.19 ERA in nine more appearances for the Reds before he was optioned to Louisville, July 1...returned to the Reds, July 20 and made two more appearances before he went on the disabled list with right shoulder fatigue, July 26-August 9...posted a 2.35 ERA in his first 22 appearances after he came off the DL, including a 1.20 ERA in his last 15 appearances of the season...didn't allow a run in 9.0 innings over his last 9 appearances, his longest scoreless streak of the season.

2008: Posted a 0.85 ERA (31.2 ip, 3 er) in 27 appearances, May 14-July 10...made his first career plate appearance, May 27 vs. Pittsburgh, striking out against Marino Salas...posted a 2.23 ERA (48.1 ip, 12 er) in his first 43 appearances overall before being placed on the 15-day disabled list with a strained right latissimus muscle, July 19-September 1, missing 39 games...posted a 7.84 ERA (10.1 ip, 9 er) in 11 appearances after he came off the DL...posted a career-high five-game winning streak, April 20-September 8.

2007: Made the Reds Opening Day roster for the first time in his career and made his Major League debut, April 4 vs. Chicago (NL)...disabled with a strained left hamstring, April 8-May 8...recorded his first career strikeout, fanning Adrian Gonzalez, May 14 at San Diego...placed on the 15-day disabled list with lower back spasms, June 12-July 6...earned his first career win in a 12-inning, 2-1 victory, July 23 vs. Milwaukee...received votes for the NL Rookie of the Month Award for August after going 2-0, 1.17 (15.1 ip, 2 er) with 15 strikeouts in 16 games...posted a 1.80 ERA (10.0 ip, 2 er) in 10 September appearances and posted a 1.37 (26.1 ip, 4 er) in his final 27 appearances on the season...ranked seventh in appearances among National League rookie pitchers.

2006: Spent the season with Double-A Midland and allowed only 71 hits in 74.0 innings...earned his only save of the season, May 20 vs. Frisco...following the season, pitched for Phoenix in the Arizona Fall League, going 1-2-1 with a 4.38 ERA in 10 games...was selected by the Reds in the Major League phase of the Rule 5 Draft in December.

2005: Spent the season with Single-A Stockton...ranked third in the California League in saves (24) and fifth in appearances (52)...won the California League's Rolands Relief Man Award.

2004: Placed on the disabled list, April 8 and missed the first half of the season recovering from August 2003 right shoulder surgery...reinstated from the disabled list, July 21.

2003: Spent his second professional season with Single-A Kane County...placed on the 7-day disabled list, June 7-September 16, missing the final three months of the season with a right shoulder injury leading to surgery in August.

2002: Signed his first professional contract, June 12...spent his first season with Single-A Vancouver in the Northwest League.

PROFESSIONAL: Oakland Athletics' 8th round pick in the June 2002 First Year Player Draft...signed by scout Kelly Heath.

2011

BURTON'S GAME HIGHS

CAREER

IP: 1.0, 3x, last 9/24 at Pit.

Walks: 2, 9/16 vs. Mil.

IP: 2.1, 7/21/09 at LAD.

Walks: 3, 6/7/09 vs. CHC.

SO: 2, 9/24 at Pit.

CG: --

SO: 4, 4/4/08 vs. Phi.

CG: --

Win-Streak: --

Low-Hit: --

Win-Streak: 6, 4/20/08-9/16/09

Low-Hit: --

BURTON'S PITCHING RECORD

YEAR	CLUB	W-L	ERA	G	GS	CG	SH	SV	IP	H	R	ER	HR	HB	BB	SO	WP	BK	BAA
2002	Vancouver	0-4	3.58	13	5	0	0	1	37.2	32	22	15	0	2	14	38	2	1	.221
2003	Kane County	2-1	2.27	15	2	0	0	1	31.2	19	9	8	2	2	7	33	4	0	.174
2004	AZL Athletics	1-0	4.15	5	5	0	0	0	21.2	21	12	10	2	2	4	15	2	0	.247
	Modesto	3-2	4.78	10	3	0	0	0	32.0	34	19	17	6	1	20	25	4	0	.270
2005	Stockton	4-4	2.60	52	0	0	0	24	55.1	44	21	16	2	4	20	67	8	1	.212
2006	Midland	6-5	4.14	53	0	0	0	1	74.0	71	36	34	7	3	27	66	9	0	.255
2007	Chattanooga	0-1	11.81	4	0	0	0	0	5.1	10	7	7	0	0	5	3	1	0	.400
	Louisville	1-0	0.64	10	0	0	0	1	14.0	11	1	1	0	1	4	13	1	0	.224
	CINCINNATI	4-2	2.51	47	0	0	0	0	43.0	28	15	12	2	2	22	36	3	1	.187
2008	Louisville	0-0	4.50	2	1	0	0	0	2.0	1	1	1	0	0	2	1	1	0	.167
	CINCINNATI	5-1	3.22	54	0	0	0	0	58.2	56	24	21	6	2	25	58	2	1	.249
2009	Dayton	1-0	0.00	1	0	0	0	0	1.0	1	0	0	0	0	0	3	0	0	.250
	Louisville	3-0	0.82	10	0	0	0	0	11.0	8	1	1	0	0	3	10	0	0	.195
	CINCINNATI	1-0	4.40	53	0	0	0	0	59.1	61	30	29	5	4	23	45	2	0	.261
2010	Louisville	3-2	2.61	33	0	0	0	4	38.0	29	14	11	4	1	16	34	1	0	.204
	CINCINNATI	0-0	0.00	4	0	0	0	0	3.1	0	0	0	0	0	0	1	0	0	.000
2011	AZL Reds	0-1	9.00	3	3	0	0	0	4.0	7	5	4	1	0	0	6	0	0	.389
	Louisville	2-0	4.15	11	0	0	0	0	13.0	12	6	6	1	3	5	11	0	0	.250
	CINCINNATI	0-0	3.86	6	0	0	0	0	4.2	6	2	2	1	0	3	3	0	0	.316
Minor League Totals		26-20	3.46	222	19	0	0	32	340.2	300	154	131	25	19	127	325	33	2	.234
Major League Totals		10-3	3.41	164	0	0	0	0	169.0	151	71	64	14	8	73	143	7	2	.237

BURTON'S FIELDING RECORD

POSITION	PCT	G	PO	A	E	TC	DP	PB
Pitcher	.886	164	12	19	4	35	0	—

BURTON'S BATTING RECORD

BATTING	AVG	AB	R	H	2B	3B	HR	RBI	SH	SF	HB	BB	SO	SB	CS	OBP
Career	.000	2	0	0	0	0	0	0	0	0	0	0	2	0	0	.000

TWINS' COLLEGE ALUMNI

PLAYER

Scott Baker
 Aaron Bates
 Nick Blackburn
 Jason Bulger
 Jared Burton
 Drew Butera
 Jamey Carroll
 Matt Carson
 Ray Chang
 Scott Diamond
 Brian Dinkelman
 Brian Dozier
 Brian Duensing
 Phil Dummatrait
 Casey Fien
 Jeff Gray
 Carlos Gutierrez
 Chris Herrmann

COLLEGE

Oklahoma State University
 San Jose State University
 Seminole State JC
 Valdosta State University
 Western Carolina University
 University of Central Florida
 University of Evansville
 Brigham Young University
 Rockhurst University
 SUNY-Binghamton
 McKendree College
 University of Mississippi
 University of Nebraska
 Bakersfield Junior College
 Golden West College
 Southwest Missouri State
 University of Miami
 University of Miami

PLAYER

Michael Hollimon
 Danny Lehmann
 Matt Maloney
 Jeff Manship
 Darin Mastroianni
 Steve Pearce
 Glen Perkins
 Rene Tosoni
 J.R. Towles
 Danny Valencia
 P.J. Walters
 Josh Willingham
 Brendan Wise

COLLEGE

University of Texas
 Oral Roberts University
 Rice University
 Manatee Community College
 University of Notre Dame
 Southern Indiana University
 Indian River Community College
 University of South Carolina
 University of Minnesota
 Chipola Junior College
 Collin Community College
 North Central Texas College
 UNC-Greensboro
 University of Miami
 University of South Alabama
 University of North Alabama
 Pratt Community College

List includes non-roster invites



DREW BUTERA

CATCHER

41

HEIGHT/WEIGHT: 6-1/201

BORN: 8/9/83 in Evansville, IL

RESIDES: Lake Mary, FL

ACQUIRED: Trade with New York (NL), 7/30/07

M.L. SERVICE: 2 years

CONTRACT STATUS: Signed thru 2012

BATS/THROWS: R/R

OPENING DAY AGE: 28



PERSONAL: Andrew Edward Butera (pronounced byoo-TAIR-uh)...2002 graduate of Bishop Moore (FL) High School where he played baseball and golf...attended the University of Central Florida...was a semi-finalist for the Johnny Bench Award in 2005, given to the nation's top collegiate catcher, but was beat out by USC's Jeff Clement...batted .325 (67-for-206) with 13 doubles, five home runs and 41 rbi in 60 games in his senior season in 2005...father Sal, who is now a Major League scout for Toronto, played in the Major Leagues from 1980-88, including with the Twins from 1980-82 and 1987.

2011:

- Made the Twins Opening Day roster for the second time in his career (also in 2010).
- Set a career-high with three rbi, April 18 at Baltimore...matched that with three rbi again, September 24 at Cleveland.
- Set a career-high with a five-game hitting streak, May 29-June 6.
- Hit his first home run of the season, a two-run shot off Rick Porcello, June 1 at Detroit.
- Set a career-high with three hits, June 10 vs. Texas...finished the game 3-for-4 with a double, an rbi and one run scored.
- Batted .391 (9-for-23) with four doubles, one home run, six rbi and six runs scored in an eight-game stretch, May 29-June 10.
- Had game-winning walk-off single, June 19 vs. San Diego, helping the Twins extend their winning streak to seven games.
- Led all Twins catchers in games caught with 93 (75 starts), and ranked 11th in the American League.
- Held opposing base runners to a 70.6 stolen base percentage (20 caught stealing of 68 attempts), which ranked as the third-lowest in the American League and fifth-lowest in baseball.
- Caught 20 runners attempting to steal, which was the ninth-most in the American League.

2010: Made the Twins Opening Day roster as the club's back-up catcher and spent the full season with the big league club...made his Major League debut, starting at catcher and batting ninth, April 9 at Chicago (AL)...singled off Mitch Talbot for first career hit, April 22 vs. Cleveland...recorded first Major League rbi with a two-run single off Kevin Millwood, May 8 vs. Baltimore...hit first Major League home run, a 10th inning pinch-hit solo homer off Chad Durbin, June 19 at Philadelphia...Twins pitchers posted an ERA of 3.66 (64.0 ip, 26 er) with 66 strikeouts and an opponent batting average of .215 (49-for-228) during that span...caught Carl Pavano's starts from July 11-September 10 and helped the right-hander go 7-5, 3.31 (87.0 ip, 32 er) with four complete games (one shutout) in 12 starts...threw out 14 of 35 runners attempting to steal, giving opposing runners a 60.0% success rate, the lowest of any rookie catcher in baseball (minimum of 350.0 innings caught)...tied for 13th on the All-Time list for lowest stolen base percentage for a rookie catcher (60.0%) and ninth All-Time for an AL catcher...it was the best ever percentage for a Twins rookie catcher...his 394.2 innings caught were the 10th-most by a Twins' rookie catcher in club history...the 14 runners caught stealing were the sixth-most for a Twins rookie catcher...caught five of the Twins nine complete games and caught one of the Twins three shutouts.

2009: Spent entire season at Triple-A Rochester...hit his first Triple-A home run, June 24 vs. Columbus...went 3-for-4 with two doubles, August 10 at Buffalo...finished second in the International League in caught stealing percentage, throwing out 40 of 96 (41.7%) potential base-stealers...tied for league lead in passed balls with 14...ranked the top defensive catcher in the International League by *Baseball America*.

2008: Spent entire season at Double-A New Britain...scored a season-high three runs in a 3-for-5 effort, April 12 at Portland...had a season-high four-hit game, June 18 at Portland (two doubles, two runs scored)...hit .462 (30-for-65) over 21 games in June...recorded 11 multi-hit games, including four games with three-or-more hits...appeared in 96 games, including 92 as the Rock Cats catcher...ranked the top defensive catcher in the Eastern League by *Baseball America*.

2007: Began season at Single-A St. Lucie (Mets)...had four consecutive two-hit games, going 8-for-19 (.421), May 29-June 3...homered in consecutive games, May 30-31...promoted to Double-A Binghamton, June 22...hit safely in eight of nine games, June 27-July 7...acquired by Minnesota along with Dustin Martin, in exchange for second baseman Luis Castillo, July 30...assigned to Double-A New Britain and had season-high six-game hit-streak, going 7-for-20 (.350), August 5-20...tied season-high three hits, August 29 at Binghamton.

2006: Spent entire season at Single-A Hagerstown (Mets)...had season-high five-game hit-streak, May 23-29...went 5-for-5 with a home run and three rbi, June 10 at Delmarva...batted .286 (16-for-56) with three doubles, two home runs and 11 rbi in June...tied season-high three rbi, July 7 vs. Lake County.

2005: Spent entire season at Rookie-Level Brooklyn (Mets)...hit only home run on the season, June 25 vs. Aberdeen...had season-high five-game hit-streak, August 15-19...tied season-high three rbi, August 26 at Staten Island...hit safely in six of seven games, going 9-for-27 (.333), August 30-September 5...season-high three hits, September 1 vs. Staten Island...threw out 29 of 62 (46.8%) runners attempting to steal.

PROFESSIONAL: New York Mets' 5th round pick in June, 2005 First-Year Player Draft...signed by scout John Bunnell...originally drafted in the 48th round of the 2002 First-Year Player Draft by the Toronto Blue Jays.

2011

BUTERA'S GAME HIGHS

CAREER

Hits: 3, 6/10 vs. Tex.

HR: 1, 2x, last 7/16 vs. K.C.

Hits: 3, 6/10/11 vs. Tex.

HR: 1, 4x, last 7/16/11 vs. K.C.

RBI: 3, 2x, last 9/24 at Cle.

Grand Slams: --

RBI: 3, 2x, last 9/24/11 at Cle.

Grand Slams: --

Hit-Streak: 5, 5/29-6/6

SB: --

Hit-Streak: 5, 5/29-6/6/11

SB: --

BUTERA'S PLAYING RECORD

YEAR	CLUB	AVG	G	AB	R	H	2B	3B	HR	RBI	SH	SF	HB	BB	SO	SB	CS	E	OBP
2005	Brooklyn	.217	55	175	13	38	9	1	1	23	1	4	2	22	33	1	0	12	.305
2006	Hagerstown	.186	95	295	24	55	13	0	5	38	5	6	7	42	72	1	0	9	.297
2007	St. Lucie	.258	52	182	22	47	14	0	5	22	0	2	2	24	28	0	1	4	.348
	Binghamton	.188	30	117	7	22	2	0	1	4	1	0	1	2	22	0	0	5	.208
	New Britain	.260	17	50	3	13	3	1	0	3	1	0	0	5	5	0	0	2	.327
2008	New Britain	.219	96	302	39	66	18	1	7	39	4	4	6	35	55	0	1	6	.308
2009	Rochester	.211	99	298	23	63	16	1	2	25	8	3	2	22	49	0	1	7	.268
2010	MINNESOTA	.197	49	142	12	28	6	1	2	13	3	2	4	4	25	0	0	5	.237
2011	MINNESOTA	.167	93	234	19	39	9	1	2	23	6	1	2	11	42	0	0	5	.210
Minor League Totals		.214	444	1419	131	304	75	4	21	154	20	19	20	152	264	2	3	45	.296
Major League Totals		.178	142	376	31	67	15	2	4	36	9	3	6	15	67	0	0	10	.220

BUTERA'S FIELDING RECORD

POSITION	PCT	G	PO	A	E	TC	DP	PB
Catcher	.987	140	719	64	10	793	6	11

TWINS' FIRST MAJOR LEAGUE HIT

PLAYER	DATE	OPPONENT	PITCHER	HIT
Scott Baker	6-26-08	at San Diego	Josh Banks	Single
Aaron Bates	7-11-09	Kansas City	Roman Colon	Single
Joe Benson	9-10-11	at Detroit	Max Scherzer	Single
Nick Blackburn	5-16-08	at Colorado	Ubaldo Jimenez	Single
Sean Burroughs	4-2-02	at Arizona	Curt Schilling	Single
Drew Butera	4-22-10	Cleveland	Mitch Talbot	Single
Matt Capps	4-8-07	at Cincinnati	Todd Coffey	Single
Jamey Carroll	9-11-02	at Chicago (NL)	Alan Benes	Single
Matt Carson	9-19-09	Cleveland	Tomo Ohka	Single
Alexi Casilla	9-29-06	Kansas City	Luke Hudson	Single
Brian Dinkelman	6-4-11	at Kansas City	Luke Hochevar	Single
Ryan Doumit	6-7-05	Baltimore	Hayden Penn	Double
Phil Dumatrait	7-7-08	Houston	Rinelvys Hernandez	Single
Pedro Florimon	9-25-11	at Detroit	Brad Penny	Double
Michael Hollimon	6-26-08	St. Louis	Todd Wellemeyer	Single
Luke Hughes	4-28-10	at Detroit	Max Scherzer	Home run
Francisco Liriano	5-19-06	at Milwaukee	Doug Davis	Single
Matt Maloney	6-6-09	Chicago (NL)	Ryan Dempster	Single
Jason Marquis	5-12-01	at Los Angeles (NL)	Kevin Brown	Single
Joe Mauer	4-5-04	Cleveland	Rafael Betancourt	Single
Justin Morneau	6-10-03	Colorado	Jason Jennings	Single
Tsuyoshi Nishioka	4-1-11	at Toronto	Ricky Romero	Single
Chris Parmelee	9-6-11	Chicago (AL)	Jake Peavy	Single
Carl Pavano	5-23-98	Philadelphia	Curt Schilling	Single
Steve Pearce	9-1-07	at Milwaukee	Dave Bush	Single
Trevor Plouffe	5-21-10	Milwaukee	Dave Bush	Single
Wilkin Ramirez	5-20-09	Texas	Matt Harrison	Home run
Ben Revere	9-19-10	Oakland	Bobby Cramer	Single
Rene Rivera	5-31-05	Toronto	Chad Gaudin	Single
Denard Span	4-7-08	at Chicago (AL)	Javier Vazquez	Single
Rene Tosoni	4-28-11	Tampa Bay	Jeremy Hellickson	Single
J.R. Towles	9-15-07	Pittsburgh	Matt Morris	Single
Danny Valencia	6-3-10	Seattle	Felix Hernandez	Single
Josh Willingham	7-7-04	Pittsburgh	Brian Meadows	Single

List includes non-roster invites



MATT CAPPS

RIGHT-HANDED PITCHER

55

HEIGHT/WEIGHT: 6-2/260

BORN: 9/3/83 in Douglasville, GA

RESIDES: Douglasville, GA

ACQUIRED: Trade with Washington, 7/29/10

M.L. SERVICE: 6 years, 17 days

CONTRACT STATUS: Signed thru 2012

BATS/THROWS: R/R

OPENING DAY AGE: 28

PERSONAL: Matthew Dicus Capps...wife Jennifer (Martin)...son Maxwell (2/8/12)...2002 graduate of Alexander (GA) High School...lettered in four sports: baseball, basketball, football and cross country...prior to signing with Pittsburgh, he signed a Letter of Intent to play baseball at LSU...played for Team Georgia and won the Sun Belt Classic (played in Oklahoma) along with Major Leaguers Brian McCann and Jeff Francoeur in 2001.

2011:

- Earned his first victory in his third appearance, tossing 2.0 shutout innings with no hits and no walks, May 5 at New York (AL).
- Moved into the closer's role in mid-April to replace Joe Nathan and converted five straight save opportunities, April 17-May 4.
- Earned a five-out save with 1.2 scoreless innings, May 4 at Chicago (AL).
- Blew consecutive save opportunities, May 21 at Arizona and May 23 vs. Seattle.
- Did not walk a batter in his first 16 appearances (18.1 innings pitched), April 2-May 14...walked just one batter in his first 23 appearances (26.0 innings pitched), April 2-June 5.
- Posted a 0.90 ERA (10.0 ip, 1 er) in 10 games in June and a 6.17 ERA (11.2 ip, 8 er) in 14 games in July.
- Posted a 3.24 ERA (25.0 ip, 9 er) in his final 30 appearances, July 19-September 27, walking just seven batters and allowing two home runs in that span...posted a 1.80 ERA (10.0 ip, 2 er) in 13 road appearances in that span.
- Did not walk a batter in 59 of his 69 appearances and walked multiple batters on just three occasions.
- His 69 appearances were the most on the Twins staff and tied for seventh-most in the American League.

MLB PITCHING LEADERS

FEWEST WALKS FOR RELIEVERS SINCE 2007

(minimum of 300.0 innings pitched)

1. Mariano Rivera	49
2. Matt Capps	68
3. Rafael Betancourt	70
4. Ryan Franklin	82
5. Jonathan Papelbon	85

2010: Started the season with the Washington Nationals after signing as a free agent, January 8...earned his first save with the Nationals, April 8 vs. Philadelphia...converted his first 16 saves before suffering his first blown save, May 23 vs. Baltimore...won three consecutive appearances, July 1-6, beating the Mets (twice) and Padres...was named to the National League All-Star team (first career), retiring the only batter he faced (David Ortiz), and earned the win...he became the first National League pitcher to be named the winner of an All-Star game since John Smoltz in 1996...acquired by Minnesota along with cash, in exchange for catcher Wilson Ramos and pitcher Joe Testa, July 29...ranked fourth in the National League with 26 saves at the time of the trade...35 of his 47 appearances with the Nationals were scoreless...converted his first save with Minnesota with a scoreless ninth inning, July 30 vs. Seattle...suffered his first blown save with the Twins, allowing one run on two hits in the ninth inning, August 4 at Tampa Bay...earned his first win with Minnesota, striking out three of five batters faced, August 5 at Tampa Bay...earned his 15th save with the Twins, September 21 vs. Cleveland after recording 26 saves with the Nationals...according to the Elias Sports Bureau, he became just the third pitcher to record 15-or-more saves for two different clubs in the same season, joining Jeff Shaw in 1998 (Reds and Dodgers) and Bob Wickman in 2006 (Indians and Braves)...converted 12 consecutive saves, August 18-September 29...gave up just one home run while with Minnesota (Alexei Ramirez - August 17)...finished with a career-high 42 saves between the Nationals and Twins and the highest save percentage (87.5%) of his career...his 74 games were the most since he had 76 with Pittsburgh in 2007...his 59 strikeouts were also his best since 2007 when he had 64...was one of four Major League pitchers with 70-or-more games and 40-or-more saves (Cordero - CIN, Feliz - TEX, Wilson - SF)...was one of just 27 different pitchers in baseball history to pitch in 70-plus games, collect 40-plus saves and post a save percentage of 87.0%-or-higher in a single season.

2009: Recorded a career-high 27 saves in his final season with Pittsburgh...earned the save on Opening Day, April 6 at St. Louis...ranked 10th in the National League in saves...successfully converted 27 of his 32 save opportunities...went 15-for-15 in save opportunities from May 16-July 31...issued just 14 unintentional walks, the seventh-fewest in the Majors among 28 closers to record 20-plus saves.

2008: Started the season with Pittsburgh and earned 21 saves, converting his first 15 save opportunities of the season before suffering his first blown save, June 10 vs. Washington...placed on the disabled list, July 2 with right shoulder bursitis...reinstated from disabled list, August 23...converted all four save opportunities with a 2.70 ERA in 12 appearances in his return from the disabled list...earned his 20th save, September 20 vs. Houston...walked just three batters in his final 48 appearances (53.0 ip), since issuing two walks on Opening Day, March 31 vs. Atlanta.

2007: Spent his second full season at the Major League level with the Pirates...first Major League hit, an infield single, April 8 at Cincinnati off Todd Coffey...was ejected for the first time in his career and later suspended for four games for hitting Prince Fielder with a pitch, May 3 at Milwaukee (suspension was later reduced to three games)...earned the save in both games of a double-header, August 28 vs. Cincinnati, the first Pirates pitcher to accomplish that since Kent Tekulve, July 22, 1979 vs. Atlanta...was named the Pirates closer, June 1 and converted 18 of 20 save opportunities...ranked fifth among NL relievers in ERA (minimum of 70.0 innings pitched)...held right-handed batters to a batting average of .181...issued just six unintentional walks all season.

2006: Made the Pirates Opening Day roster for the first time in his career...earned his first Major League victory, May 12 vs. Florida...earned his first save, retiring the side in-order in the ninth inning, July 17 vs. Colorado...walked in his first career plate appearance, May 29 vs. Milwaukee...

led all MLB rookies and ranked second in the National League with 85 appearances, setting a Pirates rookie record...finished the season 9-1, winning each of his final eight decisions...ranked Pittsburgh's 10th-best prospect in the organization by *Baseball America*.

2005: Started the season with Single-A Hickory...shifted to the bullpen and combined to go 3-6 with 21 saves and a 2.44 ERA in 52 combined relief appearances with Hickory and Double-A Altoona...14 of 21 saves came with Hickory...transferred to Altoona, August 1...pitched in the postseason with Altoona and Triple-A Indianapolis before having his contract selected by the Pirates, September 16...made his Major League debut in the first game of a double-header, allowing one run in 1.0 inning with a strikeout (Austin Kearns), September 16 vs. Cincinnati.

2004: Combined to go 5-8 with a 6.31 ERA in 23 games (19 starts) for Hickory and Single-A Williamsport...transferred from Hickory to Williamsport, June 18.

2003: Spend a majority of the season with GCL Pirates...made 10 starts and posted a 1.87 ERA in those games...was named to the GCL All-Star team...won his final four decisions with GCL.

2002: Spent his first professional season with GCL Pirates...posted a 0.69 ERA in seven appearances...was the winner in his professional debut, July 23 vs. GCL Orioles...earned his first professional, August 12 vs. GCL Red Sox, tossing 3.0 innings.

PROFESSIONAL: Drafted by Pittsburgh in the 7th round of the 2002 First-Year Player Draft...signed by scout Jack Powell.

2011		CAPPS' GAME HIGHS				CAREER			
IP: 2.0, 4/5 at NYY.	Walks: 2, 3x, last 9/17 vs. Cle.	IP: 3.0, 5/24/08 vs. CHC.	Walks: 2, 13x, last 9/17/11 vs. Cle.						
SO: 2, 5x, last 9/20 vs. Sea.	CG: --	SO: 4, 2x, last 4/24/10 vs. LAD.	CG: --						
Win-Streak: 1, 4x, last 8/17 at Det.	Low-Hit: --	Win-Streak: 10, 6/11/06-4/30/07	Low-Hit: --						

CAPPS' PITCHING RECORD																			
YEAR	CLUB	W-L	ERA	G	GS	CG	SH	SV	IP	H	R	ER	HR	HB	BB	SO	WP	BK	BAA
2002	GCL Pirates	1- 0	0.69	7	0	0	0	1	13.0	13	2	1	0	1	6	8	1	0	.271
2003	GCL Pirates	5- 1	1.87	10	10	1	0	0	62.2	40	16	13	1	5	9	54	1	0	178
	Lynchburg	0- 0	5.40	1	1	0	0	0	5.0	3	3	3	0	0	4	5	0	0	167
2004	Williamsport	3- 5	4.85	11	11	0	0	0	65.0	84	43	35	7	2	4	33	1	0	312
	Hickory	2- 3	10.07	12	8	0	0	0	42.0	82	55	47	8	5	16	27	0	0	400
2005	Hickory	3- 4	2.52	35	0	0	0	14	53.2	47	15	15	0	2	5	39	2	0	239
	Altoona	0- 2	2.70	17	0	0	0	7	20.0	21	8	6	2	0	1	26	0	1	250
	PITTSBURGH	0- 0	4.50	4	0	0	0	0	4.0	5	2	2	0	1	0	3	0	0	333
2006	PITTSBURGH	9- 1	3.79	85	0	0	0	1	80.2	81	37	34	12	3	12	56	4	0	266
2007	PITTSBURGH	4- 7	2.28	76	0	0	0	18	79.0	64	22	20	5	3	16	64	1	0	220
2008	PITTSBURGH	2- 3	3.02	49	0	0	0	21	53.2	47	20	18	5	2	5	39	0	0	234
	GCL Pirates	0- 0	0.00	2	2	0	0	0	2.0	2	1	0	0	0	0	2	0	0	222
	Altoona	0- 0	0.00	3	0	0	0	0	3.0	0	0	0	0	0	1	5	0	0	000
	Indianapolis	0- 0	0.00	1	0	0	0	0	1.2	0	0	0	0	0	3	1	0	0	000
2009	PITTSBURGH	4- 8	5.80	57	0	0	0	27	54.1	73	36	35	10	3	17	46	0	0	324
2010	WASHINGTON	3- 3	2.74	47	0	0	0	26	46.0	51	20	14	5	0	9	38	0	0	274
	MINNESOTA	2- 0	2.00	27	0	0	0	16	27.0	24	7	6	1	0	8	21	1	0	247
2011	MINNESOTA	4- 7	4.25	69	0	0	0	15	65.2	66	31	31	10	4	13	34	1	0	262
	Minor League Totals	14-15	4.03	99	32	1	0	22	268.0	292	143	120	18	15	49	200	5	1	273
	American League Totals	6- 7	3.59	96	0	0	0	31	92.2	90	38	37	11	4	21	55	2	0	258
	National League Totals	22-22	3.48	318	0	0	0	93	317.2	321	137	123	37	12	59	246	5	0	263
	Major League Totals	28-29	3.51	414	0	0	0	124	410.1	411	175	160	48	16	80	301	7	0	262

CAPPS' FIELDING RECORD									
POSITION	PCT	G	PO	A	E	TC	DP	PB	
Pitcher	.956	414	17	48	3	68	2	—	

CAPPS' BATTING RECORD																
BATTING	AVG	AB	R	H	2B	3B	HR	RBI	SH	SF	HB	BB	SO	SB	CS	OBP
Career	.200	5	1	1	0	0	0	0	0	0	0	1	3	0	0	.533

CAPPS' ALL-STAR GAME RECORD																			
YEAR	HOST	W-L	ERA	G	GS	CG	SH	SV	IP	H	R	ER	HR	HB	BB	SO	WP	BK	BAA
2010	Los Angeles (AL)	1-0	0.00	1	0	0	0	0	0.1	0	0	0	0	0	0	1	0	0	000

CAPPS' DIVISION SERIES RECORD																			
YEAR	OPPONENT	W-L	ERA	G	GS	CG	SH	SV	IP	H	R	ER	HR	HB	BB	SO	WP	BK	BAA
2010	New York (AL)	0- 0	9.00	1	0	0	0	0	1.0	2	1	1	0	0	0	0	0	0	400

JAMEY CARROLL

INFIELDER



HEIGHT/WEIGHT: 5-11/175
BORN: 2/18/74 in Evansville, IN
RESIDES: Rockledge, FL

BATS/THROWS: R/R
OPENING DAY AGE: 38

ACQUIRED: Signed as free agent, 11/16/11
M.L. SERVICE: 9 years, 20 days
CONTRACT STATUS: Signed thru 2013

PERSONAL: Jamey Blake Carroll...wife Kim, son Cole Patrick (2/27/08) and daughter Mackenzie Joyce (2/27/08), who are twins...1992 graduate of Castle High School in Newburgh, Indiana...attended the University of Evansville (IN), where he earned his bachelor degree in exercise science...his younger brother, Wes, is the head baseball coach at the University of Evansville...taught at The Players Trust's City Clinic at the MLB Urban Youth Academy in Compton on August 19, 2010...was featured in an episode of ESPN's Sports Science in 2010...in conjunction with Jamey's T.W.O. Foundation, he spent much of the 2005-06 offseason spearheading relief efforts in hometown of Newburgh, which was devastated by a tornado on November 6, 2005...his jersey number 3 was retired by the Ottawa Lynx of the Triple-A International League on August 14, 2003...he is also a member of the Evansville city Hall of Fame.

2011:

- Spent his second season with the Dodgers, playing in 146 games, which was the third-most on the team behind Matt Kemp (161) and James Loney (158)...used primarily as the Dodgers second baseman, playing in 81 games at the position...also played 66 games at shortstop.
- Batted over .300 in each of his first three months: .304 (28-for-92) in April, .300 (30-for-100) in May, and .313 (20-for-64) in June...hit over .300 again in September batting .304 (17-for-56).
- Had three four-hit games, all within the span of 19 games: May 20 at Chicago (AL), June 4 at Cincinnati, and June 11 at Colorado.
- Was batting .320 (73-for-228) through games of June 12, which was the 10th-best batting average in the Majors and fifth-best in the NL.
- Played in his 1,000th career game, July 6 vs. New York (NL).
- Set career-highs in games played and triples...came within eight hits of tying his career-high of 139, done in 2006 with Colorado.
- His 14 games with three-or-more hits was tied for the seventh-most in the National League and led the Dodgers.
- Posted a .981 fielding percentage (nine errors, 470 total chances)...he made five errors at second base and four errors at shortstop.
- His nine errors in 1054.0 innings made him one of six National League middle infielders to make less than 10 errors with a minimum of 1,000.0 innings played.
- Was one of just four Major Leaguers to post a 100% stolen base percentage with a minimum of 10 steals...Craig Gentry (18-for-18), Chase Utley (14-for-14) and Tyler Greene (11-for-11) being the others.
- Was given the Dodgers Heart and Hustle Award, voted on by the MLB Players Alumni Association.

2010: Played his first season with the Dodgers...led the club with a .322 (29-for-90) batting average in August while his .419 on-base percentage in 28 August games ranked seventh-best in the NL...served as Dodgers' acting manager, October 2 vs. Arizona, leading the club to a 3-2 victory...batted .291 (50-for-172) in 57 games Post-All-Star break, which led the club...led the club with a .379 on-base percentage (minimum of 100 games), was third with 12 stolen bases (16 attempts) and ranked fourth with 51 walks...played 133 games defensively, including 69 at shortstop, 48 at second base, 11 and third base and five in left field...ranked second among Major League shortstops with a .986 fielding percentage (minimum of 60 games) and made just four errors in 573 innings at the position...did not commit an error in 219 innings at second base...was named the winner of the fifth annual Roy Campanella Award, given to the Dodger player who best exemplifies team spirit and leadership.

2009: Missed the first five weeks of the season after breaking his left hand during his final Spring Training at-bat...placed on the 15-day disabled list, April 5 and was reinstated, May 12...reached base safely in 71 of 93 games, including 16 straight, July 9-August 13...appeared in 56 games (52 starts) at second base, 23 games (17 starts) at third base and four starts in both left and right field...posted a .996 fielding percentage (one error in 227 total chances) at second base, which ranked third among AL second basemen with a minimum of 50 games...signed by Los Angeles (NL) as free agent, December 18.

2008: Spent his first season with the Indians...sixth career four-hit game, June 12 vs. Minnesota...batted .352 (31-for-88) in 24 June games...ended his season with a career-high nine-game hitting streak, September 17-28, including his 500th career hit, September 23 at Boston...finished tied for third in the AL in sac bunts (10) and tied for 13th with nine hit-by-pitches...batted .344 (53-for-154) in 56 home games and .350 (21-for-60) in 17 Interleague games...appeared in 113 games defensively, including 74 (66 starts) at second base and 43 games (18 starts) at third base.

2007: Spent his second full season with Colorado...first career pinch hit home run (also first career grand slam), off Rich Hill, August 11 vs. Chicago (NL), finishing the game with a career-high five rbi...made his first and only start in right field, August 23 vs. Pittsburgh...appeared in 60 games at second base (49 starts), 35 games at third base (one start), 11 games at shortstop (five starts), and three in the outfield...had the game-winning walk-off sac-fly in the Wild Card tiebreaker game, October 1 vs. San Diego...appeared in four postseason games...acquired by Cleveland in exchange for right-handed pitcher Sean Smith, December 8.

2006: Spent his first season with Colorado after being acquired in a trade for cash from Washington on February 11...emerged as the Rockies' primary leadoff man, batting leadoff in 91 total games...hit his first career leadoff home run on September 30 at Chicago (NL)...led the Rockies

MLB FIELDING LEADERS

FEWEST ERRORS BY INFELDERS SINCE 2003 (minimum of 1,000 games)	
1. Placido Polanco	41
2. Mark Ellis	42
3. Todd Helton	43
4. Paul Konerko	47
5. Jamey Carroll	50
Mark Teixeira	

with 22 infield hits and 10 stolen bases...recorded career-highs in hits, doubles, triples, home runs and rbi...posted a swing-and-miss percentage of 9.5%, the seventh-lowest in the NL...batted .359 (37-for-103) vs. left-handed pitchers, ranking second in the NL...led all National League second basemen with a .995 fielding percentage, which also set a club record...committed just three errors in 586 total chances at second base.

NL LEADERS

GAMES PLAYED BY MIDDLE INFELDERS SINCE 2010

1. Dan Uggla.....	320
2. Ian Desmond.....	308
3. Brandon Phillips.....	305
4. Starlin Castro.....	283
5. Omar Infante.....	282
Ryan Theriot.....	
6. Jamey Carroll.....	279

2005: Played in 113 games for the Washington Nationals in their Inaugural season...batted .320 (24-for-75) with runners in scoring position...made 72 total starts defensively, including 44 at second base, 23 at third base and five at shortstop...did not commit an error in 118 total chances at shortstop, the most chances without an error among Major League shortstops...finished tied for fifth in the National League with 13 sacrifice hits.

2004: Spent his second full season with the Montreal Expos...batted .323 (32-for-99) with seven doubles and 21 runs scored in 40 games in August and September combined...tied for the club lead with eight pinch hits, going 8-for-25 (.320) with a double, two rbi, five walks as a pinch hitter...32 of his 63 hits (50.8%) came with two strikes...scored the Expos franchise's final run on a Termel Sledge first inning single, in the last game in Expos history, game number 5,702, October 3 at New York (NL).

2003: Made a Major League Opening Day roster for the first time in his career at the age of 29, with the Montreal Expos, and spent the season there...ranked ninth among National League rookies in batting average, on-base percentage and stolen bases...batted .353 (6-for-17) as a pinch hitter...made 53 starts for the Expos, including 46 at third base, five at second base and two at shortstop.

2002: Started the season with Double-A Harrisburg, playing in three games before being transferred to Triple-A Ottawa, April 16...hit safely in his first 10 games for the Lynx, batting .405 (15-for-37) in that span...named 2002 Player of the Year by Cat's Pride, the official booster club of the Ottawa Lynx...had his contract selected by the Montreal Expos, September 10...made his Major League debut, September 11 at Chicago (NL), recording his first career hit with a fourth inning single off Alan Benes, finishing the game 2-for-3 with a walk...his debut came at the age of 28, after 785 games spanning seven seasons in the minor leagues...hit his first Major League home run, September 15 off the Mets' Tyler Walker...recorded multiple hits in eight of his 16 games for the Expos.

2001: Spent the season with Triple-A Ottawa, batting .240 with 16 rbi in 83 games...batted .276 (24-for-87) off left-handed pitching and just .225 (40-for-178) off right-handers.

2000: Started the season with Triple-A Ottawa...transferred to Double-A Harrisburg, May 22, batting .290 (49-for-169) with 18 rbi in 45 games and was transferred back to Ottawa, July 7...batted .349 (30-for-86) with six rbi in 24 July games...batted .345 (20-for-58) off left-handed pitching and .265 (77-for-291) off right-handers.

1999: Spent the season with Double-A Harrisburg, batting .292 with five home runs and 63 rbi...tied for team lead with five triples and ranked second on the club with 21 stolen bases...hit his first professional home run, in his 1,157th minor league at-bat, April 30 at Reading...ranked second in the Eastern League with 164 hits, 34 doubles and 561 at-bats...tied for the league lead with 141 games played.

1998: Started the season with Single-A Jupiter, batting .261 (58-for-222) with five doubles and 14 rbi in 55 games for the Hammerheads...transferred to Double-A Harrisburg, June 14 and batted .253 (66-for-261) with 20 rbi in 75 games...combined to steal a career-high 22 bases at both levels.

1997: Spent the season with Single-A West Palm Beach, batting .243 with 19 doubles and 38 rbi in 121 games.

1996: Began his professional career with Single-A Vermont, batting .276 with 17 rbi in 54 games...appeared in 49 games at shortstop.

AMATEUR CAREER: Inducted into the University of Evansville's Athletics Hall of Fame in 2004-05 after playing for the Aces from 1994-96...earned All-Missouri Valley Conference, All-Region and All-American honors at shortstop in 1996...ranks among school leaders in career batting average (.348), hits (236), runs (150), triples (12) and stolen bases (68)...named to the Missouri Valley Conference's All-Centennial Team in 2007.

PROFESSIONAL: Montreal's 14th round pick in the June 1996 First-Year Player Draft...signed by scout Dan Freed (Expos).



CARROLL'S GAME HIGHS

2011

Hits: 4, 3x, last 6/11 at Col. HR: --
 RBI: 2, 6/11 at Col. Grand Slams: --
 Hit-Streak: 7, 2x, last 9/10-21 SB: 2, 8/1 at S.D.

CAREER

Hits: 4, 9x, last 6/11/11 at Col. HR: 1, 12x, last 8/9/09 at CWS.
 RBI: 5, 8/11/07 vs. CHC. Grand Slams: 1, 8/11/07 vs. CHC.
 Hit-Streak: 9, 9/17-28/08 SB: 2, 3x, last 8/1/11 at S.D.

CARROLL'S PLAYING RECORD

YEAR	CLUB	AVG	G	AB	R	H	2B	3B	HR	RBI	SH	SF	HB	BB	SO	SB	CS	E	OBP
1996	Vermont	.276	54	203	40	56	6	1	0	17	3	2	0	29	25	16	11	9	.363
1997	West Palm Beach	.243	121	407	56	99	19	1	0	38	8	4	4	43	48	17	11	22	.319
1998	Jupiter	.261	55	222	40	58	5	0	0	14	2	1	5	24	26	11	4	6	.345
	Harrisburg	.253	75	261	43	66	11	3	0	20	5	0	5	41	29	11	5	17	.365
1999	Harrisburg	.292	141	561	78	164	34	5	5	63	5	4	5	48	58	21	10	14	.351
2000	Ottawa	.278	91	349	53	97	17	2	2	23	6	2	2	33	32	6	3	13	.342
	Harrisburg	.290	45	169	23	49	5	3	0	18	1	1	0	12	13	8	2	6	.335
2001	Ottawa	.240	83	267	26	64	8	2	0	16	2	1	2	18	41	5	5	9	.292
2002	MONTREAL	.310	16	71	16	22	5	3	1	6	4	0	0	4	12	1	0	4	.347
	Ottawa	.280	117	421	57	118	19	2	8	49	7	1	3	37	39	6	10	7	.342
	Harrisburg	.444	3	9	1	4	0	0	0	1	0	0	0	3	0	0	0	0	.583
2003	MONTREAL	.260	105	227	31	59	10	1	1	10	9	2	3	19	39	5	2	5	.323
2004	MONTREAL	.289	102	218	36	63	14	2	0	16	2	3	1	32	21	5	1	3	.378
2005	WASHINGTON	.251	113	303	44	76	8	1	0	22	13	3	5	34	55	3	4	5	.333
2006	COLORADO	.300	136	463	84	139	23	5	5	36	9	3	3	56	66	10	12	5	.377
2007	COLORADO	.225	108	227	45	51	9	1	2	22	6	3	4	28	34	6	2	4	.317
2008	CLEVELAND	.277	113	347	60	96	13	4	1	36	10	2	9	34	65	7	3	9	.355
2009	CLEVELAND	.276	93	315	53	87	10	2	2	26	3	1	3	36	63	4	2	4	.355
	Columbus	.273	3	11	2	3	1	0	0	0	0	0	0	3	0	0	0	0	.273
2010	LOS ANGELES (NL)	.291	133	351	48	102	15	1	0	23	5	5	2	51	64	12	4	6	.379
2011	LOS ANGELES (NL)	.290	146	452	52	131	14	6	0	17	8	1	2	47	58	10	0	9	.356
	Minor League Totals	.270	788	2880	419	778	125	19	15	259	39	16	26	288	314	101	61	103	.340
	Major League Totals	.278	1065	2974	469	826	121	26	12	214	69	23	32	341	477	63	30	54	.356

CARROLL'S FIELDING RECORD

POSITION	PCT	G	PO	A	E	TC	DP	PB
Second Base	.991	554	792	1385	20	2197	324	—
Third Base	.945	225	95	302	23	420	32	—
Shortstop	.987	224	254	479	10	743	99	—
Outfield	.971	21	34	0	1	35	0	—
Totals	.984	1024	1175	2166	54	3395	455	—

CARROLL'S DIVISION SERIES RECORD

YEAR	OPPONENT	AVG	G	AB	R	H	2B	3B	HR	RBI	SH	SF	HB	BB	SO	SB	CS	E	OBP
2007	Philadelphia	.000	1	0	0	0	0	0	0	0	0	0	0	0	0	0	0	0	.000

CARROLL'S LEAGUE CHAMPIONSHIP SERIES RECORD

YEAR	OPPONENT	AVG	G	AB	R	H	2B	3B	HR	RBI	SH	SF	HB	BB	SO	SB	CS	E	OBP
2007	Arizona	.000	2	1	0	0	0	0	0	0	0	0	0	1	0	0	0	0	.500

CARROLL'S WORLD SERIES RECORD

YEAR	OPPONENT	AVG	G	AB	R	H	2B	3B	HR	RBI	SH	SF	HB	BB	SO	SB	CS	E	OBP
2007	Boston	.000	1	1	0	0	0	0	0	0	0	0	0	0	0	0	0	0	.000

AMERICAN LEAGUE FIELDING LEADERS

TEAM ERRORS SINCE 2001

1. Seattle Mariners 1025
2. Minnesota Twins 1032
3. Toronto Blue Jays 1070
4. Boston Red Sox 1074
5. New York Yankees 1076

TEAM ERRORS SINCE 2010

1. Tampa Bay Rays 158
2. New York Yankees 171
3. Chicago White Sox 182
4. Minnesota Twins 197
5. Toronto Blue Jays 202



MATT CARSON

OUTFIELDER

79

HEIGHT/WEIGHT: 6-2/200
BORN: 7/1/81 in Newport Beach, CA
RESIDES: Temecula, CA

BATS/THROWS: R/R
OPENING DAY AGE: 30

ACQUIRED: Signed as free agent, 11/15/11
M.L. SERVICE: 111 days
CONTRACT STATUS: Signed thru 2012

NON-ROSTER INVITE

PERSONAL: Matthew Reese Carson...wife Lisa (Dickinson)...daughters Mackenzie (12/5/08) and Addison (11/23/10)...attended Brigham Young University...was voted First-Team All-Mountain West Conference and to the All-Mountain West Tournament Team following his junior season...named First-Team All-Mountain West Conference in 2001...ranked among the nation's leaders in home runs and rbi throughout the 2001 season...was one of 10 players originally selected for a tryout with the USA National Team for the summer of 2001...after leading all BYU batters with a .395 batting average in his freshman season, was named First-Team freshman All-American by *Collegiate Baseball*, Third-Team Freshman All-America by *Baseball America*, Mountain West Conference Freshman of the Year, Second-Team All-MWC, and All-Tournament MWC.

2011:

- Started the season with Triple-A Sacramento in the Oakland organization.
- Batted .441 (15-for-34) with six doubles, two home runs and eight rbi in a seven-game span, April 18-29.
- Went 4-for-5 with one double, two home runs, six rbi and three runs scored, May 30 at Reno.
- Recorded a 12-game hitting streak, July 6-21, batting .412 (21-for-51) with seven doubles, one triples, three home runs and 10 rbi during the stretch.
- Was outrighted off the A's roster and traded to Tampa Bay for cash considerations, August 1...he reported to Durham where he spent the rest of the season.
- Placed on the 7-day disabled list with left hamstring strain, August 8...reinstated, August 16.
- Played for Estrellas de Oriente in the Dominican Winter League, batting .115 (3-for-26) in eight games.

2010: Had four stints with Oakland during the season...began season at Sacramento and reached base safely via hit or walk in each of his first 14 games and was batting .357 with six rbi when he was promoted to Oakland for the first time, April 22...played in one game for the A's and was optioned back to Sacramento, April 30...reached base in each of his first two games back with the River Cats, giving him a 33-game reaching-base streak dating back to August 19, 2009...disabled with an intercostal strain, May 3-22...returned to Oakland for a second time June 8, and played in three games before he was optioned back to Sacramento, June 15...batted .314 (22-for-70) with three home runs and 10 rbi in 18 games before being recalled for a third time, July 5...stole the first base of his career, July 25 vs. Chicago (AL)...played in 12 games before being sent back to Sacramento, August 9...returned to the A's, August 24...drew his first career walk, September 3 vs. Los Angeles (AL).

2009: Started the season with Triple-A Sacramento...finished third in the A's farm system in home runs...led the River Cats in home runs, rbi, extra base hits, slugging, strikeouts and games played...named Sacramento's offensive and defensive player of the year...batted .304 with 13 home runs and 35 rbi in 44 games after the break...led PCL outfielders in fielding percentage, as he did not commit an error in 267 chances...made his professional debut as a pitcher, posting a 10.50 ERA (6.0 ip, 7 er) with 11 hits, three walks, one strikeout, two home runs and three wild pitches as opponents batted .379 in his six appearances...was named PCL Batter of the Week, August 24-30 after hitting .455 (10-for-22) with four home runs, seven rbi and 10 runs scored in six games...had his contract selected by Oakland, September 18 and made his debut that night against Cleveland with a start in right field, going 0-for-3...first Major League hit, singling off the Indians' Tomo Ohka in the fifth inning, September 19 at home...first career rbi with a pinch hit single, September 20 against Cleveland...first Major League home run, September 21 against Texas, a two-run shot off Eddie Guardado in the ninth inning...played for Aguilas in the Dominican Winter League and hit .229 with a home run and four rbi in 25 games.

2008: Spent his seventh professional season with Double-A Trenton and Triple-A Scranton-Wilkes Barre in the New York Yankees organization...combined to hit .285 with 17 doubles, 10 triples, 15 home runs and 64 rbi in 111 games...began the year at Trenton, but was promoted to Scranton-WB, May 3 and finished second on the Yankees Triple-A affiliate in triples and hit by pitches, while ranking third in batting...posted a season-high 14-game hitting streak, April 12-27, hitting .381 (24-for-63) with five doubles, three triples, four home runs and 20 rbi during the streak...transferred to Scranton-WB, May 3...placed on the disabled list with a strained left calf, May 25-June 1...had 13 assists in 96 total games in the outfield...committed just one error in 223 chances for a .996 fielding percentage...played for Aguilas in the Dominican Winter League following the season and hit .273 with six home runs and 19 rbi in 20 games...signed by Oakland as minor league free agent, November 25.

2007: Spent the season with Double-A Trenton...led the Thunder in games, at-bats, runs, hits, home runs, rbi and strikeouts...tied for third in the Yankees farm system in home runs and ranked fifth in rbi...hit .319 in April but batted .253-or-less in each of the remaining months...led Eastern League outfielders with six double plays...was the starting left fielder for the North Team in the Eastern League All-Star Game, July 11 but did not bat as the game was called in the third inning due to heavy fog...appeared in 68 games in right field and 57 in center field and had 16 assists in 124 total games in the outfield...hit .344 with a home run and five rbi in eight postseason games to lead Trenton to the Eastern League Championship and was named MVP of the playoffs.

2006: Split his season between Single-A Tampa and Double-A Trenton for the second consecutive season and batted a combined .248 with 10 home runs and 30 rbi in 69 games...began the year at Tampa...placed on the disabled list with a concussion, May 25-July 11...went 4-for-5 with a home run and three rbi in his first game back, July 12 at Ft. Myers...transferred to Trenton July 14...had his second multi-home game of the season, September 3 against Reading...appeared in 28 games in right field and 25 in left field and did not commit an error.

2005: Played for Single-A Tampa and Double-A Trenton and hit a combined .238 with nine home runs and 44 rbi in 112 games...began the year at Tampa and had a 13-game hitting streak, April 15-29...was batting .243 with eight home runs and 33 rbi in 72 games when he was promoted to Trenton, June 28...hit .192 with no walks and 25 strikeouts in 28 games with the Thunder and was sent back to Tampa, August 3...placed on the disabled list with right shoulder inflammation, August 3...reinstated August 25 and batted .317 over his final 12 games...appeared in 45 games in right field, 41 in center field and 10 in left field...had 11 assists in 95 games overall in the outfield.

2004: Hit a combined .271 with 15 home runs and 75 rbi in 132 games with the Yankees two Single-A affiliates at Tampa and Battle Creek...hit .171 in 37 games with Tampa before transferring to Battle Creek, May 26...went on to hit .304 with Battle Creek, which tied for ninth-best in the Midwest League...led the team with 21 stolen bases...had 15 assists in 95 games in the outfield...appeared in 128 games in right field, three in center field and one at first base.

2003: Spent the season at Single-A Battle Creek...batted .189 in April, .324 in May, .145 in June, .304 in July and .267 in August...hit five home runs in 93 at-bats against left-handed pitchers and six home runs in 339 at-bats against right-handers...appeared in 76 games in right field and 41 in left field.

2002: Made his professional debut with Single-A Staten Island...batted .203 with a home run and 11 rbi in 48 games...hit .167 in his first 18 games and .225 in his final 30...hit his first professional home run, August 29 at Brooklyn...all 42 of his defensive appearances came in right field.

PROFESSIONAL: New York Yankees' 5th round pick in the June 2002 First-Year Player Draft...signed by scout Mike Baker.

2011		CARSON'S GAME HIGHS				CAREER	
Hits: --	HR: --	Hits: 2, 3x, last 9/15/10 at K.C.		HR: 1, 5x, last 9/26/10 vs. Tex.			
RBI: --	Grand Slams: --	RBI: 2, 9/21/09 vs. Tex.		Grand Slams: --			
Hit-Streak: --	SB: --	Hit-Streak: 3, 2x, last 7/29-8/1/10		SB: 1, 4x, last 9/29/10 at LAA.			

CARSON'S PLAYING RECORD																			
YEAR	CLUB	AVG	G	AB	R	H	2B	3B	HR	RBI	SH	SF	HB	BB	SO	SB	CS	E	OBP
2002	Staten Island	.203	48	177	19	36	8	4	1	11	0	1	4	11	48	4	1	1	264
2003	Battle Creek	.259	119	432	61	112	20	1	11	52	0	7	6	37	100	1	1	4	322
2004	Tampa	.171	37	129	16	22	7	0	3	17	1	0	1	6	33	2	1	0	213
	Battle Creek	.304	95	381	59	116	23	2	12	58	0	2	9	22	78	21	7	8	355
2005	Tampa	.252	84	321	43	81	14	3	8	39	0	4	8	31	68	10	2	2	330
	Trenton	.192	28	99	10	19	5	0	1	5	2	0	2	0	25	2	3	0	208
2006	Tampa	.243	40	136	15	33	4	1	8	21	3	3	2	21	31	5	3	0	346
	Trenton	.256	29	86	10	22	8	1	2	9	5	0	2	4	25	0	0	0	304
2007	Trenton	.248	129	471	72	117	24	3	16	76	2	6	9	33	109	9	0	3	306
2008	Trenton	.277	27	112	17	31	7	4	5	26	1	0	0	9	20	1	1	1	331
	Scranton/Wilkes-Barre	.289	84	305	53	88	10	6	10	38	2	3	8	21	63	10	3	0	347
2009	Sacramento	.264	118	440	68	116	29	3	25	77	4	5	6	38	94	15	4	0	327
	OAKLAND	.286	10	21	1	6	0	0	1	5	0	1	0	0	7	0	0	0	273
2010	Sacramento	.303	64	244	53	74	18	2	13	36	0	2	6	24	58	13	4	2	377
	OAKLAND	.177	36	79	7	14	2	0	4	9	0	2	0	2	23	4	0	0	193
2011	Sacramento	.285	90	368	61	105	34	1	19	65	0	2	3	27	88	11	1	6	338
	Durham	.250	22	84	15	21	7	0	5	10	0	0	2	9	25	0	0	0	337
	Minor League Totals	.262	1014	3785	572	993	218	31	139	540	20	35	68	293	865	104	31	27	324
	Major League Totals	.200	46	100	8	20	2	0	5	14	0	3	0	2	30	4	0	0	210

CARSON'S FIELDING RECORD								
POSITION	PCT	G	PO	A	E	TC	DP	PB
Outfield	1.000	42	57	2	0	59	0	—

MOST GAMES PLAYED AT POSITION BY A TWIN			
POS	PLAYER	GAMES	NEXT
P:	Eddie Guardado.....	648	Rick Aguilera (490)
C:	Earl Battey.....	831	Joe Mauer (771)
1B:	Kent Hrbek.....	1,609	Justin Morneau (913)
2B:	Rod Carew.....	1,128	Chuck Knoblauch (999)
SS:	Greg Gagne.....	1,112	Zoilo Versalles (1,062)
3B:	Gary Gaetti.....	1,311	Rich Rollins (771)
LF:	Dan Gladden.....	621	Bob Allison (519)
CF:	Kirby Puckett.....	1,433	Torii Hunter (1,172)
RF:	Tony Oliva.....	1,137	Tom Brunansky (795)
DH:	Paul Molitor.....	380	Randy Bush (347)



ALEXI CASILLA

INFIELDER

12

HEIGHT/WEIGHT: 5-9/179
BORN: 7/20/84 in San Cristobal, DR
RESIDES: San Cristobal, DR

BATS/THROWS: S/R
OPENING DAY AGE: 27

ACQUIRED: Trade with Los Angeles (AL), 12/9/05
M.L. SERVICE: 4 years, 38 days
CONTRACT STATUS: Signed thru 2012

PERSONAL: Alexi Casilla Lora (pronounced kuh-SEE-ya)...wife Dalkis (Febriel)...son Alex Jr. (10/15/09)...2003 graduate of Enedia Puello Renville (DR) High School.

2011:

- Made the Twins Opening Day roster as the Twins shortstop...went 1-for-3 with a double and an rbi in his first game, April 1 at Toronto.
- Batted just .169 (13-for-77) from April 2-May 14, but batted .331 (39-for-118) from May 15-June 21...also batted .288 (70-for-243) from May 15 through the rest of the season.
- Tied a career-high with four hits, June 4 at Kansas City (last done in 2007).
- Scored nine runs in a 10-game span, June 9-21...recorded an rbi in five of eight games, June 11-21.
- Hit his first and second homer (in back-to-back games), June 19 vs. San Diego and June 21 at San Francisco.
- Recorded his 50th career stolen base (second of the game), July 26 at Texas.
- Set a new single-season career-high with his 16th double, July 18 vs. Cleveland (Game 2)...recorded seven doubles in his final 13 games, July 17-August 12, including two two-double games: July 20 vs. Cleveland and July 27 at Texas...finished the season with 21 doubles.
- Batted .423 (11-for-26) with a .448 on-base percentage and five multi-hit games in a six-game stretch, July 6-14.
- Placed on the 15-day disabled list with a right hamstring strain, July 29...reinstated, August 12.
- Played in one game August 12 at Cleveland but reaggravated his right hamstring and was placed on the 15-day disabled list again, August 13...played in one rehab game, August 29 with Single-A Ft. Myers but did not return to the Twins.
- Played in 92 games defensively for the Twins, 56 games (53 starts) at second base and 36 games (all starts) at shortstop.
- Transferred to the 60-day disabled list when the Twins claimed right-handed pitcher Esmerling Vasquez off waivers from Arizona, September 27.
- Reinstated from the 60-day disabled list, October 14.
- Played in the Dominican Winter Leagues with Gigantes del Cibao, batting .336 (40-for-119) with seven doubles, one triple, 15 walks and 22 runs scored in 31 games.

2010: Made the Twins Opening Day roster for the second time in his career and second time in as many seasons...played 3.0 innings in center field, making the first outfield appearance of his career, May 23 vs. Milwaukee...placed on the disabled list and had surgery to remove bone chips in right elbow, June 1-July 21...played in 14 rehab games with GCL Twins, Ft. Myers and New Britain...became Twins regular second baseman after the club placed Orlando Hudson on the disabled list, July 25...scored three runs and drove in three runs, going 2-for-4 with a triple, July 26 at Kansas City...first home run of the season, July 30 vs. Seattle...finished July batting .321 (9-for-28) in seven games...had first career four-rbi game, going 2-for-5 with a double, August 6 at Cleveland...played in 61 games in the field, 30 at shortstop (20 starts), 24 at second base (16 starts), six at third base (one start) and one in center field...had game-winning walk-off single, driving in two runs in the bottom of the ninth and tied a career-high with four rbi, October 2 vs. Toronto...played in the Dominican Winter Leagues with Gigantes del Cibao, batting .303 (47-for-155) with five doubles, two triples, two home runs, 18 rbi and 17 walks in 40 games.

2009: Made the Twins Opening Day roster for the first time in his career as the Twins starting second baseman...hit walk-off single, April 7 vs. Seattle...optioned to Triple-A Rochester, May 6...played in 20 games for the Red Wings, batting .316 (25-for-79) with three triples, eight rbi, five walks and six stolen bases before being recalled by Minnesota, May 29...played in 10 games for the Twins and was optioned back to Rochester after the Twins reinstated Nick Punto from the 15-day DL...recalled by Minnesota, July 12...had season-high five-game hit-streak (including four multi-hit games), going 9-for-17 (.529), August 21-25...hit a walk-off rbi-single in the bottom of the 12th inning, in the AL Central tiebreaker game, October 6 vs. Detroit.

2008: Began season at Triple-A Rochester...recalled, May 11...hit first Major League home run off Scott Feldman and first career three rbi game, May 19 vs. Texas...had 13-game hit-streak, going 19-for-52 (.365), May 29-June 11...career-high 14-game hit-streak, going 21-for-56 (.375) with four doubles and 11 rbi, June 20-July 7...placed on 15-day disabled list with torn ligament in right thumb, July 30...reinstated from the disabled list, August 21 (missed 20 games)...hit his fifth home run of the season, August 23 at Los Angeles (AL) off Jon Garland...recorded his 10th three-hit game of the season (3-for-4), September 10 vs. Kansas City...hit his seventh home run, a ninth-inning two-run game tying home run off Tampa's Dan Wheeler, September 18 (triggered a five-run ninth that led to a Twins 11-8 win)...game-winning walk-off rbi-single in the bottom of the 10th vs. Chicago (AL), moving the Twins into first place with three games to play, September 25...started 93 games for the Twins including 92 at second base and one at shortstop...his 50 rbi were the most for a Twins second baseman since Todd Walker had 62 in 1998...winner of the Charles O. Johnson Award, given to the Most Improved Twin.

2007: Began season at Triple-A Rochester...recalled April 10 and appeared in 13 games before being optioned back to Rochester, May 1...had

seven-game hit-streak, going 13-for-29 (.448), June 8-15...had four-hit game (including three doubles), June 17 at Louisville...had eight-game hit-streak, going 14-for-36 (.389), July 12-19...finished hitting .337 (32-for-95) vs. lefties at Rochester...recalled, July 31...had three-hit game, August 14 at Seattle...had a career-high four hits September 3 vs. Cleveland.

2006: Started the season at Single-A Ft. Myers...hit safely in 19 of his first 20 games...went 37-for-113 (.327) in May and stole 12 bases...transferred to Double-A New Britain, July 14...his only home run of the year came July 24 vs. Trenton...stole a season-high three bases on two occasions...posted a .442 batting average (19-for-43) with runners in scoring position...earned a September call up and appeared in his first Major League game as a pinch-hitter September 1 at New York (AL)...recorded first Major League hit off Luke Hudson, September 28 vs. Kansas City...won Sherry Robertson Award for Twins' Minor League Player of the Year...ranked fastest baserunner, best defensive second baseman and most exciting player in the Florida State League by *Baseball America*...ranked 15th-best prospect in the Eastern League and 18th-best prospect in the Florida State League by *Baseball America*...ranked seventh-best prospect in the Twins' organization by *Baseball America* entering the 2007 season.

2005: Appeared in seven games for Double-A Arkansas from April 9-26...promoted to Triple-A Salt Lake on April 30...spent the majority of the season with Single-A Cedar Rapids...had a season high 22-game hit-streak from July 10-August 5 where he hit .463 (38-for-82), including a 5-for-5 game, July 30 vs. Dayton...acquired from Los Angeles (AL) in exchange for pitcher J.C. Romero, December 9.

2004: Started the season in the Arizona League and hit safely in seven of his first eight games before being promoted to Cedar Rapids on July 4...hit safely in five of nine games before rejoining the AZL Angels...had three-or-more hits on three occasions...was second in league in stolen bases.

2003: Played 33 games in the Dominican Summer League...stole 28 bases in 30 attempts.

PROFESSIONAL: Signed by Los Angeles (AL) as non-drafted free agent, February 21, 2003...signed by scout Leo Perez.

	2011	CASILLA'S GAME HIGHS	CAREER
Hits: 4, 6/4 at K.C.	HR: 1, 2x, last 6/21 at S.F.	Hits: 4, 2x, last 6/4/11 at K.C.	HR: 1, 10x, last 6/21/11 at S.F.
RBI: 2, 2x, last 7/9 at CWS.	Grand Slams: --	RBI: 4, 2x, last 10/2/10 vs. Tor.	Grand Slams: --
Hit-Streak: 7, 7/5-14	SB: 2, 2x last 7/26 at Tex.	Hit-Streak: 14, 6/20-7/7/08	SB: 2, 3x last 7/26/11 at Tex.

CASILLA'S PLAYING RECORD

YEAR	CLUB	AVG	G	AB	R	H	2B	3B	HR	RBI	SH	SF	HB	BB	SO	SB	CS	E	OBP
2003	DSL Angels	.298	33	124	21	37	3	2	0	15	2	0	4	16	14	28	2	7	.396
2004	AZL Angels	.258	45	163	29	42	1	4	0	10	2	2	4	15	10	24	8	6	.332
	Provo	.333	4	12	4	4	1	1	0	1	0	0	1	4	0	1	0	1	1.529
	Cedar Rapids	.310	9	29	6	9	2	1	0	1	0	0	0	5	4	1	1	2	.412
2005	Arkansas	.211	7	19	4	4	0	0	0	4	0	0	0	2	3	1	1	3	.286
	Salt Lake	.256	13	39	3	10	0	0	0	1	4	0	0	3	6	1	1	2	.310
	Cedar Rapids	.325	78	308	62	100	11	3	3	17	3	1	6	29	31	47	12	15	.392
2006	Ft. Myers	.331	78	323	56	107	12	6	0	33	3	1	2	30	36	31	6	16	.390
	New Britain	.294	45	170	28	50	10	1	1	13	7	0	4	18	20	19	4	5	.375
	MINNESOTA	.250	9	4	1	1	0	0	0	0	0	0	0	2	1	0	0	0	.500
2007	Rochester	.269	84	320	53	86	13	1	3	20	6	1	4	34	50	24	12	10	.345
	MINNESOTA	.222	56	189	15	42	5	1	0	9	5	1	0	9	29	11	1	10	.256
2008	Rochester	.219	32	96	11	21	3	0	0	2	4	1	2	18	18	4	3	5	.350
	Beloit	.571	2	7	2	4	0	0	0	1	0	0	0	2	1	0	1	0	.667
	MINNESOTA	.281	98	385	58	108	15	0	7	50	13	6	2	31	45	7	2	12	.333
2009	Rochester	.340	40	156	21	53	3	4	2	17	2	2	0	11	23	9	6	6	.379
	MINNESOTA	.202	80	228	25	46	7	3	0	17	2	1	3	22	36	11	0	5	.280
2010	GCL Twins	.143	5	14	1	2	1	0	0	0	0	0	0	0	0	0	0	0	1.294
	Ft. Myers	.167	3	12	0	2	0	0	0	1	0	0	0	2	2	1	1	0	.286
	New Britain	.350	6	20	1	7	0	0	0	0	0	0	0	3	1	1	0	0	.435
	MINNESOTA	.276	69	152	26	42	7	4	1	20	4	1	0	13	17	6	1	5	.331
2011	Ft. Myers	.000	1	2	0	0	0	0	0	0	0	0	0	0	0	0	0	0	.000
	MINNESOTA	.260	97	323	52	84	21	4	2	21	8	3	3	28	45	15	4	11	.322
	Minor League Totals	.297	485	1814	302	538	60	23	9	136	33	8	27	195	219	192	58	77	.370
	Major League Totals	.252	409	1281	177	323	55	12	10	117	32	12	8	105	173	50	8	43	.310

CASILLA'S FIELDING RECORD

POSITION	PCT	G	PO	A	E	TC	DP	PB
Second Base	.975	303	541	797	34	1372	197	—
Shortstop	.969	77	93	184	9	286	43	—
Third Base	1.000	6	1	2	0	3	0	—
Outfield	1.000	1	1	0	0	1	0	—
Totals	.974	387	636	983	43	1662	240	—

CASILLA'S DIVISION SERIES RECORD

YEAR	OPPONENT	AVG	G	AB	R	H	2B	3B	HR	RBI	SH	SF	HB	BB	SO	SB	CS	E	OBP
2009	New York (AL)																		DID NOT PLAY
2010	New York (AL)																		DID NOT PLAY



RAY CHANG

INFIELDER

83

HEIGHT/WEIGHT: 6-1/195
BORN: 8/24/83 in Kansas City, MO
RESIDES: Leawood, KS

BATS/THROWS: R/R
OPENING DAY AGE: 28

ACQUIRED: Signed as free agent, 12/17/10

M.L. SERVICE: None

CONTRACT STATUS: Signed thru 2012

NON-ROSTER INVITE

PERSONAL: Raymond Bo-Shue Chang...2001 graduate of Rockhurst High School...2005 graduate of Rockhurst (KS) University with a degree in International Business.

2011:

- Was an invite to Twins Spring Training...reassigned to minor league camp, March 14 and reported to Double-A New Britain.
- Hit safely in his first eight games of the season, batting .353 (12-for-34) with five doubles and nine rbi.
- Had 22 rbi in 23 games for the Rock Cats before being transferred to Triple-A Rochester, May 4...led the Eastern League in rbi at time of promotion to Rochester.
- Hit safely in nine straight games, May 19-28...had two-homer game, May 28 at Lehigh Valley.
- Batted .322 (28-for-87) in 22 games in May before being placed on the 7-day disabled list with a broken left fibula, May 30...suffered the injury on a collision in the field, playing shortstop.
- Played in three games for the GCL Twins on a rehab assignment, August 11-14...reinstated, August 15.
- Drove in the game-winning run on three separate occasions: May 5 vs. Gwinnett, May 9 vs. Louisville and August 15 vs. Colorado.
- Batted .313 (15-for-48) off left-handed pitching at Rochester.

2010: Spent the season with Double-A Portland, after signing with the Red Sox as a minor league free agent, January 6...posted two nine-game hitting streaks: April 19-28 and August 6-17...batted .304 (90-for-296) before the All-Star break...season-high of four hits on three separate occasions: June 9 at Erie, July 2 at Binghamton and July 28 at Binghamton...hit .289-or-higher in every month of the season (.302 in April, .299 in May, .310 in June, .290 in July and .289 in August)...placed on the disabled list with a fractured finger on his right hand, missing the rest of the season, August 30...was named Best Defensive Third Baseman in the Eastern League by *Baseball America*.

2009: Began the season with Single-A Lynchburg...hit safely in 15 straight games, April 22-May 24...batted .452 (19-for-42) with six doubles, 15 rbi and 11 runs scored in 11 May games...recorded 11 multi-hit games, including two three-hit games...transferred to Double-A Altoona, July 4...appeared as a pitcher, tossing 1.0 perfect inning, July 7 vs. Erie...batted .333 (20-for-60) with two home runs, 11 rbi and 15 runs scored in 17 games in August...batted .297 (74-for-249) with 23 doubles, 47 rbi, 44 runs scored and 29 walks (all career-highs) between both levels on the season...batted .455 (5-for-11) in three games for China in the World Baseball Classic.

2008: Began the season with Double-A San Antonio (formerly located in Mobile, AL) and played in 22 games for the Missions...made a pitching appearance, tossing 1.0 scoreless inning, April 28 at Midland...transferred to Triple-A Portland, May 17...played in eight games for the Beavers before being transferred to San Antonio, June 1...released from the Padres organization, June 4...signed with Pittsburgh, June 16 and reported to Double-A Altoona...played in five games for the Curve before two season-ending trips to the disabled list with bone spurs in his right elbow.

2007: Began the season with Single-A Lake Elsinore...batted .304 (17-for-56) with one home run and eight rbi in 21 games with the Storm...transferred to Triple-A Portland, May 25...batted .269 (87-for-323) with four home runs and 42 rbi for the Beavers.

2006: Transferred through five different levels of the Padres' organization throughout the season: AZL Padres, Single-A Eugene, Triple-A Portland, Single-A Ft. Wayne and Double-A Mobile...only logged games at Ft. Wayne, Mobile and Portland, batting .263 (40-for-152) with four home runs and 12 rbi between all three.

2005: Played in his first professional season and batted .192 (10-for-52) with four rbi in 18 games between Rookie-level Peoria and Lake Elsinore.

PROFESSIONAL: Signed by San Diego as a non-drafted free agent, July 4...signed by scout Hank Krause.

QUALIFYING NUMBERS

To qualify for the batting championship, a player must have a minimum of 502 plate appearances or 3.1 plate appearances per number of his team's games.

To qualify for the ERA title a pitcher must have at least 162.0 innings pitched.

To qualify for the fielding championship, a player must have the highest percentage at his position and

- (1) a catcher must have played in at least 81 games.
- (2) an infielder or outfielder must have played in at least 108 games.
- (3) a pitcher must have at least 162.0 innings pitched.

CHANG'S PLAYING RECORD

YEAR	CLUB	AVG	G	AB	R	H	2B	3B	HR	RBI	SH	SF	HB	BB	SO	SB	CS	E	OBP	
2005	Lake Elsinore	.500	3	4	2	2	0	0	0	0	0	0	0	0	0	0	0	0	0	500
	AZL Padres	.167	15	48	9	8	2	0	0	4	0	1	1	5	12	0	0	0	255	
2006	Portland	.222	12	18	2	4	1	1	1	2	0	0	0	1	7	0	0	2	263	
	Ft. Wayne	.286	27	91	19	26	4	0	3	8	0	0	3	16	19	0	1	11	409	
	Mobile	.233	14	43	4	10	3	0	0	2	2	1	0	0	8	0	0	2	227	
2007	Lake Elsinore	.304	21	56	9	17	3	2	1	8	1	1	2	3	6	0	0	2	355	
	Portland	.262	78	267	24	70	17	0	3	34	3	4	6	17	58	1	2	12	316	
2008	San Antonio	.262	22	65	8	17	10	0	0	4	1	0	2	8	8	0	0	0	360	
	Portland	.100	8	10	1	1	0	0	0	0	0	0	1	2	4	0	0	0	308	
	Altoona	.333	5	6	1	2	1	0	0	0	0	0	0	2	2	0	0	1	500	
2009	Lynchburg	.303	36	122	22	37	9	0	0	28	2	2	4	14	14	1	1	0	387	
	Altoona	.291	41	127	22	37	14	0	2	19	3	2	5	15	16	1	2	1	383	
2010	Portland	.298	116	440	57	131	30	2	9	55	2	2	12	51	64	0	1	6	384	
2011	GCL Twins	.300	3	10	0	3	1	0	0	0	0	0	1	0	0	0	0	0	364	
	New Britain	.270	23	89	10	24	9	0	1	22	0	1	2	5	14	1	1	3	320	
	Rochester	.269	42	167	18	45	7	0	2	17	4	2	0	14	26	0	0	2	322	
Minor League Totals		.278	466	1563	208	434	111	5	22	203	18	16	38	154	258	4	8	42	353	

CHANG'S WORLD BASEBALL CLASSIC RECORD

YEAR	CLUB	AVG	G	AB	R	H	2B	3B	HR	RBI	SH	SF	HB	BB	SO	SB	CS	E	OBP
2009	China	.455	3	11	1	5	1	0	1	2	0	0	0	0	2	0	0	1	455

TWINS EXPANSION DRAFT LOSSES

December 14, 1960

Los Angeles Angels
Tex Clevenger, rhp
Julio Becquer, 1b
Faye Throneberry, of

Washington Senators
Hal Woodeshick, lhp
Joe McClain, rhp
John Schaive, inf

October 15, 1968

Kansas City Royals
Bob Oliver, of
Pat Kelly, of
Jack Hernandez, ss
Gerry Cram, rhp

Seattle Pilots
Buzz Stephen, rhp
Rich Rollins, inf

November 5, 1976

Seattle Mariners
Steve Braun, of

Toronto Blue Jays
Jerry Garvin, lhp
Bill Singer, rhp
Dave McKay, 3b
Al Woods, of

November 17, 1992

Colorado Rockies
Jayhawk Owens, c
Curt Leskanic, rhp

Florida Marlins
Tom Edens, rhp

November 18, 1997

Arizona Diamondbacks
Brent Brede, 1b-of
Damian Miller, c

Tampa Bay Rays
None

TWINS BIRTHPLACES

STATES:

Alabama, 13
Alaska, 0
Arizona, 4
Arkansas, 3
California, 126
Colorado, 3
Connecticut, 6
Delaware, 1
Florida, 22
Georgia, 10

Hawaii, 0
Idaho, 3
Illinois, 36
Indiana, 6
Iowa, 11
Kansas, 7
Kentucky, 5
Louisiana, 10
Maine, 1
Maryland, 8

Massachusetts, 12
Michigan, 20
Minnesota, 27
Mississippi, 5
Missouri, 15
Montana, 1
Nebraska, 3
Nevada, 1
New Hampshire, 2
New Jersey, 19

New Mexico, 0
New York, 29
North Carolina, 14
North Dakota, 1
Ohio, 32
Oklahoma, 6
Oregon, 4
Pennsylvania, 23
Rhode Island, 1
South Carolina, 4

South Dakota, 5
Tennessee, 10
Texas, 30
Utah, 1
Vermont, 3
Virginia, 13
Washington, 6
West Virginia, 2
Wisconsin, 11
Wyoming, 1

OTHER:

Australia, 7
Canada
British Columbia, 3
Manitoba, 1
Nova Scotia, 1

Quebec, 1
Ontario, 2
Colombia, 1
Cuba, 16
Czechoslovakia, 1

District of Columbia, 1
Dominican Rep., 16
France, 1
Holland, 1
Italy, 1

Jamaica, 1
Japan, 2
Mexico, 5
Nicaragua, 1
Panama, 2

Panama Canal Zone, 1
Puerto Rico, 17
Spain, 1
Venezuela, 17
Virgin Islands, 2



SAMUEL DEDUNO

69

RIGHT-HANDED PITCHER

HEIGHT/WEIGHT: 6-3/190

BORN: 7/2/83 in La Romana, DR

RESIDES: San Pedro de Macoris, DR

ACQUIRED: Signed as free agent, 11/16/11

M.L. SERVICE: 49 days

CONTRACT STATUS: Signed thru 2012

BATS/THROWS: R/R

OPENING DAY AGE: 28



NON-ROSTER INVITE

PERSONAL: Samuel Deduno...makes his off-season home in San Pedro de Macoris, Dominican Republic.

2011:

- Claimed off waivers by San Diego, January 28...was an invite to Padres Spring Training and made the Padres Opening Day roster for the first time in his career.
- Appeared in two games for the Padres before being optioned to Triple-A Tucson, April 10...Padres reinstated pitcher Mat Latos.
- Posted a 2.13 ERA (12.2 ip, 3 er) in nine April games and a 3.00 ERA (15.0 ip, 5 er) in 11 May games.
- Started the season in Tucson's bullpen, going 3-2, 3.89 (41.2 ip, 18 er) in 28 relief appearances...moved to the starting rotation in the middle of June, going 1-4, 3.96 (63.2 ip, 28 er) in 12 starts.
- Placed on the 7-day disabled list with a left quadriceps strain, June 19...reinstated, July 8.
- Held left-handed batters to a .216 batting average (37-for-171) and right-handers to a .279 batting average (64-for-229).
- Pitched in two games for Aguilas Cibaeñas in the Dominican Winter League.
- Granted free agency, November 2.

2010: Made 10 starts between Single-A Tri-City and Triple-A Colorado Springs, going 3-3, 3.83 (47.0 ip, 20 er) in those 10 starts combined...recalled by the Rockies, August 23 and made his Major League debut, August 27 vs. Los Angeles (NL), allowing one hit in 0.1 inning pitched...recorded his first career strikeout, fanning Yonder Alonso, September 8 vs. Cincinnati...three of his four appearances for the Rockies were scoreless.

2009: Came back from injury to claim Texas League Pitcher-of-the-Year honors...tied for the league-lead in wins, and led the league in ERA and strikeouts...went 11-3, 2.12 (114.2 ip, 27 er) with 108 strikeouts in his final 20 starts for the Drillers from May-September...named the Texas League Pitcher-of-the-Week for the week, July 13-19, after tossing a 7.0-inning complete game shutout, July 18 at Arkansas...was a member of both the Texas League mid-season and post-season All-Star teams...transferred to Triple-A Colorado Springs, September 7 and made his only start for the Sky Sox, allowing four earned runs in 5.2 innings with eight strikeouts and was dealt the loss...following the season was named the 12th best prospect in the Rockies system by *Baseball America*.

2008: Missed the entire season due to a right arm injury.

2007: Began the season at Single-A Modesto...transferred to Tulsa, May 4...won four consecutive starts, May 31-June 16, including a 7.0-inning complete game, June 16 vs. Arkansas...posted a 2.86 ERA (28.1 ip, 9 er) with 31 strikeouts during the four-game stretch...led the Texas League with 121 strikeouts...rated Best Curveball in Colorado's farm system by *Baseball America*, entering the 2008 season.

2006: Spent the season with Single-A Modesto...struck out a season-high 12 batters, May 31 vs. Bakersfield...struck out 167 batters, second-most in the California League and second-best in the Rockies' minor league system...pitched 6.0 innings-or-more in 15 of 27 games and allowed three runs-or-less in 20 outings...named the 17th-best prospect in the Rockies farm system by *Baseball America*, after the season.

2005: Named organizational Player of the Month for April after going 4-0, 1.17 (23.0 ip, 3 er) in four games...won his first five decisions, posting a 1.27 ERA through May 1...was placed on the 7-day disabled list with a right shoulder strain, May 13...led the club with 110 strikeouts.

2004: Named Pioneer League Pitcher of the Week, August 2-8...named organization's Player of the Month for August, going 4-1 with a 2.84 ERA in six starts...named Pioneer League Pitcher of the Year and a Rookie-Level All-Star by *Baseball America*...led the league in innings pitched and strikeouts and tied for the league lead in starts...led all Pioneer League starters in batting-average-against (.216), strikeouts-per-nine innings (13.91)...his 118 strikeouts were a Rockies short-season record...named Casper's team MVP.

2003: Made his professional debut with the DSL Rockies, posting 3-4 record with 2.47 ERA (69.1 ip, 19 er) in 12 starts.

PROFESSIONAL: Originally signed by Rockies as non-drafted free agent, March 5, 2003.

2011

DEDUNO'S GAME HIGHS

CAREER

IP: 2.0, 4/9 vs. LAD.

Walks: 2, 4/9 vs. LAD.

IP: 2.0, 4/9/11 vs. LAD.

Walks: 2, 4/9/11 vs. LAD.

SO: 3, 4/9 vs. LAD.

CG: --

SO: 3, 4/9/11 vs. LAD.

CG: --

Win-Streak: --

Low-Hit: --

Win-Streak: --

Low-Hit: --

DEDUNO'S PITCHING RECORD

YEAR	CLUB	W-L	ERA	G	GS	CG	SH	SV	IP	H	R	ER	HR	HB	BB	SO	WP	BK	BAA
2004	Casper	6-4	3.18	15	15	0	0	0	76.1	62	40	27	3	10	32	118	14	0	.219
2005	Asheville	8-8	5.62	20	20	1	0	0	89.2	82	67	56	9	11	65	110	13	1	.248
2006	Modesto	5-8	4.80	27	26	0	0	0	146.1	121	88	78	3	22	92	167	34	1	.222
2007	Modesto	1-1	6.55	2	2	0	0	0	11.0	9	8	8	1	2	7	8	2	0	.214
	Tulsa	5-8	5.44	21	21	1	0	0	124.0	120	90	75	13	11	66	121	11	0	.251
2008		INJURED - DID NOT PLAY																	
2009	Tulsa	12-4	2.57	24	24	1	1	0	133.0	94	48	38	3	8	72	123	9	1	.202
	Colorado Springs	0-1	6.35	1	1	0	0	0	5.2	5	4	4	0	0	4	8	1	0	.250
2010	Tri-City	0-2	5.51	4	4	0	0	0	16.1	18	11	10	0	1	5	20	0	0	.290
	Colorado Springs	3-1	2.93	6	6	0	0	0	30.2	20	12	10	3	5	18	29	4	0	.190
	COLORADO	0-0	3.38	4	0	0	0	0	2.2	3	1	1	1	0	1	3	0	0	.273
2011	Tucson	4-6	3.93	40	12	0	0	0	105.1	101	58	46	2	7	58	85	17	2	.252
	SAN DIEGO	0-0	3.00	2	0	0	0	0	3.0	5	1	1	0	0	3	4	1	0	.357
Minor League Totals		44-43	4.29	160	131	3	1	0	738.1	632	426	352	37	77	419	789	105	5	.232
Major League Totals		0-0	3.18	6	0	0	0	0	5.2	8	2	2	1	0	4	7	1	0	.320

DEDUNO'S FIELDING RECORD

POSITION	PCT	G	PO	A	E	TC	DP	PB
Pitcher	1.000	6	1	1	0	2	0	—

AMERICAN LEAGUE CENTRAL HISTORY

YEAR	CHAMPION	RECORD	TWINS FINISH
1994*	Chicago White Sox	67-46	Fourth place with a record of 53-60, 15.0 games back
1995	Cleveland Indians	100-44	Fifth place with a record of 56-88, 44.0 games back
1996	Cleveland Indians	78-84	Fourth place with a record of 78-84, 21.5 games back
1997	Cleveland Indians	86-75	Fourth place with a record of 68-94, 18.5 games back
1998	Cleveland Indians	89-73	Fourth place with a record of 70-92, 19.0 games back
1999	Cleveland Indians	97-65	Fifth place with a record of 63-97, 33.0 games back
2000	Chicago White Sox	95-67	Fifth place with a record of 69-93, 26.0 games back
2001	Cleveland Indians	91-71	Second place with a record of 85-77, 6.0 games back
2002	Minnesota Twins	94-67	Lost 4 games to 1 in the ALCS to the Anaheim Angels
2003	Minnesota Twins	90-72	Lost 3 games to 1 in the ALDS to the New York Yankees
2004	Minnesota Twins	92-70	Lost 3 games to 1 in the ALDS to the New York Yankees
2005	Chicago White Sox	99-63	Third place with a record of 83-79, 16.0 games back
2006	Minnesota Twins	96-66	Swept in three games in the ALDS by the Oakland Athletics
2007	Cleveland Indians	96-66	Third place with a record of 79-83, 17.0 games back
2008	Chicago White Sox	89-74	Second place with a record of 88-75, 1.0 game back
2009	Minnesota Twins	87-76	Swept in three games in the ALDS by the New York Yankees
2010	Minnesota Twins	94-68	Swept in three games in the ALDS by the New York Yankees
2011	Detroit Tigers	95-67	Fifth place with a record of 63-99, 32.0 games back

*Season cut short due to work stoppage





SCOTT DIAMOND

LEFT-HANDED PITCHER

58

HEIGHT/WEIGHT: 6-3/220

BORN: 7/30/86 in Guelph, Ontario, CA

RESIDES: Guelph, Ontario, CA

ACQUIRED: Selected in Rule 5 Draft, 12/9/10

M.L. SERVICE: 38 days

CONTRACT STATUS: Signed thru 2012

BATS/THROWS: L/L
OPENING DAY AGE: 25



PERSONAL: Scott Michael Diamond...2004 graduate of Centennial CVI in Guelph, Ontario...attended SUNY-Binghamton where he played three seasons, going 5-3, 3.45 (62.2 ip, 24 er) with 42 strikeouts, 16 walks and four complete games in 12 starts in his senior season (2007)...named 2005 All-Conference Selection and named to the All-Rookie Team...is second in the school's history in starts (37) and complete games (10).

2011:

- Began the season with Triple-A Rochester...made his first start, allowing three runs (one earned) on three hits in 5.0 innings and did not factor into the decision, April 10 vs. Scranton/Wilkes-Barre.
- Earned his first win, allowing two runs on two hits in 6.0 innings with one walk and three strikeouts, April 27 vs. Buffalo.
- Had his contract selected by Minnesota, July 18 as the Twins placed Francisco Liriano on the 15-day disabled list...was 4-8, 4.70 (92.0 ip, 48 er) in 17 starts for the Red Wings as the time of his call-up.
- Made his Major League debut in the second game of a double-header, July 18 vs. Cleveland...did not factor into the decision as he allowed four runs (three earned) on seven hits in 6.1 innings pitched with two walks, one strikeout and one home run allowed.
- Optioned to Triple-A, July 21 when Kevin Slowey was reinstated from the 15-day disabled list.
- Went 0-6, 8.13 (31.0 ip, 28 er) in six starts for the Red Wings, July 24-August 20...recalled by Minnesota, August 26.
- Earned his first Major League victory, allowing three runs on three hits in 6.0 innings with three walks and five strikeouts, August 31 at Chicago (AL).
- His 123.0 innings pitched and 23 starts for Rochester were the third-most on the club...his 14 losses were tied with teammate Eric Hacker for the most in the International League.
- He finished third in the Twins organization in innings pitched with 162.0.
- Pitched in the Arizona Fall League for the Mesa Solar Sox, making his first appearance in the AFL.

2010: Began the season with Double-A Mississippi...won his first game in his sixth start, May 8, pitching 8.0 scoreless innings with three hits allowed, no walks and a career-high of 11 strikeouts...recorded his second win on May 18 vs. West Tenn, allowing one run on five hits in 8.0 innings with 10 strikeouts...struck out 43 batters in 39.2 innings in May...went 1-1, 2.97 (30.1 ip, 10 er) in five June starts...transferred to Triple-A Gwinnett, July 13...allowed six earned runs in 3.0 innings in his first start, July 16 at Buffalo, but allowed eight earned runs in 49.1 innings in his next eight starts, July 21-August 30, for an ERA of 1.46...tossed a complete game shutout, allowing two hits with one walk and eight strikeouts, August 30 vs. Norfolk.

2009: Spent the entire season with Double-A Mississippi...led the M-Braves and ranked sixth among Braves minor league pitchers with 111 strikeouts...ranked seventh among Braves minor starting pitchers in ERA (3.50) and was 10th in innings pitched (134.1)...selected to the South League All-Star team...pre-season, played for Team Canada in the World Baseball Classic, making one appearance vs. Italy, allowing one run on three hits in 3.0 innings pitched with one walk and one strikeout.

2008: Began the season with Single-A Rome...named the Braves Pitcher of the Month in April, after going 2-0 with a 2.60 ERA in five starts...transferred to Single-A Myrtle Beach, May 20...named South Atlantic League Pitcher of the Week, April 27 after winning both of his starts April 21 and 26...his 12 wins were tied for first in the Carolina League...named Pelicans Pitcher of the Month for June, going 4-1, with a 3.19 ERA...named Myrtle Beach Pitcher of the Year...led the Braves organization and ranked tied for fifth among all minor league pitchers with 15 wins...was second in the organization with 152.2 innings pitched and fifth with 123 strikeouts...ranked the 26th-best prospect in the Braves organization by *Baseball America*, following the season.

PROFESSIONAL: Signed by the Atlanta Braves as an undrafted free agent, August 23, 2007...signed by scouts, Paul Faulk and Lonnie Goldberg.

DID YOU Know?

...that Scott Diamond is the eighth Canadian-born player (Justin Morneau, Corey Koskie, Jesse Crain, Dave McKay, Georges Maranda, Rene Tosoni and Vince Horsman) to play for the Minnesota Twins and fourth player to pitch in a game (Crain, Maranda and Horsman).

2011

DIAMOND'S GAME HIGHS

CAREER

IP: 6.1, 2x, last 8/26 vs. Det.

Walks: 4, 9/11 at Det.

IP: 6.1, 2x, last 8/26/11 vs. Det.

Walks: 4, 9/11/11 at Det.

SO: 5, 8/31 at CWS.

CG: - -

SO: 5, 8/31/11 at CWS.

CG: - -

Win Streak: 1, 8/31

Low-Hit: - -

Win Streak: 1, 8/31/11

Low-Hit: - -

DIAMOND'S PITCHING RECORD

YEAR	CLUB	W-L	ERA	G	GS	CG	SH	SV	IP	H	R	ER	HR	HB	BB	SO	WP	BK	BAA
2008	Rome	3- 1	3.08	9	9	0	0	0	52.2	47	20	18	2	1	11	38	1	0	.240
	Myrtle Beach	12- 2	2.79	17	15	1	1	0	100.0	95	42	31	6	4	28	85	6	0	.245
2009	Mississippi	5-10	3.50	23	23	0	0	0	131.0	152	68	51	5	2	53	111	4	0	.294
2010	Mississippi	4- 6	3.52	17	17	0	0	0	102.1	113	45	40	4	2	39	90	6	0	.288
	Gwinnett	4- 1	3.36	10	10	1	1	0	56.1	53	25	21	2	1	15	33	4	0	.260
2011	Rochester	4-14	5.56	23	23	2	0	0	123.0	158	85	76	11	1	36	90	4	1	.311
	MINNESOTA	1- 5	5.08	7	7	0	0	0	39.0	51	25	22	3	0	17	19	3	0	.317
Minor League Totals		32-34	3.77	99	97	4	2	0	565.1	618	285	237	30	11	182	447	25	1	.280
Major League Totals		1- 5	5.08	7	7	0	0	0	39.0	51	25	22	3	0	17	19	3	0	.317

DIAMOND'S FIELDING RECORD

POSITION	PCT	G	PO	A	E	TC	DP	PB
Pitcher	1.000	7	1	3	0	4	0	—

DIAMOND'S WORLD BASEBALL CLASSIC RECORD

YEAR	CLUB	W-L	ERA	G	GS	CG	SH	SV	IP	H	R	ER	HR	HB	BB	SO	WP	BK	BAA
2009	Canada	0- 0	3.00	1	0	0	0	0	3.0	3	1	1	0	0	1	1	0	0	.300

TWINS MAJOR LEAGUE RULE V DRAFT PICKS

Scott Diamond came to the Twins organization when he was selected by the Twins in the Major League portion of the Rule 5 Draft, December 9, 2010 (from Atlanta)...to retain Diamond, the Twins traded minor league pitcher Billy Bullock to Atlanta, March 28 and outrighted Diamond to Triple-A Rochester. Below is a brief history of the Twins and the Major League Rule 5 Draft.

PLAYER	YEAR	PICK #	POSITION	FROM
*Keith Garagozzo	1993	6	LHP	New York Yankees
Joe Jacobsen	1995	1	RHP	Los Angeles Dodgers
Joey Espada	1998	5	INF	Oakland Athletics
#Jared Camp	1999	1	RHP	Cleveland Indians
Brandon Knight	2000	2	RHP	New York Yankees
Jose Morban	2002	15	INF	Texas Rangers
Ryan-Rowland Smith	2004	9	LHP	Seattle Mariners
^Jason Pridie	2005	9	OF	Tampa Bay Devil Rays
Alejandro Machado	2006	15	INF	Washington Nationals
Jason Jones	2008	14	RHP	New York Yankees
*Scott Diamond	2010	12	LHP	Atlanta Braves
Terry Doyle	2011	2	RHP	Chicago White Sox

* Played for Minnesota Twins

^ Played for the Twins after being acquired in a 2007 trade

Later traded to the Florida Marlins for Johan Santana

RULE V DRAFT ELIGIBILITY

Eligible players are not on the 40-man roster and have been in the organization for four (4) years, if signed at age 19 or older and five (5) years, if signed at age 18 or younger. The player must stay on the selecting team's 25-man roster all season or else he'll have to be offered back to old team at half-price.



BRIAN DINKELMAN

26

OUTFIELDER/INFIELDER

HEIGHT/WEIGHT: 5-11/195
BORN: 11/10/83 in Centralia, IL
RESIDES: Irvington, IL

BATS/THROWS: L/R
OPENING DAY AGE: 28

ACQUIRED: 8th round, 2006 First-Year Player Draft
M.L. SERVICE: 38 days

CONTRACT STATUS: Signed thru 2012

NON-ROSTER INVITE

PERSONAL: Brian Adam Dinkelman...2002 graduate of Centralia (IL) High School where he also played basketball and golf...2006 graduate of McKendree College (IL).

2011:

- Started the season with Triple-A Rochester...batted .296 (56-for-189) with 15 doubles, one triple, one home run and 10 rbi in 50 games in his first stint with the Red Wings.
- Recorded a season-high 11-game hitting streak, May 1-13...batted .340 (35-for-103) in 26 games in May.
- Had his contract selected by Minnesota, June 3...made his Major League debut, batting sixth and playing left field, June 4 at Kansas City...recorded his first Major League hit, a single off Luke Hochevar in the sixth inning...finished the game 1-for-3.
- Recorded his first Major League rbi, driving in two runs with a single off Colby Lewis, June 11 vs. Texas.
- Played in six games for the Twins before being outrighted to Triple-A Rochester, June 16.
- Played in 77 games for the Red Wings before having his contract selected again by Minnesota, September 5.
- Recorded a career-high four hits, going 4-for-5, September 18 vs. Cleveland.
- Recorded 12 hits (all singles) in a span of 22 plate appearances, September 17-21.
- Recorded his first career stolen base, September 20 vs. Seattle.
- Played in 21 games defensively, playing 11 games (all starts) at second base, five games (all starts) in left field and five games (two starts) in right field.
- Ranked third overall in the Twins organization in games played, playing in 150 between Minnesota and Rochester...ranked third in at-bats with 542.

2010: Was an invite to Minnesota's Spring Training...spent the season with Triple-A Rochester...hit his first home run of the season, April 19 vs. Pawtucket...led the club in games, at-bats, hits, doubles and total bases...committed just six errors on the season, playing games in left field, right field and second base for the Red Wings.

2009: Spent the entire season at Double-A New Britain...went 10-for-23 (.435) and was named the Twins' Minor League Player of the Week, May 17...batted .362 (38-for-105) with 20 rbi in 28 May games...batted .344 (33-for-96) with four homers and 22 rbi in 29 August games...had 39 multi-hit games for the Rock Cats...led the club in games, at-bats, hits, doubles and walks, was second in on-base percentage...finished second in the Eastern League in doubles, fourth in on-base percentage and seventh in batting average...named to the Eastern League Postseason All-Star team.

2008: Began season at Single-A Ft. Myers...batted .319 (29-for-91) in 25 April games...collected 22 multi-hit games, including four three-hit games...named to the Florida State League All-Star team...promoted to Double-A New Britain, June 16.

2007: Began season at Single-A Beloit...selected to the Midwest League All-Star game...batted .338 (23-for-68) in 19 June games...promoted to Single-A Ft. Myers, June 22...batted .407 (11-for-27) with 10 runs scored, two home runs and six rbi and the Twins' Minor League Player of the Week, July 20-26...batted .351 (33-for-94) with 26 runs scored, three home runs and 10 rbi as the Twins' Minor League Player of the Month for July...voted "Mightiest Miracle Player," an award voted on by fans to name their favorite Miracle player.

2006: Spent his first professional season at Rookie-Level Elizabethton...hit his first professional home run, July 3 vs. Greeneville...was third on club and eighth in the Twins organization in batting...led club in rbi and was tied for second in home runs.

AMATEUR CAREER: Was named 2006 NAIA Conference Player of the Year and led his club (McKendree College) in hits (92), runs (82), doubles (34), home runs (17), rbi (65), and stolen bases (26)...he is the NAIA All-Time leader in career hits (373), doubles (96), runs scored (303) and total bases (670)...was twice named NAIA First-Team All-American selection...named American Midwest Conference Player of the Year for three consecutive years...twice named NAIA Region-V Player of the Year and a four-time First-Team All-Conference and All-Region selection.

PROFESSIONAL: Signed by scout Bill Milos.

2011

Hits: 4, 9/18 vs. Cle.
RBI: 2, 6/11 vs. Tex.
Hit-Strike: 5, 9/17-21

HR: --
Grand Slams: --
SB: 1, 2x, last 9/21 vs. Sea.

DINKELMAN'S GAME HIGHS

Hits: 4, 9/18/11 vs. Cle.
RBI: 2, 6/11/11 vs. Tex.
Hit-Strike: 5, 9/17-21/11

CAREER

HR: --
Grand Slams: --
SB: 1, 2x, last 9/21/11 vs. Sea.

DINKELMAN'S BATTING RECORD

YEAR	CLUB	AVG	G	AB	R	H	2B	3B	HR	RBI	SH	SF	HB	BB	SO	SB	CS	E	OBP
2006	Elizabethton	.298	46	188	24	56	11	0	4	32	2	1	2	10	29	2	1	3	.338
2007	Beloit	.283	67	240	48	68	16	6	7	21	2	1	5	30	34	10	0	5	.373
	Ft. Myers	.255	64	247	56	63	7	4	6	21	4	0	5	36	43	8	3	6	.361
2008	Ft. Myers	.293	63	232	44	68	18	2	2	19	1	0	8	33	28	10	1	4	.399
	New Britain	.247	52	198	26	49	14	2	2	21	2	1	5	10	24	2	2	7	.299
2009	New Britain	.296	129	459	62	136	38	2	8	65	10	5	13	55	73	5	6	7	.383
2010	Rochester	.265	137	525	58	139	32	2	8	54	6	3	6	52	99	9	4	13	.336
2011	Rochester	.243	127	469	54	114	27	1	3	41	1	4	7	45	93	7	2	5	.316
	MINNESOTA	.301	23	73	5	22	1	0	0	4	0	0	1	4	14	2	0	0	.346
Minor League Totals		.271	685	2558	372	693	163	19	40	274	28	15	51	271	423	53	19	43	.351
Major League Totals		.301	23	73	5	22	1	0	0	4	0	0	1	4	14	2	0	0	.346

DINKELMAN'S FIELDING RECORD

POSITION	PCT	G	PO	A	E	TC	DP	PB
Second Base	1.000	11	24	32	0	56	8	—
Outfield	1.000	10	20	0	0	20	0	—
Totals	1.000	21	44	32	0	76	8	—

ACTIVE OPPOSITION HITTERS VS. TWINS

(Minimum of 100 career at-bats against Minnesota)

PLAYER	AB	H	AVG	PLAYER	AB	H	AVG
Mark Teixeira	248	92	.371	Placido Polanco	352	115	.327
Howie Kendrick	119	43	.361	Alexei Ramirez	264	86	.326
Dustin Pedroia	123	43	.350	Magglio Ordonez	739	240	.325
Orlando Cabrera	230	79	.343	Ichiro Suzuki	407	132	.324
Bobby Abreu	188	64	.340	Derek Jeter	482	156	.324
B.J. Upton	115	39	.339	Josh Hamilton	146	47	.322
Hideki Matsui	177	60	.339	Melky Cabrera	165	53	.321
Yuniesky Betancourt	270	91	.337	Alex Rodriguez	508	163	.321
Adam Lind	101	34	.337	Kevin Youkilis	132	42	.318
Mike Napoli	105	35	.333	Chone Figgins	299	95	.318
David Ortiz	162	54	.333	Adrian Beltre	218	69	.317
Alberto Callaspo	198	65	.328	Robinson Cano	197	62	.315

ACTIVE OPPOSITION PITCHERS VS. TWINS

(Minimum of six career victories against Minnesota)

PITCHER	W	L	IP	ER	ERA	PITCHER	W	L	IP	ER	ERA
Mark Buehrle	27	19	334.0	139	3.75	Arthur Rhodes	8	5	85.1	36	3.80
CC Sabathia	14	8	205.2	68	2.98	John Lackey	7	5	102.2	42	3.68
Tim Lincecum	14	7	163.2	82	4.51	Darren Oliver	7	6	94.2	41	3.90
Freddy Garcia	10	7	144.2	65	4.04	Jake Westbrook	7	10	132.2	55	3.73
Justin Verlander	10	7	138.0	54	3.52	John Danks	6	9	129.2	72	5.00
Bartolo Colon	9	8	137.0	63	4.14	Tim Hudson	6	3	101.1	24	2.13
Jon Garland	8	8	166.0	84	4.55	Rick Porcello	6	4	72.1	23	2.86
Roy Halladay	8	2	95.0	31	2.94	Javier Vazquez	6	7	106.0	62	5.26
Cliff Lee	8	4	116.1	47	3.64						



RYAN DOUMIT


CATCHER/OUTFIELDER/FIRST BASEMAN

18

HEIGHT/WEIGHT: 6-1/220
BORN: 4/3/81 in Moses Lake, WA
RESIDES: Spokane, WA

BATS/THROWS: S/R
OPENING DAY AGE: 31

ACQUIRED: Signed as free agent, 11/23/11
M.L. SERVICE: 6 years, 120 days
CONTRACT STATUS: Signed thru 2012



PERSONAL: Ryan Matthew Doumit (pronounced DOE-mitt)...wife Shana (Russell)...1999 graduate of Moses Lake (WA) High School where he played baseball and football...was named First-Team All-Conference, Second-Team All-America and All-State in baseball...contributed \$25,000 to Pirates Charities "Fields for Kids" program in 2009.

2011:

- Was Pittsburgh's Opening Day catcher for the fourth straight season - the longest streak by a Pirates catcher since Jason Kendall started nine straight openers from 1996-2004.
- Hit his third career grand slam, off Clayton Richard, May 4 at San Diego.
- Homered in back-to-back games, May 4 at San Diego and 5 vs. Houston both from the right side of the plate.
- Suffered a fractured left ankle in a home plate collision with Carlos Pena at Wrigley Field, May 29...was placed on the 15-day disabled list the following day...was batting .269 (25-for-93) with four home runs and 15 rbi in 34 games at the time of his injury.
- Played five games on rehab assignment with Single-A Bradenton, July 21-26...transferred rehab assignment to Triple-A Indianapolis, July 25, playing eight games with Indy before being recalled from rehab and reinstated from the DL, August 3.
- Batted .328 (41-for-125) with four homers and 15 rbi in 43 games after being reinstated from the disabled list.
- Tied career-high (sixth time) with four hits on August 15 vs. St. Louis.
- Led the National League with a .404 (23-for-57) average in September, hitting safely in 11 of his 13 starts.
- Made 53 starts behind the plate...had four passed balls and six errors (five throwing/one fielding)...finished season with 55 home runs in his career as a Pirates catcher; ranking third on the club's All-Time list behind Jason Kendall (66) and Tony Pena (63).

HOMERS FROM RIGHT SIDE

- August 27, 2005 vs. CIN off Eric Milton
- April 4, 2008 at FLA off Scott Olsen
- May 1, 2008 at WAS off Odalis Perez
- June 11, 2008 vs. WAS off John Lannan
- July 22, 2008 at HOU off Tim Lincecum
- September 17, 2008 vs LAD off Scott Elbert
- September 13, 2009 at HOU off Tim Lincecum
- April 5, 2010 vs. LAD off George Sherrill
- June 30, 2010 at CHC off Ted Lilly
- May 4, 2011 at S.D. off Clayton Richard
- May 8, 2011 vs. HOU off Fernando Abad

2010: Was Pittsburgh's Opening Day catcher for the third straight year...hit a three-run homer on Opening Day, April 5 vs. Los Angeles (NL)...recorded a season-high, 10-game hitting streak from April 21-30, batting .471 (16-for-34) during the streak...hit his second career grand slam, off Trevor Hoffman, April 27 at Milwaukee...homered again the next day off Hoffman as a pinch hitter, tying the game in the 9th inning, becoming just the second player ever to homer off Hoffman twice in the same season (Dante Bichette, Colorado in 1996)...first career walk-off home run, off Takashi Saito, May 23 vs. Atlanta...placed on 15-day disabled list with a concussion, July 22...played four games with Triple-A Indianapolis on a rehab assignment from August 2-6...recalled from rehab and reinstated from DL, August 7...set a career-high in games played...made 91 starts behind the plate, 17 in right field, three at first base and one as the designated hitter...went 4-for-10 with a homer and three rbi as a pinch hitter...threw out 6 of the 74 baserunners attempting to steal against him, had nine passed balls and committed six errors behind the plate (four throwing/two fielding)...made three errors (two fielding/one throwing) while playing right field and one fielding error at first base.

2009: Made second straight Opening Day start as Pittsburgh's catcher...hit his first career grand slam, off Mike Lincoln, April 11 at Cincinnati...doubled three times on April 18 vs. Atlanta...injured his right wrist in second at-bat on April 19 vs. Atlanta, but remained in the game...had an MRI on April 20 and a CT scan on April 21 which revealed a fracture of the scaphoid bone...had surgery on the wrist on April 23 in Pittsburgh; surgery performed by Dr. Mark Baratz...had CT scan on wrist in Pittsburgh, May 28...began a two-week throwing and hitting program, June 13...played two games on rehab assignment with GCL Pirates and five games with Triple-A Altoona...was reinstated from DL, July 10...hit safely in season-high seven straight games, July 22-28...batted .346 (28-for-81) in September...missed consecutive games on September 8-9 due to a stiff back...threw out 11 of the 40 runners attempting to steal against him (28%), committed six errors and had two passed balls.

2008: Made first career Opening Day start, March 31 at Atlanta...hit his second career home run right-handed, April 4 at Florida off Scott Olsen; and first since August 27, 2005...second career two-homer game, April 20 at Chicago (NL)...ranked second in the Majors among catchers in batting average (.371) and slugging percentage (.614) in April...was hitting .350 with five home runs and 15 rbi in 29 games when he suffered a left thumb fracture, May 13 at St. Louis...placed on the 15-day disabled list, May 14...made three rehab appearances with Double-A Altoona and was recalled from his rehab assignment and reinstated from DL, June 6...named Co-Player of the Week with Florida's Ricky Nolasco during week of June 9-15 after hitting .400 (10-for-25) with seven rbi and a league-leading four home runs, 24 total bases and a .960 slugging percentage...was hit in the mask three times while catching on June 17 and missed next five games due to concussion-like symptoms...left game on August 22 at Milwaukee due to dehydration...made eight errors (six throwing/two fielding) and shared league lead with nine passed balls (also Paul Bako)...led all National League catchers with a .323 batting average; Minnesota's Joe Mauer led all Major League catchers with a .335 average (minimum of 400 plate appearances)...his .318 overall average would have ranked fourth in the NL, but he fell 37 plate appearances shy of qualifying for the batting title...made career-high 106 appearances (103 starts) behind the plate and threw out 15 of the 72 runners attempting to steal against him (21%)...led National League with a .407 average with runners in scoring position and ranked third in the Majors behind David DeJesus (.419) and Ian Kinsler (.413)...hit .314 with 10 home runs batting left-handed and .330 with five homers batting right-handed...his 15 home runs were the most by a Pirates catcher since Mark Parent hit 15 in 1995...Ranked fourth among NL catchers with 68 rbi (also had one rbi as a pinch hitter).

2007: Made Pittsburgh's Opening Day roster for the second straight year...optioned to Triple-A Indianapolis, April 7...named International League Player of the Week for the week of April 16-22 after hitting .423 (11-for-23) with a double, two homers, 11 rbi, six runs and a .692 slugging percentage...led International League in batting average (.415) and rbi (20) during the month of April...was recalled by Pittsburgh, April 26...hit safely in a career-high 11 straight games from April 29-May 11, batting .514 (19-for-37) during the stretch...hit his first career pinch hit home run, a three-run shot, May 18 vs. Arizona off Tony Pena...recorded two outfield assists, May 22 at St. Louis...hit a game-tying pinch hit, three-run homer in the seventh inning off Rafael Soriano at Atlanta, July 14...placed on the 15-day disabled list with a left wrist contusion, August 14; injured the wrist in right field, August 13...reinstated from DL, September 8...injured his right ankle on September 8 and ended the season on the disabled list...made 33 starts in right field, 28 behind the plate, two at first base and one as the DH...threw out four of the 22 baserunners attempting to steal against him (18%) and had five passed balls...ranked second on team with five outfield assists.

2006: Made Pittsburgh's Opening Day roster for the first time in his career...his first hit of the season was a home run off Rick White, April 6 at Cincinnati...placed on the 15-day disabled list with a left hamstring strain, April 16...went on rehab assignment with Indianapolis, April 27...was recalled from his rehab assignment and reinstated from the disabled list, May 3...made first career appearance at first base as a starter on May 6 at Washington and recorded 14 putouts (no errors)...missed nine games due to left hamstring injury, May 7-18...walk-off single, June 1 vs. Milwaukee...suffered a left hamstring tear while running to first base, June 4 vs. Milwaukee and was placed on the DL the following day...played nine games on rehab assignment for GCL Pirates and Altoona...recalled from his rehab assignment and reinstated from the disabled list, August 23...made final start behind the plate, August 30...made final 23 starts at first base...was ejected for arguing balls and strikes by home plate umpire Greg Gibson, September 21 at Los Angeles...participated in Mexican Pacific Winter League with Mazatlan and batted .292 (40-for-137) with six doubles, six home runs and 16 rbi in 35 games.

2005: Began season with Triple-A Indianapolis...was leading the International League with six home runs, through games of April 17...was tied for third in the International League in home runs and ranked second in slugging percentage (.630) at the time of his recall to Pittsburgh, June 5...made Major League debut, June 5 vs. Atlanta and grounded out as a pinch hitter...made first Major League start behind the plate and recorded his first Major League hit, doubling off Hayden Penn, June 7 vs. Baltimore...stole home as part of a double steal, June 17 at Boston...hit his first Major League home run off Ezequiel Astacio, July 19 vs. Houston (Game One)...hit his second home run in same game, a 457-foot shot off Russ Springer, becoming the first Major Leaguer to hit his first home run as part of a multi-homer game since Colorado's Aaron Miles, April 14, 2004...had season-high eight-game hitting streak from August 3-14, batting .522 (12-for-23) with one homer and nine rbi during the streak...led all Major League rookies with a .364 batting average and a .425 on-base percentage during the month of August in which he ranked fourth among all NL players in average and sixth in on-base percentage...hit his first career right-handed home run off Eric Milton, August 27 vs. Cincinnati...had a career-high four hits on September 24 at Los Angeles...hit five of his six home runs off right-handers...played nine games for Escogido in the Dominican Winter League and batted .269 (7-for-26) with three rbi.

2004: Spent the season with Double-A Altoona...began season on the disabled list with mononucleosis...activated from the DL, April 26...reached base safely in 18 straight games, May 6-25 and in 26 of his 28 games from, May 6-June 6...made final appearance behind the plate, June 2 at Bowie...placed on DL with right elbow soreness, July 27 and missed remainder of season.

2003: Spent entire season with Single-A Lynchburg...led Carolina League in doubles, ranked second in extra-base hits (50) and third in rbi...batted .398 (33-for-83) with 23 rbi in 20 games in April...hit 10 of his 11 home runs off right-handed pitchers...threw out 21 of the 85 baserunners attempting to steal against him (25%), committed nine errors and had a league-high 23 passed balls...participated in the Arizona Fall League and hit .346 (9-for-26) with three doubles, two home runs and seven rbi in 10 games with the Mesa Desert Dogs...rated as the Pirates' 10-best prospect and Best Defensive Catcher by *Baseball America* prior to the 2004 season.

2002: Spent entire season with Single-A Hickory...reached base safely in 15 straight games from May 27-June 13...hit grand slam and drove in six runs, June 13 at Hagerstown...threw out eight of the 38 baserunners attempting to steal against him (21%), had six passed balls and seven errors...batted .355 (66-for-186) and hit each of his six home runs off right-handers...suffered a broken index finger on his right hand, June 27 vs. Kannapolis...placed on the disabled list, June 28 and underwent surgery, July 2 (surgery performed by Dr. Mark Baratz in Pittsburgh).

2001: Started the season with Single-A Hickory...placed on the disabled list with back spasms, May 14...began rehab assignment with GCL Pirates, July 5...reinstated from the disabled list, August 3 and appeared in two games with Altoona...returned to Hickory, August 6 and homered in his return to the Crawdads, August 7 vs. Kannapolis...reached base safely in 13 consecutive games with Hickory, April 20-August 10 (streak interrupted by three-month stint on DL).

2000: Spent entire season with Single-A Williamsport...named to the New York-Penn League All-Star team and was selected to the short-season All-Star team by *Baseball America*...hit first home run, June 26 at Hudson Valley, but went next 59 games without a homer...recorded a season-high 10-game hitting streak, August 2-14, batting .450 (18-for-40) in that span...had five hits on August 13 vs. Lowell...Finished 10th in the NY-Penn League in average.

1999: Spent first professional season with GCL Pirates...batted .423 (22-for-52) in 16 games as the designated hitter and .063 (2-for-32) in 13 games as a catcher...batted .333 (18-for-54) over his final 16 games...hit .341 on the road and .220 at home.

PROFESSIONAL: Pirates' 2nd round pick (59th overall) in the June 1999 First-Year Player Draft...signed by scout James House.



2011

Hits: 4, 8/15 vs. StL.
RBI: 4, 5/4 at S.D.
Hit-Strike: 6, 9/3-9

HR: 1, 8x, last 9/6 vs. Hou.
Grand Slams: 1, 5/4 at S.D.
SB: - -

DOUMIT'S GAME HIGHS

Hits: 4, 6x, last 8/15/11 vs. StL.
RBI: 4, 6x, last 5/4/11 at S.D.
Hit-Strike: 11, 4/29-5/11/07

CAREER

HR: 2, 4x, last 7/22/09 vs. Mil.
Grand Slams: 3, last 5/4/11 at S.D.
SB: 2, 6/17/05 at Bos.

DOUMIT'S BATTING RECORD

YEAR	CLUB	AVG	G	AB	R	H	2B	3B	HR	RBI	SH	SF	HB	BB	SO	SB	CS	E	OBP
1999	GCL Pirates	.282	29	85	17	24	5	0	1	7	0	1	4	15	14	4	2	2	.410
2000	Williamsport	.313	66	246	25	77	15	5	2	40	0	7	4	23	33	2	2	6	.371
2001	Hickory	.270	39	148	14	40	6	0	2	14	0	0	4	10	32	2	1	3	.333
	GCL Pirates	.235	7	17	2	4	2	0	0	3	0	0	0	2	0	0	0	1	.316
	Altoona	.250	2	4	0	1	0	0	0	2	0	0	0	1	1	0	0	0	.400
2002	Hickory	.322	68	258	46	83	14	1	6	47	2	5	8	18	40	3	5	7	.377
2003	Lynchburg	.275	127	458	75	126	38	1	11	77	0	8	13	45	79	4	0	9	.351
2004	Altoona	.262	67	221	31	58	20	0	10	34	1	4	8	21	49	0	1	3	.343
2005	Indianapolis	.345	51	165	41	57	11	0	12	35	0	2	5	16	36	1	3	4	.415
	PITTSBURGH	.255	75	231	25	59	13	1	6	35	1	1	13	11	48	2	1	8	.324
2006	Indianapolis	.318	6	22	3	7	1	1	0	7	0	0	0	2	4	0	0	0	.375
	GCL Pirates	.000	5	14	1	0	0	0	0	0	0	0	1	1	4	0	0	1	.125
	Altoona	.333	4	15	4	5	3	0	0	4	0	0	2	0	1	0	0	0	.412
	PITTSBURGH	.208	61	149	15	31	9	0	6	17	1	2	11	15	42	0	0	4	.322
2007	Indianapolis	.415	16	53	15	22	4	0	4	20	0	3	3	8	12	3	2	0	.493
	PITTSBURGH	.274	83	252	33	69	19	2	9	32	0	1	4	22	59	1	2	3	.341
2008	Altoona	.429	3	7	0	3	0	0	0	0	0	0	0	0	2	0	0	0	.429
	PITTSBURGH	.318	116	431	71	137	34	0	15	69	0	5	6	23	55	2	2	8	.357
2009	GCL Pirates	.000	2	7	0	0	0	0	0	0	0	0	0	1	2	0	0	0	.125
	Indianapolis	.118	5	17	1	2	0	0	0	0	0	0	0	1	3	0	0	0	.167
	PITTSBURGH	.250	75	280	31	70	16	0	10	38	0	3	1	20	49	4	0	6	.299
2010	Indianapolis	.167	4	12	2	2	1	0	1	2	0	0	0	1	2	0	0	0	.231
	PITTSBURGH	.251	124	406	42	102	22	1	13	45	0	1	8	41	87	1	0	10	.331
2011	Bradenton	.143	5	14	1	2	0	0	0	1	0	0	0	2	3	0	0	1	.250
	Indianapolis	.231	8	26	4	6	1	1	0	3	0	0	1	4	4	0	0	0	.355
	PITTSBURGH	.303	77	218	17	66	12	1	8	30	1	0	1	16	35	0	1	6	.353
	Minor League Totals	.291	513	1786	282	519	121	9	49	296	53	30	53	171	320	19	16	37	.364
	Major League Totals	.271	611	1967	234	534	125	5	67	266	3	13	44	148	375	10	6	45	.334

DOUMIT'S FIELDING RECORD

POSITION	PCT	G	PO	A	E	TC	DP	PB
Catcher	.986	426	2369	242	37	2648	24	—
First Base	.985	35	249	14	4	267	24	—
Outfield	.964	60	102	6	4	112	2	—
Totals	.985	521	2720	262	45	3027	50	—

RANKINGS AMONG CATCHERS SINCE 2008

BATTING AVERAGE (minimum of 1,000 plate appearances)

1. Joe Mauer332
2. Victor Martinez307
3. Yadier Molina291
4. A.J. Pierzynski284
5. Ryan Doumit281

EXTRA-BASE HITS (among National Leaguers)

1. Brian McCann212
2. Geovany Sota170
3. Miguel Montero154
4. Ryan Doumit132
5. Yadier Molina127



TERRY DOYLE

RIGHT-HANDED PITCHER

56

HEIGHT/WEIGHT: 6-4/258

BORN: 11/2/85 in Salem, NH

RESIDES: Warwick, RI

ACQUIRED: Selected in Rule 5 Draft, 12/8/11

M.L. SERVICE: None

CONTRACT STATUS: Signed thru 2012

BATS/THROWS: R/R

OPENING DAY AGE: 26

PERSONAL: John Terry Doyle...2004 graduate of Salem (NH) High School and was named the New Hampshire Interscholastic Athletic Association Class L Player of the Year as a senior...was First-Team All-State in his junior year...Second-Team All-State as a sophomore...earned Lawrence Eagle Tribune Most Valuable Player in his junior and senior seasons...led Salem to New Hampshire State Championship as a junior...attended Boston College, 2005-08.

2011:

- Started the season with Single-A Winston-Salem and pitched a 6.0-inning complete game in his second start, allowing three runs on eight hits and was dealt the loss.
- Lost each of his first five decisions before being transferred to Double-A Birmingham, May 20.
- Started one game for the Barons before being transferred back to Winston-Salem, May 23.
- Started two games for the Dash, including a 9.0-inning outing, June 1 vs. Potomac and an 8.0-inning outing, June 7 at Myrtle Beach (both no decisions), before being transferred back to Birmingham, June 11.
- Earned Southern League Pitcher of the Week, June 27, after tossing a complete game shutout with three hits allowed, June 26 vs. Tennessee.
- Placed on the 7-day disabled list with a lacerated finger, July 18...reinstated, July 29.
- Placed back on the disabled list with lacerated finger, August 9...reinstated, August 16.
- Went 4-0, 1.88 (28.2 ip, 6 er) with 33 strikeouts in his final four starts, August 16-September 1, including 12 strikeouts (7.0 ip), August 26 at Mississippi.
- Played for the Mesa Solar Sox in the Arizona Fall League, going 4-0, 1.98 (27.1 ip, 6 er) with opponents batting .135 (12-for-89) with five walks and 22 strikeouts in eight starts...named AFL Pitcher of the Week, October 24...also named to the AFL Rising Stars and AFL All-Prospect Team.

2010: Started the season with Single-A Kannapolis...recorded double-digit strikeouts in each of his final three starts with the Intimidators, fanning 11 (8.0 ip) on May 1 vs. Lakewood, 14 (7.0 ip) on May 7 at West Virginia, and 10 (7.0 ip) on May 13 vs. Delmarva...earned Carolina League Pitcher of the Week, May 31-June 6, throwing 8.0 scoreless innings...transferred to Single-A Winston-Salem, May 17...tossed 6.0-plus innings in 15 of his 20 starts for the Dash...struck out six-plus in 11 starts...combined to go 12-10, 2.94 (168.1 ip, 55 er) with 157 strikeouts in 27 starts between both levels...led all White Sox minor leaguers in innings pitched and strikeouts, was tied for second in wins and ranked third in ERA.

2009: Spent the season with Rookie-Level Great Falls...struck out 14 batters in a start (7.0 ip), July 3 at Missoula, earning his first win...struck out 12 batters in a start (7.0 ip), August 25 at Missoula...won each of his final five decisions, July 3-September 7...struck out six-plus batters in six of his 10 starts and 11.80 strikeouts-per-9.0 innings pitched.

2008: Spent his first professional season with Rookie-level Bristol...earned his first career win, tossing 3.0 scoreless innings in start, June 30 at Pulaski.

AMATEUR CAREER: Pitched four seasons at Boston College, going 18-20, 4.16 (288.0 ip, 133 er) with 123 walks and 255 strikeouts in 65 games (63 starts) from 2005-08...named to the 2008 Brooks Wallace Watch List...ranked as the 40th-best prospect by Perfect Game Crosschecker in the Cape Code League in 2006.

PROFESSIONAL: White Sox 37th round pick in the June 2008, First-Year Player Draft...signed by scout Chuck Fox...originally selected by the Los Angeles Dodgers in the 21st round of the June 2007, First-Year Player Draft.

DOYLE'S PITCHING RECORD

YEAR	CLUB	W-L	ERA	G	GS	CG	SH	SV	IP	H	R	ER	HR	HB	BB	SO	WP	BK	BAA
2008	Bristol	1- 2	1.88	10	0	0	0	0	24.0	27	11	5	0	0	3	27	7	0	.278
2009	Great Falls	5- 1	2.98	12	10	0	0	0	57.1	51	20	19	1	6	15	75	2	0	.244
2010	Kannapolis	4- 2	0.96	7	7	0	0	0	47.0	31	5	5	2	0	12	58	2	0	.187
	Winston-Salem	8- 8	3.71	20	20	0	0	0	121.1	115	60	50	13	8	34	99	8	1	.249
2011	Winston-Salem	1- 5	2.84	11	11	1	0	0	73.0	71	27	23	3	2	11	49	2	0	.252
	Birmingham	7- 5	3.24	15	15	2	1	0	100.0	91	38	36	8	4	22	73	3	0	.241
Minor League Totals		26-23	2.94	75	63	3	1	0	422.2	386	161	138	27	20	97	381	24	1	.242



BRIAN DOZIER

INFIELDER

77

HEIGHT/WEIGHT: 5-11/190
BORN: 5/15/87 in Tupelo, MS
RESIDES: Fulton, MS

BATS/THROWS: R/R
OPENING DAY AGE: 24

ACQUIRED: 8th round, 2009 First-Year Player Draft
M.L. SERVICE: None
CONTRACT STATUS: Signed thru 2012

NON-ROSTER INVITE

PERSONAL: James Brian Dozier (pronounced DOE-sheer)...2005 graduate of Itawamba Agricultural High School (MS) where he also earned three letters in football, two in golf and one in basketball...was a two-time All-State selection and four-time All-Area and All-Division selection...attended the University of Southern Mississippi where he was named a Louisville Slugger Freshman All-American and Conference USA All-Freshman Team member in 2006...named Second-Team All-C-USA as a junior...led the team in at-bats (269), hits (92), total bases (128), rbi (tied with 46) and doubles (17) as a junior...started 64 games at shortstop in 2008, missing just two innings the entire year.

2011:

- Was an invite to Twins Spring Training...reassigned to minor league camp, March 14 and reported to Single-A Ft. Myers.
- Named Twins Minor League Player of the Week for the week ending May 21, batting .433 (13-for-30) with two doubles, two triples, seven rbi, three runs scored and two walks in seven games...second career Player of the Week honor.
- Was named Twins Minor League Player of the Month for May after batting .337 (33-for-98) with seven doubles, three triples, 11 rbi, 14 runs scored, 14 walks and seven stolen bases...his first Player of the Month honor.
- Hit a grand slam in his final game with the Miracle, June 4 vs. Jupiter...transferred to Double-A New Britain, June 6.
- Named Florida State League Mid-Season All-Star but did not play in the game due to promotion.
- Placed on the 7-day disabled list with a left cheekbone fracture, June 10...reinstated, June 19.
- Named Eastern League Player of the Week, August 8, after batting .520 (13-for-25) with four doubles and four rbi in six games.
- Hit safely in 18 of 19 games, July 31-August 21, including his first career two-homer game, August 20 vs. New Hampshire.
- Batted .385 (52-for-135) against left-handed pitching and .295 (105-for-356) against right-handers at both levels combined.
- Made just 13 errors between both levels in 127 games (five errors at Ft. Myers and eight errors at New Britain).
- Given the Sherry Robertson Award for the Twins Minor League Player of the Year, voted on by the Twin Cities chapter of the BBWAA...combined to bat .320 (157-for-491) with 33 doubles, 12 triples, nine home runs, 56 rbi, 92 runs scored and 24 stolen bases in 127 games at both levels combined.
- Led the Twins organization in runs scored and triples, was third in hits, stolen bases and total bases (241), sixth in doubles and eighth in walks.
- Named as the shortstop on minorleaguebaseball.com's 2011 Twins organizational All-Star team.
- Played for the Mesa Solar Sox in the Arizona Fall League, batting .296 (32-for-108) with 27 runs, eight doubles, three home runs and 22 rbi in 26 games...earned a roster spot in the AFL Rising Stars Game representing the East division as the starting second baseman...went 1-for-2 in the game with a solo home run.
- Ranked 10th-best prospect in the Twins' minor league system, Best Strike-Zone Discipline and Best Defensive Infielder by *Baseball America*, entering the 2012 season.

2010: Started the season with Single-A Beloit, playing 32 games at shortstop, three games at second base and three games at third base for the Snappers...season-high 12-game hitting streak, April 10-23...transferred to Single-A Ft. Myers, May 22...hit his first professional home run, June 24 vs. Charlotte...named Twins Minor League Player of the Week, June 25 after batting .412 with 14 hits, one double, one home run, five rbi and six runs scored in eight games...played 66 games at shortstop for the Miracle, 14 at third base and 12 at second base.

2009: Began season with Rookie-Level GCL Twins...played in five games before being promoted to Rookie-Level Elizabethton, July 8...named the Appalachian League Player of the Week, August 10...batted .369 (48-for-130) with 10 doubles in 31 August games...played all 53 of his games at shortstop...finished second in the Appalachian League in batting average, hits and on-base percentage...was named an Appalachian League Postseason All-Star.

PROFESSIONAL: Signed by scout Earl Winn.

DOZIER'S BATTING RECORD

YEAR	CLUB	AVG	G	AB	R	H	2B	3B	HR	RBI	SH	SF	HB	BB	SO	SB	CS	E	OBP
2009	GCL Twins	.286	5	14	1	4	0	0	0	0	0	0	0	2	1	0	0	0	.375
	Elizabethton	.353	53	218	38	77	17	0	0	14	1	3	3	23	26	3	0	14	.417
2010	Beloit	.278	39	151	24	42	7	1	0	17	3	0	0	16	16	6	1	7	.347
	Ft. Myers	.274	93	350	44	96	11	1	5	42	9	6	1	44	41	10	4	15	.352
2011	Ft. Myers	.322	49	180	32	58	11	5	2	22	3	2	6	27	20	13	4	8	.423
	New Britain	.318	78	311	60	99	22	7	7	34	7	0	5	28	46	11	7	5	.384
Minor League Totals		.307	317	1224	199	376	68	14	14	129	23	9	15	140	150	43	16	49	.382



BRIAN DUENSING

52

LEFT-HANDED PITCHER

HEIGHT/WEIGHT: 6-0/205
BORN: 2/22/83 in Marysville, KS
RESIDES: Omaha, NE

BATS/THROWS: L/L
OPENING DAY AGE: 29

ACQUIRED: 3rd round, 2005 First-Year Player Draft
M.L. SERVICE: 2 year, 104 days
CONTRACT STATUS: Signed thru 2012




PERSONAL: Brian Matthew Duensing (pronounced DONE-sing)...wife Lisa (Blunk)...daughter McKenna (1/5/12)...2001 graduate of Millard South (NE) High School...attended the University of Nebraska where he was Collegiate Baseball Honorable Mention All-American, Big 12 All-Freshman Team and NCAA Lincoln All-Regional Team in 2002...pitched for Team USA in 2008 Olympic Games in Beijing, China.

2011:

- Named to the Twins Opening Day roster as the club's number five starter...made his first start, April 5 at New York (AL), allowing four runs on six hits in 7.0 innings and did not factor into the decision.
- Earned his first victory, April 17 at Tampa Bay, allowing two runs on seven hits in 7.0 innings.
- Went 2-1, 2.91 (34.0 ip, 11 er) in five starts in April and 0-4, 8.76 (24.2 ip, 24 er) in six games (five starts) in May.
- Lost five straight decisions, April 30-25 before snapping that streak, tossing 8.0 shutout innings in a win, June 5 at Kansas City.
- Tossed his second career complete game shutout, allowing six hits, walking four and striking out seven, July 4 vs. Tampa Bay.
- Recorded his 200th career strikeout, fanning Ramon Castro in the fifth inning, July 9 at Chicago (AL).
- Set a career-high with nine strikeouts in 6.2 innings, August 13 at Cleveland...was dealt the loss in that start, allowing three runs on nine hits.
- Was unavailable to pitch from September 4-13 with a right oblique strain...injury occurred in the second inning of his start, September 3 at Los Angeles (AL).
- Held left-handed batters to a .217 (38-for-175) batting average with seven extra-base hits.
- Committed four fielding errors on the season after entering 2011 having committed none.
- Led the Twins staff in losses but ranked second on the staff in innings pitched, starts and strikeouts.

2010: Started the season on the Twins' Opening Day roster for the second consecutive season...began the season in the bullpen and went 3-1, 1.67 (43.0 ip, 8 er) with nine holds in 39 appearances...did not allow a run in 10 consecutive appearances (9.1 ip), April 17-May 12...struck out in first career plate appearance, June 24 at Milwaukee...was inserted into the Twins starting rotation, July 23...at the time of his move to the rotation, he ranked eighth in the American League in ERA for relievers (1.67), second among lefties and his .214 opponent batting average ranked fifth among lefty relievers...first batters faced in relief went 1-for-36 (.028)...he made his first start of season, July 23 at Baltimore and did not factor into the decision, allowing one run on four hits in 5.0 innings, with no walks and three strikeouts...recorded first win of season as a starter, allowing two runs on eight hits in 6.0 innings, July 28 at Kansas City...pitched a three-hit, complete game shutout, the first of his career, August 14 vs. Oakland...became just the third Twins lefty to pitch a shutout since 2002, joining Eric Milton (August, 2002) and Johan Santana (June, 2007)...earned his seventh victory of the season, allowing one run on seven hits in 8.0 innings, August 20 vs. Los Angeles (AL)...set a season-high with seven strikeouts, tossing 8.0 innings, allowing one run on six hits with no walks, September 8 vs. Kansas City...recorded his 10th win, allowing three runs on six hits in 6.0 innings in a Twins 9-3 victory, September 20 vs. Cleveland...won five consecutive decisions, July 18-August 20, and eight of nine decisions, July 18-September 20...was 7-2, 3.05 (85.2 ip, 29 er) in 13 starts and 3-1, 1.80 (45.0 ip, 9 er) in 40 relief appearances...was one of two pitchers in Major League Baseball to make 40-or-more relief appearances and 10-or-more starts (Hisanori Takahashi - NYM).

2009: Started season on the Twins Opening Day roster for the first time in his career...appeared in one game for the Twins, making his Major League debut in relief, April 10 at Chicago (AL) allowing two earned runs on two hits in 3.0 innings with no walks...optioned to Triple-A Rochester, April 14...made 13 starts for the Red Wings...pitched 7.0 innings in three straight starts, May 18-29...tossed 8.0 innings and allowed one run on six hits, earning the win, June 26 vs. Colorado Springs...recalled by Minnesota, July 7...made first career start, July 29 vs. Chicago (AL), allowing two runs on three hits in 5.0 innings...earned his first Major League win, August 22 at Kansas City, allowing two runs on six hits in 5.0 ip while walking one...second career victory, allowing one run on three hits in 7.0 innings, striking out eight, August 28 vs. Texas...tossed 7.0 shutout innings, September 2 vs. Chicago (AL)...earned the win with 7.0 shutout innings, September 13 vs. Oakland...went 5-0, 1.88 (43.0 ip, 9 er) in seven starts from August 22-September 23...posted an .833 (5-1) winning percentage from August 22 until the end of the season, tying him for fourth-best in the American League during that span...his 2.78 ERA (35.2 ip, 11 er) in September was the seventh-lowest in the A.L. (six starts)...went 0-1, 5.17 (31.1 ip, 18 er) in



15 relief appearances and 5-1, 2.73 (52.2 ip, 16 er) in nine starts...started Game 1 of the ALDS, October 7 at New York (AL), allowing five runs on seven hits in 4.2 innings, becoming the third rookie in club history to start a postseason game.

2008: Spent entire season at Triple-A Rochester...lost his first two starts of the year despite posting a 2.31 ERA (11.2 ip, 3 er)...earned his first win April 14 vs. Syracuse allowing three runs in 5.2 innings...posted a 2.75 ERA (36.0 ip, 11 er) over his first six starts...went 1-0 with a 0.90 ERA (20.0 ip, 2 er) in three starts from May 30-June 9...did not allow a run in back-to-back starts June 4 and 9 (15.0 innings)...earned his fifth win of the season with 6.0 scoreless innings, July 4 vs. Buffalo...pitched for the 2008 USA Olympic Team, July 28-August 27...posted a 1-0 record with a 1.17 ERA (7.2 ip, 1 er) and a .125 batting-average-against in four Olympic appearances...earned the win August 16 vs. Team Canada as he tossed 3.1 scoreless innings and a relief in a 5-4 win for Team USA...returned to the Red Wings and made his only relief appearance of the season, August 29 (2.0 scoreless innings)...made his final start, September 1 vs. Buffalo...went 3-2 with a 3.39 ERA over 12 home appearances (11 starts).

2007: Began season at Double-A New Britain...allowed three runs-or-less in first six starts, going 3-0, 2.14 (33.2 ip, 8 er), April 9-May 9...season-high 8.0 innings, May 4 vs. Trenton...promoted to Rochester, May 30...was 4-1, 2.19 (37.0 ip, 9 er) in five starts, May 30-June 27...season-high six-game win-streak, going 6-0, 2.44 (44.1 ip, 12 er) in seven starts, July 7-August 8...named Twins' Minor League Player of the Week, August 3-9...tied season-high nine strikeouts, August 27 vs. Pawtucket...tied for second in all of the minors with three complete games...was tied for ninth in all of minor league baseball with 15 wins...was third in International League in earned run average and tied for third in wins...ranked the 18th-best prospect in the Eastern League by *Baseball America*...rated eighth-best prospect in the Twins' organization by *Baseball America* entering the 2008 season.

2006: Began season at Single-A Beloit...tossed 6.0-plus innings in eight consecutive starts, April 18-May 28...pitched season-high 9.0 innings in complete game shutout, May 10 at West Michigan...promoted to Single-A Ft. Myers, June 6...tossed 6.0-plus innings in six consecutive starts, June 9-July 6...promoted to Double-A New Britain, July 14...tied season-high eight strikeouts, July 23 at Erie...was eighth in Twins' organization in earned run average (3.49).

2005: Spent first professional season at Rookie Level Elizabethton...was 1-0, 1.13 (8.0 ip, 1 er) in three appearances (one start), July 5-15...did not allow a run in two of three appearances (two starts), going 2-0, 2.19 (12.1 ip, 3 er), August 6-11...tossed season-high 7.0 innings, August 11 at Danville...tied season-high nine strikeouts, August 24 at Bristol.

PROFESSIONAL: Signed by scout Mark Wilson.

2011		DUENSING'S GAME HIGHS		CAREER	
IP: 9.0, 7/4 vs. T.B.	Walks: 4, 3x, last 7/4 vs. T.B.	IP: 9.0, 2x, last 7/4/11 vs. T.B.	Walks: 4, 8x, last 7/4/11 vs. T.B.	SO: 9, 8/13 at Cle.	CG: 2, last 7/4/11 vs. T.B.
SO: 9, 8/13 at Cle.	CG: 1, 7/4 vs. T.B.	SO: 9, 8/13/11 at Cle.	CG: 2, last 7/4/11 vs. T.B.	Win-Streak: 3, 6/28-7/17	Low-Hit: 6, 7/4 vs. T.B.
Win-Streak: 3, 6/28-7/17	Low-Hit: 6, 7/4 vs. T.B.	Win-Streak: 5, 2x, last 7/18-8/20/10	Low-Hit: 3, 8/14/10 vs. Oak.		

DUENSING'S PITCHING RECORD																			
YEAR	CLUB	W-L	ERA	G	GS	CG	SH	SV	IP	H	R	ER	HR	HB	BB	SO	WP	BK	BAA
2005	Elizabethton	4-3	2.32	12	9	0	0	0	50.1	49	19	13	4	0	16	55	6	0	.249
2006	Beloit	2-3	2.94	11	11	0	0	0	70.1	68	26	23	3	1	14	55	1	0	.257
	Ft. Myers	2-5	4.24	7	7	0	0	0	40.1	47	25	19	4	0	8	33	1	0	.296
	New Britain	1-2	3.65	10	9	0	0	0	49.1	51	29	20	6	1	18	30	0	0	.277
2007	New Britain	4-1	2.66	9	9	0	0	0	50.2	47	19	15	2	1	7	38	0	0	.240
	Rochester	11-5	3.24	19	19	3	1	0	116.2	115	54	42	13	5	30	86	1	0	.261
2008	Rochester	5-11	4.28	25	24	0	0	0	138.2	150	75	66	16	5	34	77	4	0	.278
2009	MINNESOTA	5-2	3.64	24	9	0	0	0	84.0	84	37	34	7	3	31	53	1	0	.263
	Rochester	4-6	4.66	13	13	0	0	0	75.1	87	40	39	2	2	19	44	2	0	.298
2010	MINNESOTA	10-3	2.62	53	13	1	1	0	130.2	122	42	38	11	3	35	78	1	0	.247
2011	MINNESOTA	9-14	5.23	32	28	1	1	0	161.2	193	102	94	21	1	52	115	3	0	.299
	Minor League Totals	33-36	3.61	106	101	3	1	0	591.2	614	287	237	50	15	146	418	15	0	.270
	Major League Totals	24-19	3.97	109	50	2	2	0	376.1	399	181	166	39	7	118	246	5	0	.274

DUENSING'S FIELDING RECORD								
POSITION	PCT	G	PO	A	E	TC	DP	PB
Pitcher	.953	109	21	60	4	85	3	—

DUENSING'S BATTING RECORD																
BATTING	AVG	AB	R	H	2B	3B	HR	RBI	SH	SF	HB	BB	SO	SB	CS	OBP
Career	.000	5	0	0	0	0	0	0	0	0	0	0	3	0	0	.000

DUENSING'S DIVISION SERIES RECORD																			
YEAR	OPPONENT	W-L	ERA	G	GS	CG	SH	SV	IP	H	R	ER	HR	HB	BB	SO	WP	BK	BAA
2009	New York (AL)	0-1	9.64	1	1	0	0	0	4.2	7	5	5	1	0	1	3	1	0	.333
2010	New York (AL)	0-1	13.50	1	1	0	0	0	3.1	7	5	5	1	0	1	1	0	0	.438
	Division Series Totals	0-2	11.25	2	2	0	0	0	8.0	14	10	10	2	0	2	4	1	0	.378



PHIL DUMATRAIT

LEFT-HANDED PITCHER

20

HEIGHT/WEIGHT: 6-2/210
BORN: 7/12/81 in Bakersfield, CA
RESIDES: Bakersfield, CA

BATS/THROWS: R/L
OPENING DAY AGE: 30

ACQUIRED: Signed as free agent, 11/17/10
M.L. SERVICE: 3 years, 14 days
CONTRACT STATUS: Signed thru 2012

NON-ROSTER INVITE

PERSONAL: Phillip Anthony Dumatrait (pronounced doo-MAH-tray)...wife, Krista...son Maddox (4/8/06) and daughter Jaclynn (1/30/09)...1999 graduate of Ridgeview (CA) High School...attended Bakersfield Junior College in 2000, going 8-4 with a 3.30 ERA and 123 strikeouts.

2011:

- Was an invite to Twins Spring Training...reassigned to minor league camp, March 28...started the season with Triple-A Rochester.
- Pitched in 15 games for the Red Wings, going 0-1, 1.15 (15.2 ip, 2 er) with four saves, 11 walks and 12 strikeouts...had his contract selected by Minnesota, May 16.
- Made his first appearance, allowing one run in 1.1 innings of relief, May 16 at Seattle...it marked his first appearance in the Majors since October 4, 2009 at Cincinnati, as a member of the Pirates.
- Allowed just one run in 10 games (7.2 innings pitched) from May 19-June 8 for an ERA of 1.17 in that span.
- Earned his first career save, June 8 at Cleveland in his 53rd career Major League appearance.
- Earned his first win of the season, tossing 1.0 scoreless inning of relief, July 3 vs. Milwaukee...his first Major League win since June 8, 2008 vs. Arizona as a member of the Pirates.
- Set a single-season career-high with his 22nd appearance, July 19 vs. Cleveland...finished with 45 appearances.
- Did not allow an earned run in 12 consecutive appearances (10.0 ip), July 18-August 13.
- Season-high three strikeouts, September 18 vs. Cleveland, fanning three of his five batters faced.
- Held left-handed batters to a .237 (18-for-76) batting average while righties batted .310 (27-for-87).

2010: Signed a minor league contract with Detroit and began the season with Triple-A Toledo...pitched in eight games for the Mud Hens (all starts)...won each of his final three starts, May 4-15, posing a 1.50 ERA (18.0 ip, 3 er) during that span...held left-handed batters to a .163 (8-for-49) batting average with two extra-base hits, while righties batted .286 (32-for-112)...placed on the temporarily inactive list, May 19...reinstated and released, May 21...signed with the LG Twins of the Korea Baseball Organization...he was one of just two non-Korean players on the roster and the only American.

2009: Began the season on Pittsburgh's disabled list, recovering from left shoulder surgery...went on rehab assignment, pitching with GCL Pirates, Single-A State College, Double-A Altoona and Triple-A Indianapolis, July 21-August 19...reinstated from 15-day disabled list, August 21 and pitched in relief for the Pirates, going 0-2, 6.92 (13.0 p, 10 er) in 15 relief appearances.

2008: Spent the season with Pittsburgh, making his first Opening Day roster...earned his first Major League victory, tossing 5.2 scoreless innings with three hits allowed, one walk and five strikeouts, May 7 vs. San Francisco...set a season-high with nine strikeouts, May 29 at Cincinnati...placed on 15-day disabled list with left shoulder tendinitis, June 20...reinstated July 7 and made one start before being placed back on the 15-day disabled list, July 8 through the end of the season...underwent arthroscopic surgery on his left shoulder, August 8...went 3-3, 5.74 (58.0 ip, 37 er) in 11 starts and 0-1, 3.92 (20.2 ip, 9 er) in 10 relief appearances.

2007: Began the season with Triple-A Louisville...named Louisville Pitcher of the Month for April after going 4-0, 0.63 ERA (28.2 ip, 2 er) in five starts...was named to the International League mid-season All-Star team...recalled by the Reds, August 2 and made his Major League debut, starting that night at Washington, allowing six runs on eight hits in 3.2 innings and was dealt the loss...pitched in three more games for the Reds, allowing 15 runs in 12.0 innings...optioned back to Louisville, August 21 and started one game for the Bats before being recalled by the Reds...pitched in two games in September...claimed off waivers by Pittsburgh, October 26.

2006: Began the season with Double-A Chattanooga...named Southern League Pitcher of the Week, April 24-30, going 2-0, 0.75 (12.0 ip, 1 er) with 14 strikeouts...set a season-high with 10 strikeouts, April 30 at Carolina...finished eighth in the Southern League in ERA for April (2.14 in four starts)...transferred to Triple-A Louisville, June 5...ranked 16th-best prospect in the Reds organization by *Baseball America* following the season...pitched in the Arizona Fall League with Phoenix, going 2-0, 5.49 (19.2 ip, 12 er) in seven games (five starts).

2005: Began the season with Single-A Sarasota and pitched in three games before being transferred to Double-A Chattanooga, April 23...was fourth in the Southern League with a 3.17 ERA...led the league with 13 wild pitches, while finishing third in losses (12) and walks allowed (70)...ranked 12th-best prospect in the Reds organization by *Baseball America* following the season.

2004: Missed the entire season after undergoing surgery to repair the torn ulnar collateral ligament in his left elbow, a procedure performed by Dr. Timothy Kremchek, April 12.

2003: Began the season with Single-A Sarasota...acquired by Cincinnati along with a player to be named later (pitcher, Tyler Pelland) and cash from Boston, in exchange for Scott Williamson, July 30...assigned to Single-A Potomac after joining the Reds organization...went 3-0, 0.60 (30.0 ip, 2 er) in five July starts...finished second among all Florida State League starters with a .209 batting-average-against...ranked sixth-best prospect in the Reds' organization by *Baseball America* following the season.

2002: Began the season with Single-A Augusta...set a season-high with 11 strikeouts, May 10 vs. South Georgia...named South Atlantic League Pitcher of the Week, June 28-July 4...tossed a two-hit shutout, July 4 at Columbia...named to the South Atlantic League mid-season All-Star team...went 2-2, 1.91 (33.0 ip, 7 er) with 37 strikeouts in six July starts...rated as possessing the best breaking pitch in the South Atlantic League by *Baseball America*...transferred to Single-A Sarasota, August 2...ranked fifth-best prospect in the Red Sox organization and 20th-best in the South Atlantic League by *Baseball America* following the season.

2001: Began the season with the GCL Red Sox...named Gulf Coast League's Pitcher of the Week, August 13-19, going 2-0 with 11.0 scoreless innings and 16 strikeouts...set a season-high with 10 strikeouts, August 18 vs. GCL Orioles...transferred to Single-A Lowell, August 28...ranked seventh-best prospect in the Red Sox organization by *Baseball America* following the season.

2000: Pitched in his first professional season with the GCL Red Sox, appearing in six games, allowing six runs (three earned) on 10 hits in 16.1 innings pitched...ranked the 14th-best prospect in the Red Sox organization by *Baseball America* following the season.

PROFESSIONAL: Red Sox' first round pick (22nd overall) in the June 1997, First-Year Player Draft...signed by scout Ed Roebuck.

2011		DUMATRAIT'S GAME HIGHS				CAREER			
IP: 2.1, 8/24 vs. Bal.	Walks: 2, 5x, last 9/26 vs. K.C.	IP: 7.0, 5/29/08 at Cin.	Walks: 7, 5/18/08 at CHC.						
SO: 3, 9/18 vs. Cle.	CG: --	SO: 9, 5/29/08 at Cin.	CG: --						
Win-Streak: 1, 7/3 vs. Mil.	Low-Hit: --	Win-Streak: 1, 4x, last 7/3/11 vs. Mil.	Low-Hit: --						

DUMATRAIT'S PITCHING RECORD

YEAR	CLUB	W-L	ERA	G	GS	CG	SH	SV	IP	H	R	ER	HR	HB	BB	SO	WP	BK	BAA
2000	GCL Red Sox	0- 1	1.65	6	6	0	0	0	16.1	10	6	3	0	2	12	12	0	0	.172
2001	GCL Red Sox	3- 0	2.76	8	8	0	0	0	32.2	27	10	10	0	0	9	33	1	0	.229
	Lowell	1- 1	3.48	2	2	0	0	0	10.1	9	4	4	0	0	4	15	1	0	.225
2002	Augusta	8- 5	2.77	22	22	1	1	0	120.1	109	44	37	5	5	47	108	7	0	.249
	Sarasota	0- 2	3.86	4	4	0	0	0	14.0	10	9	6	0	0	15	16	2	0	.192
2003	Sarasota	7- 5	3.02	21	20	0	0	1	104.1	74	41	35	4	4	59	74	4	0	.204
	Potamac	4- 1	3.35	7	7	1	0	0	37.2	36	17	14	2	1	14	32	3	0	.248
2004									INJURED - DID NOT PLAY										
2005	Sarasota	0- 0	2.70	3	2	0	0	0	10.0	8	4	3	0	0	3	13	0	0	.211
	Chattanooga	4-12	3.17	24	24	0	0	0	127.2	115	58	45	4	2	70	101	13	0	.245
2006	Chattanooga	3- 4	3.62	10	10	0	0	0	49.2	39	24	20	4	1	22	45	3	1	.218
	Louisville	5- 7	4.72	16	15	1	0	0	87.2	104	49	46	10	1	36	58	1	0	.301
2007	Louisville	10- 6	3.53	22	22	0	0	0	125.0	114	57	49	10	6	49	76	1	0	.242
	CINCINNATI	0- 4	15.00	6	6	0	0	0	18.0	39	30	30	6	1	12	9	0	0	.448
2008	PITTSBURGH	3- 4	5.26	21	11	0	0	0	78.2	82	48	46	7	2	42	52	1	0	.271
2009	GCL Pirates	0- 0	0.00	1	1	0	0	0	4.0	3	0	0	0	0	2	2	0	0	.214
	State College	0- 1	3.60	1	1	0	0	0	5.0	5	4	2	1	0	0	4	0	0	.250
	Altoona	0- 1	11.25	1	1	0	0	0	4.0	9	5	5	0	1	0	4	0	0	.450
	Indianapolis	0- 2	4.20	4	2	0	0	0	15.0	16	11	7	2	0	4	5	0	0	.267
	PITTSBURGH	0- 2	6.92	15	0	0	0	0	13.0	13	11	10	4	0	11	7	0	0	.250
2010	Toledo	4- 1	3.16	8	8	0	0	0	42.2	40	19	15	3	4	18	17	1	0	.248
2011	Rochester	0- 1	1.15	15	0	0	0	4	15.2	10	4	2	1	1	11	12	0	0	.179
	MINNESOTA	1- 3	3.92	45	0	0	0	1	41.1	45	22	18	7	1	25	29	2	0	.276
	Minor League Totals	53-56	3.66	190	170	3	1	5	883.1	821	424	359	56	31	412	656	37	1	.242
	Major League Totals	4-13	6.20	87	17	0	0	1	151.0	179	111	104	24	4	90	97	3	0	.296

DUMATRAIT'S FIELDING RECORD

POSITION	PCT	G	PO	A	E	TC	DP	PB
Pitcher	1.000	87	9	18	0	27	1	—

DUMATRAIT'S BATTING RECORD

BATTING	AVG	AB	R	H	2B	3B	HR	RBI	SH	SF	HB	BB	SO	SB	CS	OBP
Career	.037	27	0	1	0	0	0	1	5	0	0	0	11	0	0	.037



CASEY FIEN

RIGHT-HANDED PITCHER

85

HEIGHT/WEIGHT: 6-2/205
BORN: 10/21/83 in Santa Rosa, CA
RESIDES: Buena Park, CA

BATS/THROWS: R/R
OPENING DAY AGE: 28

ACQUIRED: Signed as free agent, 1/3/12
M.L. SERVICE: 52 days

CONTRACT STATUS: Signed thru 2012

NON-ROSTER INVITE

PERSONAL: Casey Michael Fien (pronounced FEEN)...2002 graduate of John F. Kennedy High School (La Palma, CA)...William Penn in Oskaloosa, IA where he went 6-3, 2.48 ERA in 2003, Cal Poly San Luis Obispo (2005-06) and Golden West College in Huntington Beach, CA where he went 3-2, 2.93 ERA in 2004.

2011:

- Was an invite to Houston's Spring Training...started the season with Triple-A Oklahoma.
- Appeared in nine games before being placed on the 7-day disabled list with a right elbow strain, April 30...went on rehab assignment with GCL Astros, June 25...reinstated, June 30.
- Pitched in 12 games for the Red Hawks and was released by Houston's organization, August 2.

2010: Opened the season in Major League camp with the Tigers before being claimed off waivers by Boston on March 1, and then Toronto, March 4, before he was released by the Blue Jays, March 17...returned to the Tigers organization as a minor league free agent, March 19...began regular season with Triple-A Toledo...had contract selected by the Tigers, June 29 and played one game before he was optioned back to Toledo, July 3...joined the Tigers for the second time that season when he was recalled, July 20...designated for assignment by the Tigers, July 25, before being outrighted to Toledo, July 28...signed a minor league contract with Houston, November 12.

2009: Began the season at Triple-A Toledo...had his contract purchased by the Tigers, July 25 and made his Major League debut, July 26 vs. Chicago (AL), striking out two batters in 2.1 scoreless innings of relief...optioned to Toledo, August 4...recalled by the Tigers for the remainder of the season, September 1...finished the season second among all International League relievers with 10.24 strikeouts per-9-innings, was third with a 1.86 walks per-9-innings and fourth with 10.55 baserunners per-9-innings...named the 27th-best prospect in the Tigers organization by *Baseball America*...appeared in five games for Ponce in the Puerto Rican Winter League following the season, going 1-0, 1.59 (5.2 ip, 1 er) with five strikeouts.

2008: Started the season at Double-A Erie...converted 11 straight save opportunities for the Sea Wolves from May 27-July 20...named to the Eastern League's mid-season All-Star team with Erie...transferred to Triple-A Toledo, July 28...transferred back to Double-A Erie, August 28 but did not appear in a game before returning to Triple-A Toledo, August 30...named the 11th-best prospect in the Tigers organization by *Baseball America* following the season...played for Mesa in the Arizona Fall League, going 2-0, 1.84 (14.2 ip, 3 er) with two saves and 15 strikeouts in 12 appearances.

2007: Spent the season with Single-A West Michigan...appeared in four games during the Midwest League playoffs, recording three saves and 13 strikeouts in 7.2 scoreless innings of work...led all Midwest League relievers with 11.36 strikeouts-per-9-innings.

2006: Made professional debut with Single-A Oneonta...eight straight scoreless outings, July 4-26, tossing 17.0 scoreless innings in that time.

PROFESSIONAL: Detroit Tigers' 20th round pick in the June 2006 First-Year Player draft...signed by scout Tim McWilliam.

2011

IP: -- **Walks:** --
SO: -- **CG:** --
Win-Streak: -- **Low-Hit:** --

FIEN'S GAME HIGHS

IP: 3.0, 2x, 10/2/09 vs. CWS.
SO: 3, 7/29/09 at Tex.
Win-Streak: --

CAREER

Walks: 2, 2x, 9/15/09 vs. K.C.
CG: --
Low-Hit: --

FIEN'S PITCHING RECORD

YEAR	CLUB	W-L	ERA	G	GS	CG	SH	SV	IP	H	R	ER	HR	HB	BB	SO	WP	BK	BAA
2006	Oneonta	1-1	2.74	20	0	0	0	1	42.2	39	17	13	1	0	8	37	2	0	.248
2007	West Michigan	6-1	3.10	39	0	0	0	6	61.0	55	28	21	4	3	10	77	2	0	.233
2008	Erie	3-3	2.96	40	0	0	0	12	45.2	38	16	15	5	0	12	42	1	0	.226
	Toledo	2-0	2.40	12	0	0	0	1	15.0	14	4	4	2	1	4	17	2	0	.246
2009	Toledo	2-1	3.41	42	0	0	0	14	58.0	51	23	22	5	2	15	66	0	1	.237
	DETROIT	0-1	7.94	9	0	0	0	0	11.1	13	11	10	2	0	6	9	0	0	.289
2010	DETROIT	0-0	10.12	2	0	0	0	0	2.2	4	3	3	2	0	0	0	0	0	.364
	Toledo	3-3	2.60	44	0	0	0	8	62.1	54	21	18	8	1	13	44	0	0	.235
2011	GCL Astros	1-0	0.00	2	0	0	0	0	2.0	1	0	0	0	0	3	0	0	0	.143
	Oklahoma City	2-2	4.81	21	0	0	0	3	24.1	28	15	13	7	0	8	24	0	0	.289
	Minor League Totals	20-11	3.07	220	0	0	0	45	311.0	280	124	106	32	7	70	310	8	1	.240
	Major League Totals	0-1	8.36	11	0	0	0	0	14.0	17	14	13	4	0	6	9	0	0	.304

FIEN'S FIELDING RECORD

POSITION	PCT	G	PO	A	E	TC	DP	PB
Pitcher	1.000	11	1	1	0	2	0	—



PEDRO FLORIMON

71

SHORTSTOP

HEIGHT/WEIGHT: 6-2/180
BORN: 12/10/86 in La Romana, DR
RESIDES: La Romana, DR

BATS/THROWS: S/R
OPENING DAY AGE: 25

ACQUIRED: Claimed off waivers, December 5, 2011
M.L. SERVICE: 23 days
CONTRACT STATUS: Signed thru 2012

NON-ROSTER INVITE

PERSONAL: Pedro Alexander Florimon, Jr.

2011:

- Was recalled from Double-A Bowie September 6 and made his Major League debut, September 10 at Toronto.
- Recorded his first Major League hit with a game-tying two-run double off Brad Penny, September 25 at Detroit.
- Spent the regular season with Double-A Bowie, batting .267 (121-454) with eight homers and 60 rbi in 133 games at shortstop.
- Drove in a season-high five runs, June 30 at Binghamton and drove in four runs, July 19 at Harrisburg and September 4 against Erie.
- Went 11-for-20 (.550) from June 26-30 with three doubles, two homers and eight rbi and hit .320 (31-for-97) in 28 July games.

2010: Began the season with Double-A Bowie, batting .183 (22-for-120) in 37 games...placed on the disabled list by Bowie with a left oblique strain, May 25...hit .158 (3-for-19) in a five-game rehab assignment with Aberdeen...joined single-A Frederick on June 26 and had 21 multi-hit games...was named the Carolina League Player of the Week, July 5-11, when he hit .444 with three doubles, a triple, a home run and six rbi.

2009: Spent the most of the season with Single-A Frederick...named to the Carolina League All-Star team; started the game at shortstop, tripled and scored the tying run...named the Carolina League Player of the Week, August 17-23, when he hit .462 with four doubles, in Triple-A and six rbi...finished tied for 4th in the Carolina League in doubles (32), sixth with 76 runs scored and tied for sixth in triples (five)...led club in triples and finished second in doubles, runs scored and stolen bases (26).

2008: Spent the entire season with Single-A Delmarva...had a season-high three hits, July 10 at Greenville.

2007: Hit .197 in 111 games for Single-A Delmarva...recorded a season-high three hits and two runs, April 27 at Hagerstown and July 16 at Lakewood.

2006: Began the year at Bluefield and hit safely in 25 of 33 games, with 10 multi-hit games...had four straight multi-hit games, July 8-12...transferred to Aberdeen, August 7 and hit .271 through his first 12 games...hit .385 (10-for-26) over his final six games.

2005: Played in 63 games for the San Pedro Orioles in the Dominican Summer League and batted .200 (34-for-170) with eight rbi and 35 runs scored...finished second on the team with 19 stolen bases.

2004: Led the DSL Orioles with 16 stolen bases...batted .213 (34-160) with 19 rbi...committed 29 errors in 48 games.

PROFESSIONAL: Originally signed by the Orioles as a non-drafted free agent on June 18, 2004.

2011

FLORIMON'S GAME HIGHS

CAREER

Hits: 1, 9/25/11 at Det.

HR: --

Hits: 1, 9/25/11 at Det.

HR: --

RBI: 2, 9/25/11 at Det.

Hit-Strike: 1, 9/25/11

RBI: 2, 9/25/11 at Det.

Hit-Strike: 1, 9/25/11

Grand Slams: --

SB: --

Grand Slams: --

SB: --

FLORIMON'S BATTING RECORD

YEAR	CLUB	AVG	G	AB	R	H	2B	3B	HR	RBI	SH	SF	HB	BB	SO	SB	CS	E	OBP
2004	DSL Orioles	.204	52	167	33	34	5	5	0	19	6	0	4	34	59	17	5	29	.351
2005	DSL Orioles	.200	63	170	35	34	4	2	0	8	4	0	11	41	55	19	4	17	.387
2006	Bluefield	.333	33	120	23	40	6	1	1	8	1	1	0	28	29	7	6	20	.456
	Aberdeen	.248	26	105	13	26	4	1	0	5	0	0	1	13	26	0	0	5	.336
2007	Delmarva	.197	111	371	50	73	14	1	4	34	13	3	3	28	107	16	6	36	.257
2008	Delmarva	.223	81	269	28	60	18	1	0	19	3	3	3	27	97	13	2	21	.298
2009	Frederick	.267	115	430	76	115	32	5	9	68	4	5	5	42	107	26	9	35	.336
	Bowie	.091	7	22	0	2	0	0	0	1	1	0	0	1	9	0	0	1	.130
2010	Bowie	.183	37	120	16	22	3	0	1	12	2	1	0	11	31	4	1	13	.250
	Aberdeen	.158	5	19	1	3	0	0	0	0	0	0	0	1	6	0	1	0	.200
	Frederick	.288	62	222	32	64	10	4	4	33	0	3	7	20	52	8	5	14	.361
2011	Bowie	.267	133	454	53	121	27	4	8	60	6	4	5	51	114	15	12	26	.344
	BALTIMORE	.125	4	8	1	1	1	0	0	2	1	0	0	1	6	0	0	1	.222
Minor League Totals		.241	725	2469	360	594	123	24	27	267	40	20	39	297	692	125	51	217	.329
Major League Totals		.125	4	8	1	1	1	0	0	2	1	0	0	1	6	0	0	1	.222

JEFF GRAY

RIGHT-HANDED PITCHER



HEIGHT/WEIGHT: 6-2/211
 BORN: 11/19/81 in Texas City, TX
 RESIDES: Phoenix, AZ

BATS/THROWS: R/R
 OPENING DAY AGE: 30

ACQUIRED: Claimed off Waivers from Seattle, 10/31/11
 M.L. SERVICE: 1 years, 122 days
 CONTRACT STATUS: Signed thru 2012

PERSONAL: Jeffrey Michael Gray...wife Lisa (McNamara)...attended Southwest Missouri State University...is a 2000 graduate of Lafayette (Mo.) High School.

2011:

- Started the year with the White Sox and made six appearances out of the bullpen before being designated for assignment, May 11.
- Claimed off waivers by Seattle, May 13...made his Mariners debut, May 24 at Minnesota...made only four appearances in first two months on Mariners active roster.
- Tossed career-high 4.0 innings, May 29 vs. New York (AL).
- Tossed 2.0-or-more innings in 11 of his 30 relief appearances (7 of 24 with Seattle).
- Went 0-1 with one save and 4.28 ERA (48.1 ip, 23 er) in a career-high 30 relief appearances between the White Sox (six games) and Mariners (24 games).

2010: Spent majority of the season with Triple-A Iowa (Cubs) but made seven appearances with the Cubs...recalled from Iowa on April 14 and earned his first Major League win that afternoon vs. Milwaukee...optioned back to Iowa, May 8...disabled with a strained right groin, May 25-July 25...made three rehab appearances with the AZL Cubs.

2009: Was 0-1 with a 3.76 ERA (26.1 ip, 11 er) in 24 relief appearances in four stints with the Oakland Athletics...posted a 0.77 ERA (11.2 ip, 1 er) in nine August appearances...traded by Oakland to Chicago (NL) as part of a five-player deal on December 3 (with Ronny Morla and Matt Spencer to the Chicago Cubs for Aaron Miles and Jake Fox)...was 2-2 with a 1.54 ERA (41.0 ip, 7 er) and 16 saves in 37 games with Triple-A Sacramento.

2008: Made five relief appearances with the A's...recalled from Triple-A Sacramento, September 5...made his Major League debut allowing one run in 1.0 inning, September 8 at Detroit...also recorded his first strikeout (Ryan Raburn)...went 2-7 with a 4.39 ERA (67.2 ip, 33 er) and four saves over 54 appearances with Sacramento...was 1-0 with a 1.64 ERA (11.0 ip, 2 er) in eight appearances with Phoenix in the Arizona Fall League.

2007: Went 4-4 with a 3.34 ERA (67.1 ip, 25 er) and 15 saves in 54 combined relief appearances between Double-A Midland and Triple-A Sacramento...led Oakland system in saves.

2006: Combined to go 6-6 with a 4.34 ERA (110.0 ip, 53 er) in 41 games (11 starts) between Single-A Kane County and Single-A Stockton.

2005: Spent the year at Single-A Vancouver...made 12 appearances, 11 starts and struck out 24 batters.

2004: Made his professional debut with the rookie AZL Athletics.

PROFESSIONAL: Has spent his professional career in the Oakland, Chicago (NL), Chicago (AL) and Seattle organizations...originally selected by Oakland in the 32nd round of the 2004 First-Year Player draft...signed by A's scout Jim Pransky.

2011

IP: 4.0, 5/29 vs. NYY.
 SO: 3, 5/10 vs. at LAA.
 Win-Streak: --

Walks: 3, 2x, 8/30 vs. LAA.
 CG: --
 Low-Hit: --

GRAY'S GAME HIGHS

IP: 4.0, 5/29/11 vs. NYY.
 SO: 3, 4x, last 5/10/11 at LAA.
 Win-Streak: 1, 4/14/10 vs. Mil.

CAREER

Walks: 3, 2x, 8/30/11 vs. LAA.
 CG: --
 Low-Hit: --

PLAYER LIMITS

Major League rosters are limited to 25 active players from Opening Day through August 31, with the exception of any split or regular doubleheaders that aren't contained in the original schedule or created to reschedule games, in which case, teams can temporarily add a 26th player. Teams may expand their active rosters to as many as 40 players on September 1. During the course of the season, a team may place as many players as they want on the 15-day disabled list, during which they must remain inactive for a minimum of 15 days (no maximum). Teams may also place as many players as they need to on the 60-day emergency disabled list, where they must remain for a minimum of 60 days, but only when the club is at the maximum of 40 players. Players carried on this list are not counted in 40-man roster limit. If placed or transferred there after 60 days prior to the final game of the season, the player must remain there through post-season.

GRAY'S PITCHING RECORD

YEAR	CLUB	W-L	ERA	G	GS	CG	SH	SV	IP	H	R	ER	HR	HB	BB	SO	WP	BK	BAA
2004	AZL Athletics	3- 0	1.89	14	2	0	0	0	38.0	30	14	8	0	5	3	32	4	1	.211
2005	Vancouver	4- 2	2.51	12	11	0	0	0	46.2	33	16	13	0	1	5	24	4	1	.191
2006	Kane County	5- 5	4.71	22	11	0	0	0	78.1	77	47	41	2	7	19	62	7	0	.263
	Stockton	1- 1	3.41	19	0	0	0	1	31.2	32	15	12	0	0	6	26	0	0	.269
2007	Midland	2- 0	0.00	8	0	0	0	3	12.1	7	1	0	0	1	2	12	0	0	.175
	Sacramento	2- 4	4.09	46	0	0	0	12	55.0	58	27	25	2	3	22	45	2	2	.274
2008	Sacramento	2- 7	4.39	54	0	0	0	4	67.2	86	33	33	9	4	23	50	6	0	.313
	OAKLAND	0- 0	7.71	5	0	0	0	0	4.2	8	4	4	1	1	1	4	0	0	.364
2009	Sacramento	2- 2	1.54	37	0	0	0	16	41.0	30	8	7	2	2	6	22	1	0	.200
	OAKLAND	0- 1	3.76	24	0	0	0	0	26.1	30	12	11	3	2	4	19	0	0	.278
2010	AZL Cubs	0- 0	2.25	3	2	0	0	0	4.0	3	1	1	0	0	0	3	0	0	.214
	Iowa	3- 1	5.66	25	0	0	0	1	35.0	45	27	22	2	4	15	25	0	0	.315
	CHICAGO	1- 0	6.75	7	0	0	0	0	9.1	12	9	7	1	1	5	4	1	0	.316
2011	CHICAGO (AL)	0- 0	2.70	6	0	0	0	0	13.1	13	4	4	1	1	4	7	1	0	.255
	SEATTLE	0- 1	4.89	24	0	0	0	1	35.0	39	19	19	3	0	17	16	1	0	.283
Minor League Totals		24-22	3.56	240	26	0	0	37	409.2	401	189	162	17	27	101	301	24	4	.257
Major League Totals		1- 2	4.57	66	0	0	0	1	88.2	102	48	45	9	5	31	50	3	0	.286

GRAY'S FIELDING RECORD

POSITION	PCT	G	PO	A	E	TC	DP	PB
Pitcher	.864	66	5	14	3	22	4	—

LAST TRADE WITH...

AMERICAN LEAGUE

TRADES	TEAM	LAST TRADE	OBTAINED	TRADED
6	Baltimore	12/9/10	Jim Hoey, Brett Jacobson	J.J. Hardy, Brendan Harris, cash
11	Boston	12/10/09	Chris Province	Boof Bonser
6	Chicago	4/30/86	Juan Agosto, Kurt Walker	Pete Filson
15	Cleveland	8/25/11	Cash	Jim Thome
10	Detroit	8/15/11	Cole Nelson, Lester Oliveros	Delmon Young
1	Kansas City	10/27/73	Tom Burgmeier	Ken Hill
10	Los Angeles	8/27/10	Brian Fuentes	PTBNL (Loek Van Mil)
10	New York	8/31/03	Jesse Orosco	Juan Padilla
5	Oakland	7/31/09	Orlando Cabrera	Tyler Ladendorf
6	Seattle	7/11/05	Bret Boone, Cash	PTBNL or Cash
1	Tampa Bay	11/28/07	Delmon Young, Brendan Harris, Jason Pridie	Matt Garza, Jason Bartlett, Eduardo Morlan
5	Texas	8/25/08	Eddie Guardado	Mark Hamburger
4	Toronto	7/16/03	Shannon Stewart	Bobby Kielty
3	Washington	3/21/70	Brant Aleya	Joe Grzenda, Charley Walters

NATIONAL LEAGUE

TRADES	TEAM	LAST TRADE	OBTAINED	TRADED
2	Arizona	8/28/09	Jon Rauch	PTBNL (Kevin Mulvey) and Cash
2	Atlanta	9/5/97	Steve Hacker	Greg Myers
10	Chicago	11/21/07	Craig Monroe	PTBNL (Doug Deeds)
9	Cincinnati	7/31/06	Zach Ward	Kyle Lohse
6	Colorado	12/6/11	PTBNL (Daniel Turpen)	Kevin Slowey
2	Florida	12/2/05	Luis Castillo	Travis Bowyer, Scott Tyler
4	Houston	8/3/99	Josh Dimmick	George Williams
8	Los Angeles	7/31/95	Ron Coomer, Greg Hansell, Chris Latham, Jose Parra	Mark Guthrie, Kevin Tapani
8	Milwaukee	11/6/09	J.J. Hardy	Carlos Gomez
9	New York	2/2/08	Carlos Gomez, Phil Humber, Kevin Mulvey, Deolis Guerra	Johan Santana
8	Philadelphia	12/3/03	Carlos Silva, Nick Punto, Bobby Korecky	Eric Milton
3	Pittsburgh	3/17/92	John Smiley	Midre Cummings, Denny Neagle, Paul Sorrento
5	St. Louis	4/22/88	Tom Herr	Tom Brunansky
6	San Diego	9/9/03	Alex Garcia	Todd Sears
5	San Francisco	12/15/03	J.T. Thomas	Dustan Mohr
8	Wash./ Mntl.	6/29/10	Matt Capps	Wilson Ramos, Joe Testa



DEOLIS GUERRA

RIGHT-HANDED PITCHER

76

HEIGHT/WEIGHT: 6-5/245

BORN: 4/17/89 in San Feliz, Bolivar, VZ

RESIDES: Puerto Ordaz, VZ

ACQUIRED: Trade with New York (NL), 2/2/08

M.L. SERVICE: None

CONTRACT STATUS: Signed thru 2012

BATS/THROWS: R/R

OPENING DAY AGE: 22

PERSONAL: Deolis Alexander Guerra (pronounced day-OH-lis GAIR-ah).

2011:

- Spent the season with Double-A New Britain...began the season as a starter, going 3-5, 9.00 (43.0 ip, 43 er) in 10 starts...went 5-2, 2.77 (52.0 ip, 16 er) with one save in 27 relief appearances.
- Went 2-0, 1.29 (21.0 ip, 3 er) in 10 August games...earned his first professional save, with 1.0 scoreless inning, August 20 vs. New Hampshire.
- Named Twins Minor League Pitcher of the Month for August after going 2-0, 1.29 (21.0 ip, 3 er) with 23 strikeouts and five walks in 10 games.
- Placed on the 7-day disabled list with a right biceps strain, September 3 and did not return.
- Ranked second on the Rock Cats staff in strikeouts...struck out at least one batter in 34 of his 37 appearances and struck out multiple batters in 28 appearances.
- Pitched for Navegantes del Magallanes in the Venezuelan Winter League following the season.
- Rated Best Changeup in the Twins' minor league system by *Baseball America*, entering the 2012 season.

2010: Started the season at Double-A New Britain...transferred to Triple-A Rochester, May 10...transferred to New Britain, June 5...tossed an 8.0-inning complete game in his first start back with the Rock Cats, allowing two runs (none earned) on three hits but suffered the loss, June 9 at Richmond...earned his second and final win of the season, tossing 7.0 shutout innings allowing four hits, July 1 at New Hampshire...placed on the disabled list with a left oblique strain, missing the rest of the season, August 26...pitched in the Venezuelan Winter League for Navegantes del Magallanes, going 2-1, 3.12 (43.1 ip, 15 er) with 36 strikeouts and five walks in nine games (seven starts).

2009: Began season at Single-A Ft. Myers...named Florida State League Pitcher of the Week, June 29...promoted to Double-A New Britain, July 7...won his first game with the Rock Cats in his first start, July 8 vs. Connecticut...named Eastern League Player of the Week, July 20...named Twins' Minor League Player of the Week on July 24, going 2-0, 2.03 (13.1 ip, 3 er) with 15 strikeouts and eight hits allowed in two starts, including a complete game shutout with 12 strikeouts, July 23 vs. Portland...his 12 combined wins and 149.0 innings pitched were both third in the Twins minor league system...ranked as having the Best Changeup in the Twins' system by *Baseball America*...played in the Venezuelan Winter League with Navegantes del Magallanes, going 2-0, 5.63 (16.0 ip, 10 er) in four games (three starts).

2008: Spent entire season at Single-A Ft. Myers after being acquired in a trade with the New York Mets in the offseason (February 2), along with pitchers Kevin Mulvey and Philip Humber and outfielder Carlos Gomez, in exchange for pitcher Johan Santana...allowed just one run on 10 hits in his first three outings (15.0 ip)...tossed a complete game shutout, allowing three hits, July 1 vs. Tampa...held right-handers to a .230 batting average while lefties batted .327...led the club in wins (11), innings pitched (130.0) and strikeouts (71)...ranked fourth in the Florida State League in wins...ranked Best Changeup in the Twins minor league system by *Baseball America*.

2007: Spent entire season at Single-A St. Lucie of the Florida State League...earned his first win of the season with 6.0 shutout innings, April 23 at Jupiter...posted a 2.18 ERA (20.2 ip, 5 er) over his first four starts...pitched for the World Team in the Major League Baseball Futures Game, July 8 at San Francisco...posted a 2.89 ERA over his final five appearances...held right-handed batters to a .228 (44-for-193) batting average with 37 strikeouts...was ranked as the Mets' second-best prospect by *Baseball America* entering the 2008 season.

2006: Started his professional career in the South Atlantic League with Single-A Hagerstown...named Pitcher of the Week, July 24-30 after going 2-0, with a 0.52 ERA (17.1 ip, 1 er)...made three starts in August posting a 1.15 ERA before being promoted to Single-A St. Lucie...made two starts for St. Lucie, including winning his last start of the season, tossing 5.0 innings allowing just one earned run, September 2 vs. Vero Beach.

PROFESSIONAL: Signed by New York Mets as non-drafted free agent, July 2, 2005...signed by scout Rafael Bourigal.

GUERRA'S PITCHING RECORD

YEAR	CLUB	W-L	ERA	G	GS	CG	SH	SV	IP	H	R	ER	HR	HB	BB	SO	WP	BK	BAA
2006	Hagerstown	6-7	2.20	17	17	0	0	0	81.2	59	22	20	3	2	37	64	5	0	.208
	St. Lucie	1-1	6.14	2	2	0	0	0	7.1	9	6	5	1	0	6	5	1	0	.290
2007	St. Lucie	2-6	4.01	21	20	0	0	0	89.2	80	44	40	9	6	25	66	6	2	.240
2008	Ft. Myers	11-9	5.47	26	25	1	1	0	130.0	138	85	79	12	5	71	71	10	0	.272
2009	Ft. Myers	6-8	4.69	16	15	0	0	0	86.1	95	52	45	6	5	25	57	5	2	.278
	New Britain	6-3	5.17	12	11	1	1	0	62.2	62	38	36	4	5	17	49	4	0	.258
2010	New Britain	2-10	6.24	19	19	1	0	0	102.1	127	83	71	14	4	37	67	9	1	.308
	Rochester	0-3	6.84	5	4	0	0	0	25.0	35	21	19	5	1	8	18	2	1	.337
2011	New Britain	8-7	5.59	37	10	0	0	1	95.0	102	67	59	11	4	28	95	11	0	.273
Minor League Totals		42-54	4.95	155	123	3	2	1	680.0	707	418	374	65	32	254	492	53	6	.269



CARLOS GUTIERREZ

72

RIGHT-HANDED PITCHER

HEIGHT/WEIGHT: 6-3/232
BORN: 9/22/86 in Miami, FL
RESIDES: Miami, FL

BATS/THROWS: R/R
OPENING DAY AGE: 25

ACQUIRED: 1st round (27th overall), 2008 First-Year Player Draft
M.L. SERVICE: None
CONTRACT STATUS: Signed thru 2012

PERSONAL: Carlos Rafael Gutierrez...2004 graduate of Christopher Columbus High School in Miami, FL...went 6-2 with a 2.70 ERA with 42 strikeouts and two saves in his senior season, leading Columbus to a 25-6 record and district and conference champions...attended the University of Miami...younger brother, David, was drafted by the Twins in the 37th round of the 2009 First-Year Player Draft, also out of the University of Miami, but retired prior to the 2011 season...would have pitched for the Hurricanes together in 2007, if not for Carlos' "Tommy John" surgery.

2011:

- Was an invite to Twins Spring Training...was reassigned to minor league camp, March 30 and reported to Triple-A Rochester where he spent the entire season.
- Did not allow a home run in his first 29 appearances (44.2 ip), until allowing one to Dallas McPherson, June 20 vs. Charlotte...finished the season with just two home runs allowed, the other coming, August 22 at Scranton-Wilkes/Barre (Brandon Laird).
- Placed on the 7-day disabled list with right shoulder tendinitis, July 12...reinstated, August 2...posted a 7.24 ERA (13.2 ip, 11 er) in 10 appearances after his return.
- Recorded 18 strikeouts in his final seven appearances (11.0 ip), August 15-September 5...struck out multiple batters in 17 of 43 appearances.
- Held left-handed batters to a .179 (20-for-112) batting average while right-handers batted .303 (40-for-132).
- Set a career-high with 43 games, tied for second-most on the Red Wings' staff.

2010: Began the season with Double-A New Britain...started 16 games for the Rock Cats before moving to the bullpen in mid-July, where he did not allow a home run in 32.2 relief innings...struck out at least one batter in all but two of his 32 games pitched at New Britain...transferred to Triple-A Rochester, September 3...pitched for Peoria Saguaros in the Arizona Fall League, going 1-0, 6.55 (11.0 ip, 8 er) with 10 strikeouts in 12 games...named to the Arizona Fall League's Rising Star Team...ranked as the Twins 10th-best prospect by *Baseball America* entering the 2011 season.

2009: Began the season with Single-A Ft. Myers...named Twins' Minor League Pitcher of the Month for April, going 0-1 0.78 (23.0 ip, 2 er) in five games (four starts) with 10 hits allowed, 13 strikeouts and a batting-average-against of .135...posted the second-lowest ERA and batting-average-against on the Miracle...named to the Florida State League All-Star Team and did not play due to promotion...ranked 11th-best prospect in the Florida State League by *Baseball America*...transferred to Double-A New Britain, June 3...did not allow a home run in his final 10 appearances (16.0 ip)...ranked seventh-best prospect and best fastball in the Twins' organization by *Baseball America*, entering the 2010 season.

2008: Signed with the Twins, July 3 and spent the season with Single-A Ft. Myers...made his first professional appearance, July 13 vs. Jupiter, tossing 1.0 scoreless inning of relief...earned his first professional victory, July 31 vs. Clearwater, allowing one run on three hits in 2.1 innings...earned his first professional save, August 28 vs. Lakeland, tossing 2.0 perfect innings...following the season, pitched for Gigantes de Carolina of the Winter Liga de Beisbol Profesional de Puerto Rico, and with Puerto Rico in the 2009 World Baseball Classic...ranked as the ninth-best prospect in the Twins' organization by *Baseball America* entering the 2009 season.

AMATEUR CAREER: During his time at Miami, played with current Twins teammate Danny Valencia, and other notable Major Leaguers: Brewers outfielder Ryan Braun, Indians pitcher Chris Perez, Cardinals outfielder Jon Jay, Athletics infielder Jemile Weeks and Padres infielder Yonder Alonso...went 9-7 with a 4.40 ERA in 17 starts for the Hurricanes in 2006 as a sophomore...redshirted in 2007, rehabbing from "Tommy John" surgery on his right elbow...went 5-4 with a 3.81 ERA with 13 saves in 39 games in his senior season...pitched in the College World Series in 2008, playing against current Vikings running back Toby Gerhart (outfielder for Stanford), as the Cardinal eliminated #1 seed Miami in his final game at the collegiate level.

PROFESSIONAL: Signed by scout Hector Otero.

GUTIERREZ' PITCHING RECORD

YEAR	CLUB	W-L	ERA	G	GS	CG	SH	SV	IP	H	R	ER	HR	HB	BB	SO	WP	BK	BAA
2008	Ft. Myers	3- 1	2.10	16	0	0	0	1	25.2	23	7	6	0	1	7	19	7	0	.240
2009	Ft. Myers	2- 3	1.32	11	10	0	0	0	54.2	37	20	8	1	2	22	33	5	0	.192
	New Britain	1- 3	6.19	22	6	0	0	0	52.1	62	36	36	6	3	24	32	1	0	.300
2010	New Britain	5- 8	4.57	32	16	0	0	2	122.0	136	71	62	7	6	50	81	7	0	.291
	Rochester	0- 0	2.25	2	0	0	0	0	4.0	5	1	1	0	0	2	6	0	0	.333
2011	Rochester	2- 3	4.62	43	0	0	0	0	62.1	60	41	32	2	3	31	57	6	0	.246
Minor League Totals		13-18	4.07	126	32	0	0	3	321.0	323	176	145	16	15	136	228	26	0	.264

GUTIERREZ' WORLD BASEBALL CLASSIC RECORD

YEAR	CLUB	W-L	ERA	G	GS	CG	SH	SV	IP	H	R	ER	HR	HB	BB	SO	WP	BK	BAA
2009	Puerto Rico	0-0	0.00	1	0	0	0	0	1.0	1	0	0	0	0	0	3	0	0	.250



LIAM HENDRIKS

RIGHT-HANDED PITCHER

62

HEIGHT/WEIGHT: 6-1/205
BORN: 2/10/89 in Perth, Australia

RESIDES: Perth, Australia

ACQUIRED: Signed as non-drafted free agent, 2/25/07

M.L. SERVICE: 23 days

CONTRACT STATUS: Signed thru 2012

BATS/THROWS: R/R
OPENING DAY AGE: 23



PERSONAL: Liam Johnson Hendriks...attended Sacred Heart College in Australia.

2011:

- Started the season with Double-A New Britain...won back-to-back games April 25 and 30, allowing three runs over 13.1 innings.
- Was named Twins Minor League Player of the Week, June 4-10...he went 2-0, 0.69 (13.0 ip, 1 er) with 12 hits allowed, one walk and 10 strikeouts in two starts.
- Selected to pitch for the World Team in the XM Future's Game, July 10 at Chase Field in Arizona, allowing one run on two hits in 1.0 inning pitched.
- Voted by the fans as an Eastern League All-Star.
- Won his final five decisions with New Britain, posting a 1.80 ERA (20.0 ip, 4 er) over his last three starts...was promoted to Rochester on July 19.
- Went 2-0 with a 3.66 ERA (19.2 ip 8 er) over his first three starts at Triple-A...did not walk a batter over his final four starts with the Red Wings (22.2 ip).
- Pitched 8.0 innings, allowing just one run on three hits in his final start for Rochester, August 31 vs. Pawtucket.
- Had his contract selected by the Twins, September 6...made his first career start that night vs. Chicago (AL)...despite suffering the loss, he pitched 7.0 innings, allowing three runs on four hits...he struck out four and walked three.
- Combined to go 12-6, 3.36 (139.1 ip, 52 er) with 111 strikeouts and 21 walks in 25 games (24 starts) between Triple-A Rochester and Double-A New Britain...combined to go 12-8, 3.76 (162.2 ip, 68 er) with 127 strikeouts and 27 walks in 29 games (28 starts) between both minor league levels and with the Twins.
- Led the Twins organization in strikeouts (127) and ranked second in wins (12)...ranked second among all Twins minor leaguers in strikeouts (111), fifth in innings pitched (139.1) and seventh in starts (24).
- Named the Jim Rantz Award winner for Twins Minor League Pitcher of the Year, the 10th winner of the award in club history.
- Named as the right-handed starting pitcher on minorleaguebaseball.com's 2011 Twins organizational All-Star team.
- Ranked seventh-best prospect in the Twins organization and Best Control among Twins minor leaguers by *Baseball America*, following the season.

TWINS FARMHANDS

JIM RANTZ AWARD WINNERS

2011	Liam Hendriks, RHP
2010	Kyle Gibson, RHP
2009	David Bromberg, RHP
2008	Anthony Slama, RHP
2007	Kevin Slowey, RHP
2006	Matt Garza, RHP
2005	Francisco Liriano, LHP
2004	Scott Baker, RHP
2003	Jesse Crain, RHP
2002	J.D. Durbin, RHP

2010: Started the season at Single-A Beloit...did not allow a run in his first three starts (17.0 innings) and allowed just two runs over his first five starts (28.0 innings)...was named the Midwest League Player of the Week, April 8...was promoted to Single-A Ft. Myers, May 10...was named to the 2010 Futures All-Star Game but did not pitch due to appendectomy surgery (July 4-August 18)...ranked by *Baseball America* as the 14th-best prospect in Florida State League...named sixth-best prospect in the Twins organization and Best Control by *Baseball America*...pitched in the Australian Baseball League in the offseason...threw 26.1 innings over eight appearances (six starts).

2009: Made three starts for Rookie-Level Elizabethton before being promoted to Single-A Beloit, July 8...allowed just four earned runs over his first three starts (18.1 innings) posting a 1.96 ERA...did not allow a run in back-to-back starts August 22 and 27 allowing just two hits over 13.0 innings...pitched in the World Baseball Classic for Team Australia...pitched two games out of the bullpen vs. Team Mexico.

2008: Spent the entire year on the disabled list with a nerve injury.

2007: Started his professional career in the Gulf Coast League...made 10 starts, including five starts without allowing a run...struck out a season-high 11 batters in 6.0 scoreless innings, August 18.

PROFESSIONAL: Signed by Twins scout Howard Norsetter.

DID YOU Know?

...that Liam Hendriks (pictured to the far right) was the sixth Australian-born player to put on a Twins uniform, and third pitcher. He joins pitchers Grant Balfour (2001-2004) and Brad Thomas (2001-2004) and infielders Luke Hughes (pictured to the left of Hendriks, 2010-present), Glenn Williams (2005) and Justin Huber (2009).



2011

HENDRIKS' GAME HIGHS

CAREER

IP: 7.0, 9/6 vs. CWS.

Walks: 3, 2x, 9/25 at Cle.

IP: 7.0, 9/6/11 vs. CWS.

Walks: 3, 2x, last 9/25/11 at Cle.

SO: 5, 2x, last 9/25 at Cle.

CG: --

SO: 5, 2x, last 9/25/11 at Cle.

CG: --

Win-Streak: --

Low-Hit: --

Win-Streak: --

Low-Hit: --

HENDRIKS' PITCHING RECORD

YEAR	CLUB	W	L	ERA	G	GS	CG	SH	SV	IP	H	R	ER	HR	HB	BB	SO	WP	BK	BAA
2007	GCL Twins	4	2	2.05	10	10	0	0	0	44.0	41	14	10	2	1	11	52	0	0	.241
2008		INJURED - DID NOT PLAY																		
2009	Elizabethton	2	0	3.71	3	3	0	0	0	17.0	19	8	7	0	0	1	13	0	0	.271
	Beloit	3	5	3.51	11	11	0	0	0	66.2	73	34	26	3	2	15	62	5	1	.278
2010	Beloit	2	1	1.32	6	6	0	0	0	34.0	16	6	5	0	1	4	39	2	0	.138
	Ft. Myers	6	3	1.93	13	12	1	0	0	74.2	63	20	16	2	1	8	66	3	0	.225
2011	New Britain	8	2	2.70	16	15	2	0	0	90.0	85	30	27	5	3	18	81	0	0	.248
	Rochester	4	4	4.56	9	9	0	0	0	49.1	52	26	25	0	2	3	30	1	1	.277
	MINNESOTA	0	2	6.17	4	4	0	0	0	23.1	29	16	16	3	0	6	16	1	0	.312
	Minor League Totals	29	17	2.78	68	66	3	0	0	375.2	349	138	116	12	10	60	343	11	2	.244
	Major League Totals	0	2	6.17	4	4	0	0	0	23.1	29	16	16	3	0	6	16	1	0	.312

HENDRIKS' FIELDING RECORD

POSITION	PCT	G	PO	A	E	TC	DP	PB
Pitcher	1.000	4	0	6	0	6	0	—

HENDRIKS' WORLD BASEBALL CLASSIC RECORD

YEAR	CLUB	W-L	ERA	G	GS	CG	SH	SV	IP	H	R	ER	HR	HB	BB	SO	WP	BK	BAA
2009	Australia	0-0	10.80	2	0	0	0	0	1.2	3	2	2	0	0	1	1	0	0	.375

ALL-TIME MLB AUSSIES

PLAYER	CLUB(S)	YEARS	HOMETOWN
Grant Balfour, RHP	Minnesota, Milwaukee, Tampa Bay, Oakland	2001, 2003-04, 2007-11	Sydney
Shayne Bennett, RHP	Montreal	1997-99	Adelaide
Travis Blackley, LHP	Seattle, San Francisco	2004, 2007	Melbourne
Cameron Cairncross, LHP	Cleveland	2000	Cairns
Trent Durrington, IF	Anaheim, Milwaukee	1999-2000, 2003-05	Sydney
Mark Ettles, RHP	San Diego	1993	Perth
Brad Harman, IF	Philadelphia	2008	Melbourne
Liam Hendriks, RHP	Minnesota	2011	Perth
Justin Huber, IF/OF	Kansas City, San Diego, Minnesota	2005-09	Melbourne
Luke Hughes, IF	Minnesota	2010-11	Perth
Mark Hutton, RHP	New York (AL), Florida, Colorado, Cincinnati	1993-94, 1996-98	South Adelaide
Shane Lindsay, RHP	Chicago (AL)	2011	Melbourne
Graeme Lloyd, LHP	Milwaukee, New York (AL), Toronto, Montreal, Florida, New York (NL), Kansas City	1993-99, 2001-03	Geelong
Damian Moss, LHP	Atlanta, San Francisco, Baltimore, Tampa Bay	2001-04	Darlinghurst
Peter Moylan, RHP	Atlanta	2006-11	Attadale
Dave Nilsson, C	Milwaukee	1992-99	Brisbane
Trent Oeltjen, OF	Arizona, Los Angeles (NL)	2009-11	Sydney
Chris Oxspring, RHP	San Diego	2005	Ipswich
Luke Prokopec, RHP	Los Angeles (NL), Toronto	2000-02	Blackwood
Joe Quinn, IF	St. Louis, Boston, Baltimore, Cleveland, Cincinnati, Washington	1884-1901	Sydney
Ryan Rowland-Smith, LHP	Seattle	2007-10	Sydney
Craig Shipley, IF	Los Angeles (NL), New York (NL), San Diego, Houston, Anaheim	1986-87, 1989, 1991-98	Parramatta
Josh Spence, LHP	San Diego	2011	Grovedale
John Stephens, RHP	Baltimore	2002	Sydney
Brad Thomas, LHP	Minnesota, Detroit	2001, 2003-04, 2010-11	Sydney
Rich Thompson, RHP	Los Angeles (AL)	2007-11	Hornsby
Glenn Williams, IF	Minnesota	2005	Gosford
Jeff Williams, LHP	Los Angeles (NL)	1999-2002	Canberra



CHRIS HERRMANN

82

CATCHER

HEIGHT/WEIGHT: 6-0/198
BORN: 11/24/87 in Tomball, TX
RESIDES: Tomball, TX

BATS/THROWS: L/R
OPENING DAY AGE: 24

ACQUIRED: 6th round, 2009 First-Year Player Draft

M.L. SERVICE: None

CONTRACT STATUS: Signed thru 2012

NON-ROSTER INVITE

PERSONAL: Christopher Herrmann...2006 graduate of Tomball High School (TX) where he was unanimously named as 17-5A First-Team All-District second baseman...attended Alvin Community College where he was named to the NCAA Division I All-American Team in 2008...named to the JUCO World Series All-Tournament Team...honored with the NJCAA Rawlings Big Stick Award...transferred to the University of Miami as a junior and majored in Sociology.

2011:

- Started the season with Single-A Ft. Myers and hit safely in 14 of his first 15 games, batting .362 (21-for-58) in that span.
- Struck out just six times in 106 plate appearances (87 at-bats) at Ft. Myers.
- Transferred to Double-A New Britain, May 4...went 4-for-6 with a double, a triple and three rbi in his eighth game with the Rock Cats, May 11 at Binghamton...tied his season-high with four hits again, September 4 vs. Trenton.
- Led the Rock Cats in games caught with 60...played 23 games in the outfield.
- Combined to bat .269 (114-for-424) with 19 doubles, six triples, eight home runs, 62 rbi and 67 runs scored between the two levels.
- Named as the catcher on minorleaguebaseball.com's 2011 Twins organizational All-Star team.
- Led the Twins "full season" minor leaguers in walks with 79 between both levels.
- Played for the Mesa Solar Sox in the Arizona Fall League, batting .380 (19-for-50) with six doubles, two home runs and nine rbi in 15 games.

2010: Spent the entire season with Single-A Ft. Myers...finished the season fourth on the team in doubles and games played...ranked fifth on the team in on-base percentage and rbi...had an eight-game hitting streak, batting .375 (12-for-43), April 16-26...raised his batting average from .217 to .294 during the streak...hit .333 (13-for-39) with five runs, three doubles, a triple, home run, four rbi and four walks when batting second in the order...caught 42 games for the Miracle, throwing out 21 of 59 (36%) potential basestealers...also made 11 appearances in center field and 52 in left field...was named to the Florida State League Mid-Season All-Star Team.

2009: Began professional career with Rookie-Level Elizabethton after signing on June 19...had 10-game hit-streak batting .439 (18-for-41) with 13 runs, two homers, four rbi, five walks and four doubles, July 7-16...finished fourth in the Appalachian League in runs scored.

AMATEUR CAREER: Finished his junior year at Miami with a team-best .341 batting average...ranked as one of the top hitters in the ACC the second half of the 2009, hitting .398 over UM's last 30 games...led the 'Canes in batting average, runs scored (59) and on-base percentage (.458), while ranking second in both hits (73) and walks (41)...the Texas native was named NCBWA Pro-Line Athletic National Player of the Week and Atlantic Coast Conference Player of the Week after hitting .769 (10-for-13) with two homers, eight RBI and eight runs scored in a three-game series sweep at Wake Forest (5/14-16).

PROFESSIONAL: Signed by scout Hector Otero...originally selected by Baltimore in the 10th round of the 2008 First Year Player Draft.

HERRMANN'S BATTING RECORD

YEAR	CLUB	AVG	G	AB	R	H	2B	3B	HR	RBI	SH	SF	HB	BB	SO	SB	CS	E	OBP
2009	Elizabethton	.297	59	236	45	70	14	1	7	30	1	2	5	33	40	2	2	2	.391
2010	Ft. Myers	.219	107	356	34	78	17	3	2	30	2	2	7	41	74	3	2	5	.310
2011	Ft. Myers	.310	24	87	14	27	5	1	1	16	2	2	0	15	6	1	0	1	.404
	New Britain	.258	97	337	53	87	14	5	7	46	3	0	2	64	68	9	3	7	.380
Minor League Totals		.258	287	1016	146	262	50	10	17	122	8	6	14	153	188	15	7	15	.361

WWW.TWINSBASEBALL.COM

Established in June 2000 following a unanimous vote by the 30 Major League Baseball club owners to centralize all of Baseball's Internet operations, MLB Advanced Media LP (MLBAM) is the interactive media and internet company of Major League Baseball. MLBAM manages the official league site, www.MLB.com, and each of the 30 individual Club sites. Twinsbaseball.com, the first official team website launched onto the MLB portal on January 15, 2001 by MLB Advanced Media LP (MLBAM), offers fans the most comprehensive baseball information about the Minnesota Twins available online. Some of the features of the Twins' official website include the most up-to-date statistics, game summaries, extensive historical information, and exclusive features about Minnesota Twins events and programs, including online ticket sales, baseball merchandise, authenticated memorabilia and collectibles, fantasy games, live and archived radio broadcasts of every game, live and archived video webcasts of entire games, pitch-by-pitch enactment of games, and hosted post-game video highlight shows. Twins fans can download logos and sign up for alerts from their mobile phone.



MICHAEL HOLLIMON 73

INFIELDER

HEIGHT/WEIGHT: 6-1/195
BORN: 6/14/82 in Dallas, TX
RESIDES: Dallas, TX

BATS/THROWS: S/R
OPENING DAY AGE: 29

ACQUIRED: Signed as free agent, 12/18/10
M.L. SERVICE: 65 days
CONTRACT STATUS: Signed thru 2012

NON-ROSTER INVITE

PERSONAL: Michael Travis Hollimon (pronounced HAH-la-min)...2001 graduate of Jesuit Prep in Dallas, TX, where he was named Third-Year High School All-American by *Baseball America* after hitting .446 with eight home runs and 28 RBI...was selected by Los Angeles (NL) in the 32nd round of the First-Year Player Draft but did not sign...played three seasons at the University of Texas from 2002-04, batting .243 (119-for-489) in three seasons for the Long Horns...transferred to Oral Roberts in his senior season and was named Mid-Continent Conference Co-Player of the Year and All-Mid-Continent Conference selection.

2011:

- Started the season with Double-A New Britain...had two stints with the Rock Cats and two with Triple-A Rochester during the season.
- Played in 44 games for the Rock Cats before being transferred to Triple-A Rochester, June 8.
- Played in 17 games for the Red Wings before being transferred back to New Britain, June 26...transferred to Triple-A, July 30...transferred to Double-A, August 12 and finished the season there.
- Combined to hit .231 (104-for-450) with 19 doubles, five triples, 18 home runs, 62 rbi and 82 runs scored in 126 games between New Britain and Rochester...his 82 runs scored with third-most in the Twins organization, while his 18 home runs were the fifth-most (first among "full season" minor leaguers).

2010: Was released by Detroit, March 6...signed with the Grand Prairie AirHogs of the American Association, batting .256 (54-for-211) with 15 doubles, two triples, six home runs, 36 rbi and 33 runs scored in 55 games.

2009: Placed on the disabled list from June 30 through the rest of the season with a right shoulder strain...underwent surgery on his right shoulder, a labral repair by Dr. James Andrews, July 15.

2008: Made his Major League debut, entering the game as a defensive replacement at shortstop in the ninth inning, June 9 at Cleveland...singled off Todd Wellemeier for first Major League hit, June 26 vs. St. Louis...hit first Major League home run off Mark Lowe, July 3 at Seattle...underwent surgery to repair a torn labrum in his left shoulder, a procedure performed by Dr. James Andrews in Birmingham, AL, September 18...ranked 25th-best prospect in the Tigers' organization following the season by *Baseball America*.

2007: Selected to the Eastern League post-season All-Star Team...ranked third in the Eastern League with eight triples, was fourth with 91 runs scored and fifth with 121 strikeouts...selected to *Baseball America's* Double-A All-Star Team...named the Best Defensive second baseman in the Eastern League by *Baseball America*...played with Peoria in the Arizona Fall League...played for Team USA, helping guide the team to the gold medal at the 2007 IBAF World Cup...named the fourth-best prospect in the Tigers' organization following the season by *Baseball America*.

2006: Selected to the Midwest League mid-season and post-season All-Star teams...led the Midwest League with 13 triples and six intentional walks, while he finished second with 77 walks, third with 57 extra-base hits and fifth with a .501 slugging percentage...named the 15-best prospect in the Tigers' organization by *Baseball America*, following the season.

2005: Was named to the New York-Penn League All-Star team...named to *Baseball America's* Short-Season Single-A All-Star Team...named NY-Penn League Player of the Week, July 25-31...named Tigers' Minor League Player of the Month in July...named the fifth-best late-round selection in the draft, 14-best prospect in the NY-Penn League and 22nd-best prospect in the Tigers organization by *Baseball America*, following the season.

PROFESSIONAL: Detroit's 16th round pick in the 2005 First-Year Player Draft...signed by scout Steve Taylor (Tigers)...originally selected by Minnesota in the 49th round of the 2003 First-Year Player Draft but did not sign.

2011

HOLLIMON'S GAME HIGHS

CAREER

Hits: --

HR: --

Hits: 2, 2x, last 7/3/08 at Sea.

HR: 1, 7/3/08 at Sea.

RBI: --

Hit-Streak: --

RBI: 1, 2x, last 7/3/08 at Sea.

Hit-Streak: 3, 6/26-29/08

Grand Slams: --

SB: --

Grand Slams: --

SB: --

ROOKIE QUALIFICATIONS

A player shall be considered a rookie unless, during a previous season, he had (a) exceeded 130 at-bats or 50 innings pitched in the Major Leagues; or (b) accumulated more than 45 days on the active roster of a Major League club or clubs during the period of 25-man limit (excluding time in military service and time on the disabled list).

HOLLIMON'S PLAYING RECORD

YEAR	CLUB	AVG	G	AB	R	H	2B	3B	HR	RBI	SH	SF	HB	BB	SO	SB	CS	E	OBP
2005	Oneonta	.275	72	255	66	70	13	10	13	53	1	5	2	50	76	8	3	11	.391
2006	West Michigan	.278	128	449	69	125	29	13	15	54	3	4	4	77	124	19	5	28	.386
2007	Erie	.282	127	471	91	133	34	8	14	76	7	5	5	64	121	17	6	20	.371
	Toledo	.211	5	19	2	4	1	1	0	2	0	0	0	1	4	0	0	0	.250
2008	Toledo	.211	91	331	56	70	16	4	15	33	3	4	2	45	109	7	3	11	.306
	DETROIT	.261	11	23	4	6	2	1	1	2	0	1	0	1	6	0	0	1	.280
2009	Erie	.212	29	104	15	22	3	3	3	21	2	1	0	17	35	0	1	8	.320
2010	Grand Prairie	.256	55	211	33	54	15	2	6	36	0	2	2	27	61	10	2	0	.343
2011	New Britain	.223	97	349	60	78	11	2	16	52	1	4	0	46	94	9	2	10	.311
	Rochester	.257	29	101	22	26	8	3	2	10	1	0	1	18	24	1	0	1	.375
Minor League Totals		.254	633	2290	414	582	130	46	84	337	18	25	16	345	648	71	22	89	.352
Major League Totals		.261	11	23	4	6	2	1	1	2	0	1	0	1	6	0	0	1	.280

HOLLIMON'S FIELDING RECORD

POSITION	PCT	G	PO	A	E	TC	DP	PB
Second Base	1.000	2	3	2	0	5	0	—
Third Base	1.000	2	1	0	0	1	0	—
Shortstop	.929	6	1	12	1	14	2	—
Totals	.950	10	5	14	1	20	2	—

TWINS DESIGNATED HITTER HISTORY BY YEAR

YEAR	AVG	AB	R	H	2B	3B	HR	RBI	BB	SO
1973	STATS NOT AVAILABLE									
1974	.257	653	71	168	17	2	20	84	51	67
1975	.256	609	80	156	13	1	16	70	62	77
1976	.267	632	94	169	25	1	12	90	69	91
1977	.260	611	76	159	29	1	12	81	67	96
1978	.268	630	58	169	31	4	11	86	47	79
1979	.263	617	65	162	19	3	10	82	58	82
1980	.264	607	83	160	33	3	13	78	55	84
1981	.208	414	33	86	14	0	5	37	35	56
1982	.245	616	74	151	27	4	18	84	45	89
1983	.266	613	79	163	37	6	17	83	47	62
1984	.234	610	75	143	29	2	12	71	56	94
1985	.255	608	82	155	39	3	19	85	70	80
1986	.268	615	84	165	27	5	27	78	71	100
1987	.265	585	69	155	28	3	18	70	65	99
1988	.262	568	62	149	36	1	12	85	85	74
1989	.292	593	82	173	40	0	9	59	65	77
1990	.274	580	65	159	34	2	8	64	62	94
1991	.283	590	98	167	36	3	31	101	98	127
1992	.271	591	82	160	33	2	12	80	91	104
1993	.273	641	82	175	35	2	17	78	53	106
1994	.253	451	50	114	21	4	14	67	42	82
1995	.293	569	75	167	28	0	19	81	46	123
1996	.332	665	98	221	41	9	10	110	64	79
1997	.290	624	69	181	37	5	11	104	47	104
1998	.279	620	85	173	35	6	5	83	54	62
1999	.259	572	79	148	35	5	14	82	67	123
2000	.269	587	79	158	35	0	13	85	58	116
2001	.260	577	86	150	36	5	23	81	67	126
2002	.245	597	75	146	41	2	24	89	50	138
2003	.273	600	83	164	40	0	19	96	57	146
2004	.276	583	74	161	29	2	18	83	67	117
2005	.249	586	71	146	18	5	17	73	60	123
2006	.258	574	66	148	30	2	9	63	44	99
2007	.268	560	63	150	38	2	10	76	58	82
2008	.268	579	87	155	29	6	19	94	67	123
2009	.292	596	83	174	33	1	22	99	69	117
2010	.264	553	90	146	25	3	31	107	94	132
2011	.245	564	68	138	26	0	26	96	70	135
TOTALS	.267	22440	2875	5984	1159	105	603	3115	2333	3765

BOLD indicates team-highs



LUKE HUGHES

INFIELDER

38

HEIGHT/WEIGHT: 5-11/205

BORN: 8/2/84 in Perth, Australia


RESIDES: Perth, Australia

ACQUIRED: Signed as non-drafted free agent, 7/19/02

M.L. SERVICE: 147 days

CONTRACT STATUS: Signed thru 2012

BATS/THROWS: R/R
OPENING DAY AGE: 27



PERSONAL: Luke Trevor Hughes...2002 graduate of Hampton High School in Perth, Australia...played for the Australian National Team in the 2005 World Cup and the 2006 and 2009 World Baseball Classic.

2011:

- Led the Twins with six home runs and 15 rbi in Spring Training...optioned to Triple-A Rochester, March 27.
- Recalled from Triple-A Rochester prior to Red Wings opener, April 8, as Tsuyoshi Nishioka was placed on the 15-day disabled list.
- First career three-hit game, April 27 vs. Tampa Bay...hit his first home run of the season, April 29 at Kansas City.
- Optioned to Rochester, May 22...played in 10 games for the Red Wings, batting .167 (6-for-36), before being recalled June 3.
- Batted .414 (12-for-29) with three doubles and seven runs scored in an eight game span, June 3-12.
- Hit his second home run, a two-run shot in the fifth inning, June 28 vs. Los Angeles (NL)...hit his third home run, a three-run shot in the fourth inning, July 8 at Chicago (AL)...both homers were the deciding runs/game-winning runs in those respective games.
- Was optioned back to Rochester, July 22, before being recalled a week later, July 29...optioned back to Rochester, July 31...recalled August 18 and spent the rest of the season with the Twins.
- Recorded 12 rbi in a six-game span, August 27-September 2, including his first career two-homer game and career-high five rbi, August 28 vs. Detroit.
- Appeared in 86 games defensively, playing 37 games at second base (34 starts), 36 games at first base (30 starts) and 13 games at third base (12 starts).

2010: Began the season at Triple-A Rochester...played in 13 games for the Red Wings before being recalled, April 24...made Major League debut and homered off Max Scherzer in first career at-bat, April 28 at Detroit, becoming the fifth player in Twins history to homer in first Major League at-bat, and first since Andre David on 6/29/84...he became the eighth Australian-born player to hit a homer in the Major Leagues and first to do it in his first Major League at-bat...appeared in two games for the Twins, going 2-for-7 (.286 batting average) with a home run, one rbi and three strikeouts before being optioned to Rochester, May 1...after being optioned May 1, appeared in just nine more games with the Red Wings before missing the rest of the season with a Sports Hernia...played in the Venezuelan Winter Leagues with Tigres de Aragua, batting .196 (10-for-51) in 15 games...played with Perth in the Australian Baseball League after the VWL, batting .337 (29-for-86) in 23 games.

2009: Played in the World Baseball Classic with the Australian team, batting .250 (3-for-12) with one home run, three rbi and three runs scored in three games...started the regular season with Triple-A Rochester...hit a two-run homer on Opening Day, April 9 at Syracuse...placed on the disabled list with a strained left oblique, June 11...batted .370 (10-for-27) with four home runs and 11 rbi vs. left-handed pitching at Rochester...joined the GCL Twins for four games on a rehab assignment...reinstated July 7 and transferred to Double-A New Britain...collected two four-hit games with the Rock Cats, July 8 vs. Connecticut (three doubles) and August 6 at Erie...placed on the temporarily inactive list, September 5 until the end of the season to play with the Australian World Cup Team...had cyst removed from right wrist, December 10.

2008: Began season at Double-A New Britain...hit safely in 29 of his first 32 games...named Twins' Minor League Player of the Week and the Eastern League Player of the Week, April 26-May 1, after going 13-for-32 (.406) with six home runs, nine runs scored and 10 rbi...named both the Twins' Minor League Player of the Month and Eastern League Player of the Month for April...had 17-game hitting streak, going 32-for-77 (.416), April 21-May 15...disabled with left groin strain, June 9-27...named to the 2008 Futures Game (World Team) where he started at third base and went 0-for-2, July 13 at New York...promoted to Triple-A Rochester, July 31...recorded 10 multi-hit games in just 29 games with the Red Wings...started 26 games at third base...played in the Venezuelan Winter League for Tigres de Aragua.

2007: Spent entire season at Double-A New Britain...appeared in 92 games seeing time at first base, second base, third base and the outfield...went 4-for-4 with two rbi and two runs scored, May 9 at Harrisburg...hit safely in seven straight games June 3-12, hitting .739 (17-for-23)...named Eastern League Player of the Week, June 4-10...posted a .309 (30-for-97) batting average vs. lefties...hit .355 in 29 home games.

2006: Spent entire season at Single-A Ft. Myers...homered and drove in three runs in his first game of the season, April 6 at Sarasota...appeared in 95 games, including 82 at third base, nine at second base and one at first base.

2005: Began season at Single-A Beloit...promoted to Single-A Ft. Myers, July 29...played for the Australian National Team in the 2005 World Cup, September 2-17...recorded his first hit (1-for-3) of the games, September 7 vs. Czech Republic...appeared in seven games going 1-for-15.

2004: Spent entire season at Rookie Level Elizabethton...started the season going 0-for-15 before going 10-for-his-next-25 (.400)...finished the year hitting .333 (21-for-63) over his final 18 games...appeared in 44 games, including 40 at second base and one at first base.

2003: Made his professional debut with the GCL Twins...reached base safely in 19 straight games (.442 OBP), June 28-July 18...led the team in rbi and was second in hits and total bases...named to the GCL Postseason All-Star team...played 33 games at shortstop and 23 at third base.

PROFESSIONAL: Signed by scout Howard Norsetter.

2011

HUGHES' GAME HIGHS

CAREER

Hits: 3, 3x, last 7/8 at CWS.

HR: 2, 8/28 vs. Det

Hits: 3, 3x, last 7/8/11 at CWS.

HR: 2, 8/28/11 vs. Det.

RBI: 5, 8/28 vs. Det.

Hit-Strike: 6, 6/3-9

RBI: 5, 8/28/11 vs. Det.

Hit-Strike: 6, 6/3-9/11

Grand Slams: --

SB: 1, 3x, last 9/19 at NYY.

Grand Slams: --

SB: 1, 3x, last 9/19/11 at NYY.

HUGHES' BATTING RECORD

YEAR	CLUB	AVG	G	AB	R	H	2B	3B	HR	RBI	SH	SF	HB	BB	SO	SB	CS	E	OBP
2003	GCL Twins	.305	54	190	22	58	9	4	2	25	4	1	2	15	22	5	5	12	.361
2004	Elizabethhton	.284	44	141	20	40	8	1	3	19	2	3	4	9	30	1	3	4	.338
2005	Beloit	.257	72	292	42	75	14	2	7	42	2	3	7	21	63	4	2	10	.319
	Ft. Myers	.202	23	84	9	17	3	1	0	7	2	3	1	2	15	0	0	5	.222
2006	Ft. Myers	.231	95	333	31	77	15	0	4	37	2	5	5	23	72	6	2	19	.287
2007	New Britain	.283	92	315	56	89	18	2	9	43	5	4	4	34	68	4	1	3	.356
2008	New Britain	.319	70	285	53	91	15	3	15	40	2	1	3	28	70	4	1	12	.385
	Rochester	.283	29	106	17	30	7	1	3	21	0	3	1	7	30	2	0	5	.325
2009	GCL Twins	.273	4	11	0	3	0	0	0	0	0	0	0	4	1	0	0	3	.467
	New Britain	.250	56	200	22	50	15	3	6	36	1	5	4	19	38	1	1	9	.320
	Rochester	.259	37	135	19	35	8	2	6	28	0	3	1	18	38	2	0	10	.344
2010	Rochester	.257	22	74	12	19	8	0	1	7	1	0	1	5	18	2	0	1	.313
	MINNESOTA	.286	2	7	1	2	0	0	1	1	0	0	0	0	3	0	1	0	.286
2011	Rochester	.231	30	117	16	27	6	1	4	11	0	2	0	10	18	2	0	4	.287
	MINNESOTA	.223	96	287	31	64	12	0	7	30	2	1	3	24	79	3	2	5	.289
Minor League Totals		.268	628	2283	319	611	126	20	60	316	21	33	33	195	483	33	15	97	.330
Major League Totals		.224	98	294	32	66	12	0	8	31	2	1	3	24	82	3	3	5	.289

HUGHES' FIELDING RECORD

POSITION	PCT	G	PO	A	E	TC	DP	PB
First Base	.997	36	278	13	1	292	26	—
Second Base	.989	37	79	108	2	189	25	—
Third Base	.953	15	10	31	2	43	3	—
Totals	.990	88	367	152	5	524	54	—

HUGHES' WORLD BASEBALL CLASSIC RECORD

YEAR	CLUB	AVG	G	AB	R	H	2B	3B	HR	RBI	SH	SF	HB	BB	SO	SB	CS	E	OBP
2006	Australia	.000	2	3	0	0	0	0	0	0	0	0	1	1	1	0	0	0	.400
2009	Australia	.250	3	12	3	3	1	0	1	3	0	0	1	1	5	0	0	0	.357
WBC Totals		.200	5	15	3	3	1	0	1	3	0	0	2	2	6	0	0	0	.368

MINNESOTA TWINS - FIRST MAJOR LEAGUE GAME HOME RUNS

PLAYER	DATE	AT-BAT	COUNT	OPP	PITCHER
Rick Renick	7-11-68	1st	3-1	Det.	Mickey Lolich
Hal Haydel	9- 7-70	2nd	0-0	Mil.	Al Downing
Eric Soderholm	9- 3-71	2nd	1-1	Oak.	Diego Segui
Dave McKay	8-22-75	1st	1-1	Det.	Vern Ruhle
Kent Hrbek	8-24-81	5th	2-2	at NYY.	George Frazier
Tim Laudner	8-28-81	3rd	0-1	Det.	Dave Rozema
Gary Gaetti	9-20-81	1st	1-1	at Tex.	Charlie Hough
Andre David	6-29-84	1st	1-2	at Det.	Jack Morris
Luke Hughes	4-28-10	1st	2-2	at Det.	Max Scherzer



DANNY LEHMANN

81

CATCHER

HEIGHT/WEIGHT: 5-11/187

BORN: 9/5/85 in Denver, CO

RESIDES: The Woodlands, TX

ACQUIRED: 8th round, 2007 First-Year Player Draft

M.L. SERVICE: None

CONTRACT STATUS: Signed thru 2012

BATS/THROWS: R/R

OPENING DAY AGE: 26



PERSONAL: Daniel Joseph Lehmann (pronounced LAY-men)...wife Whitney (Sexton)...daughter Elle (12/5/11)...2004 graduate of The Woodlands (TX) High School...first team All-State and All-Greater Houston honoree as a senior...awarded Montgomery County defensive MVP as catcher...posted a .452 batting average with seven home runs in senior season...attended Rice University where he majored in economics and kinesiology...led team in fielding percentage (.994), with just three errors in 66 games as a junior...All-Silver Glove award winner in 2006 and Conference USA Baseball Commissioner's Academic honor roll...All-Silver Glove award winner in 2005 as catcher.

2011:

- Was an invite to Twins Spring Training...reassigned to minor league camp, March 28 and started the season with Double-A New Britain.
- Played in four games for the Rock Cats before being transferred to Triple-A Rochester, April 15 (catcher Steve Holm to Minnesota).
- Recorded a season-high with four hits, June 11 at Toledo...also recorded three rbi in the game.
- Placed on the 7-day disabled list with a left ankle sprain, July 23...reinstated, August 7.
- Transferred to Double-A New Britain, August 7...played 16 games for the Red Wings to finish the season...played 63 games on the season between both levels, all at catcher.
- Ranked Best Defensive Catcher in the Twins system by *Baseball America*, entering the 2012 season.

2010: Was an invite to Twins Spring Training...began the season with Double-A New Britain...batted .321 (9-for-28) against left-handed pitching for the Rock Cats and .205 (16-for-78) against right-handed pitching...promoted to Triple-A Rochester, July 26...went 3-for-4 with a double, August 8 at Syracuse...finished fifth on the club in on-base percentage...rated as being the best defensive catcher in the Twins system by *Baseball America*, entering the 2011 season.

2009: Began season at Single-A Ft. Myers...batted .294 (20-for-68) with one home run and five rbi in 25 games in two stints with the Miracle...promoted to Double-A New Britain, May 11 and played in 13 games before being transferred back to Single-A Ft. Myers, June 2...played in seven games with the Miracle and was promoted to Double-A New Britain, June 16...played in a total of 56 games with the Rock Cats, all at catcher.

2008: Began season with Single-A Beloit...hit safely in six consecutive games, May 2-17...hit .292 (7-for-24) vs. lefties while at Beloit...selected to the Midwest League All-Star Game but did not play due to promotion...promoted to Ft. Myers, June 16...hit safely in 9 of 11 games, July 2-23...hit safely in six of seven games, batting .346 (9-for-26), August 8-21.

2007: Spent entire season at Rookie-Level Elizabethton...recorded a hit in 11 of his first 15 games...hit first professional home run and had five rbi, July 20 vs. Kingsport...hit second home run, August 7 at Bristol...went 3-for-4 with a double, home run, two runs scored and tied season-high with five rbi, August 13 at Greeneville...played all 22 games at catcher.

AMATEUR CAREER: Went 5-for-8 (.625) with a double, home run and sac-bunt to help Rice win the NCAA super regional over Oklahoma and send the Owls to College World Series in 2006...hit a double and drove in a run with a sac-fly in the 2006 College World Series...registered seven defensive assists on June 4, 2006, setting a school record for catchers...was the starting catcher in the Cape Cod Baseball League All-Star Game that same season.

PROFESSIONAL: Signed by scout Marty Esposito.

LEHMANN'S BATTING RECORD

YEAR	CLUB	AVG	G	AB	R	H	2B	3B	HR	RBI	SH	SF	HB	BB	SO	SB	CS	E	OBP
2007	Elizabethton	.221	22	77	12	17	2	0	3	17	0	0	4	9	10	0	0	5	.333
2008	Beloit	.240	31	104	13	25	4	3	0	6	2	0	2	9	15	0	2	5	.313
	Ft. Myers	.244	44	131	12	32	3	0	0	6	1	1	6	16	12	2	1	6	.351
2009	New Britain	.190	56	168	11	32	8	0	0	10	7	1	1	12	18	0	1	1	.247
	Ft. Myers	.294	25	68	9	20	3	0	1	5	1	2	0	9	7	2	0	1	.367
2010	New Britain	.236	34	106	10	25	1	1	1	8	3	1	2	9	18	0	0	3	.305
	Rochester	.263	25	76	9	20	7	0	0	5	3	0	2	7	6	0	0	3	.341
2011	New Britain	.309	20	55	11	17	6	0	0	4	2	1	1	7	9	0	1	3	.391
	Rochester	.204	43	137	11	28	5	0	2	13	1	0	4	11	21	0	0	3	.283
Minor League Totals		.234	300	922	98	216	39	4	7	74	20	6	22	89	116	4	5	30	.315



FRANCISCO LIRIANO 47

LEFT-HANDED PITCHER

HEIGHT/WEIGHT: 6-2/215

BORN: 10/26/83 in San Cristobal, DR

RESIDES: Miami, FL

ACQUIRED: Trade with San Francisco, 11/14/03

M.L. SERVICE: 5 years, 104 days

CONTRACT STATUS: Signed thru 2012

BATS/THROWS: L/L

OPENING DAY AGE: 28



PERSONAL: Francisco Casillas Liriano (pronounced lee-ree-AH-no)...wife Johanna (Guance)...sons Kevin (4/4/08) and Francis Javier (6/8/10)...1999 graduate of Americo Pere (DR) High School.

2011:

- Was the Twins number two starter to open the season, making his first start, allowing four runs on four hits in 4.1 innings while suffering the loss, April 2 at Toronto.
- Earned his first win, allowing two runs on five hits in 6.1 innings pitched, April 18 at Baltimore...snapped a personal six-game losing streak that spanned to September 19, 2010.
- Pitched the first no-hitter of 2011, the 263rd in MLB history, and fifth in Twins history, May 3 at Chicago (AL)...it marked the third no-hitter thrown at U.S. Cellular Field (previous two by Mark Buehrle)...it was the 13th time the White Sox had been no-hit in franchise history, the first since Bret Saberhagen on August 26, 1991, and first at home since Jack Morris did it on April 7, 1984 at old Comiskey Park...it was Liriano's first career complete game and shutout...his 9.13 ERA entering the start was the highest for any pitcher coming into a start in which he threw a no-hitter (minimum of five starts)...the previous high was St. Louis' Jose Jimenez' 6.69 ERA when he threw his no-hitter, June 25, 1999 against Arizona...Liriano's mound opponent, Edwin Jackson, threw a no-hitter in 2010...Liriano became the first pitcher in Major League history to throw a no-hit game against an opposing starter who had thrown a no-hitter the season before...he became just the second left-handed pitcher to throw a no-hitter against the White Sox in Chicago with the other being Jesse Tannehill for Boston in 1904...he walked six and struck out two, becoming the second pitcher since 1900 with four more walks than strikeouts (Pittsburgh's Cliff Chamber walked eight and struck out four when he no-hit the Braves in 1951)...his two strikeouts were the fewest for a pitcher in a no-hitter since the Dodgers' Jerry Reuss struck out two Giants in his no-hitter in 1980...Liriano became the fifth pitcher born in the Dominican Republic to throw a no-hitter, the others being Juan Marichal (1963), Ramon Martinez (1995), Jose Jimenez (1999) and Ubaldo Jimenez (2010). (Credit Elias Sports Bureau)
- He was named AL Co-Player of the Week with Detroit's Justin Verlander for the period ending on May 8...they became the first pair of pitchers to toss no-hitters within a five-day span of each other since Florida's Al Leiter and the Yankees' Dwight Gooden did it in May of 1996.
- Set a season-high with nine strikeouts, May 17 at Seattle...matched that mark three starts later, June 12 vs. Texas.
- Recorded his 600th career strikeout, fanning Daniel Hudson in the second inning, May 22 at Arizona...gave up a home run to Juan Miranda in that start - the first homer he allowed to a lefty since Opening Day, April 6, 2009 vs. Seattle (Ken Griffey, Jr.).
- Placed on the 15-day disabled list with left shoulder inflammation, May 30...reinstated June 7.
- Went 2-1, 2.52 (25.0 ip, 7 er) in four starts in May.
- Surpassed 600.0 innings for his career, June 7 at Cleveland.
- Recorded a career-high with seven walks, becoming the first Twin to walk seven since Boof Bonser (April 26, 2007), August 9 vs. Boston.
- Placed on the 15-day disabled list with a left posterior shoulder strain, August 25...reinstated, September 16...made two relief appearances to finish the season.

AL PITCHING LEADERS

STRIKEOUTS FOR LEFTIES SINCE 2010

1. CC Sabathia	427
2. Jon Lester	407
3. David Price	406
4. C.J. Wilson	376
5. Gio Gonzalez	368
6. Ricky Romero	352
7. Francisco Liriano	313

2010: Started the season as the Twins' number five starter, making his first start, allowing three runs on four hits in 6.0 innings (no-decision), April 9 at Chicago (AL)...recorded first win, tossing 7.0 scoreless innings, April 15 vs. Boston...was named the American League Pitcher of the Month (first career honor) for April, going 3-0, 0.93 ERA (29.0 ip, 3 er), with 18 hits allowed...he was the only pitcher in the American League with a sub-1.00 ERA for the month...posted a 23.0 scoreless inning streak from April 15-May 2, becoming the second Twins starting pitcher since 1993 to post a streak of that length (Johan Santana - 33.0 consecutive scoreless innings in 2004)...struck out 10 batters, June 5 at Oakland, then 11 batters, June 11 vs. Atlanta, becoming the first Twins pitcher since Johan Santana (May, 2007) to post consecutive 10-plus strikeout games in one season...tied a club record for most consecutive strikeouts (7), June 11 vs. Atlanta, striking out seven consecutive batters between the third and fifth innings to tie the club mark set by Jim Merritt, July 21, 1966...finished the first-half with the fourth-most strikeouts in the American League (117) and held left-handed batters to a .188 average (fifth-best among American League left-handed starters), with no walks...recorded 500th career strikeout (Mike Aviles), July 26 at Kansas City...earned his 10th victory, tossing 7.0 shutout innings allowing two hits, 11 strikeouts and two walks, as the Twins set a season-high with their eighth consecutive victory, August 1 vs. Seattle...reached 500.0 career innings pitched, August 12 at Chicago (AL)...did not allow a home run in 96.1 consecutive innings pitched, May 20-August 18, marking the second-longest streak in Twins history, behind Bert Blyleven's 99.0 innings from 1974-1975...set a career-high with his 25th start of the season, August 26 at Texas...had career-high eight-game winning-streak, July 16-September 14...set a single-season career-high with his 30th appearance, September 24 at Detroit...struck out his 200th batter, September 30 vs. Toronto, marking the 20th time in club history in which a pitcher struck out 200-plus in a season and he became the seventh different pitcher to do so (Blyleven - 6, Santana - 4, Pascual - 4, Chance - 2, Kaat - 2, Boswell - 1)...Pitched 7.0-plus innings in 16 of his 31 starts (11-1)...allowed just nine home runs all season, with just two coming in his first 23 starts, April

9-August 12...his nine home runs allowed were the fewest for a pitcher with a minimum of 190.0 innings pitched since New York's Chien-Ming Wang in 2007, who also allowed nine in 199.1 innings...Faced 172 left handed batters on the season, allowing just 43 of them to reach base (36 hits, four walks and three hit by pitch)...started five of the Twins 13 shutouts on the season: April 15 vs. Boston, April 21 vs. Cleveland, April 27 at Detroit, July 21 vs. Cleveland and August 1 vs. Seattle...his 20 quality starts were twice as many as his previous career-high (10 in both 2006 and 2009)...was named the American League Comeback Player of the Year, becoming the first Twin to win the award...became just the fifth different pitcher to strike out 200-plus batters and allow nine-or-fewer home runs in a season...the other include: Kevin Brown in 1998, Roger Clemens in 1997 and 1990, Dwight Gooden in 1984 and Pedro Martinez in 1999 and 2003.

2009: Was the Twins' Opening Day starter for the first time in his career, April 6 vs. Seattle...lost each of his first four starts, posting an ERA of 7.06 (21.2 ip, 17 er) in those starts...won back-to-back starts, tossing 7.1 innings on May 4 at Detroit, allowing two runs on four hits and nine strikeouts, May 4-9...won consecutive starts, June 23 at Milwaukee and June 28 at St. Louis...recorded his fifth win of season, allowing one run on three hits in 7.0 innings, August 12 vs. Kansas City...placed on the 15-day disabled list with left arm fatigue, August 18...reinstated, September 9...pitched in six games (one start) upon his return, going 0-1, 5.79 (9.1 ip, 6 er).

2008: Made one start at Single-A Ft. Myers before being promoted to Triple-A Rochester, April 4...recalled April 12...was 0-3, with a 11.32 ERA in three starts before being optioned to Rochester, April 25...named International League Pitcher of the Week, June 30-July 6, going 2-0, 0.00 with just seven hits allowed in 13.0 innings with 16 strikeouts...pitched 26.2 consecutive scoreless innings from June 30-July 17...went 5-0, 1.32 (34.0 ip, 5 er) with five walks and 42 strikeouts in five July starts at Rochester and was named the *Topps* Player of the Month...went 10-0, 2.67 (70.2 ip, 21 er) in his last 11 starts...recalled August 1...made a start in place of Livan Hernandez, August 3 vs. Cleveland, earned the win by tossing 6.0 shutout innings, giving up just three hits, walking three and striking out five...finished the month of August with the second lowest ERA (1.23) in the Majors (minimum of five starts), behind CC Sabathia's 1.12 and the fourth-lowest batting-average-against (.191)...season-high nine strikeouts, September 5 vs. Detroit...earned his sixth win of the season and extended his personal six-game win-streak, September 21 at Tampa Bay...pitched 7.0-plus innings in four of his last six starts...held left-handed batters to a .217 batting average with one home run while righties hit .266 with six home runs...posted a record of 4-2, 2.76 (42.1 ip, 13 er) in seven home starts, while going 2-2, 5.35 (33.2 ip, 20 er) in seven road starts...seven quality starts in 14 chances...led the Twins organization in wins (16), strikeouts (188), innings pitched (199.1) and starts (34).

2007: Missed the entire season recovering from "Tommy John" surgery on left elbow.

2006: Did not allow a run in six of seven appearances (all in relief), going 1-0, 0.77 (11.2 ip, 1 er), April 5-25...won three consecutive starts, going 3-0, 0.56 (16.0 ip, 1 er), May 19-31...went 3-0 with a 1.13 ERA (24.0 ip, 3 er) and 26 strikeouts in May...had career-high six-game win-streak, going 6-0, 1.23 (44.0 ip, 6 er), June 11-July 8...had first career 10-plus strikeout game (11), June 16 at Pittsburgh...named American League Rookie of the Month for June and July, becoming the second player in history to win the award in consecutive months (Ichiro, 2001)...second career 10-plus strikeout game (12), July 2 vs. Milwaukee...was named to his first All-Star game after going into the break with a record of 10-1 and a 1.83 ERA...he became just the second rookie to head into the All-Star break with at least 10 wins and a sub-2.00 ERA, the other was Jerry Koosman of the Mets in 1968 (11-4, 1.94)...he set pre-All-Star game club records with a 1.83 ERA, 10 wins, 102 strikeouts and was fourth with a .201 batting-average-against...third career 10-plus strikeout game (10), July 23 at Cleveland...tied career-high 12 strikeouts (fourth career 10-plus strikeout game), July 28 vs. Detroit...disabled with strained ulnar collateral ligament in left elbow, August 10-September 11...made a rehab start in Rochester's first round playoff game, September 9...did not allow a hit or a run in 3.0 innings while striking out four and walking one...made a start September 13 vs. Oakland and lasted just 2.0 innings after experiencing pain in his left elbow...was shut down for the rest of the season...finished the season allowing just one home run to lefties with a .202 batting-average-against...set the Twins All-Time rookie strikeout record with 144, breaking Bert Blyleven's mark of 135 in 1970...his 12 wins tied him for third on that same list...ranked among Major League leading rookies in strikeouts (1st), ERA (2nd), wins (2nd), batting-average-against (2nd) and innings (5th)...finished third in the American League Rookie of the Year voting with 30 points (recording one first place vote), behind Justin Verlander (Detroit) and Jonathan Papelbon (Boston)...won Bill Boni Award as Twins' Outstanding Rookie...had "Tommy John" surgery on left elbow, November 6.

2005: Began season at New Britain...promoted to Rochester, June 17...played for World Team in Futures Game, July 10 at Detroit...International League Pitcher of the Week, July 18-24...Twins' Minor League Player of the Week, July 23-29...Twins' Minor League Pitcher of the Month for July, going 4-1, 1.03 (35.0 ip, 4 er) with 10 walks and 37 strikeouts in five starts...*Topps*' International League Pitcher of the Month for July...International League Pitcher of the Week, August 1-7...named International League Rookie of the Year and *USA Today* Minor League Player of the Year...recalled September 2...made Major League debut in relief, September 5 vs. Texas...made first career start, September 14 at Detroit...recorded first Major League win, season-high 7.0 innings and tied season-high eight strikeouts, September 30 vs. Detroit...led all minor league pitchers in strikeouts...named to *Baseball America*'s Minor League All-Star team, Triple-A All-Star team and Triple-A Player of the Year...rated best prospect in Eastern League and best pitching prospect and second-best prospect in International League by *Baseball America*...ranked the top prospect in the Twins' organization by *Baseball America* entering the 2006 season.

2004: Began season at Ft. Myers...Florida State League Pitcher of the Week, April 19-25...Twins' Minor League Player of the Week, May 22-28...selected to Florida State League All-Star team, June 12 at St. Lucie...season-high 12 strikeouts, July 19 at Brevard County...promoted to New Britain, August 2...rated 11th-best prospect in Florida State League by *Baseball America* and fifth-best prospect in the Twins' organization by *Baseball America*, entering the 2005 season.

2003: Disabled with left lat strain, April 6-May 25 and June 18-September 15...acquired from San Francisco along with pitchers Joe Nathan and Boof Bonser in exchange for catcher A.J. Pierzynski and cash, November 14.

2002: Disabled with left elbow strain, April 25-May 9...disabled with blister on left hand, May 22-30...named *Howe Sportsdata*'s South Atlantic League Player of the Week, June 7-13...disabled with left shoulder strain, July 24-September 19...had .210 (61-for-291) batting-average-against, with left-handers batting .203 (14-for-69) with two homers and right-handers batting .212 (47-for-222) with four homers...ranked fourth-best prospect in the Giants organization by *Baseball America*, entering the 2003 season.

2001: Began season at AZL Giants...was second in league in starts, innings pitched and strikeouts...promoted to Salem-Keizer, August 25...tied season-high 6.0 innings and season-high 10 strikeouts, September 4 at Eugene...ranked eighth-best prospect in the Arizona League by *Baseball America*.

PROFESSIONAL: Signed by San Francisco as non-drafted free agent, September 9, 2000...signed by scout Rick Ragazzo.

LIRIANO VS. LEFTIES

CAREER HOME RUNS ALLOWED TO LEFTIES

9/14/05 at Detroit	Curtis Granderson
7/13/06 vs. Cleveland	Travis Hafner
8/30/08 at Oakland	Jack Cust
4/6/09 vs. Seattle	Ken Griffey, Jr.
5/22/11 at Arizona	Juan Miranda

2011

LIRIANO'S GAME HIGHS

CAREER

IP: 9.0, 5/3 at CWS.

Walks: 7, 8/9 vs. Bos.

IP: 9.0, 5/3/11 at CWS.

Walks: 7, 8/9/11 vs. Bos.

SO: 9, 2x, last 6/12 vs. Tex.

CG: 1, 5/3 at CWS.

SO: 12, 2x, last 7/28/06 vs. Det.

CG: 1, 5/3/11 at CWS.

Win-Streak: 2, 2x, last 8/15-20

Low-Hit: 0, 5/3 at CWS.

Win-Streak: 8, 7/16-9/14/10

Low-Hit: 0, 5/3/11 at CWS.

LIRIANO'S FIELDING RECORD

POSITION	PCT	G	PO	A	E	TC	DP	PB
Pitcher	.979	134	17	76	2	95	5	—

LIRIANO'S PITCHING RECORD

YEAR	CLUB	W-L	ERA	G	GS	CG	SH	SV	IP	H	R	ER	HR	HB	BB	SO	WP	BK	BAA
2001	AZL Giants	5-4	3.63	13	12	0	0	0	62.0	51	26	25	3	1	24	67	6	3	.232
	Salem-Keizer	0-0	5.00	2	2	0	0	0	9.0	7	5	5	2	0	1	12	0	0	.206
2002	Hagerstown	3-6	3.49	16	16	0	0	0	80.0	61	45	31	6	0	31	85	4	0	.210
2003	San Jose	0-1	54.00	1	1	0	0	0	0.2	5	4	4	0	0	2	0	1	0	.714
	AZL Giants	0-1	4.32	4	4	0	0	0	8.1	5	4	4	1	0	6	9	1	1	.192
2004	Ft. Myers	6-7	4.00	21	21	0	0	0	117.0	118	56	52	6	0	43	125	6	2	.269
	New Britain	3-2	3.18	7	7	0	0	0	39.2	45	14	14	4	2	17	49	3	0	.287
2005	New Britain	3-5	3.64	13	13	0	0	0	76.2	70	36	31	6	2	26	92	4	1	.242
	Rochester	9-2	1.78	14	14	0	0	0	91.0	56	25	18	4	0	24	112	2	1	.177
	MINNESOTA	1-2	5.70	6	4	0	0	0	23.2	19	15	15	4	0	7	33	0	0	.221
2006	MINNESOTA	12-3	2.16	28	16	0	0	1	121.0	89	31	29	9	1	32	144	9	1	.205
2007	MINNESOTA	INJURED - DID NOT PLAY																	
2008	Ft. Myers	0-1	6.75	1	1	0	0	0	5.1	6	4	4	0	0	2	8	0	0	.300
	Rochester	10-2	3.28	19	19	0	0	0	118.0	102	44	43	8	3	31	113	4	0	.231
	MINNESOTA	6-4	3.91	14	14	0	0	0	76.0	74	40	33	7	1	32	67	3	0	.254
2009	MINNESOTA	5-13	5.80	29	24	0	0	0	136.2	147	93	88	21	6	65	122	5	1	.279
2010	MINNESOTA	14-10	3.62	31	31	0	0	0	191.2	184	77	77	9	10	58	201	10	1	.252
2011	MINNESOTA	9-10	5.09	26	24	1	1	0	134.1	125	81	76	14	7	75	112	9	0	.245
Minor League Totals		39-31	3.42	111	110	0	0	0	607.2	526	263	231	40	8	207	672	31	8	.239
Major League Totals		47-42	4.19	134	113	1	1	1	683.1	638	337	318	64	25	269	679	36	3	.248

LIRIANO'S BATTING RECORD

BATTING	AVG	AB	R	H	2B	3B	HR	RBI	SH	SF	HB	BB	SO	SB	CS	OBP
Career	.143	14	0	2	0	0	0	2	2	0	0	2	7	0	0	.250

LIRIANO'S DIVISION SERIES RECORD

YEAR	OPPONENT	W-L	ERA	G	GS	CG	SH	SV	IP	H	R	ER	HR	HB	BB	SO	WP	BK	BAA
2009	New York (AL)	0-0	4.50	1	0	0	0	0	2.0	1	2	1	1	0	1	1	0	0	.143
2010	New York (AL)	0-0	6.35	1	1	0	0	0	5.2	6	4	4	0	0	3	7	1	0	.261
Division Series Totals		0-0	5.87	2	1	0	0	0	7.2	7	6	5	1	0	4	8	1	0	.233

LIRIANO'S ALL-STAR GAME RECORD

YEAR	HOST	W-L	ERA	G	GS	CG	SH	SV	IP	H	R	ER	HR	HB	BB	SO	WP	BK	BAA
2006	Pittsburgh	DID NOT PLAY																	

LIRIANO'S WORLD BASEBALL CLASSIC RECORD

YEAR	CLUB	W-L	ERA	G	GS	CG	SH	SV	IP	H	R	ER	HR	HB	BB	SO	WP	BK	BAA
2006	Dominican Republic	0-0	1.69	2	0	0	0	0	5.1	3	2	1	0	0	3	8	0	0	.150



...that on May 3, 2011 at U.S. Cellular Field in Chicago, Francisco Liriano became the fifth pitcher in Minnesota Twins history to throw a no-hitter, and the first since 1999. Liriano joined Jack Kralick, Dean Chance (twice, including a 5-inning no-hitter), Scott Erickson and Eric Milton as Twins pitchers who have accomplished the feat. See page 255 for a complete listing of Twins no-hitters.



MATT MALONEY

LEFT-HANDED PITCHER

44

HEIGHT/WEIGHT: 6-4/210

BORN: 1/16/84 in Sandusky, OH

RESIDES: Louisville, KY

ACQUIRED: Claimed off Waivers from the Reds, October 31, 2011

M.L. SERVICE: 1 year, 55 days

CONTRACT STATUS: Signed thru 2012

BATS/THROWS: L/L

OPENING DAY AGE: 28

PERSONAL: Matthew Michael Maloney...wife Kalee (Basting)...2002 graduate of Huron (OH) High School...attended Manatee Community College (2003) in Bradenton, FL and the University of Mississippi (2004-05).

2011:

- Made the Reds Opening Day roster for the first time in his career...went 0-1, 8.49 in five appearances (one start) before he was optioned to Triple-A Louisville, April 23.
- Was recalled May 23 and pitched 3.1 innings of relief before leaving with an injury...disabled with a cracked rib, May 26-August 16.
- In a rehab start, became Louisville's All-Time leader with his 35th career win in a 3-2 victory, July 24 vs. Charlotte...finished with 39 career wins at Triple-A Louisville.
- Reinstated from the disabled list on August 17 and optioned to Louisville, where he finished the minor league season...earned a September call-up and made two more appearances for the Reds.
- Claimed off waivers by the Twins, October 31.

2010: Spent most of the season at Triple-A Louisville...disabled with a blister on his left middle finger, April 22-29...ranked fifth in the International League in ERA (3.34)...led club in starts (24), wins (10) and ERA...became Louisville's All-Time leader in career strikeouts (384)...made two starts (0-2, 3.09) and five relief appearances (0-0, 3.00) during two stints for the Reds...made all five of his relief outings after he was promoted a second time, September 3...made his season debut in the 3-0 loss at New York (NL) on July 6...entered the season rated the eighth-best prospect in the organization by *Baseball America*.

2009: Spent most of the season at Triple-A Louisville, where he made 10 starts before being recalled, June 6...made Major League debut that same night vs. Chicago (NL)...ranked third among Reds minor leaguers in strikeouts (130) and fourth in ERA (3.00)...led the International League in complete games (three), was second in ERA (3.08) and tied for fourth in strikeouts (125)...was the organization's Minor League Pitcher of the Month for April (2-0, 1.86)...named International League Pitcher of the Week, May 11-17...went 0-2, 6.11 in three starts for Cincinnati before being optioned to Louisville, June 20...in 12 more starts for the Bats he went 5-6, 4.04 before another promotion...made another start for the Reds, on August 29 vs. Los Angeles (NL), but between games of the August 31 vs. the Pirates he was optioned to Carolina, where he made his one appearance before he was promoted for a third time, September 8...during that last stint with the Reds was bothered by a blister on the middle finger of his left hand but still made three starts before the season ended (2-1, 2.65)...first career strikeout victim was Ryan Dempster (June 6)...singled off Ryan Dempster to become the first Reds pitcher to record a hit in his first Major League plate appearance since Scott Randall singled off Kip Wells on September 18, 2003 at Pittsburgh...rated Best Control in Reds organization by *Baseball America*.

2008: Spent the season at Triple-A Louisville but made one rehab appearance for the GCL Reds...ranked second among Reds minor leaguers in strikeouts (141) and tied for second in wins (12)...disabled with a strained right oblique muscle, July 18-August 7...International League Pitcher of the Week, May 12-19...pitched in six games for Magallanes in the Venezuelan Winter League...added to the Reds 40-man roster, November 20.

2007: At Double-A Reading he was an Eastern League mid-season and post-season All-Star after going 9-7 with a 3.94 ERA...acquired by the Reds in exchange for right-handed pitcher Kyle Lohse, July 30...combined to finish 4-3, 2.80 ERA in seven starts at Double-A Chattanooga and Triple-A Louisville...went 13-10, 3.64 with 177 strikeouts and 144 hits allowed in 170.2 innings in 28 starts on the season.

2006: Spent the Year at Single-A Lakewood and was named South Atlantic League Pitcher of the Year...also was a mid-season and post-season All-Star...led league in wins (16), ERA (2.03), complete games (two), shutouts (one), innings pitched (168.2) and strikeouts (180)...was the Phillies' Minor League Pitcher of the Month for June (3-0, 0.33 ERA).

2005: Played eight games for Batavia in the New York Penn League and made his professional debut at the age of 21...earned his first professional win, July 17 vs Staten Island.

PROFESSIONAL: Was originally selected by the Philadelphia Phillies' in the third round of the 2005 First-Year Player draft...signed by scout Mike Stauffer.

2011

MALONEY'S GAME HIGHS

CAREER

IP: 4.0, 4/15 vs. Pit.

SO: 4, 4/15 vs. Pit.

Win-Streak: --

Walks: 1, 4x, 5/23 at Phi.

CG: --

Low-Hit: --

IP: 7.0, 9/25/09 at Hou.

SO: 5, 3x, last 8/29/09 vs. LAD.

Win-Streak: 2, 2x, last 9/15-10/3/10

Walks: 3, 10/3/10 vs. Mil.

CG: --

Low-Hit: --

MALONEY'S PITCHING RECORD

YEAR	CLUB	W-L	ERA	G	GS	CG	SH	SV	IP	H	R	ER	HR	HB	BB	SO	WP	BK	BAA
2005	Batavia	2-1	3.89	8	8	0	0	0	37.0	38	20	16	2	1	15	36	3	0	.277
2006	Lakewood	16-9	2.03	27	27	2	1	0	168.2	120	54	38	5	8	73	180	10	1	.194
2007	Reading	9-7	3.94	21	21	1	0	0	125.2	117	70	55	13	4	45	115	5	1	.246
	Chattanooga	2-2	2.57	4	4	0	0	0	28.0	17	9	8	4	1	3	39	2	0	.175
	Louisville	2-1	3.18	3	3	0	0	0	17.0	10	6	6	2	0	6	23	2	0	.169
2008	Louisville	11-5	4.68	25	25	2	1	0	140.1	143	75	73	18	7	39	132	4	0	.264
	GCL Reds	1-0	0.00	1	0	0	0	0	5.2	1	0	0	0	0	0	9	0	0	.056
2009	Louisville	9-9	3.08	22	22	3	1	0	143.0	143	56	49	11	7	24	125	4	0	.262
	Carolina	0-0	1.29	1	1	0	0	0	7.0	3	1	1	1	0	2	5	1	0	.136
	CINCINNATI	2-4	4.87	7	7	0	0	0	40.2	43	22	22	9	3	8	28	0	0	.281
2010	Louisville	10-7	3.34	24	23	0	0	0	134.2	132	65	50	9	10	28	104	4	1	.259
	CINCINNATI	2-2	3.05	7	2	0	0	0	20.2	20	7	7	2	1	5	13	0	0	.256
2011	AZL Reds	0-0	0.00	1	1	0	0	0	2.0	2	0	0	0	0	0	2	0	0	.286
	Louisville	7-1	2.99	14	13	0	0	0	81.1	77	29	27	8	6	11	51	0	0	.254
	CINCINNATI	0-3	9.16	8	2	0	0	0	18.2	36	21	19	7	1	4	13	0	0	.409
Minor League Totals		62-41	3.30	136	134	8	3	0	807.0	724	356	296	65	44	235	768	35	3	.217
Major League Totals		4-9	5.40	22	11	0	0	0	80.0	99	50	48	18	5	17	54	0	0	.310

MALONEY'S FIELDING RECORD

POSITION	PCT	G	PO	A	E	TC	DP	PB
Pitcher	1.000	22	2	12	0	14	1	—

MALONEY'S BATTING RECORD

BATTING	AVG	AB	R	H	2B	3B	HR	RBI	SH	SF	HB	BB	SO	SB	CS	OBP
Career	.211	19	1	4	0	0	0	0	4	0	0	1	6	0	0	.250

MINNESOTA NICE

PLAYERS IN TWINS' SYSTEM BORN IN MINNESOTA

PLAYER	POSITION	BIRTH CITY	HIGH SCHOOL	COLLEGE	2011 TEAM(S)
Madison Boer	RHP	St. Louis Park	Eden Prairie High School	University of Oregon	Elizabethton, Beloit
Cole DeVries	RHP	St. Louis Park	Eden Prairie High School	University of Minnesota	New Britain, Rochester
Roy Larson	3B	Burnsville	Eagan High School	University of St. Thomas	Elizabethton
Austin Malinowski	LHP	Lino Lakes	Centennial High School	--	--
Joe Mauer	C	St. Paul	Cretin-Derham High School	--	Minnesota
Cole Nelson	LHP	Edina	Edina High School	Auburn University	Lakeland, Ft. Myers
Glen Perkins	LHP	St. Paul	Stillwater High School	University of Minnesota	Minnesota
A.J. Pettersen	SS	Edina	Minnetonka High School	University of Minnesota	Elizabethton
Matt Schuld	RHP	St. Paul	Robbinsdale Armstrong High School	University of St. Thomas	New Britain
Caleb Thielbar	LHP	Northfield	Randolph High School	South Dakota State University	Ft. Myers

OTHER MINNESOTA PREP ATHLETES

PLAYER	POSITION	BIRTH CITY	HIGH SCHOOL	COLLEGE	2011 TEAM(S)
Marc Dolenc	OF	Princeton, NJ	Eagan High School	Minnesota State University	New Britain
Nate Hanson	1B	Dowey, CA	Eden Prairie High School	University of Minnesota	Ft. Myers, New Britain
Kyle Knudson	C	Fayetteville, NC	Maple Grove High School	University of Minnesota	Beloit



JEFF MANSHIP

RIGHT-HANDED PITCHER

49

HEIGHT/WEIGHT: 6-2/212
BORN: 1/16/85 in San Antonio, TX
RESIDES: Boerne, TX

BATS/THROWS: R/R
OPENING DAY AGE: 27

ACQUIRED: 14th round pick, 2006 First-Year Player Draft
M.L. SERVICE: 127 days
CONTRACT STATUS: Signed thru 2012

PERSONAL: Jeffrey Michael Manship...2003 graduate of Ronald Reagan (TX) High School, where he was named an All-American his final two seasons...posted a record of 22-2, with a 0.64 ERA with four no-hitters (one perfect game), a 7.9 K/BB ratio and 9.0-inning averages of 17.4 K's, 2.2 walks and 3.1 hits allowed in his final two seasons...member of Team USA's 16-under and 18-under Youth and Junior National Teams, winning a gold medal in 2001...2007 graduate of the University of Notre Dame where he led the team in strikeouts (111) and wins (nine)...named Big East Conference Pitcher of the Year and Third-Team Louisville Slugger All-American in 2006.

2011:

- Made the Twins Opening Day roster for the first time in his career...made five appearances for the Twins before being optioned to Triple-A Rochester, April 17.
- Pitched in seven games (two starts) for the Red Wings, going 1-2, 6.23 ERA (17.1 ip, 12 er).
- Placed on the 7-day disabled list with right shoulder strain, May 23...made two starts with the GCL Twins on rehab assignment June 27-July 2...reinstated from the disabled list, July 4.
- Tossed 7.2 shutout innings with just two hits allowed and seven strikeouts in four games (one start), July 6-28.
- Placed back on the 7-day disabled for the remainder of season with left back strain, August 1.

2010: Started the season with Triple-A Rochester...made four starts for Rochester, going 2-2 before being recalled, May 1...made his first Major League start of the season, but did not factor into the decision, allowing two runs on five hits in 6.0 innings, with one walk and six strikeouts, May 1 at Cleveland...optioned to Rochester, May 4, when Nick Blackburn was reinstated from Family Medical Emergency List...made three starts at Rochester...recalled, May 18 and made one relief appearance (2.0 ip) for the Twins, July 19 vs. Cleveland...optioned to Rochester, May 20...made five more starts for the Red Wings, including a complete game shutout victory, allowing four hits with no walks and six strikeouts, June 3 vs. Norfolk...recalled, June 19...pitched 4.1 innings of relief and struck out in his first Major League plate appearances, June 19 at Philadelphia...made two relief appearances for the Twins before being optioned, June 26...made three starts for the Red Wings and was recalled, July 15...made one relief appearance before being optioned, July 21...made four appearances (three starts) for Rochester and was recalled, August 12...earned first win of the season, tossing 1.1 innings of scoreless relief, August 18 vs. Chicago (AL)...posted a 2.41 ERA (18.2 ip, 5 er) with opponents batting .229 (16-for-70) with four extra-base hits (two home runs) in May, June, July and August combined with the Twins.

2009: Began season at Double-A New Britain where he went 6-4, 4.28 (75.2 ip, 36 er) in 13 starts...had a strikeout-to-walk ratio of 2.25 with the Rock Cats and allowed just two home runs...promoted to Triple-A Rochester on June 24, where he went 4-2, 3.22 (50.1 ip, 18 er) in eight starts...allowed just one home run and had 30 strikeouts with the Red Wings...contract selected from Rochester on August 12, replacing pitcher Kevin Slowey who was placed on the 60-day disabled list with a strained left wrist...made his Major League debut in relief, pitching 1.0 scoreless inning of relief, August 15 vs. Cleveland...moved into the starting rotation after Francisco Liriano was placed on the 15-day disabled list...made first Major League start, allowing one run on four hits in 5.0 innings pitched, September 1 vs. Chicago (AL)...recorded first Major League win, allowing four runs (three earned) on eight hits in 5.1 innings pitched with four strikeouts and one walk, October 2 vs. Kansas City.

2008: Began season at Single-A Ft. Myers...went 7-3, 2.86 (78.2 ip, 25 er) in 13 starts for the Miracle...tossed four-hit shutout, June 3 vs. Dunedin...named Twins' Minor League Player of the Week, June 6-13...selected to Florida State League All-Star team...promoted to Double-A New Britain, June 16...went a combined 10-9 with a 3.65 ERA in 27 starts for Ft. Myers and New Britain...participated in the Arizona Fall League with the Phoenix Desert Dogs.

2007: Began season at Single-A Beloit...named Twins' Minor League Player of the Week, April 20-26...named Midwest League Pitcher of the Week, April 30-May 5...named Twins' Pitcher of the Month for April...selected to Midwest League All-Star team...promoted to Single-A Ft. Myers, June 27...named Florida State League Pitcher of the Week, July 23-29...named to the Midwest League Postseason All-Star team...his 15 wins tied him for ninth in all of minor league baseball...ranked best breaking pitch and best control in the Midwest League by *Baseball America*...named 13th-best prospect in the Midwest League by *Baseball America*.

2006: Began professional career at Rookie-Level GCL Twins...promoted to Ft. Myers, August 12...named Florida State League Pitcher of the Week, July 23-29 after going 1-1, 0.75 ERA with 16 strikeouts in 12.0 innings pitched for Ft. Myers.

PROFESSIONAL: Signed by scout Bill Milos.



2011

MANSHIP'S GAME HIGHS

CAREER

IP: 1.0x, 2x, last 4/7 at NYY.
 SO: 1, 2x, last 4/7 at NYY.
 Win Streak: --

Walks: 2, 4/1 at Tor.
 CG: --
 Low-Hit: --

IP: 6.0, 5/1/10 at Cle.
 SO: 6, 5/1/10 at Cle.
 Win Streak: 3, 10/2/09-9/6/10

Walks: 3, 2x, last 9/27/09 at K.C.
 CG: --
 Low-Hit: --

MANSHIP'S PITCHING RECORD

YEAR	CLUB	W-L	ERA	G	GS	CG	SH	SV	IP	H	R	ER	HR	HB	BB	SO	WP	BK	BAA
2006	GCL Twins	0-0	0.00	2	0	0	0	0	5.2	3	0	0	0	0	1	10	0	1	.150
	Ft. Myers	0-0	2.08	4	3	0	0	0	8.2	7	3	2	0	0	2	12	0	0	.212
2007	Beloit	7-1	1.51	13	13	0	0	0	77.2	51	15	13	4	1	9	77	7	0	.185
	Ft. Myers	8-5	3.15	13	13	0	0	0	71.1	77	38	25	5	2	25	59	1	0	.270
2008	Ft. Myers	7-3	2.86	13	13	1	1	0	78.2	68	31	25	0	4	20	63	4	0	.231
	New Britain	3-6	4.46	14	14	0	0	0	76.2	90	47	38	8	3	24	62	6	1	.292
2009	New Britain	6-4	4.28	13	13	0	0	0	75.2	72	37	36	2	2	20	45	1	0	.249
	Rochester	4-2	3.22	8	8	0	0	0	50.1	53	23	18	1	1	17	30	1	1	.277
	MINNESOTA	1-1	5.68	11	5	0	0	0	31.2	39	21	20	4	1	15	21	2	0	.310
2010	Rochester	3-8	5.13	19	18	1	1	0	98.1	134	60	56	13	2	22	83	1	1	.329
	MINNESOTA	2-1	5.28	13	1	0	0	0	29.0	34	20	17	3	0	6	21	0	0	.293
2011	GCL Twins	0-0	1.50	2	2	0	0	0	6.0	5	1	1	0	0	5	0	0	0	.227
	Rochester	1-2	4.32	3	0	0	0	0	25.0	24	12	12	4	0	4	21	1	0	.245
	MINNESOTA	0-0	8.10	5	0	0	0	0	3.1	5	3	3	0	0	4	2	0	0	.385
Minor League Totals		39-31	3.54	112	100	2	2	0	574.0	584	267	226	37	15	144	467	22	4	.263
Major League Totals		3-2	5.63	29	6	0	0	0	64.0	78	44	40	7	1	25	44	2	0	.306

MANSHIP'S FIELDING RECORD

POSITION	PCT	G	PO	A	E	TC	DP	PB
Pitcher	1.000	29	5	6	0	11	0	—

MANSHIP'S BATTING RECORD

BATTING	AVG	AB	R	H	2B	3B	HR	RBI	SH	SF	HB	BB	SO	SB	CS	OBP
Career	.000	1	0	0	0	0	0	0	0	0	0	0	1	0	0	.000

MLB TEAM BATTING LEADERS SINCE 1961

MAJOR LEAGUE BASEBALL HITTING RANKS SINCE THE MINNESOTA TWINS' 1961 INCEPTION

AVERAGE

- Colorado Rockies276
- Boston Red Sox269
- Minnesota Twins.....266**
- Kansas City Royals265
- New York Yankees265

RUNS

- Boston Red Sox.....39,227
- New York Yankees.....38,647
- Detroit Tigers.....37,036
- Minnesota Twins.....36,766**
- Cincinnati Reds.....36,516

ON-BASE PERCENTAGE

- Colorado Rockies......344
- Boston Red Sox340
- New York Yankees.....336
- Minnesota Twins......331**
- Florida Marlins......330

HITS

- Boston Red Sox.....75,354
- Minnesota Twins.....74,084**
- New York Yankees.....73,732
- St. Louis Cardinals73,294
- Cleveland Indians72,732

DOUBLES

- Boston Red Sox.....14,699
- Cincinnati Reds.....13,268
- Minnesota Twins.....13,225**
- Pittsburgh Pirates13,025
- Philadelphia Phillies12,890

TOTAL BASES

- Boston Red Sox.....118,212
- New York Yankees.....114,575
- Detroit Tigers.....113,139
- Cincinnati Reds.....111,749
- Minnesota Twins.....111,676**



JASON MARQUIS

21

RIGHT-HANDED PITCHER

HEIGHT/WEIGHT: 6-1/218
BORN: 8/21/78 in Manhasset, NY
RESIDES: Staten Island, NY

BATS/THROWS: L/R
OPENING DAY AGE: 33

ACQUIRED: Signed as free agent, 12/22/11

M.L. SERVICE: 11 years, 12 days

CONTRACT STATUS: Signed thru 2012



PERSONAL: Jason Scott Marquis (pronounced mar-KEE)...wife Debbie (Masseria)...daughters Reese (9/10/04) and Alexis (10/12/09) and son Andrew (8/21/06)...1996 graduate of Tottenville (NY) High School...played baseball and basketball and was a member of the National Honor Society.

2011:

- Started the season with Washington and went 3-0, 2.62 (34.1 ip, 10 er) in his first five starts, April 5-29.
- Fifth career complete game shutout, allowing five hits with no walks and seven strikeouts, April 29 vs. San Francisco.
- Went 7-2 in his first 13 starts, April 5-June 10...the Nationals went 12-3 in his first 15 starts (6-0 at home).
- Was traded to the Arizona Diamondbacks for infielder Zach Walters, July 30...made just three starts for the Diamondbacks.
- Placed on the 15-day disabled list with a fractured right leg, August 15...he suffered the injury after being struck by a line drive off the bat of Josh Thole, August 14 vs. New York (NL).
- Transferred to the 60-day disabled list, August 23...elected free agency, October 30.

2010: Pitched his first season with the Washington Nationals...opened the season as the Nationals' number two starter...went 0-2, 20.52 (8.1 ip, 19 er) in his first three starts before being placed on the 15-day disabled list with a right elbow injury, April 19...had surgery to remove bone chips from his right elbow, May 14 in Cincinnati, OH, performed by Dr. Timothy Kremchek...began a throwing program one month after surgery, but did not pitch again in a game until a rehab start with GCL Nationals, July 18...reinstated from the disabled list, August 8...made 10 starts for the Nationals, going 2-6 with a 4.29 ERA after his surgery.

2009: Pitched his first season with the Colorado Rockies after being acquired in trade for right-handed pitcher Luis Vizcaino, January 6...tossed his third career shutout (86 pitches), allowing just two hits and no walks, June 30 at Los Angeles (NL)...named to his first career All-Star team, representing the National League, but did not pitch...became the fourth Rockies pitcher to make an All-Star team...led the NL in wins (11) before the All-Star break...tossed 7.0 innings in 16 of his 33 starts...tied his single season career-high with 15 wins, which ranked fourth in the National League...recorded a career-high with 216.0 innings pitched, which ranked eighth in the NL...tied with Ubaldo Jimenez for team-lead in wins and starts...ranked second in MLB with 395 ground balls induced...tied for second in ground ball double plays induced (28), seventh in innings pitched and was tied for seventh in starts...signed with Washington as free agent, December 22.

2008: Pitched his final season with the Chicago Cubs...did not allow a home run in six consecutive starts, August 13-September 17...hit his first career grand slam, including career-high five rbi, September 22 at New York (NL) in the fourth inning off Jon Niese...the five rbi matched a Cubs single-game mark for a pitcher and was the first Cubs pitcher to hit a grand slam since Kevin Tapani, July 20, 1998 at Atlanta...pitched into the sixth inning in each of his final 13 starts of the season.

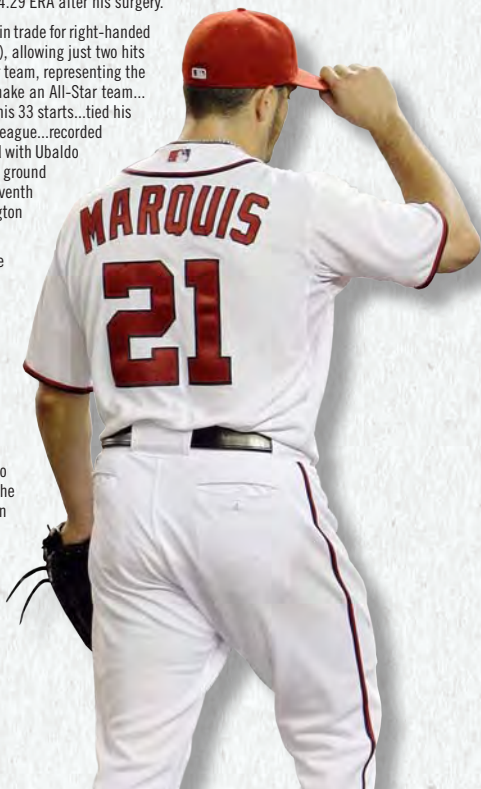
2007: Pitched his first season with the Chicago Cubs after signing a contract, January 3...won five consecutive decisions, April 16-May 9...tossed his second career shutout, allowing three hits, walking none and striking out five in a 1-0 win, May 9 vs. Pittsburgh...hit his third career home run, May 19 vs. Chicago (AL)...reached 1,000 innings pitched for his career, June 25 vs. Colorado...the Cubs went 15-2 when he pitched at least 6.0 innings in a start...appeared in career-high 34 games (33 starts).

2006: Won six consecutive decisions, May 13-June 16, including the 50th of his career, June 4 vs. Chicago (NL)...11 of his 14 wins came before the All-Star break...finished the season with 14 wins and a 6.02 ERA, becoming the third pitcher since 1900 to win at least 14 games and post an ERA of at least 6.00 (Wes Ferrell, 15-10, 6.28 for 1938 Senators and Guy Bush, 15-10, 6.20 for 1930 Cubs).

NL PITCHING LEADERS

WINS SINCE 2004

1. Roy Oswalt.....	116
2. Carlos Zambrano.....	107
3. Chris Carpenter.....	95
4. Derek Lowe.....	94
5. Jason Marquis.....	90



NATIONAL LEAGUE PITCHING LEADERS SINCE 2004

STARTS

1. Roy Oswalt	251
2. Livan Hernandez	238
3. Derek Lowe	236
4. Carlos Zambrano	233
5. Aaron Harang	232
6. Jason Marquis	227

INNINGS PITCHED

1. Roy Oswalt	1652.0
2. Livan Hernandez	1532.2
3. Carlos Zambrano	1496.2
4. Aaron Harang	1467.2
5. Derek Lowe	1425.2
6. Jason Marquis	1368.0

GROUND BALL DOUBLE PLAYS

1. Aaron Cook	163
2. Derek Lowe	159
3. Jason Marquis	158
4. Paul Maholm	152
5. Roy Oswalt	149
Jeff Suppan	

2005: Spent his second season with the Cardinals...lost 10 of 11 decisions in a 13-start stretch, June 15-August 23...hit his second career home run, June 4 at Houston...posted consecutive complete game wins, August 27 at Washington and September 4 at Houston...tossed a career-high three complete games, all of which came in the second half of the season...reached 200 innings for the second consecutive season, passing the mark on September 27 vs. Houston...was given the Louisville Slugger "Silver Slugger" Award for National League pitcher, after batting .310 (27-for-87) with eight doubles, one triples and 10 rbi.

2004: Pitched his first season with St. Louis after being acquired in a trade along with left-handed pitcher Ray King and right-handed pitcher Adam Wainwright in exchange for catcher/outfielder Eli Marrero and outfielder J.D. Drew, December 13, 2003...won 11 consecutive decisions, May 31-September 4...season-high nine strikeouts, September 4 vs. Los Angeles (NL)...won his 15th game of the season, September 26 at Colorado...pitched 200-plus innings for the first time in his career, eclipsing the mark in his final start, October 2 vs. Milwaukee...19 of his 32 start were quality starts...made four postseason appearances: allowed three runs in 3.1 innings in one game in the ALDS against Los Angeles (NL); allowed three runs in 4.0 innings in the NLCS against Houston...posted 1.0 scoreless inning of relief in Game 2 of the World Series at Boston and started Game 4 at home, allowing three runs on six hits in 6.0 innings and was dealt the loss.

2003: Started the season with the Atlanta Braves...pitched in three games before being optioned to Triple-A Richmond, April 19...went 8-4 with a 3.35 ERA in 15 starts with Richmond...recalled two more times by Atlanta during the season...appeared in a total of 21 games (two starts) for the Braves.

2002: Placed on the 15-day disabled list with right elbow tendinitis, April 15...went on rehab assignment with Triple-A Richmond, May 3...reinstated from the DL, May 11...first Major League hit, singling off Kevin Brown, May 12 at Los Angeles (NL)...hit his first career home run, a solo shot off Brian Lawrence, May 11 vs. San Diego...was 6-4 with a 3.95 ERA before the All-Star break and 2-5 with a 6.97 ERA in 10 starts after the break...allowed two runs-or-fewer in 12 of his 22 starts.

2001: Spent the entire season with Atlanta...made his first Major League start, tossing 6.0 scoreless innings, with two hits allowed and five strikeouts but did not factor into the decision, May 12 at Los Angeles (NL)...moved into the starting rotation in mid-June...career-high 13 strikeouts, August 3 at Milwaukee...went 4-6, 3.26 (99.1 ip, 36 er) in 16 starts and 1-0, 4.20 (30.0 ip, 14 er) in 22 relief appearances.

2000: Made 17 starts between Double-A Greenville and Triple-A Richmond...recalled by Atlanta, June 5 when John Rocker was optioned...made his Major League debut, June 6 vs. Toronto, walking one and striking out one (Shannon Stewart) while pitching 1.0 scoreless inning...blew the save but earned his first Major League win, June 23 vs. Milwaukee...named Atlanta's fifth-best prospect by *Baseball America*, prior to the 2001 season.

1999: Began the season with Single-A Myrtle Beach and posted 20.0 consecutive scoreless innings to start the season...transferred to Double-A Greenville, May 10...combined to go 6-4 with a 3.00 ERA in 18 starts combined...named Atlanta's sixth-best prospect by *Baseball America*, prior to the 2000 season.

1998: Spent the season with Single-A Danville and struck out 10.67 batters-per-9.0 innings...was the youngest pitcher in the Carolina League.

1997: Tied for Single-A South Atlantic League with 14 wins while pitching for Macon...won in six straight starts, April 29-May 5.

1996: Spent his first professional season with Rookie-Level Danville, pitching in seven games (four starts)...struck out 24 batters in 23.1 innings.

PROFESSIONAL: Atlanta Braves' supplemental round pick (35th overall) in the June 1996 First-Year Player Draft...signed by scout John Hageman.

2011

IP: 9.0, 4/29 vs. S.F.
SO: 9, 2x, last 7/18 at Hou.
Win-Streak: 3, 4/17-29

Walks: 4, 4x, last 7/24 at LAD.
CG: 1, 4/29 vs. S.F.
Low-Hit: 5, 4/29 vs. S.F.

MARQUIS' GAME HIGHS

IP: 9.0, 6x, last 4/29/11 vs. S.F.
SO: 13, 8/3/01 at Mil.
Win-Streak: 11, 5/31-9/4/04

CAREER

Walks: 6, 2x, last 5/19/05 at Phi.
CG: 7, last 4/29/11 vs. S.F.
Low-Hit: 2, 2x, last 6/30/09 at LAD.

DID YOU Know?

...that Jason Marquis has played each of his 12 Major League seasons in the National League? Marquis played four years with the Atlanta Braves, three years with the St. Louis Cardinals, two years each with the Chicago Cubs and the Washington Nationals and one year each with the Colorado Rockies and Arizona Diamondbacks. The 2012 season, with the Minnesota Twins, marks Marquis' first year pitching for an American League club.

MARQUIS' PITCHING RECORD

YEAR	CLUB	W-L	ERA	G	GS	CG	SH	SV	IP	H	R	ER	HR	HB	BB	SO	WP	BK	BAA
1996	Danville	1-1	4.63	7	4	0	0	0	23.1	30	18	12	0	1	7	24	2	0	.286
1997	Macon	14-10	4.38	28	28	0	0	0	141.2	156	78	69	10	2	55	121	8	2	.278
1998	Danville	2-12	4.87	22	22	1	0	0	114.2	120	65	62	3	6	41	135	7	0	.269
1999	Myrtle Beach	3-0	0.28	6	6	0	0	0	32.0	22	2	1	0	1	17	41	2	0	.191
	Greenville	3-4	4.58	12	12	1	0	0	55.0	52	33	28	7	2	29	35	1	0	.241
2000	Greenville	4-2	3.57	11	11	0	0	0	68.0	68	35	27	10	1	23	49	2	1	.262
	Richmond	0-3	9.00	6	6	0	0	0	20.0	26	21	20	2	2	13	18	7	0	.321
	ATLANTA	1-0	5.01	15	0	0	0	0	23.1	23	16	13	4	1	12	17	1	0	.261
2001	ATLANTA	5-6	3.48	38	16	0	0	0	129.1	113	62	50	14	4	59	98	1	2	.234
2002	Richmond	0-1	3.60	1	1	0	0	0	5.0	5	2	2	0	0	1	6	1	0	.263
	ATLANTA	8-9	5.04	22	22	0	0	0	114.1	127	66	64	19	3	49	84	4	0	.283
2003	Richmond	8-4	3.35	15	15	3	1	0	94.0	93	40	35	5	0	34	75	4	0	.256
	ATLANTA	0-0	5.53	21	2	0	0	1	40.2	43	27	25	3	2	18	19	2	0	.270
2004	ST. LOUIS	15-7	3.71	32	32	0	0	0	201.1	215	90	83	26	10	70	138	6	0	.275
2005	ST. LOUIS	13-14	4.13	33	32	3	1	0	207.0	206	110	95	29	5	69	100	10	3	.262
2006	ST. LOUIS	14-16	6.02	33	33	0	0	0	194.1	221	136	130	35	16	75	96	2	1	.289
2007	CHICAGO (NL)	12-9	4.60	34	33	1	1	0	191.2	190	111	98	22	13	76	109	3	0	.256
2008	CHICAGO (NL)	11-9	4.53	29	28	0	0	0	167.0	172	87	84	15	8	70	91	8	1	.267
2009	COLORADO	15-13	4.04	33	33	2	1	0	216.0	218	104	97	15	4	80	115	6	1	.267
2010	WASHINGTON	2-9	6.60	13	13	0	0	0	58.2	76	47	43	9	8	24	31	1	1	.315
2011	WASHINGTON	8-5	3.95	20	20	1	1	0	120.2	132	58	53	8	4	39	71	1	0	.283
	ARIZONA	0-1	9.53	3	3	0	0	0	11.1	22	16	12	3	1	4	5	0	0	.386
Minor League Totals		35-37	4.18	113	110	5	1	0	574.2	592	306	267	39	225	225	525	35	3	.264
Major League Totals		104-98	4.55	326	267	7	4	1	1675.2	1758	930	847	202	79	645	974	45	9	.271

MARQUIS' BATTING RECORD

BATTING	AVG	AB	R	H	2B	3B	HR	RBI	SH	SF	HB	BB	SO	SB	CS	OBP
Career	.197	573	61	113	30	2	5	53	37	1	1	13	139	1	0	.216
Last Home Run: 9/22/08 at New York (NL) off Jonathon Niese																

MARQUIS' FIELDING RECORD

POSITION	PCT	G	PO	A	E	TC	DP	PB
Pitcher	.953	326	143	240	19	402	21	—

MARQUIS' ALL-STAR RECORD

YEAR	HOST	W-L	ERA	G	GS	CG	SH	SV	IP	H	R	ER	HR	HB	BB	SO	WP	BK	BAA
2009	St. Louis																		
DID NOT PITCH																			

MARQUIS' DIVISION SERIES RECORD

YEAR	CLUB	W-L	ERA	G	GS	CG	SH	SV	IP	H	R	ER	HR	HB	BB	SO	WP	BK	BAA
2004	St. Louis	0-0	8.10	1	1	0	0	0	3.1	4	3	3	3	0	4	0	0	0	.308
2008	Chicago (NL)	0-0	9.00	1	0	0	0	0	1.0	1	1	1	1	0	0	1	0	0	.250
2009	Colorado	0-0	0.00	1	0	0	0	0	1.0	1	0	0	0	0	0	0	0	0	.250
Division Series Totals		0-0	6.75	3	1	0	0	0	5.1	6	4	4	4	0	4	1	0	0	.286

MARQUIS' LEAGUE CHAMPIONSHIP SERIES RECORD

YEAR	CLUB	W-L	ERA	G	GS	CG	SH	SV	IP	H	R	ER	HR	HB	BB	SO	WP	BK	BAA
2001	Atlanta	0-0	0.00	2	0	0	0	0	2.0	2	4	0	1	0	2	3	0	0	.222
2004	St. Louis	0-0	6.75	1	1	0	0	0	4.0	5	3	3	0	0	2	2	0	0	.294
2005	St. Louis	0-1	3.38	3	0	0	0	0	5.1	6	3	2	0	0	3	4	0	0	.316
Division Series Totals		0-1	3.97	6	1	0	0	0	11.1	13	10	5	1	0	7	9	0	0	.289

MARQUIS' WORLD SERIES RECORD

YEAR	CLUB	W-L	ERA	G	GS	CG	SH	SV	IP	H	R	ER	HR	HB	BB	SO	WP	BK	BAA
2009	St. Louis	0-1	3.86	2	1	0	0	0	7.0	6	3	3	1	0	7	4	0	0	.231




DARIN MASTROIANNI 19

OUTFIELDER

HEIGHT/WEIGHT: 5-11/190
BORN: 8/26/85 in Mount Kisco, NY
RESIDES: Huntersville, NC

BATS/THROWS: R/R
OPENING DAY AGE: 26

ACQUIRED: Claimed off Waivers, February 2, 2012
M.L. SERVICE: 2 days
CONTRACT STATUS: Signed thru 2012



2012 PLAYERS

PERSONAL: Darin Paul Mastroianni (pronounced mass-tro-YAH-nee) ...2003 graduate of Fox Lane High School (NY) ...attended Southern Indiana University and hit .409 (97-for-237) with 13 doubles, seven triples and two home runs in 66 games...also stole 64 bases in 67 attempts...in 2007, named First-Team All-American, North Central Region Player of the Year, First Year All-North Central Region, North Central Regional Most Outstanding Player, North Central Regional All-Tournament, GLVC Player of the Year and first team All-GLVC...spent one year at Winthrop University appearing in only five games in 2005.

2011:

- Started the season with Triple-A Las Vegas...transferred from Las Vegas to Double-A New Hampshire on several occasions during the season.
- Batted .405 (17-for-42) with four doubles, one triple and seven runs scored in 11 games in June.
- Recalled by Toronto, August 24 and made the start in center field that same night vs. Kansas City...went 0-for-2 and was optioned back to Las Vegas following the game.
- Batted .268 with 26 doubles, nine triples, three home runs and 34 stolen bases in 123 games between New Hampshire and Las Vegas.
- Stole his 200th career base in the minor leagues, September 3 vs. Salt Lake City.

2010: Spent the season with Double-A New Hampshire...selected to the Eastern League mid-season and post-season All-Star teams...was first in the Eastern League in stolen bases, tied for first in hits, second in runs scored, on-base percentage and walks...led all Blue Jays minor leaguers in runs, hits and stolen bases...batted .319 against left-handed pitching and .295 against right-handers...was added to the Jays 40-man roster, November 19.

2009: Started the season with Single-A Dunedin...named an Organizational Star of the Month for April after batting .333 (24-for-72) with 18 runs scored and 16 stolen bases in 19 games...named Florida State League Player of the Week, June 8-14, batting .452 with five rbi and 11 runs scored...named to the FSL mid-season All-Star game...transferred to Double-A New Hampshire mid-season...named Star of the Month in August, batting .314 with 16 runs scored and 22 stolen bases...finished the season with 70 stolen bases at both levels combined.

2008: Spent the entire season with Single-A Lansing...made a full-time switch from second base to the outfield defensively.

2007: Made his professional debut with Single-A Auburn...named an Organizational Star of the Month for August, batting .286 with a home run and five rbi.

PROFESSIONAL: Toronto Blue Jays 16th round pick in the June 2007 First-Year Player Draft.

MASTROIANNI'S PLAYING RECORD

YEAR	CLUB	AVG	G	AB	R	H	2B	3B	HR	RBI	SH	SF	HB	BB	SO	SB	CS	E	OBP
2007	Auburn	.287	68	230	50	66	11	4	3	26	0	3	5	36	42	20	10	11	.391
2008	Lansing	.228	95	325	51	74	10	4	3	25	8	1	4	31	77	30	1	4	.302
2009	Dunedin	.325	61	231	55	75	11	2	0	26	2	0	4	37	38	32	7	5	.426
	New Hampshire	.271	70	247	39	67	10	2	1	25	4	1	1	39	45	38	8	0	.372
2010	New Hampshire	.301	132	525	101	158	25	7	4	46	7	5	3	77	96	46	10	3	.390
2011	New Hampshire	.254	44	169	29	43	8	3	1	13	2	3	2	22	24	14	3	2	.342
	Las Vegas	.276	79	319	63	88	18	6	2	23	4	0	1	40	54	20	7	2	.358
	TORONTO	.000	1	2	0	0	0	0	0	0	0	1	0	0	1	0	0	0	.000
	Minor League Totals	.279	549	2046	388	571	93	28	14	184	27	13	20	282	376	200	46	27	.370
	Major League Totals	.000	1	2	0	0	0	0	0	0	1	0	0	0	1	0	0	0	.000

MASTROIANNI'S FIELDING RECORD

POSITION	PCT	G	PO	A	E	TC	DP	PB
Outfield	1.000	1	2	0	0	2	0	—



JOE MAUER

CATCHER

7

HEIGHT/WEIGHT: 6-5/231
BORN: 4/19/83 in St. Paul, MN
RESIDES: Ft. Myers, FL

BATS/THROWS: L/R
OPENING DAY AGE: 28

ACQUIRED: 1st round (first overall), 2001 First-Year Player Draft
M.L. SERVICE: 8 years
CONTRACT STATUS: Signed thru 2018

PERSONAL: Joseph Patrick Mauer...2001 graduate of Cretin-Derham Hall (MN) High School where he played baseball, basketball and football... led football team to two straight appearances in the Minnesota Class 5A Championship Game, winning the state title in 2000...named Gatorade's National Player of the Year, *Parade* and *USA Today* Player of the Year and Reebok/ESPN High School All-American in football...signed a letter of intent to play football at Florida State University...was All-State in basketball in junior and senior seasons...tied a national high school record by homering in seven consecutive games...was District V Player of the Year and Gatorade Player of the Year in 2001...was a member of the Team USA Junior National Team, 1998-2000...voted Best Hitter at the world tournament in Panama in 2000...became the seventh Minnesotan to be selected in the first round and the first to be selected first overall...designates time and effort in support of Twins' Rookie League and R.B.I. programs... is an active member of the Minnesota Action Team, an expanding national youth volunteer initiative run by the Major League Baseball Players Trust and Volunteers of America...designates time and money in support of renovating and building ball fields in St. Paul and surrounding areas.

2011:

- Was the Twins Opening Day catcher for the seventh time in his career, marking the most ever by a Twins catcher, passing Butch Wynegar who started six (1976-'80, '82).
- Played in nine games before being placed on the 15-day disabled list with bilateral leg weakness, April 14.
- Played seven games on rehab assignment with Single-A Ft. Myers, batting .261 (6-for-23).
- Transferred to the 60-day disabled list, June 3...reinstated from the 60-day disabled list, June 17.
- Batted just .217 (13-for-60) in his first 18 games off the disabled list, June 17-July 6, but batted .317 (64-for-202) in his final 55 games, July 7 through the end of the season.
- Played his first career game at first base, going 3-for-5 with two rbi, July 7 vs. Chicago (AL).
- Played 18 games at first base, batting .424 (28-for-66) and fielding .994 (1 error in 170 total chances) at that position.
- Tied his career-high with three walks, July 15 vs. Kansas City and September 14 at Kansas City, his final game of the season.
- Recorded his 448th career walk, tying him with Tony Oliva for eighth on the Twins' All-Time list, July 23 vs. Detroit...passed Oliva and moved into sole possession of eighth place with his 449th career walk, July 27 at Texas.
- Hit first home run, July 27 at Texas...his first since September 15, 2010, a span of 203 plate appearances.
- Recorded his 450th career walk, tying him with Kirby Puckett for seventh place on the Twins' All-Time list, July 28 at Texas...passed Puckett and moved into sole possession of seventh place with his 451st career walk, July 29 at Oakland.
- Recorded his 210th career double, tying Chuck Knoblauch for 10th on the Twins' All-Time list, August 8 vs. Boston...moved into sole possession of 10th on the list with his 211th career double, August 10 vs. Boston.
- Made his first Major League start in right field, August 18 vs. New York (AL).
- Caught his 759th career game, August 4 at Los Angeles (AL), tying Butch Wynegar for second on the Twins' All-Time list for most games caught...caught his 760th career game, passing Wynegar, August 5 vs. Chicago (AL), moving into sole possession of second place.
- Recorded his 85th career intentional walk, tying Kirby Puckett for fifth on the Twins' All-Time list, July 29 at Oakland...moved into sole possession of fifth place on the list with his 86th career intentional walk, September 7 vs. Chicago (AL).
- Reached safely via hit or walk 12 times in final 25 plate appearances, September 7-14...posted a .520 on-base percentage in that span.
- Placed on the 15-day disabled list with pneumonia, ending his season, September 22.
- Named second-best defensive catcher in the American League by *Baseball America*, behind Baltimore's Matt Wieters.

AL BATTING LEADERS

BATTING AVERAGE LEADERS SINCE 1950
 (minimum of 3,500 plate appearances)

1. Tony Gwynn.....	.338
2. Ted Williams.....	.335
3. Albert Pujols.....	.328
4. Wade Boggs.....	.328
5. Rod Carew.....	.328
6. Ichiro Suzuki.....	.326
7. Joe Mauer.....	.323
8. Todd Helton.....	.323
9. Stan Musial.....	.321
10. Kirby Puckett.....	.318

2010: Was the Twins Opening Day catcher, hitting safely in eight of his first nine games, including his first home run, April 6 at Los Angeles (AL)... hit the first double at Target Field by a Twins player (second inning off Jon Lester), April 12 vs. Boston...had third career five-hit game, April 24 at Kansas City...batted .345 (29-for-84) in 22 games in April...caught his 657th career game, tying Tim Laudner for third-place in most games caught by a Twin, June 16 vs. Colorado...passed Lardner on June 18 at Philadelphia, catching his 658th career game...voted as the American League's starting catcher in the 2010 All-Star Game for the third time in his career (fourth career All-Star appearance)...he went 0-for-2 in the game, with a fly out and reaching on an error...he amassed 5,372,606 votes, marking the third-most votes All-Time, trailing only Ken Griffey Jr. (6,079,688) in 1994 and Albert Pujols (5,397,374) in 2009...he became the first catcher to be MLB's overall top vote-getter since Ivan Rodriguez

MLB BATTING LEADERS

ALL-TIME ON-BASE % FOR CATCHERS
(minimum of 3,000 plate appearances)

1. Mickey Cochrane.....	419
2. Joe Mauer	403
3. Wally Schang	393
4. Gene Tenace	388
5. Roger Bresnahan.....	386

marking the second time in his career in which he broke up a no-hitter in the ninth (May 6, 2008 at Chicago White Sox - Gavin Floyd)...named Pepsi's Clutch Performer for the month of August after batting .380 (35-for-92) with seven doubles, two home runs, 16 rbi and 17 runs scored in 26 games...also posted .522 slugging percentage, .482 on-base percentage and recorded a hit in 19 of his 26 games played (eight multi-hit games)...scored his 500th career run, September 7 vs. Kansas City...became 15th Twins player in club history with 500-plus runs...tied Bob Allison for 12th on the club's All-Time hits list with his 999th career hit as a Twin, September 12 at Cleveland...recorded his 1,000th career hit, a first-inning single off John Danks, September 14 at Chicago (AL)...the hit also passed Bob Allison on the Twins' All-Time hits list, moving him into sole possession of 12th place...hit his 200th career double, becoming one of 11 Twins in club history with 200-plus doubles, September 16 at Chicago (AL)...missed nine games in September with a jammed left knee, suffered while running the bases, September 19 vs. Oakland...hit his 43rd double, placing him second on baseball's All-Time list for doubles by a catcher in one season (Ivan Rodriguez - 47 in 1996), October 3 vs. Toronto...he passed Brian Harper's 1990 total of 42, moving into first on the Twins' All-Time single-season doubles list for a catcher...recorded five games with four-or-more hits, third-most in baseball...recorded 40 multi-hit games and 20 three-hit games...batted .389 against AL Central opponents...batted .516 against the Royals and .451 against the White Sox...was one of just four players in baseball with 40-plus doubles and a .320-plus batting average (Beltre, Cabrera & Hamilton)...became just the fourth Twin to post those numbers: Molitor in 1996, Oliva in 1964 & '65 and Kirby Puckett in 1988 & '89...awarded his third consecutive Rawlings® Gold Glove...won his fourth Louisville Slugger "Silver Slugger" Award (third consecutive)...finished eighth in the American League MVP voting with 97 points, including two third-place votes...named to Baseball America's Major League All-Star team...ranked by *Baseball America* as the American League's best defensive catcher, second-best overall hitter (Detroit's Miguel Cabrera) and second-best strike zone judgement (Boston's Kevin Youkilis)...was given the Dick Siebert Award for Upper Midwest Player of the Year and the Calvin R. Griffith Award for Most Valuable Twin by the Twin Cities Chapter of Baseball Writers Association of America.

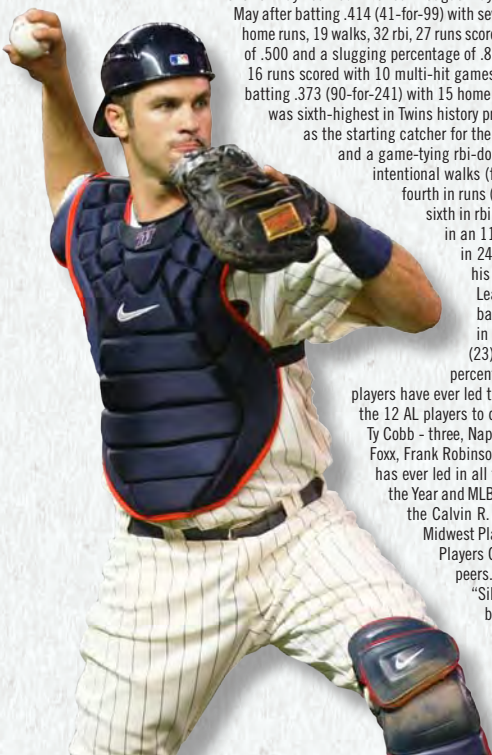
2009: Missed all of April on the 15-day disabled list due to inflammation of the right sacroiliac joint (April 2-30)...homered in his first at-bat of the season on May 1 vs. Kansas City...hit safely in 14 straight games, batting .418 (23-for-55) with seven multi-hit games, seven home runs, 14 runs scored and 21 rbi, May 7-21...second career grand slam and season-high six rbi, May 21 at Chicago (AL)...earned American League Player of the Week honors from May 18-24...finished May with 11 home runs and 32 rbi, the first time in Twins history a player has reached 11 home runs and 30 rbi in the same month...the only other player in franchise history to accomplish the feat was Harmon Killebrew, who hit 13 home runs and drove in 37 rbi in August of 1960 with the Washington Senators...his 32 rbi set a Twins record for the month of May...earned American League Player of the Month honors for

May after batting .414 (41-for-99) with seven doubles, one triple, 11 home runs, 19 walks, 32 rbi, 27 runs scored, an on-base percentage of .500 and a slugging percentage of .838...finished June batting .353 (36-for-102) with three home runs, 11 rbi and 16 runs scored with 10 multi-hit games...hit career-high 14th home run, June 20 vs. Houston...finished the first-half batting .373 (90-for-241) with 15 home runs, 49 rbi and 49 runs scored in just 64 games...his .373 first-half average was sixth-highest in Twins history pre-All-Star break...selected to his third All-Star game and voted-in by the fans as the starting catcher for the second straight season...went 1-for-3 in the All-Star game with a run scored and a game-tying rbi-double in the fifth inning...in August, led the A.L. in batting average (.391) and intentional walks (four), ranked second in hits (45), third in on-base percentage (.449), tied for fourth in runs (21), tied for fifth in home runs (eight), fifth in slugging percentage (.652) and sixth in rbi (23)...third four-hit game of season, August 7 at Detroit...hit seven home runs in an 11-game span, with 17 rbi and a .553 batting average, August 7-18...hit safely in 24 of 28 games in August...hit safely in 110 of 138 games overall (80%)...won his third American League batting title, becoming one of just 10 players in Major League history to win three-or-more batting titles and the first to win back-to-back batting titles since Nomar Garciaparra in 1999 and 2000...finished ninth in the American League in multi-hit games (55) and first in three-hit games (23)...with his .365 batting average, .444 on-base percentage and .587 slugging percentage, he became the American League leader in all three categories...only 12 players have ever led the American League in all three, with the last being George Brett in 1980...of the 12 AL players to do it, 10 are in the National Baseball Hall of Fame (Ted Williams - five times, Ty Cobb - three, Napoleon Lajoie - two, George Stone, Tris Speaker, Babe Ruth, Lou Gehrig, Jimmie Fox, Frank Robinson, Carl Yastrzemski, Fred Lynn and George Brett)...no catcher in either league has ever led in all three categories at the end of a season...named *Baseball America's* Player of the Year and MLB Players Choice Award's American League Most Outstanding Player...was given the Calvin R. Griffith Award for Most Valuable Twin and the Dick Siebert Award for Upper Midwest Player of the Year, by the Twin Cities Baseball Writers Association...was given the Players Choice Award for American League's Most Outstanding Player, voted on by his peers...was given his second Rawlings® Gold Glove Award...won Louisville Slugger "Silver Slugger" Award...was named the American League's Most Valuable Player, becoming the fifth player in club history to win the award (Versalles - 1965, Killebrew - 1969, Carew - 1977, Morneau - 2006)...first catcher to win the AL MVP since Texas' Ivan Rodriguez in 1999.

MLB BATTING LEADERS

ACTIVE BATTING LEADERS
(minimum of 3,000 plate appearances)

1. Albert Pujols	328
2. Ichiro Suzuki	326
3. Joe Mauer	323
4. Todd Helton	323
5. Vladimir Guerrero	318



2008: Finished the first-half third in the AL in batting (.322), behind Ian Kinsler (.337) and Justin Morneau (.323)...became the first Twins catcher to start an All-Star Game, July 15 at New York (AL), going 1-for-1 with a walk...career-high 16-game hit-streak from August 4-24, hitting .349 (22-for-63) with one home run, 10 rbi and 13 runs scored...second career five-hit game and season-high four rbi, August 29 at Oakland...his .362 batting average with runners in scoring position ranked seventh in the American League...was one of just four catchers to log 1,200-or-more innings behind the plate and ranked second in the league by throwing out 36% of potential basestealers...finished the season four points ahead of Dustin Pedroia (Boston) to win his second batting title in three years (2006)...it was the 13th American League batting title by a Minnesota Twin in the 48-year existence of the team, and he joined Tony Oliva and Rod Carew as the only Twins who won multiple titles...joined Buddy Myer (Washington, 1935) and Joe Cronin (Washington, 1931) as the only players in franchise history to hit over .300, score over 95 runs, record 30-or-more doubles, drive in 80-or-more runs and walk 80-or-more times in a single season...was given the Dick Siebert Award for Upper Midwest Player of the Year and the Carl R. Pohlad Community Service Award by the Twin Cities Baseball Writers Association...won first ever Rawlings Gold Glove Award becoming the second Twins catcher to win the award (Earl Battey in 1961 & '62)...first American League player to win the Batting Title and Gold Glove in the same season since Ichiro Suzuki in 2004...won Louisville Slugger "Silver Slugger" Award.

2007: Tied career-high with three doubles, April 17 at Seattle...disabled with strained left quadriceps, May 6-June 8...began rehab assignment at Single-A Ft. Myers, June 6...second career two-homer game, June 24 at Florida...hit first career grand slam, June 29 at Detroit...went 4-for-6 and tied career-high with five rbi, July 6 at Chicago (AL)...recorded Twins first inside-the-park home run since Torii Hunter (July 26, 2001), July 21 vs. Los Angeles (AL)...season-high 10-game hit-streak, going 15-for-40 (.375), July 14-24...threw out 19 of 40 (48%) runners attempting to steal to up career totals to 58 of 127 (46%).

2006: Named American League Player of the Week, June 5-11...first career five-hit game, June 27 vs. Los Angeles (NL)...named AL Player of the Month for July...selected to first career All-Star team, July 11 at Pittsburgh...threw out 17 of 56 (30%) runners attempting to steal...was intentionally walked 21 times, second-highest single season total by a Twin (Killebrew, 23 in 1970)...finished season hitting .347 and won the AL batting title...became the first AL catcher to win the batting title and at 23, the youngest batting champ since Alex Rodriguez (21) in 1996...the last catcher to win the title was Ernie Lombardi in 1942 with the Boston Braves...won Dick Siebert Award as Upper Midwest Player of the Year...won Louisville Slugger "Silver Slugger" Award.

2005: Threw out 17 of 48 (35%) runners attempting to steal to up career totals to 22 of 64 (34%)...led club in batting and walks, tied for lead in intentional walks, was second in hits and multi-hit games (41), tied for second in stolen bases and was third in doubles.

2004: Made Major League debut and singled off Rafael Betancourt for first big league hit, April 5 vs. Cleveland...disabled with medial meniscus tear in left knee, April 7-June 2...had surgery to remove meniscus in left knee, April 8...began rehab assignments at Ft. Myers and Rochester, May 26...hit first Major League homer off Esteban Yan, June 6 vs. Detroit...first career two-homer game, June 30 vs. Chicago (AL)...first career four-hit game, July 7 vs. Kansas City...disabled for remainder of season with sore left knee, July 19...won Bill Boni Award as Twins' Outstanding Rookie...ranked top prospect in the Twins organization by *Baseball America* entering the 2005 season.

2003: Began the season at Single-A Ft. Myers...had a season-high 19-game hit-streak, May 18-June 6...Named Twins' Minor League Player of the Week, May 24-30...played in Florida State League All-Star Game, June 14 at Ft. Myers...promoted to New Britain, June 16...played for United States Team in Futures Game, July 13 at Chicago (AL)...Twins' Minor League Player of the Month for July...named Topps' Eastern League Player of the Month for July...threw out 36 of 69 (52%) runners attempting to steal on season...led both Florida State League and Eastern League in throwing out runners attempting to steal...led Twins' minor leaguers in hits, was second in rbi and fourth in walks...was fifth among all minor leaguers in hits and was 11th in batting (.338)...led all minor league catchers in batting...selected to Florida State League Postseason All-Star Team...rated best hitting prospect and best defensive catcher in Florida State League by *Baseball America*...named to *Baseball America's* Minor League All-Star Team and All-Defensive Team...rated best prospect in Eastern League and Florida State League...named Teenager of the Year by Sportsticker...named Minor League Player of the Year by *Baseball America* and Sportsticker...won Sherry Robertson Award as Twins' Minor League Player of the Year...played for Team USA in Olympic Qualifying Tournament in Panama...ranked top prospect in the Twins organization by *Baseball America* entering the 2004 season.

2002: Selected to Midwest League All-Star team, June 18 at Lansing...disabled for remainder of season after surgery to repair hernia, August 30...led club in walks, was second in batting, hits and rbi, tied for second in doubles and fourth in at-bats and runs...named to Sportsticker's Midwest League All-Teen Team and league Postseason All-Star team...named to Topps' Single-A All-Star Team...rated top Minor League catching prospect, second-best arm strength, third-best receiving skills and best defensive catcher in Midwest League and selected to Low Single-A All-Star team by *Baseball America*...ranked top prospect in the Twins organization by *Baseball America* entering the 2003 season.

2001: Named Twins' Minor League Player of the Week, going 14-for-29 (.483), August 26-September 1...Named Twins' Minor League Player of the Month for August, going 44-for-107 (.411)...rated as the top prospect in Appalachian League and the top Minor League catching prospect by *Baseball America*.

PROFESSIONAL: Signed by scout Mark Wilson.

MLB FIELDING LEADERS

CAUGHT STEALING PERCENTAGE FOR CATCHERS SINCE 2005 (minimum of 500 games played)

1. Yadier Molina.....	61.0%
2. Ivan Rodriguez.....	64.5%
3. Gerald Laird.....	65.3%
4. Miguel Olivo.....	69.9%
5. Joe Mauer.....	70.8%

CATCHING LEADERS SINCE 2005

GAMES PLAYED (AL)

1. Victor Martinez.....	947
2. A.J. Pierzynski.....	933
3. Joe Mauer.....	883
4. Jorge Posada.....	826
5. Jason Varitek.....	714

HITS (MLB)

1. Victor Martinez.....	1096
2. Joe Mauer.....	1063
3. A.J. Pierzynski.....	954
4. Brian McCann.....	878
5. Yadier Molina.....	827

2011

Hits: 3, 6x, last 8/21 vs. NY.

RBI: 2, 5x, last 8/30 at CWS.

Grand Slams: --

HR: 1, 3x, last 9/10 at Det.

Hit-Streak: 8, 6/25-7/3

SB: --

MAUER'S GAME HIGHS

CAREER

Hits: 5, 4x, last 7/26/10 at K.C.

RBI: 7, 7/26/10 at K.C.

Grand Slams: 2, last 5/21/09 at CWS

HR: 2, 4x, last 8/18/09 at Tex.

Hit-Streak: 16, 8/4-24/08

SB: 2, 7/19/05 vs. Bal.

MAUER'S PLAYING RECORD

YEAR	CLUB	AVG	G	AB	R	H	2B	3B	HR	RBI	SH	SF	HB	BB	SO	SB	CS	E	OBP
2001	Elizabethhton	.400	32	110	14	44	6	2	0	14	0	0	1	19	10	4	0	4	.492
2002	Quad Cities	.302	110	411	58	124	23	1	4	62	0	2	2	61	42	0	0	6	.393
2003	Ft. Myers	.335	62	233	25	78	13	1	1	44	0	3	1	24	24	3	0	0	.395
	New Britain	.341	73	276	48	94	17	1	4	41	0	4	5	25	25	0	0	3	.400
2004	Rochester	.316	5	19	1	6	3	0	0	2	0	1	0	1	4	0	0	0	.333
	Ft. Myers	.667	2	6	0	4	0	0	0	2	0	0	0	2	2	0	0	0	.750
	MINNESOTA	.308	35	107	18	33	8	1	6	17	0	3	1	11	14	1	0	2	.369
2005	MINNESOTA	.294	131	489	61	144	26	2	9	55	0	3	1	61	64	13	1	5	.372
2006	MINNESOTA	.347	140	521	86	181	36	4	13	84	0	7	1	79	54	8	3	4	.429
2007	Ft. Myers	.000	1	3	0	0	0	0	0	0	0	0	0	1	0	0	0	0	.250
	MINNESOTA	.293	109	406	62	119	27	3	7	60	2	3	3	57	51	7	1	1	.382
2008	MINNESOTA	.328	146	536	98	176	31	4	9	85	1	11	1	84	50	1	1	3	.413
2009	Ft. Myers	.400	5	15	2	6	2	0	0	4	0	1	0	2	1	0	0	0	.444
	MINNESOTA	.365	138	523	94	191	30	1	28	96	0	5	2	76	63	4	1	3	.444
2010	MINNESOTA	.327	137	510	88	167	43	1	9	75	0	6	3	65	53	1	4	3	.402
2011	Ft. Myers	.261	7	23	3	6	2	0	1	6	0	0	1	3	1	0	0	0	.370
	MINNESOTA	.287	82	296	38	85	15	0	3	30	0	2	3	32	38	0	0	5	.360
	Minor League Totals	.330	297	1096	151	362	66	5	10	175	0	11	10	138	109	7	0	13	.406
	Major League Totals	.323	918	3388	545	1096	216	16	84	502	3	40	15	465	387	35	11	26	.403

MAUER'S FIELDING RECORD

POSITION	PCT	G	PO	A	E	TC	DP	PB
Catcher	.995	771	4911	268	25	5204	27	36
First Base	.994	18	158	11	1	170	15	—
Outfield	1.000	1	3	0	0	3	0	—
Totals	.995	790	5072	279	26	5377	42	36

MAUER'S DIVISION SERIES RECORD

YEAR	OPPONENT	AVG	G	AB	R	H	2B	3B	HR	RBI	SH	SF	HB	BB	SO	SB	CS	E	OBP
2006	Oakland	.182	3	11	0	2	0	0	0	0	0	0	0	1	0	0	0	0	.250
2009	New York (AL)	.417	3	12	1	5	1	0	0	1	0	0	0	2	4	0	0	0	.500
2010	New York (AL)	.250	3	12	0	3	0	0	0	0	0	0	0	1	3	0	0	1	.250
	Division Series Totals	.286	9	35	1	10	1	0	0	1	0	0	0	4	7	0	0	1	.359

MAUER'S ALL-STAR GAME RECORD

YEAR	HOST	AVG	G	AB	R	H	2B	3B	HR	RBI	SH	SF	HB	BB	SO	SB	CS	E	OBP
2006	Pittsburgh	.000	1	2	0	0	0	0	0	0	0	0	0	0	1	0	0	0	.000
2008	New York (AL)	1.000	1	1	0	1	0	0	0	0	0	0	0	1	0	0	0	0	1.000
2009	St. Louis	.333	1	3	1	1	1	0	0	1	0	0	0	0	0	0	0	0	.333
2010	Los Angeles (AL)	.000	1	2	0	0	0	0	0	0	0	0	0	0	0	0	0	0	.000
	All-Star Game Totals	.250	4	8	1	2	1	0	0	1	0	0	0	1	1	0	0	0	.333

DID YOU Know?

...on July 26, 2010 at Kansas City, Joe Mauer went 5-for-5 with seven rbi before being pinch-hit for in the eighth inning by Drew Butera. He became just the third catcher in baseball history to collect at least five hits and seven rbi in the same game. The other two catchers were Walker Cooper, on July 6, 1949, when he had five hits to go along with 10 rbi and Victor Martinez, on July 16, 2004, when he had five hits, including three home runs and seven rbi.



JUSTIN MORNEAU

33

FIRST BASEMAN

HEIGHT/WEIGHT: 6-4/222

BORN: 5/15/81 in New Westminster, BC

RESIDES: St. Paul, MN

ACQUIRED: 3rd round, 1999 First-Year Player Draft

M.L. SERVICE: 7 years, 168 days

CONTRACT STATUS: Signed thru 2013

BATS/THROWS: L/R

OPENING DAY AGE: 30

PERSONAL: Justin Ernest George Morneau (pronounced MORE-no)...wife Krista (Martin)...daughter Evelyn (9/23/10)...1999 graduate of New Westminster (BC) Secondary School where he played baseball, basketball and hockey...member of National Championship baseball team in 1997 and 1998...named top catcher and hitter at National Championships in 1998...New Westminster High School Athlete of the Year in 1999...played on Canadian World Junior team in 1999...played on Canadian National team in 2001 World Baseball Championship...played for Team Canada in 2006 and 2009 World Baseball Classic...started a program in 2007 where he donates 100 dollars per rbi to help renovate youth baseball fields across the Upper Midwest...won the 2008 State Farm Home Run Derby at the All-Star game in New York (AL), hitting a total of 22 home runs in the event and defeating Josh Hamilton 5-3 in the final round.

2011:

- Played in the Twins season opener, April 1 at Toronto...his first game since suffering a concussion, July 7, 2010 at Toronto.
- Recorded his 1,000th career hit with a first inning single, April 8...he moved into sole possession of 13th place on the Twins' All-Time hits list...he also became 13th player in club history to reach 1,000 hits.
- Hit his first home run, May 1 at Kansas City...his first home run since July 6, 2010 at Toronto.
- Went 3-for-5 with his second home run of the season, May 19 at Oakland.
- Tied Harmon Killebrew, playing in his 892nd career game at first base, May 24 vs. Seattle...passed Killebrew, May 25 vs. Seattle, playing in his 893rd career game at first.
- Recorded his 14th career multi-homer game, May 31 at Detroit.
- Played in his 1,000th career game, June 6 at Cleveland...became the 16th player in club history to reach 1,000 games played.
- Recorded his 700th career rbi, June 8 at Cleveland...became one of eight players in club history to reach 700 career rbi.
- Placed on the 15-day disabled list with a left wrist strain, June 14...underwent neck surgery to remove a herniated disk fragment, June 29...surgery performed by Dr. Sherman.
- Appeared in seven games with Triple-A Rochester on a rehab assignment, going 11-for-30 (.367) with a home run, four doubles and eight rbi.
- Reinstated August 12 and played in 14 games, batting .235 (12-for-51) with four doubles, five walks and nine rbi before experiencing post-concussion symptoms after diving for a ball while playing first base.
- Played in his final game, August 28 vs. Detroit...placed on the 15-day disabled list with concussion symptoms, September 22.
- Underwent a stabilization procedure on the tendon in the back of his left wrist, September 30.

2010: Hit his first home run of season, April 6 at Los Angeles (AL)...homered the next night, April 7 at Los Angeles (AL)...recorded the first triple by a Twin at Target Field (off Gil Meche) in the fifth inning, April 17 vs. Kansas City...homered in consecutive games, April 24 and 25 at Kansas City, and April 30 and May 1 at Cleveland...season-high nine-game hit-streak, batting .353 (12-for-34) with three doubles, three home runs and six rbi, April 30-May 8...homered in consecutive games for the fourth time of season, May 16 at New York (AL) and May 17 at Toronto (13th career two-homer game and season-high four rbi)...hit his 200th career double, becoming the ninth player in Twins history to do so, May 20 at Boston...passed Chuck Knoblauch for sole possession of eighth on the Twins All-Time list with his 211th double, June 22 at Milwaukee...made his only fielding error of the season, June 4 at Oakland...finished with a .999 fielding percentage (734 total chances, one error)...reached base via hit or walk in 50 of his first 54 games, including each of his first 19, and 28 of his first 29...after homering off Roy Halladay (June 20 at Philadelphia) and Dallas Braden (June 4 at Oakland), he became the first player in Major League history to homer off a pair of pitchers who had tossed perfect games earlier that season (from Elias Sports Bureau)...voted as the starting first baseman in the All-Star game but did not play due to concussion...it was his fourth career All-Star selection and first as a starter...he compiled 2,933,355 votes, edging out Detroit's Miguel Cabrera and New York's Mark Teixeira...placed on the 15-day disabled list July 16 (retroactive to July 8) with a concussion, after sliding into second base and hitting his head against John McDonald's knee, July 7 at Toronto...missed the Twins final 78 games...at the time of his injury, he was leading the American League in on-base percentage (.437), was second in OPS (1.055), third in batting average (.345) and slugging (.618), fourth in total bases (183), tied for fourth in walks (50) and doubles (25), seventh in home runs (18), tied for ninth in hits (102), 10th in rbi (56) and tied for 12th in runs scored (53)...transferred to 60-day disabled list to make room for starting pitcher Matt Fox, September 3...was the Twins finalist for the Roberto Clemente Award, given by Major League Baseball and Chevrolet for community service excellence...named by *Baseball America* as the third-best power hitter in the American League, behind Detroit's Miguel Cabrera and Texas' Josh Hamilton.

2009: Hit first home run of the season, April 8 vs. Seattle...homered in consecutive games, April 22 at Boston and April 24 at Cleveland, then again on May 8 and 9 vs. Seattle...four-hit game, May 18 at New York (AL)...fifth career grand slam, May 24 vs. Milwaukee...season-high 11-game hit-streak, batting .415 (17-for-41) with two home runs, 14 rbi and eight runs scored, May 22-June 2...two-homer game, May 15 at New York (AL)...fifth career grand slam and 150th career home run, May 24 vs. Milwaukee...drove in his 50th run of the season in the Twins' 55th game, June 4 vs. Cleveland, becoming the fourth Twin with as many rbi in the clubs first 55 games (Kirby Puckett - 49 games in 1994, Larry Hisle - 54 games in 1977, Harmon Killebrew - 55 games in 1969)...played in his 800th career game, June 18 vs. Pittsburgh...snapped a streak of 319 consecutive

games played after sitting out, June 21 vs. Houston...it was the second-longest streak in all of baseball at the time with only the Phillies' Ryan Howard having a longer streak, playing in 343 consecutive games...named American League Player of the Week from June 29-July 5, after batting .480 (12-for-25) with 26 total bases, four home runs, two doubles, eight rbi and four runs scored...homered in consecutive games July 4 and 5 vs. Detroit, including his third four-hit game on the 4th...selected to the American League All-Star team for the third time in his career as a reserve, going 0-for-2...hit two home runs and set a career-high with seven rbi, July 20 at Oakland...third two-homer game of season, July 26 at Los Angeles (AL)...homered in back-to-back games, August 1 and 2 vs. Los Angeles (AL)...collected his 30th home run and 100th rbi, September 9 at Toronto...his fourth season with 100-or-more rbi, second Twin in club history to record four-plus seasons of 100-or-more rbi, the other being Harmon Killebrew who did it seven times...with 30 home runs, Morneau became the fourth Twin (since 1961) to have multiple seasons with 30-or-more home runs since Bob Allison, Tom Brunansky, Gary Gaetti and Kent Hrbek, who each did it twice...played in his final game, September 12 vs. Oakland after being sidelined for the remainder of the season with a stress fracture in his lower back...was given the Carl R. Pohlad Community Service Award by the Twin Cities Baseball Writers Association.

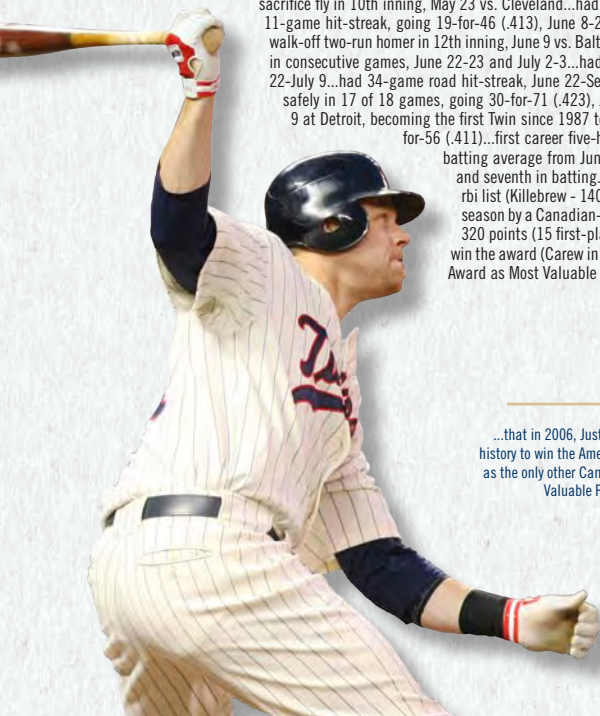
2008: Homered in consecutive games, April 5-6...had game-winning walk-off single in ninth inning, April 20 vs. Cleveland...hit third career grand slam and five rbi, April 25 at Texas...nine-game hit-streak, going 16-for-34 (.471), May 10-18...hit game-winning solo home run in 10th inning, May 28 at Kansas City...fifth three-hit game, June 9 at Chicago (AL)...hit safely in 14 of 15 games from June 11-June 27, going 22-for-61 (.361) with two homers, 19 rbi and two three-hit games during that span...second career five-hit game, July 10 at Detroit...named to his second career All-Star team, July 15 in New York (AL)...went 2-for-4 with a walk and scored the winning run for the American League in the 15th inning...tied a season-high with five rbi, July 19 vs. Texas...hit .404 (23-for-57) with two home runs, 11 rbi and 11 runs scored from August 16-29, with seven multi-hit games in 14 total games, including a four-hit game, August 29 at Oakland...had three four-rbi games, August 31 at Oakland, September 5 and 7 vs. Detroit...recorded his third game with four-or-more hits (4-for-5), September 13 at Baltimore...recorded his 47th double, setting a new Twins single-season record, September 24 vs. Chicago (AL)...hit .348 with runners in scoring position, ranking ninth in the American League...finished the year with 129 rbi, the second-most in the American League (Josh Hamilton - 130)...played in all of the Twins 163 games, most in the Majors...one of 32 players in Major League history to play 163 games-or-more in a single-season and first since Hideki Matsui played in 163 games for the Yankees in 2003...just two other Twins in franchise history have played in more games, Cesar Tovar, 164 in 1967 and Harmon Killebrew, 163 in 1967...was awarded by the Twin Cities Baseball Writers Association, earning the Calvin R. Griffith Award as Most Valuable Twin and Bob Allison Award, given to the Twins' player who exemplifies determination, hustle, tenacity, competitive spirit and leadership on and off the field.

2007: Had fifth career two-homer game (first of season), including three-run walk-off homer in 10th inning, May 8 vs. Chicago (AL)...suffered broken nose after being hit with a thrown ball from Nick Punto, May 12 vs. Detroit...sixth career two-homer game (second of season), May 15 at Cleveland...season-high 10-game hit-streak, going 14-for-40 (.350), May 17-27...seventh career two-homer game (third of season), May 22 vs. Texas...named American League Player of the Month for May...had game-winning walk-off homer in ninth inning, June 16 vs. Milwaukee...had consecutive games played streak snapped at 190, June 23 at Florida...became fourth Twin to have a three-homer game and first since Tony Oliva in 1973, July 6 at Chicago (AL)...it was his eighth career multi-homer game (fourth of season) and he drove in a career-high six runs...named American League Player of the Week, July 2-8...selected to first career All-Star Game, July 10 at San Francisco...ninth career multi-homer game (fifth of season), July 23 at Toronto...became first Twin since 1986-87 (Gary Gaetti) to have back-to-back 30-homer seasons, September 14 vs. Detroit...tied for fourth in American League in sacrifice flies, tied for fifth in home runs, eighth in at-bats per home run (19.0) and was ninth in rbi.

2006: Second career two-homer game, April 7 at Cleveland...homered in consecutive games, April 11-12...had game-winning walk-off single in ninth inning, April 15 vs. New York (AL)...third career two-homer game (second of season) and career-high six rbi, May 9 at Texas...had game-winning sacrifice fly in 10th inning, May 23 vs. Cleveland...had game-winning homer in 10th inning, June 20 at Houston...had 11-game hit-streak, going 19-for-46 (.413), June 8-20...fourth career two-homer game (third of season), including walk-off two-run homer in 12th inning, June 9 vs. Baltimore...second career grand slam, June 14 vs. Boston...homered in consecutive games, June 22-23 and July 2-3...had career-high 16-game hit-streak, going 26-for-59 (.441), June 22-July 9...had 34-game road hit-streak, June 22-September 15, the longest in the Major Leagues since 1957...hit safely in 17 of 18 games, going 30-for-71 (.423), July 14-August 1...hit his 30th home run of the season August 9 at Detroit, becoming the first Twin since 1987 to accomplish the feat...hit safely in 14 of 15 games, going 23-for-56 (.411)...first career five-hit game, September 19 at Boston...led the Majors with a .362 batting average from June 8...tied for first in league in sacrifice flies, was second in rbi and seventh in batting...his 130 rbi ranked second on the Twins All-Time single season rbi list (Killebrew - 140, 1969) and tied Larry Walker (1997) for the most rbi in a single season by a Canadian-born player...named American League Most Valuable Player with 320 points (15 first-place votes) by the BBWAA, becoming the fourth Twin in history to win the award (Carew in '77, Killebrew in '69 and Versalles in '65)...won Calvin R. Griffith Award as Most Valuable Twin and Louisville Slugger Silver Slugger Award.

CANADIAN-BORN TWINS

PLAYER	YEARS
Jesse Crain	2004-10
Scott Diamond	2011
Vince Horsman	1995
Corey Koskie	1998-2004
Georges Marada	1962
Dave McKay	1975-76
Justin Morneau	2003-11
Rene Tosoni	2011



DID YOU Know?

...that in 2006, Justin Morneau became the first Canadian born player in baseball history to win the American League Most Valuable Player Award. He joined Larry Walker as the only other Canadian to win an MVP after Walker won the National League Most Valuable Player award in 1997 while with the Colorado Rockies.

2005: Disabled with concussion, April 12-22 after being hit in the head by a Ron Villone pitch...first career four-hit game, April 28 at Kansas City...homered in four consecutive games, May 3-7...second career four-hit game, May 8 at Tampa Bay...had game-winning three-run double in 11th inning and second career four-rbi game, May 24 at Cleveland...third career four-rbi game, June 11 at Los Angeles (NL)...homered in consecutive games, July 31-August 1...hit first career grand slam off Jamie Walker and fourth career four-rbi game, September 30 vs. Detroit...had .994 (8 E, 1290 TC) fielding percentage...led club in rbi and tied for second in total bases (214)...established career-highs in virtually all offensive categories.

2004: Began season at Triple-A Rochester...named Twins' Minor League Player of the Week, April 10-16...had a pair of two-homer games, April 12 vs. Pawtucket and April 15 at Scranton/Wilkes-Barre...named International League Player of the Week, April 13-19...Twins' Minor League Player of the Month for April, going 33-for-83 (.398) with eight doubles, six homers and 20 rbi...homered in three consecutive games, April 30-May 2...recalled May 21...optioned June 1...had two-homer game, June 7 at Columbus...hit four homers in three games, June 14-16...homered in consecutive games, June 22-24...played for World Team in Futures Game, July 11 at Houston...recalled July 16...season-high nine-game hit-streak, going 13-for-39 (.333), July 17-25...homered in consecutive games August 3-4, August 29-31 and September 3-4...had first career two-homer game and career-high four rbi, August 12 at Seattle...had an rbi in nine consecutive games (10 rbi), August 17-26...named to International League Postseason All-Star team...ranked second-best prospect in International League by *Baseball America*.

2003: Began season at Double-A New Britain...homered in consecutive games, April 10-12...had two-homer game, April 14 at Trenton...promoted to Triple-A Rochester, April 30...Twins' Minor League Player of the Month for April, going 26-for-79 (.329) with six homers and 13 rbi...had five-hit game and two-homer game, May 2 at Charlotte...homered in three consecutive games, May 6-8...had two-homer game, May 18 at Columbus...recalled June 10...made Major League debut, singling off Jason Jennings for first Major League hit and had season-high three hits, June 10 vs. Colorado...first Major League homer off Albie Lopez, June 17 at Kansas City...optioned July 27...tied for club lead in homers...recalled September 2...had .971 (1 error, 34 total chances) fielding percentage at first base...led organization in homers (26)...rated second-best prospect and best power prospect in International League by *Baseball America*...played for Team Canada in Olympic Qualifying Tournament in Panama...ranked second-best prospect in the Twins organization by *Baseball America*, entering the 2004 season.

2002: Disabled with intestinal virus, April 5-12...Eastern League Player of the Week, April 22-28...homered in consecutive games, April 27-28...season-high five rbi, April 28 at Binghamton...reached base safely in 22 consecutive games, April 22-May 8...played for World Team in Future's Game, July 7 at Milwaukee...Eastern League Player of the Week, July 15-21...season-high four hits, July 21 vs. Trenton...season-high 13-game hit-streak, going 19-for-53 (.358), August 3-15...led club in total bases and homers and was second in batting, games, at-bats, hits and rbi...added to Edmonton playoff roster, going 8-for-20 (.400) in five games...rated best first base prospect and best pure hitter for first baseman in all minor leagues and fourth-best prospect in Eastern League by *Baseball America*...played for Phoenix in the Arizona Fall League...ranked second-best prospect in the Twins organization by *Baseball America*, entering the 2003 season.

2001: Began season at low Single-A Quad Cities...named Twins' Minor League Player of the Week and Midwest League Player of the Week, April 5-13...named Twins' Minor League Player of the Month for April, going 34-for-85 (.400) with six homers and 27 rbi...named to *Baseball America's* low Single-A mid-season All-Star team...promoted to Single-A Ft. Myers, June 20...season-high six rbi, July 31 at Dunedin...promoted to Double-A New Britain, August 24...rated second-best prospect in Midwest League, sixth-best prospect in Florida State League and fourth-best first baseman in all minor leagues by *Baseball America*.

2000: Began season at GCL Twins...Twins Minor League Player of the Week, July 16-22...Howe Sportsdata Player of the Week, July 17-23...named Twins' Minor League Player of the Month for July...Howe Sportsdata Player of the Week, July 31-August 6...Howe Sportsdata Player of the Week, August 7-13...GCL "Star of Stars" winner presented to league MVP...led league in batting, runs, hits, total bases, rbi and on-base percentage, second in slugging percentage (.665) and third in home runs...named first baseman on Howe Sportsdata All-Tenager Team...promoted to Elizabethton, August 25...was second among short-season players in slugging (.631), fourth in batting, fifth in doubles and sixth in rbi.

1999: Disabled with broken bone in right hand, July 14-August 6.

PROFESSIONAL: Signed by scout Howard Norsetter.

AL BATTING LEADERS

AT-BATS/RUNS BATTED IN
FROM 2005-2011
(minimum of 3,000 ABs)

1. Alex Rodriguez	4.53
2. David Ortiz	4.71
3. Mark Teixeira	5.17
4. Justin Morneau	5.30
5. Paul Konerko	5.63

AMERICAN LEAGUE MOST VALUABLE PLAYER

Twins players who have won American League Most Valuable Player awards since the Twins moved to Minnesota in 1961.

PLAYER	YEAR	KEY STATS
1. Zoilo Versalles	1965	.273 BA, 19 HR, 126 runs, 45 doubles, 12 triples
2. Harmon Killebrew	1969	.276 BA, 49 HR, 140 rbi, 145 BB, .427 OBP
3. Rod Carew	1977	.388 BA, 128 runs, 239 hits, 100 rbi, .449 OBP
4. Justin Morneau	2006	.321 BA, 34 HR, 130 rbi, 37 doubles, .559 SLG
5. Joe Mauer	2009	.365 BA, 28 HR, 96 rbi, .444 OBP, .587 SLG, 1.031 OPS

2011

Hits: 3, 4x, last 8/28 vs. Det.
RBI: 3, 5/31 at Det.
Grand Slams: --

HR: 2, 5/31 at Det.
Hit-Strike: 5, 2x, last 5/24-29
SB: --

MORNEAU'S GAME HIGHS

Hits: 5, 2x, last 7/10/08 at Det.
RBI: 7, 7/20/09 at Oak.
Grand Slams: 5, last 7/20/09 at Oak.

CAREER

HR: 3, 7/6/07 at CWS.
Hit-Strike: 16, 6/22-7/9/06
SB: 1, 4x, last 7/14/07 vs. Oak.

MORNEAU'S PLAYING RECORD

YEAR	CLUB	AVG	G	AB	R	H	2B	3B	HR	RBI	SH	SF	HB	BB	SO	SB	CS	E	OBP
1999	GCL Twins	.302	17	53	3	16	5	0	0	9	1	1	1	2	6	0	1	0	.333
2000	GCL Twins	.402	52	194	47	78	21	0	10	58	0	2	0	30	18	3	1	3	.478
	Elizabethton	.217	6	23	4	5	0	0	1	3	0	0	0	1	6	0	0	0	.250
2001	Quad Cities	.356	64	236	50	84	17	2	12	53	0	4	3	26	38	0	0	8	.420
	Ft. Myers	.294	53	197	25	58	10	3	4	40	0	5	8	24	41	0	0	3	.385
	New Britain	.158	10	38	3	6	1	0	0	4	0	1	0	3	8	0	0	0	.214
2002	New Britain	.298	126	494	72	147	31	4	16	80	0	6	6	42	88	7	0	13	.356
2003	New Britain	.329	20	79	14	26	3	1	6	13	0	0	0	7	14	0	0	0	.384
	Rochester	.268	71	265	39	71	11	1	16	42	0	2	4	28	56	0	2	4	.344
	MINNESOTA	.226	40	106	14	24	4	0	4	16	0	0	0	9	30	0	0	1	.287
2004	Rochester	.306	72	288	51	88	23	0	22	63	0	3	3	32	47	1	1	4	.377
	MINNESOTA	.271	74	280	39	76	17	0	19	58	0	2	2	28	54	0	0	3	.340
2005	MINNESOTA	.239	141	490	62	117	23	4	22	79	0	5	4	44	94	0	2	8	.304
2006	MINNESOTA	.321	157	592	97	190	37	1	34	130	0	11	5	53	93	3	3	8	.375
2007	MINNESOTA	.271	157	590	84	160	31	3	31	111	0	9	5	64	91	1	1	5	.343
2008	MINNESOTA	.300	163	623	97	187	47	4	23	129	0	10	3	76	85	0	1	4	.374
2009	MINNESOTA	.274	135	508	85	139	31	1	30	100	0	7	3	72	86	0	0	3	.363
2010	MINNESOTA	.345	81	296	53	102	25	1	18	56	0	2	0	50	62	0	0	1	.437
2011	Rochester	.367	7	30	8	11	4	0	1	8	0	0	0	1	2	0	0	2	.387
	MINNESOTA	.227	69	264	19	60	16	0	4	30	0	2	3	19	44	0	0	1	.285
	Minor League Totals	.311	498	1897	316	590	126	11	88	373	1	24	25	196	324	11	5	37	.379
	Major League Totals	.281	1017	3749	550	1055	231	14	185	709	0	48	25	415	639	4	7	34	.353

MORNEAU'S FIELDING RECORD

POSITION	PCT	G	PO	A	E	TC	DP	PB
First Base	.996	913	7611	631	34	8276	766	—

MORNEAU'S DIVISION SERIES RECORD

YEAR	OPPONENT	AVG	G	AB	R	H	2B	3B	HR	RBI	SH	SF	HB	BB	SO	SB	CS	E	OBP
2004	New York (AL)	.235	4	17	1	4	2	0	0	2	0	0	0	0	3	0	0	0	.235
2006	Oakland	.417	3	12	3	5	1	0	2	2	0	0	0	0	0	0	0	1	.417
	Division Series Totals	.310	7	29	4	9	3	0	2	4	0	0	0	0	3	0	0	1	.310

MORNEAU'S ALL-STAR GAME RECORD

YEAR	HOST	AVG	G	AB	R	H	2B	3B	HR	RBI	SH	SF	HB	BB	SO	SB	CS	E	OBP
2007	San Francisco	.000	1	2	0	0	0	0	0	0	0	0	0	0	0	0	0	0	.000
2008	New York (AL)	.500	1	4	2	2	1	0	0	0	0	0	0	1	0	0	0	0	.667
2009	St. Louis	.000	1	2	0	0	0	0	0	0	0	0	0	0	0	0	0	0	.000
2010	Los Angeles (AL)	INJURED - DID NOT PLAY																	
	All-Star Totals	.250	2	8	2	2	1	0	0	0	0	0	0	1	0	0	0	0	.333

MORNEAU'S WORLD BASEBALL CLASSIC RECORD

YEAR	CLUB	AVG	G	AB	R	H	2B	3B	HR	RBI	SH	SF	HB	BB	SO	SB	CS	E	OBP
2006	Canada	.308	3	13	3	4	3	0	0	2	0	0	0	2	4	0	0	0	.400
2009	Canada	.444	2	9	1	4	2	0	0	1	0	0	0	1	1	0	0	0	.500
	WBC Totals	.364	5	22	4	8	5	0	0	3	0	0	0	3	5	0	0	0	.440



TSUYOSHI NISHIOKA

1

INFIELDER

HEIGHT/WEIGHT: 6-1/176
BORN: 7/27/84 in Osaka, Japan
RESIDES: Tokyo, Japan

BATS/THROWS: S/R
OPENING DAY AGE: 27

ACQUIRED: Signed as free agent, 12/18/10
M.L. SERVICE: 1 year
CONTRACT STATUS: Signed thru 2013



PERSONAL: Tsuyoshi Nishioka (pronounced soo-YO-shee nee-shee-OH-kah)...wife Naoko...daughter Sena (8/8/11)...grew up in the city of Nara in the Kansai region of Japan...attended Osaka Toin Senior High School and helped lead his team to the National High School Baseball Championships...he hit 42 home runs in his high school career and was considered one of the top high school prospects in the country by Nippon Professional Baseball scouts...attended Nara Prefectural Heijo East Junior High School, playing in the national tournament as a member of Koriyama Senior.

2011:

- Played in his first Major League game, starting at second base and batting second, April 1 at Toronto...became the second Japanese-born player to play for the Minnesota Twins (Micheal Nakamura in 2003)...went 1-for-4 in the game, collecting his first Major League hit, a single off Ricky Romero in the sixth inning.
- Recorded his first Major League rbi with a fifth inning single off Brett Cecil, April 3 at Toronto.
- Recorded his first Major League extra-base hit, a fifth inning double, off Ivan Nova, April 4 at New York (AL).
- Suffered a fractured left fibula when Nick Swisher slid into his leg while attempting to break up a double play, and was put on the 15-day disabled list following the game, April 7 at New York (AL).
- Transferred to the 60-day disabled list, May 28, making room of the Twins 40-man roster for left-handed pitcher Chuck James.
- Played in seven games during a rehab assignment between Single-A Ft. Myers and Triple-A Rochester, batting .333 (8-for-24)...returned from rehab and was reinstated from the 60-day disabled list, June 15...played primarily as a shortstop upon his return from the disabled list.
- First career two-rbi game, July 4 vs. Tampa Bay...first career three-hit game (setting career-high), July 6 vs. Tampa Bay.
- Season-high nine-game hit-streak, going 10-for-31 (.323) with one double and four rbi, August 2-13.
- Posted a .478 on-base percentage in his final seven games, reaching base 11 times (six hits and five walks) in 23 plate appearances.
- Placed on the 15-day disabled list with a right oblique strain, September 22.
- Was one of 13 Japanese-born players to play in the Major Leagues during the 2011 season...ranked third among those players in games played, behind Ichiro Suzuki (151) and Kosuke Fukudome (141).

2010: Played his seventh season in Nippon Professional Baseball with the Chiba Lotte Marines...batted solely out of the leadoff position for Chiba Lotte and played all 144 games at shortstop for the Marines...was a teammate of former Major Leagueer Tadahito Iguchi...hit safely in 22 straight games, batting .443 (39-for-88) with nine doubles, four home runs and 22 runs, April 29-May 29...batted .417 (35-for-84) with 20 runs scored in 21 May games...batted .467 (43-for-92) with 19 rbi and 27 runs in 22 September games...had 62 multi-hit games, including five four-hit games and a season-high five hits, May 22 vs. Tokyo Yakult...played in the NPB All-Star game for the Pacific League, going 0-for-2, while playing shortstop as a reserve in the first game...started at shortstop and batted second in the second game, going 0-for-2...was the NPB Batting Champion with a .346 average, the highest since 2008 (Seiichi Uchikawa - .378)...also was NPB Safe Hit Champion...led the NPB in runs scored...ranked first in the Pacific League in hits, was second in on-base percentage and third walks...set career-highs in hits (206), at-bats (596), plate appearances (692), doubles (32), runs (121), rbi (59), walks (79), total bases (287) and batting average (.346)...batted .181 (13-for-72) with three doubles, one home run, four rbi and 11 runs scored in 15 games in the postseason...batted .167 (6-for-36) with two doubles and three rbi in seven games in the Japan Series (NPB's equivalent of MLB's World Series)...won his third Gold Glove Award (first since 2007) after making just 18 errors in 1288.2 innings at shortstop...signed with the Twins as a free agent, December 18.

2009: Spent the season with Chiba Lotte Marines...homered in consecutive games, September 9 and 10 against Fukuoka SoftBank Hawks...hit .265 (94-for-355) in the leadoff spot, .237 (22-for-93) in the third spot and .400 (2-for-5) in the ninth spot...set a career-high with 14 home runs, 11 coming off left-handed pitchers...was tied for third on Chiba Lotte in doubles and runs scored, fourth in home runs, fifth in games and sixth in rbi...played all 115 games at shortstop (114 starts).

2008: Spent the season with Chiba Lotte...suffered injuries throughout the season to his knee, neck and feet, limiting him to just 18 stolen bases (his lowest since becoming a regular shortstop)...posted six consecutive multi-hit games, June 11-18...batted .353 (24-for-68) in 18 June games...represented the Pacific League in the All-Star game, starting at shortstop and leading off, going 0-for-3 (moved to second base mid-game)...went 1-for-2 with a run scored in the second game, entering the game as a reserve second baseman...played for Japan in the Beijing Olympics in August.

2007: Played the season with Chiba Lotte...suffered a wrist injury and neck pain most of the season...batted .346 (62-for-179) with 16 rbi, 33 runs scored, 12 walks and 16 stolen bases in 46 games in April and May combined...batted .373 (31-for-83) in 22 May games...hit safely in 17 straight games, July 7-August 2...represented the Pacific League in the NPB All-Star Game...won the Gold Glove Award at shortstop...went a recipient of a Best Nine Award (as shortstop), given to the top performers in the Pacific League each season, voted on by national journalists (NPB's equivalent to the Louisville Silver Slugger Award)...batted .419 (13-for-31) in eight postseason games.

2006: Represented team Japan in the first annual World Baseball Classic...batted .355 (11-for-31) with two home runs and eight rbi in eight games helping lead the team to the Championship...led the WBC in stolen bases (five), was tied for fourth in hits (11) and walks (six), fourth

in total bases (19), tied for fourth in runs scored (7) and tied for fifth in rbi (eight)...spent the NPB season with Chiba Lotte...shifted exclusively to shortstop from second base...went 5-for-5 with a double, a home run, three rbi and five runs scored, May 22 vs. Tokyo Yakult...hit safely in 12 straight, June 25-July 12...represented the Pacific League in the NPB All-Star Game...hit safely in 81 of his 115 games played...collected five four-hit games...led the league in stolen bases (33) and tied for league-lead in triples...caught stealing a league-high 17 times.

2005: Spent his first full season in NPB with Chiba Lotte...went 4-for-7 with a triple, a home run, six rbi and three runs scored in his first game, a 26-0 Marines victory, March 27 vs. Tohoku Rakuten Golden Eagles...stole three bases in a game, April 23 at Tohoku...season-high five hits, April 23 at Tohoku...represented the Pacific League in the NPB All-Star Game...Chiba Lotte went 77-42-3 when he played...led the Pacific League with 11 triples...stole 41 bases (50 total attempts) to win his first Pacific League Stolen Base Award...was given the Gold Glove Award after making just two errors in 518.1 innings played at second base...was given the Best Nine Award as the top second baseman for the Pacific League...batted .282 (11-for-39) with seven runs scored and five stolen bases in 11 postseason games, helping guide the Marines to their first Japan Series championship since 1974.

2004: Played in 63 games for Chiba Lotte Marines...became a switch-hitter after batting right-handed his entire life...hit his first home run at the NPB level, June 27, off Seibu Lions right-hander Mitsutaka Goto...recorded his first career stolen base in that same game...homered the next day, June 28 at Hokkaido Nippon-Ham Fighters.

2003: Assigned to the *ichigun* level (Japanese equivalent of Major League) during Spring Training but was sent down to *nigun* level (Minor League) to begin the season...recalled to *ichigun* and made his professional debut, June 23 as a pinch-runner...first professional hit, June 28, a double off Orix BlueWave's Hisashi Tokano.

PROFESSIONAL: 1st round selection in the 2002 Nippon Professional Baseball amateur draft by Chiba Lotte...signed by the Minnesota Twins as a free agent, December 18, 2010.

2011

NISHIOKA'S GAME HIGHS

CAREER

Hits: 3, 7/6 vs. T.B.

HR: --

Hits: 3, 7/6/11 vs. T.B.

HR: --

RBI: 2, 4x, last 8/12 at Cle.

Hit-Strike: 9, 8/2-13

RBI: 2, 4x, last 8/12/11 at Cle.

Hit-Strike: 9, 8/2-13/11

Grand Slams: --

SB: 1, 2x, last 7/7 at CWS.

Grand Slams: --

SB: 1, 2x, last 7/7/11 at CWS.

NISHIOKA'S PLAYING RECORD

YEAR	CLUB	AVG	G	AB	R	H	2B	3B	HR	RBI	SH	SF	HB	BB	SO	SB	CS	E	OBP
2003	Chiba Lotte	.333	7	9	3	3	2	0	0	1	0	0	0	2	1	0	0	--	.455
2004	Chiba Lotte	.255	63	212	32	54	8	2	6	35	2	2	14	37	8	2	7	.302	
2005	Chiba Lotte	.268	122	447	80	120	22	11	4	48	6	4	5	31	51	41	9	.320	
2006	Chiba Lotte	.282	115	426	58	120	20	7	4	27	4	3	3	49	61	33	17	.358	
2007	Chiba Lotte	.300	130	494	76	148	31	3	3	40	7	4	4	50	73	27	13	.366	
2008	Chiba Lotte	.300	116	473	78	142	26	6	13	49	4	2	7	36	68	18	11	.357	
2009	Chiba Lotte	.260	120	454	70	118	24	5	14	41	3	2	5	67	76	26	10	.360	
2010	Chiba Lotte	.346	144	596	121	206	32	8	11	59	8	5	4	79	96	22	11	.423	
2011	Ft. Myers	.333	4	12	4	4	1	0	0	1	0	0	1	2	2	1	0	.467	
	Rochester	.333	3	12	0	4	1	0	0	1	0	0	0	2	1	0	0	.429	
	MINNESOTA	.226	68	221	14	50	5	0	0	19	3	0	1	15	43	2	4	.278	
	Japan Totals	.293	817	3111	518	911	165	42	55	300	34	22	30	328	463	175	73	.364	
	Minor League Totals	.333	7	24	4	8	2	0	0	2	0	0	1	4	3	1	0	.448	
	Major League Totals	.226	68	221	14	50	5	0	0	19	3	0	1	15	43	2	4	.278	

NISHIOKA'S FIELDING RECORD

POSITION	PCT	G	PO	A	E	TC	DP	PB
Shortstop	.964	60	96	172	10	278	34	---
Second Base	.923	6	10	14	2	26	8	---
Totals	.961	66	106	186	12	304	42	---

NISHIOKA'S WORLD BASEBALL CLASSIC RECORD

YEAR	CLUB	AVG	G	AB	R	H	2B	3B	HR	RBI	SH	SF	HB	BB	SO	SB	CS	E	OBP
2006	Japan	.355	8	31	7	11	0	1	2	8	0	1	0	6	4	5	2	.447	



LESTER OLIVEROS

17

RIGHT-HANDED PITCHER

HEIGHT/WEIGHT: 6-0/226

BORN: 5/28/88 in Maracay, VZ

RESIDES: Maracay, VZ

ACQUIRED: Trade with Detroit, 8/16/11

M.L. SERVICE: 62 days

CONTRACT STATUS: Signed thru 2012

BATS/THROWS: R/R

OPENING DAY AGE: 23



PERSONAL: Lester Jesus Oliveros (pronounced ah-lah-VAIR-ohs)...resides in Maracay, VZ during the off-season.

2011:

- Started the season with Double-A Erie in the Detroit Tigers organization, going 2-0, 0.56 (16.0 ip, 1 er) with four walks and 27 strikeouts in 10 appearances.
- Promoted to Triple-A Toledo, May 5...did not allow a run in his first four appearances (6.0 ip), including his first save, May 13 at Gwinnett.
- Appeared in 17 games for the Mud Hens before being recalled by Detroit, July 1.
- Made his Major League debut, tossing 1.0 scoreless inning with one hit allowed, one walk and two strikeouts, July 1 vs. San Francisco.
- Appeared in nine games for the Tigers before being optioned back to Toledo, July 24...transferred to Erie for one game, August 12.
- Was acquired by the Twins as the player to be named later, along with minor league pitcher Cole Nelson, in exchange for outfielder Delmon Young, August 16.
- Reported to Triple-A Rochester and appeared in two games...recalled by Minnesota when Nick Blackburn was placed on the 15-day disabled list, August 22.
- Made his Twins debut, allowing one run on two hits in 2.0 innings of relief, August 23 vs. Baltimore.
- Appeared in 10 games for the Twins...posted a 1.69 ERA (10.2 ip, 2 er) with opponents batting .222 (8-for-36) in his final eight appearances, August 30-September 25.
- Rated as having the best fastball in the Twins' minor league system by *Baseball America*, entering the 2012 season.

2010: Started the season with Single-A Lakeland...did not pitch, April 21-May 1 then again, May 7-23 with right biceps tendinitis...recorded a 0.87 ERA (10.1 ip, 1 er) with 14 strikeouts in his final 10 outings with Lakeland, May 26-July 24...transferred to Double-A Erie, June 26...posted a 1.29 ERA (14.0 ip, 2 er) with 25 strikeouts in a 13-game stretch, July 24-August 22...led all Tigers minor league pitchers with 23 saves between Lakeland and Erie...named the 17th-best prospect in the Tigers' organization following the season, by *Baseball America*...pitched in the Venezuelan Winter League with Anzoategui after the season, going 2-1, 3.86 (25.2 ip, 11 er) with 20 strikeouts in 16 games.

2009: Started the season with Single-A Lakeland...posted a 1.86 ERA (9.2 ip, 2 er) in seven games in April...finished 2-1 with a 2.08 ERA (13.0 ip, 3 er) with 15 strikeouts in eight appearances during June...posted a 1-1 record, 0.66 ERA (13.2 ip, 1 er) with 13 strikeouts in eight outings during August...transferred to Triple-A Toledo on September 3 and played one game with the Mud Hens...finished 0-1 with a 5.75 ERA (20.1 ip, 13 er) with 19 strikeouts in 16 outings with Anzoategui in the Venezuelan Winter League following the season.

2008: Started the season with Single-A Oneonta...compiled a 0.54 ERA (16.2 ip, 1 er) with 29 strikeouts over his final 11 outings with Oneonta June 28-August 11...struck out a season-high five batters, July 6 vs. State College...transferred from Oneonta to Lakeland, August 13.

2007: Spent the season with VZL Tigers for the second consecutive year...topped all Venezuelan Summer League relievers with 13.85 strikeouts-per-nine innings, while he was second with 9.86 baserunners-per-nine innings and fourth with a .181 batting-average-against...did not allow a run in 13 straight outings, June 16-July 21, striking out 25 batters in 15.1 scoreless innings...struck out a season-high six batters, July 9 at the Venezuelan Summer League Devil Rays/Reds...appeared in four games with Anzoategui in the Venezuelan Winter League following the season, tossing 4.0 scoreless innings of relief...led the Venezuelan Summer League with 19 saves while he tied for third with 27 appearances.

2006: Spent the season with VZL Tigers...ranked fourth among all Venezuelan Summer League relievers with a .188 batting-average-against...struck out a season-high six batters, July 24 at VZL Reds.

PROFESSIONAL: Signed by the Tigers as a non-drafted free agent, October 25, 2005...signed by scout Ramon Pena.

DID YOU Know?

...that Lester Oliveros was rated as having the best fastball in the Minnesota Twins minor league system by *Baseball America* prior to the start of the 2012 season.



2011

IP: 2.2, 9/3 at LAA.
 SO: 3, 9/3 at LAA.
 Win Streak: --

Walks: 2, 2x, last 9/3 at LAA.
 CG: --
 Low-Hit: --

OLIVEROS' GAME HIGHS

IP: 2.2, 9/3/11 at LAA.
 SO: 3, 9/3/11 at LAA.
 Win Streak: --

CAREER

Walks: 2, 2x, last 9/3/11 at LAA.
 CG: --
 Low-Hit: --

OLIVEROS' PITCHING RECORD

YEAR	CLUB	W	L	ERA	G	GS	CG	SH	SV	IP	H	R	ER	HR	HB	BB	SO	WP	BK	BAA
2006	VSL Tigers	1	3	2.72	20	2	0	0	4	39.2	29	16	12	2	7	20	46	4	1	.193
2007	VSL Tigers	2	0	1.41	27	0	0	0	19	38.1	25	6	6	0	4	13	59	4	2	.181
2008	Oneonta	1	2	1.74	15	0	0	0	4	20.2	15	4	4	1	0	6	34	0	0	.197
	Lakeland	1	1	4.22	5	0	0	0	0	10.2	12	8	5	0	4	9	3	0	0	.293
2009	Lakeland	4	2	4.17	34	0	0	0	2	54.0	53	27	25	5	4	16	58	2	1	.249
	Toledo	0	0	0.00	1	0	0	0	0	2.0	2	8	0	0	0	1	3	0	0	.250
2010	Lakeland	0	1	1.89	20	0	0	0	9	19.0	13	5	4	0	2	6	24	2	0	.194
	Erie	1	2	4.97	24	0	0	0	14	25.1	20	14	14	3	2	21	36	0	1	.217
2011	Erie	2	0	0.53	10	0	0	0	0	17.0	11	1	1	0	1	4	28	1	0	.193
	Toledo	1	3	6.43	22	0	0	0	5	28.0	37	20	20	7	0	17	26	1	0	.316
	DETROIT	0	0	5.63	9	0	0	0	0	8.0	8	5	5	0	0	4	4	1	0	.258
	Rochester	0	0	3.00	2	0	0	0	0	3.0	2	1	1	1	0	0	4	0	0	.182
	MINNESOTA	0	0	4.05	10	0	0	0	0	13.1	13	6	6	0	0	7	9	0	0	.277
	Minor League Totals	13-14	3-21	180	2	0	0	57	257.2	219	102	92	19	24	113	321	14	5	226	
	Major League Totals	0-0	4-64	19	0	0	0	0	0	21.1	21	11	11	0	0	11	13	1	0	.269

OLIVEROS' FIELDING RECORD

POSITION	PCT	G	PO	A	E	TC	DP	PB
Pitcher	1.000	19	0	3	0	3	1	—

TWINS ALL-TIME COME FROM BEHIND VICTORIES

DEFICIT/RUNS	DATE	OPPONENT	SCORE	FINAL SCORE
7	5-10-00	Cleveland	1-8	10-9
6	5-9-64	Kansas City	1-7	10-8
6	8-5-77	Cleveland	1-7	14-10
6	6-26-79	Milwaukee	0-6	8-7
6	8-2-82	at California	0-6	9-7
6	9-11-87	at Cleveland	1-7	13-10
6	4-28-95	Baltimore	0-6	12-9
6	5-27-97	Seattle	0-6	11-10
6	9-23-98	Chicago	0-6	7-6
6	4-17-99	at Cleveland	1-7	13-8
6	8-6-99	at Kansas City	1-7	9-8
6	4-5-00	Tampa Bay	1-7	10-7
6	5-2-02	Tampa Bay	0-6	7-6
6	7-15-02	Anaheim	1-7	10-8
6	5-4-08	Detroit	0-6	7-6

DID YOU Know?

...that during the 2011 season, the Twins used a total of 15 rookies throughout the year. In all, eight position players and seven pitchers were used throughout the 162 game schedule.



CHRIS PARMELEE

27

FIRST BASEMAN

HEIGHT/WEIGHT: 6-1/228
BORN: 2/24/88 in Long Beach, CA
RESIDES: Chino Hills, CA

BATS/THROWS: L/L
OPENING DAY AGE: 24

ACQUIRED: 1st round (20th overall) pick, 2006 First-Year Player Draft
M.L. SERVICE: 23 days
CONTRACT STATUS: Signed thru 2012

PERSONAL: Christopher Matthew Parmelee (pronounced PAR-muh-lee)...wife Amanada (Janes)...2006 graduate of Chino Hills High School (CA)...named AFLAC All-American and All-State his senior season...rated second-best high school "pure hitter" in the nation by *Baseball America*.

2011:

- Started the season with Double-A New Britain, batting .287 (152-for-530) with 13 home runs and 30 doubles in 142 games with the Rock Cats.
- Named Twins Minor League Player of the Week, May 8-14...batted .414 (12-for-29) with two doubles, five rbi five runs scored and two walks in seven games.
- Named Twins Minor League Player of the Month for July after batting .305 (36-for-118) with eight doubles, six home runs, 26 rbi, 17 runs scored and 20 walks in 32 games.
- Recalled by Minnesota, September 6...made Major League debut, going 2-for-4, with a single off of Jake Peavy for his first career hit, September 6th vs. Chicago (AL)...batted fifth and started at first base.
- Recorded his first Major League extra-base hit (a double off John Danks in the third inning) and multi-rbi game, September 7 vs. Chicago (AL).
- Hit his first career home run, a two-run shot off Josh Judy, September 17 vs. Cleveland...also marked his first career three-hit game.
- Season-high six game hit-streak, batting .520 (13-for-25) with five multi-hit games in that span.
- Batted .392 (20-for-51) with five doubles, four home runs, 11 rbi, eight walks and eight runs scored in his final 13 games, September 17-28...recorded multiple hits in eight of those 13.
- Played 20 games at first base for the Twins and batted in the fourth spot in the lineup for 13 games...hit safely in 16 of 21 games played.
- His .355 batting average in September was the fourth-highest among all rookies in baseball...his 14 rbi were tied for third-most and his four home runs were tied for fourth-most.
- His .355 September average ranked as the fifth-best among rookies in Twins history during September...he was one of 11 rookies in club history to hit four-or-more homers in the month...his 27 hits were tied for eighth-most among Twins rookies.
- Led the entire Twins organization in hits (179), rbi (97), walks (80), total bases (276), at-bats (606) and games (163) and was tied for first in doubles (36)...among Twins minor leaguers, he ranked first in rbi (83), second in hits (152), third in walks (68), fourth in runs (76) and seventh in doubles (30).
- Named Best Defensive First Baseman in the Eastern League by *Baseball America*...also ranked ninth-best prospect in the Twins' organization by same publication, entering the 2012 season.
- Named as the first baseman on minorleaguebaseball.com's 2011 Twins organizational All-Star team.

2010: Was invited to Twins Spring Training...assigned to minor league camp, March 21, and began the season at Double-A New Britain...transferred to Single-A Ft. Myers, May 17...transferred to New Britain, June 10...named Twins Minor League Player of the Week, July 16, after batting .444 with one double, two rbi, three runs scored, four walks and a .545 on-base percentage in five games...participated in the Arizona Fall League with the Peoria Saguaros, batting .339 (37-for-109) with 11 doubles, two triples, 13 rbi, 16 runs scored and 12 walks in 29 games...his 11 doubles were tied for league-lead...hit .387 (29-for-75) off right-handed pitching in the AFL.

2009: Spent entire season at Single-A Ft. Myers...homered in three straight games, June 9-11...named Florida State League Player of the Week, June 22-28, after batting .500 (9-for-18) with one home run and nine rbi...selected to play in the Florida State League All-Star Game...was the Florida State League home run derby winner...recorded five consecutive two-hit games, August 4-11...named to the Florida State League Postseason All-Star team...was ranked the 17th-best prospect in the Florida State League by *Baseball America*...hit 14 of his 16 home runs off right-handed pitching...led all Twins minor leaguers in walks (65) and strikeouts (109), was second in rbi (73) and third in home runs.

2008: Spent entire season at Single-A Beloit...homered in three consecutive games, April 5-7...batted .429 (6-for-14) with five runs scored, 10 rbi and three doubles to earn Twins' Minor League Player of the Week, April 19-26...hit six home runs in 20 June games...disabled for the remainder of the season with a left hand fracture, June 26...led the Miracle in home runs (14) and rbi (49) and tied for most walks (52) in the Twins system...ranked as the Best Power-Hitting prospect in the Twins organization by *Baseball America*, entering the 2009 season.

2007: Spent entire season at Single-A Beloit...batted .385 (5-for-13), with one triple, one home run and three rbi as Twins' Minor League Player of the Week, June 22-28...led the Snappers in doubles, home runs and rbi.

2006: Started his professional career with the GCL Twins and played in 45 games...homered in his first professional game, June 29 at GCL Pirates...transferred to Beloit, August 20...finished third in the GCL in home runs and slugging, fourth in rbi and fifth in extra-base hits (19)...was ranked the second-best prospect in the GCL by *Baseball America*...was ranked the fourth-best prospect in the Twins organization by *Baseball America*, entering the 2007 season...ranked as the Best Hitter for Average in the Twins organization by *Baseball America*, entering the 2007 season.

PROFESSIONAL: Signed by scout John Leavitt.

2011

PARMELEE'S GAME HIGHS

CAREER

Hits: 3, 2x, last 9/21 vs. Sea.

HR: 1, 4x, last 9/27 vs. K.C.

Hits: 3, 2x, last 9/21/11 vs. Sea.

HR: 1, 4x, last 9/27/11 vs. K.C.

RBI: 3, 2x, last 9/23 at Cle.

Hit-Strike: 6, 9/16-21

RBI: 3, 2x, last 9/23/11 at Cle.

Hit-Strike: 6, 9/16-21/11

Grand Slams: --

SB: --

Grand Slams: --

SB: --

PARMELEE'S PLAYING RECORD

YEAR	CLUB	AVG	G	AB	R	H	2B	3B	HR	RBI	SH	SF	HB	BB	SO	SB	CS	E	OBP
2006	GCL Twins	.279	45	154	29	43	7	4	8	32	0	2	0	23	47	3	3	5	.369
	Beloit	.227	11	22	2	5	1	0	2	0	0	0	0	5	9	0	2	0	.370
2007	Beloit	.239	128	447	56	107	23	5	15	70	0	4	4	46	137	8	4	7	.313
2008	Beloit	.239	69	226	41	54	10	3	14	49	1	5	5	52	83	3	1	6	.385
2009	Ft. Myers	.258	123	422	61	109	27	1	16	73	0	8	6	65	109	2	2	11	.359
2010	Ft. Myers	.338	22	80	9	27	2	1	2	17	0	0	0	13	11	0	1	1	.430
	New Britain	.275	111	411	51	113	25	2	6	44	0	7	2	43	70	3	2	11	.341
2011	New Britain	.287	142	530	76	152	30	5	13	83	0	9	3	68	94	0	1	6	.366
	MINNESOTA	.355	21	76	8	27	6	0	4	14	0	0	0	12	13	0	0	2	.443
Minor League Totals		.266	651	2292	325	610	125	21	74	370	1	35	20	315	560	19	16	47	.355
Major League Totals		.355	21	76	8	27	6	0	4	14	0	0	0	12	13	0	0	2	.443

PARMELEE'S FIELDING RECORD

POSITION	PCT	G	PO	A	E	TC	DP	PB
First Base	.989	20	164	12	2	178	19	—

2011 TWINS ORGANIZATION LEADERS

GAMES

1. Chris Parmelee.....	163
2. Danny Valencia.....	154
3. Brian Dinkelman.....	150
4. Ben Revere.....	149
5. Michael Cuddyer.....	139

HITS

1. Chris Parmelee.....	179
2. Ben Revere.....	160
3. Brian Dozier.....	157
4. Yangervis Solarte.....	151
5. Michael Cuddyer.....	150

AT-BATS

1. Chris Parmelee.....	606
2. Danny Valencia.....	564
3. Brian Dinkelman.....	542
4. Ben Revere.....	532
5. Michael Cuddyer.....	529

RBI

1. Chris Parmelee.....	97
2. Michael Gonzalez.....	76
3. Lance Ray.....	74
4. Danny Valencia.....	72
5. Daniel Ortiz.....	71

RUNS

1. Brian Dozier.....	92
2. Chris Parmelee.....	84
3. Mike Hollimon.....	82
4. Trevor Plouffe.....	80
5. Aaron Hicks.....	79

TOTAL BASES

1. Chris Parmelee.....	276
2. Michael Cuddyer.....	243
3. Brian Dozier.....	241
4. Trevor Plouffe.....	234
5. Joe Benson.....	226

DOUBLES

1. Chris Parmelee.....	36
Yangervis Solarte	
3. Joe Benson.....	35
4. Lance Ray.....	34
Even Bigley	

WALKS

1. Chris Parmelee.....	80
2. Chris Herrmann.....	79
3. Aaron Hicks.....	78
4. Michael Hollimon.....	64
5. Joe Benson.....	61



CARL PAVANO

RIGHT-HANDED PITCHER

48

HEIGHT/WEIGHT: 6-5/264

BORN: 1/8/76 in New Britain, CT

RESIDES: Palm Beach Gardens, FL

ACQUIRED: Trade with Cleveland, 8/7/09

M.L. SERVICE: 13 years, 161 days

CONTRACT STATUS: Signed thru 2012

BATS/THROWS: R/R
OPENING DAY AGE: 36

PERSONAL: Carl Anthony Pavano (pronounced pa-VAH-no)...wife Alissa (Zandy)...son Anthony Carl (11/15/08), daughter Presley Mara (10/24/09)...1994 graduate of Southington (Conn.) High School, winning the state championship as a senior...was All-State in 1993-94 and Gatorade "Player of the Year" in 1994...was the State MVP of the American Legion State Champions in 1993...hobbies include golfing, fishing, boating and movies.

2011:

- Was the Twins Opening Day starter and was dealt the loss, allowing eight runs (seven earned) on six hits in 4.0 innings with two walks and three strikeouts, April 1 at Toronto.
- Started the Twins Home Opener, April 8 vs. Oakland...earned the win, allowing one run on four hits in 8.0 innings with one walk and one strikeout.
- Recorded his 100th career victory, pitching his 15th career complete game, allowing two runs on nine hits with one walk and four strikeouts, June 3 at Kansas City.
- Recorded his 16th career complete game, earning the win, allowing one run on six hits with three walks and five strikeouts, June 15 vs. Chicago (AL).
- Went 3-1, 2.54 (39.0 ip, 11 er) in five June starts...his 39.0 innings pitched were tied for 10th-most in the American League.
- Recorded his 1,000th career strikeout, fanning Prince Fielder in the fifth inning, June 26 at Milwaukee.
- Led the Twins pitching staff in innings pitched prior to the All-Star Break (123.0 ip) and ranked 12th in the American League.
- Pitched 6.0-plus innings in 12 consecutive starts, May 18-July 21...pitched 7.0-plus in 10 of those outings.
- Tied a single-season career-high losing five straight starts, July 21-August 27...previously done, May 30-August 23, 2002.
- Reached 200.0 innings pitched, September 13 at Kansas City...became the first Twin since Johan Santana (2006 and 2007) to record consecutive 200.0-plus innings seasons.
- His 222.0 innings pitched marked the second-most of his career and most since 2004 when he had 222.1 with Florida...marked the fourth time in his career with 200.0-plus innings pitched.
- Pitched his third complete game and first shutout of the season in his final start, September 28 vs. Kansas City...earned the win, allowing five hits with no walks and three strikeouts, throwing 95 pitches...17th career complete game and eighth career shutout.
- Pitched 7.0-plus innings in 19 of his 33 starts...pitched 6.0-plus in 25 starts and in 10 of his last 11...his 19 outings of 7.0-plus innings were tied for ninth-most in the American League.
- Finished 11th in the American League in innings pitched...ranked 13th in pitches thrown with 3,383, which also marked a single-season career-high for Pavano.
- Led all of baseball in hits allowed with 262...18 hits more than the second-place pitcher, Florida's Ricky Nolasco (244).
- His 40 walks were the fifth-fewest in baseball among pitchers with at least 175.0 innings pitched and fourth-fewest in the American League.
- Led the Twins staff in starts, innings pitched, complete games and quality starts (18).
- Was given the Carl R. Pohlad Community Service Award, voted on by the Twin Cities chapter of the BBWAA.

MLB PITCHING LEADERS

MOST COMPLETE GAMES 2010-2011

1. Roy Halladay.....	17
2. Cliff Lee.....	13
3. Felix Hernandez.....	11
James Shields.....	11
5. Carl Pavano.....	10

2010: Started the season as the Twins' number three starter after re-signing in the off-season...made his first start, allowing one run on six hits in 7.0 innings with no walks and six strikeouts, April 7 at Los Angeles (AL)...started the first regular season game at Target Field, April 12 vs. Boston...threw the first pitch at 3:13 pm, recorded the first strikeout (David Ortiz in the second inning) and was the first winning pitcher, allowing one run on four hits in 6.0 innings...tossed 7.0-plus innings with two earned runs-or-less in four consecutive starts, tying the longest such stretch of his career, April 23-May 12...last time was with the Florida Marlins in May/June of 2004...tossed his first complete game of the season and eighth of his career, April 29 at Detroit...allowed three runs (two earned) on seven hits in an 8.0 inning loss...second complete game, ninth of his career, allowing one run on four hits, beating Roy Halladay, June 20 at Philadelphia...tossed a three-hit complete game shutout, his sixth career shutout and 10th career complete game, June 26 at New York (NL)...he also recorded two hits, marking the sixth multi-hit game of his career and first since 2004...first Twins pitcher to toss consecutive complete games since Nick Blackburn in 2009...Went 4-1, 2.25 (40.0 ip, 10 er) with two complete games in five June starts...recorded his 900th career strikeout, fanning Willy Aybar in the second inning, July 1 vs. Tampa Bay...finished the first-half 10-6, 3.58 (125.2 ip, 50 er) with 71 strikeouts and just 18 walks in 18 starts...was one of nine American League pitchers with 10-plus wins...was tied for third with three complete games and ranked third in innings pitched prior to the All-Star break...fourth complete game (11th career), allowing two runs on seven hits, July 17 vs. Chicago (AL)...game lasted just 1:52 as he opposed Mark Buehrle, who also pitched a complete game...fifth complete game and second shutout of season, allowing just five hits and walking one, July 22 at Baltimore...it was his seventh career shutout and 12th career complete game...first Twins pitcher to toss back-to-back complete games twice in one season

since Frank Viola in 1988 (May 1 and 6 & August 15 and 20)...won eight consecutive decisions, June 9-July 27...tied with Liriano for longest winning-streak by a Twins pitcher in 2010...won his 15th game on August 13 vs. Oakland (his 24th start), allowing two runs on 10 hits in 6.1 innings...became the first pitcher to reach 15 wins in so few starts since Brad Radke earned 15 in 24 starts in 1997...went 10-1, posting a 2.63 ERA (95.2 ip, 28 er) with four complete games, June 9-August 13...CC Sabathia was the only other pitcher in the Majors with 10 wins during that time frame...tied a club record by allowing 15 hits (Brad Radke, August 27, 2004 at Anaheim and Geoff Zahn, August 26, 1978 at Toronto), August 19 vs. Chicago (AL)...sixth complete game (13th career), allowing four runs on eight hits in 8.0 innings, August 24 at Texas...pitched his seventh complete game of the season (14th career), September 10 at Cleveland...he allowed two runs on six hits over 8.0 innings and suffered the loss...he also surpassed 200.0 innings pitched for the third time in his career...was one of just three pitchers in baseball with 200.0-plus inning pitched, 15-plus wins and five-plus complete games...the others being NL Cy Young winner Roy Halladay and NL Cy Young runner-up Adam Wainwright...his seven complete games were the most by a Twins pitcher since Jack Morris had 10 in 1991...earned his 17th and final win, September 16 at Chicago (AL)...finished the season one win short of his career-high of 18 in 2004 (Florida)...pitched 8.0-plus innings 11 times, his most ever in a season, going 6-5 in those games...pitched 7.0-plus innings in 21 starts (13-8)...recipient of the Joseph W. Haynes Award for Twins Pitcher of the Year, voted upon by the Twin Cities chapter of the BBWAA.


2009: Signed a one-year free agent Major League contract with Cleveland, January 6...made his Indians debut, April 9 allowing nine earned runs on six hits in 1.0 inning...recorded eight strikeouts, April 14 at Kansas City, his most strikeouts since June, 2004, while with the Marlins...earned his first victory of the season, May 1 at Detroit...tied season-high eight strikeouts, May 21 at Kansas City (6.0 innings)...finished the month of May going 5-1 with a 3.60 ERA (45.0 ip, 18 er) in seven starts...was one of three pitchers (Detroit's Rick Porcello/Justin Verlander) in baseball with five wins in May...fifth career complete game shutout, June 5 at Chicago (AL), allowing three hits, his first complete game since May 17, 2005 vs. Seattle...did not start from June 16-23 (neck/shoulder)...won his seventh game of the season, July 4 vs. Oakland...made his final start with the Indians, August 2 vs. Detroit...traded to Minnesota for PTBNL (Yohan Pino), August 7...earned his first win as a Twin, allowing one run on six hits in 8.0 innings, August 2 at Detroit...beat the Tigers in his next start, tossing 7.0 shutout innings, August 8 at the Metrodome...made one postseason start and set a Twins' postseason record for most strikeouts in one game when he struck out nine Yankees on 10/11 at Min...finished second in the American League with a 1.76 walks-per-9.0 innings pitched ratio, behind Toronto's Roy Halladay (1.32), and fourth in strikeouts-per-walk ratio at 3.77...tossed 6.0-plus innings in nine of 12 starts with the Twins.

2008: Was 1-1 with a 3.32 ERA in five combined rehab starts with Single-A Charleston and Double-A Trenton in 2008...made his first Major League start and appearance of the season, August 23 at Baltimore after missing the team's first 128 games while recovering from reconstructive surgery on his right elbow...recorded the win in a 5-3 Yankees victory, pitching 5.0 innings allowing three earned runs...was his first win and appearance since April 9, 2007 at Minnesota...earned the win in a 2-1 Yankees victory, August 29 vs. Toronto allowing just one run in 6.0 innings in his first start at Yankee Stadium since Opening Day in 2007 vs. Tampa Bay (April 2, 2007)...retired 18 of 22 batters faced...the win came 1,221 days after his last win at Yankee Stadium (April 26, 2005 vs. Los Angeles-AL)...according to the Elias Sports Bureau, the last Yankees pitcher to go as many days between wins at Yankee Stadium - while pitching for no other Major League team in the interim - was Tommy Byrne, who went 1,751 days between wins from October 2, 1943-July 18, 1948, due to military service.

2007: Was 1-0 with a 4.76 ERA in two starts with the Yankees...made his first career Opening Day start on April 2, recording a no-decision in a 9-5 Yankees victory vs. Tampa Bay (4.1 innings)...was his first Major League start since June 27, 2005, a span of one year, 279 days...according to the Elias Sports Bureau, no pitcher had started on Opening Day after such a long absence since Vinegar Bend Mizell pitched for the Cardinals on Opening Day on April 17, 1956 after a hiatus of more than two years while serving in the military...recorded the win, April 9 at Minnesota - his first win since May 25, 2005 at New York (NL) - allowing two runs in 7.0 innings...was his second and final start of the season...was placed on the 15-day disabled list on April 15 (retroactive to April 10) with right forearm tightness...underwent "Tommy John" surgery on June 5 by Dr. David Altchek at the Hospital for Special Surgery in New York to repair the ulnar collateral ligament in his right elbow...was transferred to the 60-day DL on that same day through the rest of the season (missed 156 team games).

2006: Did not make a Major League appearance due to injuries (Yankees)...missed the beginning of spring training with lower back stiffness...was placed on the 15-day disabled list, March 29 with right shoulder tendonitis...made three rehab starts (one with Single-A Tampa and two with Double-A Trenton) from May 7-17...in his rehab start on May 17 with Trenton vs. Portland, left game after 1.0 inning after experiencing discomfort in his right elbow...underwent arthroscopic surgery to remove a bone chip from his right elbow...the surgery was performed by Dr. James Andrews in Birmingham, Alabama...made four rehab starts from August 10-25...in his final rehab start with Triple-A Columbus, August 25 vs. Indianapolis, he left the game because of soreness under his right armpit and revealed that the injury occurred from a car accident on August 15...was transferred to the 60-day disabled list with a right rib fracture on September 5.

2005: Had his first season with the Yankees cut short due to rotator cuff tendonitis, going 4-6 with a 4.77 ERA in 17 starts...on April 10 vs. Baltimore, recorded the loss in a 7-2 Orioles win...was removed from the game in the third inning after he was hit on the right side of his head by a line drive (hit by Melvin Mora) and suffered a mild concussion...recorded his first win as a Yankee on April 20 at Toronto in an 11-2 Yankees' victory...tossed his first complete game shutout as a Yankee in a 6-0 win, May 17 at Seattle...marked the fourth shutout of his career and the first since September 10, 2004 (with Florida) at Chicago (NL)...won four consecutive decisions over seven starts from April 20-May 22...made his final start of the season on June 27 at Baltimore, allowing nine hits and four earned runs in 6.0 innings without receiving the decision in a 6-4 Yankees victory...was placed on the 15-day disabled list on July 7 (retroactive to June 28) with right shoulder tendonitis...made the first of two rehab starts with the GCL Yankees on July 27...was re-evaluated by Team Physician Dr. Stuart Hershon and Dr. James Andrews and was diagnosed with rotator cuff tendonitis and associated pain in his humerus...was prescribed at least six weeks of rest and rehab for the condition.



2004: Set a career high in wins, going 18-8 with a career-low 3.00 ERA in 31 starts with Florida...established the Marlins' All-Time wins record, surpassing the previous mark of 17 victories, done by Kevin Brown in 1996 and Alex Fernandez in 1997...finished tied for second in the National League and tied for fourth in the Majors in wins with Roger Clemens, Bartolo Colon, Kenny Rogers and Jason Schmidt, behind only Curt Schilling (21), Roy Oswalt and Johan Santana (20 each)...named to his first All-Star team and pitched 2.0 innings in the game...ranked seventh in the NL in ERA, sixth in innings pitched (222.1), tied for third in shutouts (two) and seventh in winning percentage (.692)...Florida posted a 22-9 record in his 31 starts (.710 winning percentage)...finished tied for fifth in the NL with 23 quality starts (74.2%)...ranked seventh in the NL, allowing 1.98 walks-per-game...allowed one walk-or-less 18 times and no bases on balls in five starts...posted a career-best six-game winning streak over seven starts from May 24-June 27...went 5-0 with a 1.37 ERA in June, earning National League "Pitcher of the Month"...tossed his first of two complete game shutouts of the year on June 16 vs. Chicago (AL), as he allowed three hits and one walk (intentional) and tied a season-high with eight strikeouts...added his second shutout of the year on September 10 (Game 1 of a doubleheader) against the Chicago Cubs at Wrigley Field, when he allowed seven hits and struck out six...as a hitter, recorded a career-high 13 hits on the season (two home runs).

2003: Made a career-high 33 appearances (32 starts) with Florida...the Marlins went 18-15 in his 33 appearances...led the Marlins with 21 quality starts...ranked second on the team, allowing 19 homers for the second time in his career (also 2002)...ranked 10th in the National League in fewest walks-per-nine innings (2.19)...set a career-high with 10 strikeouts over 8.0 innings on August 30 vs. Montreal...started Florida's Wild Card-clinching game on September 26 vs. the Mets, allowing three runs in 7.0 innings...in his only career playoff action, went 2-0 with a 1.40 ERA in eight games (two starts)...appeared in two World Series games vs. the Yankees...made the start at home in Game 4 on October 22, holding the Yankees to one run in 8.0 innings (7 hits and no walks) as the Marlins won the 12-inning game, 4-3.

2002: Combined to post a 6-10 record with a 5.16 ERA in 37 games (22 starts) with the Florida Marlins and the Montreal Expos...began the year 3-8 with a 6.30 ERA in 15 games (14 starts) for Montreal...was optioned to Triple-A Ottawa on June 19...went 3-2 with a 3.79 ERA in 22 games (eight starts) with Florida after being acquired from the Expos, July 11...made his Marlins debut in relief on July 12 at Chicago (NL)...made 14 relief appearances with Florida before joining the Marlins' starting rotation...made his first Marlins start on August 23 at San Diego and took the loss.

2001: Made eight starts for the Montreal Expos, losing each of his first four starts of the season, as he made his way back from right elbow surgery...began the year on the 15-day disabled list and was transferred to the 60-day DL on April 13...made six rehab starts (three with Single-A Jupiter and three with Triple-A Ottawa)...was reinstated on August 15 and made the start that night at Los Angeles (NL)...was optioned to Triple-A Ottawa on August 22...was recalled by the Expos, September 1.

2000: Began the season with Montreal...saw his season end on June 24 due to soreness in his throwing arm...before the injury, ranked fifth in the NL in ERA...left the game on June 24 against the Phillies due to soreness in his right arm...placed on the D.L. on June 25 with tendonitis in his right triceps...underwent surgery on August 22 in Birmingham, Ala., to remove bone chips from his right elbow.

1999: Limited to 19 games (18 starts) and 104.0 innings while with the Montreal Expos because of injuries...won six of his eight decisions from May 4-June 25, and had a 4.86 ERA...included, was a stretch of 16.0 consecutive scoreless innings...made his final start of the year, July 11...placed on the 15-day disabled list on July 12 with right elbow soreness...underwent an MRI and was examined by Dr. James Andrews, October 12, revealing tendonitis.

1998: Made 24 outings (23 starts) during his rookie season with the Montreal Expos...did not make an appearance in spring training, suffering from shoulder tendonitis...opened the season in the minors, making seven starts with Single-A Jupiter and Triple-A Ottawa (1-0, 4.28 ERA)...was recalled on May 23 and made his Major League debut that night vs. Philadelphia...held the Phillies to two runs (one earned) in 7.0 innings but did not receive a decision in the 3-2 Expos "walk-out" win...collected his first Major League win in his third career outing on June 2 at Philadelphia (7.1 ip, 2 er)...made five starts of 7.0-plus innings, including a season-long 7.1 innings twice...made his first and only relief appearance of the year on the season's final day on September 27 at St. Louis...took the loss after surrendering Mark McGwire's 70th homer of the season...after the game, donated his glove to the National Baseball Hall of Fame...was acquired by the Expos following the 1997 season along with a player to be named later (RHP Tony Armas, Jr.) from the Boston Red Sox in exchange for RHP Pedro Martinez...ranked by *Baseball America* as the sixth-best rookie in the Majors behind Kerry Wood, Orlando Hernandez, Rolando Arrojo, Kerry Ligtenberg and Steve Woodard.

1997: Pitched for Triple-A Pawtucket in the Red Sox organization...was named the International League's top prospect by league managers in *Baseball America*...finished third in the league with a 3.12 ERA and 147 strikeouts and was tied for first in wins...began the season on Pawtucket's disabled list with right shoulder tendonitis...was reinstated on April 25 and made his Triple-A debut the next night vs. Ottawa (5.0 innings, five strikeouts)...after a loss on May 1, won eight consecutive decisions over 13 starts, tying a Pawtucket record set by Allen Ripley in 1977...was 4-0 with a 1.99 ERA in six starts in June and was named Pawtucket Player of the Month and Boston Red Sox Minor League Pitcher of the Month...placed on the disabled list from July 1-13 with right elbow tendonitis...named to the midseason Triple-A All-Star team but did not play due to the injury...had four games with 10 or more strikeouts...named to the postseason Triple-A All-Star team.

1996: Spent the season with Double-A Trenton...named the Minor League Pitcher of the Year by Howe Sportsdata and the Red Sox Minor League Pitcher of the Year...led all Double-A pitchers with a club-record 16 wins and led league with a 2.63 ERA...ranked fifth among the league's top prospects by *Baseball America*, behind Vladimir Guerrero, Scott Rolen, Jamey Wright and Luis Castillo...ranked among league leaders with six complete games (tied for first), 185.0 innings (second), 230 BAA (second), and 94 strikeouts (fourth)...named the league's "Pitcher of the Year" and was selected to the All-Star team.

1995: Led Single-A Michigan with 138 strikeouts, the fourth-highest total in the Midwest League...averaged 8.79 strikeouts-per-9.0 innings, third in the league among starters.

1994: Made his professional debut at Ft. Myers in the Rookie Gulf Coast League...averaged 9.61 strikeouts-per-9.0 innings pitched.

PROFESSIONAL: Boston's 13th round pick in the 1994 First-Year Player Draft...signed by scouts Buzz Bowers and Ray Fagnant.

2011

PAVANO'S GAME HIGHS

CAREER

IP: 9.0, 3x, last 9/28 vs. K.C.

Walks: 3, 3x, last 6/15 vs. CWS.

IP: 9.0, 14x, last 9/28/11 vs. K.C. Walks: 7, 5/1/04 at S.F.

SO: 7, 4/14 at T.B.

CG: 3x, last 9/28 vs. K.C.

SO: 10, 8/30/03 vs. Mon.

CG: 17x, last 9/28/11 vs. K.C.

Win Streak: 3, 6/3-21

Low-Hit: 5, 9/28 vs. K.C.

Win-Streak: 8, 6/9-7/27/10

Low-Hit: 3, 4x, last 6/26/10 at NYM.

PAVANO'S PITCHING RECORD

YEAR	CLUB	W-L	ERA	G	GS	CG	SH	SV	IP	H	R	ER	HR	HB	BB	SO	WP	BK	BAA
1994	GCL Red Sox	4-3	1.84	9	7	0	0	0	44.0	31	14	9	1	1	7	47	4	1	1.86
1995	Michigan	6-6	3.44	22	22	1	0	0	141.1	118	63	54	7	6	52	138	9	0	2.27
1996	Trenton	16-5	2.63	27	26	6	2	0	185.0	154	66	54	16	11	47	146	7	1	2.30
1997	Pawtucket	11-6	3.12	23	23	3	0	0	161.2	148	62	56	13	6	34	147	7	1	2.39
1998	Ottawa	1-0	2.41	3	3	0	0	0	18.2	12	5	5	1	5	7	14	1	0	1.90
	MONTREAL	6-9	4.21	24	23	0	0	0	134.2	130	70	63	18	8	43	83	1	0	2.51
	Jupiter	0-0	6.60	4	4	0	0	0	15.0	20	11	11	1	0	3	14	0	0	3.33
1999	Ottawa	0-1	9.00	2	2	0	0	0	5.0	7	5	5	1	0	0	3	0	0	3.18
	MONTREAL	6-8	5.63	19	18	1	1	0	104.0	117	66	65	8	4	35	70	1	2	2.85
2000	MONTREAL	8-4	3.06	15	15	0	0	0	97.0	89	40	33	8	8	34	64	1	1	2.48
2001	MONTREAL	1-6	6.33	8	8	0	0	0	42.2	59	33	30	7	2	16	36	0	1	3.31
	Ottawa	2-1	3.58	4	4	0	0	0	27.2	27	13	11	4	3	5	19	1	0	2.48
	Jupiter	1-1	2.19	3	3	0	0	0	12.1	10	7	3	1	1	2	11	0	0	2.13
2002	MONTREAL	3-8	6.30	15	14	0	0	0	74.1	98	55	52	14	7	31	51	2	1	3.18
	FLORIDA	3-2	3.79	22	8	0	0	0	61.2	76	33	26	5	3	14	41	1	1	3.06
	Ottawa	3-0	3.10	3	3	0	0	0	20.1	23	8	7	2	0	2	9	1	0	2.95
2003	FLORIDA	12-13	4.30	33	32	2	0	0	201.0	204	99	96	19	7	49	133	3	2	2.65
2004	FLORIDA	18-8	3.00	31	31	2	2	0	222.1	212	80	74	16	11	49	139	2	3	2.53
2005	NEW YORK (AL)	4-6	4.77	17	17	1	1	0	100.0	129	66	53	17	8	18	56	2	1	3.15
	GCL Yankees	0-0	1.80	1	1	0	0	0	5.0	2	2	1	1	0	0	5	0	0	1.18
	Tampa	0-1	4.50	1	1	0	0	0	6.0	6	3	3	1	0	0	3	0	0	2.50
2006	Trenton	1-0	1.64	3	3	0	0	0	11.0	6	2	2	0	1	0	12	0	0	1.50
	Tampa	0-2	2.31	3	3	0	0	0	11.2	10	6	3	2	1	3	10	0	0	2.38
	Columbus	1-0	3.00	1	1	0	0	0	6.0	8	2	2	0	0	1	5	0	0	3.81
2007	NEW YORK (AL)	1-0	4.76	2	2	0	0	0	11.1	12	7	6	1	0	2	4	0	0	2.73
2008	Charleston	0-0	1.80	2	2	0	0	0	5.0	6	1	1	0	0	1	6	0	0	3.00
	Trenton	1-1	3.86	3	3	0	0	0	14.0	14	6	6	3	2	3	13	2	0	2.59
	NEW YORK (AL)	4-2	5.77	7	7	0	0	0	34.1	41	23	22	5	4	10	15	0	1	3.06
2009	CLEVELAND	9-8	5.37	21	21	1	1	0	125.2	150	80	75	19	3	23	88	4	0	2.99
	MINNESOTA	5-4	4.64	12	12	0	0	0	73.2	85	39	38	7	3	16	59	1	0	2.84
2010	MINNESOTA	17-11	3.75	32	32	7	2	0	221.0	227	95	92	24	6	37	117	4	0	2.66
2011	MINNESOTA	9-13	4.30	33	33	3	1	0	222.0	262	123	106	23	8	40	102	4	2	2.94
	Minor League Totals	47-27	3.04	114	111	10	2	0	689.2	602	276	233	54	37	167	602	32	3	2.34
	American League Totals	49-44	4.48	124	124	12	5	0	788.0	906	433	392	96	32	146	441	15	4	2.89
	National League Totals	57-58	4.21	167	149	5	3	0	937.2	985	476	439	95	50	95	271	11	12	2.71
	Major League Totals	106-102	4.33	291	273	17	8	0	1725.2	1891	909	831	191	82	417	1058	26	16	2.80

PAVANO'S BATTING RECORD

BATTING	AVG	AB	R	H	2B	3B	HR	RBI	SH	SF	HB	BB	SO	SB	CS	OBP
Career	.142	309	14	44	8	2	2	14	36	0	1	4	122	0	0	.156
Last Home Run: 8/22/04 at San Diego off Sterling Hitchcock																

PAVANO'S FIELDING RECORD

POSITION	PCT	G	PO	A	E	TC	DP	PB
Pitcher	.980	291	107	236	7	350	22	—

PAVANO'S ALL-STAR RECORD

YEAR	HOST	W-L	ERA	G	GS	CG	SH	SV	IP	H	R	ER	HR	HB	BB	SO	WP	BK	BAA
2004	Houston	0-0	9.00	1	0	0	0	0	2.0	3	2	2	1	0	0	1	0	0	5.00

PAVANO'S DIVISION SERIES RECORD

YEAR	CLUB	W-L	ERA	G	GS	CG	SH	SV	IP	H	R	ER	HR	HB	BB	SO	WP	BK	BAA
2003	Florida	2-0	0.00	3	0	0	0	0	2.2	1	0	0	0	1	1	1	0	0	1.11
2009	New York (AL)	0-1	2.57	1	1	0	0	0	7.0	5	2	2	2	0	0	9	0	0	2.00
2010	New York (AL)	0-1	6.00	1	1	0	0	0	6.0	10	4	4	1	0	1	3	0	0	3.85
	Division Series Totals	2-2	3.45	5	2	0	0	0	15.2	16	6	6	3	1	2	13	0	0	2.67

PAVANO'S LEAGUE CHAMPIONSHIP RECORD

YEAR	CLUB	W-L	ERA	G	GS	CG	SH	SV	IP	H	R	ER	HR	HB	BB	SO	WP	BK	BAA
2003	Florida	0-0	2.35	3	1	0	0	0	7.2	8	1	1	0	0	1	8	0	0	2.86

PAVANO'S WORLD SERIES RECORD

YEAR	CLUB	W-L	ERA	G	GS	CG	SH	SV	IP	H	R	ER	HR	HB	BB	SO	WP	BK	BAA
2003	Florida	0-0	1.00	2	1	0	0	0	9.0	8	1	1	0	0	1	6	0	0	2.50



STEVE PEARCE

INFIELDER

39

HEIGHT/WEIGHT: 5-11/210
BORN: 4/13/83 in Lakeland, FL
RESIDES: Lakeland, FL

BATS/THROWS: R/R
OPENING DAY AGE: 28

ACQUIRED: Signed as free agent, 12/19/11
M.L. SERVICE: 2 years, 165 days
CONTRACT STATUS: Signed thru 2012

NON-ROSTER INVITE

PERSONAL: Steven Wayne Pearce...wife Jessica (Jensen)...2001 graduate of Lakeland (FL) High School, where he was a four-year letter-winner in baseball and posted a career .400 average...played two seasons at Indian River (FL) Community College (2002-03) and led the team in batting average both seasons while hitting a total of 17 home runs...played two seasons of NCAA baseball at the University of South Carolina (2004-05) and led the Gamecocks in batting average, home runs and rbi both years...hit 42 home runs in his two seasons with USC to become the first player in school history to reach the 40-homer plateau that quickly...batted .346 with 21 home runs and 70 rbi to lead South Carolina to its third consecutive appearance in the College World Series as a junior in 2004...named USC's Rookie of the Year and was selected to both the NCAA Regional All-Tournament Team and the College World Series All-Tournament Team...set a South Carolina school record with a 1.000 fielding percentage (416 PO, 22 A, 0 E) in 50 games at first base in 2004...played for the Cotuit Kettlers of the Cape Cod League during the summer of 2004 and hit .275 with one home run...batted .358 with 21 home runs and 63 rbi and was a Second-Team All-SEC selection, a *Baseball America* Second-Team All-American and the NCBWA District IV Player of the Year as a senior in 2005.

2011:

- Made Pittsburgh's Opening Day roster for the first time in his career and made season debut in fourth game, April 4 at St. Louis and played final inning at first base.
- Made his first career appearance at third base, April 9 vs. Colorado...made his first start, April 14 vs. Milwaukee (third base).
- Appeared in second spot of starting lineup for first time in his career, going 3-for-5 with a homer and two rbi, May 25 vs. Atlanta.
- Placed on 15-day disabled list with a right calf strain, May 29-July 22...went on rehab assignment, playing three games with Single-A Bradenton and one game with the GCL Pirates and seven games with Triple-A Indianapolis...reinstated, July 22.
- Placed on the 15-day disabled list, August 23 with a broken right index finger and didn't play again.
- Transferred to 60-day disabled list, September 14.
- Hit .291 (16-for-55) with 10 rbi in 28 games before the All-Star break and .077 (3-for-39) with no rbi after the break.
- Made 16 appearances (nine starts) at first base, 10 appearances (seven starts) at third base and five appearances (two starts) in right field with Pittsburgh...made two errors (one fielding and one throwing) while playing third base, one throwing error at first base and one fielding error in right field.

2010: Began season with Triple-A Indianapolis...reached base safely in 21 of his first 23 games...recalled by Pittsburgh, May 4...recorded his first rbi but left game with right posterior knee soreness, May 14 at Chicago (NL)...career-high three hits, including two doubles, May 19 vs. Milwaukee...suffered right ankle sprain, May 24 and was placed on the 15-day disabled list, May 25...played two games on rehab assignment with Bradenton in the Florida State League, June 17-18...had rehab assignment transferred to Indianapolis, June 19 and went 12-for-43 (.279) with a homer, seven rbi and four stolen bases with the Indians...underwent arthroscopic surgery, August 4 to repair the patella tendon in his left knee, a procedure performed by Dr. Patrick DeMeo in Pittsburgh.

2009: Began season with Triple-A Indianapolis...reached base safely in 14 straight games, April 21-May 5 and in 30-of-31, April 21-May 23...recalled by Pittsburgh, June 20 when Craig Monroe was designated for assignment...made season debut with the Pirates, June 21 at Colorado optioned back to Indianapolis, July 9...recalled by Pittsburgh a second and final time, July 23...hit his first home run of the season, July 31 vs. Washington (John Lannan)...reached base safely in 11 straight games, August 3-17...made total of 42 appearances (41 starts) at first base and one start in right field...had two errors (both throwing) while playing first base.

2008: Started the season with Triple-A Indianapolis...hit a three-run walk-off home run and went 3-for-4 with four rbi, June 20 vs. Rochester...recalled by Pittsburgh, July 2...doubled as a pinch hitter in third at-bat with Pirates, July 6 at Milwaukee...optioned back to Triple-A, July 8 and played 14 games before being recalled by Pittsburgh, July 26 when Xavier Nady was traded...hit game-winning double in 12th inning, August 8 at Philadelphia...had two hits, including game-winning single, August 11 at New York (NL)...optioned to Indianapolis and played 10 games before being recalled by Pittsburgh for the final time, September 2...hit first Major League home run in 137th career at-bat off Randy Wolf, September 9 at Houston...batted .275 with four homers and eight rbi in 17 games after being recalled in September...made a total of 27 starts in right field for the Pirates and committed two errors (one fielding and one throwing)...played Winter Ball in Mexico and hit .203 (12-for-59) with seven rbi in 18 games with Mazatlan.

2007: Began season with Single-A Lynchburg...named Carolina League Player of the Week for the week, April 23-29 after hitting .484 (15-for-31) with eight homers and 16 rbi in seven games...set a Hillcats record by homering in five straight games, April 21-26...finished at Lynchburg with a club-record seven consecutive multi-rbi games...transferred to Altoona, May 1 and led team in rbi despite playing just 81 games...his .334 average with Curve was the second-highest, single-season batting average in club history (Jeff Keppinger's .338 average in 2004 was the club record)...batted .404 (40-for-99) with eight home runs and 34 rbi in 27 games in June and was named Eastern League Player of the Month...was named to Eastern League mid-season All-Star team, July 11 in Norwich, Ct...played in the MLB Futures Game, July 8 at AT&T Park in San Francisco, going 0-for-1 with a walk in two plate appearances for the U.S. Team...tied Ronny Paulino's team-record by reaching base safely in 33 consecutive games, June 15-July 22...named Altoona's Most Valuable Player and was leading the Eastern League in both batting average

and slugging percentage at the time of his promotion to Indianapolis, July 30...became first Indy player to register six rbi in a game, August 16 at Durham...had contract selected by Pittsburgh, September 1...made Major League debut as a starter in right field, September 1 at Milwaukee and singled off Dave Bush in second at-bat for first career hit...tripled and recorded first Major League rbi, September 3 at St. Louis...named Minor League Player of the Year by MiLB.com and captured the J.G. Taylor Spink Award as the Topps/Minor League Player of the Year...combined to hit .333 with 31 home runs and 113 rbi in 134 minor league games between all three levels...ranked third among all minor league players in total bases (303), fourth in rbi, fifth in extra-base hits (75), fifth in slugging percentage (.622) and tied for seventh in home runs...led all Pittsburgh minor leaguers in home runs, rbi and extra-base hits (75)...became first position player in the Pirates organization to make the jump from Single-A to the Major Leagues in the same season since catcher Yamid Haad in 1999...ranked by *Baseball America* as Pittsburgh's third-best prospect, Best Power Hitter and Best Hitter for Average, entering the 2008 season.

2006: Began season with Single-A Hickory...was the South Atlantic League's Player of the Week for the week, April 24-30 after hitting .391 with three doubles, five home runs and 12 rbi in seven games...transferred to Lynchburg, May 24 and was among the South Atlantic League's top five in home runs (12), rbi (38), slugging percentage (.606) and extra-base hits (26) at the time of the promotion...finished season with Lynchburg...ranked second in the Carolina League in slugging (.482) and committed the most errors among league first basemen (10)...combined to hit .273 with 26 home runs and 98 rbi in 131 games between the two levels...led all Pittsburgh minor leaguers in home runs and was second in rbi...ranked by *Baseball America* as Pittsburgh's third-best prospect, entering the 2007 season.

2005: Made professional debut with Single-A Williamsport...named the New York-Penn League Player of the Week, August 22-28 after hitting .450 (9-for-20) with two doubles, two home runs and seven rbi in five games...had first career two-homer game, August 25 vs. Brooklyn...led New York-Penn League in doubles and finished fourth in the league in rbi and extra-base hits (33)...led league first basemen in games played (71), total chances (718), putouts (651), assists (58) and double plays (65)...tied for the most errors among league first basemen (nine)...named to both the mid-season and post-season All-Star teams...recorded 24 multi-hit games for the Crosscutters...hit .340 (18-for-53) against lefties and .292 (64-for-219) with all seven of his home runs against right-handers.

PROFESSIONAL: Pittsburgh Pirates' 8th round pick in the June 2005 First-Year Player Draft...signed by scout Jack Powell...originally drafted by the Twins in the 45th round of the 2003 Draft and the Boston Red Sox in the 10th round of the 2004 Draft, but did not sign with either.

2011

Hits: 3, 5/25 vs. Atl.
RBI: 2, 3x, last 5/28 at CHC.
Grand Slams: --

HR: 1, 5/25 vs. Atl.
Hit-Strike: 3, 5/8-10
SB: --

PEARCE'S GAME HIGHS

Hits: 3, 2x, last 5/25/11 vs. Atl.
RBI: 2, 14x, last 5/28/11 at CHC.
Grand Slams: --

CAREER

HR: 1, 9x, last 5/25/11 vs. Atl.
Hit-Strike: 5, 2x, last 8/25-29/09
SB: 1, 5x, last 8/15/09 at CHC.

PEARCE'S PLAYING RECORD

YEAR	CLUB	AVG	G	AB	R	H	2B	3B	HR	RBI	SH	SF	HB	BB	SO	SB	CS	E	OBP
2005	Williamsport	.301	72	272	48	82	26	0	7	52	0	3	2	35	43	2	4	9	.381
2006	Hickory	.288	41	160	35	46	13	1	12	38	0	0	4	15	32	1	3	6	.363
	Lynchburg	.265	90	328	48	87	27	1	14	60	1	4	10	34	65	7	5	10	.348
2007	Lynchburg	.347	19	75	19	26	4	1	11	24	0	1	1	8	13	2	0	1	.412
	Altoona	.334	81	290	57	97	27	2	14	72	0	8	4	33	45	7	2	7	.400
	Indianapolis	.320	34	122	18	39	9	1	6	17	0	0	3	6	12	5	0	2	.366
	PITTSBURGH	.294	23	68	13	20	5	1	0	6	0	0	0	5	12	2	1	0	.342
2008	Indianapolis	.251	103	386	47	97	26	1	12	60	4	6	5	32	75	10	4	8	.312
	PITTSBURGH	.248	37	109	6	27	7	0	4	15	0	2	3	5	22	2	0	2	.294
2009	Indianapolis	.286	77	273	37	78	18	1	13	54	1	3	6	34	46	3	7	5	.373
	PITTSBURGH	.206	60	165	19	34	13	1	4	16	0	0	0	21	43	1	0	2	.296
2010	Bradenton	.429	2	7	2	3	2	0	0	2	0	0	0	1	1	0	0	0	.500
	Indianapolis	.326	35	129	25	42	14	2	3	15	0	4	1	24	27	7	2	3	.424
	PITTSBURGH	.276	15	29	4	8	2	1	0	5	0	2	0	7	6	0	0	1	.395
2011	GCL Pirates	.667	1	3	0	2	0	0	0	2	0	0	0	1	1	0	0	0	1.750
	Bradenton	.000	3	6	2	0	0	0	0	0	0	0	0	4	2	0	0	0	.400
	Indianapolis	.267	7	30	5	8	2	0	3	6	0	0	0	9	0	0	0	0	.267
	PITTSBURGH	.202	50	94	8	19	2	0	1	10	1	2	1	7	21	0	0	4	.260
Minor League Totals		.292	565	2081	343	607	168	10	95	402	6	29	36	227	371	44	27	53	.367
Major League Totals		.232	185	465	50	108	29	3	9	52	1	6	4	45	104	5	1	9	.302

PEARCE'S FIELDING RECORD

POSITION	PCT	G	PO	A	E	TC	DP	PB
First Base	.993	71	531	46	4	581	53	—
Third Base	.895	10	6	11	2	19	1	—
Outfield	.967	53	86	2	3	91	0	—
Totals	.987	134	623	59	9	691	54	—



LUIS PERDOMO

RIGHT-HANDED PITCHER

67

HEIGHT/WEIGHT: 6-0/170
BORN: 4/27/84 in San Cristobal, DR
RESIDES: San Cristobal, DR

ACQUIRED: Signed as free agent, 11/17/11
M.L. SERVICE: 1 year, 4 days

CONTRACT STATUS: Signed thru 2012

BATS/THROWS: R/R
OPENING DAY AGE: 27

NON-ROSTER INVITE

PERSONAL: Luis M. Perdomo...makes his off-season home in San Cristobal, Dominican Republic.

2011:

- Spent the season with Triple-A Tucson...led club in games (65) and recorded 10 saves in 16 opportunities.
- Converted four straight save opportunities on two occasions: April 24-May 6 and again June 14-20.
- Did not allow a home run in 31 consecutive appearances (32.2 ip), April 24-July 2.
- Pitched in 10 games for Aguilas Cibaenas in the Dominican Winter League, posting a 2.08 ERA (13.0 ip, 3 er) with 11 strikeouts and two walks.

2010: Pitched in a team-high 58 games at Triple-A Portland, posting a 3.40 ERA (82.0 ip, 31 er)...was tied for third in the Pacific Coast League in appearances...recalled twice from Triple-A Portland, but made just one Major League appearance...returned to Portland the next day after both call-ups (May 2 and August 28)...posted a 1.21 ERA (44.2 ip, 6 er) for the Beavers from May 2-July 16...his only appearance with the Padres came in the ninth inning in a 5-0 loss, August 29 vs. Philadelphia.

2009: Claimed off waivers by San Diego, April 10...made his Major League debut, allowing one run on a solo homer by Carlos Delgado in 1.0 inning, April 15 at New York (NL)...allowed 10 of 25 inherited runners to score (40.0 percent)...worked more than 1.0 inning in 21 of his outings, and at least 3.0 innings in six games...tossed a career-high 4.0 innings, June 2 vs. Philadelphia...earned his first Major League win, pitching 3.0 perfect innings, May 16 vs. Cincinnati...placed on the disabled list with a strained left knee, June 8...made one rehab appearance for Triple-A Portland and was reinstated, June 26...struck out a career-high seven batters, July 25 at Washington, which marked a tie for most strikeouts in one outing by a Major League reliever in 2009.

2008: Split the season between Single-A Kinston and two Double-A clubs in Akron and Springfield...combined to go 7-3, 2.36 (72.1 ip, 19 er) with 20 saves in 50 games between all three teams...named to Carolina League mid-season and post-season All-Star teams...ranked first among Carolina League relievers in opponent batting average (.146), and was third in saves (18)...traded to St. Louis in exchange for right-handed pitcher Anthony Reyes, July 26...selected by the Giants in the Rule 5 Draft, December 11, 2008.

2007: Pitched in a career-high 56 games for Single-A Lake County...finished second in the South Atlantic League in appearances and fourth in games finished (40)...tied for second in the Indians minor league system in appearances.

2006: Spent the entire year with the GCL Indians, making 19 relief appearances...ranked second in the GCL in saves, appearances and games finished (17).

2005: Pitched with the DSL Indians for the third consecutive season...recorded 45 strikeouts and walked just 14 batters in 45.1 innings pitched...made the first two starts of his professional career.

2004: Posted a 1.35 ERA (33.1 ip, 5 er) in 25 relief appearances with the DSL Indians...recorded six saves and held opponents to a .172 batting average with just one home run allowed.

2003: Began his professional career with the DSL Indians, making 14 relief appearances...went 1-0, 4.35 (20.2 ip, 10 er) with 10 strikeouts and one save.

PROFESSIONAL: Originally signed by Cleveland as a non-drafted free agent, April 23, 2003.

EARNED RUNS RULE

The determination of earned-runs is as follows:

'An earned-run is a run for which the pitcher is held accountable. In determining earned-runs, the inning should be reconstructed without the errors and passed balls, and the benefit of the doubt should always be given to the pitcher in determining which bases would have been reached with errorless play.'

Until 1969, a reliever could not be charged with an earned-run if he entered the game after the side could have been retired but for an error, no matter how many runs he subsequently gave up in that inning. Now, runs scored by batters who reach base off the reliever are charged as earned on that pitcher's record. They are not, however, charged as earned against the team as a whole. Therefore, a discrepancy may occur between the total earned-runs charged against a team and the sum total of the earned-runs charged against the individual pitchers of that team.

2011

PERDOMO'S GAME HIGHS

CAREER

IP: --

Walks: --

IP: 4.0, 6/2/09 vs. Phi.

Walks: 3, 3x, last 9/22/09 at Col.

SO: --

CG: --

SO: 7, 7/25/09 at Was.

CG: --

Win-Streak: --

Low-Hit: --

Win-Streak: 1, 5/16/09 vs. Cin.

Low-Hit: --

PERDOMO'S PITCHING RECORD

YEAR	CLUB	W-L	ERA	G	GS	CG	SH	SV	IP	H	R	ER	HR	HB	BB	SO	WP	BK	BAA
2003	DSL Indians	1-0	4.35	14	0	0	0	1	20.2	18	11	10	2	2	8	10	4	0	.222
2004	DSL Indians	4-2	1.35	25	0	0	0	6	33.1	21	9	5	1	3	9	28	2	1	.172
2005	DSL Indians	3-2	3.57	23	2	0	0	7	45.1	41	22	18	0	0	14	45	5	1	.234
2006	GCL Indians	0-2	3.60	19	0	0	0	9	20.0	11	9	8	1	2	5	29	3	0	.155
2007	Lake County	4-6	3.27	56	0	0	0	10	66.0	43	28	24	6	4	26	81	3	1	.181
2008	Kinston	3-1	0.92	31	0	0	0	18	39.0	19	6	4	0	2	17	43	5	0	.146
	Akron	2-0	3.52	9	0	0	0	1	15.1	12	6	6	1	0	7	17	0	0	.218
	Springfield	2-2	4.50	15	0	0	0	1	18.0	18	12	9	2	1	6	22	2	0	.247
2009	Portland	0-0	18.00	1	0	0	0	0	1.0	3	2	2	0	0	1	0	0	0	.500
	SAN DIEGO	1-0	4.80	35	0	0	0	0	60.0	57	36	32	11	0	34	55	8	0	.246
2010	SAN DIEGO	0-0	9.00	1	0	0	0	0	1.0	1	1	1	1	0	0	0	0	0	.250
	Portland	4-6	3.40	58	3	0	0	1	82.0	76	40	31	7	3	34	49	10	0	.248
2011	Tucson	0-0	8.50	65	0	0	0	10	71.2	86	53	43	6	5	46	51	6	1	.300
Minor League Totals		23-29	3.49	316	5	0	0	0	64	412.1	348	198	160	26	22	173	376	40	4.225
Major League Totals		1-0	4.87	36	0	0	0	0	61.0	58	37	33	12	0	34	55	8	0	.246

PERDOMO'S FIELDING RECORD

POSITION	PCT	G	PO	A	E	TC	DP	PB
Pitcher	.938	36	8	7	1	16	0	—

TWINS ALL-TIME OPENING DAY STARTING PITCHERS

YEAR OPP. PITCHER (LINE)

1961	at NYY.	Pedro Ramos (W, 9.0 ip, 3 h, 0 r, 0 er, 1 bb, 5 k)
1962	at K.C.	Jack Kralick (L, 6.0 ip, 5 h, 4 r, 4 er, 0 bb, 3 k)
1963	Cle.	Camilo Pascual (L, 7.0 ip, 6 h, 5 r, 5 er, 2 bb, 3 k)
1964	at Cle.	Camilo Pascual (ND, 3.0 ip, 7 h, 5 r, 5 er, 2 bb, 1 k)
1965	NYY.	Jim Kaat (ND, 9.0 ip, 5 h, 4 r, 4 er, 1 bb, 2 k)
1966	K.C.	Mudcat Grant (W, 9.0 ip, 6 h, 1 r, 1 er, 2 bb, 1 k)
1967	at Bal.	Jim Kaat (L, 4.0 ip, 4 h, 4 r, 4 er, 1 bb, 3 k)
1968	at Was.	Dean Chance (W, 9.0 ip, 4 h, 0 r, 0 er, 0 bb, 8 k)
1969	at K.C.	Tom Hall (ND, 5.2 ip, 9 h, 3 r, 1 er, 0 bb, 2 k)
1970	at CWS.	Jim Perry (W, 9.0 ip, 6 h, 0 r, 0 er, 4 bb, 6 k)
1971	Mil.	Jim Perry (L, 4.2 ip, 7 h, 3 r, 3 er, 3 bb, 1 k)
1972	at Oak.	Bert Blyleven (ND, 6.0 ip, 5 h, 2 r, 2 er, 1 bb, 1 k)
1973	at Oak.	Bert Blyleven (W, 9.0 ip, 10 h, 3 r, 2 er, 2 bb, 7 k)
1974	at K.C.	Bert Blyleven (ND, 9.0 ip, 9 h, 4 r, 3 er, 3 bb, 6 k)
1975	at Tex.	Bert Blyleven (W, 6.1 ip, 6 h, 4 r, 4 er, 4 bb, 8 k)
1976	at Tex.	Bert Blyleven (ND, 9.0 ip, 6 h, 1 r, 1 er, 0 bb, 8 k)
1977	at Oak.	Dave Goltz (ND, 4.1 ip, 5 h, 4 r, 3 er, 4 bb, 3 k)
1978	at Sea.	Dave Goltz (W, 8.0 ip, 9 h, 3 r, 3 er, 2 bb, 6 k)
1979	at Oak.	Dave Goltz (W, 8.1 ip, 8 h, 3 r, 3 er, 1 bb, 3 k)
1980	at Oak.	Jerry Koosman (ND, 6.2 ip, 7 h, 4 r, 4 er, 1 bb, 4 k)
1981	Oak.	Jerry Koosman (L, 7.1 ip, 8 h, 4 r, 4 er, 4 bb, 3 k)
1982	Sea.	Pete Redfern (L, 5.0 ip, 6 h, 5 r, 5 er, 1 bb, 2 k)
1983	Det.	Brad Havens (L, 1.1 ip, 7 h, 8 r, 8 er, 3 bb, 2 k)
1984	Det.	Al Williams (6.1 ip, 8 h, 6 r, 6 er, 2 bb, 2 k)
1985	at Cal.	Frank Viola (W, 7.2 ip, 4 h, 2 r, 2 er, 3 bb, 2 k)
1986	at Oak.	Frank Viola (W, 7.0 ip, 7 h, 2 r, 2 er, 3 bb, 2 k)

YEAR OPP. PITCHER (LINE)

1987	Oak.	Bert Blyleven (ND, 8.0 ip, 4 h, 4 r, 4 er, 3 bb, 6 k)
1988	at NYY.	Frank Viola (L, 5.0 ip, 8 h, 6 r, 6 er, 1 bb, 6 k)
1989	NYY.	Frank Viola (L, 6.0 ip, 8 h, 3 r, 3 er, 4 bb, 1 k)
1990	at Oak.	Allan Anderson (L, 4.0 ip, 7 h, 5 r, 4 er, 3 bb, 1 k)
1991	at Oak.	Jack Morris (L, 4.2 ip, 8 h, 7 r, 3 er, 5 bb, 4 k)
1992	at Mil.	Scott Erickson (ND, 6.0 ip, 5 h, 2 r, 2 er, 2 bb, 1 k)
1993	CWS.	Kevin Tapani (L, 3.1 ip, 8 h, 9 r, 8 er, 1 bb, 2 k)
1994	Cal.	Kevin Tapani (L, 3.2 ip, 10 h, 7 r, 7 er, 3 bb, 1 k)
1995	at Bos.	Scott Erickson (L, 4.2 ip, 7 h, 2 r, 1 er, 2 bb, 3 k)
1996	Det.	Brad Radke (W, 6.0 ip, 5 h, 1 r, 1 er, 2 bb, 8 k)
1997	Det.	Brad Radke (ND, 5.0 ip, 7 h, 5 r, 5 er, 2 bb, 4 k)
1998	at Tor.	Bob Tewksbury (L, 6.0 ip, 5 h, 3 r, 3 er, 2 bb, 2 k)
1999	Tor.	Brad Radke (W, 7.0 ip, 8 h, 1 r, 1 er, 1 bb, 5 k)
2000	T.B.	Brad Radke (L, 5.0 ip, 9 h, 6 r, 6 er, 0 bb, 4 k)
2001	at Det.	Brad Radke (W, 8.0 ip, 6 h, 1 r, 1 er, 1 bb, 2 k)
2002	at K.C.	Brad Radke (ND, 4.1 ip, 8 h, 6 r, 5 er, 0 bb, 2 k)
2003	at Det.	Brad Radke (W, 6.2 ip, 3 h, 1 r, 1 er, 1 bb, 3 k)
2004	Cle.	Brad Radke (ND, 6.0 ip, 11 h, 4 r, 2 er, 0 bb, 3 k)
2005	at Sea.	Brade Radke (L, 7.0 ip, 5 h, 5 r, 4 er, 0 bb, 5 k)
2006	at Tor.	Johan Santana (L, 5.2 ip, 10 h, 4 r, 4 er, 1 bb, 3 k)
2007	Bal.	Johan Santana (W, 6.0 ip, 7 h, 4 r, 4 er, 2 bb, 6 k)
2008	LAA.	Livan Hernandez (W, 7.0 ip, 7 h, 2 r, 2 er, 0 bb, 1 k)
2009	Sea.	Francisco Liriano (L, 7.0 ip, 4 h, 4 r, 4 er, 0 bb, 3 k)
2010	at LAA.	Scott Baker (L, 4.2 ip, 5 h, 4 r, 4 er, 3 bb, 3 k)
2011	at Tor.	Carl Pavano (L, 4.0 ip, 6 h, 8 r, 7 er, 2 bb, 3 k)

NOTE: See pages 269-272 for more Opening Day information.



GLEN PERKINS

LEFT-HANDED PITCHER

15

HEIGHT/WEIGHT: 6-0/204

BORN: 3/2/83 in St. Paul, MN

RESIDES: Lakeville, MN

ACQUIRED: 1st round (22nd overall), 2004 First-Year Player Draft

M.L. SERVICE: 4 years, 10 days

CONTRACT STATUS: Signed thru 2012

BATS/THROWS: L/L

OPENING DAY AGE: 29

PERSONAL: Glen Weston Perkins...wife Alisha (Weber)...daughters Addison (11/21/06) and Lyla (8/10/08)...2001 graduate of Stillwater (MN) High School, where he was named All-State in 2001...attended University of Minnesota where he was named first team All-Big Ten, Big Ten Freshman of the Year, Baseball America first team Freshman All-American and was one of four Collegiate Baseball Freshman of the Year in 2003...set school single-season record for strikeouts (117) in 2003...named Big Ten Pitcher of the Year, first team All-Big Ten, selected to Louisville Slugger, Collegiate Baseball News (second team), *Baseball America* (third team) and ABCA (third team) All-America teams in 2004...named Midwest Scouts' Association College Player of the Year in 2004.

2011:

- Made the Twins Opening Day roster for the second time in his career and first time since 2009.
- Did not allow a run in his first 10 appearances (9.1 ip), April 1-24...allowed just one run in his first 17 appearances (18.2 ip), April 1-May 13, for a 0.48 ERA in that span.
- Struck out 13 of his 31 batters faced (42%) in a seven-game span (8.0 ip), May 7-18.
- Placed on the 15-day disabled list with a right oblique strain, May 22...went on rehab assignment with Triple-A Rochester, June 11-16...reinstated from disabled list, June 17.
- Did not allow a home run in his first 47 appearances (45.1 ip), April 1-August 8, until allowing one to David Ortiz, August 10 vs. Boston.
- Walked just one batter (July 9 at Chicago – Paul Konerko intentionally) in a 19-game stretch (16.2 ip), June 28-August 5.
- Allowed just one run in a 20-game span, posting a 0.51 ERA (17.2 ip, 1 er), June 26-August 5.
- Allowed just two hits in a 18-game span, holding opponents to a .041 average (2-for-49), June 29-August 5.
- Recorded his first career save with 0.2 scoreless innings, July 3 vs. Milwaukee...recorded his second career save in his next appearance, July 5 vs. Tampa Bay, pitching 0.1 scoreless inning (three pitches).
- Posted a three-game winning streak, July 16-26.
- 48 of his 65 appearances on the season were scoreless and he allowed multiple runs on just two occasions (back-to-back appearances - August 6 vs. Chicago and August 8 vs. Boston).
- Struck out two-plus batters in 20 of his appearances...posted a 9.49 strikeouts-per-9.0 innings ratio...struck out at least one batter in 42 of his 65 appearances.
- His 65 strikeouts were second-most in the American League for a lefty reliever, behind Chicago's Chris Sale (79) and were eighth-most in baseball...his 65 appearances were the sixth-most for a lefty reliever in the American League...his strikeouts-per-9.0 innings ratio was 12th-highest in the American League for pitchers with a minimum of 50.0 innings pitched.
- Ranked third on the Twins staff in appearances...led Twins staff in strikeouts-per-9.0 innings.
- Was the recipient of the Joseph W. Haynes Award, given to the Twins Pitcher of the Year...was also given the Charles O. Johnson Award as the Most Improved Twin...both awards voted on by the Twins Cities chapter of the BBWAA.

2010: Started the season with Triple-A Rochester...had season-high nine strikeouts (5.2 innings), May 27 at Durham...recalled to Minnesota, August 11 and made a start that same night at Chicago (AL), allowing six runs (four earned) on five hits in 4.2 innings pitched...made three appearances out of the bullpen for the Twins before being optioned to Rochester, August 27...recalled to Minnesota, September 6...finished his season at Rochester with a record of 4-9, 5.81 (124.0 ip, 80 er) with 98 strikeouts and 36 walks in 26 games (24 starts)...pitched 6.0-plus innings in six of his last 11 starts for the Red Wings...did not allow a run in five consecutive appearances (6.1 ip), September 7-21...earned his only win of the season, tossing 1.0 scoreless inning of relief, September 21 vs. Cleveland...the win was the eventual AL Central clinching victory for the Twins.

2009: Made the Twins Opening Day roster for the first time in his career as the Twins number four starter...tossed 8.0 innings in each of his first three starts, April 9-19, including his first win on April 19 vs. Los Angeles (AL)...allowed no more than two runs in any of those first three, becoming the first pitcher to begin a season with three straight games of at least 8.0 innings and two-or-fewer runs allowed since Pat Hentgen did it for the Orioles in 2001...no other pitcher has started a season with a three-game streak of that kind for the Twins since the club relocated to Minnesota in 1961...placed on 15-day disabled list with inflammation in his left elbow, May 18...made two rehab starts at Single-A Ft. Myers and returned to the club on June 16...placed on the 15-day disabled list, August 11 with left shoulder tendinitis...finished the season with Triple-A Rochester.

2008: Began season at Triple-A Rochester...recalled and made first Major League start, May 10 vs. Boston...recorded first career win, May 20 vs. Texas...recorded second career win, May 25 at Detroit...season-high seven strikeouts on June 30 vs. Detroit...tossed season-high 8.0 innings, allowing three runs on 10 hits for third career win, June 19 vs. Washington...won five straight decisions, June 19-July 18...tied for first in the American League in July wins (four)...recorded five straight wins in a six start span, July 29-August 27, including two 8.0-shutout inning performances vs. New York (AL) on August 11 and at Los Angeles (AL) on August 22...logged his 10th win on August 17 vs. Seattle, becoming

the 11th Twins pitcher in history to win at least 10 games in their rookie season...recorded the third-most wins for a Twins pitcher in their rookie season, tying Francisco Liriano (2006), Jesse Crain (2005), Mark Redman (2000) and Kevin Tapani (1990)...tied Jim "Mudcat" Grant (1965) and Camilo Pascual (1965) for fifth-highest single-season winning percentage All-Time for a Twins starter (minimum of 20 starts) and fourth-most by a left-handed pitcher (Viola in '88 - .774; Santana in '04 - .769; Santana in '06 - .760), highest for a rookie...his 12 wins tied him for sixth in the American League for victories by a left-handed pitcher.

2007: Began season at Triple-A Rochester...recalled April 12...placed on 15-day disabled list with a muscle strain in his left shoulder, May 22...pitched in one game for GCL Twins on rehab assignment, July 11...had rehab assignment transferred to Ft. Myers, July 14-18...assigned to New Britain on injury rehab, August 17-30...reinstated from disabled list, September 11...did not allow a run in seven appearances (5.0 ip), September 12-28.

2006: Began season at Double-A New Britain and recorded his first win May 19 allowing just one run in 7.0 innings...tossed a complete game shutout June 4...averaged 10.05 strikeouts per-9-innings at New Britain...promoted to Rochester, September 3...contract selected, September 19...made Major League debut, becoming the 27th native Minnesotan to play for the Twins, September 21 at Boston...pitched 1.1 scoreless innings and struck out his first batter in debut...ranked second-best prospect in the Twins organization by *Baseball America*, entering the 2007 season.

2005: Disabled with sprained left wrist, April 15-22...season-high 14 strikeouts, June 11 at Lakeland...Twins' Minor League Pitcher of the Week, June 11-17...season-high 9.0 innings and six-hit shutout, June 16 vs. Clearwater...promoted to New Britain, June 23...pitched for Grand Canyon in the Arizona Fall League...ranked fourth-best prospect in the Twins organization by *Baseball America*, entering the 2006 season.

2004: Began season at Elizabethton...was 1-0, 2.25 (12.0 ip, 3 er) in three starts, July 6-17...promoted to Quad Cities, July 21...was 2-0, 1.30 (34.2 ip, 5 er) in six starts, August 8-September 4...season-high 7.0 innings, August 19 at Ft. Wayne.

PROFESSIONAL: Signed by scout Mark Wilson.

2011		PERKINS' GAME HIGHS				CAREER			
IP: 2.2, 4/28 vs. T.B.	Walks: 2, 2x, last 8/17 at Det.	IP: 8.0, 6x, last 4/19/09 vs. LAA.	Walks: 4, 5/13/09 vs. Det.						
SO: 3, 3x, last 8/15 at Det.	CG: - -	SO: 7, 6/30/08 vs. Det.	CG: - -						
Win-Streak: 3, 7/16-26	Low-Hit: - -	Win-Streak: 5, 2x, last 7/29-8/27/08	Low-Hit: - -						

PERKINS' PITCHING RECORD																			
YEAR	CLUB	W-L	ERA	G	GS	CG	SH	SV	IP	H	R	ER	HR	HB	BB	SO	WP	BK	BAA
2004	Elizabethton	1-0	2.25	3	3	0	0	0	12.0	8	3	3	0	0	4	22	0	0	186
	Quad Cities	2-1	1.30	9	9	0	0	0	48.1	33	9	7	2	3	12	49	0	0	205
2005	Ft. Myers	3-2	2.13	10	9	2	1	0	55.0	41	14	13	2	1	13	66	2	0	205
	New Britain	4-4	4.90	14	14	0	0	0	79.0	80	45	43	4	8	35	67	3	1	263
2006	New Britain	4-11	3.91	23	23	2	1	0	117.1	109	60	51	11	6	45	131	3	1	243
	Rochester	0-1	2.08	1	1	0	0	0	4.1	6	1	1	0	0	5	3	0	0	333
	MINNESOTA	0-0	1.59	4	0	0	0	0	5.2	3	1	1	0	0	0	6	0	0	150
2007	Rochester	0-0	1.50	1	1	0	0	0	6.0	2	1	1	1	0	1	2	0	0	105
	MINNESOTA	0-0	3.14	19	0	0	0	0	28.2	23	10	10	2	2	12	20	2	0	232
	New Britain	0-2	11.05	3	3	0	0	0	7.1	11	9	9	4	0	7	7	2	0	344
	Ft. Myers	0-0	27.00	1	1	0	0	0	1.0	3	3	3	1	0	0	0	1	0	500
	GCL Twins	0-0	1.80	3	3	0	0	0	5.0	3	1	1	0	1	2	6	1	0	167
2008	Rochester	2-1	2.97	7	6	1	1	0	33.1	28	15	11	2	1	19	27	1	1	220
	MINNESOTA	12-4	4.41	26	26	0	0	0	151.0	183	81	74	25	3	39	74	2	1	301
2009	MINNESOTA	6-7	5.89	18	17	0	0	0	96.1	120	64	63	13	1	23	45	2	1	304
	Ft. Myers	1-0	2.45	2	2	1	1	0	11.0	8	5	3	2	0	1	9	0	0	195
	GCL Twins	0-0	0.00	1	1	0	0	0	1.0	0	0	0	0	0	0	0	0	0	000
2010	Rochester	4-9	5.81	26	24	0	0	0	124.0	160	91	80	14	5	36	98	1	1	309
	MINNESOTA	1-1	5.82	13	1	0	0	0	21.2	29	16	14	3	4	5	14	0	0	337
2011	Rochester	0-0	0.00	2	1	0	0	0	3.0	4	0	0	0	0	0	2	0	0	333
	MINNESOTA	4-4	2.48	65	0	0	0	2	61.2	55	19	17	2	1	21	65	3	0	244
	Minor League Totals	21-31	4.01	106	101	6	4	0	507.2	496	257	226	43	25	180	489	14	4	254
	Major League Totals	23-16	4.41	145	44	0	0	2	365.0	413	191	179	45	11	100	224	9	2	288

PERKINS' FIELDING RECORD									
POSITION	PCT	G	PO	A	E	TC	DP	PB	
Pitcher	.954	145	9	53	3	65	3	—	

PERKINS' BATTING RECORD																
BATTING	AVG	AB	R	H	2B	3B	HR	RBI	SH	SF	HB	BB	SO	SB	CS	OBP
Career	.000	4	0	0	0	0	0	0	3	0	0	0	4	0	0	.000

PERKINS' DIVISION SERIES RECORD																			
YEAR	OPPONENT	W-L	ERA	G	GS	CG	SH	SV	IP	H	R	ER	HR	HB	BB	SO	WP	BK	BAA
2006	Oakland	0-0	0.00	1	0	0	0	0	0.1	2	0	0	0	0	0	0	0	0	.667



TREVOR PLOUFFE

24

OUTFIELDER

HEIGHT/WEIGHT: 6-2/203
BORN: 6/15/86 in West Hills, CA
RESIDES: Porter Ranch, CA

BATS/THROWS: R/R
OPENING DAY AGE: 25

ACQUIRED: 1st round (20th overall), 2004 First-Year Player Draft
M.L. SERVICE: 162 days
CONTRACT STATUS: Signed thru 2012

PERSONAL: Trevor Patrick Plouffe (pronounced ploof)...2004 graduate of Crespi Carmelite (CA) High School...named 2004 *Collegiate Baseball News* High School All-American and *USA Today* All-American.

2011:

- Started the season with Triple-A Rochester...played in 21 games for the Red Wings, batting .282 (22-for-78) with four doubles, six home runs and 13 rbi...recalled by Minnesota, May 4.
- Hit a home run in his first Major League at-bat of the season, a solo shot off Tim Wakefield, May 6 at Boston...finished the game 2-for-4 with three runs scored and a stolen base.
- Drove in eight runs in a three-game span, May 18-20, including consecutive three-rbi games, May 18 and 19 at Oakland...homered in consecutive games, May 19 at Oakland and May 20 at Arizona.
- Optioned to Triple-A Rochester, as Minnesota called up outfielder Brian Dinkelman, June 2.
- Batted .333 (38-for-114) with seven doubles, nine home runs and 20 rbi in 30 games with the Red Wings...recalled by Minnesota, July 14.
- Started his first career game in the outfield (playing right field), July 15 vs. Kansas City.
- Posted two career-high seven-game hitting streaks, August 10-20 and again August 28-September 4.
- Hit safely in 19 of 21 games, August 10-September 4, batting .314 (27-for-86) in that span.
- Recorded a career-high with four rbi, September 3 at Los Angeles (AL).
- Had the game-winning walk-off single in the Twins final game of the season (1-0), driving in Denard Span in the bottom of the ninth inning, September 28 vs. Kansas City.
- Played five different positions defensively for the Twins: 45 games at shortstop (all starts), 17 games at second base (15 starts), 11 games in right field (nine starts), three games in left field (two starts) and one game at first base.
- His eight doubles in September set a Twins rookie record for most doubles in the month.
- Combined to bat .268 (128-for-478) with 29 doubles, four triples, 23 home runs, 64 rbi and 80 runs scored in 132 games between Triple-A Rochester and Minnesota...his 23 home runs led the Twins organization and his 234 total bases ranked fourth.


AL BATTING LEADERS

EXTRA-BASE HITS BY ROOKIES IN 2011

1. Mark Trumbo, LAA.....	61
2. Eric Hosmer, KC.....	49
3. J.P. Arencibia, TOR.....	47
4. Eric Thames, TOR.....	41
5. Jemile Weeks, OAK.....	36
6. Mike Carp, SEA.....	30
7. Dustin Ackley, SEA.....	29
Brent Morel, CWS	
9. Josh Reddick, BOS.....	28
10. Trevor Plouffe, MIN.....	27

2010: Started the season with Triple-A Rochester and played in 39 games for the Red Wings before being recalled, May 21...made Major League debut, starting at shortstop, May 21 vs. Milwaukee...went 2-for-5 in that game with a double, a run scored and two rbi, singling off Dave Bush for first Major League hit...played in three games for the Twins (all in the Milwaukee series, May 21-23) before being optioned to Rochester, May 25...recalled, June 11...played in four games before being optioned, June 19...recalled July 30...hit his first career home run (off Fausto Carmona), August 7 at Cleveland...optioned to Rochester, August 10...recalled September 1...appeared in 12 games for the Twins in September, being used almost exclusively as a pinch-runner...hit his second career Major League home run, October 1 vs. Toronto...finished the season with 17 home runs between Rochester and Minnesota...named to minorleaguebaseball.com's 2010 Twins organizational All-Star team.

2009: Spent entire season at Triple-A Rochester...was the youngest member of the Red Wings Opening Day roster...hit a first inning grand slam, May 24 at Norwich...had two-run walk-off home run, June 2 vs. Gwinnett...went 4-for-4 with a double and a home run, August 29 vs. Buffalo...hit .314 (27-for-86) with 12 rbi and 18 runs scored in 27 games in August...batted .538 (7-for-13) with the bases loaded...his 10 home runs were the most he had in a season since 2005, when he hit 13 for Beloit...played 118 games for the Red Wings, including 112 at shortstop...led all International League shortstops in total chances (542), putouts (86), errors (26) and double plays (84).



2008: Began season at Double-A New Britain...recorded first four-hit game of season, driving in four and scoring three runs, April 12 at Portland... had four straight multi-hit games, April 20-23...promoted to Rochester, June 13...finished with 20 multi-hit games for the Red Wings...played 32 games at third base, 20 games at second base and 12 games at shortstop for Rochester...hit .307 (39-for-127) off lefties between Double-A and Triple-A...ranked 10th-best prospect in Twins organization by *Baseball America*, entering the 2009 season.

2007: Spent entire season at Double-A New Britain...four-hit game, April 26 vs. Portland...named Twins' Minor League Player of the Week, April 27-May 3, hitting .476 (10-for-21) with two doubles, two home runs and five rbi...second four-hit game of season, May 28 at Harrisburg...named Eastern League Player of the Week, May 28-June 3, while hitting .441 (15-for-34) with five doubles, one home run, eight runs and six rbi...hit safely in 12 straight games, June 18-28...hit .325 (38-for-117) with four home runs, 15 rbi, five doubles, two triples and 17 runs scored in 28 June games...was second on club in hits (136) and third in league in doubles (37)...participated in the Arizona Fall League, hitting .280 (14-for-50) in 15 games for the Phoenix Desert Dogs...was tied for 11th in all of the minors with 15 sacrifice hits...ranked 10th-best prospect in the Twins organization by *Baseball America*, entering the 2008 season.

2006: Spent the entire season at Single-A Ft. Myers...had nine-game hit-streak from June 11-26, including his first home run, June 20 vs. Lakeland... led club in doubles (26) and was third in hits (112) and runs scored (60).

2005: Spent entire season at Single-A Beloit...hit first home run, April 10 vs. Quad Cities...hit safely in nine straight games, June 9-17, batting .382 (13-for-34) with two home runs, six rbi and five runs scored...first four-hit game, July 4 at Wisconsin...four straight multi-hit games, July 14-17, including two three-hit games...hit four home runs in a six-game span, July 30-August 4...finished with 15 multi-rbi games...ranked second on club in home runs (13), third in runs scored (58) and games (127) and fourth in hits (104)...ranked 12th best prospect in the Midwest League by *Baseball America*...ranked ninth-best prospect in the Twins organization by *Baseball America*, entering the 2006 season.

2004: Played 60 games with the Elizabethton Twins and hit safely in 48 of those 60...had three-hit game, June 26 vs. Princeton with one home run and two rbi...had nine-game hit-streak, July 31-August 9, including a four-hit game on August 4 vs. Danville...hit safely in 13 of his last 14 games played, including a four-hit game on the last day of the season, August 29 at Princeton...was second on club in hits (67)...ranked sixth-best prospect in Appalachian League by *Baseball America*.

PROFESSIONAL: Signed by scout Bill Mele.

2011		PLOUFFE'S GAME HIGHS		CAREER	
Hits: 3, 3x, last 9/27 vs. K.C.	HR: 1, 8x, last 9/25 at Cle.	Hits: 3, 3x, last 9/27/11 vs. K.C.	HR: 1, 10x, last 9/25/11 at Cle.		
RBI: 4, 9/3 at LAA.	Hit-Streak: 7, 2x, last 8/28-9/4	RBI: 4, 9/3/11 at LAA.	Hit-Streak: 7, 2x, last 8/28-9/4/11		
Grand Slams: --	SB: 1, 3x, last 9/6 vs. CWS.	Grand Slams: --	SB: 1, 3x, last 9/6/11 vs. CWS.		

PLOUFFE'S PLAYING RECORD

YEAR	CLUB	AVG	G	AB	R	H	2B	3B	HR	RBI	SH	SF	HB	BB	SO	SB	CS	E	OBP
2004	Elizabethton	.283	60	237	29	67	7	2	4	28	2	3	3	19	34	2	1	6	.340
2005	Beloit	.223	127	466	58	104	18	0	13	60	5	7	4	50	78	8	4	35	.300
2006	Ft. Myers	.246	125	455	60	112	26	4	4	45	2	5	4	58	93	8	5	29	.333
2007	New Britain	.274	126	497	75	136	37	2	9	50	15	3	2	38	89	12	7	32	.326
2008	New Britain	.269	58	227	32	61	17	3	3	21	3	0	3	16	43	4	2	7	.325
	Rochester	.256	66	250	34	64	17	3	6	39	5	3	0	14	47	1	1	11	.292
2009	Rochester	.260	118	430	53	112	23	5	10	60	4	7	2	34	68	3	6	26	.313
2010	Rochester	.244	102	402	53	98	22	4	15	49	8	2	6	27	90	5	5	12	.300
	MINNESOTA	.146	22	41	7	6	1	0	2	6	2	1	0	0	14	0	0	1	.143
2011	Rochester	.313	51	192	33	60	11	3	15	33	1	3	3	21	39	3	1	5	.384
	MINNESOTA	.238	81	286	47	68	18	1	8	31	2	3	4	25	71	3	3	12	.305
Minor League Totals		.258	833	3156	427	814	178	26	79	385	45	33	27	277	581	46	32	163	.320
Major League Totals		.226	103	327	54	74	19	1	10	37	4	4	4	25	85	3	3	13	.286

PLOUFFE'S FIELDING RECORD

POSITION	PCT	G	PO	A	E	TC	DP	PB
First Base	.000	1	0	0	0	0	0	—
Second Base	.987	19	34	40	1	75	11	—
Shortstop	.948	54	86	131	12	229	38	—
Outfield	1.000	13	19	1	0	20	1	—
Totals	.960	87	139	172	13	324	50	—



WILKIN RAMIREZ

78

OUTFIELDER

HEIGHT/WEIGHT: 6-2/190

BORN: 10/25/85 in Bani, DR

RESIDES: Bani, DR

ACQUIRED: Signed as free agent 11/17/11

M.L. SERVICE: 84 days

CONTRACT STATUS: Signed thru 2012

BATS/THROWS: R/R

OPENING DAY AGE: 26



NON-ROSTER INVITE

PERSONAL: Wilkin Emilio (Arias) Ramirez...son Derek (9/23/07)...attended Escuela Primaria El Fundo High School in Bani, DR.

2011:

- Started the season with Triple-A Gwinnett...had four stints with Atlanta during the season.
- Recorded a two-homer game, April 11 vs. Norwich...another two homer game, September 1 at Norwich.
- Appeared in 20 games for the Braves between May 24-July 27.
- Batted .326 (29-for-89) against left-handed pitching and .241 (48-for-199) against right-handed pitching while at Gwinnett...batted .238 (40-for-168) before the All-Star break and .308 (37-for-120) after the break.
- Committed just two errors on the season for Gwinnett, playing 67 games in the outfield.
- Played for Toros Del Este in the Dominican Winter League, batting .243 (9-for-37) with one double, one home run and six rbi in 15 games.
- Elected free agency, November 2.

2010: Played in 97 games between Double-A Erie and Triple-A Toledo, combining to bat .234 (105-for-448) with 23 home runs and 70 rbi between the two levels...acquired by the Braves for cash considerations, July 31...designated for assignment, July 28...selected to participate in the XM Future's Game held at Angel Stadium, July 11...started in right field for the World Team, going 1-for-2...finished the season with Triple-A Gwinnett, batting .253 (21-for-83) with four home runs and 14 rbi in 24 games.

2009: Started the season with Triple-A Toledo...recalled by Detroit, May 19...made his Major League debut and recorded his first Major League hit, a home run in the sixth inning off Matt Harrison, May 20 vs. Texas...became the first Tigers player to hit a home run in his Major League debut since Reggie Sanders, September 1, 1974 vs. Oakland...optioned to Triple-A Toledo, May 21...recalled September 1 and spent the rest of the season with the Tigers...finished fifth in the International League with 33 stolen bases...named eighth-best prospect in the Tigers' organization by *Baseball America*, entering the 2010 season.

2008: Started the season with Double-A Erie...named Tigers Minor League Player of the Month for April after batting .330 (33-for-100) with eight doubles, three triples, six home runs, 17 rbi and 20 runs scored in 23 games...transferred to Triple-A Toledo, June 6...played in six games for the Mud Hens before being transferred back to Erie, June 20...selected to participate for the World Team in the XM Future's All-Star Game at Yankee Stadium, July 13...started in left field, recording a single and a walk...placed on the disabled list with a right quadriceps strain, July 17-26...named Erie's Player of the Year...was second in the Eastern league with a .522 slugging percentage, tied for second with 26 stolen bases, tied for fifth with seven triples and tied for seventh in batting...named to the Eastern League mid-season and post-season All-Star Teams...played with Lacey in the Dominican Winter League...named sixth-best prospect in the Tigers organization by *Baseball America*, following the season.

2007: Started the season with Triple-A Lakeland...his .390 average in June ranked third in the Florida State League...finished fifth in the FSL with 28 stolen bases before transferring to Erie, July 20...his 34 stolen bases between the two levels were third-most in the Tigers' organization...named 14-best prospect in the Tigers' organization by *Baseball America*, following the season.

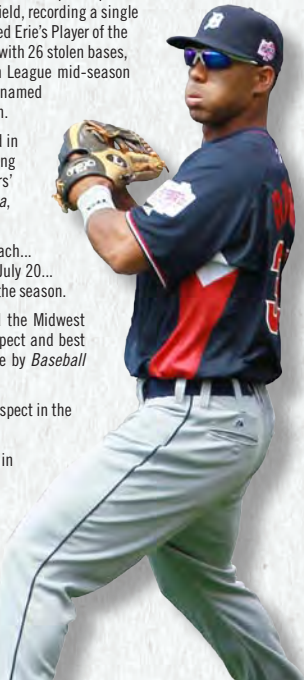
2006: Spent the season with Single-A Lakeland...hit a grand slam, May 20 at Palm Beach...placed on the disabled list with a left shin contusion, missing the rest of the season, July 20...named the 13th-best prospect in the Tigers' organization by *Baseball America*, following the season.

2005: Selected to the Midwest League mid-season All-Star Team with Single-A...led the Midwest league in strikeouts and was tied for fifth in games played...named the fifth-best prospect and best power hitter in the Tigers' organization and 20th-best prospect in the Midwest League by *Baseball America*, following the season.

2004: Missed the entire season due to right shoulder surgery...named the 11th-best prospect in the Tigers organization by *Baseball America* following the season.

2003: Made his professional debut with the GCL Tigers...finished second in the GCL in triples, fourth in rbi and fifth in total bases...led all GCL third basemen with 86 assists and 21 errors...named 12th-best prospect in the Tigers' organization by *Baseball America* following the season.

PROFESSIONAL: Signed by the Detroit Tigers as a non-drafted free agent, February 5, 2003.



<p>2011</p> <p>Hits: 1, 6x, last 7/17 vs. Was. HR: --</p> <p>RBI: 1, 2x, last 7/24 at Cin. Hit-Strike: 3, 7/3-6</p> <p>Grand Slams: -- SB: --</p>	<p>RAMIREZ' GAME HIGHS</p> <p>Hits: 2, 9/10/09 at K.C. HR: --</p> <p>RBI: 1, 5x, last 7/24/11 at Cin. Hit-Strike: 3, 7/3-6/11</p> <p>Grand Slams: -- SB: --</p>	<p>CAREER</p> <p>Hits: 2, 9/10/09 at K.C. HR: --</p> <p>RBI: 1, 5x, last 7/24/11 at Cin. Hit-Strike: 3, 7/3-6/11</p> <p>Grand Slams: -- SB: --</p>
---	---	--

RAMIREZ' PLAYING RECORD																						
YEAR	CLUB	AVG	G	AB	R	H	2B	3B	HR	RBI	SH	SF	HB	BB	SO	SB	CS	E	OBP			
2003	GCL Tigers	.275	54	200	34	55	6	7	5	35	1	1	1	13	51	6	1	21	.321			
2004		INJURED - DID NOT PLAY																				
2005	West Michigan	.262	131	493	69	129	21	2	16	65	1	5	7	35	143	21	8	26	.317			
2006	Lakeland	.225	66	249	31	56	10	4	8	33	0	2	2	10	69	8	2	22	.259			
2007	Lakeland	.273	88	319	48	87	7	4	10	41	0	3	1	20	86	28	6	10	.315			
	Erie	.215	34	121	15	26	3	1	2	14	1	1	2	8	38	6	2	4	.273			
2008	Erie	.303	110	433	74	131	24	7	19	73	0	1	5	43	138	26	12	4	.371			
	Toledo	.083	11	36	2	3	1	0	0	0	0	0	1	1	11	1	0	1	.132			
2009	Toledo	.258	113	434	69	112	18	6	17	51	0	2	4	41	143	33	10	11	.326			
	DETROIT	.364	15	11	6	4	0	1	1	3	0	1	0	1	3	0	0	0	.385			
2010	Erie	.241	56	212	34	51	10	4	15	42	0	1	0	22	84	5	6	2	.311			
	Toledo	.216	41	153	15	33	4	2	4	14	0	0	2	10	60	7	2	2	.273			
	Gwinnett	.253	24	83	16	21	3	1	4	14	0	1	3	10	22	2	0	2	.351			
2011	Gwinnett	.287	81	288	40	77	16	3	11	36	4	3	1	17	70	19	6	2	.307			
	ATLANTA	.231	20	26	5	6	2	0	0	2	0	0	0	4	11	0	2	1	.333			
Minor League Totals		.259	809	3021	447	781	123	41	111	418	7	20	29	230	915	162	55	100	.315			
Major League Totals		.270	35	37	11	10	2	1	1	5	0	1	0	5	14	0	2	1	.349			

RAMIREZ' FIELDING RECORD								
POSITION	PCT	G	PO	A	E	TC	DP	PB
Outfield	1.000	12	11	1	1	13	0	—

THE DESIGNATED HITTER

DESIGNATED HITTER RULE

A hitter may be designated to bat for the pitcher in any spot in the batting order in any game without affecting the status of the pitcher. The designated hitter must be selected and be included on the lineup cards presented to the umpire-in-chief prior to the game. Failure to do so precludes the use of the designated hitter for that game.

The designated hitter is 'locked' into the batting order but may be removed for a pinch-hitter or pinch-runner, who in turn immediately becomes the designated hitter. The designated hitter, while still in the game, may be used defensively but the pitcher must then assume the batting of the replaced defensive player, thus terminating the designated hitter role. The designated hitter is eligible for all American League batting titles.

TWINS DESIGNATED HITTER FACTS

>> The designated hitter was implemented for American League teams at the start of the 1973 season. The Twins first ever designated hitter was Tony Oliva, who went 2-for-4 with a HR, 3 RBI, a run scored and a walk on April 6, 1973 at Oakland. It was the first home run ever hit by a designated hitter in Major League Baseball.

>> In 2011, 17 different Twins players recorded at-bats at the DH spot totaling 26 HR's, 96 RBI and a batting average of .245 with 68 runs scored, 26 doubles and 70 walks...the 17 DH's used were the club's most since 2006 when they also used 17.

>> Just two players have totaled 502 at-bats or more in a single season All-Time in a Twins uniform as a designated hitter. Paul Molitor hit .340 with 8 HR's and 100 RBI in 1996 while Chili Davis hit .277 with 29 HR's and 93 RBI in 1991. Both players won the Outstanding Designated Hitter Award in those respective years.



BEN REVERE

OUTFIELDER

11

HEIGHT/WEIGHT: 5-9/172

BORN: 5/3/88 in Atlanta, GA

RESIDES: Lexington, KY

ACQUIRED: 1st round (28th overall), 2007 First-Year Player Draft

M.L. SERVICE: 167 days

CONTRACT STATUS: Signed thru 2012

BATS/THROWS: L/R

OPENING DAY AGE: 23

PERSONAL: Ben Daniel Revere...2007 graduate of Lexington Catholic (KY) High School...named 2006-2007 Gatorade Kentucky Baseball Player of the Year, 2007 Mr. Baseball for Kentucky and named to the *USA Today* All-USA Today high school baseball team his senior season...led Lexington Catholic to the state title and named MVP his junior year (2006).

2011:

- Started the season with Triple-A Rochester...played in 23 games for the Red Wings, batting .293 (27-for-92).
- Recalled by Minnesota when Jason Repko was placed on the 15-day disabled list, May 4.
- Batted .242 (8-for-33) in 15 games for the Twins before being optioned back to Triple-A Rochester, May 22.
- Batted .325 (13-for-40) in nine games for the Red Wings...recalled by Minnesota, along with infielder Luke Hughes, as the Twins placed Jason Kubel and Jim Thome on the 15-day disabled list, June 2.
- Ranked first among all rookies in baseball in June in hits (30), runs scored (14) and stolen bases (seven)...named Co-American League Rookie of the Month in June along with Oakland's Jemile Weeks...finished the month with a .294 batting average (30-for-102) with four doubles, one triple, nine rbi, 14 runs and seven stolen bases in 25 games...he posted a .333 on-base percentage and recorded 11 multi-hit games.
- Stole six bases in a nine-game span (6-for-6), July 23-August 3.
- Hit safely in 14 of 15 games, August 15-29, including a 10-game hitting streak, August 20-29...reached base safely in 15 straight games via hit or walk, August 20-September 5 (Game 1).
- Posted a career-high 13-game hitting streak, September 13-25, which was the longest hitting streak for a Twins rookie since Luis Rivas had a 14-game hitting streak, September 4-27, 2001...the 13-game hitting streak marked the fifth-longest in baseball for a rookie and third-longest in the American League in 2011.
- Had three stolen bases, September 14 at Kansas City...second Twin during the season to steal three bases in a game (Cuddyer, June 15).
- Stole his 31st base of the season, tying Luis Rivas for first on the Twins All-Time rookie steals list, September 19 at New York (AL)...passed Rivas and moved into sole possession of first place two innings later that same game, September 19.
- Set a career-high with four hits, going 4-for-5, September 20 vs. Seattle.
- His 33 hits in September were tied for third-most in baseball for rookies and second-most in the American League (Eric Hosmer - 37)...tied for second-most for a rookie in club history with Puckett (1984) and Knoblauch (1991) and behind Cordova (1995).
- Among Major League rookies, he finished first in stolen bases, was tied for fifth in triples, seventh in hits and runs scored and tied for 11th in walks.
- His 34 stolen bases were the most in baseball for a rookie since Boston's Jacoby Ellsbury stole 50 in 2008...also were tied for seventh-most among all American Leaguers...his 32 steals since June 1, ranked sixth in baseball and third in the American League.
- His .305 road batting average was third-highest among rookies in Twins history with a minimum of 200 plate appearances.
- Ranked second in the Twins organization in hits, collecting 160 between Minnesota and Rochester.
- Had surgery on his left knee to remove loose cartilage, September 30.
- Was given the Bill Boni Award as the Twins Most Outstanding Rookie...the award is voted on by the Twin Cities chapter of the BBWAA.
- Was named to the Topps Major League Rookie All-Star Team...second consecutive season and third time in the last four seasons the Twins had a representative on the team (Danny Valencia in 2010 and Denard Span in 2008).
- Earned a GIBBY award ("Greatness in Baseball Yearly") for Play of the Year, with an over-the-shoulder catch, robbing Baltimore's Vladimir Guerrero of an extra-base hit, August 22.

2010: Started the season with Double-A New Britain...named Twins Minor League Player of the Week, for the week ending May 28, batting .394 (13-for-33) with two doubles, two rbi and four runs scored in eight games for the Rock Cats...named Eastern League Player of the Week, May 23, batting .538 (14-for-26) with two doubles, one triple, four runs scored, three rbi, five walks and five stolen bases while posting a .692 slugging percentage in six games...named Twins Minor League Player of the Month for May, after hitting .336 (40-for-119) with six doubles, one home run, 15 rbi, 15 runs and 13 walks in 30 games...selected to the Eastern League mid-season and post-season All-Star teams...appeared in the mid-season All-Star game as a reserve, playing center field, going 0-for-2 with one rbi...played in the XM All-Star Future's game in Los Angeles (AL), July 11, entering the game as a pinch-hitter for the U.S. team, going 0-for-3, while also playing right field...placed on the disabled list after being struck in the face by a pitch and suffered a broken orbital bone under his right eye, August 4...finished third in Eastern League in batting average and stolen bases...had contract selected by Minnesota, September 5...made his Major League debut, pinch-hitting for Denard Span, September

7 vs. Kansas City...faced Jesse Chavez and struck out on four pitches, staying in the game to played center field for 2.0 innings...recorded his first Major League rbi, September 18 vs. Oakland...singled off Bobby Cramer for first Major League hit, September 19 vs. Oakland...appeared in 13 games for the Twins, making six starts (four in center field, one in left field and one in right field)...played in the Arizona Fall League with Peoria, batting .295 (33-for-112) with 20 runs scored and a league-leading 13 stolen bases in 28 games...named to AFL's Rising Stars Team, leading off and starting in center field for the West Team, going 1-for-3...ranked fifth-best prospect, best hitter for average and fastest baserunner in the Twins system by *Baseball America*, entering the 2011 season...named to minorleaguebaseball.com's 2010 Twins organizational All-Star team.

2009: Spent entire season at Single-A Ft. Myers...named Florida State League Player of the Week, May 11...batted .388 (38-for-98) with 10 rbi and 17 runs scored in 26 games in May...collected 45 multi-hit games, including 12 three-hit games and stole 45 bases...named to the 2009 Florida State League Postseason All-Star team...played in the 2009 Florida State League All-Star Game...did not commit an error all season in 225 total chances in center field and left field...ranked the eighth-best prospect in the Florida State League by *Baseball America*...was the recipient of the Sherry Robertson Award for the second consecutive year, given to the Twins' Minor League Player of the Year...ranked as the best hitter for average, fastest baserunner and fifth-best prospect in the Twins organization by *Baseball America*, entering the 2010 season.

2008: Spent entire season at Single-A Beloit...batted .406 (13-for-32) with six runs scored, two doubles and five stolen bases to earn Twins' Minor League Player of the Week, May 9-16...hit his first professional home run, May 23 vs. Burlington...batted .433 (52-for-120) with 21 runs scored, 18 rbi and 11 doubles to earn Twins' Minor League Player of the Month for May...21 of his first 31 games were multi-hit efforts (April 28-May 31)...had 22-game hitting-streak, May 30-July 1...batted .400 (28-for-70) in 18 games in June...had 41 multi-hit games, including 16 three-hit games and one four-hit game (July 21 vs. Wisconsin)...led the Twins organization in stolen bases...led club in hits, doubles and triples...ranked second in the Midwest League in stolen bases...selected to the Midwest League All-Star team...named Low Class-A All-Star by *Baseball America*...ranked fourth-best prospect in the Midwest League by *Baseball America*...Midwest League Postseason All-Star...Midwest League Most Valuable Player...Midwest League Prospect of the Year...recipient of the Sherry Robertson Award, given to the Twins' Minor League Player of the Year, voted on by the Twin Cities Baseball Writers Association...ranked the second-best prospect in the Twins organization by *Baseball America*, heading into the 2009 season.

2007: Spent his entire first professional season with GCL Twins...batted .348 (8-for-23) with four runs scored and six rbi as the Twins' Minor League Player of the Week, August 24-30...played 49 of his 50 games in center field...led the league in runs and triples and was second in stolen bases...led the club in batting average and slugging percentage...named to the Gulf Coast League All-Star team...ranked the sixth-best prospect in the Twins organization by *Baseball America*, entering the 2008 season.

PROFESSIONAL: Signed by scout Billy Corrigan.

2011		REVERE'S GAME HIGHS				CAREER			
Hits: 4, 9/20 vs. Sea.	HR: - -	Hits: 4, 9/20/11 vs. Sea.	HR: - -	RBI: 2, 7x, last 9/25/11 at Cle.	Hit-Strike: 13, 9/13-25 at Cle.	Hits: 4, 9/20/11 vs. Sea.	HR: - -	RBI: 2, 7x, last 9/25/11 at Cle.	Hit-Strike: 13, 9/13-25/11 at Cle.
RBI: 2, 7x, last 9/25 at Cle.	Hit-Strike: 13, 9/13-25 at Cle.	RBI: 2, 7x, last 9/25/11 at Cle.	Hit-Strike: 13, 9/13-25/11 at Cle.	Grand Slams: - -	SB: 3, 9/14 at K.C.	Grand Slams: - -	SB: 3, 9/14/11 at K.C.	Grand Slams: - -	SB: 3, 9/14/11 at K.C.

REVERE'S PLAYING RECORD																			
YEAR	CLUB	AVG	G	AB	R	H	2B	3B	HR	RBI	SH	SF	HB	BB	SO	SB	CS	E	OBP
2007	GCL Twins	.325	50	191	46	62	6	10	0	29	2	2	8	13	20	21	9	2	388
2008	Beloit	.379	83	340	51	129	17	10	1	43	2	0	5	27	31	44	13	10	433
2009	Ft. Myers	.311	121	466	75	145	13	4	2	48	1	3	7	40	34	45	17	0	372
2010	New Britain	.305	94	361	44	110	10	4	1	23	2	3	8	32	41	36	13	4	371
	MINNESOTA	.179	13	28	1	5	0	0	0	2	0	0	0	2	5	0	1	1	233
2011	Rochester	.303	32	132	15	40	3	1	1	9	2	0	1	6	11	8	2	3	338
	MINNESOTA	.267	117	450	56	120	9	5	0	30	3	0	2	26	41	34	9	7	310
Minor League Totals		.326	380	1490	231	486	49	29	5	152	9	8	29	118	137	154	54	19	385
Major League Totals		.262	130	478	57	125	9	5	0	32	3	0	2	28	46	34	10	8	305

REVERE'S FIELDING RECORD								
POSITION	PCT	G	PO	A	E	TC	DP	PB
Outfield	.975	117	303	3	8	314	0	—

2011 TOPPS ROOKIE ALL-STAR TEAM

C	J.P. Arencibia, TOR	129 G, 20 2B, 23 HR, 78 RBI
1B	Mark Trumbo, LAA	149 G, 31 2B, 29 HR, 87 RBI
2B	Danny Espinosa, WAS	158 G, 29 2B, 21 HR, 57 BB
3B	Brett Lawrie, TOR	.293 BA, 9 HR, 25 RBI, .580 SLG
SS	Dee Gordon, LAD	.304 BA, 34 R, 24 SB, .325 OBP
OF	Desmond Jennings, TB	44 R, 25 RBI, 20 SB, .356 OBP
OF	Ben Revere, MIN	117 G, 120 H, 56 R, 34 SB
OF	Josh Reddick, BOS	.280 BA, 18 2B, 41 R, .327 OBP
SP	Jeremy Hellickson, TB	13-10, 2.95 ERA, 189.0 IP, 117 K
RP	Craig Kimbrel, ATL	46 S, 2.10 ERA, 79 G, 127 K

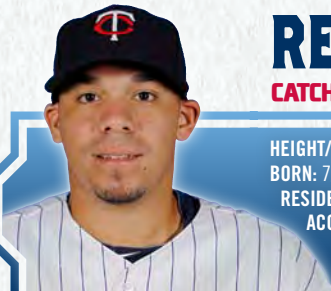
MAN OF STEAL

TWINS ALL-TIME ROOKIE SB LEADERS

1. Ben Revere, 2011 34
2. Luis Rivas, 2001 31
3. Chuck Knoblauch, 1991 25
Willie Norwood, 1978

2011 MLB ROOKIE SB LEADERS

1. Ben Revere, MIN 34
2. Tony Campana, CHC 24
3. Dee Gordon, LAD 24
4. Two tied 22



RENE RIVERA

CATCHER

32

HEIGHT/WEIGHT: 5-10/230
BORN: 7/31/83 in Bayamon, PR
RESIDES: Bayamon, PR
ACQUIRED: 12/13/11

M.L. SERVICE: 1 year, 169 days
CONTRACT STATUS: Signed thru 2012

BATS/THROWS: R/R
OPENING DAY AGE: 28

NON-ROSTER INVITE

PERSONAL: Rene Rivera...2001 graduate from Papa Juan Pablo XXII High School in Bayamon, PR...named the Most Valuable Player of the Excellence Tournament held in Puerto Rico in 2001.

2011:

- Was a spring training invite...reassigned to Minor League camp, March 30.
- Started the season with Triple-A Rochester...played in 13 games for the Red Wings and had his contract selected by Minnesota as the Twins optioned Dusty Hughes, May 6.
- Recorded his first hit as a Twin, May 14 vs. Toronto...was his first Major League hit since September, 26, 2006 vs. Oakland, as a member of the Seattle Mariners.
- Hit his first home run with the Twins, May 19 at Oakland.
- Optioned to Triple-A Rochester, July 10...went 4-for-5 with two home runs, a double, three rbi and three runs scored, July 23 at Indianapolis.
- Recalled by Minnesota, August 28...played in 18 games for the Twins to finish the season.
- Set a single-season career-high, playing in his 36th game, September 13 at Kansas City...set a career-high for at-bats with his 100th of the season, September 24 at Cleveland.
- Outrighted to Triple-A Rochester, October 14.

2010: Spent the season in the Yankees organization after signing as a minor league free agent, May 21...reported to Triple-A Scranton/Wilkes-Barre...transferred to Double-A Trenton, July 5...batted .319 (30-for-94) with 10 doubles, five home runs and 17 rbi in 25 games for the Thunder...played in the Puerto Rican Winter League with Senadores de San Juan, batting .200 (16-for-80) in 25 games.

2009: Spent the season with Triple-A Buffalo after signing as a minor league free agent with New York (NL), November 20, 2008...hit five home runs and recorded 16 rbi in 19 August games...played 63 games at catcher for the Bisons and three games at third base...became a free agent, November 9...played in the Puerto Rican Winter League with Lobos de Arecibo, batting .241 (14-for-58) with three doubles, two triples, two home runs, eight rbi and 11 runs scored in 18 games.

2008: Began the season with Double-A Jacksonville, after signing with the Dodgers' organization, November 19, 2007...played in 38 games for the Suns...promoted to Triple-A Las Vegas, June 2...batted .311 (14-for-45) in 16 July games...played with Lobos de Arecibo in the Venezuelan Winter League, batting .269 (28-for-104) with 10 doubles, five home runs, 17 rbi and 14 runs scored in 33 games.

2007: Spent the season with Double-A West Tenn...had season-high five rbi, May 21 at Huntsville...had an rbi in six consecutive games, July 12-23...hit safely in nine of his final 12 games.

2006: Spent the season with Seattle...homered in his first at-bat, June 17 at Baltimore...caught two complete games: June 11 (Felix Hernandez) and June 17 (Gil Meche)...recorded his first career stolen base, September 3 at Tampa Bay...ranked third in the Majors and first in the American League with a 3.62 catcher's ERA among catchers with 25-or-more games caught...six of his 15 hits were for extra-bases (four doubles, two home runs).

2005: Began the season at Double-A San Antonio...recalled by Seattle, May 15 but did not appear in a game before being optioned to San Antonio, May 20...recalled May 30...made his first Major League start and singled off Chad Gaudin for first Major League hit, May 31 vs. Toronto...hit his first Major League home run (off Woody Williams), June 26 at San Diego...optioned to San Antonio, June 28...transferred to Tacoma, August 4...placed on the disabled list with right shoulder tendinitis, August 24-September 3...recalled September 17 and hit .467 (7-for-15) in six games.

2004: Began the season with Single-A Inland Empire, playing in 107 games before being promoted to Triple-A Tacoma, September 1...recorded six hits in 15 at-bats for the Rainiers...had his contract selected by Seattle, September 15, and appeared in two games for the Mariners...made his first plate appearance, pinch-hitting for Dan Wilson, September 22 at Anaheim...recorded a career-high with 22 doubles...named to the California League All-Star team...played with Carolina in the Puerto Rican Winter League, batting .241 (19-for-79) in 26 games.

2003: Spent the season with Single-A Wisconsin...went 4-for-6 with two home runs, five rbi and three runs scored April 28 at Clinton...batted .314 (22-for-70) with 15 rbi in 19 April games...batted .347 (26-for-75) against left-handed pitching.

2002: Spent the season with Single-A Everett...batted .351 (13-for-37) in 11 June games...named to the Northwest League post-season All-Star team...played with Carolina in the Puerto Rican Winter League...participated in the Mariners Arizona Instructional League.

2001: Began his professional career with Single-A Everett in the Northwest League, batting .089 (4-for-45) with one double and two home runs...promoted to Single-A Peoria, July 28...batted .338 (24-for-71) in 21 games...played with Carolina in the Puerto Rican Winter League...participated in the Mariners Arizona Instructional League.

PROFESSIONAL: Seattle's 2nd round pick in the June, 2001 First-Year Player Draft...signed by scouts Pedro Grifol and Rafael Santo Domingo.

2011

Hits: 2, 2x, last 5/30 at Det.
RBI: 1, 5x, last 8/28 vs. Det.
Grand Slams: - -

HR: 5/19 at Oak.
Hit-Strike: 4, 5/30-6/4
SB: - -

RIVERA'S GAME HIGHS

Hits: 3, 3x, last 9/23/05 at Det.
RBI: 3, 6/26/05 at S.D.
Grand Slams: - -

CAREER

HR: 1, 4x, last 5/19/11 at Oak.
Hit-Strike: 5, 5/13-6/12/05
SB: 1, 9/3/06 at T.B.

RIVERA'S PLAYING RECORD

YEAR	CLUB	AVG	G	AB	R	H	2B	3B	HR	RBI	SH	SF	HB	BB	SO	SB	CS	E	OBP
2001	Everett	.089	15	45	3	4	1	0	2	3	1	1	0	1	19	0	0	1	106
	Peoria	.338	21	71	13	24	4	0	2	12	0	1	1	2	11	0	0	4	360
2002	Everett	.242	62	227	29	55	18	1	1	26	1	3	9	16	38	5	2	7	314
2003	Wisconsin	.275	116	407	39	112	19	0	9	54	1	5	7	38	81	2	2	11	344
	Inland Empire	.235	107	379	41	89	22	1	6	53	4	4	9	28	70	0	1	7	300
2004	Tacoma	.400	4	15	3	6	1	0	1	1	0	0	0	3	0	0	0	400	
	SEATTLE	.000	2	3	0	0	0	0	0	0	0	0	0	0	1	0	0	0	000
2005	San Antonio	.278	57	212	20	59	14	1	2	21	1	0	1	7	35	1	0	4	305
	Tacoma	.204	14	49	3	10	3	0	1	6	0	0	0	2	12	0	1	0	235
2006	SEATTLE	.396	16	48	3	19	3	0	1	6	1	0	0	1	11	0	0	3	408
	Tacoma	.667	1	3	1	2	1	0	0	0	0	0	0	0	1	0	0	0	667
2007	SEATTLE	.152	35	99	8	15	4	0	2	4	3	0	1	3	29	1	0	3	184
	West Tennessee	.214	91	323	29	69	16	0	5	40	3	2	4	24	86	1	2	6	275
2008	Jacksonville	.231	38	134	13	31	5	0	5	18	1	1	1	11	32	0	0	3	293
	Las Vegas	.271	37	118	12	32	7	0	4	12	0	1	1	11	20	0	1	2	336
2009	Buffalo	.233	68	240	22	56	14	0	9	30	1	4	2	12	66	0	0	3	271
2010	Trenton	.319	25	94	13	30	10	0	5	17	0	1	1	7	17	0	0	1	369
	Scranton/WB	.250	19	68	3	17	3	0	2	11	0	1	0	1	17	0	0	0	257
2011	Rochester	.268	43	149	15	40	12	0	5	24	3	1	2	11	27	0	0	3	325
	MINNESOTA	.144	45	104	9	15	3	0	1	5	0	1	1	8	32	0	0	3	211
Minor League Totals		.252	740	2616	269	659	156	3	66	347	16	25	39	177	547	9	9	56	306
Major League Totals		.193	98	254	20	49	10	0	4	15	4	1	2	12	73	1	0	9	234

RIVERA'S FIELDING RECORD

POSITION	PCT	G	PO	A	E	TC	DP	PB
Catcher	.984	96	524	34	9	567	6	10

TWINS ALL-TIME LEADERS

INDIVIDUAL SEASON LEADERS BY POSITION

POS BATTING

C Joe Mauer, .365 - 2009
1B Rod Carew, .388 - 1977
2B Chuck Knoblauch, .341 - 1996
3B Rich Rollins, .307 - 1963
SS Cristian Guzman, .302 - 2001
OF Kirby Puckett, .356 - 1988
DH Paul Molitor, .341 - 1996
P Camilo Pascual, .268 - 1962

HOME RUNS

Joe Mauer, 28 - 2009
Harmon Killebrew, 49 - 1964, '69
Tim Lefel, 14 - 1984
Gary Gaetti, 34 - 1986
Roy Smalley, 24 - 1979
Bob Allison, 35 - 1963
Jason Kubel, 28 - 2009
Two Tied with 3

RUNS BATTED IN

Joe Mauer, 96 - 2009
Harmon Killebrew, 140 - 1969
Chuck Knoblauch, 72 - 1996
Gary Gaetti, 109 - 1987
Roy Smalley, 95 - 1979
Kirby Puckett, 121 - 1988
Paul Molitor, 113 - 1996
Camilo Pascual, 19 - 1962

RUNS SCORED

Joe Mauer, 98 - 2008
Rod Carew, 128 - 1977
Chuck Knoblauch, 140 - 1996
Corey Koskie, 100 - 2001
Zoilo Versalles, 126 - 1965
Cesar Tovar, 120 - 1970
Paul Molitor, 99 - 1996
Jim Kaat, 17 - 1970



TYLER ROBERTSON

64

LEFT-HANDED PITCHER

HEIGHT/WEIGHT: 6-5/257
BORN: 12/23/87 in Simi Valley, CA
RESIDES: Citrus Heights, CA

BATS/THROWS: L/L
OPENING DAY AGE: 24

ACQUIRED: 3rd round, 2006 First-Year Player Draft

M.L. SERVICE: None

CONTRACT STATUS: Signed thru 2012

PERSONAL: Tyler Patrick Robertson...2006 graduate of Bella Vista (CA) High School...named All-League and All-Metro his senior year.

2011:

- Spent the season with Double-A New Britain, pitching exclusively out the bullpen, appearing in a team-high 55 games.
- Recorded his first save, tossing 1.1 scoreless inning, April 10 at Richmond...recorded his first win, tossing 1.0 scoreless inning, April 15 vs. Portland.
- Struck out at least one batter in 13 consecutive appearances, May 5-June 15...recorded 30 strikeouts in 28.2 innings during that span.
- Did not allow a home run in 12 consecutive appearances (26.0 ip), May 8-June 15.
- Pitched a season-high 4.0 innings of relief, allowing one run on three hits, while earning the win, July 18 vs. Richmond.
- Named Twins Minor League Player of the Week, July 29, going 1-0, 0.00 (3.0 ip) with seven strikeouts and one save in three games.
- Set a season-high with six strikeouts (3.0 ip), August 14 at Bowie.
- Went 5-0, 2.29 (35.1 ip, 9 er) in 22 games post-All-Star break...posted a 3.05 ERA (20.2 ip, 7 er) in 13 July appearances and a 1.45 ERA (18.2 ip, 3 er) in 11 August appearances...struck out 23 batters in 18.2 innings in August.
- His 16 saves were the second-most in the Twins organization...led the Rock Cats in wins and was fourth in strikeouts.
- Struck out multiple batters in 25 of his 55 appearances...struck out three-plus on 19 occasions and struck out four-plus batters in four outings.
- Named to minorleaguebaseball.com's 2011 Twins organizational All-Star team.

2010: Started the season with Double-A New Britain...lost his first seven decisions, April 27-June 22...transferred to Triple-A Rochester, May 19 and appeared in one game before being transferred back to New Britain, May 21...his 14 losses were the most in the Twins organization...led New Britain in innings pitched, games started and strikeouts...pitched in the Arizona Fall League with Peoria, going 0-1, 4.50 (14.0 ip, 7 er) in 12 games.

2009: Spent his second full season with Single-A Ft. Myers...tossed a season-high with 8.0 innings, July 23 at Tampa...went 2-1, 1.80 (30.0 ip, 6 er) in five starts in August...13 of his final 19 starts were quality starts...held left-handed batters to a .197 average (31-for-157)...led the Miracle in starts and was second in innings pitched...ranked Best Curveball in the Twins system by *Baseball America*, entering 2010.

2008: Spent the season with Single-A Ft. Myers...went 5-0, 2.05 (48.1 ip, 11 er) with 43 strikeouts in eight starts, May 10-July 2...set a season-high with nine strikeouts (7.0 ip), May 15 vs. Tampa...threw a complete game, allowing one run on five hits with one walk and five strikeouts, earning the win, June 1 at Tampa...placed on the 7-day disabled with left shoulder tendinitis, June 5-16...placed on disabled list for remainder of season with left shoulder tendinitis, July 10...posted monthly ERA's of 2.84 in April, 3.19 in May, 2.60 in June and 1.00 in July...held left-handed batters to a .165 (17-for-103) batting average with two extra-base hits.

2007: Began season in extended spring training...transferred to Single-A Beloit, May 30...went 4-0, 1.12 ERA, giving up five earned runs and 43 strikeouts as the Twins' Minor League Pitcher of the Month for July...recorded double-digit strikeouts in two outings: 10 on July 20 vs. Wisconsin and 11 on August 23 vs. Kane County...led the Snappers in strikeouts...ranked as the fourth-best prospect and best slider in the Twins system by *Baseball America*, entering the 2008 season.

2006: Spent his first professional season with GCL Twins...led team and finished fourth in GCL in strikeouts.

PROFESSIONAL: Signed by scout Kevin Bootay.

ROBERTSON'S PITCHING RECORD

YEAR	CLUB	W-L	ERA	G	GS	CG	SH	SV	IP	H	R	ER	HR	HB	BB	SO	WP	BK	BAA
2006	GCL Twins	4-2	4.25	11	10	0	0	0	48.2	54	23	23	2	4	15	54	6	1	.280
2007	Beloit	9-5	2.29	18	16	2	0	1	102.1	87	33	26	3	2	33	123	11	1	.226
2008	Ft. Myers	5-3	2.72	15	15	1	0	0	82.2	78	36	25	3	2	31	73	6	0	.247
2009	Ft. Myers	8-8	3.33	26	26	0	0	0	143.1	139	64	53	7	7	51	103	7	0	.259
2010	New Britain	4-13	5.41	27	27	0	0	0	144.2	181	100	87	17	7	57	91	12	1	.308
	Rochester	0-1	5.40	1	1	0	0	0	5.0	6	3	3	0	1	2	6	0	0	.273
2011	New Britain	10-3	3.61	55	0	0	0	16	89.2	87	42	36	6	3	29	88	13	1	.252
	Minor League Totals	40-35	3.69	153	95	3	0	17	616.1	632	301	253	38	26	218	538	55	4	.265



DAN ROHLFING

84

CATCHER

HEIGHT/WEIGHT: 6-0/188
BORN: 2/12/89 in St. Louis, MO
RESIDES: St. Louis, MO

BATS/THROWS: R/R
OPENING DAY AGE: 23

ACQUIRED: 14th round pick in 2007 First-Year Player Draft
M.L. SERVICE: None

CONTRACT STATUS: Signed thru 2012

NON-ROSTER INVITE

PERSONAL: Daniel Wayne Rohlfing (pronounced ROLL-fing)...2007 graduate of Oakville High School (MO)...as a senior, he was named the Suburban West (Conference) Player of the Year, First-Team All-State and First-Team All-Conference as a catcher, batting .486 with three home runs, 27 rbi and a .591 on-base percentage...High School All-American nomination in his senior year...named First-Team All-Conference as a junior third baseman after batting .386...batted .305 as a sophomore.

2011:

- Started the season with Single-A Ft. Myers and played in three games for the Miracle before being transferred to Double-A New Britain, April 15.
- Played in 54 games for the Rock Cats, April 17-July 10...went 3-for-5 with two doubles, two runs scored and three rbi, June 9 vs. Akron.
- Transferred to Single-A Ft. Myers, July 11...recorded a single-game-high with four hits in his second game back with the Miracle, July 13 vs. Dayton.
- Batted .345 (20-for-58) against left-handed pitching at Ft. Myers.
- Caught 74 games between Ft. Myers and New Britain (34 for Ft. Myers and 40 for New Britain).

2010: Spent the season at Single-A Ft. Myers...was converted from an outfielder to a catcher, catching 28 games for the Miracle and just six in the outfield...recorded a season-high seven-game hitting streak, April 25-May 14...went 3-for-4 with a double, a home run, two rbi and two runs scored, May 6 vs. St. Lucie...played in his final game, July 8 before being placed on the 7-day disabled list with a right knee infection, July 12...set a single-season minor league career-high with 13 doubles.

2009: Spent the season with Rookie-Level Elizabethton...hit his only home run of the season, August 17 vs. Danville (season-high three rbi)...recorded eight rbi in his final 11 games...batted .295 (13-for-44) against left-handed pitching...he played 32 games in the outfield, committing just one error.

2008: Spent the season with Rookie-Level GCL Twins...hit his first professional home run, August 24 vs, GCL Orioles.

2007: Spent his first professional season with Rookie-Level GCL Twins...drew a walk in five straight games, June 25-July 5...batted .318 (7-for-22) in seven games in July.

PROFESSIONAL: Signed by scout Gregg Miller.

ROHLFING'S PLAYING RECORD

YEAR	CLUB	AVG	G	AB	R	H	2B	3B	HR	RBI	SH	SF	HB	BB	SO	SB	CS	E	OBP
2007	GCL Twins	.232	22	56	3	13	1	0	0	7	1	1	0	7	11	0	2	0	.313
2008	GCL Twins	.200	25	70	10	14	3	1	1	8	0	0	3	7	17	0	0	2	.300
2009	Elizabethton	.239	32	113	17	27	6	2	1	14	0	2	0	15	26	1	0	1	.323
2010	Ft. Myers	.242	41	132	13	32	13	0	1	13	2	0	3	15	36	0	1	5	.333
2011	Ft. Myers	.272	49	173	25	47	8	1	2	13	2	2	1	13	37	1	2	5	.323
	New Britain	.247	54	166	19	41	7	0	0	21	1	0	0	12	33	1	2	2	.298
Minor League Totals		.245	223	710	87	174	38	4	5	76	6	5	7	69	160	3	7	15	.316

TWINS MILESTONE WINS

WIN	DATE	OPPONENT	SCORE	WINNING PITCHER
1	April 11, 1961	at New York (AL)	6-0	Pedro Ramos
500	August 23, 1966	at Washington	7-0	Jim Kaat
1,000	July 12, 1972	vs. Milwaukee	7-1	Bert Blyleven
1,500	August 17, 1978	vs. Kansas City	6-5	Roger Erickson
2,000	September 25, 1985	at Texas	5-1	Bert Blyleven
2,500	September 28, 1991	at Toronto	5-0	Jack Morris
3,000	May 4, 1999	vs. New York (AL)	8-4	Mike Lincoln
3,500	May 7, 2005	at Tampa Bay	8-1	Kyle Lohse
4,000	September 12, 2010	at Cleveland	6-2	Kevin Slowey



DENARD SPAN

OUTFIELDER

2

HEIGHT/WEIGHT: 6-0/212
BORN: 2/27/84 in Washington, DC
RESIDES: Tampa, FL

BATS/THROWS: L/L
OPENING DAY AGE: 28

ACQUIRED: 1st round (20th overall), 2002 First-Year Player Draft
M.L. SERVICE: 3 years, 111 days
CONTRACT STATUS: Signed thru 2015

PERSONAL: Keiunta Denard Span...2002 graduate of Tampa Catholic (FL) High School...played on 2001 state championship team...was a member of 2001 Junior Pan Am Games silver-medal winning U.S. Team and was named to All-Tournament Team.

2011:

- Made Twins Opening Day roster for third straight season...began season as the club's leadoff hitter and center fielder, April 1 at Toronto.
- Hit safely in 18 of his first 24 games, April 1-29, including his first home run of the season, April 3 at Toronto...had first four-hit game of season, April 13 vs. Kansas City.
- Hit safely in season-high nine straight games, April 19-29.
- Reached base safely in 16 of 17 games, May 3-21...he drew a walk in seven consecutive games, May 7-14.
- Hit his fourth career leadoff home run, May 23 vs. Seattle off Jason Vargas...his first since June 25, 2010 at New York (NL).
- Recorded back-to-back three-hit games, May 23 and 24 vs. Seattle.
- Batted in the third spot in the order for the first time in his career and went 0-for-4, June 6 at Cleveland...it was his first time in the starting lineup not in the leadoff spot since 2008.
- Placed on the 7-day disabled list June 9, after he suffered a concussion colliding into catcher Bryan Pena, June 3 at Kansas City...transferred to the 15-day disabled list, June 23.
- At the time of the collision (through games of June 3), he was batting .300 (68-for-227) – second on the team and had 19 multi-hit games in 55 games played.
- Played 10 games with Triple-A Rochester on rehab assignment...reinstated from disabled list, August 2.
- Played in nine games with the Twins upon his return...placed back on the 15-day disabled list with migraine symptoms, August 18...reinstated, September 21 and played in five games, batting .278 (5-for-18) with two doubles, two triples and four runs scored to finish the season.

AL BATTING LEADERS

OBP FOR OUTFIELDERS SINCE 2008
 (min. 2,000 plate appearances)

1. Shin-Soo Choo.....	.388
2. Nick Markakis.....	.368
3. Bobby Abreu.....	.367
4. Josh Hamilton.....	.366
5. Denard Span.....	.361

2010: Started the season as the Twins center fielder and leadoff hitter...was the first Twins batter to make a plate appearance at Target Field and first batter to draw a walk...four batters later he scored the first run in Target Field history on a Michael Cuddyer single...set a career-high with four walks, April 14 vs. Boston...had season-high nine-game hit-streak, going .324 (12-for-37), April 15-24...committed just one error in his first 70 games (200 total chances), April 5-June 23...batted .353 (42-for-119) with six doubles, two triples, one home run, 10 rbi, 21 runs scored, nine walks and seven stolen bases in May (28 games)...hit his third career leadoff home run, June 25 at New York (NL)...tied a club and modern day record with three triples, June 29 vs. Detroit...his day included four hits, a walk and a season-high five rbi...he became the first player in the Majors to have three triples in a game since 2002 (Rafael Furcal)...was successful in 18 consecutive stolen base attempts, April 9-July 24...stole his 20th base, giving him back-to-back 20-steal seasons, August 31 vs. Detroit...first Twin with consecutive 20-steal seasons since Torii Hunter in 2004 (21) and 2005 (23)...recorded his 10th triple of the season, tying his career-high (2009), September 20 vs. Cleveland...recorded four rbi, September 14 at Chicago (AL), marking his seventh career game with four-or-more rbi...had 49 multi-hit games (40 two-hit games, six three-hit games, and three four-hit games)...his 86.7% stolen base percentage tied Matt Lawton (1999) for the fourth-highest single season in Twins history (minimum of 15 stolen bases)...led club in at-bats, was tied for second in games and walks, and third in hits and runs.

2009: Made the Twins Opening Day roster for the first time in his career, making the start in left field and leading off on Opening Day, April 6 vs. Seattle...hit his first home run of the season, April 8 vs. Seattle...finished April batting .321 (26-for-81) with a .391 on-base percentage...first four-hit game of the season, May 4 at Detroit...tied career-high with three walks, May 15 at New York (AL)...second four-hit game, May 27 vs. Boston...first career five-hit game, July 3 vs. Detroit...first career leadoff home run, July 12 vs. Chicago (AL)...collected nine hits in 11 at-bats, August 7-8 at Detroit (four-hit game on the 7th and five-hit game on the 8th)...hit safely in 14 of 15 games, batting .450 (27-for-60) with 10 multi-hit games, August 18-September 2...second career leadoff home run, September 11 vs. Oakland...played in 145 games for the Twins, 84 in center field, 74 in left field and 39 in right field, committing just five errors...his 10 triples were the most by a Twins player since Cristian Guzman had 14 in 2003...his 68 rbi ranked third among AL leadoff hitters...finished tied for first in the American League in triples, ninth in batting average, tied for 10th in multi-hit games (54), and 14th in hits and runs scored...his 12 sacrifice hits were tied for fourth in the AL...finished third in the Majors with 40 infield hits...his .392 on-base percentage was the second-highest in club history for a leadoff hitter (minimum 550 at-bats)...was given the Mike Augustin Award for best relations with the media, by the Twin Cities Chapter of the BBWAA.

2008: Began season at Triple-A Rochester and played in two games before being recalled April 5 when Michael Cuddyer dislocated a finger...made Major League debut, starting in right field, April 6 vs. Kansas City...singled off Javier Vazquez for first Major League hit, April 7 at Chicago (AL)...optioned to Triple-A Rochester, April 24...disabled with a fractured finger on his left hand, May 21-June 12...first career four-hit game, July 10 at Detroit...moved from ninth in the lineup to the leadoff spot, July 22...hit first Major League home run off Mark Buehrle, July 28 at Chicago

(AL)...went 3-for-5 with a home run and first career four rbi game, August 22 at Los Angeles (AL)...recorded first career two-homer game and second career four-rbi game, September 13 at Baltimore (Game 1)...his .296 batting average tied him with Kirby Puckett for sixth on the Twins' All-Time list for rookies, while his .386 on-base percentage ranked second behind Corey Koskie's .387 (minimum 300 at-bats)...additionally, he was tied for 12th in runs scored and 13th in walks on that same list...his .346 batting average with runners in scoring position placed him 10th in the American League behind teammate Justin Morneau...most games played by a Twins rookie (92) since Dustin Mohr (113 in 2002)...named to the Topps Major League Rookie All-Star team...winner of the Bill Boni Award, given to the Twins Most Outstanding Rookie.

2007: Spent entire season at Triple-A Rochester and appeared in a 139 games (all as the Red Wings center fielder)...had a season-high four hits and matched a season-high with four rbi, August 27 vs. Pawtucket...hit .324 (33-for-102) with 16 runs and 13 rbi in August...hit safely in 23 of his final 32 games...led all of minor league baseball with 21 sacrifice hits.

2006: Hit .338 (27-for-80) in 20 games in April...played in Double-A All-Star Game, July 12 at Altoona...season-high 10-game hit-streak from August 19-27, batting .421 (16-for-38) with four rbi and three stolen bases...collected 44 multi-hit games...finished in the top 10 in Twins organization in games played, at-bats, runs scored, hits and stolen bases...led the entire Twins minor leagues in plate appearances (536), hits (153) and runs scored (80).

2005: Season-high five hits, April 28 at Dunedin...disabled with strained left hamstring, April 30-May 7...season-high 13-game hit-streak, going 20-for-49 (.408), May 12-26...played in Florida State League All-Star Game, June 18 at Clearwater...promoted to New Britain, June 23...was second among Twins' minor leaguers in batting and stolen bases...rated seventh-best prospect in Florida State League and 14th-best prospect in Eastern League by *Baseball America*...played for Grand Canyon in Arizona Fall League...named sixth-best prospect in the Twins' organization by *Baseball America*, entering the 2006 season.

2004: Season-high four hits and three rbi, May 8 vs. Ft. Wayne...disabled with broken right hamate bone, May 19-July 29...selected to Midwest League All-Star team but did not play...transferred to GCL Twins, July 29...promoted to Quad Cities, August 4...was third on club in stolen bases.

2003: Season-high nine-game hit-streak, going 12-for-31 (.387), July 30-August 8...tied for second on club in stolen bases...rated ninth-best prospect in Appalachian League by *Baseball America*...ranked seventh-best prospect in the Twins' organization by *Baseball America*, entering the 2004 season.

PROFESSIONAL: Signed by scout Brad Weitzel.

2011		SPAN'S GAME HIGHS				CAREER	
Hits: 4, 4/13 vs K.C.	HR: 1, 2x, last 5/23 vs. Sea.	Hits: 5, 2x, 8/8/09 at Det.				HR: 2, 9/13/08 at Bal.	
RBI: 2, 3x, last 6/3 at K.C.	Hit-Strike: 9, 4/19-29	RBI: 6, 9/26/09 at K.C.				Hit-Strike: 10, 2x, 8/23-9/2/09	
Grand Slams: --	SB: 1, 6x, last 8/6 vs. CWS.	Grand Slams: --				SB: 2, 4x, last 5/25/10 vs. NYY.	

		SPAN'S PLAYING RECORD																	
YEAR	CLUB	AVG	G	AB	R	H	2B	3B	HR	RBI	SH	SF	HB	BB	SO	SB	CS	E	OBP
2003	Elizabethton	.271	50	207	34	56	5	1	1	18	0	0	4	23	34	14	5	2	.355
2004	Quad Cities	.267	64	240	29	64	4	3	0	14	4	1	3	34	49	15	8	1	.363
	GCL Twins	.375	5	16	1	6	2	0	0	1	0	0	0	3	3	0	1	1	.474
2005	Ft. Myers	.339	49	186	38	63	3	3	1	19	2	1	1	22	25	13	4	2	.410
	New Britain	.285	68	267	47	76	6	5	0	26	5	2	8	22	41	10	8	4	.355
2006	New Britain	.285	134	536	80	153	16	6	2	45	15	1	5	40	78	24	11	4	.340
2007	Rochester	.267	139	487	59	130	20	7	3	55	21	0	0	40	90	25	14	6	.323
2008	Rochester	.340	40	156	32	53	11	1	3	14	2	0	0	26	36	15	8	1	.434
	MINNESOTA	.294	93	347	70	102	16	7	6	47	8	2	4	50	60	18	7	4	.387
2009	MINNESOTA	.311	145	578	97	180	16	10	8	68	12	6	10	70	89	23	10	5	.392
	Rochester	.333	2	6	1	2	1	0	0	0	0	0	1	1	1	1	1	0	.500
2010	MINNESOTA	.264	153	629	85	166	24	10	3	58	10	2	4	60	74	26	4	4	.331
2011	Rochester	.205	10	39	4	8	1	0	0	2	1	0	0	5	3	0	0	0	.205
	MINNESOTA	.264	70	284	37	75	11	5	2	16	0	0	0	27	36	6	1	1	.328
Minor League Totals		.286	561	2140	325	611	69	26	10	194	50	5	22	211	362	120	60	21	.355
Major League Totals		.285	461	1838	289	523	67	32	19	189	30	10	18	207	259	73	22	14	.361

		SPAN'S FIELDING RECORD							
POSITION	PCT	G	PO	A	E	TC	DP	PB	
Outfield	.989	457	1189	18	14	1221	7	—	

		SPAN'S DIVISION SERIES RECORD																	
YEAR	OPPONENT	AVG	G	AB	R	H	2B	3B	HR	RBI	SH	SF	HB	BB	SO	SB	CS	E	OBP
2009	New York (AL)	.400	3	15	1	6	1	0	0	0	0	0	0	0	2	1	0	0	.400
2010	New York (AL)	.308	3	13	0	4	0	0	0	0	0	0	0	0	0	0	0	0	.308
Division Series Totals		.357	6	28	1	10	1	0	0	1	0	0	0	0	2	1	0	0	.357

ANTHONY SWARZAK 51

RIGHT-HANDED PITCHER



HEIGHT/WEIGHT: 6-4/209
BORN: 9/10/85 in Ft. Lauderdale, FL
RESIDES: Ft. Lauderdale, FL

ACQUIRED: 2nd round, 2004 First-Year Player Draft
M.L. SERVICE: 1 year, 38 days
CONTRACT STATUS: Signed thru 2012

BATS/THROWS: R/R
OPENING DAY AGE: 26

PERSONAL: Anthony Ray Swarzak (pronounced SWAR-zack)...2004 graduate of Nova (FL) High School.

2011:

- Started the season with Triple-A Rochester...was the Red Wings Opening Day starter, tossing 4.2 scoreless innings with three hits allowed and seven strikeouts, April 7 at Pawtucket...did not factor into the decision.
- Tossed a 7.0-inning complete game, with one run allowed on four hits, earning his first victory of the season, April 19 at Buffalo.
- Went 1-1, 4.87 (20.1 ip, 11 er) in four starts during his first stint with the Red Wings.
- Recalled by Minnesota, April 28...made the second start of a doubleheader that same day against Tampa Bay, allowing five runs on eight hits in 5.1 innings, with one walk and one strikeout in suffering the loss...optioned back to Rochester following the game.
- Went 1-1, 2.25 (12.0 ip, 3 er) in two starts during his second stint with the Wings...recalled by Minnesota, May 16.
- Made his second start of the season for the Twins, tossing 8.0-shutout innings with one hit allowed, May 28 vs. Los Angeles (AL)...carried a no-hitter into the seventh inning until a Peter Bourjos double...did not factor into the decision.
- Earned his first win of the season, allowing two runs on seven hits in 6.0 innings, with two walks and one strikeout, June 2 at Kansas City.
- Joined the Twins starting rotation in late August and went 1-3, 5.85 (32.1 ip, 21 er) in six starts to finish the season.
- Tied his career-high with 8.0 innings pitched, September 5 vs. Chicago (AL)...allowed two runs on seven hits and was dealt the loss.
- Had third career six-strikeout game (second of season), September 27 vs. Kansas City.
- Went 3-5, 4.52 (63.2 ip, 32 er) in 11 starts and went 1-2, 3.99 (38.1 ip, 17 er) in 16 relief appearances for the Twins.

2010: Began the season at Triple-A Rochester and was the Red Wings Opening Day starter, allowing five runs on four hits in 3.0 innings, April 8 at Pawtucket...placed on the disabled list with broken bone in his right foot, after being struck by a batted-ball, April 14-May 23...had a season-high nine strikeouts in 7.0 innings, July 20 vs. Buffalo...finished second on the Red Wings' in starts and was third in innings pitched...pitched in the Venezuelan Winter League with Tigres de Aragua, going 2-3, 4.83 (31.2 ip, 17 er) in eight games (six starts).

2009: Began season at Triple-A Rochester...won three straight starts, posting a 1.80 ERA (20.0 ip, 4 er), May 1-11...contract selected, May 20...made Major League debut and first career start, tossing 7.0 shutout innings, May 23 vs. Milwaukee...became the first Twins pitcher in history to start a game and pitch 7.0 scoreless innings in his Major League debut, with the last to do it in franchise history being Mike Fomieleo on September 2, 1952 for the Washington Senators...had 11.0-inning scoreless streak to start his career, tied for second in Twins history with Doug Corbett from April 10-25, 1980...pitched another 7.0 shutout innings and season-high six strikeouts, earning his second win, June 13 at Chicago (NL)...according to the Elias Sports Bureau, he was the first rookie in 2009 to throw at least 7.0 shutout innings in two different starts...optioned to Rochester, June 13...went 1-0, 2.53 (21.1 ip, 6 er) in three starts with the Red Wings before being recalled by Minnesota on July 4...selected to play in the Triple-A All-Star game, but missed it due to promotion...optioned back to Rochester, August 21 and made three more starts for the Red Wings.

2008: Began season at Double-A New Britain...earned Twins' Pitcher of the Month for April after going 2-0, 2.08 (26.0 ip, 6 er) with 29 strikeouts...tied season-high with 10 strikeouts, May 29 vs. Connecticut...promoted to Triple-A Rochester, July 28...made seven starts for the Red Wings...did not allow more than two earned runs in any of his starts and pitched 5.0-plus innings in each outing...tossed season-high 8.0 innings, allowing one run on seven hits, striking out six and walking two, August 25 at Syracuse...pitched 7.0-plus innings four times at Triple-A with his last coming on August 31 vs. Buffalo, allowing three runs (one earned) on seven hits and no walks...ranked sixth-best prospect in the Twins' organization by *Baseball America* entering 2009.



2007: Made two starts with Double-A New Britain before being issued a 50-game suspension for violation of minor league drug policy, April 20... reinstated on June 11 and transferred to Ft. Myers, June 12...promoted to New Britain, June 27...went 3-1, 1.91 (37.2 ip, 8 er) with 34 strikeouts in six starts from June 28-July 25, including a 7.0 shutout-inning performance with 11 strikeouts, July 25 at Connecticut...season-high 8.1 innings, August 21 at New Hampshire...held left-handed batters to a .195 (22-for-113) batting average with one home run...pitched in the Arizona Fall League with the Phoenix Desert Dogs, going 1-1, 2.05 (22.0 ip, 5 er) in seven starts...named fifth-best prospect in the Twins' organization by *Baseball America* heading into the 2008 season.

2006: Spent entire season at Single-A Ft. Myers...went 3-1, 0.32 (28.0 ip, 1 er) in four starts from July 3-24...recorded first professional complete game shutout July 24 vs. Palm Beach...five-game win-streak, July 14-August 23, going 5-0, 1.55 (46.1 ip, 8 er) in six starts, including an 11-strikeout performance August 11 vs. Sarasota, earning him Florida State League Pitcher of the Week for August 7-13...finished first in the FSL in strikeouts and third in ERA...ranked fifth-best prospect in the Twins' organization by *Baseball America*, entering the 2007 season.

2005: Began season at Single-A Beloit...made his first start on April 7 vs. Quad Cities and earned the win, tossing 6.0 shutout-innings, allowing no hits, walking one and striking out eight...named Twins' Pitcher of the Month for May after winning five consecutive decisions, May 3-30, while posting an ERA of 0.24 (37.0 ip, 1 er) during those six starts...went five consecutive starts without allowing an earned run during that span, May 3-25...season-high 13 strikeouts, May 25 vs. Cedar Rapids...went eight starts from April 23-May 30 without allowing a home run (45.0 innings)...earned Midwest League Pitcher of the Week honors, May 23-30...was the Twins' Minor League Player of the Week, May 27-June 2...played in the Midwest League All-Star game...promoted to Ft. Myers, July 12...allowed two runs on five hits in 7.0 innings while striking out seven in his first start with the Miracle, July 16 at Brevard County...had three-game win-streak, August 18-29, going 3-0, 1.93 (18.2 ip, 4 er) during the stretch...made his last start on September 3 vs. Sarasota, striking out 11 in 7.0 innings, allowing two runs on four hits...finished second in the Twins' minor leagues in strikeouts (156) and third in wins (12)...ranked eighth-best prospect in the Midwest League by *Baseball America*...rated fifth-best prospect in the Twins' organization by *Baseball America*, entering the 2006 season.

2004: Began professional career with GCL Twins...earned his first win on July 8 at GCL Red Sox, allowing one run on five hits in 5.0 innings...second straight win July 14 at GCL Red Sox, tossing a season-high 7.0 shutout-innings...was 4-1, 1.59 (28.1 ip, 5 er) in six July starts...went 4-3, 2.85 (41.0 ip, 13 er) in nine starts and 1-0, 1.29 (7.0 ip, 1 er) in two relief appearances...led club in wins and games started and was third in strikeouts...ranked 15th best prospect in the Gulf Coast League by *Baseball America*...named seventh-best prospect in the Twins' organization by *Baseball America*, entering the 2005 season.

PROFESSIONAL: Signed by scout Brad Weitzel.

2011

SWARZAK'S GAME HIGHS

CAREER

IP: 8.0, 2x, last 9/5 vs. CWS. Walks: 2, 9x, last 9/22 vs. Sea.

IP: 8.0, 2x, last 9/5/11 vs. CWS. Walks: 4, 5/28/09 vs. Bos.

SO: 6, 2x, last 9/27 vs. K.C.

CG: --

SO: 6, 3x, last 9/27/11 vs. K.C.

CG: --

Win-Streak: 2, 6/2-7/10

Low-Hit: --

Win-Streak: 2, 6/2-7/10/11

Low-Hit: --

SWARZAK'S PITCHING RECORD

YEAR	CLUB	W-L	ERA	G	GS	CG	SH	SV	IP	H	R	ER	HR	HB	BB	SO	WP	BK	BAA
2004	GCL Twins	5-3	2.63	11	9	0	0	0	48.0	46	20	14	1	1	6	42	2	1	.251
2005	Beloit	9-5	4.04	18	18	0	0	0	91.1	81	48	41	7	7	32	101	3	1	.238
	Ft. Myers	3-4	3.66	10	10	0	0	0	59.0	72	25	24	3	1	11	55	1	1	.300
2006	Ft. Myers	11-7	3.27	27	27	2	1	0	145.2	131	56	53	8	1	60	131	4	3	.242
2007	Ft. Myers	0-0	2.30	3	3	0	0	0	15.2	14	6	4	0	1	5	18	0	0	.241
	New Britain	5-4	3.23	15	14	1	0	0	86.1	78	34	31	6	5	23	76	2	0	.241
2008	New Britain	3-8	5.67	20	20	0	0	0	101.2	126	71	64	12	3	37	76	1	0	.304
	Rochester	5-0	1.80	7	7	0	0	0	45.0	41	14	9	4	4	14	26	1	0	.243
2009	Rochester	4-5	3.28	13	13	0	0	0	79.2	79	31	29	4	3	21	45	2	0	.261
	MINNESOTA	3-7	6.25	12	12	0	0	0	59.0	76	43	41	12	2	20	34	0	0	.311
2010	Rochester	5-12	6.21	22	22	0	0	0	111.2	143	87	77	14	5	38	69	2	0	.312
2011	Rochester	2-1	3.90	6	6	1	0	0	32.1	35	14	14	3	0	7	25	0	0	.267
	MINNESOTA	4-7	4.32	27	11	0	0	0	102.0	111	53	49	9	6	26	55	3	1	.275
Minor League Totals		52-49	3.97	152	149	4	1	1	816.1	846	406	360	62	31	254	664	18	6	.268
Major League Totals		7-14	5.03	39	23	0	0	0	161.0	187	96	90	21	8	46	89	3	1	.289

SWARZAK'S FIELDING RECORD

POSITION	PCT	G	PO	A	E	TC	DP	PB
Pitcher	1.000	39	5	12	0	17	1	—

SWARZAK'S BATTING RECORD

BATTING	AVG	AB	R	H	2B	3B	HR	RBI	SH	SF	HB	BB	SO	SB	CS	OBP
Career	.000	2	0	0	0	0	0	0	0	0	0	0	2	0	0	.000



AARON THOMPSON

65

LEFT-HANDED PITCHER

HEIGHT/WEIGHT: 6-3/200
BORN: 2/28/87 in Santa Fe, NM
RESIDES: Houston, TX

ACQUIRED: Signed as free agent, 12/9/11
M.L. SERVICE: 24 days

CONTRACT STATUS: Signed thru 2012

BATS/THROWS: L/L
OPENING DAY AGE: 25

NON-ROSTER INVITE

PERSONAL: Aaron Marshall Thompson...2005 graduate of Second Baptist High School in Houston, TX, where he went 8-3 with two saves and a 0.84 ERA as a senior...also struck out 133 batters in 66.0 innings pitched...signed a letter of intent with Texas A&M before signing with the Florida Marlins.

2011:

- Was an invite to Pirates' Spring Training...was optioned to Double-A Altoona, March 14.
- Each of his first 11 appearances were starts, going 2-5, 4.91 (55.0 ip, 30 er) in those games...moved to the Curve's bullpen where he went 2-1, 5.47 (24.2 ip, 15 er) in 16 games.
- Designated for assignment, June 24...outrighted to Double-A Altoona, June 30...transferred to Indianapolis, August 10.
- Allowed just one run in 11.2 innings pitched for Indy (one start and two relief appearances) and had his contract selected by Pittsburgh, August 24.
- Made his Major League debut, August 24 vs. Milwaukee, tossing 4.1 scoreless innings with four hits allowed, two walks and one strikeout... started just the one game due to the Pirates having played two games as part of a make-up two days earlier...optioned back to Indianapolis after the start.
- Recalled by Pittsburgh, September 6 and appeared in three games for the Pirates out of the bullpen.

2010: Spent first full season in Washington organization...started the season with Double-A Harrisburg...transferred to Syracuse, April 24 and made one start vs. Rochester, before returning to Harrisburg, April 26...won back-to-back starts, June 22 and 28...earned his final win, tossing 6.0 hitless innings with one-hit allowed and six walks, June 28 at Portland...claimed off waivers by Pittsburgh, December 23.

2009: Began season with Double-A Jacksonville in the Florida organization...posted a 2.70 ERA (30.0 ip, 9 er) in five June starts...was acquired by Washington organization for infielder Nick Johnson, July 31 and was assigned to Harrisburg...struck out a season-high 11 batters and gave up one run in 6.0 innings of work, but received a no-decision, August 23 at Portland...established minor league career-high with 146.2 innings pitched.

2008: Spent majority of season with Single-A Carolina...placed on the 7-day disabled list with a left shoulder strain, May 16...made two rehab starts with the GCL Marlins and was reinstated, July 18...hit first professional home run, July 31 vs. Jacksonville...won his first game, tossing 7.0 scoreless innings, August 10 vs. Mobile...participated in Arizona Fall League and went 1-0 with a 6.00 ERA (15.0 ip, 10 er) in 11 relief appearances with the Mesa Solar Sox...rated as having the Best Changeup in the Florida system by *Baseball America*, prior to 2009 season.

2007: Spent season with Single-A Jupiter...ranked second among Florida minor leaguers in ERA and surrendered just two home runs...won his first decision with 8.0 scoreless innings in his fourth start, April 24 vs. St. Lucie...made first and only professional relief appearance, April 29 at St. Lucie...struck out a season-high 10 batters, May 25 vs. Clearwater...won back-to-back starts, August 14 and 20.

2006: Named to South Atlantic League mid-season All-Star team and posted minor league career-highs in victories and strikeouts, while spending entire season with Single-A Greensboro...was the winning pitcher in the All-Star Game, June 20...pitched a perfect sixth inning and struck out two batters and earned Pitcher-of-the-Game honors in the Game.

2005: Started his professional career with GCL Marlins...went 3-6 with a 3.96 ERA in 13 total starts...made first pro start, June 27 vs. GCL Mets...suffered three straight losses to begin his career before first win, July 18 at GCL Dodgers...transferred to Jamestown and picked up lone win with Jammers in second start, August 20 at Auburn...allowed three earned runs-or-less in all five starts with Jamestown.

PROFESSIONAL: Florida Marlins' 1st round pick (22nd overall) in the June 2005 First-Year Player Draft...signed by scout Dennis Cardoza.

PINCH-HITTER RULE

A player shall be considered a pinch-hitter only if he enters the game as a substitute batter, and then only on his first time at bat, which must be before he becomes a fielder. (If the team bats around and a pinch-hitter comes up a second time in the inning in which he first appeared, he will not be considered a pinch-hitter during that second time up.)

A substitute hitter for a designated hitter is both a pinch-hitter and a designated hitter on his first time at bat. On subsequent trips to the plate he is a designated hitter only.

2011

THOMPSON'S GAME HIGHS

CAREER

IP: 4.1, 8/24 vs. Mil.

Walks: 2, 2x, last 9/18 at LAD.

IP: 4.1, 8/24/11 vs. Mil.

Walks: 2, 2x, last 9/18/11 at LAD.

SO: 1, 8/24 vs. Mil.

CG: --

SO: 1, 8/24/11 vs. Mil.

CG: --

Win-Streak: --

Low-Hit: --

Win-Streak: --

Low-Hit: --

THOMPSON'S PITCHING RECORD

YEAR	CLUB	W-L	ERA	G	GS	CG	SH	SV	IP	H	R	ER	HR	HB	BB	SO	WP	BK	BAA
2005	GCL Marlins	2-4	4.50	8	8	0	0	0	32.0	42	20	16	1	0	10	41	4	0	.316
	Jamestown	1-2	3.10	5	5	0	0	0	20.1	25	13	7	1	1	10	17	0	0	.301
2006	Greensboro	8-8	3.63	24	24	0	0	0	134.0	139	68	54	12	5	35	114	3	2	.270
2007	Jupiter	4-6	3.37	20	19	0	0	0	115.0	121	64	43	2	4	35	84	9	0	.266
2008	GCL Marlins	0-0	2.00	2	2	0	0	0	9.0	8	2	2	0	0	1	9	0	0	.242
	Carolina	2-5	5.62	16	16	0	0	0	81.2	111	61	51	9	2	40	53	4	2	.331
2009	Jacksonville	5-9	4.11	20	20	0	0	0	114.0	121	63	52	7	2	43	75	5	2	.268
	Harrisburg	0-3	3.31	6	6	0	0	0	32.2	32	18	12	3	0	11	27	2	0	.254
2010	Syracuse	1-0	1.80	1	1	0	0	0	5.0	5	1	1	0	0	3	4	0	0	.250
	Harrisburg	4-13	5.80	26	26	0	0	0	136.2	164	96	88	16	5	53	95	5	2	.299
2011	Altoona	4-7	5.16	28	12	0	0	0	83.2	100	55	48	6	2	20	51	9	3	.307
	Indianapolis	1-0	2.84	5	4	0	0	0	19.0	23	6	6	0	0	9	10	0	0	.295
	PITTSBURGH	0-0	7.04	4	1	0	0	0	7.2	13	6	6	2	0	6	1	0	0	.382
Minor League Totals		32-57	4.37	161	143	0	0	0	783.0	891	467	380	57	21	270	580	41	11	.287
Major League Totals		0-0	7.04	4	1	0	0	0	7.2	13	6	6	2	0	6	1	0	0	.382

THOMPSON'S BATTING RECORD

BATTING	AVG	AB	R	H	2B	3B	HR	RBI	SH	SF	HB	BB	SO	SB	CS	OBP
Career	.000	0	0	0	0	0	0	0	0	0	0	1	0	0	0	1.000

THOMPSON'S FIELDING RECORD

POSITION	PCT	G	PO	A	E	TC	DP	PB
Pitcher	1.000	4	0	2	0	2	0	—

TWINS' FIRST MAJOR LEAGUE HOME RUNS

PLAYER	DATE	OPPONENT	PITCHER	CAREER PLATE APPEARANCE #	RUNS
Sean Burroughs	4-19-02	at Los Angeles (NL)	Hideo Nomo	44th	Solo
Drew Butera	6-19-10	at Philadelphia	Chad Durbin	40th	Solo
Jamey Carroll	9-15-02	at Montreal	Tyler Walker	17th	2-run
Matt Carson	9-21-09	Texas	Eddie Guardado	9th	2-run
Alexi Casilla	5-19-08	Texas	Scott Feldman	216th	3-run
Ryan Doumit	7-19-05	Houston	Ezequiel Astacio	90th	Solo
Michael Hollimon	7-3-08	at Seattle	Mark Lowe	23rd	Solo
Luke Hughes	4-28-10	at Detroit	Max Scherzer	1st	Solo
Jason Marquis	5-11-02	San Diego	Brian Lawrence	46th	Solo
Joe Mauer	6-6-04	Detroit	Esteban Yan	17th	3-run
Justin Morneau	6-17-03	at Kansas City	Albie Lopez	23rd	Solo
Chris Parmelee	9-17-11	Cleveland	Josh Judy	33rd	2-run
Carl Pavano	5-1-04	at San Francisco	Jason Schmidt	259th	Solo
Steve Pearce	9-9-08	at Houston	Randy Wolf	152nd	Solo
Trevor Plouffe	8-7-10	at Cleveland	Fausto Carmona	31st	Solo
Wilkin Ramirez	5-20-09	Texas	Matt Harrison	3rd	Solo
Rene Rivera	6-26-05	at San Diego	Woody Williams	13th	3-run
Denard Span	7-28-08	Chicago (AL)	Mark Buehrle	125th	2-run
Rene Tosoni	7-10-11	Detroit	Rick Porcello	32nd	Solo
J.R. Towles	4-8-11	Florida	Ricky Nolasco	9th	Solo
Danny Valencia	7-26-10	at Kansas City	Zack Greinke	89th	Grand Slam
Josh Willingham	7-18-04	at Pittsburgh	Oliver Perez	12th	Solo

List includes non-roster invites



DARYL THOMPSON

68

RIGHT-HANDED PITCHER

HEIGHT/WEIGHT: 6-1/185
BORN: 11/2/85 in La Plata, MD
RESIDES: Mechanicsville, MD

BATS/THROWS: R/R
OPENING DAY AGE: 26

ACQUIRED: Signed as free agent, 11/17/11
M.L. SERVICE: 17 days

CONTRACT STATUS: Signed thru 2012

NON-ROSTER INVITE

PERSONAL: Daryl Marcelus Thompson...2003 graduate of La Plata (MD) High School.

2011:

- Was an invite to Reds Spring Training...started the season with Double-A Carolina.
- Made nine starts for the Mudcats before being recalled by Cincinnati, May 26.
- Appeared in one game for Reds, allowing five runs on six hits in 3.0 relief innings, May 26 at Philadelphia...optioned to Double-A Carolina, May 27, then to Louisville, May 30.
- Recalled by Cincinnati, June 6 but did not appear in a game for the Reds...optioned back to Louisville, June 7.
- Went 2-0, 2.48 (40.0 ip, 11 er) with 39 strikeouts in his first seven games (six starts) for the Bats.
- Elected free agency, November 1 and signed with the Twins, November 17.

2010: Spent the season with Double-A Carolina, including three rehab starts with the AZL Reds...placed on the 7-day disabled list with a right shoulder strain, May 17-June 30...placed on the 7-day disabled list with right shoulder inflammation, July 26-September 1...pitched for the Peoria Saguaros in the Arizona Fall League...named AFL's Pitcher of the Week for the first week of November, striking out six batters in 4.0 innings in one start...was added to Cincinnati's 40-man roster, November 19.

2009: Made just nine appearances in the minor leagues due to three stints on the disabled list with inflammation in his right elbow: April 9-21, May 20-June 24, and July 1-through the rest of the season...had surgery to repair the frayed posterior labrum in his right shoulder, by Dr. Timothy Kremcheck...was outrighted off Cincinnati's 40-man roster, November 20.

2008: Was an invite to Reds Spring Training...optioned to Double-A Chattanooga, March 14, where he started the season...transferred to Triple-A Louisville, May 26...recalled by Cincinnati, June 21...made his Major League debut, June 21 at New York (AL) and did not allow a run in 5.0 innings (ND)...began his Major League career with 9.0 scoreless innings until a Grady Sizemore solo home run, June 27 at Cleveland...optioned to Louisville, July 3...placed on the 7-day disabled list with a right shoulder strain, July 17-August 12...named Cincinnati's Minor League Pitcher of the Year, going 8-4, 2.70 (126.2 ip, 38 er) in 20 starts (one rehab start) between all three levels...led all Reds minor leaguers in ERA.

2007: Started the season with Single-A Dayton...named Midwest League Pitcher of the Week, April 16-22, after going 2-0, 0.00 (12.0 ip) with no hits allowed, no walks and eight strikeouts in two starts...named Reds' Minor League Pitcher of the Month in April, after going 4-0, 0.39 (23.0 ip, 1 er) with 11 hits allowed, one walk and 19 strikeouts in four starts...transferred to Single-A Sarasota, May 8...named Florida State League pitcher of the Week, August 13-19...named Reds' Minor League Pitcher of the Month for a second time, in August, after going 5-0, 1.80 (30.0 ip, 6 er) with 26 hits allowed eight walks and 26 strikeouts in six games...ranked first among Reds minor leaguers in wins (14), was second in ERA (3.18) and fifth in strikeouts (121)...led Sarasota with nine wins and 97 strikeouts...combined to go 14-5, 3.18 (133.0 ip, 47 er) in 27 starts for both levels...added to Cincinnati's 40-man roster, November 20.

2006: Started the season with Single-A Vermont in the Nationals organization...was traded to the Reds along with pitchers Bill Bray and Gary Majewski and infielders Royce Clayton and Brendan Harris for outfielder Austin Kearns, infielder Felipe Lopez and pitcher Ryan Wagner, July 13...combined to go 0-1, 3.92 (20.2 ip, 9 er) in nine games (one start) for both clubs.

2005: Spent the season with Single-A Savannah...named South Atlantic League Pitcher of the Week, April 26-May 2, after going 2-0, 0.00 (12.0 ip) with two walks and 10 strikeouts in two starts...ranked 10th-best prospect in Washington's organization by *Baseball America*, following the 2006 season.

2004: Spent the season with Single-A Savannah, posting a record of 4-9, 5.08 (102.2 ip, 58 er) in 25 games (21 starts)...pitched over 100.0 innings for the season, striking out 79 and walking 30.

2003: Signed his first contract, June 8 and spent his first professional season with the GCL Expos, posting a record of 1-2, 2.15 (46.0 ip, 11 er) in 12 games (10 starts).

PROFESSIONAL: Montreal Expos' 8th round pick in the June 2003 First-Year Player Draft.

2011

THOMPSON'S GAME HIGHS

CAREER

IP: 3.0, 5/26 at Phi.

Wks: 5, 5/26 at Phi.

IP: 5.0, 2x, last 6/27/08 at Cle.

Wks: 5, 5/26/11 at Phi.

SO: --

CG: --

SO: 2, 3x, last 7/2/08 vs. Pit.

CG: --

Win-Streak: --

Low-Hit: --

Win-Streak: --

Low-Hit: --

THOMPSON'S PITCHING RECORD

YEAR	CLUB	W-L	ERA	G	GS	CG	SH	SV	IP	H	ER	HR	HB	BB	SO	WP	BK	BAA
2003	GCL Expos	1- 2	2.15	12	10	0	0	0	46.0	49	16	11	1	2	11	18	2	0.288
2004	Savannah	4- 9	5.08	25	21	0	0	0	102.2	117	66	58	13	9	30	79	4	2.296
2005	Savannah	2- 3	3.35	11	11	0	0	0	53.2	46	23	20	3	1	24	48	3	1.232
2006	Vermont	0- 1	6.75	4	4	0	0	0	6.2	5	5	5	0	1	5	8	1	0.200
	GCL Reds	0- 0	2.57	5	4	0	0	0	14.0	10	4	4	1	2	4	16	0	0.222
2007	Dayton	5- 0	0.96	5	5	0	0	0	28.0	16	3	3	1	0	2	24	0	0.165
	Sarasota	9- 5	3.77	22	22	0	0	0	105.0	106	51	44	19	5	31	97	1	3.262
2008	Chattanooga	3- 2	1.76	10	10	0	0	0	61.1	44	19	12	2	0	14	56	5	0.208
	Louisville	5- 0	2.76	7	7	0	0	0	45.2	39	15	14	4	2	9	33	1	0.232
	Sarasota	0- 2	6.89	3	3	0	0	0	15.2	20	12	12	2	0	7	7	0	0.339
	GCL Reds	0- 0	0.00	1	0	0	0	0	4.0	2	1	0	0	0	3	0	0	0.133
	CINCINNATI	0- 2	6.91	3	3	0	0	0	14.1	20	11	11	3	1	7	6	1	1.328
2009	Louisville	1- 2	6.59	8	6	0	0	0	28.2	34	22	21	3	0	7	8	2	0.288
	GCL Reds	0- 0	27.00	1	1	0	0	0	0.2	2	3	2	0	0	2	1	1	0.500
2010	Carolina	0- 5	3.71	12	12	0	0	0	51.0	38	25	21	3	1	11	52	2	0.211
	AZL Reds	1- 0	2.45	3	3	0	0	0	11.0	10	3	3	1	0	2	17	2	1.238
2011	Carolina	1- 4	4.44	9	9	0	0	0	46.2	47	28	23	7	1	17	41	2	0.264
	Louisville	3- 4	4.17	17	15	0	0	1	90.2	103	48	42	11	2	23	82	1	1.286
	CINCINNATI	0- 1	15.00	1	0	0	0	0	3.0	6	5	5	0	0	5	0	0	0.429
Minor League Totals		35-39	3.73	155	143	0	0	1	711.1	688	344	295	71	26	199	590	27	8.258
Major League Totals		0- 3	8.31	4	3	0	0	0	17.1	26	16	16	3	1	12	6	1	1.347

THOMPSON'S BATTING RECORD

BATTING	AVG	AB	R	H	2B	3B	HR	RBI	SH	SF	HB	BB	SO	SB	CS	OBP
Career	.000	3	2	0	0	0	0	0	0	0	0	0	1	0	0	.000

THOMPSON'S FIELDING RECORD

POSITION	PCT	G	PO	A	E	TC	DP	PB
Pitcher	1.000	4	1	2	0	3	1	—

TWINS' LONGEST HITTING STREAKS

PLAYER	GAMES	DATES
Ken Landreaux	31	April 23-May 30, 1980
Brian Harper	25	July 6-August 4, 1990
Lenny Green	24	May 1-28, 1961
Kent Hrbek	23	April 17-May 13, 1982
Kirby Puckett	23	September 26, 1993-April 20, 1994
Marty Cordova	23	June 5-29, 1996
Cristian Guzman	23	August 1-August 25, 2002
Torii Hunter	23	April 11-May 9, 2007
Shane Mack	22	July 26-August 18, 1992
Ted Uhlaender	20	August 16-September 7, 1969
Chuck Knoblauch	20	September 2-25, 1991
Bob Allison	19	June 12-28, 1964
Roy Smalley	19	April 29-May 20, 1979
Brian Harper	19	July 20-August 12, 1993
David Ortiz	19	July 17-August 6, 2002
Nick Punto	19	July 4-28, 2006
Rod Carew	18	May 30-June 19, 1973
Rod Carew	18	September 7-27, 1974
Gary Gaetti	18	May 6-27, 1983
Chuck Knoblauch	18	August 7-26, 1997

PLAYER	GAMES	DATES
Tony Oliva	17	July 16-August 1, 1964
Tony Oliva	17	May 13-June 2, 1970
Kent Hrbek	17	May 25-June 13, 1982
Kirby Puckett	17	September 15-October 2, 1988
Kent Hrbek	17	August 21-September 7, 1990
Kent Hrbek	17	August 11-30, 1991
Chuck Knoblauch	17	July 29-August 18, 1993
Paul Molitor	17	August 31-September 19, 1998
Cristian Guzman	17	June 8-26, 2001
Danny Thompson	17	April 28-May 17, 1973
Dave McKay	16	August 29-September 17, 1975
Mickey Hatcher	16	July 20-August 27, 1983
Gary Gaetti	16	August 5-19, 1984
Kirby Puckett	16	April 16-May 3, 1986
Kirby Puckett	16	July 6-26, 1991
Chili Davis	16	July 21-August 7, 1991
Matt Lawton	16	April 13-30, 2000
Justin Morneau	16	June 22-July 9, 2006
Orlando Cabrera	16	September 19-October 6, 2009



RENE TOSONI

OUTFIELDER

23

HEIGHT/WEIGHT: 6-0/200

BORN: 7/2/86 in Toronto, ON

RESIDES: Coquitlam, BC (Canada)

ACQUIRED: 36th round, 2005 First-Year Player Draft

M.L. SERVICE: 90 days

CONTRACT STATUS: Signed thru 2012

BATS/THROWS: L/R

OPENING DAY AGE: 25

PERSONAL: Rene Micheal Tosoni (pronounced ruh-NAY tuh-SO-nee)...wife Whitney (Jenner)...2004 graduate of Terry Fox Secondary School in Port Coquitlam, British Columbia (Canada) where he also played hockey and volleyball...played high school baseball for the Coquitlam Reds of the B.C. Premier Baseball League...attended Chipola Junior College...member of Canada's Junior National Baseball team in 2003 and 2004.

2011:

- Started the season with Triple-A Rochester...made four stints with the Twins during the season.
- Hit safely in 18 of his first 20 games with the Red Wings, including a 10-game hitting streak, April 8-19.
- Recalled by Minnesota, April 28, when the Twins placed Delmon Young on the 15-day disabled list.
- Went 2-for-4 with an rbi in his first game, April 28 vs. Tampa Bay...recorded his first Major League hit, a single off Jeremy Hellickson in his first at-bat...recorded his first career rbi with a single off Hellickson in his third at-bat.
- Hit his first Major League home run, a solo homer off Rick Porcello, May 10 vs. Detroit.
- Played in 13 games for the Twins before being optioned back to Triple-A Rochester, May 12, when Delmon Young was reinstated from the disabled list.
- Played in 26 games for the Red Wings before being recalled again, June 9, when the Twins placed Denard Span on the 7-day disabled list.
- Played 13 games for the Twins and was optioned back to Triple-A Rochester, June 24 when Jim Thome was reinstated from the disabled list...recalled on June 26, only to be optioned again, July 10.
- Set a Triple-A season-high with four hits, August 2 vs. Buffalo.
- Recalled by Minnesota for final time, August 15, when the Twins traded Delmon Young to Detroit.
- Hit safely in his final nine games for Minnesota, setting a season-high for a hitting streak...batted .423 (11-for-26) with five doubles, two home runs and eight rbi during that stretch.
- Hit the first grand slam by a Twins player at Target Field, September 27 vs. Kansas City...the grand slam came off Vin Mazzaro in the sixth inning...he was one of two players to hit a grand slam for the Twins in 2011 (Michael Cuddyer, August 3 at LAA).

2010: Was a Spring Training invite...reassigned to minor league camp and assigned to Double-A New Britain, March 14...batted .432 (16-for-37) in his first 10 games for the Rock Cats...named Twins Minor League Player of the Week, April 23 after batting .423 with two doubles, one home run, two rbi, four runs scored and two walks in seven games...played in his final game on June 6, before being placed on the disabled list with a season-ending right labrum strain, June 10.

2009: Spent entire season at Double-A New Britain...hit .323 (30-for-93) with six doubles, two triples, five home runs, 20 rbi and 17 runs scored in 30 games in May...collected 19 multi-rbi games, including a season-high three rbi seven times...selected to play in the XM Future's game in St. Louis and was named the game's Most Valuable Player after a go-ahead pinch-hit rbi-double in his only at-bat of the game, leading the World Team to a 7-5 win over the United States...batted .308 (91-for-295) with 13 home runs vs. right-handers...recorded 30 multi-hit games...finished third among Twins minor leaguers with 71 rbi...participated in the Arizona Fall League with the Mesa Solar Sox, batting .218 (19-for-87) with one home run and 10 rbi in 23 games.

2008: Spent entire season at Single-A Ft. Myers...had four-hit game, April 21 vs. Lakeland...batted .340 (16-for-47) in 13 May games...disabled with a left foot fracture, May 17...selected to the Florida State League All-Star team (DNP-DL)...rehabbed with the GCL Twins for two games and reinstated, August 26...hit safely in 30 of his 42 games played...batted .440 (11-for-25) vs. lefties and .270 (31-for-115) vs. righties.

2007: Began season at Rookie-Level Elizabethton...hit his first professional home run, July 21 vs. Bluefield...batted .337 (29-for-86) in 26 July games...recorded 22 multi-hit games...named to the Appalachian League Postseason All-Star team...transferred to Beloit, September 2...ranked third in runs and on-base percentage in the Appalachian League...transferred to Beloit, September 2 for two games, collecting three hits in 11 at-bats.

PROFESSIONAL: Signed by scout Mark Quimuyog...originally selected by the Twins in the 34th round of the 2004 First-Year Player Draft.

TWINS SENT TO FUTURE'S GAME

MINOR LEAGUE ALL-STAR FUTURE'S GAME PARTICIPANTS (CURRENT 40-MAN ROSTER ONLY)

PLAYER	TEAM	YEAR
Liam Hendriks, RHP	World	2010
	World	2011
Luke Hughes, IF	World	2008
Francisco Liriano, LHP	World	2002
	World	2005
Joe Mauer, C	U.S.	2003
Justin Morneau, IF	World	2002
	World	2004
Ben Revere, OF	U.S.	2010
Rene Tosoni, OF*	World	2009

*Earned game MVP Award

2011

TOSONI'S GAME HIGHS

CAREER

Hits: 3, 9/22 vs. Sea.

HR: 1, 5x, last 9/27 vs. K.C.

Hits: 3, 9/22/11 vs. Sea.

HR: 1, 5x, last 9/27/11 vs. K.C.

RBI: 4, 9/27 vs. K.C.

Hit-Strike: 9, 9/20-28

RBI: 4, 9/27/11 vs. K.C.

Hit-Strike: 9, 9/20-28/11

Grand Slams: --

SB: --

Grand Slams: --

SB: --

TOSONI'S PLAYING RECORD

YEAR	CLUB	AVG	G	AB	R	H	2B	3B	HR	RBI	SH	SF	HB	BB	SO	SB	CS	E	OBP
2007	Elizabethton	.301	63	236	58	71	13	4	3	31	1	4	13	32	48	13	4	2	.407
	Beloit	.273	2	11	1	3	1	0	0	1	0	0	0	0	2	0	0	0	.273
2008	GCL Twins	.667	2	6	3	4	0	0	1	3	0	0	0	0	1	0	0	1	.667
	Ft. Myers	.300	42	140	27	42	7	3	1	19	1	2	6	21	30	3	5	1	.408
2009	New Britain	.271	122	425	64	115	25	4	15	71	1	3	16	45	98	8	8	7	.360
2010	New Britain	.270	52	185	22	50	8	4	4	24	2	2	5	25	52	3	1	0	.369
2011	Rochester	.226	73	274	30	62	14	0	6	32	2	1	2	20	68	4	0	4	.283
MINNESOTA		.203	60	172	20	35	7	1	5	22	0	0	3	14	42	0	2	3	.275
Minor League Totals		.272	356	1277	205	347	68	15	30	181	7	12	42	143	299	31	18	15	.361
Major League Totals		.203	60	172	20	35	7	1	5	22	0	0	3	14	42	0	2	3	.275

TOSONI'S FIELDING RECORD

POSITION	PCT	G	PO	A	E	TC	DP	PB
Outfield	.968	42	87	4	3	94	0	—

TWINS ARIZONA FALL LEAGUE PARTICIPANTS

1992

GRAND CANYON

Rex Delaney
Chip Hale
Jon Henry
Ray Ortiz
Derek Parks
Scott Ullger (Mgr.)

1993

TEMPE

Anthony Byrd
Mike Durant
Sean Gavaghan
Denny Hocking
Todd Ritchie
Bill Wissler
Jim Kahmann (Trn.)

1994

CHANDLER

Marty Cordova
Gus Gandarillas
Brian Raabe
Dan Serafini
Scott Stahoviak
Scott Watkins
Gorman Heim Mueller (Cch.)
Rick McWane (Trn.)

1995

PEORIA

LaTroy Hawkins
Matt Lawton
Dan Naulty
Kevin Ohme
Jamie Ogden
Mitch Simons
Todd Walker

1996

SCOTTSDALE

Jason Bell
J.J. Johnson
Jamie Ogden
Mark Redman
Todd Ritchie
Dan Serafini
Stu Cliburn (Cch.)

1997

SUN CITIES

Tom Gourdin
Jeff Harris
Corey Koskie
Chad Moeller
Mike Moriarty
Brad Niedermaier
Dan Perkins
Benj Sampson
Al Newman (Mgr.)

1998

PHOENIX

Torii Hunter
Mike Lincoln
Joe Mays
Doug Mientkiewicz
A.J. Pierzynski
Brent Stenzel
Lanning Tucker (Trn.)

1999

GRAND CANYON

Dan Cey
Michael Cuddyer
David Hooten
Matt Kinney
Chad Moeller
Nate Yeskie
Bill Springman (Cch.)

2000

GRAND CANYON

Bobby Kielty
Matt Kinney
Matthew LeCroy
Kyle Lohse
Lee Marshall
Ryan Mills
Rick Anderson (Cch.)
Jeff Carter (Cch.)
Dave Pruemer (Trn.)

2001

GRAND CANYON

Grant Balfour
Rob Bowen
Michael Cuddyer
Peter Fisher
Kevin Frederick
Matthew LeCroy
Michael Restovich

2002

PHOENIX

Rob Bowen
Willie Eyre
Brent Hoard
Justin Moreau
Michael Restovich
Brad Thomas
John Russell (Mgr.)

2003

GRAND CANYON

Henry Bonilla
Rob Bowen
Jake Maurer
Pat Neshek
Terry Tiffie
Brian Wolfe
Dave Pruemer (Trn.)

2004

GRAND CANYON

Scott Baker
Jason Bartlett
Rob Bowen
Jesse Crain
J.D. Durbin
Jason Kubel
Kevin West
Jose Marzan (Cch.)

2005

GRAND CANYON

Ricky Barrett
Travis Bowyer
Garrett Jones
Matt Moses
Glen Perkins
Denard Span
Tony Leo (Trn.)

2006

MESA

Kevin Cameron
Doug Deeds
Matt Moses
Jay Sawatski
Errol Simonitsch
Kevin Slowey
Matt Tolbert
David Winfree
Larry Benness (Trn.)

2007

PHOENIX

Nick Blackburn
Drew Butera
Matt Macri
Eduardo Morlan
Ryan Mullins
Trevor Plouffe
Anthony Swarzak
Gary Lucas (Cch.)

2008

PHOENIX

Rob Delaney
Tim Lahey
Jeff Manship
Dustin Martin
Anthony Slama
Steve Tolleson
Danny Valencia
Stan Cliburn (Mgr.)

2009

MESA

Alex Burnett
Steve Hirschfeld
Mike McCardell
Chris Parmelee
Steve Singleton
Spencer Steedley
Rene Tosoni
Larry Benness (Trn.)

2010

PEORIA

Joe Benson
David Bromberg
Carlos Gutierrez
Chris Parmelee
Ben Revere
Tyler Robertson
Kyle Waldrop
Floyd Rayford (Cch.)

2011

MESA

Cole DeVries
Brian Dozier
Chris Herrmann
Aaron Hicks
Brett Jacobson
Bruce Pugh
Dakota Watts
Steve Mintz (Cch.)



J.R. TOWLES

CATCHER

5

HEIGHT/WEIGHT: 6-2/205
BORN: 2/11/84 in Crosby, TX
RESIDES: Tomball, TX

BATS/THROWS: R/R
OPENING DAY AGE: 28

ACQUIRED: Signed as free agent, 12/10/11
M.L. SERVICE: 2 years, 2 days

CONTRACT STATUS: Signed thru 2012

NON-ROSTER INVITE

PERSONAL: Justin Richard Towles (pronounced TOLES)...wife Brittany (Broadus)...2002 graduate of Crosby High School (TX) where he was All-District three years...represented Crosby in The Houston Area Baseball Game...attended junior college at Collin Community College and North Central Texas College in Gainesville...received two-time All-Conference and All-American honors...had a street in Crosby, Texas named after him in 2008 (J.R. Towles Lane).

2011:

- Started the season with Houston...hit safely in each of his first six games and in 10 of his first 11, including three doubles, two home runs and four rbi in that span.
- Batted .364 (12-for-33) with two home runs, four rbi, four runs scored and five walks in 10 April games.
- Hit his first career walk-off rbi-single, May 25 vs. Los Angeles (NL).
- Optioned to Triple-A Oklahoma City, July 6...played in 35 games for the RedHawks, batting .276 (29-for-105) with three home runs and 11 rbi.
- Recalled by Houston, September 2...played in 10 games for the Astros in September.
- Set career-highs with Houston in at-bats, runs, hits and doubles.
- Outrighted on October 13.
- Granted free agency on November 2.

2010: Began the year as Houston's Opening Day starting catcher for the first time in his career...batted .429 (6-for-14) with seven rbi with runners in scoring position...went 3-for-4 with a homer and two rbi, April 17 at Chicago (NL), his most hits in a game since a four-hit game, September 30, 2007 at St. Louis...optioned to Double-A Corpus Christi, May 4...played in five games for Corpus Christi before tearing a ligament in his right thumb sliding into second base...missed the remainder of the season after surgery, July 26.

2009: Started the season with Triple-A Round Rock...posted a .344 (11-for-32) batting average in 11 April games for the Express...appeared in four games for Houston during his first stint with the club, April 25-May 11...in two stints with Houston, he batted .188 (9-for-48) with seven runs, two homers, three walks and three rbi in 16 games...recorded his first career two-home run game, September 30 at Philadelphia, both off Pedro Martinez, becoming the seventh MLB player to ever hit two homers off Martinez in a game...started 14 games at catcher, including 11 starts after his final recall of the season, September 4...started nine of the Astros' last 17 games of the season.

2008: Named Houston's top prospect by *Baseball America*, entering the season...started the season with Houston before being optioned to Triple-A Round Rock, June 5...recalled on July 2 and was optioned to Round Rock, July 21...recalled September 2 and finished the season with Houston...threw out five base runners attempting to steal (27.8 percent caught stealing)...hit .304 with seven homers and 28 rbi for Triple-A Round Rock...caught nine of 30 base stealers with the Express.

2007: Started the season with Single-A Salem...transferred to Double-A Corpus Christi, May 14...played for the U.S. Team at the All-Star Futures Game, July 8 in San Francisco...transferred to Triple-A Round Rock, August 10...contract selected by Houston, September 4...made his first start at catcher, September 15 vs. Pittsburgh and recorded his first Major League hit, singling off Matt Morris...went 4-for-4 and hit his first Major League home run, a two-run shot off infielder Aaron Miles, September 20 at St. Louis...drove in eight runs in the game, setting a franchise record and a record for the most by a catcher in a Major League Baseball game since Ivan Rodriguez drove in nine runs, April 13, 1999 for Texas (at Seattle)...he was the fastest player to have an eight-rbi game in his career, according to SABR, with the game marking the sixth of his MLB career...previous mark held by Jason Bay (eight rbi in his 21st game, September 19, 2003)...his three extra-base hits also tied the club rookie record...had seven-game hit-streak, September 20-27.

2006: Spent the season with Single-A Lexington...named South Atlanta League All-Star and won the SAL Home Run Derby...hit .317 and hit a career-high 12 home runs...set career-highs in rbi (55), doubles (19), runs (39), and stolen bases (13)...named the Best Defensive Catcher in the Astros minor league system by *Baseball America*, following the season.

2005: Led the Legends with a .346 (56-for-162) batting average...also posted a .436 on-base percentage and a .549 slugging...recorded 14 doubles and 23 rbi in 45 games for Lexington...finished the season with a .993 fielding percentage as a catcher.

2004: Hit .243 (27-for-111) with six doubles and eight rbi in 39 games for Rookie-level Greeneville...named 2004 Astros Rookie of the Year for Greeneville...named Greeneville's Defensive Player of the Month twice.

PROFESSIONAL: Houston Astros' 20th round pick in the June 2004 First-Year Player Draft...signed by scout Pat Murphy.

2011

TOWLES' GAME HIGHS

CAREER

Hits: 3, 2x, last 5/25 vs. LAD.

HR: 1, 3x, last 5/30 at CHC.

Hits: 4, 9/20/07 at StL.

HR: 2, 9/30/09 at Phi.

RBI: 1, 11x, last 9/27 vs. StL.

Hit-Streak: 6, 4/2-19

RBI: 8, 9/20/07 at StL.

Hit-Streak: 7, 9/20-26/07

Grand Slams: --

SB: --

Grand Slams: --

SB: --

TOWLES' PLAYING RECORD

YEAR	CLUB	AVG	G	AB	R	H	2B	3B	HR	RBI	SH	SF	HB	BB	SO	SB	CS	E	OBP
2004	Greeneville	.243	39	111	17	27	6	0	8	1	1	11	12	23	4	3	1	370	
2005	Lexington	.346	45	162	35	56	14	2	5	23	5	0	10	16	29	11	7	2	436
2006	Lexington	.317	81	284	39	90	19	2	12	55	4	2	10	21	46	13	5	5	382
2007	Salem	.200	26	90	14	18	3	2	0	11	0	4	9	12	15	3	5	1	339
	Corpus Christi	.324	61	216	47	70	12	2	11	49	3	0	15	23	35	9	4	4	425
	Round Rock	.279	13	43	5	12	0	0	0	2	2	0	1	4	7	2	4	0	354
	HOUSTON	.375	14	40	9	15	5	0	1	12	0	0	1	3	1	0	1	0	432
2008	Round Rock	.304	48	168	28	51	8	2	7	28	3	2	6	13	31	4	3	3	370
	HOUSTON	.137	54	146	10	20	5	0	4	16	3	0	6	16	40	0	0	2	250
2009	Round Rock	.276	56	145	23	40	12	1	4	22	2	3	6	22	27	3	0	3	386
	HOUSTON	.188	16	48	7	9	2	0	2	3	1	0	1	3	16	0	0	0	250
2010	Corpus Christi	.143	5	14	3	2	1	0	0	3	0	0	2	4	4	2	0	0	400
	HOUSTON	.191	17	47	3	9	3	0	1	8	0	1	1	2	12	0	0	1	235
2011	Oklahoma City	.276	35	105	19	29	4	0	3	11	1	1	11	18	11	3	0	1	430
	HOUSTON	.184	54	147	11	27	7	0	3	11	1	2	2	13	26	0	0	6	256
	Minor League Totals	.295	409	1338	230	395	79	11	42	212	21	13	81	145	228	54	31	20	394
	Major League Totals	.187	155	428	40	80	22	0	11	50	5	3	11	37	95	0	1	9	267

TOWLES' FIELDING RECORD

POSITION	PCT	G	PO	A	E	TC	DP	PB
Catcher	.990	148	836	56	9	901	5	—

SAVES RULE

Credit a pitcher with a save when he meets all three of the following conditions:

- (1) He is the finishing pitcher in a game won by his club; and
- (2) He is not the winning pitcher; and
- (3) He qualifies under one of the following conditions:
 - (a) He enters the game with a lead of no more than three runs and pitches for at least one inning; or
 - (b) He enters the game with the potential tying run either on base, at bat or on deck; or
 - (c) He pitches effectively for at least three innings.

No more than one save may be credited in each game.

It is considered a 'blown save' when a pitcher who has entered a game in a save situation departs with the save situation no longer in effect because he has given up the lead. If the save situation still exists when he leaves the game, he is not charged with a save opportunity. And, if he has not given up the lead when he leaves the game, even though the save situation may no longer exist, he is not charged with a save opportunity.



DANNY VALENCIA

22

THIRD BASEMAN

HEIGHT/WEIGHT: 6-2/218

BORN: 9/19/84 in Miami, FL

RESIDES: Miami, FL

ACQUIRED: 19th round, 2006 First-Year Player Draft

M.L. SERVICE: 1 year, 123 days

CONTRACT STATUS: Signed thru 2012

BATS/THROWS: R/R
OPENING DAY AGE: 27

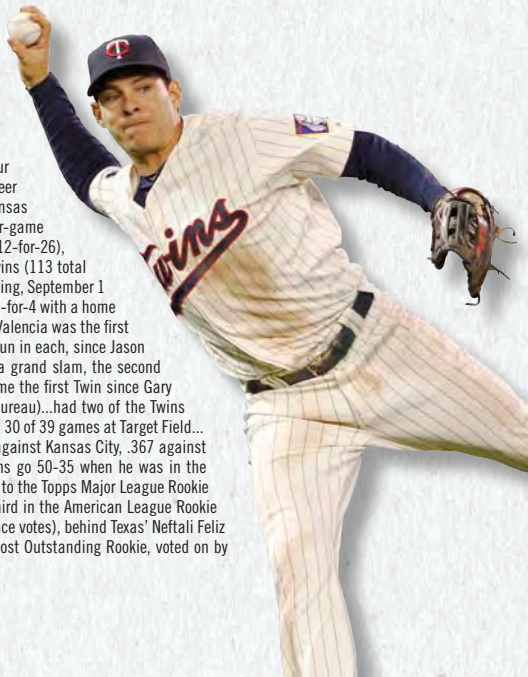


PERSONAL: Daniel Paul Valencia (pronounced vuh-LEN-see-ya)...2003 graduate of Spanish River (FL) High School...attended UNC-Greensboro prior to transferring to the University of Miami (FL) after his freshman season.

2011:

- Made the Twins Opening Day roster for the first time in his career...hit his first home run in the third game of the season, April 3 at Toronto.
- Hit home runs in consecutive games: May 20 and 21 at Arizona and again June 17 and 18 vs. San Diego...six of his 15 home runs came against the National League.
- Drove in the game-winning run with a single in the bottom of the 10th inning, May 28 vs. Los Angeles (AL).
- Recorded his second game-winning hit, driving in two runs in the bottom of the ninth inning, July 19 vs. Cleveland.
- Hit safely in 18 of 19 games, July 18-August 6, including a career-high 11-game hit-streak, July 18-27.
- Batted .303 (33-for-109) with six doubles, four home runs and 20 rbi in 28 July games.
- Batted .471 (8-for-17) with 17 rbi with the bases loaded, which ranked as the ninth-best bases loaded average in the American League.
- Batted .309 (46-for-149) off left-handed pitching.
- His 18 errors at third base were the most errors for a Twins third baseman since Gary Gaetti committed 18 in 1990.
- Led club in games played, playing in 154 of the Twins 162 games...also led the club in at-bats and rbi.
- His 147 games played at third base were the most for a Twin since Corey Koskie played in 150 in 2001...ninth-most at third in Twins history.
- Became the third third baseman in club history with 15 home runs and 25 doubles in a season, joining Gary Gaetti (1982, '83, '85, '86, '87, '88, '90) and Corey Koskie (2001, '02).
- Led the American League in games played at third base and tied Milwaukee's Casey McGehee for most games played at third base in all of baseball...his 134 hits as a third baseman were tied for second in baseball, behind the Cubs' Aramis Ramirez (169) and tied for first in the American League with the Angels' Alberto Callaspo.

2010: Started the season in Triple-A Rochester, batting .292 (54-for-185) with 15 doubles in 49 games with the Red Wings...named Twins Minor League Player of the Week, for the week ending on May 14...recalled by Minnesota, June 3 to take the roster spot of Michael Cuddyer, who was placed on bereavement leave...made his first career start, and singled off Felix Hernandez for his first Major League hit, June 3 vs. Seattle...had bases loaded rbi-single for first career rbi, June 16 vs. Colorado...became first player in club history to hit a grand slam for first career homer (off Greinke), had first career four-hit game, career-high four rbi and career-high four runs scored, July 26 at Kansas City...second career four-hit game, going 4-for-5 with a double and three rbi, July 27 at Kansas City...had 14 hits in 19 at-bats, with eight rbi and six runs scored in a four-game stretch, July 24-27...had career-high seven-game hit-streak, batting .462 (12-for-26), August 13-20...committed just one error in his first 48 games with the Twins (113 total chances)...had game-winning, walk-off single in the bottom of the 10th inning, September 1 vs. Detroit...went 2-for-3 with a home run, September 17 vs. Oakland and 2-for-4 with a home run, September 18 vs. Oakland and according to the Elias Sports Bureau, Valencia was the first Minnesota rookie to produce back-to-back multi-hit games, with a home run in each, since Jason Kubel, September 21 and 22, 2004 at Chicago (AL)...one home run was a grand slam, the second of his career, marking the first multi-homer game of his career...he became the first Twin since Gary Gaetti (1982) to hit two grand slams in his rookie season (Elias Sports Bureau)...had two of the Twins four grand slams on the season...batted .386 (51-for-151), hitting safely in 30 of 39 games at Target Field...batted .322 (47-for-146) against the American League Central...hit .459 against Kansas City, .367 against Detroit and .325 against Chicago...played in 85 games, helping the Twins go 50-35 when he was in the lineup, 40-15 when he got a hit, and 22-4 when he drove in a run...named to the Topps Major League Rookie All-Star Team...named to *Baseball America's* All-Rookie Team...finished third in the American League Rookie of the Year voting with 12 points (one second-place vote and nine third-place votes), behind Texas' Neftali Feliz and Detroit's Austin Jackson...recipient of the Bill Boni Award for Twins Most Outstanding Rookie, voted on by the Twin Cities chapter of the BBWAA.



2009: Began season at Double-A New Britain...named Twins Minor League Player of the Week, April 24...named Eastern League Player of the Week, May 18...had 13-game hitting streak, including three home runs, 15 rbi and eight multi-hit games, May 1-24...promoted to Triple-A Rochester, June 23 and went 3-for-5 with two rbi in his first game with the Red Wings that same day vs. Columbus...appeared in 71 games for the Red Wings, playing third base in 68 of those games...combined to bat .285 (139-for-487) with 38 doubles, four triples, 14 home runs, 70 rbi and 79 runs scored in 128 games between the two levels...his 38 doubles and 227 total bases led all Twins minor leaguers...played in the Puerto Rican Winter League...ranked as the sixth-best prospect in the Twins organization by *Baseball America*, entering the 2010 season.

2008: Began season at Single-A Ft. Myers...hit safely in 14 of 15 games, going 21-for-58 (.362), April 20-May 5...selected to Florida State League All-Star Game, June 14 at Brevard County...promoted to Double-A New Britain, June 16...had 13-game hit-streak, going 19-for-54 (.352), July 5-18...hit safely in season-high 15 consecutive games, going 20-for-56 (.357), August 16-31...Twins Minor League Player of the Week, August 29-September 5...had two-homer game and season-high five rbi, August 31 vs. Binghamton...played for Phoenix in the Arizona Fall League...ranked as the fifth-best prospect in the Twins organization by *Baseball America*, entering the 2009 season.

2007: Began season at Single-A Beloit...season-high 11-game hit-streak, going 16-for-41 (.390), May 11-22...homed in consecutive games, June 1-2...promoted to Single-A Ft. Myers, June 22...season-high four hits, July 13 vs. Jupiter...homed in consecutive games, July 17-18...had 10-game hit-streak, going 16-for-39 (.410), August 14-26...season-high four rbi, August 22 vs. Dunedin.

2006: Spent first professional season at Rookie-Level Elizabethton...season-high four hits and four rbi, July 29 vs. Greeneville...had season-high 13-game hit-streak, going 20-for-60 (.333), August 7-20...was fifth in Appalachian League in home runs and 10th in batting.

AMATEUR CAREER: During his time at Spanish River High School, he was a three-time first-team All-Palm honoree...named team MVP, first-team All-County, and second-team All-State as a senior; Offensive Player of the Year, first-team All-County, and second-team All-State as a junior; and team MVP and first-team All-Palm Beach County honoree as a sophomore...named Freshman of the Year by the Southern Conference Sports Media Association and second-team All-Southern Conference selection while at UNC-Greensboro after hitting .338 with eight home runs, 36 rbi and 39 runs scored in 55 games...transferred to University of Miami (FL)...named to the All-Regional team as a sophomore in 2005 after batting .300 with six home runs, 15 doubles, 63 rbi and 39 runs scored in 60 games (56 starts at first base and two starts at third base)...batted .324 with nine home runs and 61 rbi as a junior.

PROFESSIONAL: Signed by scout Hector Otero.

2011

VALENCIA'S GAME HIGHS

CAREER

Hits: 3, 4x, last 7/4 vs. T.B.

HR: 1, 15x, last 9/3 at LAA.

Hits: 4, 2x, last 7/27/10 at K.C. HR: 2, 9/25/10 at Det.

RBI: 3, 7x, last 7/4 vs. T.B.

Hit-Streak: 11, 7/18-27

RBI: 5, 9/25/10 at Det.

Hit-Streak: 11, 7/18-27/11

Grand Slams: --

SB: 1, 2x, last 5/8 at Bos.

Grand Slams: 2, last 9/25/10 at Det. SB: 1, 4x, last 5/8/11 at Bos.

VALENCIA'S PLAYING RECORD

YEAR	CLUB	AVG	G	AB	R	H	2B	3B	HR	RBI	SH	SF	HB	BB	SO	SB	CS	E	OBP
2006	Elizabethton	.311	48	190	30	59	13	0	8	29	0	3	3	15	34	0	2	0	.365
2007	Beloit	.302	66	242	44	73	15	0	11	35	1	0	0	28	54	3	3	7	.374
	Ft. Myers	.291	61	230	28	67	8	2	6	31	0	4	0	16	48	1	0	14	.332
2008	Ft. Myers	.336	60	220	35	74	19	3	5	44	0	4	0	27	43	2	2	6	.402
	New Britain	.289	69	266	40	77	18	2	10	32	0	2	1	18	70	2	1	8	.334
2009	New Britain	.284	57	218	44	62	14	4	7	29	0	2	1	31	40	0	2	8	.373
	Rochester	.286	71	269	35	77	24	0	7	41	0	4	1	8	37	0	2	12	.305
2010	Rochester	.292	49	185	22	54	15	0	0	24	0	1	2	14	34	2	0	4	.347
	MINNESOTA	.311	85	299	30	93	18	1	7	40	0	3	0	20	46	2	0	6	.351
2011	MINNESOTA	.246	154	564	63	139	28	2	15	72	0	4	0	40	102	2	6	18	.294
	Minor League Totals	.298	481	1820	278	543	126	11	54	265	1	20	8	157	360	10	12	59	.353
	Major League Totals	.269	239	863	83	232	46	3	22	112	0	7	0	60	148	4	6	24	.314

VALENCIA'S FIELDING RECORD

POSITION	PCT	G	PO	A	E	TC	DP	PB
Third Base	.958	228	119	431	24	574	34	—

VALENCIA'S DIVISION SERIES RECORD

YEAR	OPPONENT	AVG	G	AB	R	H	2B	3B	HR	RBI	SH	SF	HB	BB	SO	SB	CS	E	OBP
2010	New York (AL)	.222	3	9	1	2	1	0	0	2	0	1	0	1	3	0	0	0	.273



ESMERLING VASQUEZ 59

RIGHT-HANDED PITCHER

HEIGHT/WEIGHT: 6-1/200
BORN: 11/7/83 in Tenares, DR
RESIDES: Tenares, DR

BATS/THROWS: R/R
OPENING DAY AGE: 28

ACQUIRED: Claimed off Waivers from Arizona, 9/27/11

M.L. SERVICE: 2 years, 66 days

CONTRACT STATUS: Signed thru 2012

NON-ROSTER INVITE

PERSONAL: Esmerling Vasquez (pronounced EZ-mer-leeng VASS-kez)...wife Gisell...son Esmerling, Jr. (9/16/11)...attended Regino Camilo High School in Tenares, DR.

2011:

- Started the season with Triple-A Reno after being optioned out of Arizona's Spring Training, March 31.
- Appeared in one game for the Aces before being recalled by Arizona, April 13.
- 11 of his first 14 appearances for the D-Backs were scoreless, posting a 1.84 ERA (14.2 ip, 3 er) with opponents batting .185 (10-for-54), April 13-May 15.
- Earned his only win of the season, tossing 1.0 scoreless inning, June 24 at Detroit.
- Did not allow a home run in his final 26 appearances (24.1 ip), April 23-June 25.
- Optioned to Reno, June 27, where he spent the rest of the season...held lefties to a .178 (8-for-45) batting average with Reno.
- Designated for assignment, September 23...claimed off waivers by Minnesota, September 27.

2010: Made Arizona's Opening Day roster for the first time in his career...optioned to Triple-A Reno, April 17, then recalled again April 19...recorded his first career at-bat, grounding out to shortstop, April 28 at Colorado...posted 10 straight scoreless appearances (9.1 ip), June 26-July 21...19 of his 25 appearances were scoreless, June 26-August 26, posting a 2.35 ERA (23.0 ip, 6 er) with opponents batting .203 and 25 strikeouts in that span...allowed just eight of his 26 inherited runners to score...ranked third on the D-Backs staff in appearances.

2009: Started the season with Triple-A Reno, posting a 0.93 ERA (9.2 ip, 1 er) in his first six games...recalled by the Diamondbacks, April 26 and made his Major League debut that day with 1.0 scoreless inning of relief vs. San Francisco...did not allow a run in 29 of 33 appearances, posting a 1.99 ERA (31.2 ip, 7 er), June 5-September 14...did not allow a run in 10 appearances (11.0 ip), July 17-August 17...went 2-0 with a 0.95 ERA in 18 appearances between July and August...his 53 appearances were ninth-most in the National League for a rookie right-hander...pitched for Estrellas de Oriente in the Dominican Winter League after the season, posting a 2.84 ERA (6.1 ip, 2 er) with a .136 (3-for-22) opponent batting average in seven relief appearances.

2008: Spent the season with Triple-A Tucson but missed the start of the season after suffering a shoulder injury during the Arizona Fall League in 2007...earned his first win of the season, May 31 at Fresno.

2007: Season-high 11 strikeouts, June 25 vs. West Tennessee...named Diamondbacks' Pitcher of the Month for June, going 2-0 with a 2.61 ERA and 31 strikeouts...won eight straight decisions, posting a 2.97 ERA (103.0 ip, 34 er) in 19 starts, May 18-August 21...ranked second in ERA and third in strikeouts and innings pitched among Southern League pitchers...led the D-Backs organization in starts (29), innings pitched (165.1) and strikeouts (151) and was named the organization's Minor League Pitcher of the Year...pitched for the Scottsdale Scorpions in the Arizona Fall League, allowing two earned runs in 7.2 innings in eight games...was rated as having the Best Changeup in the D-Backs organization following the season.

2006: Started the season in the bullpen for Single-A Lancaster before moving into the starting rotation, May 23, remaining there for the rest of the season...went 1-1, 7.71 (25.2 ip, 22 er) in 16 relief appearances and 3-8, 5.38 (92.0 ip, 55 er) in 18 starts.

2005: Spent the entire season with Single-A South Bend, leading the staff with 53 appearances and finished third with a 9.93 strikeouts-per-9.0-innings pitched ratio...held right-handed batters to a .208 batting average (35-for-168).

2004: Was named the organization's Pitcher of the Week, July 26-August 1...ranked seventh in the Pioneer League with five saves for Missoula...tied for first among Arizona short-season minor leaguers with six overall saves on the season...held opponents to a .208 batting-average-against, fifth-best in the Pioneer League.

2003: Began his professional career with the AZL Diamondbacks...led the pitching staff with a 2.08 ERA and was second in starts and innings pitched.

PROFESSIONAL: Signed by Arizona as a non-drafted free agent, March 2, 2003...signed by scout Junior Noboa (Diamondbacks).

2011

VASQUEZ' GAME HIGHS

CAREER

IP: 2.0, 2x, last 6/25 at Det.

Walks: 2, 2x, last 5/26 at Col.

IP: 2.2, 4/28/10 at Col.

Walks: 3, 2x, last 9/23/10 vs. Col.

SO: 2, 4x, last 5/24 at Col.

CG: - -

SO: 5, 6/4/10 vs. Col.

CG: - -

Win-Streak: 1, 6/24 at Det.

Low-Hit: - -

Win-Streak: 2, 7/31-8/31/09

Low-Hit: - -

VASQUEZ' PITCHING RECORD

YEAR	CLUB	W-L	ERA	G	GS	CG	SH	SV	IP	H	R	ER	HR	HB	BB	SO	WP	BK	BAA
2003	AZL Diamondbacks	6-2	2.08	12	12	0	0	0	69.1	53	21	16	0	8	19	80	13	0	.204
2004	Missoula	3-2	3.52	19	0	0	0	5	30.2	22	15	12	1	6	21	33	11	0	.193
	Yakima	0-0	6.35	5	0	0	0	1	5.2	10	6	4	1	0	0	7	1	0	.370
2005	South Bend	6-4	3.64	53	0	0	0	3	71.2	63	33	29	2	5	47	79	13	1	.238
2006	Lancaster	4-9	5.89	34	18	0	0	0	117.2	129	89	77	9	12	51	115	6	1	.271
2007	Mobile	10-6	2.99	29	29	0	0	0	165.1	125	61	55	11	13	60	151	6	0	.217
2008	Tucson	3-6	6.72	24	15	0	0	0	83.0	79	68	62	11	12	73	57	2	0	.262
2009	Reno	0-0	0.93	6	0	0	0	1	9.2	7	2	1	0	0	3	9	0	0	.200
	ARIZONA	3-3	4.42	53	0	0	0	0	53.0	52	27	26	4	3	29	45	4	0	.255
2010	ARIZONA	1-6	5.20	57	0	0	0	0	53.2	46	32	31	6	6	38	55	3	1	.250
	Reno	0-0	0.00	1	0	0	0	0	1.0	1	0	0	0	0	0	1	0	0	.236
2011	Reno	2-2	6.18	23	0	0	0	0	27.2	46	19	19	3	3	21	26	6	0	.241
	ARIZONA	1-1	4.15	31	0	0	0	0	30.1	27	16	14	2	4	13	20	0	0	.239
Minor League Totals		34-31	4.26	206	74	0	0	10	581.2	515	314	275	38	59	295	558	58	2	.238
Major League Totals		5-10	4.66	141	0	0	0	0	137.0	125	75	71	12	13	80	120	7	1	.244

VASQUEZ' BATTING RECORD

BATTING	AVG	AB	R	H	2B	3B	HR	RBI	SH	SF	HB	BB	SO	SB	CS	OBP
Career	.000	2	0	0	0	0	0	0	0	0	0	0	1	0	0	.000

VASQUEZ' FIELDING RECORD

POSITION	PCT	G	PO	A	E	TC	DP	PB
Pitcher	.880	141	7	15	3	25	0	—

FRANCHISE ALL-TIME RECORDS

TWINS AND SENATORS RECORDS BY DECADE

TEAM(S)	YEARS	RECORD	WINNING %
Washington Senators	1901-1909	480-833	.366
Washington Senators	1910-1919	755-737	.506
Washington Senators	1920-1929	792-735	.519
Washington Senators	1930-1939	806-722	.527
Washington Senators	1940-1949	677-858	.441
Washington Senators	1950-1959	640-898	.416
Washington Senators/Minnesota Twins	1960-1969	862-747	.536
Minnesota Twins	1970-1979	812-794	.506
Minnesota Twins	1980-1989	733-833	.468
Minnesota Twins	1990-1999	718-833	.463
Minnesota Twins	2000-2009	863-758	.532
Minnesota Twins	2010-	157-167	.485



KYLE WALDROP

RIGHT-HANDED PITCHER

57

HEIGHT/WEIGHT: 6-5/220
BORN: 10/27/85 in Knoxville, TN
RESIDES: Knoxville, TN

BATS/THROWS: R/R
OPENING DAY AGE: 26

ACQUIRED: 1st round (25th overall), 2004 First-Year Player Draft
M.L. SERVICE: 24 days
CONTRACT STATUS: Signed thru 2012

PERSONAL: Steven Kyle Waldrop (pronounced WALL-drup)...2004 graduate of Farragut (TN) High School...went 14-0, 0.20 (91.0 ip, 2 er) with seven walks and 118 strikeouts in 14 starts for Farragut High School.

2011:

- Was a Spring Training invite...reassigned to minor league camp, March 30...started the season with Triple-A Rochester.
- Made 56 appearances for the Red Wings, going 5-5, 3.87 (79.0 ip, 34 er) with three saves...led club in appearances and ranked second in the International League.
- Had his contract selected by Minnesota, September 5...made his Major League debut, allowing two runs on three hits in 1.2 innings, September 5 vs. Chicago (AL) (second game of a doubleheader)...recorded his first career strikeout, fanning Brent Lillibridge.
- Earned his first Major League win, tossing 1.0 scoreless inning with one hit allowed, September 25 at Cleveland.
- Held opponents to a .233 batting average (10-for-43) with the Twins.

2010: Was a Spring Training invite, going 0-0 with an 0.87 ERA in 10 games...spent the season with Triple-A Rochester, making 59 relief appearances...recorded his first win, pitching 2.1 hitless innings of relief, with a season-high four strikeouts, May 27 at Durham...did not allow an earned run in 16 consecutive appearances (21.0 ip), May 26-July 6...had a 0.98 ERA through games of July 6...went 3-2, 2.04 (57.1 ip, 13 er) with two saves in 39 games Pre-All-Star break and 2-1, 3.56 (30.1 ip, 12 er) in 20 games Post-All-Star break...pitched for the Peoria Saguaros in the Arizona Fall League, going 1-0, 16.05 (12.1 ip, 22 er), allowing 24 hits in 10 relief appearances.

2009: Began season at Single-A Ft. Myers...earned his first win, April 27 at Palm Beach...picked up a 3.0-inning save, May 30 at Brevard County...did not allow an earned run in his final eight appearances (14.0 ip)...did not allow a home run in 20 appearances for the Miracle...promoted to Double-A New Britain, June 22...did not allow a home run until August 5...did not allow an earned run in 22 of his 31 appearances and did not allow more than one earned run in any of those appearances...left-handers batted .212 (24-for-113) at New Britain.

2008: Missed the entire season with a right shoulder strain.

2007: Began season at Single-A Ft. Myers...went 2-0, 0.73 (12.1 ip, 1 er) and 12 strikeouts as the Florida State League Pitcher of the Week, April 16-22...struck out nine batters, May 12 at Brevard County (7.0 ip)...went 4-2, 2.86 (44.0 ip, 14 er) with 41 strikeouts in eight starts during his first stint with the Miracle...transferred to New Britain, May 17...two consecutive scoreless outings, June 21 vs. New Hampshire and June 27 at New Hampshire (6.0 and 5.0 innings respectively)...transferred to Ft. Myers, July 20...went 3-3, 3.88 (48.2 ip, 21 er) in eight starts during his second stint with the Miracle.

2006: Began season at Single-A Beloit...tossed a complete game shutout, May 15 vs. Kane County...went 3-0, 1.54 (41.0 ip, 7 er) in six starts, May 27-June 26...transferred to Ft. Myers, July 13...went 3-0 in his first three decisions, spanning five starts with the Miracle...tossed a 7.0-inning complete game, allowing one run on six hits, August 14 at Jupiter...was ninth in the organization in ERA.

2005: Spent entire season at Single-A Beloit...tossed a complete game shutout, April 13 at Kane County...three-game win-streak, June 14-July 5...tossed his second complete game but suffered the loss (two runs on four hits), August 13 at Lancaster...ranked the 10th-best prospect and best changeup in the Twins system by *Baseball America*, entering the 2006 season.

2004: Began his professional career with the GCL Twins...did not allow more than one earned run in any of his seven starts...transferred to Rookie-Elizabethton, August 6...ranked fourth-best prospect in the GCL and third-best in the Appalachian League by *Baseball America*...ranked the sixth-best prospect in the Twins organization by *Baseball America*, entering the 2005 season.

PROFESSIONAL: Signed by scout Tim O'Neil.

2011

WALDROP'S GAME HIGHS

CAREER

IP: 3.0, 9/9 at Det.

Walks: 2, 9/16 vs. Cle.

IP: 3.0, 9/9/11 at Det.

Walks: 2, 9/16/11 vs. Cle.

SO: 2, 2x, last 9/24 at Cle.

CG: --

SO: 2, 2x, last 9/24/11 at Cle.

CG: --

Win-Streak: 1, 9/25

Low-Hit: --

Win-Streak: 1, 9/25/11

Low-Hit: --

WALDROP'S PITCHING RECORD

YEAR	CLUB	W-L	ERA	G	GS	CG	SH	SV	IP	H	R	ER	HR	HB	BB	SO	WP	BK	BAA
2004	GCL Twins	3-2	1.42	7	7	0	0	0	38.0	32	9	6	1	1	4	30	1	1	.229
	Elizabethton	2-0	3.24	4	4	0	0	0	25.0	21	10	9	1	1	3	25	0	0	.221
2005	Beloit	6-11	4.98	27	27	2	1	0	151.2	182	93	84	17	8	23	108	9	0	.291
2006	Beloit	6-3	3.85	18	18	1	1	0	110.0	110	54	47	8	14	17	62	8	0	.259
	Ft. Myers	3-2	3.57	8	7	1	0	0	45.1	48	27	18	4	0	17	25	2	0	.265
2007	New Britain	3-6	5.34	11	11	0	0	0	59.0	74	42	35	7	10	19	33	3	0	.306
	Ft. Myers	7-5	3.40	16	16	0	0	0	92.2	90	42	35	3	9	24	57	5	1	.260
2008		INJURED - DID NOT PLAY																	
2009	Ft. Myers	3-2	3.09	20	0	0	0	3	35.0	43	15	12	0	2	7	20	1	0	.312
	New Britain	2-3	1.46	31	0	0	0	0	55.2	51	14	9	2	7	18	30	4	0	.246
2010	Rochester	5-3	2.57	59	0	0	0	2	87.2	89	38	25	5	7	20	60	4	1	.262
2011	Rochester	5-5	3.87	56	0	0	0	3	79.0	84	39	34	7	4	18	44	4	0	.276
	MINNESOTA	1-0	5.73	7	0	0	0	0	11.0	10	7	7	1	0	6	5	1	0	.233
	Minor League Totals	45-42	3.63	257	90	4	2	8	779.0	824	383	314	55	63	170	494	41	3	.271
	Major League Totals	1-0	5.73	7	0	0	0	0	11.0	10	7	7	1	0	6	5	1	0	.233

WALDROP'S FIELDING RECORD

POSITION	PCT	G	PO	A	E	TC	DP	PB
Pitcher	1.000	7	0	2	0	2	0	—

HOW THE 2012 TWINS WERE BUILT

	FIRST-YEAR PLAYER DRAFT (19)	VIA TRADE (7)	SIGNED AS FREE AGENT (9)	RULE-5 DRAFT (2)	CLAIMED OFF WAIVERS (3)
1999:	Justin Morneau (3rd round)				
2001:	Nick Blackburn (29th round) Joe Mauer (1st round)				
2002:	Denard Span (1st round)		Luke Hughes		
2003:	Scott Baker (2nd round)	Francisco Liriano (SF)			
2004:	Glen Perkins (1st round) Trevor Plouffe (1st round) Anthony Swarzak (2nd round) Kyle Waldrop (1st round)				
2005:	Alex Burnett (12th round) Brian Duensing (3rd round) Rene Tosoni (36th round)	Alexi Casilla (LAA)			
2006:	Chris Parmelee (1st round) Joe Benson (2nd round) Jeff Manship (14th round) Tyler Robertson (3rd round) Danny Valencia (19th round)				
2007:	Ben Revere (1st round)	Drew Butera (NYM)	Oswaldo Arcia Liam Hendriks		
2008:	Carlos Gutierrez (1st round)	Deolis Guerra (NYM)			
2009:		Carl Pavano (CLE)			
2010:		Matt Capps (WAS)	Tsuyoshi Nishioka	Scott Diamond (ATL)	
2011:		Lester Oliveros (DET)	Jamey Carroll Ryan Doumit Jason Marquis Josh Willingham	Terry Doyle (CWS)	Jeff Gray (SEA) Matt Maloney (CIN)
2012:			Joel Zumaya		Darin Mastroianni (TOR)

LIST INCLUDES 40-MAN ROSTER ONLY



P.J. WALTERS

RIGHT-HANDED PITCHER

74

HEIGHT/WEIGHT: 6-4/215
BORN: 3/12/85 in Dothan, AL
RESIDES: Pensacola, FL

BATS/THROWS: R/R
OPENING DAY AGE: 27

ACQUIRED: Signed as free agent, 12/12/11
M.L. SERVICE: 95 days
CONTRACT STATUS: Signed thru 2012

NON-ROSTER INVITE

PERSONAL: Philip DeWayne Walters...wife, Brittney (Miller)...daughter Annabelle (2/10/10), son Phillip III (10/24/11)...2003 graduate of Faith Academy in Alabama...posted an overall high school record of 36-1, including a record of 13-0 with a 0.66 ERA, 123 strikeouts and just four walks in 85.0 innings pitched during his senior season...holds the school record of career wins, single-season wins, single-season strikeouts, single-season ERA and fewest walks...attended the University of South Alabama from 2004-06.

2011:

- Was an invite to Cardinals Spring Training...started the season with Triple-A Memphis.
- Won six consecutive decisions, May 15-June 21, including a season-high 10-strikeout performance (7.0 ip), June 11 at New Orleans.
- Went 4-1, 2.10 (34.1 ip, 8 er) in five June starts, including a 6.0-inning complete game, June 27 at Omaha.
- Posted an ERA of 1.99 (40.2 ip, 9 er) in his final six starts and was recalled by St. Louis, July 7.
- Appeared in four games for the Cardinals in July before being traded to Toronto along with pitchers Brian Tallet and Trevor Miller and outfielder Colby Rasmus for pitchers Edwin Jackson, Octavio Dotel and Marc Rzepczynski and outfielder Cory Patterson, July 27.
- Appeared in one game for the Blue Jays, tossing 1.0 scoreless inning of relief, July 28 vs. Baltimore.
- Optioned to Triple-A Las Vegas, July 28 and made seven starts for the 51's, going 1-3, 8.38 (29.0 ip, 27 er) with 26 strikeouts.

2010: Started the season with Triple-A Memphis but was recalled to St. Louis three times during the season...named Pacific Coast League Pitcher of the Week, May 10-16...went 1-0 with a 0.48 ERA in 19.0 innings pitched in May for Memphis...threw 5.0 scoreless innings, allowing four hits, earning his first win of the season, May 27 at San Diego...missed qualifying for PCL ERA qualifiers by 7.0 innings, but would have ranked fourth with a 3.81 ERA...ranked 15th in the PCL in strikeouts with 106, despite throwing 23 fewer innings than anyone in the top 10...finished the season with St. Louis, earning his second and final win, tossing 7.0 scoreless innings with three hits allowed in a start, September 29 vs. Pittsburgh...rated Best Changeup by *Baseball America*, following the season.

2009: Started the season with Triple-A Memphis...recalled by St. Louis for an emergency start, April 17...allowed three runs on six hits with seven strikeouts in 4.0 innings at Chicago (NL)...had three separate stints with the Cardinals through the year...struck out a minor league career-high 14 batters (6.0 ip), July 25 at New Orleans...struck out 13 batters in his next start, a 7.0-inning complete game, July 31 vs. Round Rock...rated Best Changeup and Best Control in the Cardinals' organization by *Baseball America*, following the season.

2008: Started the season with Double-A Springfield, making six starts before being transferred to Triple-A Memphis, May 4...ranked seventh in the Pacific Coast League in strikeouts...led the Redbirds in strikeouts and ranked second in innings pitched...struck out 156 batters between both levels, leading all Cardinals minor leaguers...also led all Cardinals minor leaguers in starts (29) and innings pitched (158.0).

2007: Posted a 30.0-inning scoreless streak, May 3-31...named Cardinals Minor League Pitcher of the Month for May, going 4-0, 0.88 (30.2 ip, 3 er) for Single-A Quad Cities...named Cardinals Minor League Pitcher of the Year...led all Cardinals minor leaguers with a 2.55 ERA and 147 strikeouts and was tied for second in wins...named Cardinals' 16th-best prospect by *Baseball America* following the season.

2006: Spent his first professional season with Single-A State College...allowed three runs in 16.0 innings with two walks and 16 strikeouts in 12 outings at home.

AMATEUR CAREER: Went 11-3 with a 3.20 ERA and 166 strikeouts during his senior year (2006) at the University of South Alabama...was named Third-Team All-American by *Baseball America* and Second-Team by *Collegiate Baseball*...named the Sun Belt Conference Co-Pitcher of the Year and was a first-team All-League selection after becoming the career strikeout and innings pitched leader at South Alabama.

PROFESSIONAL: St. Louis Cardinals' 11th round pick in the June 2006 First-Year Player Draft...signed by scout Scott Nichols.

2011

WALTERS' GAME HIGHS

CAREER

IP: 2.0, 7/7 vs. Ari.

Walks: 1, 3x, last 7/28 vs. Bal.

IP: 7.0, 9/29/10 vs. Pit.

Walks: 3, 6/7/10 at LAD.

SO: 1, 4x, last 7/28 vs. Bal.

CG: --

SO: 7, 4/17/09 at ChC.

CG: --

Win-Streak: --

Low-Hit: --

Win-Streak: 2, 5/27-9/29/10

Low-Hit: --

WALTERS' PITCHING RECORD

YEAR	CLUB	W-L	ERA	G	GS	CG	SH	SV	IP	H	R	ER	HR	HB	BB	SO	WP	BK	BAA
2006	State College	2-1	3.56	26	0	0	0	8	30.1	29	15	12	1	2	9	31	2	0	.242
2007	Quad Cities	6-1	2.62	17	10	0	0	1	68.2	59	25	20	2	9	12	73	4	0	.229
	Palm Beach	3-1	2.67	5	5	0	0	0	33.2	29	10	10	2	1	6	37	1	0	.225
	Springfield	3-4	2.37	8	8	1	0	0	49.1	42	13	13	4	4	15	37	3	0	.228
2008	Springfield	1-2	3.25	6	6	0	0	0	36.0	35	17	13	5	3	8	34	2	0	.252
	Memphis	9-4	4.87	23	23	0	0	0	122.0	123	71	66	17	8	62	122	11	1	.266
2009	Memphis	8-10	4.54	21	20	2	0	0	121.0	128	73	61	6	10	44	113	10	0	.271
	ST. LOUIS	0-0	9.56	8	1	0	0	0	16.0	21	19	17	6	0	9	14	0	0	.304
2010	Memphis	8-5	3.81	19	18	0	0	0	108.2	106	51	46	12	8	30	106	3	1	.254
	ST. LOUIS	2-0	6.00	7	3	0	0	0	30.0	32	20	20	5	0	10	22	0	0	.276
2011	Memphis	7-4	4.27	17	17	1	0	0	103.1	105	51	49	9	12	42	87	0	1	.267
	ST. LOUIS	0-0	9.00	4	0	0	0	0	4.0	3	4	4	1	0	2	3	0	0	.187
	Las Vegas	1-3	8.38	7	7	0	0	0	29.0	44	29	27	4	3	16	26	3	1	.349
	TORONTO	0-0	0.00	1	0	0	0	0	1.0	0	0	0	0	0	1	1	0	0	.000
Minor League Totals		48-35	4.06	149	114	4	0	9	702.0	700	355	317	62	60	244	666	39	4	.259
National League Totals		2-0	7.38	19	4	0	0	0	50.0	56	43	41	12	0	21	39	0	0	.279
American League Totals		0-0	0.00	1	0	0	0	0	1.0	0	0	0	0	0	1	1	0	0	.000
Major League Totals		2-0	7.24	20	4	0	0	0	51.0	56	43	41	12	0	22	40	0	0	.276

WALTERS' FIELDING RECORD

POSITION	PCT	G	PO	A	E	TC	DP	PB
Pitcher	1.000	20	4	4	0	8	2	—

TWINS YEAR-BY-YEAR RECORDS AFTER THE ALL-STAR BREAK

YEAR	RECORD	YEAR	RECORD	YEAR	RECORD
1961	36-40	1978	34-47	1995	34-42
1962	46-30 (2nd-best in AL)	1979	34-39	1996	37-39
1963	46-32 (3rd-best in AL)	1980	42-40	1997	31-46
1964	36-46	1981	24-29	1998	30-46
1965	49-31 (T-1st in AL)	1982	32-43	1999	29-45
1966	49-28 (1st in AL)	1983	37-44	2000	31-41
1967	46-35 (T-2nd in AL)	1984	38-40	2001	30-45
1968	40-41	1985	37-40	2002	44-28 (T-4th in AL)
1969	38-28 (T-2nd in AL)	1986	34-40	2003	46-23 (1st in AL)
1970	44-36 (3rd in AL)	1987	36-37	2004	45-30 (T-3rd in AL)
1971	33-40	1988	44-33 (4th in AL)	2005	35-41
1972	32-35	1989	39-36	2006	49-27 (1st in AL)
1973	32-34	1990	34-45	2007	34-40
1974	35-30 (T-4th in AL)	1991	48-31 (1st in AL)	2008	35-33
1975	37-34	1992	37-38	2009	42-32 (3rd in AL)
1976	46-33 (3rd in AL)	1993	35-42	2010	48-26 (1st in AL)
1977	34-35	1994	11-16	2011	22-51



JOSH WILLINGHAM

16

OUTFIELDER

HEIGHT/WEIGHT: 6-2/228
BORN: 2/17/79 in Florence, AL
RESIDES: Florence, AL

BATS/THROWS: R/R
OPENING DAY AGE: 33

ACQUIRED: Signed as free agent, 12/15/11
M.L. SERVICE: 6 years, 123 days
CONTRACT STATUS: Signed thru 2014



PERSONAL: Joshua David Willingham...wife Ginger (Jaynes)...sons Rhett (10/24/06) and Ryder (2/23/10)...1997 graduate of Mars Hill (AL) High School...attended college at the University of North Alabama, majoring in biology...played shortstop and was a two-time All-Gulf South Conference selection (1999, 2000) and a two-time American Baseball Coaches Association All American...led the Lions to the 1999 Division II College World Series and subsequently earned a spot on the Division II Baseball Championship Team All-Tournament Team...was a First-Team Division II All-American in 1999...was a Second-Team All American in 2000...he and his wife Ginger run the Josh Willingham Foundation built to raise funds for disaster relief in northwest Alabama.

2011:

- Spent his first season with Oakland after being acquired in a trade from Washington, for pitcher Henry Rodriguez and outfielder Corey Brown, December 16, 2010.
- Made his fifth career Opening Day start and first for the Oakland Athletics, April 1...all coming in left field (also 2006-08, 2010).
- Hit his second career Opening Day home run, April 1 vs. Seattle (also March 31, 2008 vs. New York-NL)...the home run came in his first at-bat, making him the 10th player in Oakland history to homer in his first at-bat with the A's...the previous player being Frank Thomas, April 3, 2006.
- Recorded five rbi, May 9 at Texas...seventh career game with five-plus rbi.
- Suspended for one game and fined an undisclosed amount by Major League Baseball, May 9 for his actions at the conclusion of the top of the eighth inning, May 7 at Kansas City...served the suspension, May 13.
- Had 10th two-homer game of his career, July 29 vs. Minnesota, his first since August 25, 2009 at Chicago (NL)...drove in all five of the A's that night, tying the Oakland record for most rbi in a game in which a player drove in all of the A's runs (several times, last: Swisher, May 21, 2007 vs. Chicago)...it was his second five-rbi game of the season (May 9 at Texas) and his eighth career game of five-or-more rbi.
- Hit his third career pinch hit home run, August 20 vs. Toronto...his first since April 16, 2009 vs. Philadelphia.
- Tied for third in the American League in home runs in August (eight) and tied for seventh in rbi (21).
- Led the Athletics in home runs, rbi, strikeouts and was tied for first in walks.
- Was one of 13 players in the American League with 25-plus doubles, 25-plus home runs and 90-plus rbi.

AL BATTING LEADERS

HR'S FOR OUTFIELDERS IN 2011

1. Jose Bautista.....	43
2. Curtis Granderson.....	41
3. Jacoby Ellsbury.....	32
4. Josh Willingham.....	29
Nelson Cruz	

2010: Spent his second season with Washington...batted .281 with 15 home runs and 46 rbi in 87 games before the All-Star Break but batted .225 average, one home run and 10 rbi in 27 games after the break, while experiencing left knee problems...made a team-leading 105 starts in left field...committed just one error in 108 games overall in the outfield (.994 fielding percentage)...tied for second among National League left fielders with seven assists...had career-highs in walks and on-base percentage and matched his best in stolen bases (8-for-8)...placed on the 15-day disabled list with a sore left knee, August 16...transferred to the 60-day disabled list, September 3 and had surgery on his knee.

2009: Spent his first season with Washington...batted .340 with 15 doubles, 11 homers and 24 rbi in 50 games, May 5-July 12...missed a week in early June with an illness, then went on bereavement list for a week in mid-June...became the 13th Major Leaguer and third National League player to hit two grand slams in the same game (off Jeff Suppan and Mark DeFelice), July 27 at Milwaukee...the eight rbi set a Nationals (2005-present) single-game record and matched the franchise single-game mark...batted .423 (11-for-26) with three doubles, three homers, 11 rbi and five walks in six games and was named NL Co-Player of the Week for the period ending, August 2...went 4-for-4 with two homers and six rbi, August 25 at Chicago (NL) and scored five runs in that game to match the Nationals (2005-present) single-game club mark...according to the Elias Sports Bureau, only five other players have gone 4-for-4 or better in a single game, yet posted more runs and more rbi than hits: Sean Casey (4-for-4, six rbi, five runs, May 19, 1999 at Colorado), Ken Griffey Jr. (4-for-4, six rbi, five runs, May 24, 1996 vs. New York-AL), George Foster (4-for-4, seven rbi, five runs, April 25, 1977 at Atlanta), Rocky Colavito (4-for-4, six rbi, five runs, June 10, 1959 at Baltimore) and Lou Gehrig (4-for-4, five rbi, five runs, June 12, 1928 at Chicago-AL)...joined Adam Dunn (38 home runs) and Ryan Zimmerman (33) to form the Nationals' second trio of 20-homer teammates...established a Nationals record with five multi-homer games...tied for seventh in the NL with 12 hit by pitches.

2008: Hit the first Opening Day home run of his career, March 31 vs. New York (NL) off Johan Santana...posted a 12-game hitting streak, April 12-24...was batting .341 with six home runs and 16 rbi in 25 games before missing 50 games due to a stint on the disabled list with a lower back strain, April 28-June 23...hit two home runs, including a walk-off 10th-inning solo shot in a 6-5 win, June 30 against Washington...homered in four straight games for the first time in his career, September 22-26...traded to Washington along with pitcher Scott Olsen, in exchange for P.J. Dean and infielders Emilio Bonifacio and Jake Smolinski, November 10.

2007: Made the Marlins Opening Day roster for the first time in his career and spent the entire season with Florida...hit Florida's only walk-off home run of the season, May 10 vs. Los Angeles (NL)...went 5-for-5 and had walk-off rbi-single in the 10th inning, July 1 vs. Atlanta...hit two grand slams, including the first of his career, August 11 at New York (NL) off Guillermo Mota...posted a hit in six straight at-bats, June 30-July 1...recorded six rbi, August 23 at St. Louis...tied for eighth in the NL with a team-leading nine outfield assists.

2006: Earned Rookie of the Year consideration along with teammates Hanley Ramirez (winner), Dan Uggla, Josh Johnson and Scott Olsen...teamed with Uggla (27) and Mike Jacobs (20) to form the second trio of rookie teammates in MLB to hit 20-or-more homers...the other trio was Gary Gaetti, Kent Hrbek and Tom Brunansky of the 1982 Twins...joined Uggla as only the second pair of rookie teammates to hit 25-plus home runs (Al Rosen and Luke Easter, 1950 Indians)...spent two weeks on the disabled list with a sprained left hand, June 7-22.

2005: Started the season with Triple-A Albuquerque...hit .344 with six doubles, 12 home runs, 29 RBI and 20 walks in May and was named Florida's Organizational Player of the Month...was Topps Minor League Player of the Month in May...earned PCL Player of the Week honors for the period ending June 12, after hitting .550 with three doubles, three home runs and eight RBI...was named a PCL Mid-Season All-Star and was selected to play in the XM Futures Game but did not play in either due to Major League recall...recalled by Florida, June 24...led the Pacific Coast League with 19 home runs at time of promotion...placed on the 15-day disabled list with a stress fracture in left forearm, June 30-September 2.

2004: Started the season with Double-A Carolina...recalled by Florida for the first time and made his Major League debut, July 6 vs. Pittsburgh...went 2-for-2 with two walks in his second Major League game, July 7 against Pittsburgh...singled off Brian Meadows in the sixth inning for his first hit...hit first career homer, July 18 at Pittsburgh off Oliver Perez...was named a Double-A Postseason All-Star catcher by *Baseball America*.

2003: Split time between Single-A Jupiter, Double-A Carolina and GCL Marlins (rehab assignment)...was a Florida State League All-Star for the second consecutive season...placed on the disabled list twice with right knee inflammation...participated in the Arizona Fall League and hit .313 with three home runs and 11 RBI in 22 games with the Peoria Saguaros.

2002: Spent the season with Single-A Jupiter...was a Florida State League All-Star...was tied for third in the FSL in slugging percentage and tied for fifth in on-base percentage.

2001: Spent the season with Single-A Kane County...named to the Single-A Midwest League All-Star Team...stole a team-leading 24 bases in just 26 attempts (92.3%)...successfully stole 23 straight bases, April 30-August 22.

2000: Began his professional career with Single-A Utica...posted a .400 on-base percentage, including 39 walks in 65 games.

PROFESSIONAL: Florida Marlins' 17th round pick in the June 2000 First-Year Player Draft...signed by Marlins scout Larry Keller.

2011		WILLINGHAM'S GAME HIGHS				CAREER	
Hits: 3, 3x, last 9/12 vs. LAA.	HR: 2, 7/29 vs. Min.	Hits: 5, 7/1/07 vs. Atl.	HR: 2, 10x, last 7/29/11 vs. Min.				
RBI: 5, 2x, last 7/29 vs. Min.	Hit-Strike: 7, 2x, last 9/7-14	RBI: 8, 7/27/09 at Mil.	Hit-Strike: 12, 4/12-24/08				
Grand Slams: --	SB: 1, 4x, last 6/17 vs. S.F.	Grand Slams: 4, 4/11/10 at NYM.	SB: 2, 2x, last 4/15/08 vs. Atl.				

WILLINGHAM'S PLAYING RECORD

YEAR	CLUB	AVG	G	AB	R	H	2B	3B	HR	RBI	SH	SF	HB	BB	SO	SB	CS	E	OBP
2000	Utica	.263	65	205	37	54	16	0	6	29	1	2	9	39	55	9	5	2	400
2001	Kane County	.259	97	320	57	83	20	2	7	36	0	4	13	53	85	24	2	15	382
2002	Jupiter	.274	107	376	72	103	21	4	17	69	0	2	13	63	88	18	5	9	394
2003	Jupiter	.264	59	193	46	51	17	1	12	34	0	3	9	46	42	9	2	2	422
	GCL Marlins	.429	2	7	3	3	1	0	1	3	0	0	0	1	2	0	0	0	500
	Carolina	.299	22	67	15	20	2	1	5	14	0	0	3	13	20	0	0	0	434
2004	FLORIDA	.200	12	25	2	5	0	0	1	1	0	0	0	4	8	0	0	1	310
	Carolina	.281	112	338	81	95	24	0	24	76	1	7	18	91	87	6	3	5	449
2005	Jupiter	.222	2	9	1	2	1	0	0	1	0	0	1	0	2	0	0	0	300
	Albuquerque	.324	66	219	56	71	14	3	19	54	0	4	9	47	54	5	1	5	455
	FLORIDA	.304	16	23	3	7	1	0	0	4	1	0	2	2	5	0	0	0	407
2006	Carolina	.250	2	8	0	2	0	0	0	0	0	0	0	0	3	0	0	0	250
	FLORIDA	.277	142	502	62	139	28	2	26	74	0	6	11	54	109	2	0	7	356
2007	FLORIDA	.265	144	521	75	138	32	4	21	89	0	1	16	66	122	8	1	3	364
2008	Carolina	.231	8	26	6	6	2	0	0	5	0	0	2	2	5	0	0	1	333
	FLORIDA	.254	102	351	54	89	21	5	15	51	1	2	14	48	82	3	2	0	364
2009	WASHINGTON	.260	133	427	70	111	29	0	24	61	0	2	12	61	104	4	3	7	367
2010	WASHINGTON	.268	114	370	54	99	19	2	16	56	0	4	9	67	85	8	0	1	389
2011	Sacramento	.200	2	5	1	1	0	0	1	2	0	0	0	2	2	0	0	0	429
	OAKLAND	.246	136	488	69	120	26	0	29	98	0	8	11	56	150	4	1	2	332
	Minor League Totals	.277	544	1773	375	491	118	11	92	323	2	22	77	357	445	71	18	39	415
	National League Totals	.265	663	2219	320	588	130	13	103	336	2	15	64	302	515	25	6	19	367
	American League Totals	.246	136	488	69	120	26	0	29	98	0	8	11	56	150	4	1	2	332
	Major League Totals	.262	799	2707	389	708	156	13	132	434	2	23	75	358	665	29	7	21	361

WILLINGHAM'S FIELDING RECORD

POSITION	PCT	G	PO	A	E	TC	DP	PB
Outfield	.983	693	1145	33	20	1198	5	—
Catcher	.980	15	48	1	1	50	0	4
First Base	1.000	3	5	0	0	5	0	—
Totals	.983	711	1198	34	21	1253	5	4



BRENDAN WISE

RIGHT-HANDED PITCHER

66

HEIGHT/WEIGHT: 6-2/190
BORN: 1/9/86 in Perth, Australia
RESIDES: Port Hedland, Western Australia
ACQUIRED: Signed as free agent, 11/14/11
M.L. SERVICE: None
CONTRACT STATUS: Signed thru 2012

BATS/THROWS: L/R
OPENING DAY AGE: 26

NON-ROSTER INVITE

PERSONAL: Brendan James Wise...attended Pratt Community College in Kansas.

- 2011:**
- Started the season with Triple-A Toledo and did not allow an earned run in his first eight appearances (10.3 ip), April 9-May 1...allowed just one earned run in 16 of his first 17 appearances (19.1 ip), April 9-May 24.
 - Did not allow a home run in his first 21 appearances (25.0 ip), until allowing one June 8 vs. Gwinnett...one of three home runs allowed at Toledo.
 - Earned his first win, tossing 1.1 scoreless innings, July 9 vs. Columbus.
 - Posted 13 consecutive scoreless outings (14.1 ip), June 10-July 14, before being transferred to Double-A Erie, July 16.
 - Appeared in three games for the SeaWolves before being transferred back to Triple-A Toledo, July 22.
 - Posted monthly ERA's of 0.00 (8.2 ip) in April, 2.70 (13.1 ip, 4 er) in May, 1.35 (13.1 ip, 2 er) in June, and 0.77 (11.2 ip, 1 er) in July with Toledo.

2010: Started the season with Double-A Erie and pitched in 15 games with the SeaWolves before transferring to Triple-A Toledo, May 26...posted a 0.95 ERA (28.1 ip, 3 er) in his final 15 outings of the season, July 5-September 6...placed on the 7-day disabled list with right rotator cuff tendinitis, July 23...reinstated, August 13...combined to go 6-2, 1.87 (77.0 ip, 16 er) with six saves in 43 appearances between the two levels...pitched 11 games with Surprise in the Arizona Fall League, going 0-1, 6.57 (12.1 ip, 9 er)...appeared in four games with Perth in the Australian Winter League following the season, tossing 4.1 scoreless innings of relief and three saves.

2009: Started the season with Double-A Erie...placed on the 7-day disabled list with a right shoulder strain, April 12-May 12...transferred to Single-A Lakeland, May 22...posted a 1.74 ERA (10.1 ip, 2 er) in his first seven outings with the Flying Tigers, May 26-June 15...transferred to Erie, July 8...placed on temporarily inactive list, September 3, as he left Erie to participate in the World Cup with Australia.

2008: Started the season with Single-A Lakeland...did not allow a run in his final nine outings, tossing 9.1 scoreless innings, May 1-21...transferred to Double-A Erie, May 23...posted a 2.45 ERA (11.0 ip, 3 er) in seven June appearances.

2007: Began the season in Extended Spring Training then reported to Single-A Lakeland...posted a 1.01 ERA (26.2 ip, 3 er) in his first 22 relief appearances of the season, May 17-July 28...transferred to Double-A Erie, June 7...pitched in two games for the SeaWolves before being transferred back to Erie, June 12, where he spent the rest of the season.

2006: Spent the season with Single-A Oneonta, splitting time between the starting rotation and the bullpen...went 2-4, 2.64 (47.2 ip, 14 er) in eight starts and 1-2, 5.71 (17.1 ip, 11 er) in eight relief appearances...set a season-high with 10 strikeouts, September 4 at Staten Island.

2005: Made his professional debut with the GCL Tigers...tied for second in the Gulf Coast League in starts, while he was fourth in innings pitched...led the league with 13 hit batsmen, while he tied for the lead with 39 runs allowed and tied for second with six home runs allowed...second among all GCL starters with 1.26 walks-per-nine innings pitched.

PROFESSIONAL: Detroit's 8th round pick in the June 2005 First-Year Player Draft...signed by scout Steve Taylor.

WISE'S PITCHING RECORD

YEAR	CLUB	W-L	ERA	G	GS	CG	SH	SV	IP	H	R	ER	HR	HB	BB	SO	WP	BK	BAA
2005	GCL Tigers	2- 4	4.87	10	10	0	0	0	57.1	60	39	31	6	13	9	35	3	0	.268
2006	Oneonta	3- 6	3.46	16	8	0	0	0	65.0	67	30	25	0	6	15	39	1	0	.268
2007	Lakeland	1- 2	3.12	31	0	0	0	3	34.2	28	14	12	4	7	10	18	5	0	.226
	Erie	1- 0	5.40	2	0	0	0	0	1.2	4	1	1	0	0	1	1	0	0	.500
2008	Lakeland	1- 3	4.64	18	0	0	0	1	21.1	24	12	11	0	3	11	9	0	1	.300
	Erie	2- 1	3.30	30	0	0	0	3	43.2	43	18	16	4	5	14	20	2	0	.267
2009	Lakeland	1- 1	3.32	14	0	0	0	2	19.0	19	7	7	1	0	3	10	0	0	.271
	Erie	4- 1	4.39	21	1	0	0	2	41.0	53	21	20	2	1	12	15	2	0	.325
2010	Erie	2- 0	1.44	15	0	0	0	4	25.0	14	6	14	0	0	11	17	0	0	.157
	Toledo	4- 2	2.08	28	0	0	0	2	52.0	53	14	12	0	3	12	23	3	0	.279
2011	Erie	0- 1	31.50	3	0	0	0	0	2.0	9	7	7	0	0	2	1	0	0	.692
	Toledo	5- 2	1.90	50	0	0	0	1	61.2	57	16	13	3	3	28	39	3	1	.256
Minor League Totals		26-23	3.37	238	19	0	0	18	424.1	431	185	159	20	41	128	227	19	2	.270

WISE'S WORLD BASEBALL CLASSIC PITCHING RECORD

YEAR	CLUB	W-L	ERA	G	GS	CG	SH	SV	IP	H	R	ER	HR	HB	BB	SO	WP	BK	BAA
2009	Australia	0- 0	0.00	1	0	0	0	0	0.0	1	3	3	0	1	1	0	1	0	1.000



JOEL ZUMAYA

RIGHT-HANDED PITCHER

54

HEIGHT/WEIGHT: 6-3/215
BORN: 11/9/84 in Chula Vista, CA
RESIDES: Windermere, FL

BATS/THROWS: R/R
OPENING DAY AGE: 27

ACQUIRED: Signed as free agent, 1/18/12

M.L. SERVICE: 6 years

CONTRACT STATUS: Signed thru 2012

PERSONAL: Joel Martin Zumaya (pronounced ZOO-my-ah)...wife Rachel (Sanchez)...son Marley (8/10/09)...2002 graduate of Bonita Vista High School...brother Richard signed with the Tigers after being selected in the 43rd round of the 2007 First-Year Player Draft.

2011:

- Missed entire season recovering from surgery to repair olecranon in right elbow.

2010: Named Detroit Tigers Pitcher of the Month for April, going 2-0, 1.23 ERA (14.2 ip, 2 er)...tied his career-high with five strikeouts, May 8 at Cleveland...appeared in 31 games for the Tigers before being sidelined for remainder of season with a non-displaced fracture of his olecranon (right elbow), June 29...had a screw inserted to stabilize fracture, performed by Dr. Stephen Lemos, July 12.

2009: Rated as having the second-best fastball in American League by *Baseball America*...disabled with sore right shoulder, March 27-April 25...made two rehab appearances at Single-A Lakeland, April 11-17...made three rehab appearances at Triple-A Toledo, April 18-24...tied career-high three-game win-streak, May 2-June 8...disabled for remainder of season with right shoulder soreness, July 18...underwent surgery to remove the non-union stress fracture of the coracoid process in right shoulder, performed by Dr. James Andrews, August 21.

2008: Rated as having the best fastball in American League by *Baseball America*...disabled while recovering from shoulder surgery, March 30-June 20...made two rehab appearances with Single-A Lakeland, June 3-7...transfer of rehab to Triple-A Toledo, where he made four appearances, June 8-20...had 0.66 ERA (13.2 ip, 1 er) with 14 strikeouts in 11 appearances, June 27-July 25...disabled with sore right shoulder, August 13-October 31...was diagnosed with a non-displaced fracture of the right coracoid in his right shoulder, September 11.

2007: Made Opening Day roster for second consecutive season...season-high four strikeouts, May 1 vs. Baltimore...disabled with right middle finger strain, May 3-August 21...underwent surgery to repair ruptured tendon in right middle finger, performed by Dr. Charles Melone, May 10...appeared in three rehab games with Triple-A Toledo...made 10 appearances in September...underwent AC joint reconstruction on right shoulder, performed by Dr. Heinz Hoenecke and Dr. Jan Fronck, October 31.

2006: Made Opening Day roster for first time in his career, pitching out of the bullpen...made Major League debut, April 3 at Kansas City...first Major League win, May 3 vs. Los Angeles (AL)...had 15.0 inning scoreless streak, May 23-June 14...career-high five strikeouts, June 14 vs. Tampa Bay...tied career-high three-game win-streak, June 24-August 5...first career save, July 11 at Toronto...posted a 0.74 ERA over 16 appearances (24.1 ip, 2 er), July 20-September 3...set club record for strikeouts by a rookie reliever with 97...second among AL rookies in games and sixth in strikeouts...third among AL relievers in strikeouts and fourth with a .187 batting-average-against...rated best fastball in American League by *Baseball America*.

2005: Started season at Double-A Erie...played for U.S. Team in 2005 Futures game, July 10 at Detroit...went 6-0, 1.37 (72.1 ip, 11 er) in 11 starts, May 15-July 7...Eastern League Pitcher of the Week, May 23-29...season-high 15 strikeouts, June 5 vs. Harrisburg...Tigers Minor League Pitcher of the Month for June...promoted to Toledo, July 17...led Eastern league with a .187 batting-average-against and 11.99 strikeouts per-9-innings...named Eastern League postseason All-Star and *Baseball America* second-team Minor League All-Star...named best pitching prospect and best fastball in Eastern League by *Baseball America*...rated second-best prospect in Tigers organization following the season by *Baseball America*.

2004: Began season at Single-A Lakeland...Florida State League Pitcher of the Week, June 7-13...disabled with back spasms, June 24-July 8...promoted to Double-A Erie and tied season-high with 11 strikeouts, August 13 vs. Akron...disabled with shoulder spasms, September 5.

2003: Led Midwest League with 42 strikeouts in April (five starts)...season-high 14 strikeouts, May 5 vs. Beloit...named to Midwest League mid-season All-Star team...disabled with back spasms, July 26-August 25...led Midwest League starters with 12.55 strikeouts per-9-innings...rated best fastball in Tigers organization, third-best prospect in Tigers organization and sixth-best prospect in Midwest League following the season by *Baseball America*.

2002: Began professional career at GCL Tigers...began career with 18.0 inning scoreless streak, July 8-30...tied for second on club in strikeouts...sixth among short-season starters with .163 batting-average-against and 11th with 11.09 strikeouts per-9-innings...rated fifth-best late-round pick and 15th best prospect in Gulf Coast League by *Baseball America*.

PROFESSIONAL: Detroit Tigers' 11th round pick in the June 2002 First-Year Player Draft...signed by scout Rob Wilfong.



2011

ZUMAYA'S GAME HIGHS

CAREER

IP: --

Walks: --

IP: 3.0, 6/11/06 at Tor.

Walks: 4, 4/25/07 at CWS.

SO: --

CG: --

SO: 5, 3x, 5/8/10 at Cle.

CG: --

Win-Streak: --

Low-Hit: --

Win-Streak: 3, 3x, 5/2-6/8/09

Low-Hit: --

ZUMAYA'S PITCHING RECORD

YEAR	CLUB	W-L	ERA	G	GS	CG	SH	SV	IP	H	R	ER	HR	HB	BB	SO	WP	BK	BAA
2002	GCL Tigers	2-1	1.93	9	8	0	0	0	37.1	21	9	8	2	1	11	46	3	0	.163
2003	West Michigan	7-5	2.79	19	19	0	0	0	90.1	69	35	28	3	3	38	126	4	0	.209
2004	Lakeland	7-6	4.15	19	19	1	1	0	115.2	90	60	56	10	9	58	108	7	1	.214
	Erie	2-2	6.30	4	4	0	0	0	20.0	19	20	14	6	2	10	29	0	0	.250
2005	Erie	8-3	2.77	18	18	0	0	0	107.1	71	40	33	8	2	52	143	4	4	.187
	Toledo	1-2	2.66	8	8	1	0	0	44.0	30	13	13	2	5	24	56	2	0	.194
2006	DETROIT	6-3	1.94	62	0	0	0	1	83.1	56	20	18	6	2	42	97	4	0	.187
2007	Toledo	0-0	6.75	3	0	0	0	0	2.2	3	2	2	0	0	2	2	0	0	.273
	DETROIT	2-3	4.28	28	0	0	0	1	33.2	23	16	16	3	1	17	27	3	0	.189
2008	Lakeland	0-0	0.00	2	0	0	0	0	3.0	1	0	0	0	0	1	2	0	0	.100
	Toledo	0-0	2.25	4	0	0	0	0	4.0	5	3	1	0	0	2	4	0	0	.278
	DETROIT	0-2	3.47	21	0	0	0	1	23.1	24	13	9	3	0	22	22	6	0	.264
2009	Lakeland	0-1	11.57	2	2	0	0	0	2.1	3	5	3	1	0	5	4	1	0	.300
	Toledo	0-0	0.00	3	0	0	0	0	4.0	3	0	0	0	0	0	5	0	0	.200
	DETROIT	3-3	4.94	29	0	0	0	1	31.0	34	18	17	5	1	22	30	1	0	.274
2010	DETROIT	2-1	2.58	31	0	0	0	1	38.1	32	13	11	1	0	11	34	2	0	.229
2011	INJURED - DID NOT PITCH																		
Minor League Totals		27-21	3.30	92	79	2	1	0	430.2	315	187	158	32	22	203	525	21	5	.203
Major League Totals		13-12	3.05	171	0	0	0	5	209.2	169	80	71	18	4	114	210	16	0	.218

ZUMAYA'S FIELDING RECORD

POSITION	PCT	G	PO	A	E	TC	DP	PB
Pitcher	.913	171	7	14	2	23	1	—

ZUMAYA'S DIVISION SERIES RECORD

YEAR	CLUB	W-L	ERA	G	GS	CG	SH	SV	IP	H	R	ER	HR	HB	BB	SO	WP	BK	BAA
2006	New York (AL)	0-0	0.00	2	0	0	0	0	2.0	0	0	0	0	0	0	3	0	0	.000

ZUMAYA'S LEAGUE CHAMPIONSHIP SERIES RECORD

YEAR	CLUB	W-L	ERA	G	GS	CG	SH	SV	IP	H	R	ER	HR	HB	BB	SO	WP	BK	BAA
2006	Oakland	0-0	9.00	1	0	0	0	0	1.0	1	1	1	0	0	0	0	0	0	.250

ZUMAYA'S WORLD SERIES RECORD

YEAR	CLUB	W-L	ERA	G	GS	CG	SH	SV	IP	H	R	ER	HR	HB	BB	SO	WP	BK	BAA
2006	St. Louis	0-1	3.00	3	0	0	0	0	3.0	1	3	1	0	0	3	3	1	0	.091

MLB TEAM LEADERS

FEWEST WALKS

1. Minnesota Twins 1045
2. Colorado Rockies 1089
3. Chicago White Sox 1117
4. Cleveland Indians 1118
5. Toronto Blue Jays 1130

TEAM BULLPEN LEADERS SINCE 2006

ERA

1. San Diego Padres 3.42
2. Atlanta Braves 3.67
3. Los Angeles Dodgers 3.70
4. Oakland Athletics 3.71
5. Minnesota Twins 3.73

SAVE PERCENTAGE

1. New York Yankees 72.7
2. Los Angeles Angels 72.2
3. Philadelphia Phillies 71.0
4. San Francisco Giants 70.5
5. Minnesota Twins 70.4



KEEP CLIMBING



A LARGER NETWORK MAKES A SMALLER WORLD.

Size alone isn't the only measure of an airline (or even the best one), but when it makes the world easier to access, we believe it's a sign of progress. Delta is the number one U.S. airline to Europe, Asia, and Africa. We have nine hubs and seventeen international gateways - the most of any airline. And we fly to over 350 destinations across six continents.



OFFICIAL AIRLINE OF
THE MINNESOTA TWINS




174

7108

156

DELTA.COM

YEAR ² IN ₆ REVIEW



TWINS' FINAL STATISTICS — 2011

BATTING: (11TH IN A.L.)

PLAYER	AVG	G	AB	R	H	2B	3B	HR	RBI	SH	SF	HB	BB	SO	SB	CS	E	OBP
Benson	.239	21	71	3	17	6	1	0	2	0	0	0	3	21	2	2	2	.270
Butera	.167	93	234	19	39	9	1	2	23	6	1	2	11	42	0	0	5	.210
Casilla	.260	97	323	52	84	21	4	2	21	8	3	3	28	45	15	4	11	.322
RIGHT	.231		108		25	8	0	0	7	4	1	0	5	11				.263
LEFT	.274		215		59	13	4	2	14	4	2	3	23	34				.350
Cuddyer	.284	139	529	70	150	29	2	20	70	0	3	4	48	95	11	1	7	.346
Dinkelmann	.301	23	73	5	22	1	0	0	4	0	0	1	4	14	2	0	0	.346
Holm	.118	6	17	1	2	1	0	0	0	0	0	1	4	0	0	0	0	.167
Hughes	.223	96	287	31	64	12	0	7	30	2	1	3	24	79	3	2	5	.289
Kubel	.273	99	366	37	100	21	1	12	58	0	2	1	32	86	1	1	1	.332
Mauer	.287	82	296	38	85	15	0	3	30	0	2	3	32	38	0	0	5	.360
Morneau	.227	69	264	19	60	16	0	4	30	0	2	3	19	44	0	0	1	.285
Nishioka	.226	68	221	14	50	5	0	0	19	3	0	1	15	43	2	4	12	.278
RIGHT	.203		79		16	3	0	0	5	1	0	0	2	15				.222
LEFT	.239		142		34	2	0	0	14	2	0	1	13	28				.308
Parmelee	.355	21	76	8	27	6	0	4	14	0	0	0	12	13	0	0	2	.443
Plouffe	.238	81	286	47	68	18	1	8	31	2	3	4	25	71	3	3	12	.305
Repko	.226	67	133	21	30	2	0	2	11	3	0	2	6	38	7	2	1	.270
Revere	.267	117	450	56	120	9	5	0	30	3	0	2	26	41	34	9	7	.310
Rivera	.144	45	104	9	15	3	0	1	5	0	1	1	8	32	0	0	3	.211
Span	.264	70	284	37	75	11	5	2	16	0	0	0	27	36	6	1	1	.328
Thome	.243	71	206	21	50	12	0	12	40	0	1	0	35	69	0	0	0	.351
Tolbert	.198	87	207	22	41	10	2	0	11	4	0	4	11	31	3	2	6	.252
RIGHT	.226		53		12	1	0	0	2	1	0	1	4	7				.293
LEFT	.188		154		29	9	2	0	9	3	0	3	7	24				.238
Tosoni	.203	60	172	20	35	7	1	5	22	0	0	3	14	42	0	2	3	.275
Valencia	.246	154	564	63	139	28	2	15	72	0	4	0	40	102	2	6	18	.294
Young	.266	84	305	26	81	16	0	4	32	0	2	0	18	55	1	0	5	.305
Baker	.400	23	5	0	2	1	0	0	0	0	0	0	1	0	0	0	0	.400
Blackburn	.000	26	2	0	0	0	0	0	0	0	0	0	0	0	0	0	0	.000
Duensing	.000	33	4	0	0	0	0	0	0	0	0	0	0	2	0	0	4	.000
Liriano	.500	26	2	0	1	0	0	0	1	0	0	0	1	0	0	0	0	.667
Pavano	.000	33	6	0	0	0	0	0	0	0	0	0	0	4	0	0	2	.000
PITCHERS	.158	162	19	0	3	1	0	0	1	0	0	0	1	7	0	0	12	.200
MINNESOTA	.247	162	5497	619	1357	259	25	103	572	31	25	37	440	1048	92	39	119	.306
OPPONENTS	.281	162	5571	804	1564	291	43	161	762	43	62	54	480	940	96	44	115	.340
DH	.245	162	564	68	138	26	0	26	96	0	2	4	70	135	5	0	0	.331

PITCHING: (13TH IN A.L.)

PITCHER	W	L	ERA	G	GS	CG	SH	SV	IP	H	R	ER	HR	HB	BB	SO	WP	BK	BAA
Baker	8	6	3.14	23	21	1	0	0	134.2	126	50	47	15	4	32	123	4	0	.248
Blackburn	7	10	4.49	26	26	1	0	0	148.1	183	91	74	19	4	54	76	5	0	.305
Burnett	2	5	5.51	66	0	0	0	0	50.2	50	32	31	4	8	21	33	2	0	.263
Capps	4	7	4.25	69	0	0	0	15	65.2	66	31	31	10	4	13	34	1	0	.262
Cuddyer	0	0	0.00	1	0	0	0	0	1.0	2	0	0	0	0	1	0	0	0	.400
Diamond	1	5	5.08	7	7	0	0	0	39.0	51	25	22	3	0	17	19	3	0	.317
Duensing	9	14	5.23	32	28	1	1	0	161.2	193	102	94	21	1	52	115	3	0	.299
Dumaitrait	1	3	3.92	45	0	0	0	1	41.1	45	22	18	7	1	25	29	2	0	.276
Hacker	0	0	0.00	2	0	0	0	0	5.1	4	1	0	0	0	4	2	0	0	.235
Hendriks	0	2	6.17	4	4	0	0	0	23.1	29	16	16	3	0	6	16	1	0	.312
Hoey	1	2	5.47	26	0	0	0	0	24.2	34	20	15	4	0	13	14	1	0	.330
Hughes	1	0	9.95	15	0	0	0	0	12.2	19	14	14	4	1	8	11	0	0	.365
James	0	0	6.10	8	0	0	0	0	10.1	12	7	7	1	0	4	8	0	2	.293
Liriano	9	10	5.09	26	24	1	1	0	134.1	125	81	76	14	7	75	112	9	0	.249
Manship	0	0	8.10	5	0	0	0	0	3.1	5	3	3	0	0	4	2	0	0	.385
Mijares	0	2	4.59	58	0	0	0	0	49.0	53	31	25	4	3	30	30	1	0	.275
Nathan	2	1	4.84	48	0	0	0	14	44.2	38	26	24	7	3	14	43	3	0	.222
Oliveros	0	0	4.05	10	0	0	0	0	13.1	13	6	6	0	0	7	9	0	0	.277
Pavano	9	13	4.30	33	33	3	1	0	222.0	262	123	106	23	8	40	102	4	2	.294
Perkins	4	4	2.48	65	0	0	0	2	61.2	55	19	17	2	1	21	65	3	0	.244
Slama	0	0	0.00	2	0	0	0	0	2.1	0	0	0	0	0	2	3	1	0	.000
Slowey	0	8	6.67	14	8	0	0	0	59.1	78	44	44	10	3	5	34	0	0	.321
Swarzak	4	7	4.32	27	11	0	0	0	102.0	111	53	49	9	6	26	55	3	1	.275
Waldrop	1	0	5.73	7	0	0	0	0	11.0	10	7	7	1	0	6	5	1	0	.233
MINNESOTA	63	99	4.58	162	162	7	8	32	1421.2	1564	804	724	161	54	480	940	47	5	.281
OPPONENTS	99	63	3.45	162	162	4	13	49	1440.1	1357	619	552	103	37	440	1048	54	7	.247

TWINS' FINAL STATISTICS — 2011

FIELDING: (13TH IN A.L.)

PLAYER	POS	PCT	G	GS	PO	A	E	TC	DP	TP	PB
Baker.....	p	1.000	23	21	11	6	0	17	0	0	--
Benson.....	of	.957	20	19	44	0	2	46	0	0	--
Blackburn.....	p	.952	26	26	10	30	2	42	2	0	--
Burnett.....	p	.900	66	0	3	6	1	10	0	0	--
Butera.....	c	.989	93	75	418	38	5	461	3	0	7
Capps.....	p	1.000	69	0	3	12	0	15	0	0	--
Casilla.....	2b	.977	56	53	85	174	6	265	38	0	--
.....	ss	.969	36	36	56	101	5	162	23	0	--
Cuddyer.....	1b	.995	46	41	355	23	2	380	31	0	--
.....	2b	.989	17	17	35	52	1	88	7	0	--
.....	of	.974	77	73	142	6	4	152	1	0	--
.....	p	.000	1	0	0	0	0	0	0	0	--
Diamond.....	p	1.000	7	7	1	3	0	4	0	0	--
Dinkelman.....	2b	1.000	11	11	24	32	0	56	8	0	--
.....	of	1.000	10	7	20	0	0	20	0	0	--
Duensing.....	p	.875	32	28	10	18	4	32	0	0	--
Dumাত্রait.....	p	1.000	45	0	2	7	0	9	0	0	--
Hacker.....	p	1.000	2	0	0	1	0	1	0	0	--
Hendriks.....	p	1.000	4	4	0	6	0	6	0	0	--
Hoey.....	p	1.000	26	0	2	2	0	4	0	0	--
Holm.....	c	1.000	6	5	33	1	0	34	1	0	0
Hughes, D.....	p	1.000	15	0	1	1	0	2	0	0	--
Hughes, L.....	1b	.997	36	30	278	13	1	292	26	0	--
.....	2b	.989	37	34	79	108	2	189	25	0	--
.....	3b	.949	13	12	10	27	2	39	2	0	--
James.....	p	1.000	8	0	0	2	0	2	0	0	--
Kubel.....	of	.992	58	57	110	9	1	120	3	0	--
Liriano.....	p	1.000	26	24	5	17	0	22	1	0	--
Manship.....	p	1.000	5	0	1	0	0	1	0	0	--
Mauer.....	c	.987	52	47	291	18	4	313	2	0	4
.....	1b	.994	18	16	158	11	1	170	15	0	--
.....	of	1.000	1	1	3	0	0	3	0	0	--
Mijares.....	p	.857	58	0	2	4	1	7	0	0	--
Morneau.....	1b	.998	56	55	440	44	1	485	52	0	--
Nathan.....	p	1.000	48	0	5	4	0	9	0	0	--
Nishioka.....	2b	.923	6	6	10	14	2	26	8	0	--
.....	ss	.964	60	59	96	172	10	278	34	0	--
Oliveros.....	p	1.000	10	0	0	2	0	2	1	0	--
Parnelee.....	1b	.989	20	20	164	12	2	178	19	0	--
Pavano.....	p	.965	33	33	16	39	2	57	4	0	--
Perkins.....	p	.909	65	0	3	7	1	11	0	0	--
Plouffe.....	1b	.000	1	0	0	0	0	0	0	0	--
.....	2b	.986	17	15	32	36	1	69	10	0	--
.....	ss	.944	45	45	73	111	11	195	33	0	--
.....	of	1.000	13	11	19	1	0	20	1	0	--
Repko.....	of	.988	55	34	78	2	1	81	0	0	--
Revere.....	of	.976	106	105	285	3	7	295	0	0	--
Rivera.....	c	.988	44	35	231	16	3	250	1	0	1
Slama.....	p	.000	2	0	0	0	1	1	0	0	--
Slowey.....	p	1.000	14	8	4	5	0	9	0	0	--
Span.....	of	.995	67	67	206	1	1	208	0	0	--
Swarzak.....	p	1.000	27	11	3	7	0	10	1	0	--
Tolbert.....	2b	.979	36	26	61	78	3	142	23	0	--
.....	3b	1.000	6	4	2	3	0	5	1	0	--
.....	ss	.973	31	22	41	66	3	110	19	0	--
.....	of	.968	42	37	87	4	3	94	0	0	--
Tosoni.....	3b	.949	147	146	73	260	18	351	20	0	--
Valencia.....	p	1.000	7	0	0	2	0	2	0	0	--
Waldrop.....	p	1.000	7	0	0	2	0	2	0	0	--
Young.....	of	.967	75	75	144	4	5	153	1	0	--
TOTALS		.980	162	162	4265	1621	119	6005	153	0	12

2011 YEAR IN REVIEW



...Tony Oliva's 217 hits in 1964 are the second-most ever by an American League rookie (Ichiro Suzuki in 2001) since 1920.

TWINS' FINAL CLUB STATISTICS — 2011

	HOME		ROAD		TOTALS	
	W	L	W	L	W	L
VS. BALTIMORE	0	4	2	2	2	6
VS. BOSTON	1	2	1	3	2	5
VS. NEW YORK	1	3	1	3	2	6
VS. TAMPA BAY	2	4	1	3	3	7
VS. TORONTO	0	3	1	2	1	5
TOTALS VS. EAST	4	16	6	13	10	29
VS. CHICAGO (AL)	3	6	6	3	9	9
VS. CLEVELAND	4	5	3	6	7	11
VS. DETROIT	2	7	2	7	4	14
VS. KANSAS CITY	6	3	4	5	10	8
TOTALS VS. CENTRAL	15	21	15	21	30	42
VS. LOS ANGELES	1	2	2	4	3	6
VS. OAKLAND	1	2	3	2	4	4
VS. SEATTLE	2	4	1	1	3	5
VS. TEXAS	3	1	2	2	5	3
TOTALS VS. WEST	7	9	8	9	15	18
TOTALS VS. A.L.	26	46	29	43	55	89
VS. ARIZONA	0	0	0	3	0	3
VS. LOS ANGELES	2	1	0	0	2	1
VS. MILWAUKEE	2	1	0	3	2	4
VS. SAN DIEGO	3	0	0	0	3	0
VS. SAN FRANCISCO	0	0	1	2	1	2
TOTALS VS. N.L.	7	2	1	8	8	10
OVERALL TOTALS	33	48	30	51	63	99

DOUBLEHEADERS (HOME)	WON 0	LOST 0	SPLIT 0
DOUBLEHEADERS (ROAD)	WON 0	LOST 0	SPLIT 0

	HOME		ROAD		TOTALS	
	W	L	W	L	W	L
SHUTOUTS	6	8	2	5	8	13
SHO - INDIVIDUAL	2	1	1	0	3	1
EXTRA INNINGS	2	2	4	2	6	4
ONE-RUN DECISIONS	17	12	10	20	27	32
TWO-RUN DECISIONS	4	6	5	4	9	10
VS. LH STARTERS	13	15	8	11	21	26
VS. RH STARTERS	20	33	22	40	42	73
GRASS FIELDS	33	48	28	46	61	94
ARTIFICIAL FIELDS	0	0	2	5	2	5
DAY GAMES	15	18	9	18	24	36
NIGHT GAMES	18	30	21	33	39	63

ATTENDANCE

HOME	3,168,107 (81 DATES)	39,112 AVG
ROAD	2,344,923 (81 DATES)	28,950 AVG

	MIN	OPP	WON	LOST
DOUBLE PLAYS	153	140	46	71
TRIPLE PLAYS	0	0	17	28
LEFT ON BASE	1080	1141	8	11
GRAND SLAM HR	2	2		
HOME RUNS - HOME	46	80		
HOME RUNS - ROAD	57	81		

TWINS VS. LEFT-HANDERS — 2011

BATTER	AVG	G	AB	R	H	2B	3B	HR	RBI	SH	SF	HP	BB	SO	SB	CS	OBP
Benson	.118	10	17	1	2	0	0	0	0	0	0	0	1	8	0	0	.167
Butera	.215	33	65	7	14	3	0	1	7	3	0	0	4	11	0	0	.261
Casilla	.236	51	106	12	25	8	0	0	7	4	1	0	5	10	7	2	.268
Cuddyer	.311	76	151	26	47	12	0	10	22	0	1	0	24	28	3	0	.403
Dinkelmann	.273	8	11	1	3	0	0	0	0	0	0	0	0	1	1	0	.273
Holm	.000	1	2	0	0	0	0	0	0	0	0	0	0	0	0	0	.000
Hughes	.196	42	92	14	18	3	0	3	14	0	0	1	10	25	1	1	.282
Kubel	.254	66	122	13	31	8	0	4	17	0	1	1	10	32	0	0	.313
Mauer	.234	60	111	13	26	2	0	0	13	0	2	2	11	19	0	0	.310
Morneau	.144	45	90	4	13	3	0	1	5	0	0	2	3	15	0	0	.189
Nishioka	.203	37	79	5	16	3	0	0	5	1	0	0	2	15	0	0	.222
Parmelee	.316	13	19	0	6	4	0	0	4	0	0	0	3	4	0	0	.409
Plouffe	.308	39	78	10	24	8	0	1	8	0	2	1	3	18	1	1	.333
Repko	.292	26	48	8	14	1	0	0	5	2	0	1	1	9	3	1	.320
Revere	.265	72	151	17	40	5	0	0	11	3	0	2	8	15	9	4	.311
Rivera	.179	14	28	1	5	1	0	1	2	0	0	0	2	5	0	0	.233
Span	.240	38	75	10	18	1	1	1	6	0	0	0	11	11	0	1	.337
Thome	.245	37	53	5	13	2	0	4	14	0	0	0	12	24	0	0	.385
Tolbert	.200	29	50	5	10	1	0	0	2	1	0	1	4	7	1	0	.273
Tosoni	.286	20	28	4	8	2	0	1	3	0	0	1	1	8	0	1	.333
Valencia	.309	67	149	18	46	10	1	4	22	0	0	0	10	21	0	1	.352
Young	.270	36	89	10	24	4	0	1	8	0	1	0	6	13	0	0	.313
PITCHERS	.143		7	0	1	0	0	0	0	0	0	0	0	4	0	0	.143
TOTALS	.249		1621	184	404	81	2	32	175	14	8	12	131	303	26	12	.309

PITCHER	AVG	AB	H	HR	HB	BB	SO
Baker	.267	318	85	11	2	21	79
Blackburn	.295	312	92	7	0	35	37
Burnett	.263	80	21	0	0	9	13
Capps	.264	121	32	6	1	6	14
Cuddyer	.333	3	1	0	0	0	0
Diamond	.323	31	10	1	0	7	4
Duensing	.217	175	38	1	0	6	38
Dumatrait	.237	76	18	1	0	7	14
Hacker	.125	8	1	0	0	3	0
Hendriks	.333	54	18	0	0	4	9
Hoey	.326	46	15	2	0	3	5
Hughes	.360	25	9	1	1	3	5
James	.357	14	5	0	0	0	2
Lirano	.235	119	28	1	4	17	30
Manship	.500	6	3	0	0	1	0
Mirares	.253	87	22	1	2	8	19
Nathan	.198	86	17	3	1	8	22
Olivero	.222	18	4	0	0	2	2
Pavano	.289	485	140	12	8	14	61
Perkins	.222	90	20	1	1	9	20
Slama	.000	1	0	0	0	0	0
Slowey	.345	113	39	5	1	3	16
Swarzak	.253	221	56	6	1	17	29
Waldrop	.056	18	1	0	0	3	1
TOTALS	.269	2507	675	59	22	186	420

EXTRA INNING GAMES (6-4) — 2011

DATE	OPPONENT	W/L	SCORE	INN	WINNER	LOSER
April 5	at New York (AL)	W	5- 4	10th	Capps	Logan
April 12	Kansas City	W	4- 3	10th	Hughes	Tjeda
April 14	at Tampa Bay	L	3- 4	10th	Farnsworth	Capps
May 9	at Boston	L	1- 2	10th	Okajima	Hoey
May 14	Toronto	L	3- 9	11th	Rauch	Perkins
May 18	at Oakland	W	4- 3	10th	Nathan	Fuentes
May 23	Seattle	L	7- 8	10th	Wright	Swarzak
May 28	Los Angeles (AL)	W	1- 0	10th	Burnett	Takahashi
June 8	at Cleveland	W	3- 2	10th	Capps	R. Perez
September 25	at Cleveland	W	6- 4	10th	Waldrop	Sipp

TWINS VS. RIGHT-HANDERS — 2011

BATTER	AVG	G	AB	R	H	2B	3B	HR	RBI	SH	SF	HP	BB	SO	SB	CS	OBP
Benson	.278	19	54	2	15	6	1	0	2	0	0	0	2	13	2	2	.304
Butera	.148	82	169	12	25	6	1	1	16	3	1	2	7	31	0	0	.190
Casilla	.272	85	217	40	59	13	4	2	14	4	2	3	23	35	8	2	.347
Cuddyer	.272	129	378	44	103	17	2	10	48	0	2	4	24	67	8	1	.321
Dinkelmann	.306	22	62	4	19	1	0	0	4	0	0	1	4	13	1	0	.358
Holm	.133	6	15	1	2	1	0	0	0	0	0	0	1	4	0	0	.188
Hughes	.236	88	195	17	46	9	0	4	16	2	1	2	14	54	2	1	.292
Kubel	.283	90	244	24	69	13	1	8	41	0	1	0	22	54	1	1	.341
Mauer	.319	73	185	25	59	13	0	3	17	0	0	1	21	19	0	0	.391
Morneau	.270	61	174	15	47	13	0	3	25	0	2	1	16	29	0	0	.332
Nishioka	.239	59	142	9	34	2	0	0	14	2	0	1	13	28	2	4	.308
Parmelee	.368	19	57	8	21	2	0	4	10	0	0	0	9	9	0	0	.455
Plouffe	.212	75	208	37	44	10	1	7	23	2	1	3	22	53	2	2	.295
Repko	.188	59	85	13	16	1	0	2	6	1	0	1	5	29	4	1	.242
Revere	.268	104	299	39	80	4	5	0	19	0	0	0	18	26	25	5	.309
Rivera	.132	40	76	8	10	2	0	0	3	0	1	1	6	27	0	0	.202
Span	.273	64	209	27	57	10	4	1	10	0	0	0	16	25	6	0	.324
Thome	.242	65	153	16	37	10	0	8	26	0	1	0	23	45	0	0	.339
Tolbert	.197	81	157	17	31	9	2	0	9	3	0	3	7	24	2	2	.246
Tosoni	.188	58	144	16	27	5	1	4	19	0	0	2	13	34	0	1	.264
Valencia	.224	147	415	45	93	18	1	11	50	0	4	0	30	81	2	5	.274
Young	.264	76	216	16	57	12	0	3	24	0	1	0	12	42	1	0	.301
PITCHERS	.167	12	0	2	1	0	0	1	0	0	0	1	3	0	0	0	.231
TOTALS	.247	3866	435	953	178	23	71	397	17	25	309	745	66	27	305	.305	

PITCHER	AVG	AB	H	HR	HB	BB	SO
Baker	.215	191	41	4	2	11	44
Blackburn	.316	288	91	12	4	19	39
Burnett	.264	110	29	4	8	12	20
Capps	.260	131	34	4	3	7	20
Cuddyer	.500	2	1	0	0	1	0
Diamond	.315	130	41	2	0	10	15
Duensing	.330	470	155	20	1	46	77
Dumatrait	.310	87	27	6	1	18	15
Hacker	.333	9	3	0	0	1	2
Hendriks	.282	39	11	3	0	2	7
Hoey	.333	57	19	2	0	10	9
Hughes	.370	27	10	3	0	5	6
James	.259	27	7	1	0	4	6
Liriano	.253	384	97	13	3	58	82
Manship	.286	7	2	0	0	3	2
Mijares	.292	106	31	3	1	22	11
Nathan	.247	85	21	4	2	6	21
Oliveros	.310	29	9	0	0	5	7
Pavano	.300	406	122	11	0	26	41
Perkins	.259	135	35	1	0	12	45
Slama	.000	6	0	0	0	2	3
Slowey	.300	130	39	5	2	2	18
Swarzak	.301	183	55	3	5	9	26
Waldrop	.360	25	9	1	0	3	4
TOTALS	.290	3064	889	102	32	294	520

TRADING REGULATIONS

The trading deadline for all inter- and intra-league deals is 4:00 p.m. (EDT) on July 31. Waivers are required for all inter- and intra-league deals August 1 until 5:00 p.m. (EDT) the day after the regular season concludes. No waivers are required for the remaining 10 months of the year.

TWINS' 2011 DAY-BY-DAY

Date	Opp.	Score	W/L	Rcd.	Pos.	GB	Daily		Total		Date	Winner	Loser	Save
							Home	Att.	Home	Att.				
APRIL (9-17)														
						Batting: 233 (203-for-873)			Pitching: 9-17-7, 4.88 (227.0 ip, 123 er)					
1	----Tor.	3-13	L	0- 1	T3	-1.0						Romero	Pavano	
2	----Tor.	1- 6	L	0- 2	T3	-2.0						Drabek	Liriano	
3	----Tor.	4- 3	W	1- 2	T3	-1.5						Blackburn	Cecil	Nathan
4	----NYY.	3- 4	L	1- 3	T4	-2.0						Nova	Baker	Rivera
5	----NYY.	*5- 4	W	2- 3	4	-2.0						Capps	Logan	Nathan
6	----NYY.	PPD - RAIN			T4	-1.5								
7	----NYY.	3- 4	L	2- 4	T4	-2.0						Burnett	Liriano	Rivera
8	----Oak.	2- 1	W	3- 4	T4	-2.0	+40,714		40,714	1		Pavano	Anderson	Nathan
9	----Oak.	0- 1	L	3- 5	T4	-3.0	+39,936		80,650	2		Gonzalez	Blackburn	Fuentes
10	----Oak.	3- 5	L	3- 6	T4	-4.0	+38,484		119,134	3		McCarthy	Baker	Fuentes
11	----OFF DAY				4	-4.5								
12	----K.C.	*4- 3	W	4- 6	4	-3.5	38,154		157,288	4		Hughes	Tejada	
13	----K.C.	5-10	L	4- 7	5	-3.5	36,286		193,574	5		Davies	Liriano	Jeffress
14	----T.B.	*3- 4	L	4- 8	5	-4.0						Farnsworth	Capps	
15	----T.B.	2- 5	L	4- 9	5	-5.0						Davis	Blackburn	Farnsworth
16	----T.B.	3- 4	L	4-10	5	-6.0						Cruz	Nathan	
17	----T.B.	4- 2	W	5-10	5	-6.0						Duensing	Hellickson	Capps
18	----Bal.	5- 3	W	6-10	5	-6.0						Liriano	Tillman	Capps
19	----Bal.	0-11	L	6-11	5	-6.0						Arrieta	Pavano	
20	----Bal.	4- 5	L	6-12	5	-7.0						Britton	Blackburn	Gregg
21	----Bal.	3- 1	W	7-12	5	-6.0						Baker	Guthrie	Capps
22	----Cle.	PPD - RAIN			5	-6.0								
23	----Cle.	10- 3	W	8-12	4	-5.0	+39,459		233,033	6		Duensing	Carmona	
24	----Cle.	4- 3	W	9-12	4	-4.0	+39,388		272,421	7		Pavano	Perez	Capps
25	----OFF DAY				4	-4.0								
26	----T.B.	PPD-RAIN			4	-4.5								
27	----T.B.	2- 8	L	9-13	4	-5.5	36,714		309,135	8		Davis	Liriano	
28	----T.B.	3-15	L	9-14	T4	-6.0	38,215		347,350	9		Hellickson	Blackburn	
29	----T.B. ^	1- 6	L	9-15	T4	-7.0	36,456		383,806	10		Niemann	Swarzak	
29	----K.C.	3- 4	L	9-16	T4	-8.0						Wood	Burnett	Soria
30	----K.C.	2-11	L	9-17	T4	-9.0						Adcock	Duensing	
MAY (8-19)														
						Batting: 244 (230-for-942)			Pitching: 8-19-3, 4.87 (240.1 ip, 130 er)					
1	----K.C.	3-10	L	9-18	T4	-10.0						Hochevar	Pavano	
2	----OFF DAY				5	-10.0								
3	----CWS.	1- 0	W	10-18	4	-10.0						Liriano	Jackson	
4	----CWS.	3- 2	W	11-18	4	-9.0						Blackburn	Danks	Capps
5	----OFF DAY				4	-9.5								
6	----Bos.	9- 2	W	12-18	4	-8.5						Baker	Wakefield	
7	----Bos.	0- 4	L	12-19	4	-9.5						Buchholz	Duensing	
8	----Bos.	5- 9	L	12-20	4	-9.5						Matsuzaka	Pavano	
9	----Bos.	*1- 2	L	12-21	5	-10.0						Okajima	Hoey	
10	----Det.	2-10	L	12-22	5	-11.0	+38,949		422,755	11		Porcello	Liriano	
11	----Det.	7- 9	L	12-23	5	-11.0	+38,938		461,693	12		Benoit	Capps	Valverde
12	----OFF DAY				5	-10.5								
13	----Tor.	0- 2	L	12-24	5	-11.5	+38,809		500,502	13		Romero	Burnett	Francisco
14	----Tor.	*3- 9	L	12-25	5	-12.0	+39,934		540,436	14		Rauch	Perkins	
15	----Tor.	3-11	L	12-26	5	-12.5	+39,301		579,737	15		Morrow	Duensing	
16	----Sea.	2- 5	L	12-27	5	-13.5						Pineda	Baker	
17	----Sea.	2- 1	W	13-27	5	-13.5						Liriano	Hernandez	Capps
18	----Oak.	*4- 3	W	14-27	5	-12.5						Nathan	Fuentes	Capps
19	----Oak.	11- 1	W	15-27	5	-11.5						Blackburn	Ross	
20	----Ari.	7- 8	L	15-28	5	-12.5						Kennedy	Duensing	Patterson
21	----Ari.	6- 9	L	15-29	5	-13.5						Heilman	Capps	Putz
22	----Ari.	2- 3	L	15-30	5	-14.5						Hudson	Burnett	Putz
23	----Sea.	*7- 8	L	15-31	5	-15.5	37,498		617,235	16		Wright	Swarzak	League
24	----Sea.	4- 2	W	16-31	5	-14.5	37,691		654,926	17		Blackburn	Fister	
25	----Sea.	0- 3	L	16-32	5	-14.5	+38,860		693,786	18		Bedard	Duensing	League
26	----OFF DAY				5	-14.5								
27	----LAA.	5- 6	L	16-33	5	-14.5	+38,967		732,753	19		Downs	Hoey	Walden
28	----LAA.	*1- 0	W	17-33	5	-14.5	+39,824		772,577	20		Burnett	Takahashi	
29	----LAA.	5- 6	L	17-34	5	-14.5	+39,867		812,444	21		Haren	Pavano	Walden
30	----Det.	5- 6	L	17-35	5	-14.5						Alburquerque	Burnett	Valverde
31	----Det.	7- 8	L	17-36	5	-15.5						Alburquerque	Dumaitrait	Benoit
JUNE (17-9)														
						Batting: 249 (216-for-868)			Pitching: 17-9-7, 3.08 (228.0 ip, 78 er)					
1	----Det.	2- 4	L	17-37	5	-16.5						Porcello	Baker	Valverde
2	----K.C.	8- 2	W	18-37	5	-15.5						Swarzak	O'Sullivan	
3	----K.C.	5- 2	W	19-37	5	-14.5						Pavano	Duffy	
4	----K.C.	7- 2	W	20-37	5	-13.5						Blackburn	Hochevar	
5	----K.C.	6- 0	W	21-37	5	-12.5						Duensing	Francis	

TWINS' 2011 DAY-BY-DAY

Date	Opp.	Score	W/L	Rcd.	Pos.	GA/GB	Daily		Total		Date	Winner	Loser	Save	
							Home Att.	Home Att.	Date	Winner					Loser
6	---Cle.	6-4	W	22-37	5	-11.5						Baker	Tomlin	Capps	
7	---Cle.	0-1	L	22-38	5	-12.5						Carrasco	Liriano	C. Perez	
8	---Cle.	*3-2	W	23-38	5	-11.5						Capps	C. Perez	Dumatrait	
9	---Tex.	5-4	W	24-38	5	-11.0	+38,761	851,205	22	Hoey			Lowe		
10	---Tex.	3-9	L	24-39	5	-11.0	+38,907	890,112	23	Wilson	Duensing				
11	---Tex.	8-1	W	25-39	5	-10.0	+40,420	930,532	24	Baker	Lewis				
12	---Tex.	6-1	W	26-39	5	-9.0	+39,281	969,813	25	Liriano	Harrison				
13	---OFF DAY					5	-9.5								
14	---CWS.		PPD-RAIN			5	-10.0								
15	---CWS.	4-1	W	27-39	5	-9.0	37,437	1,007,250	26	Pavano	Floyd				
16	---CWS.	1-0	W	28-39	5	-9.0	+39,484	1,046,734	27	Blackburn	Buehrle	Capps			
17	---S.D.	6-5	W	29-39	5	-8.0	+39,205	1,085,939	28	Duensing	Richard	Capps			
18	---S.D.	1-0	W	30-39	T4	-8.0	+40,225	1,126,164	29	Baker	Stauffer	Capps			
19	---S.D.	5-4	W	31-39	4	-8.0	+40,655	1,166,819	30	Burnett	Qualls				
20	---OFF DAY					4	-7.5								
21	---S.F.	9-2	W	32-39	4	-6.5					Pavano	Bumgarner			
22	---S.F.	1-5	L	32-40	4	-7.5					Vogelsong	Blackburn			
23	---S.F.	1-2	L	32-41	4	-8.0					Lincecum	Duensing	Wilson		
24	---Mil.	3-4	L	32-42	4	-8.0					Wolf	Baker	Axford		
25	---Mil.	1-11	L	32-43	4	-8.0					Gallardo	Liriano			
26	---Mil.	2-6	L	32-44	T4	-9.0					Narveson	Pavano	Axford		
27	---LAD.	0-15	L	32-45	T4	-10.0	+39,487	1,206,306	31	Billingsley	Blackburn				
28	---LAD.	6-4	W	33-45	4	-9.0	+39,755	1,246,071	32	Duensing	Lilly	Capps			
29	---LAD.	1-0	W	34-45	4	-8.0	+39,655	1,285,716	33	Baker	De La Rosa	Capps			
30	---OFF DAY					4	-8.5								
JULY (16-13) Batting: 275 (272-for-990) Pitching: 16-13-9, 4.59 (257.0 ip, 131 er)															
1	---Mil.	6-2	W	35-45	4	-8.0	+40,812	1,326,528	34	Liriano	Gallardo				
2	---Mil.	7-8	L	35-46	4	-9.0	+41,378	1,367,906	35	Saito	Capps	Axford			
3	---Mil.	9-7	W	36-46	4	-8.0	+41,195	1,409,101	36	Dumatrait	Loe	Perkins			
4	---T.B.	7-0	W	37-46	4	-8.0	+39,528	1,448,629	37	Duensing	Price				
5	---T.B.	3-2	W	38-46	4	-7.0	+38,613	1,487,242	38	Baker	Shields	Perkins			
6	---T.B.	5-12	L	38-47	4	-8.0	+39,841	1,527,083	39	Howell	Burnett				
7	---CWS.	6-2	W	39-47	4	-8.0					Pavano	Humber			
8	---CWS.	8-5	W	40-47	4	-7.0					Blackburn	Floyd	Capps		
9	---CWS.	3-4	L	40-48	4	-7.0					Crain	Mijares			
10	---CWS.	6-3	W	41-48	4	-6.5					Swarzak	Peavy	Capps		
11	---All-Star Break														
12	---All-Star Game - Chase Field														
13	---All-Star Break														
14	---K.C.	8-4	W	42-48	4	-6.0	+39,584	1,566,667	40	Liriano	Chen				
15	---K.C.	1-2	L	42-49	4	-7.0	+39,177	1,605,844	41	Collins	Capps	Soria			
16	---K.C.	4-3	W	43-49	4	-6.0	+41,295	1,647,139	42	Perkins	Francis	Nathan			
17	---K.C.	4-3	W	44-49	4	-5.0	+38,786	1,685,925	43	Duensing	Paulino	Nathan			
18	---Cle.	2-5	L	44-50	4	-6.0	+39,759	1,725,693	44	Huff	Swarzak				
19	---Cle.	3-6	L	44-51	4	-7.0	+38,491	1,764,184	45	Carmona	Diamond				
20	---Cle.	2-1	W	45-51	4	-6.0	+38,473	1,802,657	46	Perkins	C. Perez				
21	---Cle.	7-5	W	46-51	4	-5.0	+39,167	1,841,824	47	Verlander	Sipp	Nathan			
22	---Det.	2-6	L	46-52	4	-6.0	+40,149	1,881,973	48	Perkins	Pavano				
23	---Det.	2-8	L	46-53	4	-7.0	+40,691	1,922,664	49	Scherzer	Duensing				
24	---Det.	4-1	W	47-53	4	-6.0	+40,764	1,963,428	50	Baker	Penny	Nathan			
25	---Det.	2-5	L	47-54	4	-7.0	+40,789	2,004,217	51	Porcello	Liriano	Valverde			
26	---Tex.	6-20	L	47-55	4	-7.0					Holland	Blackburn			
27	---Tex.	9-8	W	48-55	4	-7.0					Perkins	Feliz	Nathan		
28	---Tex.	7-2	W	49-55	4	-6.0					Duensing	Lewis			
29	---Tex.	1-4	L	49-56	4	-6.0					Harrison	Baker	Feliz		
30	---Oak.	9-5	W	50-56	4	-6.0					Liriano	Gonzalez			
31	---Oak.	3-8	L	50-57	4	-6.0						Moscoso	Blackburn		
31	---Oak.	3-7	L	50-58	4	-7.0						McCarthy	Pavano		
AUGUST (7-21) Batting: 235 (217-for-925) Pitching: 7-21-4, 5.22 (245.0 ip, 142 er)															
1	---OFF DAY					4	-7.0								
2	---LAA.	1-5	L	50-59	4	-8.0					Santana	Duensing			
3	---LAA.	11-4	W	51-59	4	-8.0					Swarzak	Pineiro			
4	---LAA.	1-7	L	51-60	4	-8.0					Haren	Liriano			
5	---CWS.	3-5	L	51-61	4	-9.0	+41,364	2,045,581	52	Buehrle	Blackburn	Sale			
6	---CWS.	1-6	L	51-62	4	-10.0	+41,030	2,086,611	53	Stewart	Pavano	Santos			
7	---CWS.	0-7	L	51-63	4	-10.0	+39,353	2,125,964	54	Peavy	Duensing				
8	---Bos.	6-8	L	51-64	4	-10.5	+40,080	2,166,044	55	Aceves	Perkins	Papelbon			
9	---Bos.	3-4	L	51-65	4	-10.5	+39,974	2,206,018	56	Albers	Capps	Papelbon			
10	---Bos.	5-2	W	52-65	4	-9.5	+40,491	2,246,509	57	Perkins	Lester	Nathan			
11	---OFF DAY					4	-10.0								

TWINS' 2011 DAY-BY-DAY

Date	Opp.	Score	W/L	Rcd.	Pos.	GB	Daily		Total		Date	Winner	Loser	Save	
							Home	Att.	Home	Att.					
12	---Cle.	2- 3	L	52-66	4	-11.0						R.Perez	Perkins	C.Perez	
13	---Cle.	1- 3	L	52-67	4	-12.0						Tomlin	Duensing	C.Perez	
14	---Cle.			PPD - RAIN	4	-11.5									
15	---Det.	9- 6	W	53-67	4	-10.5						Liriano	Porcello	Nathan	
16	---Det.	1- 7	L	53-68	4	-11.5						Verlander	Blackburn		
17	---Det.	6- 5	W	54-68	4	-10.5						Capps	Valverde	Nathan	
18	---NYY.	4- 8	L	54-69	4	-11.0	+41,126	2,287,635	58			Sabathia	Duensing		
19	---NYY.	1- 8	L	54-70	4	-12.0	+41,328	2,328,963	59			Hughes	Slowey		
20	---NYY.	9- 4	W	55-70	4	-12.0	+41,254	2,370,217	60			Liriano	Burnett		
21	---NYY.	0- 3	L	55-71	4	-13.0	+41,242	2,411,459	61			Nova	Dumatrait	Rivera	
22	---Bal.	1- 4	L	55-72	4	-14.0	+38,986	2,450,445	62			Britton	Pavano	Gregg	
23	---Bal.	1- 8	L	55-73	4	-15.0	+38,786	2,489,231	63			Simon	Duensing		
24	---Bal.	1- 6	L	55-74	4	-15.0	37,778	2,527,009	64			Guthrie	Slowey		
25	---Bal.	1- 6	L	55-75	4	-16.0	38,406	2,565,415	65			Reyes	Swarzak		
26	---Det.	1- 8	L	55-76	4	-17.0	38,918	2,604,333	66			Porcello	Diamond		
27	---Det.	4- 6	L	55-77	4	-18.0	+40,179	2,644,512	67			Verlander	Pavano	Valverde	
28	---Det.	11- 4	W	56-77	4	-17.0	+39,130	2,683,642	68			Duensing	Penny		
29	---CWS.	0- 3	L	56-78	4	-17.0						Buehrle	Slowey	Santos	
30	---CWS.	6- 8	L	56-79	4	-18.0						Ohman	Swarzak	Santos	
31	---CWS.	7- 6	W	57-79	4	-18.0						Diamond	Peavy	Nathan	
SEPTEMBER (6-20)															
						Batting: .246 (219-for-889)									Pitching: 6-20-2, 4.81 (224.2 ip, 120 er)
1	---OFF DAY					4	-17.5								
2	---LAA.	13- 5	W	58-79	4	-17.5						Pavano	Chatwood		
3	---LAA.	6-10	L	58-80	4	-18.5						Weaver	Dumatrait		
4	---LAA.	1- 4	L	58-81	4	-19.5						Pineiro	Slowey	Walden	
5	---CWS.	1- 2	L	58-82	4	-20.5	+40,252	2,723,894	69			Humber	Swarzak	Sale	
<	---CWS.	0- 4	L	58-83	5	-21.0	+39,849	2,763,743	70			Stewart	Diamond		
6	---CWS.	0- 3	L	58-84	5	-22.0	36,959	2,800,702	71			Peavy	Hendriks	Santos	
7	---CWS.	5- 4	W	59-84	5	-22.0	38,359	2,839,061	72			Pavano	Danks	Nathan	
8	---OFF DAY					T4	-22.0								
9	---Det.	4- 8	L	59-85	T4	-23.0						Penny	Slowey		
10	---Det.	2- 3	L	59-86	5	-24.0						Alburquerque	Perkins		
11	---Det.	1- 2	L	59-87	5	-25.0						Fister	Diamond	Valverde	
12	---OFF DAY					5	-25.5								
13	---K.C.	0- 4	L	59-88	5	-26.5						Chen	Pavano		
14	---K.C.	3- 7	L	59-89	5	-27.5						Hochevar	Hendriks	Holland	
15	---OFF DAY					5	-27.0								
16	---Cle.	6- 7	L	59-90	5	-28.0	37,942	2,877,003	73			Jimenez	Slowey	C. Perez	
17	---Cle.	4-10	L	59-91	5	-28.0	38,805	2,915,808	74			Gomez	Swarzak		
18	---Cle.	5- 6	L	59-92	5	-29.0	37,012	2,952,820	75			Masterson	Pavano	C. Perez	
@19	--NYY.	4- 6	L	59-93	5	-29.5						Wade	Diamond	Rivera	
20	---Sea.	4- 5	L	59-94	5	-29.5	35,995	2,988,815	76			Vargas	Duensing	League	
21	---Sea.	4- 5	L	59-95	5	-30.5	36,263	3,025,078	77			Jimenez	Slowey	League	
22	---Sea.	3- 2	W	60-95	5	-29.5	37,466	3,062,544	78			Nathan	Delabar		
23	---Cle.	5- 6	L	60-96	5	-30.5						C. Perez	Capps		
#24	---Cle.	2- 8	L	60-97	5	-31.0						Putnam	Liriano		
---	Cle.	6- 7	L	60-98	5	-31.0						Hagadone	Mijares	C. Perez	
25	---Cle.	*6- 4	W	61-98	5	-31.0						Waldrop	Sipp	Nathan	
26	---K.C.	3- 7	L	61-99	5	-32.0	34,847	3,097,391	79			Paulino	Slowey		
27	---K.C.	7- 4	W	62-99	5	-32.0	34,228	3,131,619	80			Swarzak	O'Sullivan		
28	---K.C.	1- 0	W	63-99	5	-32.0	36,488	3,168,107	81			Pavano	Wood		

* - Extra inning games (6-4)
 + - Denotes Sellout
 ^ - Makeup of rainout on 4/26
 < - Makeup of rainout on 6/14
 @ - Makeup of rainout on 4/6
 # - Makeup of rainout on 8/14

TWINS' 2011 HOME RUNS

HOME RUNS BY POSITION

C	1B	2B	3B	SS	LF	CF	RF	DH	PH	TOTAL
4	18	9	14	4	5	3	20	26	0	103

DREW BUTERA

No.	Date	Opp.	Runs	Pitcher
1	6/1	@Det.	2	Porcello
2	7/16	K.C.	1	Francis

ALEXI CASILLA

No.	Date	Opp.	Runs	Pitcher
1	6/19	S.D.	1	Moseley
2	6/21	@S.F.	1	Romo

MICHAEL CUDDYER

No.	Date	Opp.	Runs	Pitcher
1	4/20	@Bal.	1	Britton
2	4/21	@Bal.	1	Gonzalez
3	4/28	T.B.	1	Hellickson
4	5/14	Tor.	1	Reyes
5	5/20	@Ari.	1	Kennedy
6	6/3	@K.C.	1	Duffy
7	6/4	@K.C.	1	Crow
8	6/9	Tex.	3	Holland
9	6/12	Tex.	3	Lowe
10	6/16	CWS.	1	Buehrle
11	7/2	Mil.	1	Narveson
12	7/4	T.B.	1	Price
13	7/6	T.B.	1	Cruz
14	7/18	Cle.	2	Durbin
15	7/27	@Tex.	1	Lewis
16	7/29	@Oak.	3	Wuertz
17	8/3	@LAA.	4	Takahashi
18	8/3	@LAA.	1	Ramirez
19	9/19	@NYY.	2	Burnett
20	9/26	K.C.	2	Paulino

LUKE HUGHES

No.	Date	Opp.	Runs	Pitcher
1	4/29	@K.C.	1	Chen
2	6/28	LAD.	2	Lilly
3	7/8	@CWS.	3	Ohman
4	8/27	Det.	1	Verlander
5	8/28	Det.	1	Penny
6	8/28	Det.	2	Pauley
7	8/31	@CWS.	2	Peavy

JASON KUBEL

No.	Date	Opp.	Runs	Pitcher
1	4/16	@T.B.	1	Niemann
2	4/17	@T.B.	1	Hellickson
3	5/3	@CWS.	1	Jackson
4	5/11	Det.	3	Schlereth
5	5/21	@Ari.	1	Owings
6	7/25	@Tex.	2	Rhodes
7	8/3	@LAA.	1	Takahashi
8	8/5	CWS.	2	Buehrle
9	8/8	Bos.	1	Wakefield
10	8/28	Det.	2	Penny
11	8/30	CWS.	3	Stewart
12	8/31	CWS.	2	Peavy

JOE MAUER

No.	Date	Opp.	Runs	Pitcher
1	7/27	@Tex.	1	Lewis
2	9/4	@LAA.	1	Pineiro
3	9/10	@Det.	0	Scherzer

JUSTIN MORNEAU

No.	Date	Opp.	Runs	Pitcher
1	5/1	@K.C.	1	Hochevar
2	5/19	@Oak.	2	Breslow
3	5/31	@Det.	0	Scherzer
4	5/31	@Det.	1	Scherzer

CHRIS PARMELEE

No.	Date	Opp.	Runs	Pitcher
1	9/17	Cle.	2	Judy
2	9/19	@NYY.	1	Burnett
3	9/23	@Cle.	1	Masterson
4	9/27	K.C.	1	O'Sullivan

TREVOR PLOUFFE

No.	Date	Opp.	Runs	Pitcher
1	5/6	@Cle.	1	Wakefield
2	5/19	@Oak.	3	Magnuson
3	5/20	@Ari.	1	Kennedy
4	7/14	K.C.	2	Chen
5	7/18	Cle.	1	Perez
6	8/19	NYY.	1	Hughes
7	9/2	@LAA.	1	Chatwood
8	9/25	@Cle.	1	Carmona

JASON REPKO

No.	Date	Opp.	Runs	Pitcher
1	8/27	Det.	1	Verlander
2	8/31	@CWS.	1	Frasor

RENE RIVERA

No.	Date	Opp.	Runs	Pitcher
1	5/19	@Oak.	1	Purcey

DENARD SPAN

No.	Date	Opp.	Runs	Pitcher
1	4/3	@Tor.	1	Rauch
2	5/23	Sea.	1	Vargas

JIM THOME

No.	Date	Opp.	Runs	Pitcher
1	4/10	Oak.	2	Blevins
2	4/21	@Bal.	1	Guthrie
3	5/23	Sea.	2	Vargas
4	5/23	Sea.	2	Laffey
5	7/1	Mil.	3	Gallardo
6	7/3	Mil.	1	Greinke
7	7/17	K.C.	3	Paulino
8	7/31	@Oak.	1	McCarthy
9	8/4	@LAA.	1	Haren
10	8/15	@Det.	2	Porcello
11	8/15	@Det.	3	Schlereth
12	8/17	@ Det.	1	Penny

RENE TOSONI

No.	Date	Opp.	Runs	Pitcher
1	5/10	Det.	1	Porcello
2	7/3	Mil.	3	Greinke
3	8/17	@Det.	2	Penny
4	9/25	@Cle.	1	Sipp
5	9/28	K.C.	4	Mazzaro

DANNY VALENCIA

No.	Date	Opp.	Runs	Pitcher
1	4/3	@Tor.	1	Cecil
2	4/23	Cle.	2	Durbin
3	5/8	@Bos.	1	Matsuzaka
4	5/20	@Ari.	1	Gutierrez
5	5/21	@Ari.	1	Owings
6	6/17	S.D.	3	Richard
7	6/18	S.D.	1	Stauffer
8	6/24	@Mil.	3	Wolf
9	7/2	Mil.	1	Narveson
10	7/4	T.B.	3	Russell
11	7/18	Cle.	1	Carmona
12	7/23	Det.	1	Penny
13	8/20	NYY.	1	Burnett
14	8/23	Bal.	1	Simon
15	9/3	@LAA.	1	Weaver

DELMON YOUNG

No.	Date	Opp.	Runs	Pitcher
1	5/22	@Ari.	1	Hudson
2	6/9	Tex.	1	Holland
3	8/3	@LAA.	2	Pineiro
4	8/3	@LAA.	1	Pineiro

TWINS' 2011 PERFORMANCE CHART

DAY GAMES

Won 24 — Lost 36

	Home		Road	
	W	L	W	L
Baltimore.....	0	1	0	0
Boston.....	0	0	0	2
Chicago (AL).....	1	2	3	1
Cleveland.....	3	3	2	1
Detroit.....	2	3	0	3
Kansas City.....	1	1	1	2
Los Angeles (AL).....	0	1	0	1
New York (AL).....	0	1	0	1
Oakland.....	1	1	1	1
Seattle.....	1	1	0	1
Tampa Bay.....	1	2	1	1
Texas.....	2	0	0	0
Toronto.....	0	2	1	1
Arizona.....	0	0	0	1
Los Angeles (NL).....	1	0	0	0
Milwaukee.....	1	0	0	1
San Diego.....	1	0	0	0
San Francisco.....	0	0	0	1
Totals	15	18	9	18

NIGHT GAMES

Won 39 — Lost 63

	Home		Road	
	W	L	W	L
Baltimore.....	0	3	2	2
Boston.....	1	2	1	1
Chicago (AL).....	2	4	3	2
Cleveland.....	1	2	1	5
Detroit.....	0	4	2	4
Kansas City.....	5	2	3	3
Los Angeles (AL).....	1	1	2	3
New York (AL).....	1	2	1	2
Oakland.....	0	1	2	1
Seattle.....	1	3	1	0
Tampa Bay.....	1	2	0	2
Texas.....	1	1	2	2
Toronto.....	0	1	0	1
Arizona.....	0	0	0	2
Los Angeles (NL).....	1	1	0	0
Milwaukee.....	1	1	0	2
San Diego.....	2	0	0	0
San Francisco.....	0	0	1	1
Totals	18	30	21	33

ONE-RUN GAMES

Won 27 — Lost 32

	Home		Road	
	W	L	W	L
Baltimore.....	0	0	0	1
Boston.....	0	1	0	1
Chicago (AL).....	2	1	3	1
Cleveland.....	2	2	1	4
Detroit.....	0	0	1	4
Kansas City.....	4	1	0	1
Los Angeles (AL).....	1	2	0	0
New York (AL).....	0	0	1	2
Oakland.....	1	1	1	0
Seattle.....	1	3	1	0
Tampa Bay.....	1	0	0	2
Texas.....	1	0	1	0
Toronto.....	0	0	1	0
Arizona.....	0	0	0	2
Los Angeles (NL).....	1	0	0	0
Milwaukee.....	0	1	0	1
San Diego.....	3	0	0	0
San Francisco.....	0	0	0	1
Totals	17	12	10	20

SHUTOUTS

Won 8 — Lost 13

	Home		Road	
	W	L	W	L
Baltimore.....	0	0	0	1
Boston.....	0	0	0	1
Chicago (AL).....	1	3	1	1
Cleveland.....	0	0	0	1
Detroit.....	0	0	0	0
Kansas City.....	1	0	1	1
Los Angeles (AL).....	1	0	0	0
New York (AL).....	0	1	0	0
Oakland.....	0	1	0	0
Seattle.....	0	1	0	0
Tampa Bay.....	1	0	0	0
Texas.....	0	0	0	0
Toronto.....	0	1	0	0
Arizona.....	0	0	0	0
Los Angeles (NL).....	1	1	0	0
Milwaukee.....	0	0	0	0
San Diego.....	1	0	0	0
San Francisco.....	0	0	0	0
Totals	6	8	2	5

EXTRA-INNING GAMES

Won 6 — Lost 4

	Home		Road	
	W	L	W	L
Baltimore.....	0	0	0	0
Boston.....	0	0	0	1
Chicago (AL).....	0	0	0	0
Cleveland.....	0	0	2	0
Detroit.....	0	0	0	0
Kansas City.....	1	0	0	0
Los Angeles (AL).....	1	0	0	0
New York (AL).....	0	0	1	0
Oakland.....	0	0	1	0
Seattle.....	0	1	0	0
Tampa Bay.....	0	0	0	1
Texas.....	0	0	0	0
Toronto.....	0	1	0	0
Arizona.....	0	0	0	0
Los Angeles (NL).....	0	0	0	0
Milwaukee.....	0	0	0	0
San Diego.....	0	0	0	0
San Francisco.....	0	0	0	0
Totals	2	2	4	2

TWO GAMES - ONE DAY

Won 0 — Split 0 — Lost 4

	Home		Road	
	W	L	W	L
Baltimore.....	0	0	0	0
Boston.....	0	0	0	0
Chicago (AL).....	0	2	0	0
Cleveland.....	0	2	0	2
Detroit.....	0	0	0	0
Kansas City.....	0	0	0	0
Los Angeles (AL).....	0	0	0	0
New York (AL).....	0	0	0	0
Oakland.....	0	0	0	0
Seattle.....	0	0	0	0
Tampa Bay.....	0	2	0	0
Texas.....	0	0	0	0
Toronto.....	0	0	0	0
Arizona.....	0	0	0	0
Los Angeles (NL).....	0	0	0	0
Milwaukee.....	0	0	0	0
San Diego.....	0	0	0	0
San Francisco.....	0	0	0	0
Totals	0	6	0	2

TWINS' 2011 HIGHS AND LOWS

TEAM BATTING:

Most At-Bats, Game	45, 5/14 vs. Tor.
Most Runs, Game	13, 9/2 at LAA.
Most Runs, Inning	8, 1st inning, 6/21 at S.F.
Most Hits, Game	16, 5/19 at Oak.
Most Hits, Inning	9, 1st inning, 6/21 at S.F.
Consecutive Hits	8, 1st inning, 6/21 at S.F.
Consecutive Batters Reached Base	8, 6/21 at S.F.
Fewest Hits, Game	1, 2x, last 9/5 vs. CWS. (Game 2)
Most Doubles, Game	6, 6/21 at S.F.
Most Triples, Game	2, 2x, last 9/27 vs. K.C.
Most Home Runs, Game	5, 8/3 at LAA.
Grand Slams	1, 2x, last 9/27 vs. K.C.
Most Total Bases, Game	31, 8/3 at LAA.
Most Extra Base Hits, Game	7, 8/3 at LAA.
Most RBI, Game	11, 2x, last 8/4 at LAA.
Most Walks	9, 9/2 at LAA.
Most Strikeouts	14, 4x, last 9/6 vs. CWS.
Most Stolen Bases, Game, Twins	5, 6/15 vs. CWS.
Most Stolen Bases, Game, Opponent	4, 3x, last 9/26 vs. K.C.
Most Caught Stealing, Game	3, 7/2 vs. Mil.
Most Ground Into Doubleplay, Game	3, 7/23 vs. Det.
Left On Base, Twins	12, 5x, last 9/14 at K.C.
Left On Base, Twins in Extra Innings	12, 5/14 vs. Tor.
Consecutive Scoreless Innings	20, 9/5-7

INDIVIDUAL BATTING:

Most At-Bats, Game	6, many
Most Runs, Game	3, many
Most Runs, Inning	1, many
Most Hits, Game	4, 6x, last Revere, 9/20 vs. Sea.
Most Hits, Inning	2, Revere (1st inning), 6/21 at S.F.
Most Doubles, Game	2, many
Most Triples, Game	2, Casilla, 5/1 at K.C.
Most Home Runs, Game	2, 6x, last Hughes, 8/28 vs. Det.
Grand Slams	1, 2x, last Tosoni, 9/27 vs. K.C.
Most Total Bases, Game	9, Thome, 8/15 at Det.
Most Extra Base Hits, Game	3, 3x, last Benson, 9/16 vs. Cle.
Most RBI, Game	5, 3x, last Hughes, 8/28 vs. Det.
Most Walks, Game	3, 3x, last Mauer, 9/14 at K.C.
Most Strikeouts, Game	4, 4x, last Tosoni, 8/18 vs. NYY.
Longest Hitting-Strikeout	13, Revere, 9/13-25
Consecutive Hits	5, Nishioka, 7/6-7
Consecutive Hitless At-Bats	27, Span, 6/6-8/13
Most Stolen Bases, Game	3, 2x, last Revere, 9/14 at K.C.
Most Caught Stealing, Game	1, many
Most Ground Into Doubleplay, Game	2, 2x, last Revere, 7/23 vs. Det.

TEAM PITCHING:

Most Runs Allowed	20, 7/25 at Tex.
Most Runs, Inning	8, 8th inning, 4/30 at K.C.
Most Hits Allowed	27, 7/25 at Tex.
Most Hits Allowed, Inning	8, 4th inning, 4/13 vs. K.C.
Consecutive Hits Allowed	7, 3rd inning, 7/31 at Oak.
Most Home Runs Allowed, Game	4, 3x, last 8/7 vs. CWS.
Most Strikeouts	11, 5/11 vs. Det.
Most Walks	9, 3x, last 8/9 vs. Bos.
Fewest Hits Allowed	0, 5/3 at CWS.
Pitchers Used	8, 9/17 vs. Cle.

TEAM PITCHING (cont.):

Consecutive Batters Retired	24, 6/11-12
Scoreless Innings Streak	15, 7/3-4
Wild Pitches	2, 2x, last 7/24 vs. Det.
Most Innings, Game, Relievers	7.1, 9/17 vs. Cle.
Most Hits, Game, Relievers	16, 7/25 at Tex.
Most Runs, Game, Relievers	11, 7/25 at Tex.
Most Home Runs, Game, Relievers	3, 6/25 at Mil.
Most Walks, Game, Relievers	6, 5/10 vs. Det.
Most Strikeouts, Game, Relievers	7, 9/16 vs. Cle.

INDIVIDUAL PITCHING:

Most Inn., Game, Starter	9.0, 7x, last Pavano, 9/27 vs. K.C.
Most Innings, Game, Reliever	6.0, 2x, last Swarzak, 6/10 vs. Tex.
Most Hits, Starter	13, Blackburn, 6/27 vs. LAD.
Most Hits, Reliever	8, Swarzak, 8/25 vs. Bal.
Most Runs, Starter	9, Blackburn, 7/25 at Tex.
Most Runs, Reliever	5, 3x, last Liriano, 9/24 vs. Cle. (Game 1)
Most Home Runs, Starter	3, 2x, last Duensing, 8/18 vs. NYY.
Most Home Runs, Reliever	2, 3x, last Mijares, 8/21 vs. NYY.
Most Walks, Starter	7, Liriano, 8/9 vs. Bos.
Most Walks, Reliever	4, 2x, last Duensing, 5/10 vs. Det.
Most Strikeouts, Starter	10, Baker, 6/18 vs. S.D.
Most Strikeouts, Reliever	4, Swarzak, 7/30 at Oak.
Win-Strikeout	5, Blackburn, 5/4-6/16
Losing-Strikeout	8, Slowey, 8/19-9/26
Low-Hit Complete Game	0, Liriano, 5/3 at CWS.
Most Consecutive Scoreless Innings	15.0, Pavano, 4/8-14
Most Consecutive Batters Retired	21, Capps, 4/2-14
Wild Pitches	2, Liriano, 7/24 vs. Det.

TEAM & INDIVIDUAL FIELDING:

Errors, Game, Team	3, 7x, last 9/27 vs. K.C.
Errors, Game, Individual	2, Plouffe, 9/14 at K.C.
Errors, Consecutive Games, Team	5, 2x, last 9/17-21
Errors, Consecutive Games Without, Team	6, 9/22-27
Doubleplays, Game, Team	5, 9/11 at Det.
Opponents Doubleplays, Game, Team	3, 2x, last 8/26 vs. Det.

TEAM MISCELLANEOUS:

Longest Winning Streak	8, 6/11-21
Longest Losing Streak	11, 9/9-21
Longest Game, Innings	11.0, 5/14 vs. Tor.
Longest Game, Time (9 Innings)	3:52, 5/11 vs. Det.
Longest Game, Time (Extra Innings)	3:55, 5/9 at Bos.
Fastest Game, Time	2:06, 5/16 vs. CWS.
Largest Margin, Victory	10, 5/19 at Oak.
Largest Margin, Loss	15, 6/27 vs. LAD.
Largest Home Attendance	41,378, 7/2 vs. Mil.
Home Sellouts	59, last 9/5 vs. CWS. (Game 2)
Times Shut Out	13, last 9/13 at K.C.

TWINS' ALL-TIME PINCH-HIT LEADERS

Player	Pinch-Hits	Years	Player	Pinch-Hits	Years
Randy Bush	74	1982-93	Denny Hocking	25	1993-2003
Chip Hale	51	1989-96	Glenn Adams	24	1977-81
Rich Reese	42	1964-73	Bob Allison	24	1961-70
Jose M. Morales	36	1978-80	Steve Braun	24	1971-76
Tony Oliva	32	1962-76	Craig Kusick	24	1973-79
Frank Kostro	26	1964-65; 67-69	Rich Rollins	24	1961-68
Don Mincher	25	1961-66	Gene Larkin	23	1987-93

TWINS' 2011 TRANSACTIONS

DATE	NO	PLAYER	POS	TRANSACTION
01-14-11	25	Thome, Jim	if	Signed to one-year contract.
01-19-11	48	Pavano, Carl	rhp	Signed to two-year contract.
01-26-11	56	Delaney, Rob	rhp	Designated for assignment.
	23	Hughes, Dusty	lhp	Claimed off waivers from Kansas City.
02-05-11	47	Liriano, Francisco	lhp	Signed to one-year contract.
02-16-11	21	Young, Delmon	of	Signed to one-year contract.
03-14-11	74	Bromberg, David	rhp	Optioned to Triple-A Rochester.
	88	Hacker, Eric	rhp	Optioned to Triple-A Rochester.
	51	Swarzak, Anthony	rhp	Optioned to Triple-A Rochester.
	61	Tosoni, Rene	of	Optioned to Triple-A Rochester.
	87	Benson, Joe	of	Optioned to Double-A New Britain.
	76	Guerra, Deolis	rhp	Optioned to Double-A New Britain.
	83	Parmelee, Chris	if	Optioned to Double-A New Britain.
	77	Bazardo, Yorman	rhp	Reassigned to Minor League camp.
	60	Gibson, Kyle	rhp	Reassigned to Minor League camp.
	80	Fernandez, Jair	c	Reassigned to Minor League camp.
	82	Herrmann, Chris	c	Reassigned to Minor League camp.
	86	Chang, Ray	if	Reassigned to Minor League camp.
	89	Dozier, Brian	if	Reassigned to Minor League camp.
	26	Huber, Justin	if	Reassigned to Minor League camp.
03-19-11	31	Burnett, Alex	rhp	Optioned to Triple-A Rochester.
	24	Plouffe, Trevor	if	Optioned to Triple-A Rochester.
	11	Revere, Ben	of	Optioned to Triple-A Rochester.
	78	Brown, Matt	if	Reassigned to Minor League camp.
	79	Rams, Danny	c	Reassigned to Minor League camp.
03-20-11	17	Neshek, Pat	rhp	Claimed off waivers by San Diego.
03-23-11	84	Bailey, Jeff	of	Reassigned to Minor League camp.
	27	Holm, Steve	c	Reassigned to Minor League camp.
03-27-11	37	Hoey, Jim	rhp	Optioned to Triple-A Rochester.
	39	Slama, Anthony	rhp	Optioned to Triple-A Rochester.
	38	Hughes, Luke	if	Optioned to Triple-A Rochester.
03-28-11	58	Diamond, Scott	lhp	Retained as Rule 5 draft from Atlanta in exchange for rhp Billy Bullock and optioned to Rochester.
	54	Dumatrait, Phil	lhp	Reassigned to Minor League camp.
	81	Lehmann, Danny	c	Reassigned to Minor League camp.
03-30-11	72	Gutierrez, Carlos	rhp	Reassigned to Minor League camp.
	44	James, Chuck	lhp	Reassigned to Minor League camp.
	57	Waldrop, Kyle	rhp	Reassigned to Minor League camp.
	32	Rivera, Rene	c	Reassigned to Minor League camp.
	73	Lambin, Chase	if	Reassigned to Minor League camp.
	85	Dinkelmann, Brian	of	Reassigned to Minor League camp.
04-08-11	1	Nishioka, Tsuyoshi	if	Placed on 15-day disabled list.
	38	Hughes, Luke	if	Recalled from Triple-A Rochester.
04-09-11	59	Stowey, Kevin	rhp	Placed on 15-day disabled list.
	31	Burnett, Alex	rhp	Recalled from Triple-A Rochester.
04-14-11	7	Mauer, Joe	c	Placed on 15-day disabled list.
04-15-11	27	Holm, Steve	c	Contract selected from Triple-A Rochester.
04-17-11	49	ManSHIP, Jeff	rhp	Optioned to Triple-A Rochester.
04-18-11	37	Hoey, Jim	rhp	Recalled from Triple-A Rochester.
	31	Burnett, Alex	rhp	Optioned to Triple-A Rochester.
04-19-11	61	Hacker, Eric	rhp	Recalled from Triple-A Rochester.
04-27-11	21	Young, Delmon	of	Placed on 15-day disabled list (retro to 4/19).
	61	Hacker, Eric	rhp	Optioned to Triple-A Rochester.
04-28-11	51	Swarzak, Anthony	rhp	Recalled from Triple-A Rochester.
	23	Tosoni, Rene	of	Recalled from Triple-A Rochester.
04-28-11	51	Swarzak, Anthony	rhp	Optioned to Triple-A Rochester.
04-29-11	31	Burnett, Alex	rhp	Recalled from Triple-A Rochester.
05-03-11	25	Thome, Jim	dh	Placed on 15-day disabled list (retro to 5/1).
05-04-11	24	Plouffe, Trevor	if	Recalled from Triple-A Rochester.
	18	Repko, Jason	of	Placed on 15-day disabled list (retro to 5/2).
	11	Revere, Ben	of	Recalled from Triple-A Rochester.
	27	Holm, Steve	c	Optioned to Triple-A Rochester.
05-06-11	32	Rivera, Rene	c	Contract selected from Triple-A Rochester.
	56	Hughes, Dusty	lhp	Optioned to Triple-A Rochester.
05-07-11	59	Kevin Stowey	rhp	Returned from rehab assignment and reinstated from 15-day disabled list.
05-12-11	23	Tosoni, Rene	of	Optioned to Triple-A Rochester.
05-13-11	21	Young, Delmon	of	Reinstated from 15-day disabled list.
05-15-11	37	Hoey, Jim	rhp	Optioned to Triple-A Rochester.
	50	Mijares, Jose	lhp	Placed on 15-day disabled list.
05-16-11	27	Holm, Steve	c	Designated for assignment.
	54	Dumatrait, Phil	lhp	Contract selected from Triple-A Rochester.
	51	Swarzak, Anthony	rhp	Recalled from Triple-A Rochester.

TWINS' 2011 TRANSACTIONS

DATE	NO	PLAYER	POS	TRANSACTION
05-22-11	15	Perkins, Glen	lhp	Placed on 15-day disabled list.
	56	Hughes, Dusty	lhp	Recalled from Triple-A Rochester.
05-22-11	11	Revere, Ben	of	Optioned to Triple-A Rochester.
	38	Hughes, Luke	inf	Optioned to Triple-A Rochester.
05-23-11	25	Thome, Jim	dh	Reinstated from 15-day disabled list.
	18	Repko, Jason	of	Returned from rehab assignment and reinstated from 15-day disabled list.
05-25-11	59	Slowey, Kevin	rhp	Placed on 15-day disabled list.
05-27-11	37	Hoey, Jim	rhp	Recalled from Triple-A Rochester.
05-28-11	36	Nathan, Joe	rhp	Placed on 15-day disabled list.
05-28-11	1	Nishioka, Tsuyoshi	if	Transferred to 60-day disabled list.
	44	James, Chuck	lhp	Contract selected from Triple-A Rochester.
05-29-11	56	Hughes, Dusty	lhp	Optioned to Triple-A Rochester
05-30-11	50	Mijares, Jose	lhp	Returned from rehab assignment and reinstated from 15-day disabled list.
	47	Liriano, Francisco	lhp	Placed on 15-day disabled list.
05-31-11	39	Slama, Anthony	rhp	Recalled from Triple-A Rochester.
06-02-11	16	Kubel, Jason	of	Placed on the 15-day disabled list (retro 5/31).
	25	Thome, Jim	dh	Placed on the 15-day disabled list.
06-02-11	11	Revere, Ben	of	Recalled from Triple-A Rochester.
	38	Hughes, Luke	inf	Recalled from Triple-A Rochester.
06-03-11	24	Plouffe, Trevor	inf	Optioned to Triple-A Rochester.
	7	Mauer, Joe	c	Transferred to the 60-day disabled list.
	26	Dinkelman, Brian	of	Contract Selected from Triple-A Rochester.
06-06-11	39	Slama, Anthony	rhp	Optioned to Triple-A Rochester.
06-07-11	47	Liriano, Francisco	lhp	Reinstated from 15-day disabled list.
06-09-11	2	Span, Denard	of	Placed on 7-day disabled list.
	23	Tosoni, Rene	of	Recalled from Triple-A Rochester.
06-14-11	33	Morneau, Justin	if	Placed on 15-day disabled list.
06-15-11	1	Nishioka, Tsuyoshi	if	Returned from rehab assignment and reinstated from 60-day disabled list.
	56	Hughes, Dusty	lhp	Outrighted to Triple-A Rochester.
06-16-11	44	James, Chuck	lhp	Optioned to Triple-A Rochester.
	26	Dinkelman, Brian	of	Outrighted to Triple-A Rochester.
06-17-11	7	Mauer, Joe	c	Returned from rehab assignment and reinstated from 60-day disabled list.
	15	Perkins, Glen	lhp	Returned from rehab assignment and reinstated from 15-day disabled list.
06-18-11	60	Hacker, Eric	rhp	Outrighted to Triple-A Rochester.
06-23-11	37	Hoey, Jim	rhp	Optioned to Triple-A Rochester.
06-24-11	36	Nathan, Joe	rhp	Returned from rehab assignment and reinstated from 15-day disabled list.
	23	Tosoni, Rene	of	Optioned to Triple-A Rochester.
06-25-11	25	Thome, Jim	if	Reinstated from 15-day disabled list.
06-26-11	21	Young, Delmon	of	Placed on 15-day disabled list.
	23	Tosoni, Rene	of	Recalled from Triple-A Rochester.
07-10-11	32	Rivera, Rene	c	Optioned to Triple-A Rochester.
	23	Tosoni, Rene	of	Optioned to Triple-A Rochester.
07-11-11	21	Young, Delmon	of	Returned from rehab assignment and reinstated from 15-day disabled list.
07-14-11	24	Plouffe, Trevor	if	Recalled from Triple-A Rochester.
07-17-11	30	Scott Baker	rhp	Placed on 15-day disabled list.
	20	Matt Tolbert	if	Optioned to Triple-A Rochester.
07-18-11	58	Diamond, Scott	lhp	Contract selected from Triple-A Rochester.
	44	James, Chuck	lhp	Recalled from Triple-A Rochester.
07-21-11	58	Diamond, Scott	lhp	Optioned to Triple-A Rochester.
07-22-11	59	Slowey, Kevin	rhp	Returned from rehab assignment, reinstated from 15-day disabled list and optioned to Triple-A Rochester.
	16	Kubel, Jason	of	Returned from rehab assignment and reinstated from 15-day disabled list.
	38	Hughes, Luke	inf	Optioned to Triple-A Rochester.
07-23-11	30	Baker, Scott	rhp	Reinstated from 15-day disabled list.
07-28-11	44	James, Chuck	lhp	Optioned to Triple-A Rochester.
	20	Tolbert, Matt	if	Recalled from Triple-A Rochester.
07-29-11	12	Casilla, Alexi	if	Placed in 15-day disabled list.
	38	Hughes, Luke	inf	Recalled from Triple-A Rochester.
07-31-11	38	Hughes, Luke	inf	Optioned to Triple-A Rochester.
08-02-11	2	Span, Denard	of	Returned from rehab assignment and reinstated from 15-day disabled list.
08-09-11	30	Baker, Scott	rhp	Placed on 15-day disabled list.
08-11-11	24	Plouffe, Trevor	if	Optioned to Triple-A Rochester.
	59	Slowey, Kevin	rhp	Recalled from Triple-A Rochester.
08-12-11	12	Casilla, Alexi	if	Reinstated from 15-day disabled list.
	18	Repko, Jason	of	Placed on the 15-day disabled list (retro to 8/11)
	33	Morneau, Justin	1b	Returned from rehab assignment and reinstated from 15-day disabled list.
08-13-11	12	Casilla, Alexi	if	Placed on the 15-day disabled list.
08-14-11	24	Plouffe, Trevor	if	Recalled from Triple-A Rochester.
08-15-11	21	Young, Delmon	of	Traded to Detroit in exchange for LHP Cole Nelson and player to be named later.
	23	Tosoni, Rene	of	Recalled from Triple-A Rochester.
08-16-11	17	Oliveros, Lester	rhp	Acquired from Detroit as PTBNL.
08-18-11	38	Hughes, Luke	inf	Recalled from Triple-A Rochester.
	2	Span, Denard	of	Placed on 15-day disabled list (retro to 8/14).

TWINS' 2011 TRANSACTIONS

DATE	NO	PLAYER	POS	TRANSACTION
08-22-11	53	Blackburn, Nick	rhp	Placed on 15-day disabled list.
	17	Oliveros, Lester	rhp	Recalled from Triple-A Rochester.
08-25-11	25	Thome, Jim	if	Traded to Cleveland for player to be named later.
08-26-11	18	Repko, Jason	of	Returned from rehab assignment and reinstated from 15-day disabled list.
	47	Liriano, Francisco	lhp	Placed on 15-day disabled list.
	58	Diamond, Scott	lhp	Recalled from Triple-A Rochester.
08-28-11	20	Tolbert, Matt	if	Optioned to Triple-A Rochester.
	32	Rivera, Rene	c	Recalled from Triple-A Rochester.
09-02-11	37	Hoey, Jim	rhp	Recalled from Triple-A Rochester.
09-05-11	53	Blackburn, Nick	rhp	Transferred to 60-day disabled list.
	26	Dinkelman, Brian	of	Contract selected from Triple-A Rochester.
	57	Waldrop, Kyle	rhp	Contract selected from Triple-A Rochester.
09-06-11	63	Benson, Joe	of	Recalled from Double-A New Britain.
	62	Hendriks, Liam	rhp	Contract selected from Triple-A Rochester.
	64	Parmelee, Chris	if	Recalled from Double-A New Britain.
	20	Tolbert, Matt	if	Recalled from Triple-A Rochester.
	65	Prada, Nelson	ch	Added as Major League coach.
	44	James, Chuck	lhp	Designated for assignment.
09-08-11	44	James, Chuck	lhp	Outrighted to Triple-A Rochester.
09-16-11	47	Liriano, Francisco	lhp	Reinstated from 15-day disabled list.
09-20-11	30	Baker, Scott	rhp	Reinstated from 15-day disabled list.
09-21-11	2	Span, Denard	of	Reinstated from 15-day disabled list.
09-22-11	7	Mauer, Joe	c	Placed on 15-day disabled list.
	33	Morneau, Justin	1b	Placed on 15-day disabled list.
	1	Nishioka, Tsuyoshi	if	Placed on 15-day disabled list.
09-27-11	12	Casilla, Alexi	if	Transferred to 60-day disabled list.
	59	Vasquez, Esmerling	rhp	Claimed off waivers from Arizona.
10-14-11	18	Repko, Jason	of	Outrighted to Triple-A Rochester.
	32	Rivera, Rene	c	Outrighted to Triple-A Rochester.
	39	Slama, Anthony	rhp	Outrighted to Triple-A Rochester.
	20	Tolbert, Matt	if	Outrighted to Triple-A Rochester.
	53	Blackburn, Nick	rhp	Reinstated from 60-day disabled list.
	12	Casilla, Alexi	if	Reinstated from 60-day disabled list.
10-20-11	26	Dinkelman, Brian	of	Outrighted to Triple-A Rochester.
	54	Dumatrait, Phil	lhp	Outrighted to Triple-A Rochester.
10-31-11	44	Maloney, Matt	lhp	Claimed off waivers from Cincinnati.
	60	Gray, Jeff	rhp	Claimed off waivers from Seattle.
11-07-11	8	Carroll, Jamey	if	Signed to two-year contract.
11-18-11	80	Arcia, Oswaldo	of	Added to 40-man roster.
	74	Bromberg, David	rhp	Outrighted to Triple-A Rochester.
	64	Robertson, Tyler	lhp	Added to 40-man roster.
11-23-11	18	Doumit, Ryan	c	Signed to one-year contract.
12-05-11	71	Florimon, Pedro	if	Claimed off waivers from Baltimore.
12-08-11	56	Doyle, Terry	rhp	Selected in Major League Rule 5 Draft.
12-09-11	55	Capps, Matt	rhp	Signed to one-year contract.
12-12-11	71	Florimon, Pedro	if	Outrighted to Triple-A Rochester.
12-15-11	16	Willingham, Josh	of	Signed to three-year contract.
12-22-11	21	Marquis, Jason	rhp	Signed to one-year contract.

2011 FINAL STANDINGS

AMERICAN LEAGUE

EAST DIVISION	WON	LOST	PCT.	GB	HOME	ROAD
NEW YORK	97	65	.599	-	52-29	45-36
TAMPA BAY	91	71	.562	6.0	47-34	44-37
BOSTON	90	72	.556	7.0	45-36	45-36
TORONTO	81	81	.500	16.0	42-39	39-42
BALTIMORE	69	93	.426	28.0	39-42	30-51

CENTRAL DIVISION	WON	LOST	PCT.	GB	HOME	ROAD
DETROIT	95	67	.586	-	50-31	45-36
CLEVELAND	80	82	.494	15.0	44-37	36-45
CHICAGO	79	83	.488	16.0	36-45	43-38
KANSAS CITY	71	91	.438	24.0	40-41	31-50
MINNESOTA	63	99	.389	32.0	33-48	30-51

WEST DIVISION	WON	LOST	PCT.	GB	HOME	ROAD
TEXAS	96	66	.593	-	52-29	44-37
LOS ANGELES	86	76	.531	10.0	45-36	41-40
OAKLAND	74	88	.457	22.0	43-38	31-50
SEATTLE	67	95	.414	29.0	39-45	28-50

NATIONAL LEAGUE

EAST DIVISION	WON	LOST	PCT.	GB	HOME	ROAD
PHILADELPHIA	102	60	.630	-	52-29	43-35
ATLANTA	89	73	.549	13.0	47-34	35-46
WASHINGTON	80	81	.497	21.5	44-36	39-42
NEW YORK	77	85	.475	25.0	34-47	32-49
FLORIDA	72	90	.444	30.0	32-49	28-53

CENTRAL DIVISION	WON	LOST	PCT.	GB	HOME	ROAD
MILWAUKEE	96	66	.593	-	57-24	39-42
ST. LOUIS	90	72	.556	6.0	45-36	45-36
CINCINNATI	79	83	.488	17.0	42-39	37-44
PITTSBURGH	72	90	.444	24.0	36-45	36-45
CHICAGO	71	91	.438	25.0	39-42	32-49
HOUSTON	56	106	.346	40.0	31-50	25-56

WEST DIVISION	WON	LOST	PCT.	GB	HOME	ROAD
ARIZONA	94	68	.580	-	51-30	43-38
SAN FRANCISCO	86	76	.531	8.0	46-35	40-41
LOS ANGELES	82	79	.509	11.5	42-39	40-40
COLORADO	73	89	.451	21.0	38-43	35-46
SAN DIEGO	71	91	.438	23.0	35-46	36-45

2011 INDIVIDUAL DESIGNATED HITTERS

PLAYER:	AVG	G	AB	R	H	2B	3B	HR	RBI	HB	BB	SO	SB	CS	OBP
Benson	.000	1	0	0	0	0	0	0	0	0	0	0	0	0	.000
Casilla	.000	3	1	0	0	0	0	0	0	0	0	0	1	0	.000
Cuddyer	.250	8	36	3	9	2	0	0	1	0	2	7	1	0	.289
Dinkelman	.143	2	7	1	1	0	0	0	0	0	0	0	1	0	.143
Hughes	.000	6	3	1	0	0	0	0	0	0	2	1	0	0	.400
Kubel	.264	37	144	16	38	6	0	6	27	0	16	32	0	0	.338
Mauer	.277	14	47	8	13	1	0	2	6	1	9	8	0	0	.404
Morneau	.173	13	52	4	9	2	0	1	3	2	0	9	0	0	.204
Nishioka	.000	1	0	0	0	0	0	0	0	0	0	0	0	0	.000
Plouffe	.429	4	7	2	3	0	0	1	2	0	1	2	0	0	.500
Repko	.000	6	1	2	0	0	0	0	0	0	0	1	1	0	.000
Revere	.000	1	0	0	0	0	0	0	0	0	0	0	0	0	.000
Span	.000	1	5	0	0	0	0	0	1	0	0	1	0	0	.000
Thome	.241	59	195	21	47	11	0	12	39	0	34	62	0	0	.352
Tolbert	.000	5	1	1	0	0	0	0	0	0	0	0	1	0	.000
Tosoni	.296	9	27	4	8	3	0	1	7	1	3	6	0	0	.387
Valencia	.357	4	14	3	5	1	0	1	4	0	2	4	0	0	.412
Young	.208	7	24	2	5	0	0	2	6	0	1	2	0	0	.240
TOTALS	.245		564	68	138	26	0	26	96	4	70	135	5	0	.331

2011 INDIVIDUAL PINCH-HITTERS

PLAYER:	AVG	TPA	AB	H	2B	3B	HR	RBI	SH	SF	HP	BB	SO	GDP	OBP
Benson	.000	1	1	0	0	0	0	0	0	0	0	0	1	0	.000
Butera	.000	1	1	0	0	0	0	0	0	0	0	0	1	0	.000
Casilla	.000	1	1	0	0	0	0	0	0	0	0	0	1	0	.000
Dinkelman	.000	2	2	0	0	0	0	0	0	0	0	0	2	0	.000
Hughes	.000	10	9	0	0	0	0	0	0	0	0	1	7	0	.100
Kubel	.200	5	5	1	0	0	0	1	0	0	0	0	1	0	.200
Mauer	.250	4	4	1	1	0	0	1	0	0	0	0	1	0	.250
Morneau	.000	1	1	0	0	0	0	0	0	0	0	0	0	0	.000
Nishioka	.000	1	1	0	0	0	0	0	0	0	0	0	1	0	.000
Parmelee	.000	1	1	0	0	0	0	0	0	0	0	0	1	0	.000
Plouffe	.000	6	6	0	0	0	0	0	0	0	0	0	3	0	.000
Repko	.143	7	7	1	0	0	0	0	0	0	0	0	3	0	.143
Revere	.300	11	10	3	0	0	0	0	0	0	0	1	1	0	.364
Rivera	.000	1	1	0	0	0	0	0	0	0	0	0	0	0	.000
Span	.500	2	2	1	1	0	0	0	0	0	0	0	0	0	.500
Thome	.273	12	11	3	1	0	0	1	0	0	0	1	7	0	.333
Tolbert	.143	11	7	1	1	0	0	0	0	0	0	4	1	0	.455
Tosoni	.222	10	9	2	1	0	0	1	0	0	0	0	2	0	.222
Valencia	.000	3	2	0	0	0	0	1	0	0	0	1	1	0	.333
Young	.500	2	2	1	0	0	0	0	0	0	0	0	0	0	.500
TOTALS	.169		83	14	5	0	0	5	0	0	0	8	34	0	.242

TWINS' 2011 ATTENDANCE

HOME					ROAD				
RANK	OPPONENT	OPEN	ATTENDANCE	AVG	RANK	OPPONENT	OPEN	ATTENDANCE	AVG
1	New York (AL)	4	164,950	41,238	1	San Francisco	3	126,325	42,108
2	Milwaukee	3	123,385	41,128	2	Milwaukee	3	125,423	41,808
3	Boston	3	120,545	40,182	3	New York (AL)	4	162,155	40,539
4	San Diego	3	120,085	40,028	4	Los Angeles (AL)	6	226,423	37,737
5	Detroit	9	358,507	39,834	5	Boston	4	149,834	37,459
6	Oakland	3	119,134	39,711	6	Toronto	3	110,683	36,894
7	Los Angeles (NL)	3	118,897	39,632	7	Detroit	9	300,380	33,376
8	Los Angeles (AL)	3	118,667	39,556	8	Texas	4	132,510	33,128
9	Toronto	3	118,044	39,348	9	Arizona	3	98,243	32,748
10	Chicago (AL)	9	354,087	39,343	10	Cleveland	9	224,899	24,989
11	Texas	4	157,369	39,342	11	Chicago (AL)	9	219,256	24,362
12	Cleveland	9	348,496	38,722	12	Kansas City	9	212,535	23,615
13	Baltimore	4	153,956	38,489	13	Oakland	5	105,388	21,078
14	Tampa Bay	6	229,367	38,228	14	Tampa Bay	4	64,238	16,060
15	Kansas City	9	338,845	37,649	15	Seattle	2	30,874	15,437
16	Seattle	6	223,773	37,296	16	Baltimore	4	55,777	13,944
TOTALS		81	3,168,107	39,112	TOTALS		81	2,344,923	28,950

HOW THEY'VE DRAWN IN MINNESOTA

RANK	CLUB	SEASONS	OPENINGS	ATTENDANCE	AVERAGE
1	Los Angeles (NL)	2	6	206,263	34,377
2	San Diego	2	6	198,705	33,118
3	Atlanta	3	9	268,961	29,885
4	Colorado	2	6	176,198	29,366
5	Arizona	2	6	172,967	28,828
6	Chicago (NL)	3	9	253,040	28,116
7	Washington	2	6	165,475	27,579
8	St. Louis	2	6	161,603	26,934
9	New York (AL)	50	288	7,282,817	25,288
10	Florida	1	3	70,668	23,556
11	Philadelphia	1	3	67,970	22,657
12	San Francisco	1	3	67,573	22,524
13	Toronto	35	170	3,719,598	21,880
14	Pittsburgh	4	12	260,218	21,685
15	Tampa Bay	14	58	1,250,301	21,557
16	Houston	3	9	192,035	21,337
17	Milwaukee	43	211	4,439,897	21,042
18	Chicago (AL)	51	383	7,832,194	20,450
19	Detroit	51	359	7,209,227	20,081
20	Cincinnati	3	9	176,211	19,579
21	Seattle	35	199	3,872,877	19,462
22	Boston	51	278	5,363,802	19,294
23	Baltimore	51	283	5,370,981	18,979
24	Cleveland	51	354	6,654,724	18,799
25	Kansas City	43	320	5,988,563	18,714
26	Oakland	51	317	5,793,343	18,276
27	Los Angeles (AL)	51	318	5,627,441	17,696
28	New York (NL)	1	3	50,394	16,798
29	Texas	51	326	4,920,323	15,093
TOTALS		51	3,967	78,562,006	19,804

TWINS' CONSECUTIVE HOME CROWD STREAKS

At Least:	Openings	Dates
10,000	817	September 21, 2001-present
20,000	169	September 18, 2009-present
30,000	107	September 18, 2009-present
40,000	22	July 3-August 31, 2010
50,000	4	July 8-22, 1988

TWINS AT A GLANCE IN 2011

Record: 63-99
Home Record: 33-48
Road Record: 30-51
Record in series: 15-33-5
April: 9-17, **May:** 8-19, **June:** 17-9,
July: 16-13, **Aug.:** 7-21, **Sept.:** 6-20
Vs. East: 10-29
Vs. Central: 30-42
Vs. West: 15-18
Vs. N.L.: 8-10
Mon: 4-16, **Tue:** 11-12, **Wed:** 13-11,
Thu: 8-10, **Fri:** 8-17, **Sat:** 8-19, **Sun:** 11-14
Decisions vs. RHP: 42-74
Decisions vs. LHP: 21-25
When Twins score first: 52-30
When Opp. scores first: 11-69
Come-from-behind wins: 23
When leading after 7/8 inn.: 50-12/51-6
When trailing after 7/8 inn.: 4-81/2-85
When tied after 7/8 inn.: 9-6/10-8
Extra-innings: 6-4



1-run games: 27-32
When Twins out-hit opp.: 47-16
When Opp. out-hit Twins: 12-73
When Twins/Opp. have = hits: 4-10
When Twins get Quality Start: 49-30
When Twins starter goes 6+ inn.: 53-50
Most games over .500: - -
Most games under .500: 38, 2x, last 9/26
Longest winning-streak: 11, 9/9-21
Longest losing-streak: 8, 6/11-21
When Twins score 4+: 49-28
When Twins score 3-: 14-71
Team-high hits: 16, 5/19 at Oak.
Team-high runs: 13, 9/2 at LAA.
Opp.-high hits: 27, 7/25 at Tex.
Opp.-high runs: 20, 7/25 at Tex.
When Twins get 10+ hits: 36-24
Walk-off W/L: 7-6
Shutouts W/L: 8-13
Complete games: 7, last, Pavano (9/28 vs. K.C.)
Target Field Sellouts: 59

TWINS' PACESETTERS OF 2011

BATTING

Average: Cuddyer.....	.284	RBI: Valencia.....	72	Walks: Cuddyer.....	48
Runs: Cuddyer.....	70	Total Bases: Cuddyer.....	243	Strikeouts: Valencia.....	102
Hits: Cuddyer.....	150	Slugging Pct.: Cuddyer.....	.459	Fewest SO: Revere (450 AB).....	41
Bunt Hits: Casilla.....	10	On-Base Pct.: Cuddyer.....	.346	GDP: Cuddyer.....	18
Singles: Revere.....	106	Games: Valencia.....	154	Fewest GDP: Revere (481 PA).....	7
Doubles: Cuddyer.....	29	At-Bats: Valencia.....	564	Sacrifice Bunts: Casilla.....	8
Triples: Revere/Span.....	5	Stolen Bases: Revere.....	34	Sacrifice Flies: Valencia.....	4
Home runs: Cuddyer.....	20	SB Pct.: Revere (34-43).....	79.1	Hit-by-Pitch: 3 tied.....	4

PITCHING

ERA: Pavano.....	4.30	Shutouts: 3 tied.....	1	Earned Runs: Pavano.....	106
Wins: 3 tied.....	9	Innings Pitched: Pavano.....	222.0	Walks: Liriano.....	75
Win Percentage: Baker.....	.571	Relief Appearances: Capps.....	69	Intentional Walks: 3 tied.....	5
Losses: Duensing.....	14	Games Finished: Capps.....	35	Strikeouts: Baker.....	123
Saves: Capps.....	15	Hits: Pavano.....	262	Hit Batsmen: Burnett/Pavano.....	8
Games: Capps.....	69	BA Against: Baker.....	.248	Wild Pitches: Liriano.....	9
Games Started: Pavano.....	323	Home Runs: Pavano.....	23	Balks: James/Pavano.....	2
Complete Games: Pavano.....	3	Runs: Pavano.....	123	Pickoffs: Blackburn/Liriano.....	3

DID YOU Know?

...that in 1964 outfielder **Tony Oliva** earned **American League Rookie of the Year** honors with a .323 batting average. At the time, it was the highest league-leading average by a rookie in A.L. history. Since then, just three players have posted higher averages for an American League rookie, Ichiro Suzuki (.350) in 2001, Fred Lynn (.331) in 1975 and Kevin Seitzer (.323) in 1987.



**BIG LEAGUE
TASTE.
ZERO CALORIES.**



ZERO CALORIES. MAXIMUM PEPSI® TASTE.

**OFFICIAL SOFT DRINK OF THE
MINNESOTA TWINS**

THE OPPONENTS





MAJOR LEAGUE BASEBALL

245 Park Avenue
New York, NY 10167
(212) 931-7800
FAX: (212) 949-5654
www.MLB.com



OFFICE OF THE COMMISSIONER

Allan H. (Bud) Selig Commissioner of Baseball
Tim Brosnan Executive Vice President, Business
Rob Manfred Executive Vice President, Labor Relations and Human Resources
Jonathan Mariner Executive Vice President and Chief Financial Officer
John McHale, Jr. Executive Vice President, Administration and Chief Information Officer
Jimmie Lee Solomon Executive Vice President, Baseball Development

BROADCASTING

Chris Tully Senior Vice President, Broadcasting
Bernadette McDonald..... Vice President, Broadcasting Operations
Susanne Hilgefort Senior Director, Distribution Development
Chuck Torres Director, Broadcasting Administration and Operations

CLUB RELATIONS

Katy Feeny Senior Vice President, Scheduling and Club Relations
Phyllis Merhige Senior Vice President, Club Relations
Angie Cintron Senior Administrative Assistant, Club Relations
Raxel Concepcion Senior Administrative Assistant, Scheduling and Club Relations
Bennett Shields Coordinator, Scheduling & Club Relations

PUBLIC RELATIONS

(212) 931-7878; FAX (212) 949-5654

Pat Courtney Senior Vice President, Public Relations
Matt Bourne Vice President, Business Public Relations
John Blundell Director, Media Relations
Mike Teevan Director, Public Relations
Jeff Heckelman Manager, Business Public Relations
Donald Muller Manager, Media Relations
Dan Queen Manager, Business Public Relations
Lauren Verrusio Manager, Business Public Relations
Steven Arocho Specialist, Business Public Relations
Sarah Leer Coordinator, Business Public Relations
Lydia Panayotidis Coordinator, Media Relations
Ariel Williams Coordinator, Public Relations
Jennifer Zudony Coordinator, Public Relations
Raquel Ramos Administrative Assistant

BASEBALL OPERATIONS

Kim Ng Senior Vice President, Baseball Operations
Peter Woodfork Senior Vice President, Baseball Operations
Joe Garagiola, Jr. Senior Vice President, Standards and On-Field Operations
Lou Melendez Vice President, International Baseball Operations
Roy Krasik Senior Director, Major League Operations
Frank Marcos Senior Director, Major League Scouting Bureau
Randy Marsh Director, Umpiring
Rich Rieker Director, Umpiring
Tom Lepperd Director, Umpire Administration
Jeff Pfeifer Senior Manager, Baseball Operations

BALTIMORE ORIOLES



SERIES RESULTS, LAST 20 YEARS

YEAR	HOME	ROAD	TOTALS
1992	3-3	3-3	6-6
1993	3-3	1-5	4-8
1994	4-2	1-2	5-4
1995	4-2	2-1	6-3
1996	1-5	4-2	5-7
1997	1-5	0-5	1-10
1998	2-3	1-4	3-7
1999	0-3	1-5	1-8
2000	2-4	1-2	3-6
2001	2-1	1-2	3-3
2002	1-2	0-3	1-5
2003	2-1	2-2	4-3
2004	1-2	4-2	5-4
2005	2-1	1-2	3-3
2006	2-1	4-2	6-3
2007	3-0	4-0	7-0
2008	1-2	2-1	3-3
2009	2-1	0-2	2-3
2010	2-2	3-1	5-3
2011	0-4	2-2	2-6
TOTALS	143-147	125-165	268-312

Won-Lost Record at Stadium

Metropolitan Stadium (1961-1981).....	68-77
Metrodome (1982-2009).....	73-64
Target Field (2010-2011).....	2-6
Memorial Stadium (1961-1991).....	88-117
Camden Yards (1992-2011).....	37-48

333 West Camden St., Baltimore, MD 21201
1-888-848-BIRD, P.R. FAX: (410) 547-6272

Stadium (Capacity)..... Oriole Park at Camden Yards (45,971)
Dimensions (L-C-R)..... 333-400-318

Chairman of the Board/CEO..... Peter Angelos
Executive Vice President, Baseball Operations..... Dan Duquette
Field Manager..... Buck Showalter
Director, Public Relations..... Monica Barlow
Manager, Media Relations..... Jeff Lantz

2011 Record..... 69-93, 5th, A.L. East

2011 Twins vs. Baltimore

4/18..... at BAL..... W..... 5-3	8/22..... MIN..... L..... 1-4
4/19..... at BAL..... L..... 0-11	8/23..... MIN..... L..... 1-8
4/20..... at BAL..... L..... 4-5	8/24..... MIN..... L..... 1-6
4/21..... at BAL..... W..... 3-1	8/25..... MIN..... L..... 1-6

Last Minnesota Sweep..... at MIN..... at BAL
3-Game..... 4/2-4/07..... 7/22-24/96
4-Game..... Never..... 8/23-26/07

Last Baltimore Sweep..... at MIN..... at BAL
3-Game..... 9/7-9/99..... 8/6-8/02
4-Game..... 08/22-25/11..... 7/1-3/66

BOSTON RED SOX

SERIES RESULTS, LAST 20 YEARS

YEAR	HOME	ROAD	TOTALS
1992	5-1	4-2	9-3
1993	3-3	2-4	5-7
1994	5-1	3-0	8-1
1995	2-2	2-3	4-5
1996	4-2	2-4	6-6
1997	2-3	1-5	3-8
1998	3-2	3-3	6-5
1999	3-3	1-3	4-6
2000	0-4	2-4	2-8
2001	2-1	1-2	3-3
2002	2-1	1-2	3-3
2003	2-1	2-1	4-2
2004	2-1	2-1	4-2
2005	2-1	0-3	2-4
2006	3-0	2-1	5-1
2007	1-2	2-2	3-4
2008	3-1	0-3	3-4
2009	2-2	0-2	2-4
2010	2-1	0-2	2-3
2011	1-2	1-3	2-5
TOTALS	170-119	120-167	290-286

Won-Lost Record at Stadium

Metropolitan Stadium (1961-1981).....	87-58
Metrodome (1982-2009).....	80-58
Target Field (2010-2011).....	3-3
Fenway Park (1961-2011).....	120-167

4 Yawkey Way, Boston, MA 02215
(617) 226-6000, P.R. FAX: (617) 226-6740



Stadium (Capacity)..... Fenway Park (37,493 - Night, 37,065 - Day)
Dimensions (L-C-R)..... 310-390-302

Principal Owner..... John Henry
Chairman..... Tom Werner
President/Chief Executive Officer..... Larry Lucchino
Executive Vice President/General Manager..... Ben Cherington
Field Manager..... Bobby Valentine
Director, Media Relations..... Pam Ganley
Manager, Media Relations..... Leah Tobin

2011 Record..... 90-72, 3rd, A.L. East

2011 Twins vs. Boston

5/6..... at BOS..... W..... 9-2	8/8..... MIN..... L..... 6-8
5/7..... at BOS..... L..... 0-4	8/9..... MIN..... L..... 3-4
5/8..... at BOS..... L..... 5-9	8/10..... MIN..... W..... 5-2
5/9..... at BOS..... L..... 1-2	

Last Minnesota Sweep..... at MIN..... at BOS
3-Game..... 6/13-15/06..... 6/13-15/94
4-Game..... 8/1-4/66..... 7/18-21/91

Last Boston Sweep..... at MIN..... at BOS
3-Game..... 7/22-24/75..... 7/7-9/08
4-Game..... 7/3-6/00..... 8/14-17/97

CHICAGO WHITE SOX



SERIES RESULTS, LAST 20 YEARS

YEAR	HOME	ROAD	TOTALS
1992	4-3	1-5	5- 8
1993	1-5	2-5	3-10
1994	4-0	0-2	4- 2
1995	2-5	1-5	3-10
1996	4-2	3-4	7- 6
1997	3-3	3-3	6- 6
1998	3-3	3-3	6- 6
1999	2-4	1-4-1	*3-8-1
2000	2-4	3-3	5- 7
2001	7-2	7-3	14- 5
2002	7-3	4-5	11- 8
2003	7-2	3-7	10- 9
2004	4-6	6-3	10- 9
2005	3-6	4-5	7-11
2006	5-5	5-4	10- 9
2007	5-4	4-5	9- 9
2008	8-1	2-8	10- 9
2009	7-2	5-4	12- 6
2010	6-3	7-2	13- 5
2011	3-6	6-3	9- 9
TOTALS	224-168	192-201-1	416-369-3

Won-Lost Record at Stadium

Metropolitan Stadium (1961-1981)	101-70-2
Metrodome (1982-2009)	114-89
Target Field (2010-2011)	9-9
Comiskey Park (1961-1990)	119-114
U.S. Cellular Field (1991-2011)	72-87-1

333 West 35th St., Chicago, IL 60616
(312) 674-1000, P.R. FAX: (312) 674-5116

Stadium (Capacity)..... U.S. Cellular Field (40,615)
Dimensions (L-C-R)..... 330-400-335

Chairman..... Jerry Reinsdorf
Senior Vice President, General Manager..... Ken Williams
Field Manager..... Robin Ventura
Director, Media Relations..... Bob Beghtol
Manager, Media Relations..... Ray Garcia

2011 Record..... 79-83, 3rd, A.L. Central

2011 Twins vs. Chicago

5/3 at CWS..... W..... 1-0	8/6 MIN..... L..... 1-6
5/4 at CWS..... W..... 3-2	8/7 MIN..... L..... 0-7
6/15 MIN..... W..... 4-1	8/29 at CWS..... L..... 0-3
6/16 MIN..... W..... 1-0	8/30 at CWS..... L..... 6-8
7/7 at CWS..... W..... 6-2	8/31 at CWS..... W..... 7-6
7/8 at CWS..... W..... 8-5	*9/5 MIN..... L..... 1-2
7/9 at CWS..... L..... 3-4	*9/5 MIN..... L..... 0-4
7/10 at CWS..... W..... 6-3	9/6 MIN..... L..... 0-3
8/5 MIN..... L..... 3-5	9/7 MIN..... W..... 5-4

* doubleheader

Last Minnesota Sweep at MIN..... at CWS
3-Game..... 7/27-29/09..... 9/14-16/10
4-Game..... 6/9-12/94..... 6/22-24/79
Last Chicago Sweep at MIN..... at CWS
3-Game..... 8/5-7/11..... 4/21-23/06
4-Game..... Never..... 6/6-9/08

CLEVELAND INDIANS

SERIES RESULTS, LAST 20 YEARS

YEAR	HOME	ROAD	TOTALS
1992	4-2	2-4	6- 6
1993	4-2	4-2	8- 4
1994	2-4	1-5	3- 9
1995	2-5	2-4	4- 9
1996	2-4	1-6	3-10
1997	1-5	3-3	4- 8
1998	4-2	2-4	6- 6
1999	1-5	2-4	3- 9
2000	4-2	4-3	8- 5
2001	3-7	2-7	5-14
2002	7-2	4-6	11- 8
2003	4-6	6-3	10- 9
2004	7-2	5-5	12- 7
2005	5-4	4-6	9-10
2006	6-3	5-5	11- 8
2007	2-7	2-7	4-14
2008	7-2	3-6	10- 8
2009	6-3	4-5	10- 8
2010	6-3	6-3	12- 6
2011	4-5	3-6	7-11
TOTALS	194-167-1	155-204	349-371-1

Won-Lost Record at Stadium

Metropolitan Stadium (1961-1981)	75-70-1
Metrodome (1982-2009)	109-89
Target Field (2010-2011)	10-8
Cleveland Stadium (1961-1993)	96-116
Progressive Field (1994-2011)	59-88

2401 Ontario St., Cleveland, OH 44115
(216) 420-4200, P.R. FAX: (216) 420-4430

Stadium (Capacity)..... Progressive Field (43,429)
Dimensions (L-C-R)..... 325-405-325

Owner/CEO..... Lawrence J. Dolan
President..... Mark Shapiro
Executive Vice President, General Manager..... Chris Antonetti
Field Manager..... Manny Acta
Director, Media Relations..... Bart Swain
Coordinator, Baseball Information..... Court Berry-Tripp

2011 Record..... 80-82, 2nd, A.L. Central

2011 Twins vs. Cleveland

4/23 MIN..... W..... 10-3	8/12 at CLE..... L..... 2-3
4/24 MIN..... W..... 4-3	8/13 at CLE..... L..... 1-3
6/6 at CLE..... W..... 6-4	9/16 MIN..... L..... 6-7
6/7 at CLE..... L..... 0-1	9/17 MIN..... L..... 4-10
6/8 at CLE..... W..... 3-2	9/18 MIN..... L..... 5-6
*7/18 MIN..... L..... 2-5	9/23 at CLE..... 5-6
*7/18 MIN..... L..... 3-6	*9/24 at CLE..... L..... 2-8
7/19 MIN..... W..... 2-1	*9/24 at CLE..... L..... 6-7
7/20 MIN..... W..... 7-5	9/25 at CLE..... W..... 6-4

* doubleheader

Last Minnesota Sweep at MIN..... at CLE
3-Game..... 9/20-22/10..... 6/14-16/91
4-Game..... 6/7-10/91..... Never
Last Cleveland Sweep at MIN..... at CLE
3-Game..... 9/16-18/11..... 9/15-17/08
4-Game..... Never..... 4/8-11/02



DETROIT TIGERS



SERIES RESULTS, LAST 20 YEARS

YEAR	HOME	ROAD	TOTALS
1992	4-2	5-1	9-3
1993	1-5	5-1	6-6
1994	2-1	1-2	3-3
1995	2-4	3-3	5-7
1996	3-3	3-3	6-6
1997	5-1	2-3	7-4
1998	2-4	2-4	4-8
1999	2-4	4-2	6-6
2000	4-3	2-4	6-7
2001	8-1	7-3	15-4
2002	9-1	5-3	14-4
2003	8-1	7-3	15-4
2004	5-5	7-2	12-7
2005	7-2	4-6	11-8
2006	6-4	2-7	8-11
2007	1-8	5-4	6-12
2008	6-3	5-4	11-7
2009	8-2	4-5	12-7
2010	7-2	2-7	9-9
2011	2-7	2-7	4-14
TOTALS	204-159	179-180-1	383-339-1

Won-Lost Record at Stadium

Metropolitan Stadium (1961-1981)	81-67
Metrodome (1982-2009)	114-83
Target Field (2010-2011)	9-9
Tiger Stadium (1961-1999)	127-125-1
Comerica Park (2000-2011)	52-55

2100 Woodward Ave., Detroit, MI 48201
(313) 471-2000, P.R. FAX: (313) 471-2138

Stadium (Capacity).....Comerica Park (41,255)
Dimensions (L-C-R).....345-420-330

Owner/Director.....Michael Iltch
President, CEO & General Manager.....David Dombrowski
Field Manager.....Jim Leyland
Director, Baseball Media Relations.....Brian Britten
Manager, Baseball Media Relations.....Rick Thompson

2011 Record.....95-67, 1st, A.L. Central

2011 Twins vs. Detroit

5/10.....MIN.....L.....2-10	8/15.....at DET.....W.....9-6
5/11.....MIN.....L.....7-9	8/16.....at DET.....L.....1-7
5/30.....at DET.....L.....5-6	8/17.....at DET.....W.....6-5
5/31.....at DET.....L.....7-8	8/26.....MIN.....L.....1-8
6/1.....at DET.....L.....2-4	8/27.....MIN.....L.....4-6
7/21.....MIN.....L.....2-6	8/28.....MIN.....W.....11-4
7/22.....MIN.....L.....2-8	9/9.....at DET.....L.....4-8
7/23.....MIN.....W.....4-1	9/10.....at DET.....L.....2-3
7/24.....MIN.....L.....2-5	9/11.....at DET.....L.....1-2

Last Minnesota Sweep

3-Game.....at MIN.....8/8-10/03

4-Game.....Never.....9/10-13/04

Last Detroit Sweep

3-Game.....at MIN.....9/9-11/11

4-Game.....Never.....5/27-29/83

KANSAS CITY ROYALS



SERIES RESULTS, LAST 20 YEARS

YEAR	HOME	ROAD	TOTALS
1992	4-3	3-3	7-6
1993	2-4	4-3	6-7
1994	2-2	2-4	4-6
1995	2-4	5-2	7-6
1996	4-3	3-3	7-6
1997	2-4	3-3	5-7
1998	1-5	4-2	5-7
1999	3-4	5-1	8-5
2000	4-2	1-5	5-7
2001	7-3	6-3	13-6
2002	6-3	8-2	14-5
2003	5-5	3-6	8-11
2004	8-1	4-6	12-7
2005	6-3	7-3	13-6
2006	5-4	7-3	12-7
2007	5-4	4-5	9-9
2008	5-4	7-2	12-6
2009	5-4	7-2	12-6
2010	7-2	6-3	13-5
2011	6-3	4-5	10-8
TOTALS	185-142	165-166	350-308

Won-Lost Record at Stadium

Metropolitan Stadium (1961-1981)	59-47
Metrodome (1982-2009)	113-90
Target Field (2010-2011)	13-5
Municipal Stadium (1969-1972)	17-19
Kauffman Stadium (1973-2011)	148-147

One Royal Way, Kansas City, MO 64129
(816) 921-8000, P.R. FAX: (816) 921-5775

Stadium (Capacity).....Kauffman Stadium (37,903)
Dimensions (L-C-R).....330-410-330

Owner/Chief Executive Officer.....David Glass
President.....Dan Glass
Senior Vice President-Baseball Operations/GM.....Dayton Moore
Field Manager.....Ned Yost
Vice President, Communications.....Mike Swanson
Director, Media Relations.....David Holtzman

2011 Record.....71-91, 4th, A.L. Central

2011 Twins vs. Kansas City

4/12.....MIN.....W.....4-3	7/14.....MIN.....W.....8-4
4/13.....MIN.....L.....5-10	7/15.....MIN.....L.....1-2
4/29.....at K.C.....L.....3-4	7/16.....MIN.....W.....4-3
4/30.....at K.C.....L.....2-11	7/17.....MIN.....W.....4-3
5/1.....at K.C.....L.....3-10	9/13.....at K.C.....L.....0-4
6/2.....at K.C.....W.....8-2	9/14.....at K.C.....L.....3-7
6/3.....at K.C.....W.....5-2	9/26.....MIN.....L.....3-7
6/4.....at K.C.....W.....7-2	9/27.....MIN.....W.....7-4
6/5.....at K.C.....W.....6-0	9/28.....MIN.....W.....1-0

Last Minnesota Sweep

3-Game.....at MIN.....9/6-8/10.....7/26-28/10

4-Game.....6/29-7/2/70.....6/2-5/11

Last Kansas City Sweep

3-Game.....at MIN.....8/4-6/98.....4/29-5/1/11

4-Game.....5/7-10/99.....8/4-7/75

LOS ANGELES ANGELS



SERIES RESULTS, LAST 20 YEARS

YEAR	HOME	ROAD	TOTALS
1992	5-1	6-1	11- 2
1993	6-1	3-3	9- 4
1994	1-2	2-1	3- 3
1995	3-4	2-4	5- 8
1996	5-1	3-3	8- 4
1997	4-2	3-2	7- 4
1998	2-4	3-2	5- 6
1999	1-3	3-3	4- 6
2000	1-5	2-2	3- 7
2001	2-1	4-2	6- 3
2002	3-3	2-1	5- 4
2003	2-1	2-4	4- 5
2004	3-3	1-2	4- 5
2005	3-4	1-2	4- 6
2006	1-2	1-2	2- 4
2007	2-1	1-5	3- 6
2008	1-3	2-2	3- 5
2009	3-3	1-3	4- 6
2010	2-1	3-1	5- 2
2011	1-2	2-4	3- 6
TOTALS	161-174	162-173	323-347

Won-Lost Record at Stadium

Metropolitan Stadium (1961-1981)	83-89
Metrodome (1982-2009)	75-82
Target Field (2010-2011)	3-3
Wrigley Field (1961)	4-5
Dodger Stadium (1962-1965)	19-17
Angel Stadium (1966-2011)	139-151

2000 Gene Autry Way, Anaheim, CA 92806
(714) 940-2000, P.R. FAX: (714) 940-2205

Stadium (Capacity) Angel Stadium of Anaheim (45,389)
Dimensions (L-C-R) 365-400-365

Owner Arte Moreno
President John Carpino
General Manager Jerry Dipoto
Field Manager Mike Scioscia
Vice President, Communications Tim Mead
Manager, Communications Eric Kay

2011 Record 86-76, 2nd, A.L. West

2011 Twins vs. Los Angeles

5/27 MIN L 5-6	8/4 at LAA L 1-7
5/28 MIN W 1-0	9/2 at LAA W 13-5
5/29 MIN L 5-6	9/3 at LAA L 6-10
8/2 at LAA L 1-5	9/4 at LAA L 1-4
8/3 at LAA W 11-4	

Last Minnesota Sweep **at MIN** **at LAA**
3-Game 4/17-19/09 8/6-8/96
4-Game 9/27-30/93 9/22-25/88

Last Los Angeles Sweep **at MIN** **at LAA**
3-Game 7/31-8/2/09 8/10-12/07
4-Game 7/17-19/64 Never

NEW YORK YANKEES

SERIES RESULTS, LAST 20 YEARS

YEAR	HOME	ROAD	TOTALS
1992	3-3	4-2	7- 5
1993	2-4	2-4	4- 8
1994	4-2	0-3	4- 5
1995	1-2	2-2	3- 4
1996	3-4	2-3	5- 7
1997	1-5	2-3	3- 8
1998	3-2	1-5	4- 7
1999	2-4	2-2	4- 6
2000	2-2	3-3	5- 5
2001	2-1	2-1	4- 2
2002	0-3	0-3	0- 6
2003	0-4	0-3	0- 7
2004	2-1	0-3	2- 4
2005	2-1	1-2	3- 3
2006	2-1	1-2	3- 3
2007	1-2	1-3	2- 5
2008	4-3	0-3	4- 6
2009	0-3	0-4	0- 7
2010	1-2	1-2	2- 4
2011	1-3	1-3	2- 6
TOTALS	135-159	109-175-1	244-334-1

Won-Lost Record at Stadium

Metropolitan Stadium (1961-1981)	69-77
Metrodome (1982-2009)	64-77
Target Field (2010-2011)	2-5
Yankee Stadium (1961-73;76-08)	103-159-1
Shea Stadium (1974-1975)	4-7
Yankee Stadium (2009-2011)	2-9



One East 161st Street, Bronx, NY 10451
(718) 293-4300, P.R. FAX: (718) 293-8414

Stadium (Capacity) Yankee Stadium (50,291)
Dimensions (L-C-R) 318-408-314

Managing General Partner/Co-Chairperson Hal Z. Steinbrenner
General Partner/Co-Chairperson Hank G. Steinbrenner
President Randy Levine
Senior Vice President/General Manager Brian Cashman
Field Manager Joe Girardi
Director, Media Relations/Publicity Jason Zillo
Managers, Media Relations/Publicity Jason Latimer, Michael Margolis

2011 Record 97-65, 1st, A.L. East

2011 Twins vs. New York

4/4 at NYY L 3-4	8/19 MIN L 1-8
4/5 at NYY W 5-4	8/20 MIN W 9-4
4/7 at NYY L 3-4	8/21 MIN L 0-3
8/18 MIN L 4-8	9/19 at NYY L 4-6

Last Minnesota Sweep **at MIN** **at NYY**
3-Game 9/6-8/91 8/9-11/68
4-Game 7/3-5/67 Never

Last New York Sweep **at MIN** **at NYY**
3-Game 7/7-9/09 7/21-23/08
4-Game 4/18-21/03 5/15-18/09

OAKLAND ATHLETICS



SERIES RESULTS, LAST 20 YEARS

YEAR	HOME	ROAD	TOTALS
1992	2-4	3-4	5- 8
1993	3-4	5-1	8- 5
1994	0-3	2-2	2- 5
1995	3-3	2-4	5- 7
1996	4-3	2-4	6- 7
1997	3-2	4-2	7- 4
1998	1-4	3-3	4- 7
1999	5-1	2-4	7- 5
2000	1-5	4-2	5- 7
2001	3-3	2-1	5- 4
2002	1-2	2-4	3- 6
2003	6-0	2-1	8- 1
2004	1-3	1-2	2- 5
2005	1-3	3-3	4- 6
2006	5-1	1-3	6- 4
2007	4-0	1-2	5- 2
2008	2-1	3-4	5- 5
2009	1-2	3-4	4- 6
2010	4-2	2-1	6- 3
2011	1-2	3-2	4- 4
TOTALS	160-121	125-152	285-273

Won-Lost Record at Stadium

Metropolitan Stadium (1968-1981).....	69-46
Metrodome (1982-2009).....	86-71
Target Field (2010-2011).....	5-3
Overstock.com Coliseum (1968-2011).....	125-152

7000 Coliseum Way, Oakland, CA 94621
(510) 638-4900, P.R. FAX: (510) 562-1633

Stadium (Capacity).....Overstock.com (O.co) Coliseum (35,067)
Dimensions (L-C-R).....330-400-330

Managing Partner.....Lewis Wolff
President.....Michael Crowley
Vice President, General Manager.....Billy Beane
Field Manager.....Bob Melvin
Manager, Baseball Information.....Mike Selleck
Manager, Player and Media Relations.....Kristy Pick

2011 Record.....74-88, 3rd, A.L. West

2011 Twins vs. Oakland

4/8.....MIN.....W.....2-1	5/19.....at OAK.....W.....11-1
4/9.....MIN.....L.....0-1	7/29.....at OAK.....W.....9-5
4/10.....MIN.....L.....3-5	7/30.....at OAK.....L.....3-8
5/18.....at OAK.....W.....4-3	7/31.....at OAK.....L.....3-7

Last Minnesota Sweep.....at MIN.....at OAK
3-Game.....8/13-15/10.....7/18-20/97
4-Game.....7/12-15/07.....8/13-15/93

Last Oakland Sweep.....at MIN.....at OAK
3-Game.....4/28-30/00.....8/30-9/1/02
4-Game.....4/9-12/81.....Never

SEATTLE MARINERS

SERIES RESULTS, LAST 20 YEARS

YEAR	HOME	ROAD	TOTALS
1992	5-1	3-4	8- 5
1993	2-5	2-4	4- 9
1994	2-1	1-2	3- 3
1995	2-4	2-4	4- 8
1996	1-5	5-1	6- 6
1997	2-4	3-2	5- 6
1998	0-6	2-3	2- 9
1999	3-3	1-5	4- 8
2000	2-4	1-5	3- 9
2001	1-5	0-3	1- 8
2002	2-1	3-3	5- 4
2003	1-5	2-1	3- 6
2004	3-0	2-4	5- 4
2005	3-1	3-3	6- 4
2006	4-1	1-2	5- 3
2007	1-2	5-1	6- 3
2008	3-0	2-4	5- 4
2009	4-3	1-2	5- 5
2010	3-0	3-4	6- 4
2011	2-4	1-1	3- 5
TOTALS	108-93-1	86-110	194-203-1

Won-Lost Record at Stadium

Metropolitan Stadium (1961-1981).....	17-18-1
Metrodome (1982-2009).....	86-71
Target Field (2010-2011).....	4-2
Kingdome (1977-1999).....	61-75
Safeco Field (1999-2011).....	25-35

P.O. Box 4100, Seattle, WA 98194
(206) 346-4000, P.R. FAX: (206) 346-4400

Stadium (Capacity).....Safeco Field (47,447)
Dimensions (L-C-R).....331-405-326

Chairman/CEO.....Howard Lincoln
President/COO.....Chuck Armstrong
Executive VP, Baseball Operations/General Manager.....Jack Zduriencik
Field Manager.....Eric Wedge
Director, Baseball Information.....Tim Hevly
Manager, Baseball Information.....Jeff Evans

2011 Record.....67-95, 4th, A.L. West

2011 Twins vs. Seattle

5/16.....at SEA.....L.....2-5	5/25.....MIN.....L.....0-3
5/17.....at SEA.....W.....2-1	9/20.....MIN.....L.....4-5
5/23.....MIN.....L.....7-8	9/21.....MIN.....L.....4-5
5/24.....MIN.....W.....4-2	9/22.....MIN.....W.....3-2

Last Minnesota Sweep.....at MIN.....at SEA
3-Game.....7/30-8/1/10.....4/17-19/07
4-Game.....4/25-28/91.....Never

Last Seattle Sweep.....at MIN.....at SEA
3-Game.....9/13-15/96.....7/27-29/01
4-Game.....5/29-6/1/03.....Never



TAMPA BAY RAYS



SERIES RESULTS

YEAR	HOME	ROAD	TOTALS
1998	4-2	3-2	7- 4
1999	1-3	4-2	5- 5
2000	3-3	1-3	4- 6
2001	1-2	0-4	1- 6
2002	4-0	1-2	5- 2
2003	3-0	3-0	6- 0
2004	3-3	1-2	4- 5
2005	3-0	3-0	6- 0
2006	4-0	2-1	6- 1
2007	2-2	1-2	3- 4
2008	1-1	2-2	3- 3
2009	2-1	1-2	3- 3
2010	1-3	2-2	3- 5
2011	2-4	1-3	3- 7
TOTALS	34-24	25-27	59-51

Won-Lost Record at Stadium

Metrodome (1998-2009)	31-17
Target Field (2010-2011)	3-7
Tropicana Field (1998-2011)	25-27

One Tropicana Drive, St. Petersburg, FL 33705
(727) 825-3137, P.R. FAX: (727) 825-3111

Stadium (Capacity).....Tropicana Field (36,973)
Dimensions (L-C-R).....315-404-320

Principal Owner.....Stuart Sternberg
President.....Matt Silverman
Executive Vice President, Baseball Operations.....Andrew Friedman
Field Manager.....Joe Maddon
Vice President, Communications.....Rick Vaughn
Director, Communications.....Dave Haller

2011 Record.....91-71, 2nd, A.L. East (wild card)

2011 Twins vs. Tampa Bay

4/14 at T.B. L 3-4	*4/28 MIN L 3-15
4/15 at T.B. L 2-5	*4/28 MIN L 1-6
4/16 at T.B. L 3-4	7/4 MIN W 7-0
4/17 at T.B. W 4-2	7/5 MIN W 3-7
4/27 MIN L 2-8	7/6 MIN L 5-12

* doubleheader

Last Minnesota Sweep **at MIN** **at T.B.**
3-Game 7/1-3/05 5/6-8/05
4-Game 7/17-20/06 Never

Last Tampa Bay Sweep **at MIN** **at T.B.**
3-Game 4/27-28/11 Never
4-Game Never 8/10-13/01

TEXAS RANGERS

SERIES RESULTS, LAST 20 YEARS

YEAR	HOME	ROAD	TOTALS
1992	3-4	3-3	6- 7
1993	4-2	3-4	7- 6
1994	1-2	3-3	4- 5
1995	3-3	2-5	5- 8
1996	3-3	4-2	7- 5
1997	1-4	2-4	3- 8
1998	3-2	4-2	7- 4
1999	0-6	0-6	0-12
2000	5-1	3-3	8- 4
2001	1-2	3-3	4- 5
2002	4-2	2-1	6- 3
2003	3-0	2-4	5- 4
2004	3-0	2-2	5- 2
2005	2-4	1-2	3- 6
2006	1-2	3-3	4- 5
2007	5-1	2-1	7- 2
2008	4-3	1-2	5- 5
2009	2-1	4-3	6- 4
2010	6-0	1-3	7- 3
2011	3-1	2-2	5- 3
TOTALS	136-108	112-137	248-245

Won-Lost Record at Stadium

Metropolitan Stadium (1961-1981)	42-37
Metrodome (1982-2009)	85-70
Target Field (2010-2011)	9-1
Arlington Stadium (1972-1993)	71-86
Rangers Ballpark (1994-2011)	41-51



1000 Ballpark Way, Suite 400, Arlington, TX 76011
(817) 273-5222, P.R. FAX: (817) 273-5110

Stadium (Capacity).....Rangers Ballpark in Arlington (49,170)
Dimensions (L-C-R).....332-400-325

CEO and President.....Nolan Ryan
General Manager.....Jon Daniels
Field Manager.....Ron Washington
Executive Vice President, Communications.....John Blake
Senior Director, Media Relations.....Rich Rice

2011 Record.....96-66, 1st, A.L. West

2011 Twins vs. Texas

6/9 MIN W 5-4	7/25 at TEX L 6-20
6/10 MIN L 3-9	7/26 at TEX W 9-8
6/11 MIN W 8-1	7/27 at TEX W 7-2
6/12 MIN W 6-1	7/28 at TEX L 1-4

Last Minnesota Sweep **at MIN** **at TEX**
3-Game 9/3-5/10 9/7-9/76
4-Game Never Never

Last Texas Sweep **at MIN** **at TEX**
3-Game 4/25-27/97 7/8-10/03
4-Game 4/22-25/99 6/26-28/87

TORONTO BLUE JAYS



SERIES RESULTS, LAST 20 YEARS

YEAR	HOME	ROAD	TOTALS
1992	3-3	2-4	5- 7
1993	1-5	1-5	2-10
1994	3-3	1-5	4- 8
1995	0-2	1-2	1- 4
1996	4-2	4-3	8- 5
1997	2-4	1-4	3- 8
1998	3-3	1-4	4- 7
1999	3-3	1-3	4- 6
2000	2-1	3-3	5- 4
2001	1-3	1-2	2- 5
2002	3-0	3-1	6- 1
2003	0-3	3-0	3- 3
2004	2-1	2-1	4- 2
2005	2-1	2-1	4- 2
2006	1-3	1-2	2- 5
2007	4-3	0-3	4- 6
2008	0-3	0-3	0- 6
2009	1-3	2-2	3- 5
2010	1-3	2-3	3- 6
2011	0-3	1-2	1- 5
TOTALS	83-90	68-102	151-192

Won-Lost Record at Stadium

Metropolitan Stadium (1961-1981).....	20-5
Metrodome (1982-2009).....	62-79
Target Field (2010-2011).....	1-6
Exhibition Stadium (1977-5/89).....	30-40
Rogers Centre (June, 1989-2011).....	38-62

1 Blue Jays Way, Suite 3200, Toronto, Ontario M5V 1J1
(416) 341-1000, P.R. FAX: (416) 341-1250

Stadium (Capacity)..... Rogers Centre (49,160)
Dimensions (L-C-R)..... 328-400-328

Vice Chairman, Rogers Communications Inc...... Phil Lind
President & Chief Executive Officer, Blue Jays..... Paul Beeston
Senior Vice President, Baseball Ops./General Manager..... Alex Anthopoulos
Field Manager..... John Farrell
Vice President, Communications..... Jay Stenhouse
Manager, Baseball Information..... Mal Romanin

2011 Record..... 81-81, 4th, A.L. East

2011 Twins vs. Toronto

4/1 at TOR..... L..... 3-13 5/13 MIN..... L..... 0-2
4/2 at TOR..... L..... 1-6 5/14 MIN..... L..... 3-9
4/3 at TOR..... W..... 4-3 5/15 MIN..... L..... 3-11

Last Minnesota Sweep..... at MIN..... at TOR
3-Game..... 7/26-28/02..... 4/11-13/03
4-Game..... 7/21-23/79..... Never

Last Toronto Sweep..... at MIN..... at TOR
3-Game..... 5/13-15/11..... 9/2-4/08
4-Game..... Never..... Never

ARIZONA DIAMONDBACKS

ALL-TIME SERIES RESULTS

YEAR	HOME	ROAD	TOTALS
2003	1-2	--	1- 2
2004	--	2-1	2- 1
2005	--	2-1	2- 1
2008	3-0	--	3- 0
2011	--	0-3	0- 3
TOTALS	4-2	4-5	8- 7

Won-Lost Record at Stadium

Metrodome (2003-2008).....	4-2
Chase Field (2004-2011).....	4-5

401 East Jefferson St, Phoenix, AZ 85004
(602) 462-6500, P.R. FAX: (602) 462-6527

Stadium (Capacity)..... Chase Field (48,635)
Dimensions (L-C-R)..... 330-407-335

Managing General Partner..... Ken Kendrick
President & Chief Executive Officer..... Derrick Hall
Executive Vice President & General Manager..... Kevin Towers
Field Manager..... Kirk Gibson
Senior Vice President, Communications..... Josh Rawitch
Director, Player and Media Relations..... Casey Wilcox
Manager, Player and Media Relations..... Pat O'Connell


2011 Record..... 94-68, 1st, N.L. West

2011 Twins vs. Arizona

5/20 at Ari..... L..... 7-8 5/22 at Ari..... L..... 2-3
5/21 at Ari..... L..... 6-9

Last Minnesota Sweep..... at MIN..... at ARI
3-Game..... 6/20-22/08..... Never
4-Game..... Never..... Never

Last Arizona Sweep..... at MIN..... at ARI
3-Game..... Never..... 5/20-22/11
4-Game..... Never..... Never



ATLANTA BRAVES



ALL-TIME SERIES RESULTS

YEAR	HOME	ROAD	TOTALS
2002	1-2	--	1-2
2007	3-0	--	3-0
2010	1-2	--	1-2
TOTALS	5-4	--	5-4

Won-Lost Record at Stadium

Metrodome (2002-2007)	4-2
Target Field (2010)	1-2

755 Hank Aaron Drive, Atlanta, GA 30315
(404) 522-7630, P.R. FAX: (404) 614-1391

Stadium (Capacity) Turner Field (49,583)
Dimensions (L-C-R) 335-400-330

Chairman & Chief Executive Officer Terry McGuirk
President John Schuerholz
Executive Vice President/General Manager Frank Wren
Field Manager Fredi Gonzalez
Director, Media Relations Brad Hainje
Coordinator, Media Relations Jim Misudek

2011 Record 89-73, 2nd, N.L. East

2011 Twins vs. Atlanta
None

Last Minnesota Sweep **at MIN** **at ATL**
3-Game 6/12-14/07 Never
4-Game Never Never

Last Atlanta Sweep **at MIN** **at ATL**
3-Game Never Never
4-Game Never Never

CHICAGO CUBS

ALL-TIME SERIES RESULTS

YEAR	HOME	ROAD	TOTALS
1997	--	1-2	1-2
1998	2-1	--	2-1
1999	--	1-2	1-2
2000	1-2	--	1-2
2001	--	0-3	0-3
2006	3-0	--	3-0
2009	--	2-1	2-1
TOTALS	6-3	4-8	10-11

Won-Lost Record at Stadium

Metrodome (1998-2006)	6-3
Wrigley Field (1997-2009)	4-8



1060 West Addison Street, Chicago, IL 60613-4397
(773) 404-2827, P.R. FAX: (773) 404-4129

Stadium (Capacity) Wrigley Field (41,210)
Dimensions (L-C-R) 355-400-353

Chairman Tom Ricketts
President, Baseball Operations Theo Epstein
Executive Vice President, General Manager Jed Hoyer
Field Manager Dale Sveum
Director, Media Relations Peter Chase
Assistant Director, Media Relations Jason Carr

2011 Record 71-91, 5th, N.L. Central

2011 Twins vs. Chicago
None

Last Minnesota Sweep **at MIN** **at CHC**
3-Game 6/23-25/06 Never
4-Game Never Never

Last Chicago Sweep **at MIN** **at CHC**
3-Game Never 6/15-17/01
4-Game Never Never

CINCINNATI REDS



ALL-TIME SERIES RESULTS

YEAR	HOME	ROAD	TOTALS
1997	2-1	--	2-1
1998	--	1-2	1-2
1999	2-1	--	2-1
2000	--	0-3	0-3
2001	3-0	--	3-0
TOTALS	7-2	1-5	8-7

Won-Lost Record at Stadium

Metrodome (1997-2001)	7-2
Cinergy Field (1997-2000)	1-5

100 Joe Nuxhall Way, Cincinnati, OH 45202
(513) 765-7800, P.R. FAX: (513) 765-7180

Stadium (Capacity)..... Great American Ball Park (42,319)
Dimensions (L-C-R)..... 328-404-325

President & Chief Executive Officer..... Bob Castellini
President, Baseball Operations/General Manager..... Walt Jocketty
Field Manager..... Dusty Baker
Director, Media Relations..... Rob Butcher
Assistant Directors, Media Relations..... Larry Herms & Jamie Ramsey

2011 Record.....79-83, 3rd, N.L. Central
2011 Twins vs. Cincinnati
None

Last Minnesota Sweep..... **at MIN**..... **at CIN**
3-Game.....7/7-8/01.....Never
4-Game.....Never.....Never

Last Cincinnati Sweep..... **at MIN**..... **at CIN**
3-Game.....Never.....6/2-4/00
4-Game.....Never.....Never

COLORADO ROCKIES



ALL-TIME SERIES RESULTS

YEAR	HOME	ROAD	TOTALS
2003	2-1	--	2-1
2008	--	1-2	1-2
2010	2-1	--	2-1
TOTALS	4-2	1-2	5-4

Won-Lost Record at Stadium

Metrodome (2003)	2-1
Target Field (2010)	2-1
Coors Field (2008)	1-2

2001 Blake Street, Denver, CO 80205
(303) 292-0200, P.R. FAX: (303) 312-2319

Stadium (Capacity)..... Coors Field (50,398)
Dimensions (L-C-R)..... 347-415-350

Owner, Chairman & Chief Executive Officer..... Dick Monfort
Owner, General Partner..... Charlie Monfort
Executive Vice President, General Manager..... Dan O'Dowd
Field Manager..... Jim Tracy
Vice President, Communications/Public Relations..... Jay Alves
Manager, Communications/Public Relations..... Nick Piburn
Coordinator, Communications/Public Relations..... Mike Kennedy

2011 Record.....73-89, 4th, N.L. West
2011 Twins vs. Colorado
None

Last Minnesota Sweep..... **at MIN**..... **at COL**
3-Game.....Never.....Never
4-Game.....Never.....Never

Last Colorado Sweep..... **at MIN**..... **at COL**
3-Game.....Never.....Never
4-Game.....Never.....Never

HOUSTON ASTROS



ALL-TIME SERIES RESULTS

YEAR	HOME	ROAD	TOTALS
1997	--	2-1	2-1
1998	--	1-1	1-1
1999	1-2	--	1-2
2000	--	2-1	2-1
2001	2-1	--	2-1
2006	--	2-1	2-1
2009	1-2	--	1-2
TOTALS	4-5	7-4	11-9

Won-Lost Record at Stadium

Metrodome (1999-2009)	4-5
Astrodome (1997-2000)	5-3
Minute Maid Park (2006)	2-1

P.O. Box 288, Houston, TX 77001-0288
(713) 259-8000, P.R. FAX: (713) 259-8025

Stadium (Capacity)..... Minute Maid Park (40,981)
Dimensions (L-C-R)..... 315-435-326

Owner and Chairman..... Jim Crane
President and CEO..... George Postolos
General Manager..... Jeff Luhnow
Field Manager..... Brad Mills
Senior Vice President, Communications..... Jay Lucas
Senior Director, Media Relations..... Gene Dias
Manager, Media Relations..... Steve Grande

2011 Record..... 56-106, 6th, N.L. Central
2011 Twins vs. Houston
None

Last Minnesota Sweep..... **at MIN**..... **at HOU**
3-Game..... Never..... Never
4-Game..... Never..... Never

Last Houston Sweep..... **at MIN**..... **at HOU**
3-Game..... Never..... Never
4-Game..... Never..... Never

LOS ANGELES DODGERS

ALL-TIME SERIES RESULTS

YEAR	HOME	ROAD	TOTALS
2005	--	1-2	1-2
2006	3-0	--	3-0
2011	2-1	--	2-1
TOTALS	5-1	1-2	6-3

Won-Lost Record at Stadium

Metrodome (2006)	3-0
Target Field (2011)	2-1
Dodger Stadium (2005)	1-2

1000 Elysian Park Avenue, Los Angeles, CA 90012
(323) 224-1301, P.R. FAX: (323) 224-1459



Stadium (Capacity)..... Dodger Stadium (56,000)
Dimensions (L-C-R)..... 330-395-330

Owner, Chairman..... Frank McCourt
General Manager..... Ned Colletti
Field Manager..... Don Mattingly
Vice President, Communications..... TBD
Assistant Directors, Public Relations..... Joe Jareck & Yvonne Carrasco

2011 Record..... 82-79, 3rd, N.L. West
2011 Twins vs. Los Angeles
6/27..... MIN..... L..... 0-15 6/29..... MIN..... W..... 1-0
6/28..... MIN..... W..... 6-4

Last Minnesota Sweep..... **at MIN**..... **at LAD**
3-Game..... 6/26-28/06..... Never
4-Game..... Never..... Never

Last Los Angeles Sweep..... **at MIN**..... **at LAD**
3-Game..... Never..... Never
4-Game..... Never..... Never

MIAMI MARLINS

ALL-TIME SERIES RESULTS

YEAR	HOME	ROAD	TOTALS
2002	2-1	--	2-1
2007	--	2-1	2-1
TOTALS	2-1	2-1	4-2

Won-Lost Record at Stadium

Metrodome (2002)	2-1
Sun Life Stadium (2007)	2-1



501 Marlins Way, Miami, FL 33125
(305) 480-1300, P.R. FAX: (305) 480-3012

Stadium (Capacity).....Marlins Park (37,442)
Dimensions (L-C-R).....344-422-335

Owner & Chief Executive Officer.....Jeffrey H. Loria
President.....David Sampson
President, Baseball Operations.....Larry Beinfest
Vice President, General Manager.....Michael Hill
Field Manager.....Ozzie Guillen
Director, Media Relations.....Matt Roebuck
Manager, Media Relations.....Marty Sewell

2011 Record.....72-90, 5th, N.L. East
2011 Twins vs. Miami
None

Last Minnesota Sweep.....at MIN.....at MIA
3-Game.....Never.....Never
4-Game.....Never.....Never

Last Miami Sweep.....at MIN.....at MIA
3-Game.....Never.....Never
4-Game.....Never.....Never

MILWAUKEE BREWERS

SERIES RESULTS, LAST 20 YEARS

YEAR	HOME	ROAD	TOTALS
1992	3-3	3-3	6-6
1993	4-2	1-5	5-7
1994	2-4	4-2	6-6
1995	3-3	1-6	4-9
1996	1-6	3-3	4-9
1997	4-2	3-3	7-5
1998	0-2	--	0-2
1999	--	2-0	2-0
2000	1-2	--	1-2
2001	--	2-1	2-1
2002	2-1	2-1	4-2
2003	2-1	1-2	3-3
2004	1-2	1-2	2-4
2005	2-1	1-2	3-3
2006	3-0	2-1	5-1
2007	1-2	2-1	3-3
2008	2-1	2-1	4-2
2009	3-0	2-1	5-1
2010	2-1	0-3	2-4
2011	2-1	0-3	2-4
TOTALS	113-95	98-111	213-206

Won-Lost Record at Stadium

Metropolitan Stadium (1970-1981)	41-35
Metrodome (1982-2009)	68-58
Target Field (2010-2011)	4-2
County Stadium (1970-2000)	83-93
Miller Park (2001-2011)	15-18



One Brewers Way, Milwaukee, WI 53214
(414) 902-4500, P.R. FAX: (414) 902-4053

Stadium (Capacity).....Miller Park (41,900)
Dimensions (L-C-R).....344-400-345

Chairman/Principal Owner.....Mark Attanasio
Executive Vice President/General Manager.....Doug Melvin
Field Manager.....Ron Roenicke
Vice President, Communications.....Tyler Barnes
Director, Media Relations.....Mike Vassallo
Manager, Media Relations.....John Steinmiller

2011 Record.....96-66, 1st, N.L. Central
2011 Twins vs. Milwaukee
6/24.....at MIL.....L.....3-4.....7/1.....MIN.....W.....6-2
6/25.....at MIL.....L.....1-11.....7/2.....MIN.....L.....7-8
6/26.....at MIL.....L.....2-6.....7/3.....MIN.....W.....9-7

Last Minnesota Sweep.....at MIN.....at MIL
3-Game.....5/22-24/09.....9/15-17/78
4-Game.....Never.....Never

Last Milwaukee Sweep.....at MIN.....at MIL
3-Game.....7/8-10/88.....6/24-26/11
4-Game.....5/17-20/96.....8/24-27/95

NEW YORK METS



ALL-TIME SERIES RESULTS

YEAR	HOME	ROAD	TOTALS
2002	---	1-2	1-2
2004	3-0	--	3-0
2007	--	2-1	2-1
2010	--	1-2	1-2
TOTALS	3-0	4-5	7-5

Won-Lost Record at Stadium

Metrodome (2004)	3-0
Shea Stadium (2002-2007)	3-3
Citi Field (2010)	1-2

Citi Field, Flushing, NY 11368
(718) 507-6387, P.R. FAX: (718) 507-6395

Stadium (Capacity)..... Citi Field (41,800)
Dimensions (L-C-R)..... 335-408-330

Chairman & Chief Executive Officer..... Fred Wilpon
General Manager..... Sandy Alderson
Field Manager..... Terry Collins
VP, Media Relations..... Jay Horwitz
Director, Media Relations..... Shannon Forde
Manager, Media Relations..... Ethan Wilson

2011 Record..... 77-85, 4th, N.L. East
2011 Twins vs. New York
None

Last Minnesota Sweep..... **at MIN**..... **at NYM**
3-Game..... 6/8-10/04..... Never
4-Game..... Never..... Never

Last New York Sweep..... **at MIN**..... **at NYM**
3-Game..... Never..... Never
4-Game..... Never..... Never

PHILADELPHIA PHILLIES



ALL-TIME SERIES RESULTS

YEAR	HOME	ROAD	TOTALS
2002	--	2-1	2-1
2004	1-2	--	1-2
2010	--	2-1	2-1
TOTALS	1-2	4-2	5-4

Won-Lost Record at Stadium

Metrodome (2004)	1-2
Veterans Stadium (2002)	2-1
Citizens Bank Park (2010)	2-1

One Citizens Bank Way, Philadelphia, PA 19148
(215) 463-6000, P.R. FAX: (215) 389-3050

Stadium (Capacity)..... Citizens Bank Park (43,647)
Dimensions (L-C-R)..... 329-401-330

President & Chief Executive Officer..... David Montgomery
Senior Vice President & General Manager..... Ruben Amaro, Jr.
Field Manager..... Charlie Manuel
Vice President, Communications..... Bonnie Clark
Director, Baseball Communications..... Greg Casterioto
Coordinator, Baseball Communications..... Kevin Gregg

2011 Record..... 102-60, 1st, N.L. East
2011 Twins vs. Philadelphia
None

Last Minnesota Sweep..... **at MIN**..... **at PHI**
3-Game..... Never..... Never
4-Game..... Never..... Never

Last Philadelphia Sweep..... **at MIN**..... **at PHI**
3-Game..... Never..... Never
4-Game..... Never..... Never

PITTSBURGH PIRATES



ALL-TIME SERIES RESULTS

YEAR	HOME	ROAD	TOTALS
1997	2-1	--	2-1
1998	--	1-2	1-2
1999	2-1	--	2-1
2000	--	1-2	1-2
2001	2-1	--	2-1
2006	--	3-0	3-0
2009	2-1	--	2-1
TOTALS	8-4	5-4	13-8

Won-Lost Record at Stadium

Metrodome (1997-2009)	8-4
Three Rivers Stadium (1998-2000)	2-4
PNC Park (2006)	3-0

115 Federal Street, Pittsburgh, PA 15212
(412) 323-5000, P.R. FAX: (412) 325-4413

Stadium (Capacity).....PNC Park (38,362)
Dimensions (L-C-R).....325-399-320

Chairman of the Board.....Bob Nutting
President.....Frank Coonelly
General Manager.....Neal Huntington
Field Manager.....Clint Hurdle
Director, Media Relations.....Jim Trdinich
Manager, Media Services.....Dan Hart

2011 Record.....72-90, 4th, N.L. Central

2011 Twins vs. Pittsburgh
None

Last Minnesota Sweep.....**at MIN**.....**at PIT**
3-Game.....Never.....6/16-18/06
4-Game.....Never.....Never

Last Pittsburgh Sweep.....**at MIN**.....**at PIT**
3-Game.....Never.....Never
4-Game.....Never.....Never

ST. LOUIS CARDINALS

ALL-TIME SERIES RESULTS

YEAR	HOME	ROAD	TOTALS
1997	--	0-3	0-3
1998	2-1	--	2-1
1999	--	2-1	2-1
2000	2-1	--	2-1
2001	--	0-3	0-3
2009	--	2-1	2-1
TOTALS	4-2	4-8	8-10

Won-Lost Record at Stadium

Metrodome (1998-2000)	4-2
Busch Stadium (1997-2001)	2-7
New Busch Stadium (2009)	2-1

700 Clark Street, St. Louis, MO 63102
(314) 345-9600, P.R. FAX: (314) 345-9530



Stadium (Capacity).....Busch Stadium (43,975)
Dimensions (L-C-R).....336-400-335

Chairman & Chief Executive Officer.....William O. DeWitt, Jr.
President.....Bill DeWitt III
Senior Vice President & General Manager.....John Mozeliak
Field Manager.....Mike Matheny
Director, Media Relations.....Brian Bartow
Manager, Media Relations and New Media.....Melody Yount

2011 Record.....90-72, 2nd, N.L. Central (wild card)

2011 Twins vs. St. Louis
None

Last Minnesota Sweep.....**at MIN**.....**at STL**
3-Game.....Never.....Never
4-Game.....Never.....Never

Last St. Louis Sweep.....**at MIN**.....**at STL**
3-Game.....Never.....7/15-17/01
4-Game.....Never.....Never

SAN DIEGO PADRES



ALL-TIME SERIES RESULTS

YEAR	HOME	ROAD	TOTALS
2003	--	2-1	2-1
2005	1-2	--	1-2
2008	--	3-0	3-0
2011	3-0	--	3-0
TOTALS	4-2	5-1	9-3

Won-Lost Record at Stadium

Metrodome (2005)	1-2
Target Field (2011)	3-0
Qualcomm Stadium (2003)	2-1
PETCO Park (2008)	3-0

100 Park Boulevard, San Diego, CA 92101
(619) 795-5000, P.R. FAX: (619) 795-5266

Stadium (Capacity).....PETCO Park (42,691)
Dimensions (L-C-R).....336-396-322

Chairman.....John Moores
Vice Chairman and Chief Executive Officer.....Jeff Moorad
Executive Vice President & General Manager.....Josh Byrnes
Field Manager.....Bud Black
Director, Communications.....Warren Miller
Manager, Communications.....Shana Wilson

2011 Record.....71-91, 5th, N.L. West
2011 Twins vs. San Diego
6/17 MIN W 6-5 6/19 MIN W 5-4
6/18 MIN W 1-0

Last Minnesota Sweep **at MIN** **at SD**
3-Game 6/17-19/11 6/24-26/08
4-Game Never Never

Last San Diego Sweep **at MIN** **at SD**
3-Game Never Never
4-Game Never Never

SAN FRANCISCO GIANTS

ALL-TIME SERIES RESULTS

YEAR	HOME	ROAD	TOTALS
2003	--	2-1	2-1
2005	1-2	--	1-2
2011	--	1-2	1-2
TOTALS	1-2	3-3	4-5

Won-Lost Record at Stadium

Metrodome (2005)	1-2
AT&T Park (2003-2011)	3-3



24 Willie Mays Plaza, San Francisco, CA 94107
(415) 972-2000, P.R. FAX: (415) 947-2800

Stadium (Capacity).....AT&T Park (41,915)
Dimensions (L-C-R).....339-399-309

Managing General Partner & Chief Executive Officer.....William Neukom
President & Chief Operating Officer.....Laurence Baer
Senior Vice President & General Manager.....Brian Sabean
Field Manager.....Bruce Bochy
Senior Director, Media Relations.....Jim Moorehead
Media Relations Coordinator.....Matt Chisholm

2011 Record.....86-76, 2nd, N.L. West
2011 Twins vs. San Francisco
6/21 at S.F. W 9-2 6/23 at S.F. L 1-2
6/22 at S.F. L 1-5

Last Minnesota Sweep **at MIN** **at SF**
3-Game Never Never
4-Game Never Never

Last San Francisco Sweep **at MIN** **at SF**
3-Game Never Never
4-Game Never Never

WASHINGTON NATIONALS



ALL-TIME SERIES RESULTS

YEAR	HOME	ROAD	TOTALS
2004	--	3-0 (Mon.)	3-0
2007	1-2	--	1-2
2008	3-0	--	3-0
TOTALS	4-2	3-0	7-2

Won-Lost Record at Stadium

Metrodome (2007-2008)	4-2
Olympic Stadium in Montreal (2004)	3-0

1500 South Capitol St., S.E., Washington, D.C. 20003
(202) 640-7000, P.R. FAX: (202) 640-7999

Stadium (Capacity)..... Nationals Park (41,888)
Dimensions (L-C-R)..... 336-404-335

Managing Principal Owner.....Theodore N. Lerner
Chief Operating Officer..... Andy Feffer
Executive Vice President..... Bob Wolfe
Executive VP of Baseball Operations & General Manager.....Mike Rizzo
Field Manager..... Davey Johnson
Senior Director, Baseball Information..... John Dever
Director, Baseball Media Relations..... Mike Gazda

2011 Record.....80-81, 3rd, N.L. East
2011 Twins vs. Washington
None

Last Minnesota Sweep..... at MIN..... at WAS
3-Game.....6/17-19/08.....6/15-17/04 (Montreal)
4-Game.....Never.....Never

Last Washington Sweep..... at MIN..... at WAS
3-Game.....Never.....Never
4-Game.....Never.....Never

MAJOR LEAGUE WAIVER RULES

There are four types of waiver requests: Trade Assignment Waivers, Outright Assignment Waivers, Optional Assignment Waivers and Unconditional Release Waivers

Trade Assignment Waivers (formerly Major League Waivers) – Are necessary for any player assignment between Major League clubs made from August 1 until the day after the close of the regular season. Waivers are required to trade any player during this time period. Prior to August 1, players may be traded from one organization to another without waivers.

Outright Assignment Waivers (formerly Outright or Special Waivers) – Are irrevocable and are required for a Major League Club to assign a Major League player outright (i.e., without right of recall) to a Minor League Club during certain periods through the year.

Optional Assignment Waivers (formerly Major League Waivers) – Are required in order for a Major League Club to assign a Major League player optionally (i.e., with right of recall) to a Minor League Club, if required by Rule 10(e)(4). Optional assignment waiver request may be revocable or irrevocable.

Unconditional Release Waivers - Can be secured at any point during the year.

TWINS IN INTERLEAGUE PLAY - 1997

DATE	OPPONENT	W/L	SCORE	WINNER	LOSER	RECORD	ALL-TIME
6/13	at Houston	W	8- 1	Radke	Wall	1- 0	1- 0
6/14	at Houston	W	6- 1	Robertson	Kile	2- 0	2- 0
6/15	at Houston	L	2- 3	Wagner	Guardado	2- 1	2- 1
6/16	Pittsburgh	L	6- 8	Schmidt	Aldred	2- 2	2- 2
6/17	Pittsburgh	W	13- 1	Hawkins	Loaiza	3- 2	3- 2
6/18	Pittsburgh	W	8- 2	Radke	Cordova	4- 2	4- 2
6/30	at St. Louis	L	1- 2	Morris	Robertson	4- 3	4- 3
7/ 1	at St. Louis	L	0- 2	Stottlemire	Hawkins	4- 4	4- 4
7/ 2	at St. Louis	L	1- 2	Petkosvek	Guardado	4- 5	4- 5
8/29	Cincinnati	L	3- 5	Tomko	Rodriguez	4- 6	4- 6
8/30	Cincinnati	W	4- 1	Hawkins	Morgan	5- 6	5- 6
8/31	Cincinnati	W	8- 6	Radke	White	6- 6	6- 6
9/ 1	at Chicago	W	7- 6	Trombley	Stevens	7- 6	7- 6
9/ 2	at Chicago	L	3- 9	Clark	Tewksbury	7- 7	7- 7
9/ 3	at Chicago	L	6-10	Gonzalez	Rodriguez	7- 8	7- 8

TWINS IN INTERLEAGUE PLAY - 1998

DATE	OPPONENT	W/L	SCORE	WINNER	LOSER	RECORD	ALL-TIME
6/ 5	at Pittsburgh	L	1- 6	Silva	Morgan	0- 1	7- 9
6/ 6	at Pittsburgh	L	3- 4	Loaiza	Aguilera	0- 2	7-10
6/ 7	at Pittsburgh	W	3- 2	Serafini	Schmidt	1- 2	8-10
6/ 8	Chicago	L	1- 8	Clark	Hawkins	1- 3	8-11
6/ 9	Chicago	W	8- 0	Radke	Wood	2- 3	9-11
6/10	Chicago	W	5- 1	Morgan	Trachsel	3- 3	10-11
6/22	at Houston	W	5- 3	Milton	Lima	4- 3	11-11
6/23	at Houston	L	0- 9	Reynolds	Tewksbury	4- 4	11-12
6/24	Milwaukee	L	1- 3	Woodard	Hawkins	4- 5	11-13
6/25	Milwaukee	L	2- 9	Eldred	Radke	4- 6	11-14
6/26	St. Louis	W	5- 1	Swindell	Acevedo	5- 6	12-14
6/27	St. Louis	L	2- 7	Stottlemire	Milton	5- 7	12-15
6/28	St. Louis	W	3- 2	Carrasco	Bottenfield	6- 7	13-15
6/30	at Cincinnati	L	3- 6	Tomko	Hawkins	6- 8	13-16
7/ 1	at Cincinnati	W	2- 1	Radke	Sullivan	7- 8	14-16
7/ 2	at Cincinnati	L	7- 8	Shaw	Aguilera	7- 9	14-17

TWINS IN INTERLEAGUE PLAY - 1999

DATE	OPPONENT	W/L	SCORE	WINNER	LOSER	RECORD	ALL-TIME
6/ 4	Houston	L	6- 7	Hampton	Trombley	0- 1	14-18
6/ 5	Houston	L	5- 6	Elarton	Mays	0- 2	14-19
6/ 6	Houston	W	13- 6	Sampson	Bergman	1- 2	15-19
6/ 7	Cincinnati	W	8- 6	Lincoln	Avery	2- 2	16-19
6/ 8	Cincinnati	W	5- 2	Radke	Villone	3- 2	17-19
6/ 9	Cincinnati	L	1- 3	Tomko	Milton	3- 3	17-20
6/11	at Milwaukee	W	9- 7	Wells	Weathers	4- 3	18-20
6/12	at Milwaukee	W	8- 6	Sampson	Eldred	5- 3	19-20
7/ 9	Pittsburgh	W	5- 4	Radke	Silva	6- 3	20-20
7/10	Pittsburgh	W	5- 4	Guardado	Williams	7- 3	21-20
7/11	Pittsburgh	L	2-10	Ritchie	Mays	7- 4	21-21
7/15	at Chicago	L	3- 9	Sanders	Radke	7- 5	21-22
7/16	at Chicago	L	10-11	Adams	Trombley	7- 6	21-23
7/17	at Chicago	W	8- 0	Mays	Mulholland	8- 6	22-23
7/18	at St. Louis	W	5- 2	Hawkins	Oliver	9- 6	23-23
7/19	at St. Louis	L	4- 8	Mercker	Lincoln	9- 7	23-24
7/20	at St. Louis	W	4- 2	Radke	Luebbers	10- 7	24-24

TWINS IN INTERLEAGUE PLAY - 2000

DATE	OPPONENT	W/L	SCORE	WINNER	LOSER	RECORD	ALL-TIME
6/ 2	at Cincinnati	L	3- 4	Bell	Mays	0- 1	24-25
6/ 3	at Cincinnati	L	3- 9	Neagle	Bergman	0- 2	24-26
6/ 4	at Cincinnati	L	2- 3	Graves	Hawkins	0- 3	24-27
6/ 5	at Houston	L	2- 8	Elarton	Radke	0- 4	24-28
6/ 6	at Houston	W	3- 1	Santana	Lima	1- 4	25-28
6/ 7	at Houston	W	2- 0	Mays	Reynolds	2- 4	26-28
6/ 9	Milwaukee	W	9- 6	Bergman	Wright	3- 4	27-28
6/10	Milwaukee	L	3- 5	Haynes	Redman	3- 5	27-29
6/11	Milwaukee	L	3- 5	Snyder	Radke	3- 6	27-30
7/ 7	at Pittsburgh	L	6- 8	Christiansen	Wells	3- 7	27-31
7/ 8	at Pittsburgh	L	1- 4	Benson	Milton	3- 8	27-32
7/ 9	at Pittsburgh	W	3- 2	Redman	Silva	4- 8	28-32
7/13	Chicago	W	5- 1	Radke	Valdes	5- 8	29-32
7/14	Chicago	L	2- 6	Lieber	Milton	5- 9	29-33
7/15	Chicago	L	4- 8	Tapani	Mays	5-10	29-34
7/16	St. Louis	W	5- 2	Redman	Ankiel	6-10	30-34
7/17	St. Louis	L	3- 8	Hentgen	Lincoln	6-11	30-35
7/18	St. Louis	W	3- 2	Radke	Benes, An	7-11	31-35

TWINS IN INTERLEAGUE PLAY - 2001

DATE	OPPONENT	W/L	SCORE	WINNER	LOSER	RECORD	ALL-TIME
6/ 8	Pittsburgh	W	8- 6	Carrasco	Olivares	1- 0	32-35
6/ 9	Pittsburgh	W	3- 2	Mays	Anderson	2- 0	33-35
6/10	Pittsburgh	L	8-11	Sauerbeck	Miller	2- 1	39-36
6/12	Houston	W	7- 0	Radke	Elarton	3- 1	34-36
6/13	Houston	W	3- 1	Milton	Reynolds	4- 1	35-36
6/14	Houston	L	3- 8	Oswalt	Mays	4- 2	36-37
6/15	at Chicago	L	3- 5	Tavarez	Romero	4- 3	36-38
6/16	at Chicago	L	4-11	Lieber	Thomas	4- 4	36-39
6/17	at Chicago	L	4- 5	Wood	Radke	4- 5	36-40
7/ 6	Cincinnati	W	5- 4	Guardado	Nichting	5- 5	36-40
7/ 7	Cincinnati	W	7- 6	Wells	Brower	6- 5	37-40
7/ 8	Cincinnati	W	7- 1	Radke	Dessens	7- 5	38-40
7/12	at Milwaukee	W	13- 5	Lohse	Haynes	8- 5	39-40
7/13	at Milwaukee	L	3- 6	Levrault	Radke	8- 6	39-41
7/14	at Milwaukee	W	5- 3	Wells	Weathers	9- 6	40-41
7/15	at St. Louis	L	1- 5	Hermanson	Mays	9- 7	40-42
7/16	at St. Louis	L	3- 4	Kline	Miller	9- 8	40-43
7/17	at St. Louis	L	2- 4	Kile	Lohse	9- 9	40-44

TWINS IN INTERLEAGUE PLAY - 2002

DATE	OPPONENT	W/L	SCORE	WINNER	LOSER	RECORD	ALL-TIME
6/ 7	Florida	W	12- 7	Santana	Dempster	1- 0	41-44
6/ 8	Florida	W	5- 3	Kinney	Olsen	2- 0	42-44
6/ 9	Florida	L	3- 6	Tavarez	Reed	2- 1	42-45
6/10	Atlanta	W	6- 5	Fiore	Ligtenberg	3- 1	43-45
6/11	Atlanta	L	0-11	Glavine	Lohse	3- 2	43-46
6/12	Atlanta	L	2- 3	Moss	Santana	3- 3	43-47
6/14	at Milwaukee	L	5- 7	King	Jackson	3- 4	43-48
6/15	at Milwaukee	W	5- 2	Milton	Wright	4- 4	44-48
6/16	at Milwaukee	W	7- 6	Fiore	Figueroa	5- 4	45-48
6/18	at New York	W	6- 1	Santana	D'Amico	6- 4	46-48
6/19	at New York	L	2- 4	Leiter	Kinney	6- 5	46-49
6/20	at New York	L	2- 3	Trachsel	Fiore	6- 6	46-50
6/21	at Philadelphia	L	0- 3	Duckworth	Lohse	6- 7	46-51
6/22	at Philadelphia	W	4- 1	Hawkins	Plesac	7- 7	47-51
6/23	at Philadelphia	W	5- 1	Fiore	Wolf	8- 7	48-51
6/28	Milwaukee	W	5- 1	Santana	Sheets	9- 7	49-51
6/29	Milwaukee	L	2-10	Cabrera	Kinney	9- 8	49-52
6/30	Milwaukee	W	4- 3	Milton	Rusch	10- 8	50-52

TWINS IN INTERLEAGUE PLAY - 2003

DATE	OPPONENT	W/L	SCORE	WINNER	LOSER	RECORD	ALL-TIME
6/ 3	at San Francisco	W	6- 4	Mays	Moss	1- 0	51-52
6/ 4	at San Francisco	L	3- 4	Worrell	Rincon	1- 1	51-53
6/ 5	at San Francisco	W	5- 2	Lohse	Fopper	2- 1	52-53
6/ 6	at San Diego	W	7- 5	Romero	Beck	3- 1	53-53
6/ 7	at San Diego	W	6- 2	Santana	Loewer	4- 1	54-53
6/ 8	at San Diego	L	4- 9	Lawrence	Hawkins	4- 2	54-54
6/10	Colorado	L	0- 5	Jennings	Radke	4- 3	54-55
6/11	Colorado	W	7- 4	Lohse	Cook	5- 3	55-55
6/12	Colorado	W	15- 3	Rogers	Oliver	6- 3	56-55
6/13	Arizona	W	3- 1	Santana	Webb	7- 3	57-55
6/14	Arizona	L	2- 9	Batista	Mays	7- 4	57-56
6/15	Arizona	L	8-12	Koplove	Hawkins	7- 5	57-57
6/20	at Milwaukee	L	2- 3	Leskanic	Rincon	7- 6	57-58
6/21	at Milwaukee	L	1- 8	Franklin	Lohse	7- 7	57-59
6/22	at Milwaukee	W	8- 3	Rogers	Kinney	8- 7	58-59
6/27	Milwaukee	L	1-13	Kinney	Lohse	8- 8	58-60
6/28	Milwaukee	W	5- 2	Rogers	Burba	9- 8	59-60
6/29	Milwaukee	W	5- 4	Hawkins	Delean	10- 8	60-60

TWINS IN INTERLEAGUE PLAY - 2004

DATE	OPPONENT	W/L	SCORE	WINNER	LOSER	RECORD	ALL-TIME
6/ 8	New York	W	2- 1	Rincon	Stanton	1- 0	61-60
6/ 9	New York	W	5- 3	Santana	Trachsel	2- 0	62-60
6/10	New York	W	3- 2	Balfour	Bottalico	3- 0	63-60
6/11	Philadelphia	L	6-11	Worrell	Mulholland	3- 1	63-61
6/12	Philadelphia	W	6- 1	Silva	Millwood	4- 1	64-61
6/13	Philadelphia	L	1- 2	Cormier	Fultz	4- 2	64-62
6/15	at Montreal	W	8- 2	Santana	Day	5- 2	65-62
6/16	at Montreal	W	9- 4	Rincon	Fikac	6- 2	66-62
6/17	at Montreal	W	6- 4	Fultz	Hernandez	7- 2	67-62
6/18	at Milwaukee	L	1- 4	Sheets	Silva	7- 3	67-63
6/19	at Milwaukee	L	6- 7	Vizcaino	Mulholland	7- 4	67-64
6/20	at Milwaukee	W	4- 2	Santana	Santos	8- 4	68-64
6/25	Milwaukee	W	6- 3	Santana	Obermueller	9- 4	69-64
6/26	Milwaukee	L	2- 7	Santos	Guerrier	9- 5	69-65
6/27	Milwaukee	L	3- 7	Davis	Lohse	9- 6	69-66
7/ 2	at Arizona	W	6- 5	Romero	Randolph	10- 6	70-66
7/ 3	at Arizona	W	8- 4	Mulholland	Good	11- 6	71-66
7/ 4	at Arizona	L	2- 6	Johnson	Silva	11- 7	71-67

TWINS IN INTERLEAGUE PLAY - 2005

DATE	OPPONENT	W/L	SCORE	WINNER	LOSER	RECORD	ALL-TIME
5/20	Milwaukee	W	7- 1	Silva	Glover	1- 0	72-67
5/21	Milwaukee	L	0- 6	Davis	Radke	1- 1	72-68
5/22	Milwaukee	W	6- 5	Crain	Wise	2- 1	73-68
6/ 7	at Arizona	W	9- 8	Rincon	Valverde	3- 1	74-68
6/ 8	at Arizona	W	10- 0	Santana	Vargas	4- 1	75-68
6/ 9	at Arizona	L	3- 4	Vazquez	Lohse	4- 2	75-69
6/10	at Los Angeles	L	5- 6	Gagne	Mulholland	4- 3	75-70
6/11	at Los Angeles	W	5- 3	Silva	Lowe	5- 3	76-70
6/12	at Los Angeles	L	3- 4	Houlton	Radke	5- 4	76-71
6/14	San Francisco	W	4- 3	Crain	Fassero	6- 4	77-71
6/15	San Francisco	L	4- 8	Lowry	Lohse	6- 5	77-72
6/16	San Francisco	L	7-14	Christiansen	Nathan	6- 6	77-73
6/17	San Diego	W	5- 4	Rincon	Reyes	7- 6	78-73
6/18	San Diego	L	2- 7	Lawrence	Radke	7- 7	78-74
6/19	San Diego	L	1- 5	May	Santana	7- 8	78-75
6/24	at Milwaukee	L	1- 3	Capuano	Radke	7- 9	78-76
6/25	at Milwaukee	L	6- 7	Wise	Santana	7-10	78-77
6/26	at Milwaukee	W	5- 2	Lohse	Santos	8-10	79-77

TWINS IN INTERLEAGUE PLAY - 2006

DATE	OPPONENT	W/L	SCORE	WINNER	LOSER	RECORD	ALL-TIME
5/19	at Milwaukee	W	7- 1	Liriano	Davis	1- 0	80-77
5/20	at Milwaukee	W	16-10	Baker	Hendrickson	2- 0	81-77
5/21	at Milwaukee	L	3- 5	Capuano	Crain	2- 1	81-78
6/16	at Pittsburgh	W	4- 2	Liriano	Snell	3- 1	82-78
6/17	at Pittsburgh	W	5- 3	Crain	Marte	4- 1	83-78
6/18	at Pittsburgh	W	8- 2	Santana	Perez	5- 1	84-78
6/20	at Houston	W	6- 5	Nathan	Miller	6- 1	85-78
6/21	at Houston	L	3- 5	Wheeler	Lohse	6- 2	85-79
6/22	at Houston	W	4- 2	Liriano	Clemens	7- 2	86-79
6/23	Chicago	W	7- 2	Santana	Marmol	8- 2	87-79
6/24	Chicago	W	3- 0	Bonser	Prior	9- 2	88-79
6/25	Chicago	W	8- 1	Radke	Marshall	10- 2	89-79
6/26	Los Angeles	W	8- 2	Silva	Billingsley	11- 2	90-79
6/27	Los Angeles	W	9- 2	Liriano	Lowe	12- 2	91-79
6/28	Los Angeles	W	6- 3	Santana	Perez	13- 2	92-79
6/30	Milwaukee	W	8- 2	Radke	Villanueva	14- 2	93-79
7/ 1	Milwaukee	W	10- 7	Rincon	Turnbow	15- 2	94-79
7/ 2	Milwaukee	W	8- 0	Liriano	Jackson	16- 2	95-79

DID YOU Know?

...that the Twins have the fifth-most wins (148) in Interleague history since its inception in 1997. The New York Yankees lead the way (157) followed by the Chicago White Sox (154), Los Angeles Angels (152) and the Boston Red Sox (150).

TWINS IN INTERLEAGUE PLAY - 2007

DATE	OPPONENT	W/L	SCORE	WINNER	LOSER	RECORD	ALL-TIME
5/18	at Milwaukee	W	8- 1	Bonser	Capuano	1- 0	96-79
5/19	at Milwaukee	W	5- 2	Baker	Busch	2- 0	97-79
5/20	at Milwaukee	L	5- 6	Wise	Reyes	2- 1	97-80
6/ 8	Washington	L	5- 8	Simontacchi	Silva	2- 2	97-81
6/ 9	Washington	L	1- 3	Speigner	Santana	2- 3	97-82
6/10	Washington	W	6- 3	Bonser	Bacsik	3- 3	98-82
6/12	Atlanta	W	7- 3	Slowey	Davies	4- 3	99-82
6/13	Atlanta	W	6- 0	Silva	James	5- 3	100-82
6/14	Atlanta	W	3- 2	Reyes	Wickman	6- 3	101-82
6/15	Milwaukee	L	3-11	Vargas	Baker	6- 4	101-83
6/16	Milwaukee	L	2- 5	Bush	Bonser	6- 5	101-84
6/17	Milwaukee	W	10- 9	Nathan	Spurling	7- 5	102-84
6/18	at New York	L	1- 8	Maine	Silva	7- 6	102-85
6/19	at New York	W	9- 0	Santana	Sosa	8- 6	103-85
6/20	at New York	W	6- 2	Baker	Perez	9- 6	104-85
6/22	at Florida	L	4- 5	Benitez	Rincon	9- 7	104-86
6/23	at Florida	W	11- 1	Silva	Johnson	10- 7	105-86
6/24	at Florida	W	7- 4	Santana	Kim	11- 7	106-86

TWINS IN INTERLEAGUE PLAY - 2008

DATE	OPPONENT	W/L	SCORE	WINNER	LOSER	RECORD	ALL-TIME
5/16	at Colorado	W	4- 2	Blackburn	Jimenez	1- 0	107-86
5/17	at Colorado	L	2- 3	Herges	Hernandez	1- 1	107-87
5/18	at Colorado	L	2- 6	Francis	Slowey	1- 2	107-88
6/13	at Milwaukee	W	10- 2	Slowey	Bush	2- 2	108-88
6/14	at Milwaukee	W	9- 4	Bass	Tavarez	3- 2	109-88
6/15	at Milwaukee	L	2- 4	McClung	Baker	3- 3	109-89
6/17	Washington	W	2- 1	Hernandez	Lannan	4- 3	110-89
6/18	Washington	W	11- 2	Slowey	Bergmann	5- 3	111-89
6/19	Washington	W	9- 3	Perkins	Hill	6- 3	112-89
6/20	Arizona	W	7- 2	Baker	Johnson	7- 3	113-89
6/21	Arizona	W	6- 1	Blackburn	Owings	8- 3	114-89
6/22	Arizona	W	5- 3	Hernandez	Webb	9- 3	115-89
6/24	at San Diego	W	3- 1	Reyes	Hoffman	10- 3	116-89
6/25	at San Diego	W	9- 3	Perkins	Maddux	11- 3	117-89
6/26	at San Diego	W	4- 3	Baker	Banks	12- 3	118-89
6/27	Milwaukee	W	7- 6	Guerrier	Mota	13- 3	119-89
6/28	Milwaukee	L	1- 5	Parra	Hernandez	13- 4	119-90
6/29	Milwaukee	W	5- 0	Slowey	Sheets	14- 4	120-90

TWINS IN INTERLEAGUE PLAY - 2009

DATE	OPPONENT	W/L	SCORE	WINNER	LOSER	RECORD	ALL-TIME
5/22	Milwaukee	W	11- 3	Slowey	Parra	1- 0	121-90
5/23	Milwaukee	W	6- 2	Swarzak	Looper	2- 0	122-90
5/24	Milwaukee	W	6- 3	Baker	Bush	3- 0	123-90
6/12	at Chicago	W	7- 4	Slowey	Wells	4- 0	124-90
6/13	at Chicago	W	2- 0	Swarzak	Harden	5- 0	125-90
6/14	at Chicago	L	2- 3	Marmol	Crain	5- 1	125-91
6/16	Pittsburgh	W	8- 2	Perkins	Maholm	6- 1	126-91
6/17	Pittsburgh	L	2- 8	Snell	Liriano	6- 2	126-92
6/18	Pittsburgh	W	5- 1	Blackburn	Duke	7- 2	127-92
6/19	Houston	W	5- 2	Slowey	Oswalt	8- 2	128-92
6/20	Houston	L	5- 6	Moehler	Henn	8- 3	128-93
6/21	Houston	L	1- 4	Rodriguez	Perkins	8- 4	128-94
6/23	at Milwaukee	W	7- 3	Liriano	Suppan	9- 4	129-94
6/24	at Milwaukee	L	3- 4	Coffey	Blackburn	9- 5	129-95
6/25	at Milwaukee	W	6- 4	Baker	Burns	10- 5	130-95
6/26	at St. Louis	W	3- 1	Perkins	Wainwright	11- 5	131-95
6/27	at St. Louis	L	3- 5	Kinney	Slowey	11- 6	131-96
6/28	at St. Louis	W	6- 2	Liriano	Pineiro	12- 6	132-96

UMPIRE INTERVIEW POLICY

Major League umpires shall cooperate with the news media concerning controversial plays, protested games, and unusual incidents, ejections, etc. Any unusual plays should be explained to the press box, usually between innings. Umpires are available for post-game interviews relative to unusual or controversial happenings. The senior umpire is in charge of such interviews and will act as a spokesman for the 'crew'.

TWINS IN INTERLEAGUE PLAY - 2010

DATE	OPPONENT	W/L	SCORE	WINNER	LOSER	RECORD	ALL-TIME
5/21	Milwaukee	W	15-3	Blackburn	Bush	1-0	133-96
5/22	Milwaukee	W	8-7	Crain	Parra	2-0	134-96
5/23	Milwaukee	L	3-4	Parra	Pavano	2-1	134-97
6/11	Atlanta	W	2-1	Liriano	Hudson	3-1	135-97
6/12	Atlanta	L	2-3	Venters	Guerrier	3-2	135-98
6/13	Atlanta	L	3-7	Medlen	Slowey	3-3	135-99
6/15	Colorado	W	9-3	Pavano	Cook	4-3	136-99
6/16	Colorado	W	2-1	Baker	Chacin	5-3	137-99
6/17	Colorado	L	1-5	Jimenez	Liriano	5-4	137-100
6/18	at Philadelphia	L	5-9	Blanton	Blackburn	5-5	137-101
6/19	at Philadelphia	W	13-10	Rauch	Baez	6-5	138-101
6/20	at Philadelphia	W	4-1	Pavano	Halladay	7-5	139-101
6/22	at Milwaukee	L	5-7	Narveson	Baker	7-6	139-102
6/23	at Milwaukee	L	3-5	Parra	Liriano	7-7	139-103
6/24	at Milwaukee	L	0-5	Gallardo	Blackburn	7-8	139-104
6/25	at New York	L	2-5	Pelfrey	Slowey	7-9	139-105
6/26	at New York	W	6-0	Pavano	Santana	8-9	140-105
6/27	at New York	L	0-6	Niese	Baker	8-10	140-106

TWINS IN INTERLEAGUE PLAY - 2011

DATE	OPPONENT	W/L	SCORE	WINNER	LOSER	RECORD	ALL-TIME
5/20	at Arizona	L	7-8	Kennedy	Duensing	0-1	140-107
5/21	at Arizona	L	6-9	Heilman	Capps	0-2	140-108
5/22	at Arizona	L	2-3	Hudson	Burnett	0-3	140-109
6/17	San Diego	W	6-5	Duensing	Richard	1-3	141-109
6/18	San Diego	W	1-0	Baker	Stauffer	2-3	142-109
6/19	San Diego	W	5-4	Burnett	Qualls	3-3	143-109
6/21	at San Francisco	W	9-2	Pavano	Bumgarner	4-3	144-109
6/22	at San Francisco	L	1-5	Vogelsong	Blackburn	4-4	144-110
6/23	at San Francisco	L	1-2	Lincecum	Duensing	4-5	144-111
6/24	at Milwaukee	L	3-4	Wolf	Baker	4-6	144-112
6/25	at Milwaukee	L	1-11	Gallardo	Liriano	4-7	144-113
6/26	at Milwaukee	L	2-6	Narveson	Pavano	4-8	144-114
6/27	Los Angeles (NL)	L	0-15	Billingsley	Blackburn	4-9	144-115
6/28	Los Angeles (NL)	W	6-4	Duensing	Lilly	5-9	145-115
6/29	Los Angeles (NL)	W	1-0	Baker	De La Rosa	6-9	146-115
7/ 1	Milwaukee	W	6-2	Liriano	Gallardo	7-9	147-115
7/ 2	Milwaukee	L	7-8	Capps	Saito	7-10	147-116
7/ 3	Milwaukee	W	9-7	Dumatrait	Loe	8-10	148-116

TWINS' HIGH-LOWS IN INTERLEAGUE PLAY THROUGH 2011

PITCHERS HITTING

TEAM RECORDS

YEAR	AVG	AB	R	H	2B	3B	HR	RBI	SH	SF	BB	SO
1997	.111	18	0	2	0	0	0	1	1	0	0	6
1998	.313	16	1	5	0	0	0	1	0	0	0	9
1999	.056	18	0	1	0	0	0	0	0	0	3	8
2000	.176	17	1	3	2	0	0	0	2	0	0	9
2001	.353	17	2	6	2	0	0	1	1	0	0	4
2002	.227	22	0	5	0	0	0	1	1	0	1	6
2003	.200	20	1	4	0	0	0	0	5	0	2	7
2004	.143	21	0	3	0	0	0	2	2	0	0	8
2005	.091	22	1	2	0	0	0	0	2	0	0	5
2006	.105	19	1	2	0	0	0	1	3	0	1	10
2007	.080	25	2	2	1	1	0	1	5	0	1	5
2008	.316	19	2	6	1	0	0	3	5	0	0	5
2009	.000	21	0	0	0	0	0	0	5	0	1	10
2010	.176	17	0	3	0	0	0	0	5	0	0	9
2011	.157	19	0	3	1	0	0	1	0	0	1	7
TOTALS	.162	291	11	47	7	1	0	12	37	0	10	108

Last Minnesota Sweep.....	3-0, 6/17-19/11 vs. S.D.
Last Sweep of Minnesota.....	0-3, 6/24-26/10 at Mil.
Largest Margin, Victory.....	12 runs, 3x, 5/21/10 vs. Mil. (15-3)
Largest Margin, Defeat.....	15 runs, 6/27/11 vs. LAD. (0-15)
Most Runs Scored.....	16, 5/20/06 at Mil.
Most Runs Allowed.....	15, 6/27/11 vs. LAD.
Twins' Home Record.....	83-48
Twins' Road Record.....	65-68

INDIVIDUAL HIGHS

PITCHING

HITTING

WINS, Career.....	16, Santana
Season.....	5, Liriano, ('06)
LOSSES, Career.....	11, Radke
Season.....	4, Radke ('05)
SAVES, Career.....	27, Nathan
Season.....	6, 4x, last Nathan ('09)
STRIKEOUTS, Career.....	191, Santana
Season.....	43, Liriano ('06)

AVERAGE (min. 150 PA), Career.....	.346, Young
Season.....	.492, Mauer ('06)
HITS, Career.....	144, Hunter
Season.....	30, Mauer ('06)
HR, Career.....	29, Hunter
Season.....	7, Hunter ('05)
RBI, Career.....	97, Hunter
Season.....	20, Cuddyer/Morneau ('06)

HISTORY AND RECORDS



TWINS' ANNUAL TEAM BATTING

YEAR	AVG	G	AB	R	H	2B	3B	HR	RBI	SH	SF	HP	BB	SO	SB	GDP
1961	.250	161	5417	707	1353	215	40	167	665	67	42	33	597	840	47	141
1962	.260	*163	5561	798	1445	215	39	185	758	71	50	31	649	823	33	129
1963	*.255	161	5531	+767	*1408	223	35	+225	+722	84	30	41	547	912	32	116
1964	.252	163	5610	*737	1413	227	46	+221	*707	74	37	44	553	1019	46	120
1965	*.254	*162	5488	*774	*1396	*257	42	150	*711	77	+59	35	554	969	92	93
1966	.249	162	5390	663	1341	219	33	144	611	49	44	39	513	844	67	*138
1967	.240	+164	5458	671	1309	*216	48	131	619	66	34	46	512	976	55	114
1968	.237	162	5373	562	1274	207	*41	105	522	69	38	49	445	966	98	106
1969	*.268	162	+5677	*790	*1520	+246	32	163	*733	65	40	43	599	906	115	114
1970	*.262	162	5483	744	1438	230	*41	153	694	79	38	42	501	905	57	132
1971	.260	160	*5414	654	1406	197	31	116	618	64	57	25	512	846	66	+159
1972	.244	154	*5234	537	1277	182	31	93	506	73	28	35	478	905	53	129
1973	+ .270	+162	*5625	738	+1521	*240	44	120	688	34	40	34	598	954	87	+150
1974	.272	+163	*5632	673	*1530	190	37	111	632	64	40	46	520	791	74	+159
1975	.271	159	5514	724	1497	215	28	121	669	62	46	40	563	746	81	127
1976	*.274	+162	*5574	*743	*1526	222	51	81	691	*93	49	41	550	714	146	121
1977	+ .282	161	*5639	+867	+1588	273	60	123	804	81	56	43	563	754	105	115
1978	.267	162	5522	666	1472	259	47	82	621	*109	55	33	604	684	99	139
1979	.278	*162	5544	764	1544	256	46	112	714	+142	53	31	526	693	66	116
1980	.265	161	5530	670	1468	252	46	99	634	92	51	21	436	703	62	151
1981	.240	*110	3676	378	884	147	*36	47	359	36	27	11	275	497	34	95
1982	.257	162	5544	657	1427	234	44	148	624	22	51	24	474	887	38	149
1983	.261	162	5601	709	1463	280	41	141	671	29	45	29	467	802	44	150
1984	.265	162	5562	673	1473	259	33	114	636	26	58	24	437	735	39	138
1985	.264	162	5509	705	1453	282	41	141	678	39	47	31	502	779	68	117
1986	.261	162	5531	741	1446	257	39	196	700	44	38	37	501	977	81	123
1987	.261	+162	5441	786	1422	258	35	196	733	47	39	38	523	898	113	128
1988	.274	*162	5510	759	1508	294	31	151	710	37	50	55	528	832	107	130
1989	.276	162	5581	740	1542	278	35	117	691	51	58	39	478	743	111	126
1990	.265	+162	5499	666	1458	281	39	100	625	40	49	+53	445	749	96	148
1991	+ .280	162	5556	776	+1557	270	42	140	733	44	49	40	526	747	107	157
1992	+ .277	162	5582	747	+1544	275	27	104	701	46	59	+53	527	834	123	130
1993	.264	162	5601	693	1480	261	27	121	642	27	37	51	493	850	83	+150
1994	.276	113	3952	594	1092	239	23	103	556	22	34	*41	359	635	94	93
1995	.279	144	5005	703	1398	270	34	120	662	18	36	58	471	916	105	152
1996	.288	162	5673	877	1633	332	+47	118	812	20	63	65	576	958	143	172
1997	.270	162	5634	772	1522	305	40	132	730	20	56	60	495	1121	151	117
1998	.266	162	5641	734	1499	285	32	115	691	18	52	45	506	915	112	+155
1999	.264	161	5495	686	1450	285	30	105	643	24	56	49	500	978	118	151
2000	.270	162	5615	748	1516	325	*49	116	711	24	51	35	556	1021	90	143
2001	.272	162	5560	771	1514	328	38	164	717	25	38	64	495	1083	146	124
2002	.272	161	5582	768	1518	+348	36	167	731	34	52	56	472	1089	79	121
2003	.277	162	5655	801	1567	318	*45	155	755	42	52	63	512	1027	94	139
2004	.266	162	5623	780	1494	310	24	191	735	46	40	64	513	982	116	130
2005	.259	162	5564	688	1441	269	32	134	644	42	42	59	485	978	102	+155
2006	+ .287	162	5602	#801	1608	275	34	143	754	31	55	50	490	872	101	163
2007	.264	162	5522	718	1460	273	36	118	671	34	45	48	512	839	112	149
2008	.279	#163	5641	829	1572	298	49	111	791	52	72	36	529	979	102	142
2009	.274	#163	5608	817	1539	271	40	172	770	51	57	45	585	1021	85	147
2010	.273	162	5568	781	1521	318	*41	142	749	38	53	39	559	967	68	159
2011	.247	162	5487	619	1357	259	25	103	572	31	25	37	440	1048	92	115
Totals	.266		278,836		74,084		1,943		34,516		2,373		26,051	44,709	4,435	6,834

(+ — Denotes major league leadership; # — Denotes tie for major league leadership; * — Denotes league leadership.)

TWINS' YEARLY PINCH-HIT LEADERS

YEAR	PLAYER	PINCH-HITS	YEAR	PLAYER	PINCH-HITS	YEAR	PLAYER	PINCH-HITS
1961	Julio Becquer	11	1980	Jose Morales	13	1997	Greg Myers	7
1962	Don Mincher	9	1981	Glenn Adams	6	1998	Alex Ochoa	5
1963	Jimmie Hall	5	1982	Jesus Vega	5	1999	Corey Koskie	6
1964	Frank Kostro	10	1983	Dave Engle	6	2000	Midre Cummings	11
1965	Sandy Valdespino	10	1984	Darrell Brown	10	2001	Jacque Jones	5
1966	Rich Rollins	8	1985	Roy Smalley	7	2002	Bobby Kielty	8
1967	Rich Reese	13	1986	Randy Bush	13	2003	Justin Morneau	5
1968	Rich Rollins	8	1987	Randy Bush	7	2004	Jose Offerman	12
1969	Rick Renick	8	1988	Randy Bush	6	2005	Lew Ford	4
1970	Charlie Manuel	9		John Moses			Michael Ryan	
1971	Steve Braun	7	1989	Carmelo Castillo	8	2006	Joe Mauer	2
1972	Charlie Manuel	7		John Moses			Luis Rodriguez	
	Jim Nettles		1990	Shane Mack	7		Terry Tiffe	
1973	Jim Holt	5		John Moses		2007	Jason Tynes	5
1974	Harmon Killebrew	12	1991	Randy Bush	13	2008	Jason Kubel	6
1975	Danny Walton	7	1992	Randy Bush	9	2009	Jose Morales	6
1976	Tony Oliva	7	1993	Chip Hale	7	2010	Jim Thome	7
1977	Craig Kuscik	10	1994	Chip Hale	11	2011	Ben Revere	3
1978	Jose Morales	14	1995	Chip Hale	14		Jim Thome	
1979	Jose Morales	9	1996	Chip Hale	19			

TWINS' ANNUAL TEAM PITCHING

YEAR	W	L	FRA	CG	SH	SV	IP	AB	H	BAA	R	ER	HR	HB	BB	SO	WP	BK
1961	70	90	4.28	49	14	23	1432.1	5517	1415	.256	778	681	163	45	570	917	41	1
1962	91	71	3.90	*53	11	27	1462.1	5524	1400	.253	713	633	166	43	493	*949	55	3
1963	91	70	3.28	58	13	30	1446.1	5468	1322	.242	602	527	162	24	459	941	*57	3
1964	79	83	3.58	*47	4	24	1478.1	5600	1361	.243	678	588	181	31	545	1098	+73	3
1965	+102	60	3.14	32	12	45	1457.1	5444	1278	.235	600	508	+166	27	503	934	44	2
1966	89	73	3.13	+52	11	27	1438.2	5374	1246	.232	581	501	139	27	392	1016	52	1
1967	91	71	3.15	58	18	24	1461.0	5509	1336	.243	590	511	115	40	396	1089	49	3
1968	79	83	2.90	45	13	29	1428.1	5325	1221	.229	546	461	92	42	412	992	52	6
1969	97	65	3.24	41	8	*43	+1497.2	5636	1388	.246	618	539	119	38	524	906	48	1
1970	98	64	3.23	26	12	*58	1448.1	5450	1329	.244	605	520	130	37	486	940	38	4
1971	74	86	3.81	43	9	25	1416.2	5385	1384	.257	670	600	139	40	529	895	42	3
1972	77	77	2.86	37	17	34	1399.1	5164	1188	.230	535	444	105	37	444	838	26	*5
1973	81	81	3.77	48	+18	34	1451.2	5561	1443	.259	692	608	115	36	519	879	61	5
1974	82	80	3.64	43	11	+29	1455.1	5529	1436	.260	669	589	115	38	513	934	38	3
1975	76	83	4.05	57	7	22	1423.0	5375	1381	.257	736	640	137	36	617	846	50	6
1976	85	77	3.69	29	11	23	1459.0	5483	1421	.259	704	599	89	38	610	762	61	12
1977	84	77	4.36	35	4	25	1442.0	5561	1546	.278	776	698	151	37	507	737	48	5
1978	73	89	3.69	48	9	26	1459.2	5521	1468	.266	678	599	102	33	520	703	51	*14
1979	82	80	4.16	31	6	33	1444.1	5578	1590	.285	725	667	128	15	452	721	39	7
1980	77	84	3.93	35	9	30	1451.0	5529	1502	.272	724	634	120	23	468	744	32	10
1981	41	68	3.98	13	6	22	979.2	3757	1021	.272	486	433	79	17	376	500	19	*14
1982	60	+102	4.72	26	7	30	1433.0	5516	1484	.269	+819	+751	+208	12	643	812	45	12
1983	70	92	4.67	20	5	39	1437.1	5572	1559	.280	+822	+746	163	35	580	748	41	13
1984	81	81	3.85	32	9	38	1437.2	5504	1429	.260	675	615	+159	35	463	713	38	7
1985	77	85	4.48	+41	7	34	1426.1	5473	1468	.268	782	710	164	30	462	767	51	11
1986	71	91	4.77	+39	6	24	1432.2	5619	1579	.281	839	+759	+200	46	503	937	58	5
1987	85	77	4.59	16	4	39	1427.1	5514	1465	.266	806	728	210	50	564	990	62	10
1988	91	71	3.93	18	9	52	1431.2	5477	1457	.266	672	625	146	42	453	897	43	38
1989	80	82	4.24	19	8	38	1429.1	5548	1495	.269	738	674	139	38	500	851	46	13
1990	74	88	4.12	13	13	43	1435.2	5531	1509	.273	729	658	134	27	489	872	55	5
1991	*95	67	3.69	21	12	53	1449.1	5491	1402	.255	652	595	139	27	488	876	57	5
1992	90	72	3.70	16	13	50	1453.0	5472	1391	.254	653	597	121	36	479	923	52	5
1993	71	91	4.70	5	3	44	1444.1	5618	1591	.283	830	755	148	45	514	901	43	13
1994	53	60	5.68	6	4	29	1005.0	4009	1197	+299	688	+634	153	31	388	602	43	4
1995	56	+88	5.76	7	2	27	1272.2	5052	1450	.287	+889	+815	+210	36	533	790	52	4
1996	78	84	5.28	13	5	31	1439.2	5645	1561	.277	900	844	233	41	581	959	49	3
1997	68	94	5.00	10	4	30	1434.0	5641	1596	.283	861	796	187	33	495	908	66	6
1998	70	92	4.75	7	8	42	1447.2	5715	1622	.284	818	764	180	44	457	952	55	5
1999	63	*97	5.00	13	8	34	1423.1	5621	1591	.283	845	791	208	*28	487	927	57	6
2000	69	*93	5.14	6	4	35	1432.2	5696	1634	.287	880	819	212	*35	516	1042	68	4
2001	85	77	4.51	12	8	45	1441.1	5576	1494	.268	766	722	192	56	445	965	58	2
2002	94	67	4.12	8	9	47	1444.2	5578	1454	.261	712	662	184	*45	439	1026	62	3
2003	90	72	4.41	7	8	45	1462.0	5699	1526	.268	758	716	187	50	402	997	62	9
2004	92	70	*4.03	4	9	48	+1476.0	5702	1523	.267	715	*661	167	54	*431	1123	45	1
2005	83	79	3.71	9	8	44	1464.1	5590	1458	.261	662	604	169	43	+348	965	35	4
2006	96	66	3.95	1	6	40	1439.1	5586	1490	.267	683	632	182	36	+356	^1164	40	3
2007	79	83	4.15	5	8	38	1436.2	5588	1505	.269	725	663	185	51	420	1094	46	5
2008	88	75	4.16	5	10	42	1459.0	5715	1568	.274	745	675	183	31	+406	995	45	4
2009	87	76	4.50	4	7	48	1453.0	5663	1542	.272	765	726	185	58	*466	1052	43	3
2010	94	68	3.95	9	13	40	1452.2	5603	1493	.266	671	638	155	47	383	1048	41	4
2011	63	99	4.58	7	8	32	1421.2	5571	1564	.281	804	724	161	54	480	940	47	5
Totals	4,072	4,051	4.10	1,280	449	1,820	72,581.0	278,886	73,776	.265	37,414	33,084	7,977	1,900	46,177	2,479	323	

(+ — Denotes major league leadership; ^ — Denotes tie for league leadership; * — Denotes league leadership)

TWINS' LOSING STREAKS

GAMES

DATES

May 19-June 2, 1982
 May 26-June 7, 1961
 11 September 9-21, 2011
 10 May 21-June 1, 1985
 10 August 9-19, 1997
 10 September 9-19, 1998
 9 August 9-15, 1970
 9 April 16-26, 1978
 9 July 13-21, 1978
 9 August 1-9, 1980
 9 April 11-20, 1985
 9 June 7-16, 1990
 9 August 15-24, 1990
 9 June 15-23, 1993
 9 May 7-16, 2011

OPPOSITION

Baltimore 2, New York 6, Cleveland 6
 Washington 3, Cleveland 2, Detroit 4, New York 4
 Detroit 3, Kansas City 2, Cleveland 3, NY 1, Seattle 2
 Boston 5, Milwaukee 5
 New York 3, Toronto 2, Boston 4, Detroit 1
 Anaheim 1, Oakland 3, Seattle 2, Cleveland 2, Detroit 2
 Oakland 3, Washington 3, Boston 3
 Seattle 2, Oakland 5, California 2
 Baltimore 3, Boston 4, New York 2
 Baltimore 3, Oakland 3, California 3
 California 4, Seattle 3, Oakland 2
 Toronto 4, Chicago 3, Kansas City 2
 Cleveland 2, Toronto 3, Kansas City 3, Texas 1
 Toronto 2, New York 4, Boston 3
 Boston 3, Detroit 2, Toronto 3, Seattle 1

TWINS' ANNUAL TEAM FIELDING

YEAR	PCT	G	PO	A	E	TC	DP	TP	PB
1961	.972	161	4297	1635	174	6106	150	0	16
1962	.980	*163	4387	1781	129	6297	*173	0	13
1963	.976	161	4339	1600	144	6083	140	0	13
1964	.977	163	4435	1647	145	6227	131	0	18
1965	.973	*162	4372	1774	172	6318	158	0	16
1966	.977	162	4316	1589	139	6044	118	+1	5
1967	.978	+164	4383	1595	132	6110	123	0	14
1968	.973	162	4300	1712	170	6182	117	1	9
1969	.977	162	+4493	1856	150	+6499	177	0	18
1970	.980	162	4345	1636	123	6104	130	0	11
1971	.980	160	4250	1604	118	5972	134	0	12
1972	.974	154	4198	1730	159	6087	133	0	7
1973	.978	+162	4355	1761	139	6255	147	0	19
1974	.976	+163	4366	1771	151	6288	164	0	7
1975	.973	159	4269	1842	170	6281	147	0	9
1976	.973	+162	4377	1823	172	6372	+182	+1	11
1977	.978	161	4326	1932	143	6401	184	0	10
1978	.977	162	4379	1943	146	6468	171	0	7
1979	.979	*162	4333	+2007	134	*6474	+203	0	5
1980	.977	161	4353	*1996	148	*6497	192	0	8
1981	.978	*110	2939	1268	96	4303	103	0	3
1982	.982	162	4299	1560	108	5967	162	1	6
1983	.980	162	4312	1700	121	6133	170	+1	10
1984	.980	162	4313	1678	*120	6111	134	+1	4
1985	.980	162	4279	1732	120	6131	139	0	13
1986	.980	162	4298	1626	118	6042	168	0	12
1987	+ .984	+162	4282	1609	+98	5989	147	0	21
1988	+ .986	*162	4295	1498	+84	5877	155	+2	11
1989	.982	*162	4288	1598	107	5993	141	0	8
1990	.983	+162	4307	1705	101	6113	161	+2	11
1991	.985	162	4348	1779	95	6222	161	0	12
1992	.985	162	4359	1776	95	6230	155	0	14
1993	.984	162	4333	1755	100	6188	160	0	21
1994	.982	113	3015	1186	75	4276	99	0	5
1995	.981	144	3818	1487	100	5405	141	0	11
1996	.984	162	4319	1519	94	5932	142	0	11
1997	.983	162	4302	1694	101	6097	170	0	14
1998	.982	162	4343	1585	108	6036	135	0	11
1999	.985	161	4270	1613	92	5975	150	0	12
2000	.983	162	4298	1526	102	5926	155	0	13
2001	.982	162	4324	1542	108	5974	118	0	4
2002	+ .987	161	4334	1422	+74	5830	124	0	^5
2003	.985	162	4386	1481	87	5954	114	0	10
2004	.984	162	+4428	1658	101	6187	158	0	*6
2005	.984	162	4393	1764	102	*6259	171	0	9
2006	.986	162	4318	1647	84	6049	135	1	5
2007	.984	162	4310	1611	95	6016	151	0	6
2008	.982	163	4353	1671	108	6132	167	0	4
2009	.987	163	4359	1565	76	6000	135	0	16
2010	.987	162	4358	1710	78	6146	150	0	8
2011	.980	162	4265	1621	119	6005	153	0	12
Totals	.980	8,131	217,712	84,814	6,025	308,551	7,304	11	538

(+ — Denotes major league leadership; * — Denotes league leadership; ^ — Denotes tied for major league leadership)

TWINS' LONGEST HIT-LESS STREAKS

Player	At-Bats	Dates	Player	At-Bats	Dates
Dean Chance, p.....	53	April 9-July 28, 1967	Randy Bush, of.....	30	August 16-September 4, 1984
Butch Wynegar, c.....	39	September 4-24, 1978	Greg Gagne, ss.....	30	August 30-September 12, 1987
Jerry Zimmerman, c.....	37	May 25-June 11, 1967	Zoilo Versalles, ss.....	29	August 24-September 10, 1966
Dick Stigman, p.....	35	August 12, 1962-April 23, 1963	Marty Cordova, of.....	29	August 31-September 12, 1998
Charlie Manuel, of.....	35	July 20-September 28, 1969	Larry Hise, of.....	28	May 29-June 9, 1973
Bobby Mitchell, of.....	33	April 25-May 11, 1982	Roy Smalley, ss.....	28	August 26-September 6, 1977
Gene Larkin, 1b.....	33	September 16-29, 1988	Rich Becker, of.....	27	April 6-30, 1996
Greg Gagne, ss.....	32	June 19-July 4, 1991	Pedro Munoz, of.....	27	July 28-August 13, 1993
Bob Miller, p.....	31	May 9-September 28, 1969	Michael Ryan, of.....	27	July 17-August 13, 2005
Steve Lombardozi, 2b.....	31	August 24-September 25, 1988	Denard Span.....	27	June 6-August 13, 2011
Glenn Adams, of.....	30	April 11-25, 1978			

TARGET FIELD TOP ATTENDANCE FACTS

EXHIBITION: 32,995 on Friday, April 2, 2010 vs. St. Louis	2-GAME SERIES: 77,887 from May 10-11, 2011 vs. Detroit
REGULAR SEASON: 41,378 on Saturday, July 2 vs. Milwaukee	3-GAME SERIES: 123,385 from July 1-3, 2011 vs. Milwaukee
POSTSEASON: 42,035 on Thursday, October 7, 2010 (Game 2) vs. New York (AL)	4-GAME SERIES: 164,950 from August 18-21, 2011 vs. New York (AL)

TWINS' ANNUAL ATTENDANCE

YEAR	HOME			ROAD		
	Attendance	Openings	Average	Attendance	Openings	Average
1961	1,256,722	75	16,756	798,856	68	11,748
1962	1,433,116	76	18,857	933,850	73	12,792
1963	*1,406,652	76	18,509	704,531	70	10,064
1964	1,207,514	79	15,285	908,892	68	13,366
1965	*1,463,258	77	19,003	1,178,475	69	17,079
1966	1,259,374	77	16,356	1,099,594	67	16,412
1967	1,483,547	76	19,520	1,325,806	71	18,673
1968	1,143,257	76	15,043	1,117,915	72	15,527
1969	1,349,328	78	17,299	1,071,961	76	14,105
1970	1,261,887	77	16,388	1,220,644	78	15,649
1971	940,858	75	12,545	1,079,903	75	14,399
1972	797,901	69	11,564	846,606	71	11,924
1973	907,499	76	11,941	1,168,020	75	15,574
1974	662,401	77	8,603	968,275	75	12,910
1975	737,156	73	10,098	892,629	71	12,572
1976	715,394	75	9,539	1,089,625	77	14,151
1977	1,162,727	77	15,100	1,416,698	75	18,889
1978	787,878	75	10,505	1,316,701	73	18,037
1979	1,070,521	75	14,274	1,471,004	78	18,859
1980	769,206	73	10,537	1,363,019	77	17,702
1981	469,090	59	7,951	844,101	49	17,227
1982	921,186	81	11,373	1,452,080	79	18,381
1983	858,939	80	10,737	1,502,733	77	19,516
1984	1,598,692	81	19,737	1,549,501	76	20,388
1985	1,651,814	81	20,393	1,604,574	75	21,394
1986	1,255,453	81	15,499	1,707,440	79	21,613
1987	2,081,976	81	25,703	1,880,273	78	24,106
1988	*3,030,672	81	37,416	1,980,570	77	25,722
1989	2,277,438	81	28,117	1,988,012	77	25,818
1990	1,751,584	80	21,895	2,003,575	78	25,687
1991	2,293,842	81	28,319	2,306,583	80	28,832
1992	2,482,428	81	30,647	2,274,513	79	28,791
1993	2,048,673	81	25,292	2,300,021	78	29,487
1994	1,398,565	59	23,704	1,695,166	54	31,392
1995	1,057,667	72	14,690	1,634,586	71	23,022
1996	1,437,352	80	17,967	2,013,348	80	25,169
1997	1,411,064	81	17,421	2,095,535	80	26,194
1998	1,165,980	81	14,395	2,161,775	81	26,689
1999	1,202,829	81	14,850	2,245,944	80	28,074
2000	1,059,715	81	13,093	2,332,786	81	28,800
2001	1,782,926	80	22,287	2,274,453	81	28,080
2002	1,924,473	81	23,759	2,144,110	80	26,801
2003	1,946,011	81	24,025	2,027,406	81	25,030
2004	1,911,418	81	23,598	2,144,301	80	26,804
2005	2,034,243	81	25,114	2,217,442	81	27,376
2006	2,285,018	81	28,210	2,267,564	81	27,995
2007	2,296,347	81	28,350	2,501,160	81	30,549
2008	2,302,431	81	28,425	2,402,520	81	29,299
2009	2,416,237	82	29,466	2,251,837	81	27,800
2010	3,223,640	81	39,798	2,215,392	81	27,351
2011	3,168,107	81	39,112	2,344,923	81	28,950
Totals	78,562,006	3,967	19,265	84,337,228	3,857	20,809

(* — Denotes league leadership)

CYCLE PERFORMANCES

TWINS

Player	Date	Team	At-Bats	Inn	Score	Pitchers
Rod Carew	5-20-70	at KC	5	9	10-5	Johnson-Fitzmorris
Cesar Tovar	9-19-72	Tex	5	9	5-3	Bosman-Lindblad
Larry Hisle	6-4-76	at Bal	5	10	8-6	Alexander-Flanagan
Lyman Bostock	7-24-76	at Chi	4	9	17-2	Vuckovich-Knapp-Odom
Mike Cabbage	7-27-78	Tor	4	9	6-3	Clancy-Garvin
Gary Ward	9-18-80	at Mil	4	9	8-9	Caldwell-Cleveland
Kirby Puckett	8-1-86	Oak	5	9	10-1	Young-Akerfelds
Carlos Gomez	5-7-08	at CWS	6	9	13-1	Buehrle-Wasserman
Jason Kubel	4-17-09	LAA	5	9	11-9	Moseley-Rodriguez-Bulger
Michael Cuddyer	5-22-09	Mil	5	9	11-3	Parra-DiFelice-Julio

OPPONENTS

Player	Date	Team	At-Bats	Inn	Score	Pitchers
Fred Patek	7-9-71	KC	5	9	3-6	Perry
Fred Lynn	5-13-80	at Bos	5	9	5-10	Williams-Verhoeven-Marshall
Paul Molitor	5-15-91	Mil	5	9	2-4	Tapani
Travis Hafner	8-14-03	Cle	5	9	3-8	Radke-Baldwin

TWINS' HOME ATTENDANCE HIGHS

	Crowd	Opponent	Date
World Series Game	55,376	St. Louis	Oct. 25, 1987
Championship Series Game	55,990	Anaheim	Oct. 9, 2002
Division Series Game.....	55,960	Oakland.....	Oct. 5, 2002
All-Star Game	54,960	National League	July 16, 1985
Opening Day	53,067	Toronto	April 8, 1988
Single Weekday	51,863	Toronto	May 16, 1984
Single Weeknight	54,088	Detroit	October 6, 2009
Doubleheader	43,419	California	July 16, 1967
Twi-Night Doubleheader	51,017	Oakland	July 28, 1990
Saturday Morning	46,439	Chicago	Sept. 17, 1988
Saturday Afternoon	51,963	New York	Aug. 13, 1988
Saturday Night	52,293	Milwaukee	July 9, 1988
Sunday	53,106	Kansas City	Sept. 27, 1987
Holiday		New York	May 30, 1962
Morning	39,720	Baltimore	July 4, 1992
Afternoon	48,028	Kansas City	July 4, 1973
Night	45,890	Chicago	July 4, 1961
Doubleheader	23,592	Texas	July 4, 1975
Twi-Nighter	25,714		
Three-Date Series.....	155,509	New York	Aug. 12-14, 1988
	52,230	Fri. Night
	51,963	Sat. Afternoon
	51,316	Sun. Afternoon
Four-Date Series.....	191,938	Oakland.....	August 16-19, 1991
	50,019	Fri. Night
	52,080	Sat. Night
	44,295	Sun. Night
	45,544	Mon. Night
Smallest Paid Crowd	537	Kansas City	Sept. 20, 1965
Season, Home	3,223,640	2010
Season, Road	2,501,160	2007
Game, Road	71,245	New York	June 20, 1965

TWINS' REGULAR-SEASON HOME CROWDS OF 50,000 OR MORE

Rank	Attendance	Date	Opponent	D-N	Day	Scores
1	54,088	10-6-09	Detroit	D	Tue.	6-5
2	53,106	9-27-87	Kansas City	D	Sun.	8-1
3	53,067	4-8-88	Toronto	N	Fri.	6-3
4	53,031	4-10-92	Texas	N	Fri.	7-1
5	52,704	9-25-87	Kansas City	N	Fri.	4-6
6	52,625	10-1-88	California	N	Sat.	10-5
7	52,394	4-4-89	New York (AL)	N	Tue.	2-4
8	52,293	7-9-88	Milwaukee	N	Sat.	4-5
9	52,284	7-22-88	Baltimore	N	Fri.	6-1
10	52,279	4-6-82	Seattle	N	Tue.	7-11
11	52,230	8-12-88	New York (AL)	N	Fri.	4-6
12	52,080	8-17-91	Oakland	N	Sat.	12-4
13	52,008	6-4-88	Oakland	N	Sat.	4-6
14	51,963	8-13-88	New York (AL)	D	Sat.	12-2
15	51,863	5-16-84	Toronto	D	Wed.	7-8
16	51,717	4-25-87	California	N	Sat.	8-7
17	51,687	7-27-88	Toronto	D	Wed.	1-4
18	51,617	4-6-93	Chicago (AL)	N	Tue.	5-10
19	51,316	8-14-88	New York (AL)	D	Sun.	6-9
20	51,285	7-8-88	Milwaukee	N	Fri.	3-5
21	51,163	4-15-85	California	N	Mon.	0-5
22	51,155	10-4-09	Kansas City	D	Sun.	13-4
23	51,122	9-5-87	Milwaukee	N	Sat.	2-1
24	51,085	6-30-91	Chicago (AL)	D	Sun.	3-0
25	51,058	10-5-91	Toronto	N	Sat.	3-1
26	51,043	8-1-92	Milwaukee	N	Sat.	9-6
27	51,017	7-28-90	Oakland	N	Sat.	1-4 & 9-4
28	51,011	9-7-96	California	N	Sat.	6-3
29	50,818	4-11-92	Texas	N	Sat.	8-10
30	50,525	6-29-91	Chicago (AL)	N	Sat.	4-8
31	50,465	8-22-92	Toronto	N	Sat.	2-4
32	50,237	8-8-87	Oakland	N	Sat.	9-2
33	50,020	7-10-88	Milwaukee	D	Sun.	2-3
34	50,019	8-16-91	Oakland	N	Fri.	5-4

TWINS' INDIVIDUAL SINGLE-GAME RECORDS

BATTING AND BASE-RUNNING			
Category	Record	Player	Opponent and Date
At-Bats.....	*7	Gladden.....	Texas, May 20, 1989
X-Inning.....	10	Braun (22 inn.).....	Milwaukee, May 12, 1972
		Thompson (22 inn.).....	Milwaukee, May 12, 1972
		Tovar (22 inn.).....	Milwaukee, May 12, 1972
		Mack (22 inn.).....	Cleveland, Aug. 31, 1993
Runs.....	5	Carew.....	Chicago, June 26, 1977
		Teufel.....	Toronto, Sept. 16, 1983
		Molitor.....	Detroit, April 24, 1996
		Rivas.....	Cleveland, June 4, 2002
Hits.....	6	Puckett.....	Milwaukee, Aug. 30, 1987
X-Inning.....	6	Puckett.....	Texas, May 23, 1991
Extra-Base Hits.....	4	Many, last Cuddyer.....	Oakland, Sept. 21, 2005
Total Bases.....	14	Puckett.....	Milwaukee, Aug. 30, 1987
Singles.....	5	Many, last Mauer.....	Los Angeles (NL), July 27, 2006
X-Inning.....	5	Cardenas (12 inn.).....	Kansas City, Sept. 29, 1970
		Gladden (11 inn.).....	Seattle, Sept. 29, 1989
		Puckett (11 inn.).....	Texas, May 23, 1991
Doubles.....	4	Puckett.....	Toronto, May 13, 1989
Triples.....	*3	Span.....	Detroit, June 29, 2010
Home runs, Inning.....	2	Landreaux.....	Texas, July 3, 1980
Home runs, Game.....	3	Cuddyer.....	Kansas City, Aug. 23, 2009
		Allison.....	Cleveland, May 17, 1963
		Killebrew.....	Boston, Sept. 21, 1963
		Oliva.....	Kansas City, July 3, 1973
		Morneau.....	Chicago (AL) (second game), July 6, 2007
RBI.....	8	G. Adams.....	Chicago, June 26, 1977
		Bush.....	Texas, May 20, 1989
Bases-on-Balls.....	5	Smalley.....	Baltimore, May 7, 1978
Strikeouts.....	*5	Allison.....	Detroit, Sept. 2, 1965
X-Inning.....	5	Valdespino (20 inn.).....	Washington, Aug. 9, 1967
		Darwin (22 inn.).....	Milwaukee, May 12, 1972
		Smalley (17 inn.).....	Cleveland, Aug. 28, 1976
GDP.....	3	Terrell.....	Seattle, April 11, 1977
		Morales.....	Milwaukee, May 17, 1980
Sacrifices.....	3	Blyleven.....	Baltimore, July 27, 1970
Sacrifice Flies.....	2	Many, last Morneau.....	Detroit, September 7, 2008
X-Inning.....	2	J. Hall (10 inn.).....	Detroit, June 11, 1965
		Valdespino (10 inn.).....	Cleveland, June 22, 1965
Hit-by-Pitch.....	3	Hisle (11 inn.).....	Kansas City, April 5, 1974
X-Inning.....	3	Kelly (11 inn.).....	Oakland, April 24, 1997
Stolen Bases.....	4	Koskie.....	Chicago, July 27, 2004
		Kusick (11 inn.).....	Milwaukee, Aug. 27, 1975
		Hisle.....	Kansas City, June 30, 1976
PITCHING			
Category	Record	Player	Opponent and Date
Innings-Pitched.....	13	Merritt.....	New York, July 26, 1967
Hits.....	15	Pavano.....	Chicago (AL), August 19, 2010
X-Inning.....	15	Radke.....	Anaheim, August 27, 2004
Runs.....	11	Zahn (10 inn.).....	Toronto, August 26, 1978
Earned Runs.....	10	Reed.....	New York (AL), April 21, 2003
		Albury.....	Kansas City, August 6, 1974
		Decker.....	Kansas City, May 12, 1976
		Zahn.....	Baltimore, July 21, 1980
		W. Banks.....	Chicago, August 4, 1992
		Mahomes.....	Detroit, April 24, 1993
		Reed.....	New York (AL), April 21, 2003
		Silva.....	Baltimore, August 22, 2006
		Blyleven.....	Texas, September 13, 1986
Home runs.....	5	Santana.....	Texas, August 19, 2007
Strikeouts.....	17	Liriano.....	Atlanta, June 11, 2010
Cons. Strikeouts.....	7	Merritt.....	Washington, July 21, 1966
Walks.....	9	Roland.....	Chicago (AL), April 21, 1963
		Tiant.....	Detroit, May 5, 1970
		T. Hall.....	Oakland, Sept. 23, 1970
		Hughes.....	New York, July 19, 1975
		Berenguer.....	Boston, June 2, 1987
Intentional Walks.....	3	Many, last Cressend.....	New York (AL), May 17, 2002
Hit Batsmen.....	*4	Blyleven.....	Cleveland, April 22, 1988
Wild Pitches.....	3	Many, last Liriano.....	Detroit, April 29, 2006
Balks.....	3	Niekro.....	New York, April 19, 1988
Pick-offs.....	2	Many, last Deshaies.....	New York, May 17, 1994

(* —Denotes tie for Major League record)

TWINS' TEAM SINGLE-GAME RECORDS

BATTING AND BASE-RUNNING

Category	Record	Opponent and Date
At-Bats	50	3 times last, Kansas City, June 19, 2003
X-Inning	78	(22 inn.) Cleveland, Aug. 31, 1993
Runs	24	(24-11) Detroit, April 24, 1996
Runs, Both Clubs	35	(24-11) Detroit, April 24, 1996
Hits	25	Cleveland, June 4, 2002
X-Inning	24	(11 inn.) Seattle, Sept. 29, 1989
Hits, Both Clubs	42	Oakland, April 27, 1980
Extra-Base Hits	12	Toronto, May 8, 1979
X-Base, Both Clubs	24	Cleveland, July 13, 1996
Total Bases	47	Washington, Aug. 29, 1963
Singles	19	Milwaukee, Sept. 9, 1980
X-Inning	20	(11 inn.) Seattle, Sept. 29, 1989
Doubles	8	two times last, Seattle, April 17, 2007
Triples	4	New York, June 2, 1964
Home runs	8	Washington, Aug. 29, 1963
HR, Both Clubs	9	Many last, Milwaukee, July 12, 2001
RBI	22	2 times last, Cleveland, June 4, 2002
RBI, Both Clubs	33	Detroit, April 24, 1996
Walks	14	3 times last, Kansas City, Aug. 5, 2006
X-Inning	18	(18 inn.) Seattle, July 19, 1969
Walks, Both Clubs	21	Kansas City, Sept. 10, 1976
X-Inning	22	2 times last (10 inn.) Baltimore, May 15, 1978
Intentional Walks	4	Many last, Detroit, May 23, 1992
X-Inning	+5	(22 inn.) Milwaukee, May 12, 1972
Intentional Walks, Both Clubs	5	Boston, Aug. 28, 1984
X-Inning	#7	(22 inn.) Milwaukee, May 12, 1972
Strikeouts	18	last, Seattle, September 13, 1995
X-Inning	19	2 times last (10 inn.) Cleveland, July 3, 1968
Strikeouts, Both Clubs	27	Cleveland, Sept. 28, 2000
X-Inning	35	(20 inn.) Washington, Aug. 9, 1967
GDP	5	Many last, Pittsburgh, June 16, 2009
X-Inning	5	(22 inn.) Milwaukee, May 12, 1972
Sacrifices	5	Chicago, June 23, 1979
X-Inning	5	Many last, Texas (17 inn.), Sept. 17, 1977
Sacrifice Flies	4	3 times last, Detroit, Sept. 10, 2006
X-Inning	3	2 times last, Cleveland, July 3, 1994
Hit-by-Pitcher	4	2 times last, Kansas City, April 13, 1971
X-Inning	4	(17 inn.) Cleveland, May 7, 1995
Left-on-Base	17	2 times last, Milwaukee, Sept. 4, 1990
X-Inning	23	2 times last (22 inn.) Milwaukee, May 12, 1972
Stolen Bases	6	Seattle, Sept. 9, 1992
Opponent SB	7	2 times last, New York, May 10, 1987
X-Inning	12	(12 inn.) Oakland, Aug. 1, 1976
SB, Both Clubs	8	Many last, Kansas City, Aug. 26, 2001
X-Inning	14	(12 inn.) Oakland, Aug. 1, 1976
Largest Margin of Victory	21	(23-2), Cleveland, June 4, 2002
Largest Margin of Loss	18	(20-2) Kansas City, April 25, 1961
Runs in Shutout	16	Boston, May 25, 1990
Opp. Runs in Shutout	17	California, April 23, 1980
Runs in Inning	11	Many last (5th inn.) Boston, May 20, 1994
Opp. Runs in Inning	12	Kansas City, June 17, 2003
Cons. Scoring Innings	7	Many last, Texas, Sept. 5, 2001
Hits in Inning	10	2 times last (5th inn.) Boston, May 20, 1994
Opp. Hits in Inning	10	2 times last (4th inn.), Los Angeles (AL), July 25, 2009
Cons. Hits	8	3 times last (1st inn.) San Francisco, June 21, 2011
Opp. Cons. Hits	10	(2nd inn.) Toronto, Sept. 4, 1992
Most Players 2+ Hits	+9	Many last, Houston, June 6, 1999
Most Baserunners	34	2 times last, Cleveland, June 4, 2002
X-Inning	35	(18 inn.) Seattle, July 19, 1969
Batters in Inning	16	(5th inn.) Boston, May 20, 1994
X-Inning	16	(10th inn.) Oakland, June 21, 1969

(* —Denotes league record; + —Denotes tie for league record.)

DID YOU Know?

...that only once in their 51 seasons have the Twins won three games in a row by the same score. They beat Boston on September 3, 1987, 2-1, and followed with 2-1 victories over Milwaukee the next two days, all three of which took place in the Metrodome. The Twins have twice lost three games in a row by the same score. They were 2-1 games, July 21-23, 1967, at California, and 4-3 decisions, May 2-4, 1988, the first two coming at Milwaukee and the third at Baltimore. There have been 15 other occasions when three straight Twins' games wound up with the same score, but with different winners.

TWINS' TEAM SINGLE-GAME RECORDS

Category	Record
Hits	27
X-Inning	6
Runs	23
Earned Runs	20
Home runs	7
Strikeouts	19
X-Inning	18
Walks	13
Intentional Walks	4
Hit-Batsmen	4
Wild Pitches	4
X-Inning	4
Balks	3
Pick-offs	2
Pitchers Used	8
X-Inning	9
Pitchers, Both Clubs	15
X-Inning	17
Pitchers In Inning	5

Category	Record
Assists	22
X-Inning	42
Opponent Assists	24
X-Inning	33
Assists, Both Clubs	37
X-Inning	67
Errors	7
Opponent Errors	6
X-Inning	6
Errors, Both Clubs	9
X-Inning	9
Passed Balls	2
X-Inning	3
Doubleplays	6
X-Inning	6
Opp. Doubleplays	6
X-Inning	5
DP, Both Clubs	#10
X-Inning	8
Tripleplays	#2

Category	Record
Players Used	23
X-Inning	27
Players, Both Clubs	42
X-Inning	49
Pinch-Hitters Used	8
X-Inning	7
Most Innings Played	22
Longest Game	4:05
X-Inning	6:36
Shortest Game	1:33
5-Inning	1:03
Longest 1-0 Game	15 inn.
Warmest Home Start	97
Warmest, Road	109
Coldest Home Start	32
Coldest, Road	34

(* — Denotes tie for league record; # — Denotes major league record)

PITCHING

	Opponent and Date
(17 inn.)	Texas, July 25, 2011
(23-6)	Cleveland, May 7, 1995
	Kansas City, April 6, 1974
	Kansas City, April 6, 1974
	Texas, September 13, 1986
	Texas, August 19, 2007
(13 inn.)	Cleveland, June 2, 2005
2 times	last, Boston, May 2, 1971
2 times	last, Seattle, Aug. 16, 1981
	Cleveland, April 22, 1988
Many	last, Kansas City, April 20, 2007
(13 inn.)	Chicago, July 25, 1964
2 times	last, New York, April 19, 1988
Many	last, Seattle, August 28, 2002
	Cleveland, September 17, 2011
3 times	last, Detroit, September 25, 2010
2 times	Detroit, October 1, 2000
(8th)	last, Cleveland, May 7, 1995
	Toronto, May 28, 1986

FIELDING

	Opponent and Date
(22 inn.)	Milwaukee, Aug. 7, 1990
	Cleveland, Aug. 31, 1993
(22 inn.)	Boston, July 4, 1990
	Milwaukee, May 12, 1972
(22 inn.)	Detroit, June 11, 1980
	Cleveland, Aug. 31, 1993
2 times	Chicago, May 7, 1965
(13 inn.)	last, Cleveland, Sept. 28, 1984
	Los Angeles, April 16, 1963
	Cleveland, Sept. 3, 1972
(13 inn.)	Los Angeles, April 16, 1963
2 times	last, Cleveland, Aug. 5, 2009
(11 inn.)	Baltimore, Aug. 1, 1962
(10 inn.)	Boston, July 18, 1990
	Toronto, Aug. 29, 1977
2 times	Texas, Aug. 2, 2006
	last (12 inn.), Toronto, Aug. 25, 1984
	Boston, July 18, 1990
(12 Inn.)	Toronto, Aug. 25, 1984
	Boston, July 17, 1990

MISCELLANEOUS

	Opponent and Date
(12 inn.)	Kansas City, Oct. 4, 1987
	Kansas City, Sept. 29, 1970
(12 inn.)	Chicago, Sept. 21, 1983
	Kansas City, Sept. 29, 1970
(22 inn.)	Seattle, Sept. 13, 1996
	Milwaukee, May 12, 1972
2 times	Milwaukee, May 12, 1972
	Cleveland, Aug. 31, 1993
	Toronto, July 25, 1987
(17 inn.)	Cleveland, May 7, 1995
	Toronto, Sept. 28, 1982
	Boston, Aug. 6, 1967
2 times	Kansas City, May 23, 1981
	last, Detroit, July 8, 1974
	Texas, June 27, 1980
	New York, May 2, 1967
	Boston, April 9, 1996

DID YOU Know?

...that in 1976, Twin pitcher Bill Campbell went 17-5 with a 3.00 ERA and 20 saves in 78 relief appearances for the Twins. He became the second player in Major League history to win and save at least 15 games in a season since saves became an official statistic in 1969 (Dodger's Mike Marshall won 15 and saved 21 in 1974). Campbell's 17 victories ties the American League record for wins in relief. In 1977, Twins reliever Tom Johnson became the third player in Major League history to win and save at least 15 games. He finished the season 16-7 with a 3.12 ERA and 15 saves in 71 relief appearances.

TWINS' INDIVIDUAL SEASON RECORDS

BATTING AND BASE-RUNNING

Average388, Carew, 1977
Games+164, Tovar, 1967
Plate App.744, Puckett, 1985
At-Bats691, Puckett, 1985
Runs140, Knoblauch, 1996
Hits239, Carew, 1977
Extra-Base Hits84, Oliva, 1964
Total Bases374, Oliva, 1964
Slugging Pct.606, Killebrew, 1961
Pinch-Hit Avg. (20+ AB)444, Leius, 1991
Pinch Hits19, Hale, 1996
Bunt Hits30, Gomez, 2008
Infield Hits50, Gomez, 2008
Singles180, Carew, 1974
Doubles47, Morneau, 2008
Triples20, Guzman, 2000
HR, RH49, Killebrew, 1964, '69
HR, LH34, Hrbek, 1987 and Morneau, 2006
HR, 1st Year33, Hall, 1963
HR, Home29, Killebrew, 1961
HR, Road28, Killebrew, 1962
Grand-Slams3, Allison, 1961
Carew, 1976
Hrbek, 1985
Puckett, 1992
Hunter, 2007
Cons. Games with HR5, Killebrew, 1970 (twice)
Cordova, 1995

RBI140, Killebrew, 1969
Walks145, Killebrew, 1969
Hit-by-Pitch19, Knoblauch, 1996
Strikeouts145, Darwin, 1972
Fewest SO16 (385 ab), Harper, 1989
GDP28, Killebrew, 1970
Fewest GDP2 (613 ab), Tovar, 1968
Sacrifice Hits25, Wilfong, 1979
Sacrifice Flies13, Gaetti, 1982
Brunansky, 1985
Cons. Games Played319, Morneau, 2007-09
Cons. Game Hit-Streak31, Landreaux, 1980
Consecutive Hits9, Oliva, 1967
Hatcher, 1985
Walker, 1998
On-Base Streak11, Carew, 1967
Knoblauch, 1996
Walker, 1998
Multi-Hit Games74, Puckett, 1989
4-Hit Games8, Carew, 1977
Puckett, 1988
Cons. Hitless AB53, Chance, 1967
Stolen Bases62, Knoblauch, 1997
Caught Stealing22, Carew, 1976
SB Pct.909 (20-22), Ford, 2004

PITCHING

ERA2.45 (202.1 ip), Anderson, 1988
Win Pct.800 (12-3), Santana, 2003 and Liriano, 2006
Wins25, Kaat, 1966
Relief Wins17, Campbell, 1976
Losses20, Ramos, 1961
Decisions38, Kaat, 1966
Saves47, Nathan, 2009
Games+90, Marshall, 1979
Games Started42, Kaat, 1965
Complete Games25, Blyleven, 1973
Consecutive CG8, Pascual, 1964
Relief Appearances*89, Marshall, 1979
Games Finished#84, Marshall, 1979
Innings Pitched325.0, Blyleven, 1973
Hits296, Blyleven, 1973
Runs141, Viola, 1983
Earned Runs129, Hawkins, 1999
Home Runs#50, Blyleven, 1986
Strikeouts265, Santana, 2004
Walks127, Hughes, 1975
Intentional Walks16, Perranoski, 1969
Hit-Batsmen18, Kaat, 1962

Wild Pitches15, Goltz, 1976
Smithson, 1986
Morris, 1991
Santana, 2002
Balks5, R. Erickson, 1981
Straker, 1987
Berenguer, 1988
Banks, 1993
Pick-offs14, Koosman, 1979
Shutouts9, Blyleven, 1973
Shutouts Lost5, Stigman, 1964
Decker, 1974
Viola, 1983
Cons. Shutout IP36.0, Romero, 2004
1-0 Games Won3, Blyleven, 1971
1-0 Games Lost2, Many Players
Cons. Wins13, Santana, 2004
Cons. Losses16, Felton, 1980-82
One-Season13, Felton, 1982

FIELDING

Pos.	Player:	Year	G	PO	A	E	Pct.
P	Jim Perry	1971	40	17	44	0	1.000
C	Joe Mauer	2007	91	598	35	1	.998
1B	Kent Hrbek	1990	120	1057	81	3	.997
2B	Rob Wilfong	1980	120	238	337	3	.995
3B	Gary Gaetti	1988	115	105	189	7	.977
SS	Leo Cardenas	1971	153	266	445	11	.985
OF	Bobby Mitchell	1982	121	350	8	1	.997
TEAM		2009	163	4359	1565	76	.987

(# — Denotes major league record; + — Denotes league record;
* — Denotes tie for league record)



...that the Twins will travel 27,442 total air miles on 38 flights in 2012. Their longest flight will take place on Sunday, April 29, when they fly 1,536 air miles from Minneapolis, MN to Ontario, CA. The Twins have 13 road trips during the course of the 2012 season: two one-city trips, nine two-city trips and two three-city trips. The Oakland Athletics will fly the most air miles in 2012 (47,354), while the Cleveland Indians will fly the least (24,138).

TWINS' TEAM SEASON RECORDS

MISCELLANEOUS

Highest Win Pct. (102-60)	630 in 1965	Most Extra-Innings	23 in 2005
Lowest Win Pct. (60-102)	370 in 1982	Most Extra-Inn. Gms. Won	15 in 2005
Best Home Pct. (57-24)	704 in 1969	Most Night Games	117 in 1990, '91, '99
Best Road Pct. (51-30)	630 in 1965	Most Night Games Won	70 in 1991
Most Cons. Wins	15 in 1991	Most Day Games	95 in 1961
Most Cons. Losses	14 in 1982	Most Day Games Won	54 in 1962
Most Doubleheaders	20 in 1961	Most Wins Vs. RH	80 in 1963
Most Doubleheaders Won	7 in 1965	Most Wins Vs. LH	36 in 1974
Most Games	+164 in 1967	Most Players Used	46 in 1995
Fewest Games	110 in 1981	Fewest Players Used	31 in 1976
Most Home Games	*84 in 1985	Most Pitchers	24 in 2009
Most Road Games	83 in 1967	Fewest Pitchers	12 in 1967, '72
Most One-Run Games	68 in 1968	Most Pinch-Hitters	265 in 1968, '79
Most One-Run Gms. Won	35 in 1968	Fewest Pinch-Hitters	65 in 2009

BATTING AND BASE-RUNNING

Highest Batting Average	288 in 1996	Most Cons. Gms. Home Runs	16 in 1979
Lowest Batting Average	237 in 1968	Most Runs-Batted-In	812 in 1996
Highest Pinch-Hit Avg.	363 in 1994	Fewest Runs-Batted-In	506 in 1972
Lowest Pinch-Hit Avg.	145 in 2006	Most Walks	649 in 1962
Most At-Bats	5677 in 1969	Fewest Walks	436 in 1980
Most At-Bats	5234 in 1972	Most Intentional Walks	79 in 1965
Most Runs	877 in 1996	Fewest Intentional Walks	24 in 2011
Fewest Runs	537 in 1972	Most Strikeouts	1121 in 1997
Most Hits	1633 in 1996	Fewest Strikeouts	684 in 1978
Fewest Hits	1274 in 1968	Most GDP	172 in 1996
Most Bunt Hits	65 in 2008	Fewest GDP	93 in 1965
Most Extra-Base Hits	551 in 2002	Most Sacrifice Hits	142 in 1979
Fewest Extra-Base Hits	306 in 1972	Fewest Sacrifice Hits	18 in 1998 & '95
Most Total Bases	2440 in 2003	Most Sacrifice Flies	72 in 2008
Fewest Total Bases	1800 in 1972	Fewest Sacrifice Flies	25 in 2011
Highest Slugging Pct.	437 in 2002	Most Hit-by-Pitcher	65 in 1996
Lowest Slugging Pct.	338 in 1981	Fewest Hit-by-Pitcher	21 in 1980
Most Singles	1192 in 1974	Most Left-on-Base	1263 in 1974
Fewest Singles	914 in 1967	Fewest Left-on-Base	1041 in 1987
Most Doubles	348 in 2002	Most Stolen Bases	151 in 1997
Fewest Doubles	182 in 1972	Fewest Stolen Bases	32 in 1963
Most Triples	60 in 1977	Most Caught Stealing	75 in 1976
Fewest Triples	24 in 2004	Fewest Caught Stealing	14 in 1963
Most Home Runs	225 in 1963	Highest SB Pct. (112-142)	78.9% in 2007
Fewest Home Runs	81 in 1976	Lowest SB Pct. (47-43)	52.2% in 1961
Most Grand-Slams	8 in 1961	Cons. Scoreless Inns.	30 in 1964, '78
Fewest Grand-Slams	0 in 1968		

PITCHING

Lowest ERA	2.84 in 1972	Most Intentional Walks	76 in 1969
Highest ERA	5.76 in 1995	Fewest Intentional Walks	12 in 2000
Most Wins	102 in 1965	Most Hit-Batsmen	58 in 2009
Fewest Wins	60 in 1982	Fewest Hit-Batsmen	12 in 1982
Most Losses	102 in 1982	Most Wild Pitches	73 in 1964
Fewest Losses	60 in 1965	Fewest Wild Pitches	26 in 1972
Most Saves	58 in 1970	Most Balks	38 in 1988
Fewest Saves	22 in 1975	Fewest Balks	1 in 1961, '66, '69, '04
Most Innings-Pitched	1497.2 in 1969	Most Pick-offs	29 in 1979, '85
Fewest Innings-Pitched	1399 in 1972	Most Complete Games	58 in 1963, '67
Most Runs Allowed	900 in 1996	Fewest Complete Games	1 in 2006
Fewest Runs Allowed	535 in 1972	Cons. Complete Games	7 in 1962
Most Earned Runs Allowed	844 in 1996	Most Cons. Non-CG	121 in 2006
Fewest Earned Runs Allowed	441 in 1972	Most Relievers Used	457 in 2011
Most Hits Allowed	1634 in 2000	Fewest Relievers Used	163 in 1975
Fewest Hits Allowed	1188 in 1972	Most Shutouts Won	18 in 1967, '73
Most HRs Allowed	233 in 1996	Fewest Shutouts Won	3 in 1993
Fewest Home Runs Allowed	89 in 1976	Most Shutouts Lost	14 in 1964, '72, '90, 2006
Most Strikeouts	1164 in 2006	Fewest Shutouts Lost	3 in 1965
Fewest Strikeouts	703 in 1978	Consecutive Shutout IP	32.0 in 2004
Most Walks	643 in 1982	Most 1-0 Games Won	5 in 1966
Fewest Walks	348 in 2005	Most 1-0 Games Lost	5 in 1974

FIELDING

Most Errors	174 in 1961	Highest Fielding Pct.	987 in 2002, '09 and '10
Fewest Errors	74 in 2002	Lowest Fielding Pct.	971 in 1961
Most Cons. Errorless Gms.	12 in 2002	Most Chances	6509 in 1969
Most Passed Balls	21 in 1987, '93	Fewest Chances	5830 in 2002
Fewest Passed Balls	4 in 1984, 2001, 2008	Most Putouts	4503 in 1969
Most Doubleplays	203 in 1979	Fewest Putouts	4198 in 1972
Fewest Doubleplays	114 in 2003	Most Assists	2007 in 1979
Most Cons. Games DP's	17 in 1979	Fewest Assists	1422 in 2002
Most DP's in Cons. Gms	25, 17g in 1979		

TWINS' ALL-TIME TOP TEN

BATTING

SINGLE SEASON

BATTING AVERAGE

.388+	Rod Carew	1977
.365+	Joe Mauer	2009
.364+	Rod Carew	1974
.359	Rod Carew	1975
.356	Kirby Puckett	1988
.350+	Rod Carew	1973
.347+	Joe Mauer	2006
.341	Chuck Knoblauch	1996
.341	Paul Molitor	1996
.339+	Kirby Puckett	1989

GAMES

164+	Cesar Tovar	1967
163	Harmon Killebrew	1967
163	Justin Morneau	2008
162	Harmon Killebrew	1966
162	Harmon Killebrew	1969
162**	Roy Smalley	1979
162**+	Gary Gaetti	1984
161	Tony Oliva	1964
161	Cesar Tovar	1970
161	Kirby Puckett	1985
161	Kirby Puckett	1986
161	Paul Molitor	1996

AT-BATS

691+	Kirby Puckett	1985
680	Kirby Puckett	1986
672*	Tony Oliva	1964
666*	Zoilo Versalles	1965
660	Paul Molitor	1996
659	Zoilo Versalles	1964
657	Cesar Tovar	1971
657+	Kirby Puckett	1988
650	Cesar Tovar	1970
649*	Cesar Tovar	1967

RUNS

140	Chuck Knoblauch	1996
128+	Rod Carew	1977
126+	Zoilo Versalles	1965
120	Cesar Tovar	1970
119	Kirby Puckett	1986
117	Chuck Knoblauch	1997
109*	Tony Oliva	1964
109	Kirby Puckett	1988
107	Tony Oliva	1965
107	Chuck Knoblauch	1995

HITS

239+	Rod Carew	1977
234+	Kirby Puckett	1988
225*	Paul Molitor	1996
223	Kirby Puckett	1986
218+	Rod Carew	1974
217+	Tony Oliva	1964
215+	Kirby Puckett	1989
210+	Kirby Puckett	1992
207**	Kirby Puckett	1987
204*	Tony Oliva	1970
204*	Cesar Tovar	1971

TOTAL BASES

374+	Tony Oliva	1964
365	Kirby Puckett	1986
358+	Kirby Puckett	1988
351	Rod Carew	1977
333	Kirby Puckett	1987
331	Justin Morneau	2006
328	Harmon Killebrew	1961
324	Harmon Killebrew	1969
323	Tony Oliva	1970
316	Harmon Killebrew	1964
316	Tony Oliva	1969

CAREER

.334	Rod Carew	1967-78
.323	Joe Mauer	2004-11
.318	Kirby Puckett	1984-95
.309	Shane Mack	1990-94
.306	Brian Harper	1988-93
.304	Tony Oliva	1962-76
.304	Chuck Knoblauch	1991-97
.286	Larry Hisle	1973-77
.284	Steve Braun	1971-76
.284	Mickey Hatcher	1981-86

BATTING AVERAGE

GAMES

1939	Harmon Killebrew	1961-74
1783	Kirby Puckett	1984-95
1747	Kent Hrbek	1981-94
1676	Tony Oliva	1962-76
1635	Rod Carew	1967-78
1361	Gary Gaetti	1981-90
1236	Bob Allison	1961-70
1234	Torii Hunter	1997-07
1219	Randy Bush	1982-93
1148	Roy Smalley	1976-82, 85-87

AT-BATS

7244	Kirby Puckett	1984-95
6593	Harmon Killebrew	1961-74
6301	Tony Oliva	1962-76
6235	Rod Carew	1967-78
6192	Kent Hrbek	1981-94
4989	Gary Gaetti	1981-90
4492	Torii Hunter	1997-07
4148	Zoilo Versalles	1961-67
4142	Cesar Tovar	1965-72
4072	Michael Cuddyer	2001-11

RUNS

1071	Kirby Puckett	1984-95
1047	Harmon Killebrew	1961-74
950	Rod Carew	1967-78
903	Kent Hrbek	1981-94
870	Tony Oliva	1962-76
713	Chuck Knoblauch	1991-97
672	Torii Hunter	1997-07
648	Bob Allison	1961-70
646	Gary Gaetti	1981-90
646	Cesar Tovar	1965-72

HITS

2304	Kirby Puckett	1984-95
2085	Rod Carew	1967-78
1917	Tony Oliva	1962-76
1749	Kent Hrbek	1981-94
1713	Harmon Killebrew	1961-74
1276	Gary Gaetti	1981-90
1218	Torii Hunter	1997-07
1197	Chuck Knoblauch	1991-97
1164	Cesar Tovar	1965-72
1106	Michael Cuddyer	2001-11

TOTAL BASES

3453	Kirby Puckett	1984-95
3412	Harmon Killebrew	1961-74
3002	Tony Oliva	1962-76
2976	Kent Hrbek	1981-94
2792	Rod Carew	1967-78
2181	Gary Gaetti	1981-90
2105	Torii Hunter	1997-07
1881	Bob Allison	1961-70
1869	Justin Morneau	2003-11
1838	Michael Cuddyer	2001-11

TWINS' ALL-TIME TOP TEN

SINGLE SEASON

DOUBLES

47	Justin Morneau	2008
46	Marty Cordova	1996
46	Delmon Young	2010
45**+	Zoilo Versalles	1965
45	Kirby Puckett	1989
45+	Chuck Knoblauch	1994
45	Torii Hunter	2007
44	Matt Lawton	2000
43	Joe Mauer	2010
43*	Tony Oliva	1964
42	Brian Harper and Kirby Puckett	1990 and 1988

TRIPLES

20+	Cristian Guzman	2000
16*	Rod Carew	1977
14*	Chuck Knoblauch	1996
14+	Cristian Guzman	2001
14+	Cristian Guzman	2003
13*	Zoilo Versalles	1963
13*	Cesar Tovar	1970
13	Kirby Puckett	1985
12**	Zoilo Versalles	1965
12	Rod Carew	1976
12	Lyman Bostock	1977

HOME RUNS

49+	Harmon Killebrew	1964
49+	Harmon Killebrew	1969
48*	Harmon Killebrew	1962
46	Harmon Killebrew	1961
45+	Harmon Killebrew	1963
44**+	Harmon Killebrew	1967
41	Harmon Killebrew	1970
39	Harmon Killebrew	1966
35	Bob Allison	1963
34	Gary Gaetti	1986
34	Kent Hrbek	1987
34	Justin Morneau	2006

RUNS BATTED IN

140+	Harmon Killebrew	1969
130	Justin Morneau	2006
129	Justin Morneau	2008
126*	Harmon Killebrew	1962
122	Harmon Killebrew	1961
121	Kirby Puckett	1988
119*	Harmon Killebrew	1971
119*	Larry Hisle	1977
113	Harmon Killebrew	1967
113	Harmon Killebrew	1970
113	Paul Molitor	1996

WALKS

145*	Harmon Killebrew	1969
131+	Harmon Killebrew	1967
128	Harmon Killebrew	1970
114+	Harmon Killebrew	1971
107	Harmon Killebrew	1961
106	Harmon Killebrew	1962
103	Bob Allison	1961
103+	Harmon Killebrew	1966
98	Chuck Knoblauch	1996
95	Chili Davis	1991

STRIKEOUTS

145+	Bob Darwin	1972
142	Carlos Gomez	2008
142+	Harmon Killebrew	1962
137*	Bob Darwin	1973
135	Harmon Killebrew	1964
130	Rich Becker	1997
130	Michael Cuddyer	2006
129	Jacque Jones	2002
128	Larry Hisle	1973
127*	Bob Darwin	1974
127	Corey Koskie	2002

CAREER

414	Kirby Puckett	1984-95
329	Tony Oliva	1962-76
312	Kent Hrbek	1981-94
305	Rod Carew	1967-78
259	Torii Hunter	1997-07
252	Gary Gaetti	1981-90
239	Michael Cuddyer	2001-11
232	Harmon Killebrew	1961-74
231	Justin Morneau	2003-11
216	Joe Mauer	2004-11

TRIPLES

90	Rod Carew	1967-78
61	Cristian Guzman	1999-04
57	Kirby Puckett	1984-95
56	Zoilo Versalles	1961-67
51	Chuck Knoblauch	1991-97
48	Tony Oliva	1962-76
45	Cesar Tovar	1965-72
41	Bob Allison	1961-70
35	Greg Gagne	1983-92
35	Michael Cuddyer	2001-11

HOME RUNS

475	Harmon Killebrew	1961-74
293	Kent Hrbek	1981-94
220	Tony Oliva	1962-76
211	Bob Allison	1961-70
207	Kirby Puckett	1984-95
201	Gary Gaetti	1981-90
192	Torii Hunter	1997-07
185	Justin Morneau	2003-11
163	Tom Brunansky	1982-88
141	Michael Cuddyer	2001-11

RUNS BATTED IN

1325	Harmon Killebrew	1961-74
1086	Kent Hrbek	1981-94
1085	Kirby Puckett	1984-95
947	Tony Oliva	1962-76
758	Gary Gaetti	1981-90
733	Rod Carew	1967-78
711	Torii Hunter	1997-07
709	Justin Morneau	2003-11
642	Bob Allison	1961-70
580	Michael Cuddyer	2001-11

WALKS

1321	Harmon Killebrew	1961-74
838	Kent Hrbek	1981-94
641	Bob Allison	1961-70
613	Rod Carew	1967-78
549	Roy Smalley	1976-82, 85-87
513	Chuck Knoblauch	1991-97
465	Joe Mauer	2004-11
450	Kirby Puckett	1984-95
448	Tony Oliva	1962-76
415	Justin Morneau	2003-11

STRIKEOUTS

1314	Harmon Killebrew	1961-74
965	Kirby Puckett	1984-95
877	Gary Gaetti	1981-90
870	Torii Hunter	1997-07
842	Bob Allison	1961-70
805	Michael Cuddyer	2001-11
798	Kent Hrbek	1981-94
737	Jacque Jones	1999-05
716	Rod Carew	1967-78
676	Greg Gagne	1983-92

TWINS' ALL-TIME TOP TEN

SINGLE SEASON

STOLEN BASES

62	Chuck Knoblauch	1997
49	Rod Carew	1976
46	Chuck Knoblauch	1995
45	Cesar Tovar	1969
45	Chuck Knoblauch	1996
41	Rod Carew	1973
38	Rod Carew	1974
37	Otis Nixon	1998
35	Cesar Tovar	1968
35	Rod Carew	1975
35	Chuck Knoblauch	1994

CAREER

STOLEN BASES

276	Chuck Knoblauch	1991-97
271	Rod Carew	1967-78
186	Cesar Tovar	1965-72
134	Kirby Puckett	1984-95
126	Torii Hunter	1997-07
116	Dan Gladden	1987-91
102	Cristian Guzman	1999-04
96	Matt Lawton	1995-01
92	Larry Hisle	1973-77
89	Nick Punto	2004-10

PITCHING

SINGLE SEASON

WINS

25*	Jim Kaat	1966
24*	Jim Perry	1970
24+	Frank Viola	1988
21	Camilo Pascual	1963
21*	Mudcat Grant	1965
20*	10 players tied (Goltz tied for league-lead in '77) (S. Erickson tied for league-lead in '91)	

LOSSES

20+	Pedro Ramos	1961
19+	Scott Erickson	1993
18	Geoff Zahn	1980
18	Allan Anderson	1990
17	Jim Kaat	1961
17	Jim Perry	1971
17	Bert Blyleven	1972
17	Bert Blyleven	1973
17	Bert Blyleven	1974
17	Bert Blyleven	1988
17	Rich Robertson	1996

EARNED RUN AVERAGE

2.45*	Allan Anderson	1988
2.46	Camilo Pascual	1963
2.49	Dave Goltz	1978
2.52	Bert Blyleven	1973
2.53	Jim Merritt	1967
2.53	Dean Chance	1968
2.54	Jim Perry	1966
2.61*	Johan Santana	2004
2.62	Lee Stange	1963
2.62	Ray Corbin	1972

GAMES

90*	Mike Marshall	1979
83**	Eddie Guardado	1996
81	J.C. Romero	2002
79	Eddie Guardado	1998
79*	Matt Guerrier	2009
78*	Bill Campbell	1976
77	Mike Trombley	1998
77	Juan Rincon	2004
76	Bob Wells	1999 and 2000
76	Matt Guerrier	2008

GAMES STARTED

42+	Jim Kaat	1965
41+	Jim Kaat	1966
40*	Jim Perry	1970
40	Bert Blyleven	1973
39	Mudcat Grant	1965
39**	Dean Chance	1967
39	Dean Chance	1968
39	Jim Perry	1971
39	Dave Goltz	1977
38	Five players tied	

CAREER

WINS

189	Jim Kaat	1961-73
149	Bert Blyleven	1970-76, 85-88
148	Brad Radke	1995-06
128	Jim Perry	1963-72
112	Frank Viola	1982-89
96	Dave Goltz	1972-79
93	Johan Santana	2000-07
88	Camilo Pascual	1961-66
75	Kevin Tapani	1989-95
67	Dave Boswell	1964-70

LOSSES

152	Jim Kaat	1961-73
139	Brad Radke	1995-06
138	Bert Blyleven	1970-76, 85-88
93	Frank Viola	1982-89
90	Jim Perry	1963-72
79	Dave Goltz	1972-79
65	Joe Mays	1999-05
63	Kevin Tapani	1989-95
60	Scott Erickson	1990-95
57	Three players tied	

EARNED RUN AVERAGE

2.67	Dean Chance	1967-69
3.03	Jim Merritt	1965-68
3.15	Jim Perry	1963-72
3.22	Johan Santana	2000-07
3.28	Bert Blyleven	1970-76, 85-88
3.28	Jim Kaat	1961-73
3.31	Camilo Pascual	1961-66
3.35	Dick Woodson	1969-70, 72-74
3.35	Mudcat Grant	1964-67
3.48	Dave Goltz	1972-79

GAMES

648	Eddie Guardado	1993-03, 2008
490	Rick Aguilera	1989-99
468	Jim Kaat	1961-73
460	Joe Nathan	2004-11
393	Matt Guerrier	2004-10
386	Juan Rincon	2001-08
378	Brad Radke	1995-06
376	Jesse Crain	2004-10
376	Jim Perry	1963-72
366	LaTroy Hawkins	1995-03

GAMES STARTED

422	Jim Kaat	1961-73
377	Brad Radke	1995-06
345	Bert Blyleven	1970-76, 85-88
259	Frank Viola	1982-89
249	Jim Perry	1963-72
215	Dave Goltz	1972-79
180	Kevin Tapani	1989-95
179	Camilo Pascual	1961-66
175	Johan Santana	2000-07
165	Eric Milton	1998-03

TWINS' ALL-TIME TOP TEN

SINGLE SEASON

COMPLETE GAMES

25	Bert Blyleven	1973
20	Bert Blyleven	1975
19*	Jim Kaat	1966
19	Bert Blyleven	1974
19	Dave Goltz	1977
18*	Camilo Pascual	1962
18*	Camilo Pascual	1963
18*	Dean Chance	1967
17	Bert Blyleven	1971
16	Two players tied	

SHUTOUTS

9+	Bert Blyleven	1973
8**+	Camilo Pascual	1961
6*	Mudcat Grant	1965
6	Dean Chance	1968
5**+	Jim Kaat	1962
5**+	Camilo Pascual	1962
5	Dean Chance	1967
5	Bert Blyleven	1971
5	Geoff Zahn	1980
4	Five players tied	

SAVES

47	Joe Nathan	2009
45*	Eddie Guardado	2002
44	Joe Nathan	2004
43	Joe Nathan	2005
42	Jeff Reardon	1988
42	Rick Aguilera	1991
41	Rick Aguilera	1992
41	Eddie Guardado	2003
39	Joe Nathan	2008
38	Rick Aguilera	1998

INNINGS-PITCHED

325.0	Bert Blyleven	1973
304.2*	Jim Kaat	1966
303.0	Dave Goltz	1977
292.0	Dean Chance	1968
287.1	Bert Blyleven	1972
283.2*	Dean Chance	1967
281.0	Bert Blyleven	1974
278.2	Jim Perry	1970
278.1	Bert Blyleven	1971
275.2	Bert Blyleven	1975

WALKS

127	Jim Hughes	1975
116*	Rich Robertson	1996
107	Dave Boswell	1967
102	Jim Perry	1971
101	Dick Woodson	1972
101	Bert Blyleven	1987
100	Camilo Pascual	1961
99	Dave Boswell	1969
98	Camilo Pascual	1964
97	Two players tied	

STRIKEOUTS

265*	Johan Santana	2004
258	Bert Blyleven	1973
249	Bert Blyleven	1974
245+	Johan Santana	2006
238+	Johan Santana	2005
235	Johan Santana	2007
234	Dean Chance	1968
233	Bert Blyleven	1975
228	Bert Blyleven	1972
224	Bert Blyleven	1971

CAREER

141	Bert Blyleven	1970-76, 85-88
133	Jim Kaat	1961-73
80	Dave Goltz	1972-79
72	Camilo Pascual	1961-66
61	Jim Perry	1963-72
54	Frank Viola	1982-89
37	Dave Boswell	1964-70
37	Brad Radke	1995-06
36	Mudcat Grant	1964-67
36	Geoff Zahn	1977-80

SHUTOUTS

29	Bert Blyleven	1970-76, 85-88
23	Jim Kaat	1961-73
18	Camilo Pascual	1961-66
17	Jim Perry	1963-72
11	Dean Chance	1967-69
11	Dave Goltz	1972-79
10	Mudcat Grant	1964-67
10	Frank Viola	1982-89
10	Brad Radke	1995-06
7	Geoff Zahn	1977-80
7	Scott Erickson	1990-95

SAVES

260	Joe Nathan	2004-09
254	Rick Aguilera	1989-98
116	Eddie Guardado	1993-03, 2008
108	Ron Davis	1982-86
104	Jeff Reardon	1987-89
88	Al Worthington	1964-69
76	Ron Perranoski	1968-71
54	Mike Marshall	1978-80
51	Bill Campbell	1973-76
44	LaTroy Hawkins	1995-03

INNINGS-PITCHED

2959.1	Jim Kaat	1961-73
2566.2	Bert Blyleven	1970-76, 85-88
2451.0	Brad Radke	1995-06
1883.1	Jim Perry	1963-72
1772.2	Frank Viola	1982-89
1638.0	Dave Goltz	1972-79
1308.2	Johan Santana	2000-07
1284.2	Camilo Pascual	1961-66
1171.1	Kevin Tapani	1989-95
1036.1	Dave Boswell	1964-70

WALKS

694	Jim Kaat	1961-73
674	Bert Blyleven	1970-76, 85-88
541	Jim Perry	1963-72
521	Frank Viola	1982-89
493	Dave Goltz	1972-79
460	Dave Boswell	1964-70
445	Brad Radke	1995-06
431	Camilo Pascual	1961-66
367	Scott Erickson	1990-95
364	Johan Santana	2000-07

STRIKEOUTS

2035	Bert Blyleven	1970-76, 85-88
1824	Jim Kaat	1961-73
1467	Brad Radke	1995-06
1381	Johan Santana	2000-07
1214	Frank Viola	1982-89
1025	Jim Perry	1963-72
994	Camilo Pascual	1961-66
887	Dave Goltz	1972-79
865	Dave Boswell	1964-70
770	Scott Baker	2005-11



...During his career, Kirby Puckett's .318 career batting average was the third-highest among his peers, trailing only Wade Boggs (.333) and Tony Gwynn (.337).

TWINS' ALL-TIME TOP TEN

SINGLE SEASON

HOME RUNS ALLOWED

50+	Bert Blyleven	1986
46	Bert Blyleven	1987
40**+	Brad Radke	1996
39+	Pedro Ramos	1961
39+	Jim Perry	1971
38+	Carlos Silva	2006
37	Frank Viola	1986
35+	Mike Smithson	1984
35	Eric Milton	2000
35	Eric Milton	2001

CAREER

HOME RUNS ALLOWED

326	Brad Radke	1995-06
270	Jim Kaat	1961-73
243	Bert Blyleven	1970-76, 85-88
213	Frank Viola	1982-89
166	Jim Perry	1963-72
149	Eric Milton	1998-03
144	Johan Santana	2000-07
128	Kyle Lohse	2001-06
127	Joe Mays	1999-05
123	Camilo Pascual	1961-66
	Scott Baker	2005-11

WIN PERCENTAGE

.800+	Francisco Liriano (12-3)	2006	.717
.800+	Johan Santana (12-3)	2003	.679
.774+	Frank Viola (24-7)	1988	.611
.773*	Bill Campbell (17-5)	1976	.607
.769	Jim Perry (20-6)	1969	.604
.769	Johan Santana (20-6)	2004	.588
.769	Kevin Slowey (10-3)	2009	.587
.760	Johan Santana (19-6)	2006	.574
.750*	Mudcat Grant (21-7)	1965	.568
.750	Glen Perkins (12-4)	2008	.554

WIN PERCENTAGE

Juan Berenguer (33-13)	1987-90
Johan Santana (93-44)	2000-07
Jesse Crain (33-21)	2004-10
Camilo Pascual (88-57)	1961-66
Bill Campbell (32-21)	1973-76
Mudcat Grant (50-35)	1964-67
Jim Perry (128-90)	1963-72
Kevin Slowey (39-29)	2007-11
Scott Baker (63-48)	2005-11
Two players tied	

+ Led Major Leagues

* Led league

** Tied for league lead

bold indicates player still active with Twins

Career batting based on 2000 at-bats; Season batting and pitching records based on qualifying players; Career pitching records based on 500 innings pitched;

Career win percentage determined by at least 30 wins

TWINS' LONGEST GAMES

DATE	OPPONENT	INN	TIME	SCORE	WINNER	LOSER
8-31-93	Cleveland	22	6:17	5-4	Merriman	Grimsley
5-12-72	Milwaukee	22	5:47	3-4	Colborn	Blyleven
8-9-67	Washington	20	5:40	7-9	Baldwin	Roland
8-25-76	at New York (AL)	19	5:27	4-5	Jackson	Burgmeier
7-26-67	at New York (AL)	18	4:35	3-2	Worthington	Tillotson
7-19-69	at Seattle	18	5:41	11-7	Perry	Gelnar
9-6-69	at Oakland	18	5:17	8-6	Kaat	Lauzerique
8-8-04	Oakland	18	4:57	5-6	Hammond	Mulholland
4-9-69	at Kansas City	17	4:32	3-4	Burgmeier	Miller
8-28-76	at Cleveland	17	4:55	3-4	Buskey	Hughes
9-17-77	at Texas	17	5:12	4-5	Barker	Carrithers
5-7-95	at Cleveland	17	6:36	9-10	Poole	Guthrie
7-25-69	at Cleveland	16	4:26	4-2	Perranoski	Paul
7-12-75	at New York (AL)	16	5:11	7-8	Martinez	Burgmeier
4-20-82	at Oakland	16	5:03	3-4	Beard	Castillo
6-11-86	Texas	16	4:32	2-6	Williams	Jackson
5-4-04	at Seattle	16	4:48	3-4	Villone	Greisinger
8-15-05	@Chicago (AL)	16	5:09	9-4	Romero	Adams
7-3-09	Detroit	16	5:07	9-11	Dolsi	Dickey

TWINS ALL-TIME LIST

Twins who have collected 30-plus doubles and 30-plus homers in the same season:

Tony Oliva	1964	43 2B, 32 HR
Kirby Puckett	1986	37 2B, 31 HR
Gary Gaetti	1986	34 2B, 34 HR
Gary Gaetti	1987	36 2B, 31 HR
Justin Morneau	2006	37 2B, 34 HR
Justin Morneau	2007	31 2B, 31 HR
Michael Cuddyer	2009	34 2B, 32 HR
Justin Morneau	2009	31 2B, 30 HR

TWINS' ROOKIE TOP TEN

BATTING

BATTING AVERAGE*

323*	Tony Oliva.....	1964
301	Kent Hrbek.....	1982
298	Rich Rollins.....	1962
296	Kirby Puckett.....	1984
294	Denard Span.....	2008
292	Rod Carew.....	1967
285	John Castino.....	1979
282	Lyman Bostock.....	1975
281	Chuck Knoblauch.....	1991
280	Zoilo Versalles.....	1961

AT-BATS

672	Tony Oliva.....	1964
624	Rich Rollins.....	1962
573	Bernie Allen.....	1962
568	Tim Teufel.....	1984
565	Chuck Knoblauch.....	1991
563	Luis Rivas.....	2001
557	Kirby Puckett.....	1984
534	Butch Wynegar.....	1976
532	Kent Hrbek.....	1982
514	Rod Carew.....	1967

HITS

217*	Tony Oliva.....	1964
186	Rich Rollins.....	1962
165	Kirby Puckett.....	1984
160	Kent Hrbek.....	1982
159	Chuck Knoblauch.....	1991
154	Bernie Allen.....	1962
150	Rod Carew.....	1967
150	Luis Rivas.....	2001
149	Tim Teufel.....	1984
143	Zoilo Versalles.....	1961

HOME RUNS

33	Jimmie Hall.....	1963
32	Tony Oliva.....	1964
25	Gary Gaetti.....	1982
24	Marty Cordova.....	1995
23	Kent Hrbek.....	1982
22	Bobby Darwin.....	1972
20	Tom Brunansky.....	1982
16	Rich Rollins.....	1962
15	Dan Ford.....	1975
14	Tim Teufel.....	1984

WALKS

79	Butch Wynegar.....	1976
76	Tim Teufel.....	1984
75	Rich Rollins.....	1962
71	Tom Brunansky.....	1982
63	Jimmie Hall.....	1963
62	Bernie Allen.....	1962
59	Chuck Knoblauch.....	1991
54	Kent Hrbek.....	1982
54	Bobby Mitchell.....	1982
52	Two players tied.....	

GAMES

161	Tony Oliva.....	1964
159	Bernie Allen.....	1962
159	Rich Rollins.....	1962
157	Tim Teufel.....	1984
156	Jimmie Hall.....	1963
156	Steve Lombardozzi.....	1986
153	Bobby Randall.....	1976
153	Luis Rivas.....	2001
151	Chuck Knoblauch.....	1991
149	Butch Wynegar.....	1976

RUNS

109*	Tony Oliva.....	1964
96	Rich Rollins.....	1962
88	Jimmie Hall.....	1963
82	Kent Hrbek.....	1982
81	Marty Cordova.....	1995
79	Bernie Allen.....	1962
78	Chuck Knoblauch.....	1991
77	Tom Brunansky.....	1982
76	Tim Teufel.....	1984
72	Dan Ford.....	1975

DOUBLES

43*	Tony Oliva.....	1964
30	Tom Brunansky.....	1982
30	Tim Teufel.....	1984
27	Bernie Allen.....	1962
27	Marty Cordova.....	1995
25	Gary Gaetti.....	1982
25	Zoilo Versalles.....	1961
24	Jacque Jones.....	1999
24	Chuck Knoblauch.....	1991
23	Two players tied.....	

RUNS BATTED IN

96	Rich Rollins.....	1962
94	Tony Oliva.....	1964
92	Kent Hrbek.....	1982
84	Gary Gaetti.....	1982
84	Marty Cordova.....	1995
80	Jimmie Hall.....	1963
80	Bobby Darwin.....	1972
69	Butch Wynegar.....	1976
64	Bernie Allen.....	1962
61	Tim Teufel.....	1984

STOLEN BASES

34	Ben Revere.....	2011
31	Luis Rivas.....	2001
25	Willie Norwood.....	1978
25	Chuck Knoblauch.....	1991
20	Marty Cordova.....	1995
18	Denard Span.....	2008
16	Cesar Tovar.....	1966
16	Zoilo Versalles.....	1961
14	Kirby Puckett.....	1984
14	Chad Allen.....	1999

* - Batting average based on at-least 400 plate appearances

DID YOU Know?

...that the Twins' best home stand ever took place during the 1991 season. The team went 10-0 from June 3-13 against Baltimore (3-0), Cleveland (4-0) and New York (3-0). The franchise's best road trip resulted in 7 wins in 8 tries, accomplished twice. The first was a New York, Milwaukee and Boston trip, April 28 to May 7, 1972 and with the second coming 30 years later on a Cleveland, Detroit and Chicago trip from July 17-July 24, 2002. The Twins have had two trips over the years on which they've won 10 games, however. They were 10-7 between July 23 and August 8, 1963, and 10-6 from August 14-27, 1967.

TWINS' ROOKIE TOP TEN

PITCHING

WINS

16	Jim Hughes	1975	37
14	Roger Erickson	1978	37
12	Kevin Tapani	1990	34
12	Mark Redman	2000	33
12	Jesse Crain	2005	32
12	Francisco Liriano	2006	28
12	Glen Perkins	2008	28
11	Paul Thormodsgard	1977	26
11	Nick Blackburn	2008	26
11	Brad Radke	1995	25

LOSSES

15	Paul Thormodsgard	1977	23
14	Jim Hughes	1975	7
14	Brad Radke	1995	4
14	Eric Milton	1998	4
13	Roger Erickson	1978	4
13	Terry Felton	1982	3
12	Rick Lysander	1983	3
11	Ray Corbin	1971	3
11	Joe Mays	1999	3
11	Nick Blackburn	2008	3

EARNED RUN AVERAGE*

1.98	Doug Corbett	1980	265.2
2.16	Garry Roggenburk	1963	249.2
2.16	Francisco Liriano	2006	218.0
2.34	Jose Mijares	2009	193.1
2.67	Dave Goltz	1972	184.1
2.71	Jesse Crain	2005	181.0
2.87	Scott Erickson	1990	172.1
2.92	Pete Cimino	1966	171.0
3.14	Bill Campbell	1973	164.0
3.16	Tony Fiore	2002	164.0

GAMES

75	Jesse Crain	2005	127
73	Doug Corbett	1980	80
71	Jose Mijares	2009	79
61	Rick Lysander	1983	76
60	Len Whitehouse	1983	70
60	Gary Wayne	1989	70
52	Ray Corbin	1971	67
49	Dan Naulty	1996	65
49	Joe Mays	1999	63
48	Two players tied		59

COMPLETE GAMES

14	Roger Erickson	1978	144
12	Jim Hughes	1975	135
8	Paul Thormodsgard	1977	130
6	Gary Serum	1978	121
5	Tom Hall	1969	117
5	Bert Blyleven	1970	115
4	Vic Albury	1974	107
3	Joe Bonikowski	1962	101
3	Al Williams	1980	96
3	Frank Viola	1982	96

GAMES STARTED

Paul Thormodsgard	1977
Roger Erickson	1978
Jim Hughes	1975
Nick Blackburn	2008
Eric Milton	1998
Kevin Tapani	1990
Brad Radke	1995
Glen Perkins	2008
Les Straker	1987
Bert Blyleven	1970

SAVES

Doug Corbett	1980
Bill Campbell	1973
Garry Roggenburk	1963
Pete Cimino	1966
Dan Naulty	1996
Lee Stange	1962
Ray Corbin	1971
Jim Strickland	1972
Tom Johnson	1975
Terry Felton	1982
Rick Lysander	1983

INNINGS-PITCHED

Roger Erickson	1978
Jim Hughes	1975
Paul Thormodsgard	1977
Nick Blackburn	2008
Gary Serum	1978
Brad Radke	1995
Eric Milton	1998
Joe Mays	1999
Vic Albury	1974
Bert Blyleven	1970

WALKS

Jim Hughes	1975
Vic Albury	1974
Roger Erickson	1978
Terry Felton	1982
Ray Corbin	1971
Eric Milton	1998
Joe Mays	1999
Paul Thormodsgard	1977
Pete Redfern	1976
Les Straker	1987

STRIKEOUTS

Francisco Liriano	2006
Bert Blyleven	1970
Jim Hughes	1975
Roger Erickson	1978
Mark Redman	2000
Joe Mays	1999
Eric Milton	1998
Kevin Tapani	1990
Gerry Arrigo	1964
Nick Blackburn	2008

* - Earned run average based on at-least 50 innings pitched

DID YOU Know?

...that on September 22, 1968 vs. Oakland at Metropolitan Stadium, Cesar Tovar became the second Major Leaguer ever to play all nine positions in one game. He is also the only position player to be the starting pitcher in Twins' history, as he tossed a scoreless first inning, including a strikeout of Reggie Jackson. He went on to catch, play first base, shortstop, third base, left field, center field and right field for an inning apiece.

TWINS' CAREER BATTING

(1,500-OR-MORE AT-BATS)

Player	Years	AVG	G	AB	R	H	2B	3B	HR	RBI	BB	SO
Bernie Allen	1962-66	.246	492	1595	195	392	75	10	32	163	165	212
Bob Allison	1961-70	.254	1236	3926	648	999	167	41	211	642	641	842
Earl Battey	1961-67	.278	853	2762	297	768	115	10	76	350	328	315
Steve Braun	1971-76	.284	751	2429	333	689	103	14	35	273	356	285
Tom Brunansky	1982-88	.250	916	3313	450	829	154	13	163	469	394	589
Steve Brye	1970-76	.261	537	1641	194	428	76	10	22	156	117	227
Randy Bush	1982-93	.251	1219	3045	388	763	154	26	96	409	348	505
Leo Cardenas	1969-71	.263	473	1720	193	453	83	12	39	210	159	266
Rod Carew	1967-78	.334	1635	6235	950	2085	305	90	74	733	613	716
John Castino	1979-84	.278	666	2320	293	646	86	34	41	249	177	298
Ron Coomer	1995-00	.278	676	2397	283	667	121	7	77	364	132	317
Marty Cordova	1995-99	.277	628	2322	336	643	139	14	79	385	233	498
Mike Cuddage	1976-80	.266	555	1681	195	447	66	18	29	226	181	193
Michael Cuddyer	2001-11	.272	1139	4072	606	1106	239	35	141	580	411	805
Bobby Darwin	1972-75	.257	490	1817	210	467	59	11	70	282	139	453
Dan Ford	1975-78	.272	570	1999	303	543	106	25	57	287	155	364
Lew Ford	2003-07	.272	494	1514	228	412	80	10	32	172	147	236
Gary Gaetti	1981-90	.256	1361	4989	646	1276	252	25	201	758	358	877
Greg Gagne	1983-92	.249	1140	3386	452	844	183	35	69	335	188	676
Dan Gladden	1987-91	.268	645	2470	358	661	117	26	38	238	169	326
Lenny Green	1961-64	.268	485	1514	233	406	71	11	27	140	204	113
Cristian Guzman	1999-04	.266	841	3277	458	871	142	61	39	289	166	491
Jimmie Hall	1963-66	.269	573	1885	282	507	73	16	98	288	191	358
Brian Harper	1988-93	.306	730	2503	283	767	156	6	48	346	111	128
Mickey Hatcher	1981-86	.284	672	2366	256	671	127	15	26	260	109	158
Larry Hisle	1973-77	.286	662	2437	369	697	109	23	87	409	251	478
Denny Hocking	1993-03	.252	876	2204	273	556	109	17	25	215	188	412
Kent Hrbek	1981-94	.282	1747	6192	903	1749	312	18	293	1086	838	798
Torii Hunter	1997-07	.271	1234	4492	672	1218	259	26	192	711	319	870
Jackie Jones	1999-05	.279	976	3492	492	974	189	15	132	476	231	737
Harmon Killebrew	1961-74	.260	1939	6593	1047	1713	232	21	475	1325	1321	1314
Chuck Knoblauch	1991-97	.304	1013	3939	713	1197	210	51	43	391	513	453
Corey Koskie	1998-04	.280	816	2788	438	781	180	13	101	437	385	647
Jason Kubel	2004-11	.271	753	2559	334	694	142	13	104	429	250	532
Gene Larkin	1987-93	.266	758	2321	275	618	131	12	32	266	268	278
Tim Laudner	1981-89	.225	734	2038	221	458	97	5	77	263	190	553
Matt Lawton	1995-01	.277	771	2672	423	739	163	13	72	384	408	335
Shane Mack	1990-94	.309	633	2161	351	668	119	24	67	315	200	381
Joe Mauer	2004-11	.323	918	3388	545	1096	216	16	84	502	465	387
Pat Meares	1993-98	.265	742	2464	304	653	120	21	41	303	95	432
Doug Mientkiewicz	1998-04	.275	643	2147	273	590	146	6	43	266	300	308
Don Mincher	1961-66	.244	590	1511	220	369	73	9	90	265	220	278
George Mitterwald	1966-73	.239	514	1578	156	377	53	4	50	176	141	391
Paul Molitor	1996-98	.312	422	1700	237	530	102	17	23	271	146	186
Justin Morneau	2003-11	.281	1017	3749	550	1055	231	14	185	709	415	639
Pedro Munoz	1990-95	.275	483	1587	186	436	70	8	61	234	91	387
Al Newman	1987-91	.231	618	1647	209	380	59	7	0	135	178	162
Tony Oliva	1962-76	.304	1676	6301	870	1917	329	48	220	947	448	645
Kirby Puckett	1984-95	.318	1783	7244	1071	2304	414	57	207	1085	450	965
Nick Punto	2004-10	.248	747	2365	311	587	102	21	12	194	271	440
Rich Reese	1964-73	.260	807	1918	238	498	72	17	50	241	151	253
Luis Rivas	2000-05	.262	565	1884	258	493	86	26	30	177	113	289
Rich Rollins	1961-68	.272	888	3048	395	830	117	20	71	369	253	382
Roy Smalley	1976-82, '85-'87	.262	1148	3997	551	1046	184	21	110	485	549	606
Denard Span	2008-11	.285	461	1838	289	523	67	32	19	189	207	259
Danny Thompson	1970-76	.251	630	2022	177	508	67	11	14	181	107	216
Cesar Tovar	1965-72	.281	1090	4142	646	1164	193	45	38	319	299	307
Ted Uhlender	1965-69	.262	543	1846	226	483	70	16	23	186	112	178
Zoilo Versalles	1961-67	.252	1065	4148	564	1046	188	56	86	401	251	606
Gary Ward	1979-83	.285	417	1543	216	439	80	20	51	219	115	260
Rob Wilfong	1977-82	.262	554	1591	210	417	59	15	22	152	135	224
Butch Wynegar	1976-82	.254	794	2746	325	697	112	9	37	325	358	259
Delmon Young	2008-11	.287	497	1845	233	530	106	7	47	273	93	333

— bold indicates player still active with Twins.

PLAYERS WHO PLAYED ENTIRE CAREER WITH TWINS

(Minimum of 10 years played)

Tony Oliva
Kirby Puckett
Kent Hrbek

1962-76
1984-95
1981-94

Randy Bush
Bob Alton
Brad Radke

1982-93
1961-70
1995-2006

TWINS' CAREER PITCHING

(400-OR-MORE INNINGS-PITCHED)

Player	Years	ERA	W	L	IP	H	R	ER	BB	SO
Rick Aguilera.....	1989-99	3.50	40	47	694.0	641	298	270	179	586
Allan Anderson.....	1986-91	4.11	49	54	818.2	901	424	374	211	339
Scott Baker.....	2005-11	4.15	63	48	958.0	987	456	442	224	770
Juan Berenguer.....	1987-90	3.70	33	13	418.1	355	182	172	213	379
Nick Blackburn.....	2007-11	4.50	39	46	720.0	860	409	360	176	346
Bert Blyleven.....	1970-76, '85-88	3.28	149	138	2566.2	2369	1044	934	674	2035
Dave Boswell.....	1964-70	3.49	67	54	1036.1	823	443	402	460	865
John Butcher.....	1984-86	4.48	24	28	502.2	563	273	250	120	204
Bill Campbell.....	1973-76	3.13	32	21	460.2	417	178	160	183	322
Bobby Castillo.....	1982-84	3.98	23	24	402.1	378	194	178	169	220
Dean Chance.....	1967-69	2.67	41	34	664.0	544	244	197	166	504
Ray Corbin.....	1971-75	3.84	36	38	652.1	638	325	278	261	348
Joe Decker.....	1973-76	4.09	29	34	503.1	486	254	229	272	310
Roger Erickson.....	1978-82	4.10	31	47	712.0	769	375	324	226	321
Scott Erickson.....	1990-95	4.22	61	60	979.1	1035	509	459	367	527
Dave Goltz.....	1972-79	3.48	96	79	1638.0	1654	729	634	493	887
Jim Grant.....	1964-67	3.35	50	35	780.2	783	340	291	163	377
Eddie Guardado.....	1993-03, '08	4.53	37	49	704.2	674	368	355	270	610
Matt Guerrier.....	2004-10	3.38	19	25	472.0	440	192	177	147	310
Mark Guthrie.....	1989-95	4.19	29	27	489.2	527	252	228	174	388
Tom Hall.....	1968-71	3.00	25	21	455.1	354	178	152	186	431
LaTroy Hawkins.....	1995-03	5.05	44	57	818.0	956	497	459	290	532
Jim Hughes.....	1974-77	4.30	25	30	441.1	443	241	211	205	226
Darrell Jackson.....	1978-82	4.38	20	27	411.0	425	219	200	186	229
Jim Kat.....	1961-73	3.28	189	152	2959.1	2927	1295	1080	694	1824
Jerry Koosman.....	1979-81	3.77	39	35	601.1	618	276	252	186	361
Jack Kralick.....	1961-63	3.74	26	26	510.1	524	238	212	133	289
Francisco Liriano.....	2005-11	4.19	47	42	683.1	638	337	318	269	679
Kyle Lohse.....	2001-06	4.88	51	57	908.1	1025	522	493	289	561
Joe Mays.....	1999-05	4.85	48	65	946.1	1052	545	510	303	487
Jim Merritt.....	1965-68	3.03	37	41	686.2	583	260	231	135	527
Eric Milton.....	1998-03	4.76	57	51	987.1	1000	557	522	269	715
Joe Nathan.....	2004-11	2.16	24	13	463.1	309	118	111	134	561
Camilo Pascual.....	1961-66	3.31	88	57	1284.2	1130	541	472	431	994
Carl Pavano.....	2009-11	4.11	31	28	516.2	574	257	236	93	278
Jim Perry.....	1963-72	3.15	128	90	1883.1	1711	736	659	541	1025
Brad Radke.....	1995-06	4.22	148	139	2451.0	2643	1233	1150	445	1467
Pete Redfern.....	1976-82	4.54	42	48	714.0	764	409	360	306	426
Juan Rincon.....	2001-08	3.69	30	26	441.0	414	208	181	182	412
Frank Rodriguez.....	1995-98	5.20	25	32	509.1	546	333	294	215	282
J.C. Romero.....	1999-05	4.35	25	20	407.2	395	215	197	209	336
Johan Santana.....	2000-07	3.22	93	44	1308.2	1068	500	468	364	1381
Ken Schrom.....	1983-85	4.34	29	31	494.0	516	262	238	180	203
Carlos Silva.....	2004-07	4.42	47	45	773.2	942	412	380	112	306
Kevin Slowey.....	2007-11	4.66	39	29	532.2	606	287	276	84	395
Mike Smithson.....	1984-87	4.46	47	48	816.0	870	446	404	227	438
Dick Stigman.....	1962-65	3.69	37	37	643.2	551	278	264	248	538
Kevin Tapani.....	1989-95	4.06	75	63	1171.1	1228	565	528	255	724
Mike Trombley.....	1992-02	4.53	30	34	645.2	668	353	325	244	528
Frank Viola.....	1982-89	3.86	112	93	1772.2	1775	842	760	521	1214
Al Williams.....	1980-84	4.24	35	38	642.2	670	330	303	227	262
Dick Woodson.....	1969-74	3.35	33	30	561.0	488	244	209	241	303
Al Worthington.....	1964-69	2.62	37	31	473.1	379	162	138	186	399
Geoff Zahn.....	1977-80	3.90	53	53	852.0	948	429	369	254	348

— bold indicates player still active with Twins.

DID YOU Know?

...that on 22 occasions, Twins catchers and pitchers have combined to nab three would-be base-stealers in a game, but only once, on May 29, 1982, have they ever nailed four runners in one game. Ken Griffey, Graig Nettles, Bobby Murcer, and Willie Randolph were caught by Twins catcher Sal Butera that day. Nettles and Murcer as part of a Twins' triple play.

TWINS' YEARLY BATTING LEADERS

AVERAGE		HOME RUNS		RUNS-BATTED-IN	
1961 —	Batley.....302	Killebrew.....46	Killebrew.....122		
1962 —	Rollins.....298	Killebrew.....*48	Killebrew.....*126		
1963 —	Rollins.....307	Killebrew.....+45	Killebrew.....96		
1964 —	Oliva.....*323	Killebrew.....+49	Killebrew.....111		
1965 —	Oliva.....*321	Killebrew.....25	Oliva.....98		
1966 —	Oliva.....307	Killebrew.....39	Killebrew.....110		
1967 —	Carew.....292	Killebrew.....#44	Killebrew.....113		
1968 —	Oliva.....289	Allison.....22	Oliva.....+68		
1969 —	Carew.....*332	Killebrew.....+49	Killebrew.....+140		
1970 —	Oliva.....325	Killebrew.....41	Killebrew.....113		
1971 —	Oliva.....*337	Killebrew.....28	Killebrew.....*119		
1972 —	Carew.....*318	Killebrew.....26	Darwin.....80		
1973 —	Carew.....+350	Darwin.....18	Oliva.....92		
1974 —	Carew.....+364	Darwin.....25	Darwin.....94		
1975 —	Carew.....+359	Ford.....15	Carew.....80		
1976 —	Carew.....331	Ford.....20	Hisle.....96		
1977 —	Carew.....+388	Hisle.....28	Hisle.....*119		
1978 —	Carew.....*333	Smalley.....19	Ford.....82		
1979 —	Landreaux.....305	Smalley.....24	Smalley.....95		
1980 —	Castino.....302	Castino.....13	Castino.....64		
1981 —	Castino.....268	Smalley.....7	Hatcher.....37		
1982 —	Hrbek.....301	Ward.....28	Hrbek.....92		
1983 —	Hrbek.....297	Brunansky.....28	Ward.....88		
1984 —	Hrbek.....311	Brunansky.....32	Hrbek.....107		
1985 —	Puckett.....288	Brunansky.....27	Hrbek.....93		
1986 —	Puckett.....328	Gaetti.....34	Gaetti.....108		
1987 —	Puckett.....332	Hrbek.....34	Gaetti.....109		
1988 —	Puckett.....356	Gaetti.....28	Puckett.....121		
1989 —	Puckett.....*339	Hrbek.....25	Puckett.....85		
1990 —	Puckett.....298	Hrbek.....22	Gaetti.....85		
1991 —	Puckett.....319	Davis.....29	Davis.....93		
1992 —	Puckett.....329	Puckett.....19	Puckett.....110		
1993 —	Harper.....304	Hrbek.....25	Puckett.....89		
1994 —	Puckett.....317	Puckett.....20	Puckett.....*112		
1995 —	Knoblauch.....333	Cordova.....24	Puckett.....99		
1996 —	Knoblauch, Molitor.....341	Cordova.....16	Molitor.....113		
1997 —	Molitor.....305	Cordova.....15	Molitor.....89		
1998 —	Walker.....316	Lawton.....21	Lawton.....77		
1999 —	Walker.....279	Coomer.....16	Cordova.....70		
2000 —	Lawton.....305	Jones.....19	Lawton.....88		
2001 —	Mientkiewicz.....306	Hunter.....27	Koskie.....103		
2002 —	Jones.....300	Hunter.....29	Hunter.....94		
2003 —	Pierzynski.....312	Hunter.....26	Hunter.....102		
2004 —	Ford.....299	Koskie.....25	Hunter.....81		
2005 —	Mauer.....294	Jones.....23	Morneau.....79		
2006 —	Mauer.....+347	Morneau.....34	Morneau.....130		
2007 —	Mauer.....293	Morneau.....31	Morneau.....111		
2008 —	Mauer.....*328	Morneau.....23	Morneau.....129		
2009 —	Mauer.....+365	Cuddyer.....32	Kubel.....103		
2010 —	Mauer.....327	Thome.....25	Young.....112		
2011 —	Cuddyer.....284	Cuddyer.....20	Valencia.....72		

(+ — major league leadership; # — tie for major league leadership; * — league leadership)

POSITION PLAYERS WHO HAVE PITCHED

PLAYER	DATE	OPP	IP	R	ER	PLAYER	DATE	OPP	IP	R	ER
Julio Becquer	9-10-61	at KC	1.1	3	3	John Moses	5-19-90	at Bos	1.0	1	1
Cesar Tovar *	9-22-68	Oak	1.0	0	0	John Moses	7-31-90	Cal	1.0	2	2
Dan Gladden	6-27-88	at Cal	1.0	0	0	Michael Cuddyer	7-25-11	at Tex	1.0	0	0
Dan Gladden	5- 7-89	at Cle	1.0	1	1						
John Moses	6-24-89	at Bos	1.0	0	0						

* - started game

TWINS' MONTHLY RECORDS

	Mar.	Apr.	May	June	July	Aug.	Sept.	Oct.
1961	—	9- 6	10-18	10-21	16-11	12-18	13-15	0- 1
1962	—	9- 9	18-12	15-15	15-11	19-13	15-11	—
1963	—	9-10	14-12	20-10	14-17	18-10	16-11	—
1964	—	7- 6	17-13	15-16	11-18	16-13	12-14	1- 3
1965	—	8- 3	19-12	16-13	22- 9	19-13	17- 9	1- 1
1966	—	4- 6	16-15	15-17	16-14	21-11	16- 9	1- 1
1967	—	5-10	15-12	16-12	17-13	21-11	17-12	0- 1
1968	—	11- 6	13-15	14-14	10-19	18-17	13-12	—
1969	—	13- 7	12-12	16-14	23- 7	15-12	17-12	1- 1
1970	—	12- 6	19- 7	14-12	17-11	14-18	21-10	1- 0
1971	—	9-12	16-12	13-15	9-17	13-15	14-15	—
1972	—	8- 3	15- 9	12-17	12-16	14-15	14-15	2- 2
1973	—	9- 8	16-11	14-14	14-17	11-19	17-12	—
1974	—	9-11	11-12	12-19	18-12	15-14	16-11	1- 1
1975	—	6-10	17- 9	10-20	12-21	18-10	13-13	—
1976	—	5- 9	16-12	12-18	18-11	13-19	18- 8	3- 0
1977	—	13- 9	16- 8	13-15	17-14	16-13	7-18	2- 0
1978	—	8-16	11-12	11-13	15-15	13-19	15-13	0- 1
1979	—	13- 7	14-12	12-15	16-14	14-16	13-16	—
1980	—	10-10	8-19	13-13	16-12	10-21	17- 7	3- 2
1981	—	6-12	8-20	3- 7	—	9-13	14-14	1- 2
1982	—	9-13	3-26	8-17	14-13	13-15	12-16	1- 2
1983	—	11-11	11-17	9-18	12-15	14-15	12-15	1- 1
1984	—	11-13	13-12	13-14	17-10	15-16	12-16	—
1985	—	11- 9	10-16	12-13	13-15	12-16	16-14	3- 2
1986	—	8-13	11-16	14-13	10-16	12-17	13-14	3- 2
1987	—	12- 9	14-14	17-11	13-14	13-15	16-11	0- 3
1988	—	8-13	17-10	17-10	15-12	17-13	15-13	2- 0
1989	—	10-12	13-15	17-12	11-14	17-12	12-16	0- 1
1990	—	7-12	21- 7	7-21	15-14	9-19	13-14	2- 1
1991	—	9-11	14-14	22- 6	16-10	17-12	15-10	2- 4
1992	—	9-12	18- 8	18-11	16-11	12-17	14-12	3- 1
1993	—	8-14	12-13	12-15	11-16	13-17	14-14	1- 2
1994	—	9-16	16- 8	15-12	7-20	6- 4	—	—
1995	—	2- 3	8-20	7-19	13-14	12-16	14-15	0- 1
1996	—	13-12	10-16	15-13	13-14	16-14	11-15	—
1997	—	11-15	12-16	12-13	13-14	8-20	12-16	—
1998	—	11-16	13-13	14-14	13-13	9-20	10-16	—
1999	—	9-14	9-18	11-15	15-11	12-16	7-21	0- 2
2000	—	11-15	13-14	12-16	12-15	11-14	10-18	0- 1
2001	—	18- 6	16-11	14-14	12-15	11-18	10-11	4- 2
2002	—	16-11	15-13	15-12	19- 7	15-14	14-10	—
2003	1-0	11-14	19- 9	12-15	10-16	18-11	19- 7	—
2004	—	15- 7	12-16	14-12	17-10	15-13	17-11	2- 1
2005	—	15- 8	14-13	13-13	12-16	16-13	11-16	2- 0
2006	—	9-15	15-13	19- 7	18- 8	16-12	18-11	1- 0
2007	—	14-11	13-14	15-12	13-14	13-16	11-16	—
2008	1-0	12-14	15-13	17-11	15-10	17-12	11-15	—
2009	—	11-11	14-16	15-12	12-12	14-14	16-11	5- 0
2010	—	15- 8	16-12	12-15	15-11	18-10	17-10	1- 2
2011	—	9-17	8-19	17- 9	16-13	7- 21	6- 20	—
Won	2	507	696	691	716	717	693	50
Lost	0	531	686	705	672	752	661	44
Pct.	1.000	.488	.504	.495	.516	.488	.512	.532

TWINS' 200-PLUS HITS IN A SEASON

PLAYER	YEAR	HITS	PLAYER	YEAR	HITS
Tony Oliva	1964	217	Kirby Puckett	1986	223
Tony Oliva	1970	204	Kirby Puckett	1987	207
Cesar Tovar	1971	204	Kirby Puckett	1988	234
Rod Carew	1973	203	Kirby Puckett	1989	215
Rod Carew	1974	218	Kirby Puckett	1992	210
Rod Carew	1976	200	Paul Molitor	1996	225
Rod Carew	1977	239			

DID YOU Know?

...that Kirby Puckett became the ninth player in Major League history to go 4-for-4 in his first big league 9-inning game, on May 8, 1984 at California.

TWINS' 4-OR-MORE-HIT GAMES

Player:	No.	Player:	No.	Player:	No.	Player:	No.
Puckett.....	47	Brye.....	5	Powell, H.....	3	Herr.....	1
Carew.....	42	Cardenas.....	5	Roseboro.....	3	Johnson, R.....	1
Oliva.....	28	Hocking.....	5	Teufel.....	3	Jorgensen.....	1
Mauer.....	18	Kubel.....	5	Wilfong.....	3	Kelly, R.....	1
Knoblauch.....	15	Munoz.....	5	Winfield.....	3	Lemon.....	1
Hirbek.....	13	Punto.....	5	Adams, G.....	2	Lis.....	1
Versalles.....	13	Rivas.....	5	Brede.....	2	Lombardozi.....	1
Gaetti.....	11	Stewart.....	5	Casilla.....	2	Mackanin.....	1
Guzman.....	11	Thompson.....	5	Colbrunn.....	2	Manrique.....	1
Lawton.....	11	Allison.....	4	Holt.....	2	Masteller.....	1
Hisle.....	10	Bartlett.....	4	Jackson, R.....	2	McCarty.....	1
Killebrew.....	10	Becker.....	4	Laudner.....	2	Merullo.....	1
Koskie.....	10	Braun.....	4	Mitterwald.....	2	Mincher.....	1
Span.....	11	Buchanan.....	4	Ortiz.....	2	Mohr.....	1
Cuddyer.....	10	Cubbage.....	4	Redmond.....	2	Morales, Jose M.....	1
Hatcher.....	9	Davis, C.....	4	Soderholm.....	2	Morales, Jose G.....	1
Molitor.....	9	Ford, L.....	4	Steinbach.....	2	Moses.....	1
Morneau.....	9	Gagne.....	4	Tyner.....	2	Norwood.....	1
Rollins.....	9	Gomez.....	4	Valencia.....	2	Pagliarulo.....	1
Mack.....	8	Green.....	4	White, R.....	2	Ramos.....	1
Ward, G.....	8	Larkin.....	4	Allen.....	1	Randall.....	1
Bostock.....	7	Mientkiewicz.....	4	Aleya.....	1	Reboullet.....	1
Castino.....	7	Nixon.....	4	Beane.....	1	Revere.....	1
Darwin.....	7	Terrell.....	4	Benson.....	1	Rivera.....	1
Gladden.....	7	Uhlaender.....	4	Blanco.....	1	Ryan, M.....	1
Harper.....	7	Walker.....	4	Bush.....	1	Stahoviak.....	1
Hunter.....	7	Washington.....	4	Canizaro.....	1	Sofield.....	1
Reese.....	7	Wynegar.....	4	Chiles.....	1	Vega.....	1
Smalley.....	7	Allen.....	3	Cirillo.....	1		
Tovar.....	7	D. Brown.....	3	Cole.....	1		
Coomer.....	6	Brunansky.....	3	David.....	1		
Cordova.....	6	Castillo, L.....	3	Dinkelman.....	1		
Jones, J.....	6	Ford, D.....	3	Dwyer.....	1		
Landreaux.....	6	Hall, J.....	3	Engle.....	1		
Pierzynski.....	6	Kielty.....	3	Ferrer.....	1		
Power.....	6	Meares.....	3	Gardner.....	1		
Young.....	6	Myers.....	3	Gates.....	1		

TEAM BY THE SEASON

1961.....	12	1974.....	21	1987.....	10	2000.....	15
1962.....	7	1975.....	11	1988.....	20	2001.....	18
1963.....	12	1976.....	11	1989.....	13	2002.....	13
1964.....	17	1977.....	19	1990.....	9	2003.....	14
1965.....	7	1978.....	13	1991.....	9	2004.....	9
1966.....	5	1979.....	11	1992.....	15	2005.....	15
1967.....	7	1980.....	18	1993.....	15	2006.....	20
1968.....	7	1981.....	2	1994.....	7	2007.....	10
1969.....	17	1982.....	11	1995.....	11	2008.....	12
1970.....	14	1983.....	12	1996.....	20	2009.....	20
1971.....	7	1984.....	17	1997.....	19	2010.....	14
1972.....	13	1985.....	9	1998.....	13	2011.....	6
1973.....	18	1986.....	18	1999.....	10	Total.....	653

TWINS' 'PURE' STEALS OF HOME

Date	Player	Inn	Pitcher	Opponent	Made Score	Final
7/19/62	Power	5th	Dailey	Cleveland	6-0	8-0
8/3/66	Uhlaender	8th	Stigman	Boston	7-2	7-2
5/10/68	Roseboro	4th	Clark	at California	4-0	6-5
4/9/69	Carew	5th	Nelson	at Kansas City	3-2	3-4
4/19/69	Carew	7th	Wilhelm	California	5-5	6-5
5/18/69	Carew	3rd	Lolich	Detroit	2-2	2-8
5/14/75	Carew	1st	Perry	Cleveland	1-0	3-0
5/17/76	Carew	1st	Norris	Oakland	1-0	5-4
4/8/88	Gladden	7th	Wells	Toronto	5-2	6-3
9/25/88	Gladden	7th	Petry	at California	3-2	6-2
9/27/97	Becker	5th	Juden	at Cleveland	2-0	6-4

1961 - TWINS' DAILY LOG - 2011

MARCH	W - L
31.....	2- 0
Totals.....	2- 0

APRIL	W - L
1.....	3- 3
2.....	3- 4
3.....	7- 4
4.....	3- 8
5.....	12- 8
6.....	13-13
7.....	15-11
8.....	16-12
9.....	15-22
10.....	20-19
11.....	*19-19
12.....	22-16
13.....	13-26
14.....	24-18
15.....	15-26
16.....	21-19
17.....	19-23
18.....	22-23
19.....	19-21
20.....	20-21
21.....	25-16
22.....	23-21
23.....	14-22
24.....	19-24
25.....	25-20
26.....	21-20
27.....	24-19
28.....	15-30
29.....	*18-23
30.....	23-19
Totals.....	507-531

MAY	W - L
1.....	24-18
2.....	21-18
3.....	20-24
4.....	24-21
5.....	21-19
6.....	22-22
7.....	24-20
8.....	24-22
9.....	24-19
10.....	20-22
11.....	13-27
12.....	27-15
13.....	22-20
14.....	22-25
15.....	23-24
16.....	19-26
17.....	25-21
18.....	24-18
19.....	27-24
20.....	19-28
21.....	19-29
22.....	21-24
23.....	17-24
24.....	21-21
25.....	26-22
26.....	25-19
27.....	24-22
28.....	27-19
29.....	22-22
30.....	25-25
31.....	24-26
Totals.....	696-686

JUNE	W - L
1.....	19-25
2.....	19-28
3.....	20-24
4.....	22-24
5.....	18-27
6.....	28-17
7.....	25-21
8.....	25-23
9.....	18-28
10.....	24-24
11.....	21-22
12.....	23-21
13.....	21-24
14.....	30-17
15.....	22-24
16.....	27-20
17.....	21-28
18.....	23-21
19.....	23-21
20.....	21-26
21.....	*16-30
22.....	*21-27
23.....	25-22
24.....	31-23
25.....	19-27
26.....	33-15
27.....	23-29
28.....	28-20
29.....	21-27
30.....	27-18
Totals.....	691-705



JULY	W - L
1.....	28-20
2.....	27-24
3.....	27-23
4.....	28-29
5.....	30-19
6.....	21-23
7.....	17-32
8.....	18-23
9.....	17-22
10.....	19-15
11.....	21-15
12.....	14-16
13.....	19-14
14.....	16-19
15.....	22-19
16.....	17-26
17.....	23-24
18.....	22-28
19.....	28-24
20.....	23-22
21.....	32-18
22.....	22-23
23.....	22-26
24.....	25-21
25.....	*28-17
26.....	27-21
27.....	28-19
28.....	29-21
29.....	20-25
30.....	24-22
31.....	22-22
Totals.....	716-672

AUGUST	W - L
1.....	24-24
2.....	19-30
3.....	30-17
4.....	24-28
5.....	21-30
6.....	23-26
7.....	23-29
8.....	28-21
9.....	19-24
10.....	22-24
11.....	20-26
12.....	25-24
13.....	23-25
14.....	22-25
15.....	31-21
16.....	22-20
17.....	23-23
18.....	23-25
19.....	26-25
20.....	20-29
21.....	20-21
22.....	*20-24
23.....	21-30
24.....	25-22
25.....	23-22
26.....	21-26
27.....	26-23
28.....	21-22
29.....	25-25
30.....	17-25
31.....	30-16
Totals.....	717-752

SEPTEMBER	W - L
1.....	26-21
2.....	27-21
3.....	26-23
4.....	21-27
5.....	*21-25
6.....	21-26
7.....	29-17
8.....	20-24
9.....	26-20
10.....	26-22
11.....	27-20
12.....	15-29
13.....	22-22
14.....	24-23
15.....	25-22
16.....	29-15
17.....	23-22
18.....	23-26
19.....	22-22
20.....	26-17
21.....	23-26
22.....	29-15
23.....	25-14
24.....	22-18
25.....	26-23
26.....	17-23
27.....	18-27
28.....	20-25
29.....	17-24
30.....	17-21
Totals.....	693-661

OCTOBER	W - L
1.....	14-14
2.....	16-11
3.....	*8-10
4.....	5- 6
5.....	3- 2
6.....	3- 1
7.....	1- 0
Totals.....	50-44

TWINS' HOME & ROAD RECORDS

Year	HOME			ROAD				
	Won	Lost	Tied	Pct.	Won	Lost	Tied	Pct.
1961	36	44	1	.450	34	46	0	.425
1962	45	36	1	.556	46	35	0	.568
1963	48	33	0	.593	43	37	0	.538
1964	40	41	1	.494	39	42	0	.481
1965	51	30	0	.630	51	30	0	.630
1966	49	32	0	.605	40	41	0	.494
1967	52	29	0	.642	39	42	2	.481
1968	41	40	0	.506	38	43	0	.469
1969	57	24	0	.704	40	41	0	.494
1970	51	30	0	.630	47	34	0	.580
1971	37	42	0	.468	37	44	0	.457
1972	42	32	0	.568	35	45	0	.438
1973	37	44	0	.457	44	37	0	.543
1974	48	33	1	.593	34	47	0	.420
1975	39	43	0	.476	37	40	0	.481
1976	44	37	0	.543	41	40	0	.506
1977	48	32	0	.600	36	45	0	.444
1978	38	43	0	.469	35	46	0	.432
1979	39	42	0	.481	43	38	0	.531
1980	44	36	0	.550	33	48	0	.407
1981	24	36	1	.400	17	32	0	.347
1982	37	44	0	.457	23	58	0	.284
1983	37	44	0	.457	33	48	0	.407
1984	47	34	0	.580	34	47	0	.420
1985	49	35	0	.583	28	50	0	.359
1986	43	38	0	.531	28	53	0	.346
1987	56	25	0	.691	29	52	0	.358
1988	47	34	0	.580	44	37	0	.543
1989	45	36	0	.556	35	46	0	.432
1990	41	40	0	.506	33	48	0	.407
1991	51	30	0	.630	44	37	0	.543
1992	48	33	0	.593	42	39	0	.519
1993	36	45	0	.444	35	46	0	.432
1994	32	27	0	.542	21	33	0	.389
1995	29	43	0	.403	27	45	0	.375
1996	39	43	0	.476	39	41	0	.488
1997	35	46	0	.432	33	48	0	.407
1998	35	46	0	.432	35	46	0	.432
1999	31	50	0	.383	32	47	1	.405
2000	36	45	0	.444	33	48	0	.407
2001	47	34	0	.580	38	43	0	.469
2002	54	27	0	.667	40	40	0	.500
2003	48	33	0	.593	42	39	0	.519
2004	49	32	0	.605	43	38	0	.531
2005	45	36	0	.556	38	43	0	.469
2006	54	27	0	.667	42	39	0	.519
2007	41	40	0	.506	38	43	0	.469
2008	53	28	0	.654	35	47	0	.427
2009	49	33	0	.598	38	43	0	.469
2010	53	28	0	.654	41	40	0	.506
2011	33	48	0	.407	30	51	0	.370
Totals	2,210	1,863	5	.543	1,862	2,188	3	.460

TRIPLE PLAYS

TWINS

Date	Inn	Club	Players	Batter
Aug. 18, 1966	2nd	Cal	Rollins-Tovar-Killebrew	Malzone
Sept. 10, 1968	5th	Cle	Rollins-Carew-Allison	Horton
July 25, 1976	1st	at Chi	Borgmann-Gomez	Stein
May 29, 1982	2nd	NY	Butera-Gaetti-Hrbek-Felton	Smalley
Aug. 8, 1983	4th	at Cal	Gaetti-Castino-Hrbek	Ro. Jackson
July 19, 1984	2nd	at NY	Gaetti-Teufel-Hrbek	Cerone
Apr. 5, 1988	8th	at NY	Gaetti-Lombardozzi-Hrbek	Santana
Aug. 8, 1988	4th	Cle	Gladden-Lombardozzi-Larkin	Carter
July 17, 1990*	4th	at Bos	Gaetti-Newman-Hrbek	Brunansky
	8th		Gaetti-Newman-Hrbek	Reed
May 27, 2006	8th	Sea	Castillo-Morneau-Batista	Johijima

OPPONENTS

Date	Inn	Club	Players	Batter
June 3, 1968	8th	at NY	Womack-Cox-Mantle	Roseboro
June 27, 1972	4th	Cal	Spencer-McMullen-Alomar-Cardenas	J.Nettles
June 7, 1976	5th	at Cle	Thomas-Duffy-Howard	Wynegar
July 23, 1977	6th	Cal	Mulliniks-Remy-Solaita	Bostock
Sept. 8, 1996	6th	Cal	Howell-Hudler-Snow	Coomer
May 14, 2006	6th	CWS	Konerko-Iguchi-Uribe	Castillo
August 27, 2007	7th	at Cle	Blake-Cabrera-Martinez	Redmond

* - No other team has ever turned two triple plays in a game

INSIDE-THE-PARK HOME RUNS

TWINS

No.	Player	Date	Pitcher	Inn	On	Opp
1	Killebrew	7- 4-61	McLish	8	2	Chi
2	Versalles	4-27-62	Donovan	9	0	at Cle
3	Hall, J.	9-22-63	Heffner	1	1	at Bos
4	Power	9-28-63	Ford	1	0	at NY
5	Oliva	7- 4-64	Bouton	5	0	at NY
6	Rollins	8- 4-64	Monbouquette	2	1	Bos
7	Oliva	9- 4-64	Gray	8	1	Bos
8	Versalles	4-22-65	Ramos	9	0	at NY
9	Hall, J.	6- 4-65	Kopitz	4	0	Wash
10	Rollins	6-18-65	Stafford	4	0	at NY
11	Oliva	6- 4-66	Kelley	1	0	Cle
12	Uhllander	5- 8-67	Ortega	2	1	Wash
13	Carew	5-13-69	Cuellar	8	0	Bal
14	Nettles, J.	7-22-71	Peterson	7	1	at NY
15	Soderholm*	10- 4-72	Frailing	6	0	Chi
16	Thompson	6-24-74	Clyde	4	1	at Tex
17	Ford	6-17-75	Blue	4	0	Oak
18	Brye*	9- 7-75	Osteen	7	0	at Chi
19	Landreaux	5- 8-79	Moore	7	0	Tor
20	Castino	5-15-79	Lyle	7	0	Tex
21	Sofield	7-11-80	Abbott	7	0	at Sea
22	Cubbage	8-20-80	Todd	6	1	Tor
23	Brunansky	5-28-82	Guidry	4	0	NY
24	Brunansky	7-19-82	Augustine	3	3	Mil
25	Ward	9-10-82	Gura	7	2	at KC
26	Hrbek	9-30-82	Leal	1	1	at Tor
27	Brunansky	9-25-83	Creel	6	0	at KC
28	Bush	6-23-84	Seaver	6	0	Chi
29	Teufel	6-24-84	Dotson	9	2	Chi
30	Hrbek	9-11-84	Leibrandt	7	1	KC
31	Engle	7- 3-85	Heaton	6	0	Cle
32	Washington	7- 3-86	Boddicker	6	2	Bal
33	Gagne	10- 4-86	Bannister	2	0	Chi
34	Gagne	10- 4-86	Bannister	4	2	Chi
35	Gaetti	5-31-87	Robinson	2	0	at Det
36	Gagne	9-24-87	Hough	6	1	Tex
37	Lombardozi	7- 8-88	Wegman	6	1	Mil
38	Lombardozi	9-28-88	Burns	8	0	Oak
39	Larkin	5-26-90	Boddicker	6	0	Bos
40	Pagliarulo	5-19-91	Petry	3	0	at Det
41	Mack	5-17-94	Key	4	0	NY
42	Becker	4-26-97	Witt	6	0	Tex
43	Meares	5-25-97	Prieto	3	0	Oak
44	Kelly	8- 8-97	Gooden	1	1	NY
45	Walker	9- 5-99	Rupe	4	0	at T.B.
46	Moeller	7-29-00	Mendoza	8	2	NY
47	Hunter	7-26-01	Guthrie	6	0	at Oak
48	Mauer	7-21-07	Shields	8	2	LAA

OPPONENTS

No.	Player	Date	Pitcher	Inn	On	Opp
1	Geiger	8- 8-61	Pascual	3	3	at Bos
2	Fox	9- 6-61	Ramos	2	0	Chi
3	Howser	4-12-62	Lee	4	2	at KC
4	Howser	6-16-62	Stange	5	0	at KC
5	Landis	4-21-63	Lasher	6	0	at Chi
6	Repoz	7- 9-65	Boswell	5	0	NY
7	Scott	7-29-67	Perry	2	1	at Bos
8	Alomar	6-23-69	Woodson	1	0	at Cal
9	Blair	8- 8-69	Miller	1	0	at Bal
10	Allen	7-31-72	Blyleven	1	2	Chi
11	Allen	7-31-72	Blyleven	5	1	Chi
12	May	6-11-73	Kaat	3	1	Mil
13	LeFlore	5-27-75	Blyleven	5	0	at Det
14	Patek	8- 7-75	Albury	1	0	at KC
15	Brett	10- 3-76	Hughes	9	0	at KC
16	Cerone	5- 4-80	Verhoeven	5	2	NY
17	Stapleton	5- 3-82	Felton	1	1	at Bos
18	Wathan	9-23-83	Pettibone	7	0	at KC
19	Wilson	6- 1-84	Smithson	3	2	KC
20	Whitaker	7-13-84	Lysander	11	1	Det
21	Pasqua	7-12-86	Anderson	7	0	NY
22	Tartabull	10- 3-87	Blyleven	2	0	at KC
23	Tartabull	5-25-88	Blyleven	6	0	at KC
24	Carter	7-18-89	Viola	6	0	Cle
25	Espinosa	7-21-90	Guthrie	8	0	NY
26	Jose	7-29-90	West	2	0	Oak
27	Karkovice	8-30-90	West	4	3	Chi
28	White, D.	6- 1-92	Willis	10	0	Tor
29	Erstad	9- 6-96	Radke	9	0	Cal
30	Beltran	8- 4-02	Lohse	1	0	KC
31	Fielder	6-17-07	Nathan	9	0	Mil
32	Teahan	5-27-08	Nathan	9	2	at KC
33	DeJesus	4-23-10	Pavano	6	0	at Chi
34	Bautista	7- 7-10	Slowy	5	1	at Tor
35	Betancourt	6-25-11	Swarak	5	0	at Mil
36	Granderson	8-21-11	Mijares	7	0	NY

(* — Denotes pinch-hitter.)

TWINS' 2-HOMER GAMES

PLAYER:	NO.	PLAYER:	NO.	PLAYER:	NO.	PLAYER:	NO.
Killebrew	35	Mauer	4	Power	2	Kielty	1
Oliva	18	Ford	4	Prince	2	Larkin	1
Hrbek	16	Laudner	4	Rollins	2	Lemon	1
Allison	15	LeCroy	4	Salas	2	Lombardozi	1
Gaetti	13	Thome	4	Steinbach	2	Molitor	1
Morneau	13	Allen	3	Teufel	2	Monroe	1
Puckett	13	Lawton	3	Tovar	2	Morates	1
Brunansky	11	Carew	3	Winfield	2	Myers	1
Mincher	9	Gagne	3	Adams, G.	1	Nettles, G.	1
Hall, J.	8	Soderholm	3	Becker	1	Norwood	1
Hunter	8	Versalles	3	Blanco	1	Pagliarulo	1
Jones, J.	8	Young	3	Braun	1	Pierzynski	1
Koskie	8	Alyea	2	Brito	1	Renick	1
Coomer	7	Batthey	2	Brye	1	Roof	1
Cuddyer	6	Castillo, C.	2	Crede	1	Valencia	1
Darwin	6	Hisle	2	Dobbek	1	Ward, G.	1
Kubel	6	Knoblauch	2	Edwards	1	White, R.	1
Munoz	5	Kusick	2	Gladden	1	Wolfe	1
Reese	5	Mack	2	Goryl	1	Wynegar	1
Smalley	5	Meares	2	Green	1	Total	339
Bush	4	Mientkiewicz	2	Holt	1		
Cordova	4	Mitterwald	2	Hughes, L.	1		
Davis, C.	4	Ortiz	2	Jackson, R.	1		

TWINS' GRAND SLAMS

#	Player	Date	Inn.	Opp	Pitcher	#	Player	Date	Inn.	Opp	Pitcher
1	Allison	4-16-61	1st	at Bal	Estrada	68	Morales	6-19-80	3rd	Det	Schatzeder
2	Dobbek	5-19-61	3rd	KC	Rakow	69	Wifong	9-17-80	7th	at Mil	Mitchell
3	Allison	6-27-61	6th	Bos	Connelly	70	Smalley	4-18-81	3rd	at Cal	Travers
4	Killebrew	7- 1-61	9th	at KC	Kunkel	71	Ward	5-10-82	4th	Bos	Torrez
5	Allison	7- 3-61	7th	Chi	Low	72	Hrbek	6-10-82	5th	KC	Armstrong
6	Bequer*	7- 4-61	9th	Chi	Hacker	73	Brunansky+	7-19-82	3rd	Mil	Augustine
7	Lepcio	7-13-61	1st	at Cle	Grant	74	Gaetti	7-26-82	1st	at Sea	Bannister
8	Tuttle	8-13-61	4th	Det	Regan	75	Gaetti	9-19-82	5th	KC	Armstrong
9	Mincher	4-28-62	7th	at Cle	Funk	76	Brunansky	9- 1-83	7th	at Bos	Aponte
10	Mincher	5- 3-62	1st	Bal	Pappas	77	Hrbek	4-16-84	6th	Cal	Curtis
11	Power	5-13-62	7th	KC	Pfister	78	Bush	7-28-84	5th	Cal	Slaton
12	Allison	7-18-62	1st	Cle	Latman	79	Gaetti	5- 8-85	1st	NY	Cowley
13	Killebrew	7-18-62	1st	Cle	Perry	80	Bush	5-12-85	1st	at Bal	Dixon
14	Power	9-19-62	6th	Det	Humphreys	81	Hrbek	7-18-85	7th	NY	Fisher
15	Killebrew	5-24-63	5th	Chi	Herbert	82	Hrbek	7-22-85	2nd	Bal	Davis
16	Power	5-29-63	5th	Wash	Coates	83	Hrbek	8-15-85	5th	Sea	Long
17	Mincher	7-14-63	1st	Cle	Latman	84	Gaetti	7- 5-86	1st	Bal	Flanagan
18	Killebrew	9-11-63	8th	Cle	Bell	85	Lombardozi	10- 3-86	4th	Chi	Dotson
19	Battey	5- 1-64	6th	at KC	Drabowsky	86	Brunansky	5-20-87	6th	at Cle	Candiotti
20	Oliva	5- 7-64	6th	LA	Spring	87	Laudner	6-14-87	2nd	at Chi	DeLeon
21	Killebrew	5-17-64	4th	at Bos	Wilson	88	Gaetti	5-22-88	9th	at Tex	Williams
22	Rollins	7-19-64	7th	LA	D. Lee	89	Gagne	6- 3-88	2nd	Oak	Stewart
23	Mincher	8-23-64	8th	at Det	Gladding	90	Dwyer*	9-15-88	6th	Chi	Pall
24	Pascual	4-27-65	1st	at Cle	Williams	91	Castillo	4-11-89	8th	at Det	Hernandez
25	Versalles	9-30-65	5th	at Bal	Pappas	92	Gladden	5-31-89	6th	at KC	Gordon
26	Hall, J.	8- 2-66	9th	Bos	McMahon	93	Dwyer	6-10-89	8th	Chi	Thigpen
27	Rollins	8-23-66	3rd	at Was	Richert	94	Hrbek	9-12-89	7th	Tor	Ward
28	Killebrew	9- 3-66	7th	NY	Womack	95	Harper	5- 5-90	8th	at Mil	Plesac
29	Mincher	9-23-66	1st	Det	McLain	96	Gaetti	9-23-90	1st	Tex	Hough
30	Rollins	6-12-67	3rd	Det	Marshall	97	Munoz	6-12-91	1st	NY	Johnson
31	Killebrew	4-29-69	3rd	KC	Nelson	98	Mack	6-14-91	5th	at Cle	Nichols
32	Reese*	8- 3-69	7th	Bal	McNally	99	Hrbek	7-31-91	2nd	at NY	Sanderson
33	Tovar	9- 4-69	10th	at Oak	Krausse	100	Mack	9- 2-91	8th	Cle	Olin
34	Killebrew	9- 7-69	2nd	at Oak	Blue	101	Mack	5-24-92	4th	at Det	Tanana
35	Aleya	4-15-70	6th	at Cal	Messersmith	102	Puckett	5-29-92	4th	Det	Lancaster
36	Renick	4-18-70	4th	at Oak	Downing	103	Puckett	6- 3-92	3rd	Tor	Guzman
37	Reese*	6- 7-70	6th	at Was	Bosman	104	Harper	8- 1-92	8th	Mil	Henry
38	Renick*	6-30-70	6th	KC	Johnson	105	Puckett	8-14-92	3rd	at Sea	Fisher
39	Aleya	9- 7-70	1st	Mil	Krausse	106	Hrbek	4-21-93	5th	Mil	Lloyd
40	Cardenas	9-15-70	2nd	Cal	Bradley	107	Winfield	4-23-93	3rd	Det	Moore
41	Nettles, J.	7-20-71	6th	at NY	Bahnsen	108	Puckett	6-12-93	3rd	Oak	B. Witt
42	Killebrew	9- 3-71	6th	Oak	Grant	109	Puckett	9-11-93	5th	at Tex	Pavlik
43	Killebrew	5-28-72	3rd	Tex	Gogolewski	110	Walbeck	5- 4-94	6th	at Mil	Orosco
44	Soderholm	6-26-72	7th	Cal	Fisher	111	Mack	7- 8-94	1st	Cle	Grimsley
45	Reese*	7- 9-72	7th	NY	McDaniel	112	Puckett	8-10-94	2nd	Bos	Bankhead
46	Darwin	7-10-72	1st	Mil	Stephenson	113	Puckett	6-16-95	6th	at Sea	Johnson
47	Walton*	4-17-73	7th	Cal	Barber	114	Merullo	8- 5-95	7th	KC	Brewer
48	Darwin	6-29-73	8th	at Cal	Ryan	115	Knoblauch	6- 5-96	4th	at Cal	Eichhorn
49	Oliva	8-17-73	2nd	at Cle	Bosman	116	Lawton	6-30-96	3rd	at KC	Gubicza
50	Darwin	4-14-74	7th	KC	Bird	117	Molitor	4- 3-97	2nd	Det	Blair
51	Soderholm	6-14-74	3rd	at Cle	Sanders	118	Jackson	5-16-97	4th	Bos	Borland
52	Hisle	8-24-74	2nd	at Bal	Garland	119	Colbrunn*	8- 4-97	5th	Tor	Daal
53	Roof	9- 8-74	6th	at KC	Mingori	120	Miller	9-22-97	2nd	Mil	D'Amico
54	Oliva*	6-29-75	6th	at Tex	Umbarger	121	Coomer	4-25-98	9th	at Sea	Slocumb
55	Carew	6-26-76	2nd	at Oak	Mitchell	122	Lawton	5- 9-98	6th	NY	Pettitte
56	Carew	7- 4-76	8th	Cal	Monge	123	Gates	6-21-98	4th	at Chi	Bere
57	Cubbage	7- 7-76	8th	at Mil	Castro	124	Lawton*	4-17-99	8th	at Cle	Spradlin
58	Wynegar	7-30-76	5th	Oak	Bosman	125	Hunter	4-26-99	4th	Bos	Wakefield
59	Carew*	9- 9-76	7th	at Tex	Hargan	126	Hocking	6- 4-99	2nd	Hou	Hampton
60	Hisle	4-24-77	4th	at Tex	Briles	127	Koskie	7-24-99	5th	Sea	Rodriguez
61	Hisle	5-25-77	7th	at Bos	Murphy	128	Canizaro	8-25-00	4th	Det	Blair
62	Adams, G.	6-26-77	2nd	Chi	Stone	129	Ortiz	9- 7-00	1st	at Bos	R. Martinez
63	Cubbage	8- 5-77	4th	Cle	Dobson	130	Hunter	6- 8-01	5th	Pit	Oliveras
64	Carew	8-12-77	3rd	at Det	Crawford	131	Guzman	6-24-01	7th	at Det	Barowski
65	Smalley*	6-25-78	4th	at Chi	Willoughby						
66	Cubbage	8- 8-78	6th	Sea	Parrott						
67	Edwards	7-15-79	3rd	at Tor	Clancy						

TWINS' GRAND SLAMS

#	Player	Date	Inn.	Opp	Pitcher
132	Jones	7-12-01	2nd	at Mil	Haynes
133	Koskie	9-8-01	4th	at Ana	Rapp
134	Jones	5-28-02	2nd	at Tex	Park
135	Hunter	7-5-02	7th	at Sea	Nelson
136	Cuddyer	8-1-02	3rd	Chi	Wright
137	Pierzynski	5-7-03	5th	at TB	Kennedy
138	Pierzynski	6-12-03	1st	Col	Oliver
139	LeCroy*	5-19-04	9th	at Tor	Adams
140	Punto	7-22-04	7th	TB	Colome
141	Hunter	6-1-05	3rd	Cle	Lee
142	Morneau	9-30-05	8th	Det	Walker
143	Hunter	4-5-06	8th	at Tor	Frasor
144	Batista	5-19-06	8th	at Mil	Capellan
145	Cuddyer	6-7-06	8th	at Sea	Soriano
146	Cuddyer	6-10-06	7th	Bal	Halama
147	Kubel	6-13-06	12th	Bos	Tavarez
148	Morneau	6-14-06	6th	Bos	Delcarmen
149	Hunter	6-28-06	1st	LAD	Perez
150	Hunter	4-17-07	5th	at Sea	Weaver
151	Hunter	5-18-07	3rd	at Mil	Capuano
152	Mauer	6-29-07	5th	at Det	Verlander
153	Kubel	7-6-07	4th	at CWS	Garland
154	Hunter	8-15-07	9th	at Sea	Green

#	Player	Date	Inn.	Opp	Pitcher
155	Cuddyer	8-22-07	1st	Sea	Batista
156	Kubel	4-9-08	6th	at CWS	Masset
157	Morneau	4-25-08	3rd	at Tex	Millwood
158	Kubel	5-25-08	8th	at Det	Cruceta
159	Morneau	9-5-08	5th	Det	Galarraga
160	Kubel	4-19-09	8th	LAA	Bulger
161	Crede	5-13-09	13th	Det	Lyon
162	Mauer	5-21-09	6th	at CWS	Gobble
163	Morneau	5-24-09	7th	Mil	Stetter
164	Morneau	7-20-09	2nd	at Oak	Gonzalez
165	Young	10-2-09	1st	KC	DiNardo
166	Kubel	5-16-10	8th	at NYY	Rivera
167	Kubel	7-25-10	3rd	at Bal	Arrieta
168	Valencia	7-26-10	1st	at KC	Greinke
169	Valencia	9-25-10	1st	at Det	Bonderman
170	Cuddyer	8-3-11	5th	at LAA	Takahashi
171	Tosoni	9-27-11	6th	KC	Mazzaro

(* — Denotes pinch-hitter, + — Denotes inside-the-park)

TWINS' GRAND SLAM INFO

CAREER LEADERS

PLAYER	GRAND SLAMS	YEARS	PLAYER	GRAND SLAMS	YEARS
Harmon Killebrew	10	1961-74	Don Mincher	4	1961-66
Torii Hunter	9	1997-2007	Tom Brunansky	3	1982-88
Kent Hrbek	8	1981-94	Mike Cuddage	3	1976-80
Jason Kubel	7	2004-11	Bob Darwin	3	1972-75
Kirby Puckett	7	1984-95	Larry Hisle	3	1973-77
Gary Gaetti	6	1981-90	Matt Lawton	3	1995-01
Justin Morneau	6	2003-11	Tony Oliva	3	1962-76
Michael Cuddyer	5	2001-11	Vic Power	3	1962-64
Bob Allison	4	1961-70	Rich Reese	3	1964-73
Rod Carew	4	1967-78	Rich Rollins	3	1961-68
Shane Mack	4	1990-94			

INDIVIDUAL RECORDS

Grand Slams, Game1, many
Grand Slams, Season3, Allison, 1962, Carew, 1976, Hrbek, 1985, Puckett, 1992, Hunter, 2007
Grand Slams, Career10, Killebrew, 1961-74
Pinch-Hit GS, Season1, 12x, last LeCroy, May 19, 2004 at Tor.
Pinch-Hit GS, Career3, Reese, 1964-73
Inside Park GSBrunansky, July 19, 1982 vs. Mil.

TEAM RECORDS

Grand Slams, Game2, Allison & Killebrew, July 18, 1962 vs. Cle.
Most Grand Slams, Season8, 1961
Fewest Grand Slams, Season1, 5x, last 1983
Pinch-Hit GS, Season2, Reese & Renick, 1970

TWO-HOMER INNING

Michael Cuddyer.....7th inning, August 23, 2009 at Kansas City



...that Rich Rollins, Zoilo Versalles, Tony Oliva, Don Mincher and Harmon Killebrew each homered in the 7th inning, June 9, 1966 vs. Kansas City. The five home runs in an inning is an American League record.

TWINS' 3-OR-MORE HOME RUNS IN AN INNING

Date	Inn	Players	Pitchers	Opp
5-10-61	2	Gardner Versalles Killebrew	Hall Hall Stock	Bal
6-19-62	4	Kaat Power Allison	Zanni Zanni Zanni	at Chi
7-18-62	1	Allison * Battey * Killebrew	Latman Latman Perry	Cle
5- 2-64	11	Oliva + Allison + J. Hall + Killebrew +	Pfister Pfister Pfister Handrahan	at KC
6-14-64	6	Killebrew J. Hall Kaat	Duckworth Duckworth Duckworth	at Wash
6-28-64	7	Versalles Killebrew * Allison *	Fisher Fisher Fisher	Chi
8- 8-64	5	Oliva J. Hall * Allison *	Donovan Donovan Bell	at Cle
6- 9-66	7	Rollins * Versalles * Oliva + Mincher + Killebrew +	Hunter Hunter Lindblad Lindblad Wyatt	KC
5-14-68	1	Carew Oliva Rollins	Hunter Hunter Hunter	Oak
4-15-70	6	Tovar Alyea Cardenas	Messersmith Messersmith Queen	at Cal
7-12-72	5	Renick Darwin * Soderholm *	Brett Brett Brett	Mil
7-15-73	8	Mitterwald + Lis + Holt +	G. Perry G. Perry G. Perry	Cle
5- 8-79	7	Smalley * Kusick * Landreaux	Moore Moore Moore	Tor
9-17-80	7	Wilfong G. Adams * R. Jackson *	Mitchell Mitchell LaPoint	at Mil
5-16-82	1	R. Johnson * Brunansky * Castino	Pashnick Pashnick Pashnick	at Det
6- 7-82	8	Washington + Brunansky + Hrbek +	Creel Creel Quisenberry	KC

Date	Inn	Players	Pitchers	Opp
8-19-82	1	Brunansky Ward * Gaetti *	McGregor McGregor Boddicker	Bal
5-16-83	9	Engle * Mitchell * Gaetti Hatcher	Beard Beard Beard Burgmeier	Oak
5-23-83	5	Brunansky * Engle * Ward	G. Davis G. Davis Welchel	at Bal
7-25-83	3	Ward Hrbek Washington	Caldwell Caldwell Gibson	Mil
6- 4-86	7	Brunansky Smalley Reed	Stieb Stieb Acker	at Tor
6-20-86	5	Washington Hrbek * Brunansky *	Oelkers Oelkers Oelkers	Cle
6- 1-87	7	Gladden Gaetti Brunansky	Clemens Clemens Gardner	at Bos
9-27-87	1	Puckett * Gaetti * Hrbek	Leibrandt Leibrandt Leibrandt	KC
7-31-91	2	Davis Mack Hrbek	Sanderson Sanderson Sanderson	at NY
5- 2-92	5	Mack Puckett * Hrbek * Bush	Sanderson Sanderson Sanderson Sanderson	at NY
4- 9-00	6	Coomer + Jones + LeCroy +	Rigby Rigby Rigby	at KC
7-12-01	3	Mientkiewicz+ Koskie+ Hunter+	Haynes Haynes Haynes	at Mil
8-19-02	1	Jones* Guzman* Ortiz	Glover Glover Glover	at Chi
5- 8-09	5	Mauer* Morneau* Buscher	Jakubauskas Jakubauskas Batista	Sea
8-10-10	2	Thome Hardy Mauer	Garcia Garcia Garcia	at Chi

(* — Back-to-back, + — Consecutive)

DID YOU Know?

...that the longest home run ever hit by a Twin was estimated at 520 feet. Harmon Killebrew crushed the three-run blast off California righty Lou Burdette, which landed in the sixth row of the upper deck at Metropolitan Stadium on June 3, 1967. The ball cracked the seat, which was later painted orange to commemorate the event.

HOME RUN TABLE

Year	TWINS			INSIDE PARK		OPPONENTS			INSIDE PARK	
	Total	Home	Road	Home	Road	Total	Home	Road	Home	Road
1961	167	89	78	1	0	163	89	74	1	1
1962	185	96	89	0	1	166	96	70	0	2
1963	225	112	113	0	2	162	99	63	0	1
1964	221	115	106	2	1	181	88	93	0	0
1965	150	67	83	1	2	166	89	77	1	0
1966	144	96	48	1	0	139	83	56	0	0
1967	131	70	61	1	0	115	63	52	0	1
1968	105	49	56	0	0	92	51	41	0	0
1969	163	79	84	1	0	119	61	58	0	2
1970	153	66	87	0	0	130	53	77	0	0
1971	116	57	59	0	1	139	71	68	0	0
1972	93	52	41	1	0	105	54	51	2	0
1973	120	56	64	0	0	115	60	55	1	0
1974	111	60	51	0	1	115	55	60	0	0
1975	121	75	46	1	1	137	88	49	0	2
1976	81	34	47	0	0	89	52	37	0	1
1977	123	61	62	0	0	151	79	72	0	0
1978	82	44	38	0	0	102	39	63	0	0
1979	112	67	45	2	0	128	61	67	0	0
1980	99	51	48	1	1	120	64	56	1	0
1981	47	25	22	0	0	79	47	32	0	0
1982	148	81	67	2	2	208	110	98	0	1
1983	141	56	85	0	1	163	91	72	0	1
1984	114	63	51	3	0	159	77	82	2	0
1985	141	71	70	1	0	164	83	81	0	0
1986	196	116	80	3	0	200	107	93	1	0
1987	196	106	90	1	1	210	92	118	0	1
1988	151	76	75	2	0	146	79	67	0	1
1989	117	59	58	0	0	139	69	70	1	0
1990	100	46	54	1	0	134	69	65	3	0
1991	140	62	78	0	1	139	75	64	0	0
1992	104	56	48	0	0	121	56	65	0	1
1993	121	56	65	0	0	148	70	78	0	0
1994	103	48	55	1	0	153	88	65	0	0
1995	120	59	61	0	0	210	120	90	0	0
1996	118	61	57	0	0	233	121	112	1	0
1997	132	59	73	3	0	187	92	95	0	0
1998	115	51	64	0	0	180	93	87	0	0
1999	105	47	58	0	1	208	109	99	0	0
2000	116	54	62	1	0	212	106	106	0	0
2001	164	76	88	0	1	192	89	103	0	0
2002	167	68	99	0	0	184	82	102	1	0
2003	155	76	79	0	0	187	95	92	0	0
2004	191	89	102	0	0	167	83	84	0	0
2005	134	67	67	0	0	169	81	88	0	0
2006	143	69	74	0	0	182	79	103	0	0
2007	118	48	70	1	0	185	82	103	1	0
2008	111	56	55	0	0	183	82	101	0	1
2009	172	96	76	0	0	185	93	92	0	0
2010	142	52	90	0	0	155	64	91	0	2
2011	103	46	57	0	0	161	80	81	0	2
Totals	6,827	3,394	3,433	31	17	7,977	4,059	3,918	16	20

TWINS' MOST RUNS SCORED IN A GAME

Runs	Date/Opponent	Runs	Date/Opponent	Runs	Date/Opponent
24	4/24/96 at Detroit	17	5/25/65 at Boston	15	5/14/64 vs. Chicago
23	6/4/02 vs. Cleveland		7/24/76 at Chicago		7/2/64 at Boston
21	5/20/94 vs. Boston		7/25/83 vs. Milwaukee		5/15/76 at California
	6/4/94 at Detroit		5/29/92 vs. Detroit		7/10/77 vs. Seattle
20	4/27/80 vs. Oakland	16	8/10/94 vs. Boston		5/7/78 at Baltimore
	7/6/07 at Chicago		9/7/69 at Oakland		9/9/80 vs. Milwaukee
	5/21/09 at Chicago		5/8/79 vs. Toronto		5/22/88 at Texas
19	6/26/77 vs. Chicago		6/30/79 vs. Chicago		5/24/92 at Detroit
	5/20/89 at Texas		5/18/83 vs. Oakland		6/4/92 vs. Texas
	7/26/10 at Kansas City		4/24/90 vs. Detroit		9/19/00 vs. Texas
18	9/5/76 vs. Chicago		5/25/90 vs. Boston		6/12/03 vs. Colorado
	9/10/76 vs. Kansas City		4/3/96 vs. Detroit		5/9/06 at Texas
	4/15/79 at Seattle		4/30/96 vs. Kansas City		7/31/06 vs. Texas
	5/16/03 vs. Chicago		7/15/96 vs. Chicago		5/21/10 vs. Milwaukee
			7/25/96 vs. Boston		
			6/19/03 at Kansas City		
			6/1/04 vs. Tampa Bay		
			5/20/06 at Milwaukee		
			5/13/07 vs. Detroit		

TWINS' ALL-TIME ROSTER

PLAYER:

SEASONS:

PLAYER:

SEASONS:

ABBOTT, Paul, p.....	1990-92
ABERNATHY, Brent, 2b.....	2005
ADAMS, Glenn, of.....	1977-81
ADAMS, Mike, of.....	1972-73
AGOSTO, Juan, p.....	1986
AGUILERA, Rick, p.....	1989-99
ALBURY, Vic, p.....	1973-76
ALDRED, Scott, p.....	1996-97
ALLEN, Bernie, 2b.....	1962-66
ALLEN, Chad, of.....	1999-01
*ALLISON, Bob, of.....	1961-70
ALTOBELLI, Joe, 1b.....	1961
ALYEA, Brant, of.....	1970-71
ANDERSON, Allan, p.....	1986-91
ARDOIN, Danny, c.....	2000
ARRIGO, Gerry, p.....	1961-64
ARROYO, Fernando, p.....	1980-82
ATHERTON, Keith, p.....	1986-88
AYALA, Luis, p.....	2009

B

BACKMAN, Wally, 2b.....	1989
BACSIK, Mike, p.....	1979-80
BAKER, Chuck, ss.....	1981
BAKER, Doug, ss.....	1988-90
BAKER, Scott, p.....	2005
BALDWIN, James, p.....	2003
BALFOUR, Grant, p.....	2001, '03-05
BANE, Eddie, p.....	1973, '75-76
*BANKS, George, 3b.....	1962-64
BANKS, Willie, p.....	1991-93
BAPTIST, Travis, p.....	1998
BARNES, John, of.....	2000-01
BARBER, Steve, p.....	1970-71
BARTLETT, Jason, ss.....	2004-07
BASS, Brian, p.....	2008
BASS, Randy, 1b.....	1977
BATISTA, Tony, 3b.....	2006
*BATTEY, Earl, c.....	1961-67
BAYLOR, Don, of.....	1987
BEANE, Billy, of.....	1986-87
BECKER, Rich, of.....	1993-97
BEQUER, Julio, 1b.....	1961, '63
BEDROSIAN, Steve, p.....	2004
BEIMEL, Joe, p.....	2004
BENNETT, Erik, p.....	1996
BENSON, Joe, of.....	2011
BERENGUER, Juan, p.....	1987-90
BERGMAN, Sean, p.....	2000
*BERTOIA, Reno, 3b.....	1961
BEST, Karl, p.....	1988
BETHEA, Bill, 2b.....	1964
BITTIGER, Jeff, p.....	1987
BLACKBURN, Nick, p.....	2007
BLAKE, Casey, 3b.....	2000-02
BLANCO, Henry, c.....	2004
BLOOMFIELD, Bud, 2b.....	1964
BLYLEVEN, Bert, p.....	1970-76, '85-88
*BOND, Walter, of.....	1967
BONIKOWSKI, Joe, p.....	1962
BONSER, Boof, p.....	2006-09
BOOKER, Greg, p.....	1989
BOONE, Bret, 2b.....	2005
BORDERS, Pat, c.....	2004
BORGSMANN, Glenn, c.....	1972-79
BORIS, Paul, p.....	1982
*BOSTOCK, Lyman, of.....	1975-77
BOSWELL, Dave, p.....	1964-70
BOURQUE, Pat, 1b.....	1974
BOWEN, Rob, c.....	2003-04
BOWERS, Shane, p.....	1997
BOWYER, Travis, p.....	2005
BRANDON, Darrell, p.....	1969
BRAUN, Steve, of.....	1971-76
BREDE, Brent, of.....	1996-97
BRESLOW, Craig, p.....	2008-09
*BRETT, Ken, p.....	1979
BRIGGS, John, of.....	1975
BRITO, Bernardo, of.....	1992-93, '95
BROWN, Darrell, of.....	1983-84
BROWN, Jarvis, of.....	1991-92
BROWN, Mark, p.....	1985
*BRUCKBAUER, Fred, p.....	1961
BRUETT, J.T., of.....	1992-93
BRUMMETT, Greg, p.....	1993
BRUNANSKY, Tom, of.....	1982-88
BRYE, Steve, of.....	1970-76
BUCHANAN, Brian, of.....	2000-02
BULLING, Terry, c.....	1977

C

CABRERA, Orlando, ss.....	2009
CALI, Carmen, p.....	2007
CAMPBELL, Bill, p.....	1973-76
CAMPBELL, Kevin, p.....	1994-95
CAMPISI, Sal, p.....	1971
CANDELARIA, John, p.....	1990
CANIZARO, Jay, 2b.....	2000-02
CAPPS, Matt, p.....	2010
CARDENAS, Leo, ss.....	1969-71
CAREW, Rod, 1b.....	1967-78
CARLTON, Steve, p.....	1987-88
CARRASCO, Hector, p.....	1998-2000, 2001
CARRITHERS, Don, p.....	1977
CASIAN, Larry, p.....	1990-94
CASILLA, Alexi, if.....	2006
CASTILLO, Bobby, p.....	1982-84
CASTILLO, Carmelo, of.....	1989-91
CASTILLO, Luis, 2b.....	2006-07
CASTINO, John, 2b.....	1979-84
CASTRO, Juan, ss.....	2005-2006
CHANCE, Dean, p.....	1967-69
CHILES, Rich, of.....	1977-78
CHRISTENSEN, John, of.....	1988
CIMINO, Pete, p.....	1965-66
CIRILLO, Jeff, 3b-1b.....	2007
CLARK, Howie, if.....	2008
CLARK, Jerald, of.....	1995
CLARK, Ron, 3b.....	1966-69
COLBRUNN, Greg, 1b.....	1997
COLE, Alex, of.....	1994-95
*COLLUM, Jackie, p.....	1962
COMSTOCK, Keith, p.....	1984
CONDREY, Clay, p.....	2010
*CONSOLO, Billy, ss.....	1961
COOK, Mike, p.....	1989
COOMER, Ron, 1b-3b.....	1995-2000
COOPER, Don, p.....	1981-82
CORBETT, Doug, p.....	1980-82
CORBIN, Ray, p.....	1971-75
CORCORAN, Tim, 1b.....	1981
CORDOVA, Marty, of.....	1995-99
CRAIN, Jesse, p.....	2004-10
CREDE, Joe, 3b.....	2009
CRESSEND, Jack, p.....	2000-02
*CRIDER, Jerry, p.....	1969
CUBBAGE, Mike, 3b.....	1976-80
CUDDYER, Michael, if/of.....	2001-11
CUMMINGS, Midge, of.....	1999-2000
CUETO, Bert, p.....	1961

D

DAILEY, Bill, p.....	1963-64
DARWIN, Bob, of.....	1972-75
DAVID, Andre, of.....	1984, '86
DAVIDSON, Cleatus, 2b.....	1999
DAVIDSON, Mark, of.....	1986-88
DAVIS, Chih, dh.....	1991-92
DAVIS, Ron, p.....	1982-86
*DECKER, Joe, p.....	1973-76
DELANEY, Rob, p.....	2010
DEMPSEY, Rick, c.....	1969-72
DePAULA, Julio, p.....	2007
DESHAIES, Jim, p.....	1993, '94
DIAMOND, Scott, p.....	2011
DICKEY, R.A., p.....	2009
DINKELMAN, Brian, if/of.....	2011
DOBBEK, Dan, of.....	1961
DONOHUE, Jim, p.....	1962
DOTTER, Gary, p.....	1961, '63-64
DRUMMOND, Tim, p.....	1989-90
DUENSING, Brian, p.....	2009
DUMATRAIT, Phil, p.....	2011
DUNN, Steve, 1b.....	1994-95
DURBIN, J.D., p.....	2004
DURANT, Mike, c.....	1996
DUVALL, Mike, p.....	2001-02
DWYER, Jim, of.....	1988-89, '90
DYER, Mike, p.....	1989

TWINS' ALL-TIME ROSTER

PLAYER:	SEASONS:
EDENS, Tom, p.....	1991-92
EDWARDS, Dave, of.....	1978-80
EISENREICH, Jim, of.....	1982-84
ENGLÉ, Dave, c.....	1981-85
ERICKSON, Roger, p.....	1978-82
ERICKSON, Scott, p.....	1990-95
ESPINOZA, Alvaro, ss.....	1984-86
EUFEMIA, Frank, p.....	1985
EVERETT, Adam, ss.....	2008
EYRE, Willie, p.....	2006

F	
FAEDO, Lenny, ss.....	1980-84
FELTON, Terry, p.....	1979-82
FERRER, Sergio, ss.....	1974-75
FETTERS, Mike, p.....	2003
FIFE, Dan, p.....	1973-74
FILSON, Pete, p.....	1982-86
FIORÉ, Tony, p.....	2001-03
FISCHER, Bill, p.....	1964
FLORES, Randy, p.....	2010
FONTENOT, Ray, p.....	1986
FORD, Dan, of.....	1975-78
FORD, Lew, of.....	2003-07
*FORNIELES, Mike, p.....	1963
FOSNOW, Jerry, p.....	1964-65
FOX, Matt, p.....	2010
FRAZIER, George, p.....	1986-87
FREDERICK, Kevin.....	2002
FUENTES, Brian, p.....	2010
FULTZ, Aaron, p.....	2004
FUNDERBURK, Mark, of.....	1981, '85

G	
GABINO, Armando, p.....	2009
GAETTI, Gary, 3b.....	1981-90
GAGNE, Greg, ss.....	1983-92
GARAGOZZO, Keith, p.....	1994
GARCES, Rich, p.....	1990, '93
GARDNER, Billy, 2b.....	1961
GARZA, Matt, p.....	2006-07
GASSNER, Dave, p.....	2005
GATES, Brent, 2b-3b.....	1998-99
GEBHARD, Bob, p.....	1971-72
*GIEL, Paul, p.....	1961
GLADDEN, Dan, of.....	1987-91
GOLTZ, Dave, p.....	1972-79
GOMEZ, Carlos, of.....	2008-09
GOMEZ, Chris, if.....	2003
GOMEZ, Luis, ss.....	1974-77
GOMEZ, Ruben, p.....	1962
GONZALEZ, German, p.....	1988-89
GOODWIN, Danny, 1b.....	1979-81
GORINSKI, Bob, of.....	1977
GORYL, John, 2b.....	1962-64
GOZZO, Mauro, p.....	1992
GRAHAM, Dan, 3b.....	1979
GRANGER, Wayne, p.....	1972
GRANT, Jim, p.....	1964-67
GREEN, Lenny, of.....	1961-64
GREISINGER, Seth, p.....	2004
GREZDA, Joe, p.....	1969
GUARDADO, Eddie, p.....	1993-03, 2008
GUERRIER, Matt, p.....	2004-10
GUTH, Bucky, ss.....	1972
GUTHRIE, Mark, p.....	1989-95
GUZMAN, Cristian, ss.....	1999-04

H	
HACKER, Eric, p.....	2011
HALE, Chip, 2b.....	1989-90, '93-96
HALL, Jimmie, of.....	1963-66
HALL, Tom, p.....	1968-71
HAMM, Pete, p.....	1970-71
HANSELL, Greg, p.....	1996
HANDS, Bill, p.....	1973-74
HARDY, Carroll, of.....	1967
HARDY, J.J., ss.....	2010
HARPER, Brian, c.....	1988-93
HARRIS, Brendan, if.....	2008-10
HARRIS, Greg, p.....	1995
HARRISON, Roric, p.....	1978
HART, Mike, of.....	1984
HARTLEY, Mike, p.....	1993
HARTZELL, Paul, p.....	1979
HATCHER, Mickey, of.....	1981-86
HAVENS, Brad, p.....	1981-83
HAWKINS, LaRoy, p.....	1995-03

PLAYER:	SEASONS:
HAYDEL, Hal, p.....	1970-71
HEATON, Neal, p.....	1986
HEINTZ, Chris, c.....	2005-07
HENDRICKS, Liam, p.....	2011—
HENN, Sean, p.....	2009
HENRY, Ron, c.....	1961, '64
HERNANDEZ, Jackie, ss.....	1967-68
HERNANDEZ, Livan, p.....	2008
HERR, Tom, 2b.....	1988
HILL, Donnie, inf.....	1992
*HILL, Herman, of.....	1969-70
HISLE, Larry, of.....	1973-77
HOBBS, Jack, p.....	1981
HOCKING, Denny, ss.....	1993-03
HODGE, Ed, p.....	1984
HOEY, Jim, p.....	2011-10
HOLLINS, Dave, 3b.....	1996
HOLLY, Jeff, p.....	1977-79
HOLM, Steve, c.....	2011
HOLT, Jim, of.....	1968-74
HORSMAN, Vince, p.....	1995
*HOWE, Steve, p.....	1985
HRBEK, Kent, 1b.....	1981-94
HUBER, Justin, 1b.....	2009
HUDSON, Orlando, 2b.....	2010
HUGHES, Dusty, p.....	2011
HUGHES, Jim, p.....	1974-77
HUGHES, Luke, if.....	2010—
HUMBER, Philip, p.....	2008-09
HUNDLEY, Randy, c.....	1974
HUNTER, Torii, of.....	1997-2007
HUSKEY, Butch, of.....	2000

I	
INGRAM, Riccardo, of.....	1995
IZQUIERDO, Hank, c.....	1967

J	
JACKSON, Darrell, p.....	1978-82
JACKSON, Darrin, of.....	1997
JACKSON, Mike, p.....	2002
JACKSON, Ron, 1b.....	1979-81
JACKSON, Roy Lee, p.....	1986
*JACOBS, Lamar, of.....	1961
JAMES, Chuck, p.....	2011
JARVIS, Kevin, p.....	1997
JENSEN, Marcus, c.....	2000
JIMINEZ, Houston, ss.....	1983-84
JOHNSON, Adam, p.....	2001, 2003
JOHNSON, Dave, p.....	1977-78
JOHNSON, Randy, of.....	1982
JOHNSON, Tom, p.....	1974-78
JOHNSTON, Greg, of.....	1980-81
JONES, Garrett, 1b-of.....	2007
JONES, Jacques, of.....	1999-05
JONES, Todd, p.....	2001
JORGENSEN, Ryan, c.....	2008
JORGENSEN, Terry, 3b.....	1989, '92-93

K	
KAAT, Jim, p.....	1961-73
KELLER, Ron, p.....	1966, '68
*KELLY, Pat, of.....	1967-68
KELLY, Roberto, of.....	1996-97
KELLY, Tom, 1b.....	1975
KEPPEL, Bobby, p.....	2009
KIELTY, Bobby, of.....	2001-03
*KILLEBREW, Harmon, 1b.....	1961-74
KINDALL, Jerry, 2b.....	1964-65
KINNEY, Matt, p.....	2000, '02
KINNUNEN, Mike, p.....	1980
KIPPER, Bob, p.....	1992
KLAWITTER, Tom, p.....	1985
*KLINE, Ron, p.....	1967
KLINGENBECK, Scott, p.....	1995-96
KLINK, Joe, p.....	1987
*KLIPPSTEIN, Johnny, p.....	1964-66
KNOBLAUCH, Chuck, 2b.....	1991-97
KOOSMAN, Jerry, p.....	1979-81
KORECKY, Bobby, p.....	2008
KOSCO, Andy, of.....	1965-67
KOSKIE, Corey, 3b.....	1998-04
KOSTRO, Frank, of.....	1964-65, '67-69
KRALICK, Jack, p.....	1961-63
KRUEGER, Bill, p.....	1992
KUBEL, Jason, of.....	2004-11
KUNTZ, Rusty, of.....	1983
*KUSICK, Craig, 1b.....	1973-79

TWINS' ALL-TIME ROSTER

PLAYER:

SEASONS:

L	
LAMB, David, lf.....	2002
LAMB, Mike, 3b.....	2008
LANDREAUX, Ken, of.....	1979-80
LARKIN, Gene, lb.....	1987-93
LaROCHE, Dave, p.....	1972
LASHER, Fred, p.....	1963
LATHAM, Bill, p.....	1986
LATHAM, Chris, of.....	1997-99
LAUDNER, Tim, c.....	1981-89
LAWTON, Matt, of.....	1995-01
*LEA, Charlie, p.....	1988
LEACH, Terry, p.....	1990-91
LeCROY, Matthew, c-1b.....	2000-05, 2007
LEE, Derek, of.....	1993
LEE, Don, p.....	1961-62
LEIUS, Scott, 3b.....	1990-95
*LEMON, Jim, of.....	1961-63
LEPCIO, Ted, 3b.....	1961
LEWIS, Jim, p.....	1983
LINCOLN, Mike, p.....	1999-00
LIRIANO, Francisco, p.....	2005—
LIRIANO, Nelson, 2b.....	1990
LIS, Joe, lb.....	1973-74
LITTLE, Jeff, p.....	1982
LOHSE, Kyle, p.....	2001-2006
LOMBARDOZZI, Steve, 2b.....	1985-88
LOOK, Bruce, c.....	1968
*LOWRY, Dwight, c.....	1988
LUEBBER, Steve, p.....	1971-72, '76
LUNDSTEDT, Tom, c.....	1975
LYSANDER, Rick, p.....	1983-85

M

MAAS, Kevin, lb.....	1995
MACHADO, Alejandro, lf.....	2007
MACK, Shane, of.....	1990-94
MACKANIN, Pete, 2b.....	1980-81
MACRI, Matt, if.....	2008
MAHAY, Ron, p.....	2009-10
MAHOMES, Pat, p.....	1992-96
MAKSUDIAN, Mike, c-1b.....	1993
MANNING, Jim, p.....	1962
MANRIQUE, Fred, 2b.....	1990
MANSHIP, Jeff, p.....	2009—
MANUEL, Charlie, of.....	1963-72
*MARANDA, Georges, p.....	1962
MARSHALL, Mike, p.....	1978-80
*MARTIN, Billy, 2b.....	1961
*MARTINEZ, Orlando, ss.....	1962
MARTINEZ, Tippy, p.....	1988
MASON, Mike, p.....	1988
MASTELLER, Dan, lb-of.....	1995
MAUER, Joe, c.....	2004—
MAXWELL, Jason, 2b.....	2000-01
MAYS, Joe, p.....	1999-05
McCABE, Joe, c.....	1964
McCARTY, Dave, lb-of.....	1993-95
McCRACKEN, Quinton, of.....	2001
*McDEVITT, Danny, p.....	1961
*McDONALD, Darnell, of.....	2007
McKay, Dave, 3b.....	1975-76
MEARES, Pat, ss.....	1993-98
MEIER, Dave, of.....	1984-85
MENDOZA, Minnie, 3b.....	1970
MERCADO, Orlando, c.....	1989
MERCED, Orlando, lb-of.....	1998
MERRIMAN, Brett, p.....	1993-94
MERRITT, Jim, p.....	1965-68
MERULLO, Matt, c.....	1995
MIENTKIEWICZ, Doug, 1b.....	1998-04
MIJARES, Jose, p.....	2008-11
MILBOURNE, Larry, 2b.....	1982
MILCHIN, Mike, p.....	1996
*MILLER, Bob, p.....	1968-69
MILLER, Corky, c.....	2005
MILLER, Damian, c.....	1997
MILLER, Jason, p.....	2007
MILLER, Travis, p.....	1996-02
MILTON, Eric, p.....	1998-03
MINCHER, Don, lb.....	1961-66
MITCHELL, Bobby, of.....	1982-83
MITTERWALD, George, c.....	1966, '68-73
MOELLER, Chad, c.....	2000
MOHR, Dustan, of.....	2001-03
MOLTOR, Paul, dh-1b.....	1996-98
MONROE, Craig, of.....	2008
*MONZON, Dan, 2b.....	1972-73
*MOORE, Ray, p.....	1961-63
MORALES, Jose, c.....	1978-80

PLAYER:

SEASONS:

MORALES, Jose, c.....	2007, 2009-10
MORGAN, Mike, p.....	1998
MORILLO, Juan, p.....	2009
MORNEAU, Justin, 1b.....	2003—
MORRIS, Danny, p.....	1968-69
MORRIS, Jack, p.....	1991
MORRIS, Warren, if.....	2002
MOSES, John, of.....	1988-90
MOTA, Danny, p.....	2000
MULHOLLAND, Terry, p.....	2004-05
MULVEY, Kevin, p.....	2009
MUNOZ, Oscar, p.....	1995
MUNOZ, Pedro, of.....	1990-95
MYERS, Greg, c.....	1996-97

N

NAKAMURA, Micheal, p.....	2003
NARAGURA, Hal, c.....	1961-62
NASH, Cotton, lb.....	1969-70
NATHAN, Joe, p.....	2004-11
NAULTY, Dan, p.....	1996-98
NEAGLE, Denny, p.....	1991
NELSON, Mel, p.....	1965, '67
NESHEK, Pat, p.....	2006-10
NETTLES, Graig, of.....	1967-69
NETTLES, Jim, of.....	1970-72
NEVIN, Phil, dh.....	2006
NEWMAN, Al, if.....	1987-91
*NIEKRO, Joe, p.....	1987-88
NIEMANN, Randy, p.....	1987
NIESON, Chuck, p.....	1964
NIETO, Tom, c.....	1987-88
NISHIOKA, Tsuyoshi, if.....	2011—
NIXON, Otis, of.....	1998
NIXON, Russ, c.....	1966-67
NORTON, Tom, p.....	1972
NORWOOD, Willie, of.....	1977-80
NOSSEK, Joe, of.....	1964-66

O

OCHOA, Alex, of.....	1998
O'CONNOR, Jack, p.....	1981-84
OEKERS, Bryan, p.....	1983
OFFERMAN, Jose, if.....	2004
OJEDA, Augie, if.....	2004
OLIVA, Tony, of.....	1962-76
OLIVERAS, Francisco, p.....	1989
OLIVEROS, Lester, p.....	2011—
OLLOM, Jim, p.....	1966-67
OLSON, Greg, c.....	1989
OLSON, Gregg, p.....	1997
OROSCO, Jesse, p.....	2003
ORTIZ, David, lb.....	1997-02
ORTIZ, Junior, c.....	1990-91
ORTIZ, Ramon, p.....	2007

P

PACELLA, John, p.....	1982
PACLIARULO, Mike, 3b.....	1991-93
*PALMQUIST, Ed, p.....	1961
PARKS, Derek, c.....	1992-94
PARMELEE, Chris, if.....	2011—
PARRA, Jose, p.....	1995-96
PASCUAL, Camilo, p.....	1961-66
PASHNICK, Larry, p.....	1984
PASTORE, Frank, p.....	1986
PAVANO, Carl, p.....	2009—
PAZIK, Mike, p.....	1975-77
PERKINS, Dan, p.....	1999
PERKINS, Glen, p.....	2006—
PERLOZZO, Sam, 2b.....	1977
PERRANOSKI, Ron, p.....	1968-71
PERRY, Jim, p.....	1963-72
PERZANOWSKI, Stan, p.....	1978
PETITBONE, Jay, p.....	1983
PIERZYNSKI, A.J., c.....	1998-03
PITTARO, Chris, 2b.....	1986-87
PLEIS, Bill, p.....	1961-66
PLOUFFE, Trevor, if.....	2010—
POEPPING, Mike, of.....	1975
PONSON, Sidney, p.....	2007
PORTUGAL, Mark, p.....	1985-88
*POST, Wally, of.....	1963
POWELL, Hosken, of.....	1978-81
POWELL, Paul, of.....	1971
*POWER, Vic, lb.....	1962-64
PRIDIE, Jason, of.....	2008
PRieto, Alex, if.....	2003-04
PRINCE, Tom, c.....	2001-03
*PUCKETT, Kirby, of.....	1984-95

TWINS' ALL-TIME ROSTER

PLAYER:	SEASONS:
PULIDO, Carlos, p.....	1994, '03
PUNTO, Nick, if.....	2004-10
PUTNAM, Pat, 1b.....	1984

O

QUILICI, Frank, 2b.....	1965, '67-70
QUINLAN, Tom, 3b.....	1996
QUINONES, Luis, if.....	1992

R

RAABE, Brian, 2b.....	1995-96
RABE, Josh, of.....	2006-2007
RADKE, Brad, p.....	1995-06
RADLOSKY, Rob, p.....	1999
RAMOS, Pedro, p.....	1961
RAMOS, Wilson, c.....	2010
RANDALL, Bob, 2b.....	1976-80
RATH, Gary, p.....	1999
RATLIFF, Paul, c.....	1963, '70-71
RAUCH, Jon, p.....	2009-10
RAWLEY, Shane, p.....	1989
REARDON, Jeff, p.....	1987-89
REBOULET, Jeff, if.....	1992-96
REDFERN, Pete, of.....	1976-82
REDMAN, Mark, p.....	1999-01
REDMOND, Mike, c.....	2005-09
REED, Darren, of.....	1992
REED, Jeff, c.....	1984-86
REED, Rick, p.....	2001-03
REESE, Rick, 1b.....	1964-73
RENICK, Rick, 3b.....	1968-72
REPKO, Jason, of.....	2010-11
RESTOVICH, Michael, of.....	2002-04
REVERE, Ben, of.....	2010
REYES, Dennis, p.....	2006-08
RINCON, Juan, p.....	2001-08
RITCHE, Todd, p.....	1997-98
RIVAS, Bombo, of.....	2000-05
RIVERA, Rene, of.....	1978-80
ROA, Joe, p.....	2011
ROBERTSON, Rich, p.....	1995-97
RODRIGUEZ, Frank, p.....	1995-98
RODRIGUEZ, Jose, p.....	2002
RODRIGUEZ, Luis, if.....	2005-2007
RODRIGUEZ, Vic, 3b.....	1989
ROGERS, Kenny, p.....	2003
ROGGENBURK, Gary, p.....	1963, '65-66
*ROLAND, Jim, p.....	1962-64, '66-68
ROLLINS, Rich, 3b.....	1961-68
ROMERO, J.C., p.....	1999-05
ROOF, Phil, c.....	1971-76
*ROSEBORO, John, c.....	1968-69
RUIZ, Randy, 1b.....	2008
RYAN, Jason, p.....	1999-2000
RYAN, Michael, of.....	2002-05

S

*SADOWSKI, Ted, p.....	1961-62
SALAS, Mark, c.....	1985-87
SAMPSON, Benji, p.....	1998-99
SANCHEZ, Alex, of.....	1986
SANDERS, Ken, p.....	1973
SANFORD, Ron, p.....	1995
SANTANA, Johan, p.....	2000-2007
SAVAGE, Jack, p.....	1990
SCARCE, Mac, p.....	1978
SCHATZEDER, Dan, p.....	1987, '88
*SCHROLL, Al, p.....	1961
SCHROM, Ken, p.....	1983-85
SCHUELER, Ron, p.....	1977
SCHULLSTROM, Erik, p.....	1994-95
SEARS, Todd, 1b.....	2002-03
SERAFINI, Dan, p.....	1996-98
SERUM, Gary, p.....	1977-79
SEVICK, John, c.....	1965
SHAVE, Jon, 3b.....	1998
SHELLENBACK, Jim, p.....	1977
SHIELDS, Steve, p.....	1989
SHIFFLETT, Garland, p.....	1964
SIEBLER, Dwight, p.....	1963-67
SIERRA, Ruben, of.....	2006
SILVA, Carlos, p.....	2004-06
SINGER, Bill, p.....	1976
SIAMA, Anthony, p.....	2010-11
SLOWEY, Kevin, p.....	2007-11
SMALLEY, Roy, ss.....	1976-82, '85-87
SMITH, Mike, p.....	2006
SMITH, Ray, c.....	1981-83
SMITH, Roy, p.....	1986-90
SMITHSON, Mike, p.....	1984-87
SMILEY, John, p.....	1992

PLAYER:	SEASONS:
SNYDER, Jim, 2b.....	1961-62, '64
SODERHOLM, Eric, 3b.....	1971-75
SOFIELD, Rick, of.....	1979-81
SORRENTO, Paul, 1b.....	1989-91
SPAN, Denard, of.....	2008
SPEIER, Chris, ss.....	1984
STAHOVIAK, Scott, 1b.....	1993, '95-98
STANFIELD, Kevin, p.....	1979
STANGE, Lee, p.....	1961-64
ST. CLAIRE, Randy, p.....	1989
STEINBACH, Terry, c.....	1997-99
STENHOUSE, Mike, of.....	1985
STEPHEN, Buzz, p.....	1968
STEVENS, Dave, p.....	1994-97
STEWART, Shannon, of.....	2003-06
STIGMAN, Dick, p.....	1962-65
*STOBBS, Chuck, p.....	1961
STRAKER, Les, p.....	1987-88
STRICKLAND, Jim, p.....	1971-73
SULLIVAN, Frank, p.....	1962-63
SUTTON, John, p.....	1978
SWARZAK, Anthony, p.....	2009, 2011
SWINDELL, Greg, p.....	1997-98

T

TAPANI, Kevin, p.....	1989-95
TERRELL, Jerry, ss.....	1973-77
TEUFEL, Tim, 2b.....	1983-85
TEWKSBURY, Bob, p.....	1997-98
THAYER, Greg, p.....	1978
THOMAS, Brad, p.....	2001, '03
THOMAS, George, of.....	1971
THOME, Jim, if.....	2010-11
*THOMPSON, Danny, ss.....	1970-76
THORMODSGARD, Paul, p.....	1977-79
TIANT, Luis, p.....	1970
TIFFEE, Terry, 3b.....	2004-06
TISCHINSKI, Tom, c.....	1969-71
TOLBERT, Matt, if.....	2008-11
TOLIVER, Fred, p.....	1988-89
TORVE, Kelvin, 1b.....	1988
TOSONI, Rene, of.....	2011
*TOVAR, Cesar, of.....	1965-72
TROMBLEY, Mike, p.....	1992-99, '02
TSAMIS, George, p.....	1993
TUNNELL, Lee, p.....	1989
*TUTTLE, Bill, of.....	1961-63
TYNER, Jason, of.....	2005-07

U

*UHLAENDER, Ted, of.....	1965-69
ULLGER, Scott, 1b.....	1983

V

VALDESPINO, Sandy, of.....	1965-67
VALDIVIELSO, Jose, ss.....	1961
VALENCIA, Danny, if.....	2010
VALENTIN, Javier, c.....	1997-99, '02
*VALO, Elmer, of.....	1961
VEGA, Jesus, 1b.....	1979-80, '82
VERHOEVEN, John, p.....	1980-81
*VERSALLES, Zoilo, ss.....	1961-67
*VESELIC, Bob, p.....	1980-81
VIOLA, Frank, p.....	1982-89

W

WALBECK, Matt, c.....	1994-96
WALDROP, Kyle, p.....	2011
WALKER, Todd, 3b.....	1996-00
WALTERS, Charley, p.....	1969
WALTERS, Mike, p.....	1983-84
WALTON, Danny, of.....	1973, '75
WARD, Gary, of.....	1979-83
WARD, Jay, 3b.....	1963-64
WARDLE, Curt, p.....	1984-85
WASHINGTON, Ron, ss.....	1981-86
WATKINS, Scott, p.....	1995
WATKINS, Tommy, if.....	2007
WAYNE, Gary, p.....	1989-92
WEBSTER, Lenny, c.....	1989-93
WELLS, Bob, p.....	1999-02
WELLS, Boomer, 1b.....	1982
*WERTZ, Vic, 1b.....	1963
WEST, David, p.....	1989-92
*WHISENANT, Pete, of.....	1961
WHITBY, Bill, p.....	1964
WHITE, Rondell, of.....	2006-07
WHITEHOUSE, Len, p.....	1983-85

TWINS' ALL-TIME ROSTER

PLAYER:	SEASONS:
WILEY, Mark, p.....	1975
WILFONG, Rob, 2b.....	1977-82
WILLIAMS, Al, p.....	1980-84
*WILLIAMS, Don, p.....	1963
WILLIAMS, Glenn, 3b.....	2005
WILLIAMS, Stan, p.....	1970-71
WILLIS, Carl, p.....	1991-95
WILSON, Tack, of.....	1983
WINFIELD, Dave, of.....	1993-94
WINN, Jim, p.....	1988
WOLFE, Larry, 3b.....	1977-78
WOODS, Al, of.....	1986
WOODSON, Dick, p.....	1969-70, '72-74
WORTHINGTON, Al, p.....	1964-69
WYNEGAR, Butch, c.....	1976-82

PLAYER:	SEASONS:
YETT, Richard, p.....	1985, '90
YOUNG, Delmon, of.....	2008-11
Z	
ZAHN, Geoff, p.....	1977-80
ZEPP, Bill, p.....	1969-70
*ZIMMERMAN, Jerry, c.....	1962-68

(* — Deceased.) 693 Players

TWINS' BIGGEST INNINGS

Inning	Runs	Date	Opp	Score	Winner	Loser
1	11	7-18-62	Cleveland	14- 3	Stigman	Latman
2	9	5-10-61	Baltimore	10- 6	Kralick	Hall
		8-17-73	at Cleveland	14- 2	Blyleven	Bosman
3	8	5x, last 5-22-01	Seattle	12-11	Wells	Abbott
4	11	8- 5-77	Cleveland	14-10	Zahn	Monge
	10	4-30-85	at Detroit	11- 2	Butcher	Wilcox
	10	6-28-92	at Oakland	10- 2	S. Erickson	Campbell
5	11	5-20-94	Boston	21- 2	Pulido	Hesketh
6	9	7-31-88	at Cleveland	12- 4	Toliver	Farrell
		9-14-04	Chicago (AL)	10- 2	Santana	Garcia
7	10	6- 4-02	Cleveland	23- 2	Reed	Drese
8	9	9-11-66	Baltimore	11- 6	Worthington	S. Miller
9	7	9- 3-73	at Kansas City	11- 5	B. Campbell	Garber
		5- 6-78	at Baltimore	8- 7	Thayer	Stanhouse
10	11	6-21-69	at Oakland	14- 4	Grzenda	Lindblad
11	6	8- 5-62	at Detroit	8- 3	Kaat	Nischwitz
		9- 1-70	at Milwaukee	7- 1	Kaat	Bolin
12	4	8-14-93 (1)	at Oakland	5- 1	Casian	Honeycutt
13	5	5-19-64	at New York (AL)	7- 2	Roland	Reniff
14	4	8-10-05	at Seattle	7- 3	Nathan	Nelson
15	4	6- 6-73	at Cleveland	7- 3	Corbin	Johnson
16	5	8-16-05	at Chicago (AL)	9- 4	Romero	Adkins
18	4	7-19-69	at Seattle	11- 7	Perry	Gelnar
22	1	8-31-93	Cleveland	5- 4	Merriman	Grimsley

TWINS' ALL-STARS

AGUILERA, Rick, p.....	1991, 92, 93	LIRIANO, Francisco, p.....	2006
ALLISON, Bob, of, 1b.....	1963, 64	MAUER, Joe, c.....	2006, 08, 09, 10
BATTEY, Earl, c.....	1962, 62, 63, 65, 66	MAYS, Joe, p.....	2001
BLYLEVEN, Bert, p.....	1973	MILTON, Eric, p.....	2001
BRUNANSKY, Tom, of.....	1985	MORNEAU, Justin, 1b.....	2007, 08, 09, *10
CARDENAS, Leo, ss.....	1971	MORRIS, Jack, p.....	1991
CAREW, Rod, 2b, 1b.....	1967, 68, 69, 70, 71, 72, 73, 74, 75, 76, 77, 78	NATHAN, Joe, p.....	2004, 05, 08, 09
CHANCE, Dean, p.....	1967	OLIVA, Tony, of.....	1964, 65, 66, 67, 68, 69, 70, 71
COOMER, Ron, 1b.....	1999	PASCUAL, Camilo, p.....	1961, 62, 62, 64
CORBETT, Doug, p.....	1981	PERRY, Jim, p.....	1970, 71
CUDDYER, Michael, of/1b.....	2011	PIERZYNSKI, A.J., c.....	2002
ENGLE, Dave, c.....	1984	PUCKETT, Kirby, of.....	1986, 87, 88, 89, 90, 91, 92, 93, 94, 95
GAETTI, Gary, 3b.....	1988, 89	RADKE, Brad, p.....	1998
GRANT, Jim, p.....	1965	REARDON, Jeff, p.....	1988
GUARDADO, Eddie, p.....	2002, 03	ROLLINS, Rich, 3b.....	1962, 62
GUZMAN, Cristian, ss.....	2001	ROSEBORO, John, c.....	1969
HALL, Jimmie, of.....	1964, 65	SANTANA, Johan, p.....	2005, 06, 07
HISLE, Larry, of.....	1977	SMALLEY, Roy, ss.....	1979
HRBEK, Kent, 1b.....	1982	VERSALLES, Zoilo, ss.....	1963, 65
HUNTER, Torii, of.....	2002, 07	VIOLA, Frank, p.....	1988
KAAT, Jim, p.....	1962, 66	WARD, Gary, of.....	1983
KILLEBREW, Harmon, 3b, 1b, of.....	1961, 61, 63, 64, 65, 66, 67, 68, 69, 70, 71	WYNEGAR, Butch, c.....	1976, 77
KNOBLAUCH, Chuck, 2b.....	1992, 94, 96, 97		
LANDREAUX, Ken, of.....	1980		
LAUDNER, Tim, c.....	1988		
LAWTON, Matt, of.....	2000		

Bold denotes voted as starter
* - did not play due to injury

TWINS' UNIFORM NUMBERS - 1961-2011

0

Junior Ortiz, 1990-91

1

Reno Bertoia, 1961
Billy Martin, 1961
Bernie Allen, 1963-64
Billy Martin, 1965-68 (Coach)
Billy Martin, 1969 (Manager)
Eric Soderholm, 1971-72
Rich Reese, 1973
Sergio Ferrer, 1974-75
Jerry Terrell, 1975-77
Larry Wolfe, 1978
Jesus Vega, 1980
Tim Corcoran, 1981
Ray Smith, 1982
Houston Jimenez, 1983
Alvaro Espinoza, 1984-86
John Moses, 1988-90
Jarvis Brown, 1991-92
Alex Cole, 1994-95
Otis Nixon, 1998
Jay Canizaro, 2000, 2002
Jason Kubel, 2004
Luis Castillo, 2006-07
Orlando Hudson, 2010
Tsuayoshi Nishioka, 2011

2

Zoilo Versalles, 1961-67
Frank Kostro, 1968-69
Graig Nettles, 1969
Frank Crosetti, 1970-71 (Coach)
Bobby Darwin, 1972-75
John Briggs, 1975
Craig Kusick, 1975
Steve Braun, 1976
Randy Bass, 1977
John Castino, 1979-84
Chris Pittaro, 1986-87
Wally Backman, 1989
Nelson Liriano, 1990
Donnie Hill, 1992
Pat Meares, 1993-98
Luis Rivas, 2000-05
Denard Span, 2008-11

3

Harmon Killebrew, 1961-74

4

Bob Allison, 1961-70
Steve Braun, 1971-75
Gene Mauch, 1976-80 (Manager)
Mark Funderburk, 1981
Jim Eisenreich, 1982-84
Chris Speier, 1984
Steve Lombardozi, 1985-88
Orlando Mercado, 1989
Chip Hale, 1990-95
Paul Molitor, 1996-98
Paul Molitor, 2000-01, 2003 (Coach)
Augie Ojeda, 2004

5

Jose Valdivielso, 1961
Don Mincher, 1962-66
Russ Nixon, 1967
Bob Oldis, 1968 (Coach)
Leo Cardenas, 1969-70
Danny Thompson, 1970-76
Roy Smalley, 1976-82, 1985-87
Ray Smith, 1983
Houston Jimenez, 1984
Jim Dwyer, 1988-90
Pedro Munoz, 1990-95
Roberto Kelly, 1996-97
Brent Gates, 1998-99
Michael Cuddyer, 2001-11

6

Billy Consolo, 1961
Ted Lepcio, 1961
Jim Snyder, 1962
Vic Wertz, 1963
Tony Oliva, 1964-75
Tony Oliva, 1976 (Player-Coach)
Tony Oliva, 1977-78, 1985-91 (Coach)

7

Lenny Green, 1961-64
Jimmie Hall, 1964-66
Frank Quilici, 1967-70
Paul Ray Powell, 1971
Jim Nettles, 1971-72
Jerry Terrell, 1973-74
Danny Walton, 1975
Dave McKay, 1975-76
Rob Wilfong, 1977-82
Larry Milbourne, 1982
Boomer Wells, 1982
Scott Ullger, 1983
Dave Meier, 1984-85
Greg Gagne, 1987-92
Denny Hocking, 1993-03
Joe Mauer, 2004-11

8

Hal Naragon, 1961
Johnny Goryl, 1963-64
Bernie Allen, 1965
Andy Kosco, 1965-66
Ron Clark, 1967-69
Paul Ratliff, 1970-71
Phil Roof, 1971-76
Glenn Adams, 1977-81
Gary Gaetti, 1982-90
David McCarty, 1993-95
Ron Coomer, 1996-00
Quinton McCracken, 2001
Javier Valentín, 2002
Chris Gomez, 2003
Nick Punto, 2004-10

9

Billy Gardner, 1961
Rich Rollins, 1961-68
Charlie Manuel, 1969-72
Larry Hise, 1973-77
Bombo Rivera, 1978-80
Mickey Hatcher, 1981-86
Gene Larkin, 1987-93
Matt Walbeck, 1995-96
Orlando Merced, 1998
A. J. Pierzynski, 1998-99
Jason Maxwell, 2000-01
Steve Liddle, 2002-11 (Coach)

10

Earl Battey, 1961-67
John Roseboro, 1968
Rick Renick, 1968-72
Joe Lis, 1973-74
Pat Bourque, 1974
Lyman Bostock, 1975-77
Hosken Powell, 1978-81
Bobby Mitchell, 1982-83
Jeff Reed, 1984-86
Tom Kelly, 1987-01 (Manager)

11

Ron Henry, 1961
George Banks, 1962-64
Frank Kostro, 1964-65
Frank Quilici, 1965
Bernie Allen, 1966
Ted Uhlhaender, 1967-69
Brant Aleya, 1970-71
Steve Brye, 1972-76
Terry "Bud" Bulling, 1977
Sal Butera, 1980-82
Rusty Kuntz, 1983
Tim Teufel, 1983-85

Al Woods, 1986
Tom Nieto, 1987-88
Greg Olson, 1989
Chuck Knoblauch, 1991-97
Jacque Jones, 1999-05
Josh Rabe, 2006-07
Jason Pridie, 2008-09
Ben Revere, 2011

12

Bernie Allen, 1962-63
Ron Henry, 1964
Joe McCabe, 1964
Cesar Tovar, 1965-72
Danny Walton, 1973
Eric Soderholm, 1973-76
Rich Chiles, 1977-78
Rick Sofield, 1979-81
Lenny Faedo, 1982-84
Tack Wilson, 1983
Mark Salas, 1985-87
Brian Harper, 1988-93
Matt Merullo, 1995
Chip Hale, 1996
Todd Walker, 1997-00
Danny Ardoin, 2000
Tom Prince, 2001-03
Michael Ryan, 2004-05
Jason Tyner, 2006-07
Adam Everett, 2008
Alexi Casilla, 2010-11

13

Bill Tuttle, 1961-62
Rich Reese, 1964-65
John Roseboro, 1968-69
Dick Woodson, 1972-74
Tom Lundstedt, 1975
Mike Pagliarulo, 1991-93
Todd Walker, 1996
Jerry White, 1999-11 (Coach)

14

Pedro Ramos, 1961
Sam Mele, 1961-67 (Manager)
Danny Monzon, 1972-73
Glenn Borgmann, 1974-79
Pete Mackanin, 1980-81
Kent Hrbek, 1982-94

15

Jack Kralick, 1961-63
Bill Dailey, 1963-64
Al Worthington, 1964-68
George Mitterwald, 1969-73
Randy Hundley, 1974
Dan Ford, 1975-78
Ron Jackson, 1979-81
Tim Laudner, 1981-89
Lenny Webster, 1991-93
Ron Coomer, 1995
Dave Hollins, 1996
Darrin Jackson, 1997
Jon Shave, 1998
Cristian Guzman, 1999-04
Brent Abernathy, 2005
Phil Nevin, 2006
Glen Perkins, 2008-11

16

Bert Cueto, 1961
Johnny Goryl, 1962
Joe Nosske, 1964
Jerry Kindall, 1964-65
Ted Uhlhaender, 1966
Frank Kostro, 1967
Ron Perranoski, 1968-71
Bob Gebhard, 1971-72
Dan Fife, 1973-74
Tom Kelly, 1975
Eddie Bane, 1975
Butch Wynegar, 1979-82
Frank Viola, 1982-89
Bob Kipper, 1992

TWINS' UNIFORM NUMBERS - 1961-2011

Derek Parks, 1992-94
Dan Masteller, 1995
Dan Serafini, 1996-98
Midre Cummings, 1999-00
Doug Mientkiewicz, 2001-04
Glenn Williams, 2005
Jason Kubel, 2006-11

17

Camilo Pascual, 1961-66
Jim Merritt, 1967
Joe Grzenda, 1969
Leo Cardenas, 1970-71
Dave LaRoche, 1972
Bill Hands, 1973
Bill Butler, 1974-75
Pete Redfern, 1976-82
Bryan Oelkers, 1983
Eddie Hodge, 1984
Dennis Burt, 1985-86
Les Straker, 1987-88
Rick Aguilera, 1989
Fred Manrique, 1990
Larry Casian, 1991
Jeff Reboulet, 1992-96
Greg Swindell, 1997-98
Dustan Mohr, 2001-03
Alex Prieto, 2004
Juan Castro, 2005-06
Pat Neshek, 2006-10
Lester Oliveros, 2011

18

Paul Giel, 1961
Danny McDevitt, 1961
Dick Stigman, 1962-65
Rich Reese, 1966
Jim Ollom, 1967
Tom Hall, 1968
Dick Woodson, 1969
Bill Rigney, 1970-72 (Manager)
Eddie Bane, 1973, 1976
Mike Pazi, 1975
Mark Wiley, 1975
Don Carrithers, 1977
Greg Thayer, 1978
Paul Hartzell, 1979
Greg Johnston, 1980
Ray Smith, 1981
Terry Felton, 1982
Ken Schrom, 1983-85
Alejandro Sanchez, 1986
Don Baylor, 1987
Tom Herr, 1988
Kelvin Torve, 1988
Shane Rawley, 1989
Paul Sorrento, 1991
Darren Reed, 1992
Eddie Guardado, 1993-03, 2008
Jason Bartlett, 2004-07
Matt Macri, 2008
Luis Ayala, 2009
Orlando Cabrera, 2009
Jason Repko, 2010-11

19

Jim Donohue, 1962
Bill "Shorty" Pleis, 1962-66
Jim Roland, 1967-68
Al Worthington, 1969
Herman Hill, 1970
Sal Campisi, 1971
Jim Strickland, 1971-73
Tom Burgmeier, 1974-77
Roger Erickson, 1978-82
John Pacella, 1982
Rick Lysander, 1983-85
Larry Pashnick, 1984
Roy Smith, 1986
Randy Niemann, 1987
Mark Portugal, 1988
Larry Casian, 1990
Scott Erickson, 1991-95
Greg Hansell, 1996

Bob Tewksbury, 1997
Mike Lincoln, 1999-00
Grant Balfour, 2001, 2003-04
Mike Trombley, 2002
Mike Smith, 2006
Sidney Ponson, 2007
Howie Clark, 2008
Justin Huber, 2009
Danny Valencia, 2010-11

20

Don Lee, 1961-62
Frank Sullivan, 1962-63
Lee Stange, 1963-64
Bill Bethea, 1964
John Sevcik, 1965
Russ Nixon, 1966-67
Rich Reese, 1967-72
Ken Sanders, 1973
Vic Albury, 1973-76
Gary Serum, 1977-79
Bob Veselic, 1980
Dave Engle, 1981-85
Billy Beane, 1986-87
Mike Mason, 1988
John Christensen, 1988
Vic Rodriguez, 1989
Jack Savage, 1990
Pat Mahomes, 1992-96
Travis Miller, 1997-2002
Jose Rodriguez, 2002
Lew Ford, 2003-07
Matt Tolbert, 2008-11

21

Ray Moore, 1961-63
Garland "Duck" Shifflett, 1964
Bill Fischer, 1964
Gary Dotter, 1964
Bernie Allen, 1966
Walter Bond, 1967
Hank Izquierdo, 1967
Bob Miller, 1968
Tom Hall, 1969-71
Wayne Granger, 1972
Joe Decker, 1973-76
Tom Johnson, 1976-78
Jeff Holly, 1979
Terry Felton, 1979
Len Faedo, 1980-81
Greg Johnston, 1981
Jesus Vega, 1982
Jim Lewis, 1983
Keith Comstock, 1984
Andre David, 1984, 1986
George Frazier, 1987
Doug Baker, 1988-90
Mike Trombley, 1992-99
Eric Milton, 2000-03
Henry Blanco, 2004
Bret Boone, 2005
Jason Tyner, 2005
Ruben Sierra, 2006
Matt Garza, 2006-07
Delmon Young, 2008-11

22

Dan Dobbek, 1961
Jerry Zimmerman, 1962-68
Jerry Zimmerman, 1967 (Player-Coach)
Tom Tischinski, 1969-71
Tom Norton, 1972
Craig Kusick, 1974-79
John Briggs, 1975
John Verhoeven, 1980-81
Randy Johnson, 1982
Len Whitehouse, 1983-85
Keith Atherton, 1986-88
Carmelo Castillo, 1989-91
Bill Krueger, 1992
George Tsamis, 1993
Carlos Pulido, 1994
Brad Radke, 1996-06
Carlos Gomez, 2008-09

23

Jim Lemon, 1961-63
Dave Boswell, 1965-70
Ray Corbin, 1971-75
Steve Luebber, 1976
Paul Thormodsgard, 1977-79
Doug Corbett, 1980-82
Pete Filson, 1982-86
Roy Lee Jackson, 1986
Roy Smith, 1987-90
Willie Banks, 1991-93
Matt Walbeck, 1994
Greg Harris, 1995
Tom Quintan, 1996
Todd Ritchie, 1997
Benj Sampson, 1999
Bobby Kielty, 2001-03
Shannon Stewart, 2003-06
Matthew LeCroy, 2007
Brendan Harris, 2008-10
Rene Tosoni, 2011

24

Pete Whisenant, 1961
Ed Palmquist, 1961
Paul Rattliff, 1963
Joe Nossek, 1965-66
Ron Clark, 1966
Andy Kosco, 1967
Jackie Hernandez, 1967-68
Darrell Brandon, 1969
Steve Barber, 1970-71
Pete Hamm, 1971
George Thomas, 1971
Glenn Borgmann, 1972
Bill Campbell, 1973-76
Willie Norwood, 1977-80
Chuck Baker, 1981
Tom Brunansky, 1982-88
Shane Mack, 1990-94
Kevin Maas, 1995
Riccardo Ingram, 1995
Greg Myers, 1996-97
Travis Baptist, 1998
Matthew LeCroy, 2000-05
Rondell White, 2006-07
Mike Lamb, 2008
Joe Crede, 2009
Trevor Plouffe, 2010-11

25

Lamar Jacobs, 1961
Jim Roland, 1964
John Sevcik, 1965
Dwight Siebler, 1965-67
Pat Kelly, 1967-68
Bruce Look, 1968
Bill Zepp, 1969-70
Rick Dempsey, 1971-72
Mike Adams, 1972-73
Luis Gomez, 1974-77
Danny Goodwin, 1979-81
Randy Bush, 1982-93
Rich Becker, 1993-97
Alex Ochoa, 1998
Doug Mientkiewicz, 1999-00
Joe Mays, 2001-03, 2005
Alexi Casilla, 2006-09
Jim Thome, 2010-11

TWINS' UNIFORM NUMBERS - 1961-2011

26

Jay Ward, 1963
Bud Bloomfield, 1964
Jerry Fosnow, 1964-65
Jim Merritt, 1965-68
Mel Nelson, 1967
Jim Holt, 1970-74
Mike Poepping, 1975
Mike Pazik, 1976
Mike Cabbage, 1976-80
Kent Hrbek, 1981
Darrell Brown, 1983-84
Frank Eufemia, 1985
Al Newman, 1987-91
J. T. Bruett, 1992-93
Brian Raabe, 1995-96
Kevin Jarvis, 1997
Javier Valentin, 1997-99
A. J. Pierzynski, 2000-03
Pat Borders, 2004
Boof Bonser, 2006-09
Jose Morales, 2010
Brian Dinkelman, 2011

27

Chuck Stobbs, 1961
Gary Dotter, 1963
Ruben Gomez, 1962
Mike Fornieles, 1963
Johnny Klippstein, 1965-66
Ron Kline, 1967
Danny Morris, 1968-69
Charley Walters, 1969
Jerry Crider, 1969
Minnie Mendoza, 1970
Bucky Guth, 1972
Glenn Borgmann, 1973
Dave Johnson, 1977-78
Mike Bacsik, 1979-80
Al Williams, 1980
Brad Havens, 1981-83
Mark Brown, 1985
Mark Davidson, 1986-88
Lee Tunnell, 1989
Terry Jorgensen, 1992-93
Mike Durant, 1996
David Ortiz, 1997-02
Justin Morneau, 2003-05
Willie Eyre, 2006
Jeff Cirillo, 2007
Matt Macri, 2008
J.J. Hardy, 2010
Steve Holm, 2011

28

Don Mincher, 1961
Pedro Ramos, 1961
Vic Power, 1962-64
Sandy Valdespino, 1965-67
Graig Nettles, 1968
Bert Blyleven, 1970-76, 1985-88
Jim Shellenback, 1977
Mac Scarce, 1978
Mike Marshall, 1978-80
Al Williams, 1980-84
Chris Latham, 1998-99
Marcus Jensen, 2000
Jack Crossend, 2001-02
Jesse Crain, 2004-10

29

Julio Becquer, 1961
Fred Lasher, 1963
Wally Post, 1963
Chuck Nieson, 1964
Mel Nelson, 1965
George Mitterwald, 1966
Rod Carew, 1967-78

30

Jimmie Hall, 1963-64
Jay Ward, 1964
Garry Roggenburk, 1965-66
Jim Ollom, 1966

Carroll Hardy, 1967
Hal Haydel, 1970-71
Dave Goltz, 1972-79
Fernando Arroyo, 1980-82
Paul Boris, 1982
Mike Walters, 1983-84
Steve Howe, 1985
Juan Agosto, 1986
Jeff Bittiger, 1987
Francisco Oliveras, 1989
Terry Leach, 1990-91
Gregg Olson, 1997
Mike Morgan, 1998
Brian Buchanan, 2000-02
James Baldwin, 2003
Jose Offerman, 2004
Scott Baker, 2005-11

31

Bill Dailey, 1963
Jim Perry, 1963-72
Jim Hughes, 1974-77
Darrell Jackson, 1978-82
Ken Brett, 1979
Mike Hart, 1984
Greg Gagne, 1984-86
Dan Schatzeder, 1987
Fred Toliver, 1988-89
Scott Leius, 1990-95
Dan Naulty, 1996-98
Chad Allen, 1999-01
Rick Reed, 2001-03
J. D. Durbin, 2004
Darnell McDonald, 2007
Juan Morillo, 2009
Alex Burnett, 2010-11

32

Elmer Valo, 1961
Garry Roggenburk, 1963
Jim Roland, 1966
Dean Chance, 1967-69
Dick Woodson, 1970
Steve Luebber, 1971-72
Tom Johnson, 1975
Bobby Randall, 1976-80
Gary Ward, 1980-1983
John Butcher, 1984-86
Neal Heaton, 1986
Dan Gladden, 1987-91
Dave Winfield, 1993-94
LaTroy Hawkins, 1995-03
Terry Tiffie, 2004-06
Brian Buscher, 2007-09
Ron Mahay, 2010
Rene Rivera, 2011

33

Joe Bonikowski, 1962
Jackie Collum, 1962
Ruben Gomez, 1962
Fred Lasher, 1963
Jim "Mudcat" Grant, 1964-67
Luis Tiant, 1970
Pete Hamm, 1971
Mike Pazik, 1977
Mike Marshall, 1978
Dave Edwards, 1978-80
Jack O'Connor, 1981-84
Mike Stenhouse, 1985
Frank Pastore, 1986
Sal Butera, 1987
Tom Herr, 1988
Mike Cook, 1989
Bernardo Brito, 1992-93, 1995
Frank Rodriguez, 1995-98
J. C. Romero, 1999-05
Justin Morneau, 2006-11

34

Jim Roland, 1963
Dwight Siebler, 1964
Ron Clark, 1966
Ted Uhlaender, 1966
Pete Hamm, 1970

Jim Nettles, 1970
Ron Schueler, 1977
Jose M. Morales, 1978-80
Don Cooper, 1981-82
Kirby Puckett, 1984-95

35

Ted Sadowski, 1961
Joe Altobelli, 1961
Gerry Arrigo, 1963-64
Pete Cimino, 1966
Ron Keller, 1966
Graig Nettles, 1967
Stan Williams, 1970-71
Bob Gorinski, 1977
Gary Ward, 1979
Mike Kinnunen, 1980
Bob Veselic, 1981
Jay Pettibone, 1983
Pat Putnam, 1984
Tom Klawitter, 1985
Bill Latham, 1986
John Candelaria, 1990
Ron Gardenhire, 1991-01 (Coach)
Ron Gardenhire, 2002-11 (Manager)

36

Jim Kaat, 1961-73
Jeff Holly, 1977-78
Jerry Koosman, 1979-81
Jeff Little, 1982
Curt Wardle, 1984-85
Mark Portugal, 1985-87
Joe Niekro, 1987-88
Steve Shields, 1989
Kevin Tapani, 1989-95
Terry Steinbach, 1997-99
Rick Reed, 2001
Warren Morris, 2002
Joe Nathan, 2004-11

37

Tony Oliva, 1962-63
Steve Brye, 1970-71
Bill Butler, 1977
Roric Harrison, 1978
Dan Graham, 1979
Jesus Vega, 1979
Terry Felton, 1980-81
Bobby Castillo, 1982-84
Rich Yett, 1985
Ray Fontenot, 1986
Dan Schatzeder, 1988
Paul Abbott, 1990-92
Scott Stahoviak, 1993, 1995-98
Adam Johnson, 2001
Kenny Rogers, 2003
Dennys Reyes, 2006-08
Ron Mahay, 2009
Ben Revere, 2010
Jim Hoey, 2011

38

Fred Bruckbauer, 1961
Marty Martinez, 1962
Tony Oliva, 1964
Ron Keller, 1969
Rick Dempsey, 1970
Geoff Zahn, 1977-80
Ron Washington, 1981-86
Steve Carlton, 1987-88
Karl Best, 1988
Randy St. Claire, 1989
Rick Aguilar, 1990-99
Sean Bergman, 2000
Casey Blake, 2000-02
Adam Johnson, 2003
Aaron Fultz, 2004
Luis Rodriguez, 2005-07
Philip Humber, 2008-09
Luke Hughes, 2010-11

39

Lee Stange, 1961-63

TWINS' UNIFORM NUMBERS - 1961-2011

Jim Nettles, 1970
Stan Perzanowski, 1978
Brad Havens, 1981
Gary Gaetti, 1981
Ron Davis, 1982-86
George Frazier, 1986
Dwight Lowry, 1988
Mike Dyer, 1989
David West, 1991-92
Steve Dunn, 1994-95
Damian Miller, 1997
Bob Tewksbury, 1998
Chad Moeller, 2000
Juan Rincon, 2001-08
R.A. Dickey, 2009
Anthony Stama, 2010-11

40

Ed Palmquist, 1961
Bill "Shorty" Pleis, 1961
Cotton Nash, 1970
Joe Nossek, 1976 (Coach)
Sam Perlozzo, 1977
John Sutton, 1978
Kevin Stanfield, 1979
Jack Hobbs, 1981
Juan Berenguer, 1987-90
Steve Bedrosian, 1991
Marty Cordova, 1995-99
John Barnes, 2000-01
Rick Anderson, 2002-11 (Coach)

41

Gary Dotter, 1961
John Sevcik, 1965
Eddie Lyons, 1976 (Coach)
Karl Kuehl, 1977-82 (Coach)
Tom Kelly, 1983-86 (Coach)
Tom Kelly, 1986 (Manager)
Jeff Reardon, 1987-89
Richard Garces, 1990, 1993
Rich Yett, 1990
Dave Stevens, 1994-97
Eric Milton, 1998-99
Michael Restovich, 2002-04
Chris Heintz, 2005-07
Bobby Korecky, 2008
Drew Butera, 2010-11

42

Gerry Arrigo, 1961
Jim Manning, 1962
Buzz Stephen, 1968
Ralph Rowe, 1972-75 (Coach)
Don McMahon, 1976-77 (Coach)
Camilo Pascual, 1978-80 (Coach)
Billy Gardner, 1981 (Coach)
Billy Gardner, 1981-85 (Manager)
Dick Such, 1985-97 (Coach)
Butch Huskey, 2000
Mike Jackson, 2002

43

Al Schroll, 1961
Don Williams, 1963
Cal Ermer, 1967-68 (Manager)
Art Fowler, 1969 (Coach)
Frank Quilici, 1971-72 (Coach)
Frank Quilici, 1972-75 (Manager)
Jerry Zimmerman, 1976-80 (Coach)
Rick Stelmaszek, 1981-11 (Coach)

44

Jim Roland, 1962, 1964
Vern Morgan, 1969-75 (Coach)
Ken Landreaux, 1979-80
Mickey Hatcher, 1981
Jim Lemon, 1981-84 (Coach)
Ray Miller, 1985-86 (Manager)
Rick Renick, 1987-90 (Coach)
Chili Davis, 1991-92
Jim Deshaies, 1993-94
Jerald Clark, 1995
Dick Such, 1997-2001 (Coach)

David Lamb, 2002
Rob Bowen, 2003-04
Ramon Ortiz, 2007
Ryan Jorgensen, 2008
Bobby Keppel, 2009
Randy Flores, 2010
Chuck James, 2011

45

Ted Sadowski, 1962
Jim Holt, 1968
Johnny Goryl, 1969, 1979-80 (Coach)
Bob Rodgers, 1970-74 (Coach)
Lee Stange, 1975 (Coach)
Johnny Goryl, 1979-80 (Coach)
Johnny Goryl, 1980-81 (Manager)
Jim Shellenback, 1983 (Coach)
Wayne Terwilliger, 1986-94
Scott Ullger, 1995-04, 2006-11 (Coach)
Terry Mulholland, 2004-05

46

Gerry Arrigo, 1962
George Case, 1968 (Coach)
Charlie Silvera, 1969 (Coach)
Marv Grissom, 1970-71 (Coach)
Al Worthington, 1972-73 (Coach)
Johnny Podres, 1981-85 (Coach)
Joe Klirk, 1987
German Gonzalez, 1988-89
Scott Erickson, 1990
Terry Crowley, 1991-98 (Coach)
Bob Wells, 1999-02
Alex Prieto, 2003
Terry Mulholland, 2004
Scott Ullger, 2004-05 (Coach)
Joe Yavra, 2006-11 (Coach)

47

Georges Maranda, 1962
Sandy Valdespino, 1965
Early Wynn, 1967-69 (Coach)
Sherry Robertson, 1970 (Coach)
Gary Wayne, 1989-90, 1992
Jack Morris, 1991
Bret Merriman, 1993-94
Rich Robertson, 1995-97
Corey Koskie, 1998-04
Francisco Liriano, 2005-11

48

Joe McCabe, 1964
Johnny Goryl, 1968 (Coach)
Bill Singer, 1976
Mike Smithson, 1984-87
Jim Winn, 1988
Jerry White, 1989, 1995 (Coach)
Gary Wayne, 1991
Larry Casian, 1992-94
Torii Hunter, 1997-07
Carl Pavano, 2009-11

49

Bud Bloomfield, 1964
Bob Miller, 1968-69
Bill Hands, 1974
Allan Anderson, 1986-91
Luis Quinones, 1992
Mike Hartley, 1993
Dan Perkins, 1999
Kyle Lohse, 2001-06
Jason Miller, 2007
Craig Breslow, 2008-09
Jeff Manship, 2009-11

50

David West, 1989-90
Matt Lawton, 1995-2001
Kevin Frederick, 2002
Jesse Orosco, 2003
Joe Beimel, 2004
Garrett Jones, 2007
Jose Mijares, 2008-11

51

Cookie Lavagetto, 1961 (Manager)
George Strickland, 1962 (Coach)
Hal Naragon, 1963-66 (Coach)
Dave Engle, 1981
Greg Booker, 1989
Carl Willis, 1991-95
Scott Watkins, 1995
Mike Milchin, 1996
Brent Brede, 1996-97
Doug Mientkiewicz, 1998
Rob Radlosky, 1999
Matt Kinney, 2000, 2002
Carlos Pulido, 2003-04
Corky Miller, 2005
Julio DePaula, 2007
Anthony Swarzak, 2009, 2011
Brian Fuentes, 2010

52

Ed Lopat, 1961 (Coach)
Ed FitzGerald, 1962-64 (Coach)
Jim Lemon, 1965-67 (Coach)
Lenny Webster, 1989-90
Mauro Gozzo, 1992
Derek Lee, 1993
Kevin Campbell, 1994-95
Scott Klitingbeck, 1995-96
Shane Bowers, 1997
Danny Mota, 2000
Tony Fiore, 2001-03
Carlos Silva, 2004-07
Brian Duensing, 2009-11

53

Floyd Baker, 1961-64 (Coach)
Johnny Sain, 1965-66 (Coach)
Charlie Lea, 1989
Mark Guthrie, 1989-95
Ben Sampson, 1998
Joe Mays, 1999-00
Mike Duvall, 2001-02
Nick Blackburn, 2007-11

54

Sam Mele, 1961 (Coach)
Gordon Maltzberger, 1962-64 (Coach)
Tim Drummond, 1989-90
Keith Garagozzo, 1994
Mo Sanford, 1995
Jason Ryan, 1999-00
Mike Ryan, 2002-03
Matt Guerrier, 2004-10
Phil Dumtrait, 2011

55

Clyde McCullough, 1961 (Coach)
Danny Thompson, 1970
Paul Sorrento, 1989-90
Oscar Munoz, 1995
Mark Redman, 1999-01
Mike Fetters, 2003
Mike Redmond, 2005-09
Clay Condrey, 2010
Matt Capps, 2010-11

56

Terry Jorgensen, 1989
Jose Parra, 1995-96
Cleatus Davidson, 1999
Brad Thomas, 2001, 2003-04
Travis Bowyer, 2005
Carmen Cali, 2007
Randy Ruiz, 2008
Rob Delaney, 2010
Dusty Hughes, 2011

TWINS' UNIFORM NUMBERS – 1961-2011

57

Tippy Martinez, 1988
John Smiley, 1992
Greg Brummett, 1993
Vince Horsman, 1995
Scott Aldred, 1996-97
Gary Rath, 1999
Johan Santana, 2000-07
Kyle Waldrop, 2011

58

Bill Whitby, 1964
Chip Hale, 1989
Denny Neagle, 1991
Erik Schullstrom, 1994-95
Hector Carrasco, 1998-01
Todd Sears, 2002-03
Seth Greisinger, 2004
Jose G. Morales, 2007 and 2009
Clay Condrey, 2010
Scott Diamond, 2011

59

Tom Edens, 1991-92
Mike Maksudian, 1993
Brad Radke, 1995
Erik Bennett, 1996
Travis Miller, 1996
Chris Latham, 1997
Jack Cressend, 2000-01
Todd Jones, 2001
Micheal Nakamura, 2003
Dave Gassner, 2005
Kevin Stowey, 2007-11

60

Glen Perkins, 2006-07
Brian Bass, 2008
Sean Henn, 2009
Jon Rauch, 2009-10

61

Tommy Watkins, 2007
Livan Hernandez, 2008
Kevin Mulvey, 2009
Matt Fox, 2010
Eric Hacker, 2011

62

Al Newman, 2002-05 (Coach)
Joel Lepel, 2006 (Coach)
Liam Hendriks, 2011

63

Armando Gabino, 2009
Joe Benson, 2011

64

Bill Springman, 2000 (Coach)
Chris Parmelee, 2011

65

Nelson Prada, 2011 (Coach)

66

Steve Liddle, 1999 (Coach)

67

Rick Knapp, 1999, 2006 (Coach)

68

Phil Roof, 2000, 2011 (Coach)
Tom Nieto, 2009 (Coach)

69

Stan Cliburn, 2007 (Coach)

70

Stu Cliburn, 2005 (Coach)

71

Joe Roa, 2004

72

Pat Neshek, 2006

77

Tony Batista, 2006

78

Bobby Cuellar, 2003-04 (Coach)

81

Riccardo Ingram, 2008 (Coach)

TWINS' 3-HOMER GAMES

TWINS

NO.	PLAYER	DATE	OPPONENT	AT-BATS	SCORE
1	Bob Allison	5-17-63	at Cleveland	5 (3-4-5)	11- 4
2	Harmon Killebrew	9-21-63	at Boston	5 (1-3-5)	13- 4
3	Tony Oliva	7- 3-73	at Kansas City	5 (1-3-5)	6- 7
4	Justin Morneau	7- 6-07	at Chicago (AL)	5 (1-2-4)	12- 0

OPPONENTS

NO.	PLAYER	DATE	OPPONENT	AT-BATS	SCORE
1	Tom McCraw	5-24-67	Chicago (AL)	6 (2-4-6)	1-14
2	Joe Lahoud	6-11-69	Boston	5 (1-3-5)	5-13
3	Bobby Grich	6-18-74	at Baltimore	5 (2-3-4)	1-10
4	Al Oliver	5-23-79	at Texas	4 (1-3-4)	2- 7
5	Eddie Murray	8-29-79	Baltimore	5 (3-4-5)	4- 7
6	Jeff Burroughs	8-14-81	Seattle	4 (1-3-4)	3-13
7	Doug DeCinces	8-13-82	at California	5 (1-2-3)	5- 4
8	Harold Baines	9-17-84	Chicago (AL)	4 (1-3-4)	3- 7
9	Cory Snyder	5-21-87	at Cleveland	4 (1-2-4)	3- 6
10	Joe Carter	7-19-89	Cleveland	5 (1-2-4)	1-10
11	Dave Winfield	4-13-91	California	6 (1-2-3)	9-15
12	Dave Henderson	8- 3-91	at Oakland	5 (1-2-3)	8- 6
13	Juan Gonzalez	6- 7-92	at Texas	4 (1-2-4)	4- 5
14	Darnell Coles	7- 5-94	Toronto	5 (2-4-5)	3-14
15	Ernie Young	5-10-96	at Oakland	5 (1-3-4)	5-15
16	Geronimo Berroa	8-12-96	at Oakland	5 (1-2-5)	1-11
17	Ivan Rodriguez	9-11-97	at Texas	4 (2-3-4)	0- 7
18	Edgar Martinez	5-18-99	at Seattle	5 (3-4-5)	1-10
19	Ellis Burks	6-19-01	at Cleveland	7 (3-4-7)	10- 9
20	Hee-Seop Choi	6-12-05	at Los Angeles (NL)	4 (1-4-6)	3- 4
21	Nick Markakis	8-22-06	at Baltimore	4 (1-2-3)	3- 6
22	Evan Longoria	9-18-08	at Tampa Bay	5 (1-3-4)	11- 8
23	Jose Bautista	5-15-11	Toronto	5 (2-3-4)	3-11

TWINS' TRADES – 1961-PRESENT

NO.	DATE	CLUB	RECEIVED	POS.	TRADED	POS.
1	6- 1-61	K.C.	Bill Tuttle	of	Reno Berthia	3b
2	6- 1-61	Mil	Billy Martin	2b	Paul Giel	p
3	6-14-61	NY	Danny McDevitt	p	Billy Consolo	ss
4	1-30-62	Cin	Jerry Zimmerman	c	Billy Gardner	2b
5	4- 2-62	Cle	Vic Power	1b	Dan Dobbek	of
			Dick Stigman	p	Pedro Ramos	p
6	5-29-62	LA (AL)	Jim Donohue	p	Don Lee	p
7	8-20-62	Cle	Ruben Gomez	p	Jackie Collum	p
					Georges Maranda	p
8	5- 2-63	Cle	Jim Perry	p	Jack Kralick	p
9	6-11-64	LA (AL)	Frank Kostr	of	Lenny Green	of
					Vic Power	1b
10	6-15-64	Cle	Jim Grant	p	George Banks	3b
					Lee Stange	p
11	10-15-64	Wash	Ken Retzer	c	Joe McCabe	c
12	12- 4-64	Cin	Cesar Tovar	of	Gerry Arrigo	p
13	4- 6-66	Bos	Russ Nixon	c	Jose Calero	1b
			Chuck Schilling	2b	Dick Stigman	p
14	12- 2-66	Cal	Dean Chance	p	Pete Cimino	p
			Jackie Hernandez	ss	Jimmie Hall	of
					Don Mincher	1b
15	12- 3-66	Wash	Ron Kline	p	Bernie Allen	2b
					Camilo Pascual	p
16	11-28-67	LA	Bob Miller	p	Jim Grant	p
			Ron Perranoski	p	Zoilo Versalles	ss
			John Roseboro	c		
17	12- 2-67	Pit	Bob Oliver	1b	Ron Kline	p
18	11-21-68	Cin	Leo Cardenas	ss	Jim Merritt	p
19	7- 4-69	Chi (AL)	Cotton Nash	1b	Jerry Grant	p
20	7- 8-69	Sea	Darrell Brandon	p	Ron Clark	3b
21	12-12-69	Cle	Luis Tiant	p	Dean Chance	p
			Stan Williams	p	Bob Miller	p
					Graig Nettles	3b
					Ted Uhlaender	of
22	3-21-70	Wash	Brant Aleya	of	Joe Grzenda	p
					Charley Walters	p
23	10-20-70	STL	Sal Campisi	p	Herman Hill	of
			Jim Kennedy	ss	Bob Wissler	of
24	3-29-71	Det	Mike Adams	of	Bill Zepp	p
			Art Clifford	p		
25	7- 8-71	Mil	Phil Roof	c	Paul Ratliff	c
26	9- 1-71	STL	Dan Ford	p	Stan Williams	p
			Fred Rico	of		
27	10-22-71	LA	Bob Darwin	of	Paul Powell	of
28	11-30-71	Cal	Dave LaRoche	p	Leo Cardenas	ss
29	12- 3-71	Cin	Wayne Granger	p	Tom Hall	p
30	4- 7-72	Cin	Greg Garrett	p	Pete Hamm	p
31	10-31-72	NY (AL)	Dan Walton	of	Rick Dempsey	c
32	11-29-72	STL	John Cumberland	p	Wayne Granger	p
			Larry Hisle	of		
33	11-30-72	Phi	Joe Lis	1b	Cesar Tovar	of
			Ken Reynolds	p		
			Ken Sanders	p		
34	11-30-72	Chi (NL)	Joe Decker	p	Dave LaRoche	p
			Bill Hands	p		
			Bob Maneely	p		
			Danny Fife	p		
35	3-27-73	Det	Danny Fife	p	Jim Perry	p
36	3-28-73	Mil	Mike Ferraro	3b	Ken Reynolds	p
37	10-27-73	KC	Tom Burgmeier	p	Ken Gill	p
38	10-27-73	LA	Jim Fairry	of	Charlie Manuel	of
39	12- 6-73	Chi (NL)	Randy Hundley	c	George Mitterwald	c
40	5- 4-74	NY (AL)	Mike Pazik	p	Dick Woodson	p
41	8-19-74	Oak	Pat Bourque	1b	Jim Holt	1b
42	10-23-74	Oak	Dan Ford	of	Pat Bourque	1b
			Dennis Myers	p		
43	6-14-75	Mil	John Briggs	of	Bob Darwin	of
44	10-24-75	Phi	Larry Cox	c	Sergio Ferrer	ss
45	12-23-75	LA	Bob Randall	2b	Danny Walton	of
46	6- 1-76	Tex	Mike Cabbage	3b	Bert Blyleven	p
			Jim Gideon	p	Danny Thompson	ss
			Bill Singer	p		
			Roy Smalley	ss		
47	12- 4-78	Cal	Danny Goodwin	c	Dan Ford	of
			Ron Jackson	1b		
48	12- 8-78	NY (NL)	Jerry Koonsman	p	Greg Field	p
					Jesse Orosco	p

TWINS' TRADES - 1961-PRESENT

NO.	DATE	CLUB	RECEIVED	POS.	TRADED	POS.
49	2- 3-79	Cal	Dave Engle.....	c	Rod Carew.....	1b
			Paul Hartzell.....	p		
			Brad Havens.....	p		
			Ken Landreaux.....	of		
50	2-12-79	Bos	Dave Coleman.....	of	Larry Wolfe.....	3b
51	4- 2-79	Chi (AL)	John Verhoeven.....	p	John Sutton.....	p
52	12- 6-79	Phi	Pete Mackanin.....	2b	Paul Thormodsgard.....	p
53	12- 6-79	Bal	Tom Chism.....	1b	Dan Graham.....	3b
54	12- 8-80	SD	Chuck Baker.....	ss	Dave Edwards.....	of
55	12-12-80	Sea	Byron McLaughlin.....	p	Willie Norwood.....	of
56	3-30-81	LA	Mickey Hatcher.....	of	Ken Landreaux.....	of
			Matt Reeves.....	p		
			Kelly Snider.....	1b		
57	8-22-81	Det	Tim Corcoran.....	1b	Ron Jackson.....	1b
58	8-30-81	Chi (AL)	Randy Johnson.....	of	Jerry Koonsman.....	p
			Ivan Mesa.....	ss		
			Kevin Flannery.....	p		
59	12-28-81	Tor	Boomer Wells.....	1b	Hosken Powell.....	of
60	1- 7-82	LA	Bobby Castillo.....	p	Scotti Madison.....	c
			Bobby Mitchell.....	of	Paul Voigt.....	p
61	4-10-82	NY (AL)	Paul Boris.....	p	Gary Serun.....	p
			Ron Davis.....	p	Roy Smalley.....	ss
			Greg Gagne.....	ss		
62	5-11-82	Cal	Tom Brunansky.....	of	Doug Corbett.....	p
			Mike Walters.....	p	Rob Wilfong.....	2b
63	5-12-82	NY (AL)	Pete Filson.....	p	Roger Erickson.....	p
			Larry Milbourne.....	2b	Butch Wynegar.....	c
			John Pacella.....	p		
64	7- 2-82	Cle	Larry Littleton.....	of	Larry Milbourne.....	2b
65	11- 1-82	Tex	Len Whitehouse.....	p	John Pacella.....	p
66	12-10-82	Tor	Dave Baker.....	3b	Don Cooper.....	p
67	1- 7-83	Hou	Rick Lylander.....	p	Bob Veselic.....	p
68	3-25-83	Det	Stine Poole.....	c	Sal Butera.....	c
69	3-28-83	LA	Tack Wilson.....	of	Ivan Mesa.....	ss
70	6-21-83	Chi (AL)	Rusty Kuntz.....	of	Mike Sodders.....	3b
71	12- 5-83	Det	Larry Pashnick.....	p	Rusty Kuntz.....	of
72	12- 7-83	Tex	John Butcher.....	p	Gary Ward.....	of
			Mike Smithson.....	p		
			Sam Sorce.....	c		
73	8-19-84	STL	Chris Speier.....	ss	Jay Pettibone.....	p
74	8-29-84	SD	Pat Putnam.....	1b	Carson Carroll.....	2b
75	12- 7-84	Sea	Floyd Chiffer.....	p	Ray Smith.....	c
76	1- 9-85	Mon	Mike Stenhouse.....	of	Jack O'Connor.....	p
77	2-19-85	Chi (AL)	Roy Smalley.....	ss	Randy Johnson.....	1b
					Ron Scheer.....	of
					Brad Havens.....	p
					Jay Bell.....	ss
					Curt Wardle.....	p
					Jim Weaver.....	of
					Richard Yett.....	p
80	12-12-85	Bos	Charlie Mitchell.....	p	Mike Stenhouse.....	of
81	1- 7-86	Cle	Ramon Romero.....	p	Bryan Oelkers.....	p
			Roy Smith.....	p	Ken Schrom.....	p
82	1-16-86	Det	Chris Pittaro.....	2b	Dave Engle.....	c
			Alex Sanchez.....	of		
83	1-16-86	NY (NL)	Billy Beane.....	of	Pat Crosby.....	of
			Joe Klink.....	p	Tim Teufel.....	2b
			Bill Latham.....	p		
84	4-30-86	Chi (AL)	Juan Agosto.....	p	Pete Filson.....	p
			Kurt Walker.....	p		
85	5-20-86	Oak	Keith Atherton.....	p	Eric Broersma.....	p
86	6-20-86	Cle	Neal Heaton.....	p	John Butcher.....	p
			Kevin Trudeau.....	p		
87	8-13-86	Chi (NL)	Ray Fontenot.....	p	Dewayne Coleman.....	p
			George Frazier.....	p	Ron Davis.....	p
			Julius McDougal.....	ss		
88	2- 3-87	Mon	Tom Nieto.....	c	Al Cardwood.....	p
			Jeff Reardon.....	p	Neal Heaton.....	p
					Yorkis Perez.....	p
					Jeff Reed.....	c
89	2-20-87	Mon	Al Newman.....	2b	Mike Shade.....	p
90	3-31-87	SF	David Blakley.....	p	Jose Dominguez.....	p
			Dan Gladden.....	of	Bryan Hickerson.....	p
					Ray Velasquez.....	p
91	6- 6-87	NY (AL)	Joe Niekro.....	p	Mark Salas.....	c
92	6-23-87	Phi	Dan Schatzeder.....	p	Danny Clay.....	p
					Tom Schwarz.....	3b

TWINS' TRADES – 1961-PRESENT

NO.	DATE	CLUB	RECEIVED	POS.	TRADED	POS.
93	7-31-87	Cle	Steve Carlton	p	Jeff Perry	p
94	8-31-87	Bos	Don Baylor	of	Enrique Rios	p
95	2- 5-88	Phi	Fred Toliver	p	Chris Calvert	c
96	2-24-88	Det	Doug Baker	ss	Julius McDougal	ss
97	3-24-88	Det	Balvino Galvez	p	Billy Beane	of
98	4-22-88	StL	Tom Herr	2b	Tom Brunansky	of
99	8-28-88	Bal	Jim Dwyer	of	Doug Kline	of
100	10-24-88	Phi	Shane Rawley	p	Eric Bullock	of
					Tom Herr	2b
					Tom Nieto	c
101	11- 3-88	Cal	Mike Cook	p	Bert Blyleven	p
			Paul Sorrento	1b	Kevin Trudeau	p
			Rob Wassenaar	p		
102	12- 4-88	Hou	Todd McClure	p	Mark Portugal	p
103	12- 7-88	NY (NL)	Wally Backman	2b	Jeff Bumgarner	p
			Mike Santiago	p	Steve Gasser	p
					Toby Nivens	p
104	3-20-89	NY (AL)	Steve Shields	p	Balvino Galvez	p
105	3-21-89	Hou	Ramon Cedenro	of	Steve Lombardozzi	2b
			Mica Lewis	2b		
106	3-26-89	Cle	Carmelo Castillo	of	Keith Atherton	p
107	6-29-89	SD	Greg Booker	p	Fred Toliver	of
108	7-31-89	NY (NL)	Rick Aguilera	p	Loy McBride	of
			Tim Drummond	p	Frank Viola	p
			Jack Savage	p		
			Kevin Tapani	p		
			David West	p		
109	8-28-89	Mon	Alonzo Powell	of	Jim Dwyer	of
110	1-12-90	Mon	Jim Dwyer	of	Jim Davins	p
111	4- 4-90	Pit	Orlando Lind	p	Mike Pomeranz	p
			Junior Ortiz	c		
112	4-12-90	Tex	Fred Manrique	2b	Jeff Satzinger	p
113	5-30-90	SF	Ed Gustafson	p	Francisco Oliveras	p
114	7-27-90	Tor	Nelson Liriano	2b	John Candelaria	p
			Pedro Munoz	of		
115	12- 5-90	SF	Steve Bedrosian	p	Johnny Ard	p
116	3-17-92	Pit	John Smiley	p	Jimmy Williams	p
					Midre Cummings	of
					Denny Neagle	p
					Paul Sorrento	1b
117	3-28-92	Cle	Curt Leskanic	p	Bill Krueger	of
			Oscar Munoz	p	Darren Reed	of
118	8-31-92	Mon	Darren Reed	of	Darren Reed	of
119	11-18-92	NY (NL)	Pat Howell	of	David West	p
120	12- 5-92	Phi	Mike Hartley	p	Rob Wassenaar	p
121	3-26-93	Col	Brett Merriman	p	Gary Wayne	p
					Mike Pagliarulo	3b
122	8-15-93	Bal	Erik Schullstrom	p	Jim Deshaies	p
123	8-28-93	SF	Greg Brummett	p		
			Andres Duncan	inf		
			Aaron Fultz	p		
124	11-24-93	Chi (NL)	Dave Stevens	p	Willie Banks	p
			Matt Walbeck	c		
125	3-14-94	Mon	Cash		Lenny Webster	c
126	8-31-94	Cle	Cash		Dave Winfield	dh
127	6- 8-95	Cin	John Courtright	p	Dave McCarty	1b
128	7- 6-95	Bos	J.J. Johnson	of	Rick Aguilera	p
			Frank Rodriguez	p		
129	7- 7-95	Bal	Kimera Bartee	of	Scott Erickson	p
			Scott Klingbebeck	p		
130	7-31-95	LA	Ron Coomer	3b	Mark Guthrie	p
			Greg Hansell	p	Kevin Tapani	p
			Chris Latham	of		
			Jose Parra	p		
131	8-26-96	Bos	Brian Looney	p	Pat Mahomes	p
132	8-29-96	Sea	David Ortiz	1b	Dave Hollins	3b
133	4- 8-97	Cin	Cash		Scott Klingbebeck	p
134	8-14-97	Atl	Mark Lewis	of	Greg Colbrunn	1b
135	8-21-97	Sea	Joe Mays	p	Roberto Kelly	of
			Jeremy Palki	p		
136	8-30-97	Mil	Michael Fieldbinder	p	Darrin Jackson	of
137	9- 5-97	Atl	Steve Hacker	1b	Greg Myers	c
138	12-12-97	NY (NL)	Alex Ochoa	of	Rich Becker	of
139	2- 6-98	NY (AL)	Brian Buchanan	of	Chuck Knoblauch	2b
			Cristian Guzman	ss		
			Eric Milton	p		
			Daniel Mota	p		

TWINS' TRADES – 1961-PRESENT

NO.	DATE	CLUB	RECEIVED	POS.	TRADED	POS.
140	7-31-98	Bos	John Barnes	of	Greg Swindell	p
			Matt Kinney	p	Orlando Merced	of
			Joe Thomas	p		
141	8-25-98	Chi (NL)	Scott Downs	p	Mike Morgan	p
142	11-16-98	NY (AL)	Allen Butler	3b	Dan Naulty	p
143	12-14-98	Mil	Darrell Nicholas	of	Alex Ochoa	of
144	3-31-99	Chi (NL)	Cash		Dan Serafini	p
145	5-21-99	Chi (NL)	Kyle Lohse	p	Rick Aguilera	p
			Jason Ryan	p	Scott Downs	p
146	8- 3-99	Hou	Josh Dimmick	c	George Williams	c
147	12- 7-99	Col	Scott Randall	p	Chris Latham	of
148	12-13-99	Fla	Johan Santana	p	Jared Camp	p
			Cash			
149	7-16-00	Col	Todd Sears	1b	Butch Huskey	of
			Cash		Todd Walker	2b
150	8-31-00	Bos	Hector De Los Santos	ss	Midre Cummings	of
151	9-10-00	Bos	Lew Ford	of	Hector Carrasco	p
152	3-28-01	Ari	Hanley Frias	if	Chad Moeller	c
153	7-28-01	Det	Todd Jones	p	Mark Redman	p
154	7-30-01	NY (NL)	Rick Reed	p	Matt Lawton	of
155	7-12-02	SD	Jason Bartlett	ss	Brian Buchanan	of
156	11-15-02	Mil	Matt Yeatman	p	Matt Kinney	p
			Gerard Oakes	p	Javier Valentin	c
157	7-16-03	Tor	Shannon Stewart	of	Bobby Kielty	of
			Dave Gassner	1hp		
158	8-31-03	NY (AL)	Jesse Orosco	1hp	Juan Padilla	rhp
159	9- 9-03	SD	Alex Garcia	if	Todd Sears	1b
160	11-14-03	SF	Joe Nathan	rhp	A.J. Pierzynski	c
			Boof Bonser	rhp	Cash	
			Francisco Liriano	1hp		
161	12- 3-03	Phi	Carlos Silva	rhp	Eric Milton	1hp
			Nick Punto	if		
			Bobby Korecky	rhp		
162	12-15-03	SF	J.T. Thomas	1hp	Dustan Mohr	of
163	4-21-04	Bos	Cash		Brad Thomas	1hp
164	7-31-04	Chi (NL)	Justin Jones	1hp	Doug Mientkiewicz	1b
165	7-11-05	Sea	Bret Boone	2b	PTBNL	
			Cash			
166	12- 2-05	Fla	Luis Castillo	2b	Travis Bowyer	rhp
167	12- 9-05	LAA	Alexi Casilla	if	Scott Tyler	rhp
168	6-15-06	Cin	Brandon Roberts	of	J.C. Romero	1hp
169	7-31-06	Cin	Zach Ward	rhp	Juan Castro	ss
170	8-31-06	Chi (NL)	Phil Nevin	1b/dh	Kyle Lohse	rhp
171	7-30-07	NY (NL)	Drew Butera	c	Adam Harben	rhp
			Dustin Martin	of	Luis Casillo	2b
			Matt Macri	3b		
172	8-15-07	Col	Matt Macri	3b	Ramon Ortiz	rhp
173	11-21-07	Chi. (NL)	Craig Monroe	of	Doug Deeds	of
174	11-28-07	TB	Delmon Young	of	Matt Garza	rhp
			Brendan Harris	if	Jason Bartlett	if
			Jason Pridie	of	Eduardo Morlan	rhp
175	2- 2-08	NY (NL)	Carlos Gomez	of	Johan Santana	1hp
			Philip Humber	rhp		
			Kevin Mulvey	rhp		
			Deolis Guerra	rhp		
176	8-25-08	Tex	Eddie Guardado	1hp	Mark Hamburger	rhp
177	7-31-09	Oak	Orlando Cabrera	ss	Tyler Ladendorff	if
178	8- 7-09	Cle	Carl Pavano	rhp	PTBNL (Yohan Pino)	rhp
179	8-28-09	Ari	Jon Rauch	rhp	Kevin Mulvey	rhp
					Cash	
180	11- 9-09	Mil	J.J. Hardy	ss	Carlos Gomez	of
181	12-10-09	Bos	PTBNL (Chris Province)	rhp	Boof Bonser	rhp
182	7-29-10	Was	Matt Capps	rhp	Wilson Ramos	c
183	8-27-10	LAA	Brian Fuentes	1hp	PTBNL (Loek Van Mil)	rhp
184	12- 9-10	Bal	Jim Hoey	rhp	J.J. Hardy	ss
			Brett Jacobson	rhp	Brendan Harris	if
					Cash	
185	12-16-10	Col	Paul Bargas	1hp	Jose Morales	c
186	3-28-11	Atl	Scott Diamond	1hp	Billy Bullock	rhp
187	8-15-11	Det	Cole Nelson	1hp	Delmon Young	of
			PTBNL (Lester Oliveros)	rhp		
188	8-25-11	Cle	Cash		Jim Thome	dh
189	12-6-11	Col	PTBNL (Daniel Turpen)	rhp	Kevin Slowey	rhp

LOW-HIT GAMES

TWINS

NO-HITTERS

NO	PITCHER	DATE	OPP	ON BASE	SCORE
1	Jack Kralick	8-26-62	KC	1	1- 0
2	Dean Chance	8- 6-67 (5 inn.)	Bos	0	2- 0
3	Dean Chance	8-26-67	at Cle	6	2- 1
4	Scott Erickson	4-27-94	Mil	5	6- 0
5	Eric Milton	9-11-99	Ana	2	7- 0
6	Francisco Liriano	5- 3-11	at CWS	6	1- 0

ONE-HITTERS

NO	PITCHER	DATE	OPP	HITTER	HIT	FIELD	INN	OUT	SCORE
1	Gerry Arrigo	6-26-64	Chi	Hershberger	sgl	C	9	0	2- 0
2	Jim Grant	9-25-65	at Wash	Blasingame	dbl	R	3	2	5- 0
3	Dave Boswell	7-30-66	Bal	Snyder	sgl	R	7	0	7- 0
4	Dean Chance	5-11-67	KC	Cater	sgl	R	4	2	8- 0
5	Bert Blyleven	5-24-73	KC	Kirkpatrick	bunt	3B	5	0	2- 0
6	Jim Kaat	7- 1-73	at Cal	Robinson	hr	L	2	0	2- 1
7	Bert Blyleven	9-26-73	at Oak	Mangual	sgl	2B	5	2	4- 1
8	Bert Blyleven	7- 4-74	Tex	Harrah	hr	R	3	1	3- 1
9	Dave Goltz	8-23-77	Bos	Rice	sgl	L	4	0	7- 0
10	Geoff Zahn	6- 6-80	Tor	Mayberry	sgl	L	7	2	5- 0
11	Ken Schrom	6-26-85	KC	Wilson	sgl	C	3	1	2- 1
12	Scott Erickson/Mark Guthrie	9-24-91	Chi	Pasqua	hr	L	7	1	9- 2
13	Scott Erickson	7-24-92	at Bos	Brunansky	sgl	R	2	0	5- 0
14	Johan Santana/Joel Nathan	7-17-04	at KC	Berroa	dbl	C	2	0	4- 1
15	Scott Baker	8-31-07	KC	Sweeney	sgl	C	9	1	5- 0

OPPONENTS

NO-HITTERS

NO	PITCHER	DATE	OPP	ON BASE	SCORE
1	Jim Hunter	5- 8-68	at Oak	0	0- 4
2	Vida Blue	9-21-70	at Oak	1	0- 6
3	Nolan Ryan	9-28-74	at Cal	8	0- 4
4	David Wells	5-17-98	at NY	0	0- 4

ONE-HITTERS

NO	PITCHER	DATE	OPP	HITTER	HIT	FIELD	INN	OUT	SCORE
1	Dick Donovan	9-24-61	Wash	Altobelli	hr	R	7	1	1- 4
2	Dean Chance	9-10-62	LA	Versalles	sgl	SS	8	1	0- 5
3	Milt Pappas	9- 2-64	Bal	Versalles	sgl	L	8	2	0- 2
4	Bill Monbouquette	9- 6-64	Bos	Versalles	hr	L	6	2	2- 1
5	Barry Moore	4-30-67	at Wash	Tovar	sgl	R	6	2	0- 3
6	Dave McNally	5-15-69	Bal	Tovar	sgl	C	9	1	0- 5
7	Mike Cuellar	8-10-69	at Bal	Tovar	sgl	L	9	0	0- 2
8	Dick Bosman	8-13-70	at Wash	Tovar	bunt	3B	1	0	0- 1
9	Rick Wise	6-14-76	Bos	Terrell	sgl	2B	3	1	0- 5
10	Jim Palmer	8-10-76	at Bal	Cabbage	sgl	R	2	2	0- 2
11	Bruce Kison	4-23-80	Cal	Landreaux	dbl	L	9	1	0-17
12	Jack Morris	8-21-80	Det	Wilfong	sgl	L	1	1	2- 4
13	Paul Splittorff/Rich Gale	10- 5-80	at KC	Castino	sgl	C	1	0	0- 4
14	Jim Palmer	9- 4-82	at Bal	Gaetti	sgl	C	5	2	0- 3
15	Jim Clancy	9-28-82	at Tor	Bush	sgl	R	9	0	0- 3
16	Walt Terrell/Willie Hernandez	7-14-85	at Det	Brunansky	dbl	C	7	2	0- 8
17	Danny Darwin	8-19-85	at Mil	Smalley	hr	R	5	0	1- 4
18	Bobby Witt/Dale Mohorcic	6-26-87	at Tex	Smalley	sgl	C	2	2	0- 1
19	Paul Kilgus	5-21-88	at Tex	Gaetti	dbl	C	8	0	0- 3
20	Randy Johnson	7-16-98	at Sea	Gates	sgl	C	8	1	0- 3
21	Mike Mussina	8- 1-00	at Bal	Coomer	sgl	R	7	2	0- 7
22	Freddy Garcia	8-23-05	Chi	Jones	hr	C	8	0	1- 0
23	Gavin Floyd	5- 6-08	at Chi	Mauer	dbl	C	9	1	1- 7
24	Rich Harden/Harrison/O'Day/Feliz	8-23-10	at Tex	Mauer	sgl	C	9	1	0- 4
25	Kyle Drabek/Shawn Camp/Mark Rzepczynski	4- 2-11	at Tor	Span	sgl	L	6	1	1- 5
26	Zach Stewart	9-5-11 (2)	CWS	Valencia	dbl	R	8	0	0- 4

DID YOU Know?

...that when Rick Aguilera pinch-hit for Mark Guthrie in Game Three of the 1991 World Series, he became the first pitcher to be used in that role since Don Drysdale did so for the Dodgers in Game Two of the 1965 Series vs. Minnesota.

PITCHERS' BACK-TO-BACK SHUTOUTS

PITCHER	DATES	OPPONENTS	SCORES	HITS	LOSERS
Camilo Pascual	5-15-61	at Chi	5-0	4	Cal McLish
	5-20-61	KC	2-0	5	Joe Nuxhall
Camilo Pascual	8-23-61	at Chi	4-0	2	Cal McLish
	8-29-61	NY	3-0	4	Ralph Terry
Camilo Pascual	9-17-61	at Clev	5-0	8	Jim Perry
	9-23-61	Wash	10-0	2	Pete Burnside
Camilo Pascual	6-26-62	at NY	5-0	9	Rollie Sheldon
	7- 1-62	at Wash	9-0	5	Ray Rippelmeyer
Jim Grant	8- 6-66	at KC	5-0	4	Lew Krausse
	8-10-66	at Cal	2-0	8	Clyde Wright
Jim Grant	8-23-66	at Wash	7-0	5	Pete Richert
	8-27-66	at Chi	1-0	3	Gary Peters
Dean Chance	5-11-67	KC	8-0	1	Jim Hunter
	5-16-67	at Chi	1-0	5	John Buzhardt
Jim Merritt	5-26-67	at KC	5-0	5	Jim Nash
	5-30-67	at NY	3-0	2	Fritz Peterson
Jim Perry	8-10-67	Wash	5-0	5	Barry Moore
	8-15-67	at Cal	4-0	6	Curt Simmons
Dean Chance	6-19-68	Wash	4-0	3	Joe Coleman
	6-24-68	at Chi	1-0	3	Bob Priddy
Bert Blyleven	4- 7-71	Mil	4-0	4	Lew Krausse
	4-12-71	at KC	2-0	3	Dick Drago
Dick Woodson	8- 1-72	at Tex	3-0	3	Pete Broberg
	8- 5-72	Oak	4-0	5	Vida Blue
Bert Blyleven	5-24-73	KC	2-0	1	Dick Drago
	5-29-73	at Mil	1-0	6	Jim Staton
Bert Blyleven	6-16-73	at Det	5-0	4	Joe Coleman
	6-21-73	Cal	1-0	8	Clyde Wright
Jim Hughes	5-14-75	Cle	3-0	4	Gaylord Perry
	5-18-75	Mil	6-0	4	Ed Sprague
Dave Goltz	8-31-76	Mil	4-0	2	Bill Travers
	9- 9-76	at Tex	6-0	3	Jim Umbarger
Frank Viola	5- 1-88	at Bos	2-0	5	Jeff Sellers
	5- 6-88	Bos	5-0	7	Jeff Sellers
Scott Erickson	4-26-91	Sea	6-0	5	Randy Johnson
	5- 1-91	Bos	1-0	2	Jeff Gray

TWINS' CONSECUTIVE SHUTOUTS

DATE	OPPONENT	SCORE	DATE	OPPONENT	SCORE	DATE	OPPONENT	SCORE
8-23-61	at Chicago	4- 0	9-13-71	at California	1- 0	9-15-84	at Texas	1- 0
8-24-61	at Chicago	3- 0	9-15-71	at Milwaukee	1- 0	9-16-84	at Texas	2- 0
8-26-62	Kansas City	1- 0	9- 6-72	at Texas	2- 0	6-26-88	at Oakland	11- 0
8-28-62	at Chicago	2- 0	9- 7-72	at Texas	4- 0	6-26-88	at Oakland	5- 0
6- 4-63	at Kansas City	5- 0	5-29-73	at Milwaukee	1- 0	6-21-92	Seattle	5- 0
6- 5-63	at Kansas City	4- 0	5-30-73	at Milwaukee	4- 0	6-22-92	California	2- 0
7-24-63	at Cleveland	9- 0	6-28-73	at Texas	4- 0	5- 8-03	at Tampa Bay	5- 0
7-24-63	at Cleveland	5- 0	6-29-73	at California	4- 0	5- 9-03	Boston	5- 0
5-30-65	at Washington	6- 0	8- 9-75	at Detroit	1- 0	7- 5-04	Kansas City	9- 0
5-31-65	at Baltimore	6- 0	8-10-75	at Detroit	4- 0	7- 6-04	Kansas City	4- 0
7- 5-65	Boston	2- 0	9-23-76	at Chicago	3- 0	7- 7-04	Kansas City	12- 0
7- 6-65	Boston	9- 0	9-25-76	California	6- 0	9- 2-04	Texas	2- 0
6-24-68	at Chicago	1- 0	9- 7-81	Toronto	4- 0	9- 3-04	Kansas City	2- 0
6-27-68	at Baltimore	2- 0	9- 8-81	Toronto	1- 0	7-31-10	Seattle	4- 0
4-11-71	at Chicago	6- 0	9-28-83	Texas	3- 0	8- 1-10	Seattle	4- 0
4-12-71	at Kansas City	2- 0	9-29-83	Texas	2- 0			

TWINS' 20-GAME WINNERS

PITCHER	YEAR	RECORD	PITCHER	YEAR	RECORD
Camilo Pascual	1962	20-11	Bert Blyleven	1973	20-17
Camilo Pascual	1963	21- 9	Dave Goltz	1977	20-11
Jim Grant	1965	21- 7	Jerry Koonsman	1979	20-13
Jim Kaat	1966	25-13	Frank Viola*	1988	24- 7
Dean Chance	1967	20-14	Scott Erickson	1991	20- 8
Dave Boswell	1969	20-12	Brad Radke	1997	20-10
Jim Perry	1969	20- 6	Johan Santana*	2004	20- 6
Jim Perry*	1970	24-12			

(* - also won Cy Young Award)

TWINS' YEARLY PITCHING LEADERS

WINS		ERA		STRIKEOUTS	
1961 — Pascual.....	15-16	Pascual.....	3.46	Pascual.....	*221
1962 — Pascual.....	20-11	Kaat.....	3.14	Pascual.....	*206
1963 — Pascual.....	21- 9	Pascual.....	2.47	Pascual.....	*202
1964 — Kaat.....	17-11	Kaat.....	3.22	Pascual.....	213
1965 — Grant.....	*21- 7	Perry.....	2.63	Kaat.....	154
1966 — Kaat.....	*25-13	Perry.....	2.54	Kaat.....	205
1967 — Chance.....	20-14	Merritt.....	2.53	Chance.....	220
1968 — Chance.....	16-16	Chance.....	2.53	Chance.....	234
1969 — Boswell.....	20-12	Perry.....	2.82	Boswell.....	190
	Perry.....				
	20- 6				
1970 —	\$24-12	Perry.....	3.03	Hall.....	184
1971 — Perry.....	17-17	Blyleven.....	2.82	Blyleven.....	224
1972 — Blyleven.....	17-17	Corbin.....	2.61	Blyleven.....	228
1973 — Blyleven.....	20-17	Blyleven.....	2.52	Blyleven.....	258
1974 — Blyleven.....	17-17	Blyleven.....	2.66	Blyleven.....	249
1975 — Hughes.....	16-14	Blyleven.....	3.00	Blyleven.....	233
1976 — Campbell.....	17- 5	Campbell.....	3.00	Goltz.....	133
1977 — Goltz.....	*20-11	Goltz.....	3.36	Goltz.....	186
1978 — Goltz.....	15-10	Goltz.....	2.50	Erickson.....	121
1979 — Koonsman.....	20-13	Koonsman.....	3.38	Koonsman.....	157
1980 — Koonsman.....	16-13	Erickson.....	3.25	Koonsman.....	149
1981 — Redfern.....	9- 8	Arroyo.....	3.94	Redfern.....	77
1982 — Castillo.....	13-11	Castillo.....	3.66	Havens.....	129
1983 — Schrom.....	15- 8	Schrom.....	3.71	Viola.....	127
1984 — Viola.....	18-12	Viola.....	3.21	Viola.....	149
1985 — Viola.....	18-14	Viola.....	4.09	Viola.....	135
1986 — Blyleven.....	17-14	Blyleven.....	4.01	Blyleven.....	215
1987 — Viola.....	17-10	Viola.....	2.90	Viola.....	197
1988 — Viola.....	#24- 7	Anderson.....	*2.45	Viola.....	193
1989 — Anderson.....	17-10	Viola.....	3.79	Viola.....	138
1990 — Tapani.....	12- 8	Anderson.....	4.53	Guthrie & Tapani.....	101
1991 — Erickson.....	20- 8	Tapani.....	2.99	Morris.....	163
1992 — Smiley.....	16- 9	Smiley.....	3.21	Smiley.....	163
	Tapani.....				
	12-15	Banks.....	4.04	Tapani.....	150
1993 — Tapani.....	11- 7	Tapani.....	4.62	Erickson.....	104
1994 — Tapani.....	11-14	Tapani.....	4.92	Tapani.....	88
1995 — Radke.....	13-14	Radke.....	4.46	Radke.....	148
1996 — Rodriguez.....	20-10	Swindell.....	3.58	Radke.....	174
1997 — Radke.....	12-14	Trombley.....	3.63	Radke.....	146
1998 — Radke.....	12-14	Radke.....	3.75	Milton.....	163
1999 — Radke.....	13-10	Hawkins.....	3.39	Milton.....	160
2000 — Milton.....	17-13	Mays.....	3.16	Milton.....	157
2001 — Mays.....	15- 7	Reed.....	3.78	Santana.....	137
2002 — Reed.....	14-11	Santana.....	3.07	Santana.....	169
2003 — Lohse.....	14-10				
	20- 6	Santana.....	*2.61	Santana.....	*265
2004 — Santana.....	16- 7	Santana.....	2.87	Santana.....	*238
2005 — Santana.....	\$19- 6	Santana.....	*2.77	Santana.....	*245
2006 — Santana.....	15-13	Santana.....	3.33	Santana.....	235
2007 — Perkins and Slowey.....	12-4 and 12-11	Baker.....	3.45	Baker.....	141
2008 — Baker.....	15-9	Blackburn.....	4.03	Baker.....	162
2009 — Pavano.....	17-11	Liriano.....	3.62	Liriano.....	201
2010 — Pavano.....	9-10/9-13/9-14	Baker.....	3.14	Baker.....	123
2011 — Liriano/Pavano/Duensing.....					

(* — league leadership; + — tie for league leadership; # — major league leadership; \$ — tie for major league leadership)

COMPLETE GAME SHUTOUTS BY TWINS' PITCHERS

PITCHER	NO	PITCHER	NO	PITCHER	NO	PITCHER	NO
Blyleven.....	29	Decker.....	4	Havens.....	2	Jackson.....	1
Kaat.....	23	Kralick.....	4	Hughes.....	2	Liriano.....	1
Pascual.....	18	Milton.....	4	Krueger.....	2	Luebber.....	1
Perry.....	17	Santana.....	4	Morris.....	2	Lysander.....	1
Chance.....	11	Stigman.....	4	Reed.....	2	O'Connor.....	1
Goltz.....	11	Anderson.....	3	Silva.....	2	Redfern.....	1
Grant.....	10	Butcher.....	3	Slowey.....	2	Roland.....	1
Radke.....	10	Corbin.....	3	Smiley.....	2	Schrom.....	1
Viola.....	10	Koonsman.....	3	Stange.....	2	Serum.....	1
Erickson, S.....	7	Lohse.....	3	Tewksbury.....	2	Smith.....	1
Zahn.....	7	Pavano.....	3	Albury.....	1	Straker.....	1
Boswell.....	6	Ramos.....	3	Arrigo.....	1	Thormodsgard.....	1
Mays.....	6	Robertson.....	3	Arroyo.....	1	Tiant.....	1
Merritt.....	6	Singer.....	3	Campbell.....	1	Williams, A.....	1
Tapani.....	6	Baker.....	2	Castillo.....	1	Zepp.....	1
Smithson.....	5	Duensing.....	2	Guthrie.....	1	Total.....	282
Woodson.....	5	Hall.....	2	Hands.....	1		

CONSECUTIVE SHUTOUTS OF TWINS

DATE	OPPONENT	SCORE	DATE	OPPONENT	SCORE	DATE	OPPONENT	SCORE
5-21-61	Cleveland	0- 9	7- 8-73	New York	0- 7	8- 5-90	at Seattle	0- 4
5-21-61	Cleveland	0- 2	7- 9-73	Boston	0- 2	8- 6-90	Milwaukee	0- 6
8-10-62	at Los Angeles	0- 1	9-28-74	at California	0- 4	4-29-93	at Detroit	0-11
8-11-62	at Los Angeles	0- 3	9-29-74	at California	0- 4	4-30-93	at Baltimore	0- 8
9-10-62	Los Angeles	0- 5	7-19-78	New York	0- 2	8- 1-94	Baltimore	0- 1
9-11-62	Los Angeles	0- 9	7-20-78	New York	0- 4	8- 2-94	Baltimore	0-10
4-21-63	at Chicago	0- 8	9- 6-78	Chicago	0- 1	6-21-96	at Detroit	0- 2
4-23-63	at Chicago	0- 1	9- 8-78	Milwaukee	0- 3	6-22-96	at Detroit	0- 6
9-25-64	at Los Angeles	0- 1	9- 9-78	Milwaukee	0- 3	5-10-98	New York	0- 7
9-26-64	at Los Angeles	0- 2	9-18-79	at Chicago	0- 1	5-11-98	Baltimore	0- 4
5- 3-68	at Cleveland	0- 4	9-19-79	at Chicago	0- 6	9- 7-99	Baltimore	0- 5
5- 4-68	at Cleveland	0- 2	5-23-80	at Milwaukee	0- 5	9- 8-99	Baltimore	0-10
8-26-68	at Washington	0- 1	5-24-80	at Milwaukee	0- 4	9- 7-02	Oakland	0- 2
8-27-68	at Washington	0- 2	4-11-81	Oakland	0- 3	9- 8-02	Oakland	0- 6
9-11-68	Cleveland	0- 1	4-12-81	Oakland	0- 1	9- 5-11	Chicago	0- 4
9-13-68	at Boston	0- 2	8-18-81	at Detroit	0- 3	9- 6-11	Chicago	0- 3
5-15-69	Baltimore	0- 5	8-19-81	at Detroit	0- 4			
5-17-69	Detroit	0- 6	9- 2-83	Baltimore	0- 1			
7- 4-72	at Boston	0- 2	9- 3-83	Baltimore	0-13			
7- 5-72	at Boston	0- 2	9- 7-86	at Boston	0- 9			
8-27-72	Detroit	0- 1	9- 8-86	at Kansas City	0- 5			
8-28-72	Baltimore	0- 2						

200 INNINGS PITCHED CLUB

YEAR	PITCHER	IP	YEAR	PITCHER	IP	YEAR	PITCHER	IP
1961	Ramos.....	264.1	1975	Blyleven.....	275.2	1992	Smiley.....	241.0
	Pascual.....	252.1		Hughes.....	249.2		Tapani.....	220.0
	Kralick.....	242.0		Goltz.....	243.0		S. Erickson.....	212.0
	Kaat.....	200.2	1976	Goltz.....	249.1	1993	Tapani.....	225.2
1962	Kaat.....	269.0	1977	Goltz.....	303.0		S. Erickson.....	218.2
	Pascual.....	257.2		Thormodsgard.....	218.0	1994	—	
	Kralick.....	242.2	1978	R. Erickson.....	265.2	1995	—	
1963	Pascual.....	248.1		Zahn.....	252.1	1996	Radke.....	232.0
	Stigman.....	241.0		Goltz.....	220.1		Rodriguez.....	206.2
1964	Pascual.....	267.1	1979	Koosman.....	263.2	1997	Radke.....	239.2
	Kaat.....	243.0		Goltz.....	250.2	1998	Radke.....	213.2
1965	Grant.....	270.1	1980	Koosman.....	243.1	1999	Radke.....	218.2
	Kaat.....	264.1		Zahn.....	232.2		Milton.....	206.1
1966	Kaat.....	304.2	1981	—		2000	Radke.....	226.2
	Grant.....	249.0	1982	B. Castillo.....	218.2		Milton.....	200.0
1967	Chance.....	283.2		Havens.....	208.2	2001	Mays.....	233.2
	Kaat.....	263.1	1983	Viola.....	210.0		Radke.....	226.0
	Merritt.....	227.2	1984	Viola.....	257.2		Milton.....	220.2
	Boswell.....	222.2		Smithson.....	252.0	2002	—	
1968	Chance.....	292.0		Butcher.....	225.0	2003	Radke.....	212.1
	Merritt.....	238.1	1985	Smithson.....	257.0		Lohse.....	201.0
	Kaat.....	208.0		Viola.....	250.2	2004	Santana.....	228.0
1969	Perry.....	261.2		Butcher.....	207.2		Radke.....	219.2
	Boswell.....	256.1	1986	Blyleven.....	271.2		Silva.....	203.0
	Kaat.....	242.1		Viola.....	245.2	2005	Santana.....	231.2
1970	Perry.....	278.2	1987	Blyleven.....	267.0		Radke.....	200.2
	Kaat.....	230.1		Viola.....	251.2	2006	Santana.....	233.2
1971	Blyleven.....	278.1	1988	Viola.....	255.1	2007	Santana.....	219.0
	Perry.....	270.0		Blyleven.....	207.1		Silva.....	202.0
	Kaat.....	260.1		Anderson.....	202.1	2008	—	
1972	Blyleven.....	287.1	1989	—		2009	Blackburn.....	205.2
	Woodson.....	251.2	1990	—			Baker.....	200.0
	Perry.....	217.2	1991	Morris.....	246.2	2010	Pavano.....	221.0
1973	Blyleven.....	325.0		Tapani.....	244.0	2011	Pavano.....	222.0
1974	Blyleven.....	281.0		S. Erickson.....	204.0			
	Decker.....	248.2						

DID YOU Know?

...the last Twins pitcher to hit a home run was Jim Kaat, June 11, 1972 at Cleveland.

TWINS' ANNUAL AWARDS

CALVIN R. GRIFFITH AWARD

(Twins' First Owner)

— MOST VALUABLE TWIN —

(As selected by vote of the Twin Cities Baseball Writers)

1961.....	Harmon Killebrew	1979.....	Roy Smalley	1997.....	Brad Radke
1962.....	Vic Power	1980.....	John Castino	1998.....	Matt Lawton
1963.....	Earl Battey	1981.....	Doug Corbett	1999.....	Brad Radke
1964.....	Tony Oliva	1982.....	Gary Ward	2000.....	Matt Lawton
1965.....	*Zoilo Versalles	1983.....	John Castino	2001.....	Doug Mientkiewicz
1966.....	Harmon Killebrew	1984.....	Kent Hrbek	2002.....	Torii Hunter
1967.....	Harmon Killebrew	1985.....	Kirby Puckett	2003.....	Shannon Stewart
1968.....	Cesar Tovar	1986.....	Kirby Puckett	2004.....	Johan Santana
1969.....	*Harmon Killebrew	1987.....	Jeff Reardon	2005.....	Johan Santana
1970.....	Harmon Killebrew	1988.....	Kirby Puckett	2006.....	*Justin Morneau
1971.....	Leo Cardenas	1989.....	Kirby Puckett	2007.....	Torii Hunter
1972.....	Rod Carew	1990.....	Brian Harper	2008.....	Justin Morneau
1973.....	Rod Carew	1991.....	Jack Morris	2009.....	*Joe Mauer
1974.....	Rod Carew	1992.....	Kirby Puckett	2010.....	Joe Mauer
1975.....	Rod Carew	1993.....	Brian Harper	2011.....	Michael Cuddyer
1976.....	Rod Carew	1994.....	Kirby Puckett		
1977.....	*Rod Carew	1995.....	Chuck Knoblauch		
1978.....	Roy Smalley	1996.....	Chuck Knoblauch		

(* — Also American League MVP)

BILL BONI AWARD

(Former St. Paul Dispatch-Pioneer Press Executive Sports Editor)

— TWINS' OUTSTANDING ROOKIE —

(As selected by vote of the Twin Cities Baseball Writers)

1962.....	Bernie Allen	1979.....	*John Castino	1996.....	Ron Coomer
1963.....	Jimmie Hall	1980.....	Doug Corbett	1997.....	None Awarded
1964.....	*+Tony Oliva	1981.....	Dave Engle	1998.....	Eric Milton
1965.....	Sandy Valdespino	1982.....	Kent Hrbek	1999.....	Cristian Guzman
1966.....	Cesar Tovar	1983.....	Darrell Brown	2000.....	Mark Redman
1967.....	*+Rod Carew	1984.....	Kirby Puckett	2001.....	Luis Rivas
1968.....	Ron Clark	1985.....	Mark Salas	2002.....	Bobby Kielty
1969.....	George Mitterwald	1986.....	Steve Lombardozi	2003.....	Lew Ford
1970.....	+Bert Blyleven	1987.....	Les Straker	2004.....	Joe Mauer
1971.....	Steve Braun	1988.....	None Awarded	2005.....	Jesse Crain
1972.....	Bob Darwin	1989.....	Gary Wayne	2006.....	Francisco Liriano
1973.....	Jerry Terrell	1990.....	Kevin Tapani		Matt Garza
1974.....	Craig Kuscik	1991.....	*+Chuck Knoblauch	2008.....	Denard Span
1975.....	Dan Ford	1992.....	Mike Trombley	2009.....	Jose Mijares
1976.....	+Butch Wynegar	1993.....	Pat Meares	2010.....	Danny Valencia
1977.....	Paul Thordmordgard	1994.....	Matt Walbeck	2011.....	Ben Revere
1978.....	Roger Erickson	1995.....	*Marty Cordova		

JOSEPH W. HAYNES AWARD

(Former Twins' Executive Vice-President)

— TWINS' PITCHER OF THE YEAR —

(As selected by vote of the Twin Cities Baseball Writers)

1962.....	Camilo Pascual	1979.....	Jerry Koonsman	1996.....	Frank Rodriguez
1963.....	Bill Dailey	1980.....	Doug Corbett	1997.....	Brad Radke
1964.....	Al Worthington	1981.....	Doug Corbett	1998.....	Mike Trombley
1965.....	+Jim Grant	1982.....	Bobby Castillo	1999.....	Brad Radke
1966.....	+Jim Kaat	1983.....	Ken Schrom	2000.....	Eric Milton
1967.....	Dean Chance	1984.....	Frank Viola	2001.....	Joe Mays
1968.....	Dean Chance	1985.....	Ron Davis	2002.....	Eddie Guardado
1969.....	Jim Perry	1986.....	Bert Blyleven	2003.....	Johan Santana
1970.....	*Jim Perry	1987.....	Frank Viola	2004.....	*+Johan Santana
1971.....	Bert Blyleven	1988.....	*Frank Viola	2005.....	Johan Santana
1972.....	Jim Kaat	1989.....	Allan Anderson	2006.....	*Johan Santana
1973.....	Bert Blyleven	1990.....	Rick Aguilera	2007.....	Johan Santana
1974.....	Bill Campbell	1991.....	Jack Morris	2008.....	Joe Nathan
1975.....	Jim Hughes	1992.....	John Smiley	2009.....	Joe Nathan
1976.....	Bill Campbell	1993.....	Rick Aguilera	2010.....	Carl Pavano
1977.....	Dave Goltz	1994.....	Kevin Tapani	2011.....	Glen Perkins
1978.....	Mike Marshall	1995.....	Brad Radke		

DID YOU *Know?*

...that during the 1997 season Brad Radke won 12 decisions in 12 consecutive starts, becoming one of only four pitchers in the last 50 years to post a win in 12 straight starts.

TWINS' ANNUAL AWARDS

CHARLES O. JOHNSON AWARD

(Former Minneapolis Star and Tribune Sports Editor)

— MOST IMPROVED TWIN —

(As selected by vote of the Twin Cities Baseball Writers)

1963.....	Lee Stange	1980.....	John Castino	1997.....	Brad Radke
1964.....	Jim Kaat	1981.....	Sal Butera	1998.....	Todd Walker
1965.....	Don Mincher	1982.....	Gary Ward	1999.....	Eric Milton
1966.....	Jim Kaat	1983.....	Mickey Hatcher	2000.....	Cristian Guzman
1967.....	Ted Uhlaender	1984.....	Frank Viola	2001.....	Joe Mays
1968.....	Ted Uhlaender	1985.....	Ron Davis	2002.....	LaTroy Hawkins
1969.....	Rod Carew	1986.....	Gary Gaetti	2003.....	Johan Santana
1970.....	Cesar Tovar	1987.....	Greg Gagne	2004.....	Juan Rincon
1971.....	Cesar Tovar	1988.....	Allan Anderson	2005.....	Carlos Silva
1972.....	Danny Thompson	1989.....	Brian Harper	2006.....	Michael Cuddyer
1973.....	Jim Holt	1990.....	Mark Guthrie	2007.....	Carlos Silva
1974.....	Glenn Borgmann	1991.....	Shane Mack	2008.....	Alexi Casilla
1975.....	Phil Roof	1992.....	Mark Guthrie	2009.....	Michael Cuddyer
1976.....	Lyman Bostock	1993.....	Larry Casian	2010.....	Delmon Young
1977.....	Rod Carew	1994.....	Chuck Knoblauch	2011.....	Glen Perkins
1978.....	Roy Smalley	1995.....	Pedro Munoz		
1979.....	Rob Wilfong	1996.....	Rich Becker		

SHERRY ROBERTSON AWARD

(Former Twins' Farm Director)

— TWINS' OUTSTANDING FARM SYSTEM POSITION PLAYER* —

YEAR — PLAYER	CLUB	LEAGUE	CLASS	POS	NOTE
1970 — Mark Wiley	Auburn	NY-Penn	A	P	10-3, 1.49
1971 — Steve Brye	Portland	PCL	AAA	OF	.340
1972 — Tom Smithson	Lynchburg	Carolina	A	C	.305
1973 — Craig Kucick	Tacoma	PCL	AAA	1B	.305
1974 — Butch Wynegar	Elizabethton	Appalachian	R	C	.346
1975 — Steve Luebber	Tacoma	PCL	AAA	P	14-7, 2.39
1976 — Dan Graham	Reno	California	A	C	.320
1977 — Greg Field	Orlando	Southern	AA	P	14-7, 2.78
1978 — Steve Douglas	Visalia	California	A	OF	.343
1979 — Steve Green	Visalia	California	A	P	16-6
1980 — Bob Konopa	Wisconsin Rapids	Midwest	A	P	17-6, 2.88
1981 — Kent Hrbek	Visalia	California	A	1B	.379
1982 — Jeff Reed	Visalia	California	A	C	.329
1983 — Tim Teufel	Toledo	International	AAA	2B	.323
1984 — Curt Wardle	Orlando	Southern	AA	P	6-1, 17 sv
1985 — Mark Davidson	Orlando	Southern	AA	OF	.302
1986 — Gene Larkin	Orlando	Southern	AA	1B	.321
1987 — Mike Dyer	Kenosha	Midwest	A	P	16-5, 3.07
1988 — Pete Delkus	Kenosha	Midwest	A	P	4-2, 33 sv
1989 — Paul Sorrento	Orlando	Southern	AA	1B	.255-27-112
1990 — Denny Neagle	Visalia/Orlando	California/Southern	A/AA	P	20-3, 2.10
1991 — Pat Mahomes	Orlando/Portland	Southern/PCL	AA/AAA	P	11-10, 2.32
1992 — Marty Cordova	Visalia	California	A	OF	.341-28-131
1993 — LaTroy Hawkins	Ft. Wayne	Midwest	A	P	15-5, 2.06
1994 — LaTroy Hawkins	Salt Lake	PCL	AAA	P	combined 18-6
1995 — Javier Valentin	Ft. Wayne	Midwest	A	C	.324-19-65
1996 — Todd Walker	Salt Lake	PCL	AAA	3B/2B	.339-28-111
1997 — David Ortiz	Salt Lake	PCL	AAA	1B	combined 32 HR's
1998 — Doug Mientkiewicz	New Britain	Eastern	AA	1B	.323-16-88
1999 — Michael Restovich	Quad City	Midwest	A	OF	.312-19-107
2000 — John Barnes	Salt Lake	PCL	AAA	OF	.365-13-87
2001 — Michael Cuddyer	New Britain	Eastern	AA	3B/OF	.301-30-87
2002 — Lew Ford	New Britain/Edmonton	Eastern/PCL	AA/AAA	OF	.318, 121 runs
2003 — Joe Mauer	Ft. Myers/New Britain	FSL/Eastern	A/AA	C	.338, 30 dbls, 85 rbi
2004 — Jason Kubel	New Britain/Rochester	Eastern/International	AA/AAA	OF	.352, 42 dbls, 100 rbi
2005 — David Winfree	Beloit	Midwest	A	3B	.294, 16 hrs, 101 rbi
2006 — Alexi Casilla	Ft. Myers/New Britain	FSL/Eastern	A/AA	IF	.318, 46 rbi, 50 sb
2007 — Brian Buscher	New Britain/Rochester	Eastern/International	AA/AAA	3B	.309, 26 dbls, 14 hrs
2008 — Ben Revere	Beloit	Eastern League	A	OF	.379, 17 dbls, 10 sb, 44 sbs
2009 — Ben Revere	Ft. Myers	Florida State League	A	OF	.311, 13 dbls, 48 rbi, 45 sbs
2010 — Joe Benson	Ft. Myers/New Britain	FSL/Eastern	A/AA	OF	.259, 31 2bs, 27 hrs, 62 rbi
2011 — Brian Dozier	Ft. Myers/New Britain	FSL/Eastern	A/AA	IF	.320, 33 dbls, 56 rbi

TWINS' ANNUAL AWARDS

JIM RANTZ AWARD

(Current Twins' Director of Minor Leagues)

—TWINS' OUTSTANDING FARM SYSTEM PITCHER*—

YEAR — PLAYER	CLUB	LEAGUE	CLASS	THROWS	NOTE
2002 — J.D. Durbin	Quad City	Midwest	A	RHP	13-4, 3.19, 163 K's
2003 — Jesse Crain	Ft. Myers/New Britain/Rochester	FSL/EL/L	A/AA/AAA	RHP	6-3, 1.93, 19 saves
2004 — Scott Baker	Ft. Myers/New Britain/Rochester	FSL/EL/L	A/AA/AAA	RHP	10-8, 3.24, 145 K's
2005 — Francisco Liriano	New Britain/Rochester	EL/L	A/AA/AAA	LHP	12-7, 2.63, 204 K's
2006 — Matt Garza	FTM/NB/Rochester	FSL/EL/L	A/AA/AAA	RHP	14-4, 1.99, 154 K's
2007 — Kevin Slowey	Rochester	International	AAA	RHP	10-5, 1.89, 107 K's
2008 — Anthony Slama	Ft. Myers	Florida State	A	RHP	4-1, 1.01, 25 Sv's, 110 K's
2009 — David Bromberg	Ft. Myers	Florida State	A	RHP	13-4, 2.70, 148 K's
2010 — Kyle Gibson	Ft. Myers/New Britain/Rochester	FSL/EL/L	A/AA/AAA	RHP	11-6, 2.96, 126 K's
2011 — Liam Hendriks	New Britain/Rochester	EL/L	AA/AAA	RHP	12-6, 3.36, 111 K's

* beginning in 2002, the Twins presented two awards, distinguishing between position players (Sherry Robertson Award) and pitchers.

DICK SIEBERT AWARD

(Former University of Minnesota Baseball Coach)

—UPPER MIDWEST PLAYER OF THE YEAR—

(As selected by vote of the Twin Cities Baseball Writers)

1962.....Dick Stigman	1979.....Dave Winfield	1996.....Paul Molitor
1963.....John Blanchard	1980.....Paul Molitor & Jack Morris	1997.....Denny Neagle
1964.....Bob Johnson	1981.....Jack Morris	1998.....Rick Helling
1965.....Jerry Kindall	1982.....Paul Molitor	1999.....Rick Helling
1966.....Rick Reichardt	1983.....Mike Boddicker	2000.....Darin Erstad
1967.....Lee Stange	1984.....Kent Hrbek	2001.....Aaron Sele
1968.....Jerry Koonsman	1985.....Dave Winfield	2002.....Jarrod Washburn
1969.....Jerry Koonsman	1986.....Jack Morris	2003.....Jim Brower
1970.....Jerry Koonsman	1987.....Paul Molitor	2004.....Keith Foulke
1971.....Dick Green	1988.....Dave Winfield	2005.....Travis Hafner
1972.....Denis Menke	1989.....Terry Steinbach	2006.....Joe Mauer
1973.....John Hiller	1990.....Mike Boddicker	2007.....Pat Neshek
1974.....Dave Winfield	1991.....Jack Morris	2008.....Joe Mauer
1975.....Dave Goltz	1992.....Dave Winfield	2009.....Joe Mauer
1976.....Tom Poquette	1993.....Paul Molitor	2010.....Joe Mauer
1977.....Tom Johnson	1994.....Paul Molitor	2011.....Jeremy Hellickson
1978.....Paul Molitor	1995.....Dan Wilson	

TWINS' 300-HITTERS

(Minimum 502 Plate Appearances)

Year	Player	Average	Year	Player	Average	Year	Player	Average
1961	Earl Battey302	1980	John Castino302	1997	Paul Molitor305
1962	—		1981	—		1998	Todd Walker316
1963	Rich Rollins307	1982	Kent Hrbek301	1999	—	
1964	Tony Oliva*323	1983	—		2000	Matt Lawton305
1965	Tony Oliva*321	1984	Kent Hrbek311	2001	Corey Koskie300
1966	Tony Oliva307	1984	Mickey Hatcher302	2001	Doug Mientkiewicz306
1967	—		1985	—		2001	Cristian Guzman302
1968	—		1986	Kirby Puckett328	2002	Jacque Jones300
1969	Rod Carew*332	1987	Kirby Puckett332	2003	A.J. Pierzynski312
1970	Tony Oliva309	1988	Kirby Puckett356	2003	Jacque Jones304
1970	Tony Oliva325	1988	Kent Hrbek312	2003	Doug Mientkiewicz300
1970	Cesar Tovar300	1988	Gary Gaetti301	2004	—	
1971	Tony Oliva*337	1989	Kirby Puckett*339	2005	—	
1971	Rod Carew311	1990	—		2006	Joe Mauer+347
1971	Rod Carew307	1991	Kirby Puckett319	2006	Justin Morneau321
1972	Rod Carew*318	1992	Kirby Puckett329	2007	—	
1973	Rod Carew*350	1992	Shane Mack315	2008	Joe Mauer*328
1974	Rod Carew*364	1992	Brian Harper307	2008	Justin Morneau300
1975	Rod Carew*359	1993	Brian Harper304	2009	Joe Mauer+365
1975	Steve Braun302	1994	Kirby Puckett317	2009	Denard Span311
1976	Rod Carew331	1994	Chuck Knoblauch312	2009	Jason Kubel300
1976	Lyman Bostock323	1995	Chuck Knoblauch333	2010	Joe Mauer327
1977	Rod Carew*388	1995	Kirby Puckett314	2011	—	
1977	Lyman Bostock336	1996	Chuck Knoblauch341			
1977	Larry Hise302	1996	Paul Molitor341			
1978	Rod Carew*333	1996	Marty Cordova309			
1979	Ken Landreaux305						

(* — league-leadership, + — major league leadership)

TWINS' ANNUAL AWARDS

CARL R. POHLAD AWARD

(Twins' Owner)

—OUTSTANDING COMMUNITY SERVICE—

(As selected by vote of the Twin's Community Fund Board of Directors)

1993.....	Brian Harper	2000.....	Denny Hocking	2007.....	Johan Santana
1994.....	Kent Hrbek	2001.....	Corey Koskie	2008.....	Joe Mauer
1995.....	Kirby Puckett	2002.....	Brad Radke	2009.....	Justin Morneau
1996.....	Paul Molitor	2003.....	Doug Mientkiewicz	2010.....	Jesse Crain
1997.....	Rick Aguilera	2004.....	Torii Hunter	2011.....	Carl Pavano
1998.....	Terry Steinbach	2005.....	Ron Gardenhire		
1999.....	Ron Coomer	2006.....	Michael Cuddyer		

Established in 1993, the Carl R. Pohlada Award is named after the Twins' owner, who has always felt the need to return something to his community. Voted on by the Twins Community Fund Board of Directors, the award recognizes a Twins player whose work and dedication on behalf of the ball club benefit communities throughout the Upper Midwest.

MIKE AUGUSTIN AWARD

(Former Pioneer Press Sports Writer)

—"MEDIA GOOD GUY" AWARD—

(As selected by vote of the Twin Cities Baseball Writers)

2006.....	Torii Hunter
2007.....	Torii Hunter
2008.....	Joe Nathan
2009.....	Denard Span
2010.....	Michael Cuddyer
2011.....	Michael Cuddyer

BOB ALLISON AWARD

(Former Twins Outfielder)

—LEADERSHIP AWARD—

(As selected by vote of the Twin Cities Baseball Writers)

2005.....	Mike Redmond
2006.....	Brad Radke
2007.....	Mike Redmond
2008.....	Justin Morneau
2009.....	Michael Cuddyer
2010.....	Michael Cuddyer
2011.....	Michael Cuddyer

HERB CARNEAL AWARD

(Former Twins Broadcaster)

—LIFETIME ACHIEVEMENT AWARD—

(As selected by vote of the Twin Cities Baseball Writers)

2006.....	Herb Carneal
2007.....	Tom Mee
2008.....	Carl Pohlada
2009.....	Jerry Bell
2010.....	Bert Blyleven
2011.....	John Gordon

KIRBY PUCKETT AWARD

(Former Twins Outfielder)

—ALUMNI COMMUNITY SERVICE—

(As selected by Twins Community Fund Board of Directors)

2006.....	Harmon Killebrew
2007.....	Tony Oliva
2008.....	Kent Hrbek
2009.....	Rod Carew
2010.....	Bert Blyleven
2011.....	Terry Steinbach



Carl Pavano was the Twins' 2011 recipient of the Carl R. Pohlada award. The award is given each year to the Twins player whose work and dedication, on behalf of the Twins ball club, benefit communities throughout the Upper Midwest.

TWINS' AWARDS AND HONORS

MVP/PLAYER OF THE YEAR

1965	American League MVP	Zolio Versalles
1965	TSN American League Player of the Year	Tony Oliva
1969	American League MVP	Harmon Killebrew
1969	TSN American League Player of the Year	Harmon Killebrew
1970	TSN American League Player of the Year	Harmon Killebrew
1971	TSN American League Player of the Year	Tony Oliva
1975	Joe Cronin Award/American League Player of the Year	Rod Carew
1977	American League MVP	Rod Carew
1977	TSN Major League Player of the Year	Rod Carew
2006	American League MVP	Justin Morneau
2006	Baseball America MLB Player of the Year	Johan Santana
2009	American League MVP	Joe Mauer

CY YOUNG AWARD/PITCHER OF THE YEAR

1965	TSN American League Pitcher of the Year	Jim Grant
1966	TSN American League Pitcher of the Year	Jim Kaat
1970	American League Cy Young Award	Jim Perry
1988	American League Cy Young Award	Frank Viola
1988	TSN American League Pitcher of the Year	Frank Viola
2004	American League Cy Young Award	Johan Santana
2004	TSN American League Pitcher of the Year	Johan Santana
2006	American League Cy Young Award	Johan Santana

ROOKIE OF THE YEAR

1964	American League Rookie of the Year	Tony Oliva
1964	TSN American League Rookie Player of the Year	Tony Oliva
1967	American League Rookie of the Year	Rod Carew
1967	TSN American League Rookie Player of the Year	Rod Carew
1970	TSN American League Rookie Pitcher of the Year	Bert Blyleven
1976	TSN American League Rookie Player of the Year	Butch Wrenegar
1979	American League Co-Rookie of the Year	John Castino w/Alfredo Griffin
1991	American League Rookie of the Year	Chuck Knoblauch
1991	TSN American League Rookie Player of the Year	Chuck Knoblauch
1995	American League Rookie of the Year	Marty Cordova

MANAGER OF THE YEAR

1965	TSN Major League Manager of the Year	Sam Mele
1965	AP American League Manager of the Year	Sam Mele
1965	UPI American League Manager of the Year	Sam Mele
1987	UPI American League Manager of the Year	Tom Kelly
1991	TSN American League Manager of the Year	Tom Kelly
1991	UPI American League Manager of the Year	Tom Kelly
1991	American League Manager of the Year	Tom Kelly
2004	TSN American League Manager of the Year	Ron Gardenhire w/Buck Showalter
2008	Baseball America American League Manager of the Year	Ron Gardenhire
2010	TSN American League Manager of the Year	Ron Gardenhire
2010	American League Manager of the Year	Ron Gardenhire

EXECUTIVE OF THE YEAR

1965	TSN Executive of the Year	Calvin Griffith
1991	TSN Executive of the Year	Andy MacPhail
2002	TSN Executive of the Year	Terry Ryan
2004	Baseball America's Major League Executive of the Year	Terry Ryan
2006	TSN Executive of the Year	Terry Ryan

ROBERTO CLEMENTE AWARD

1977	Rod Carew	1994	Dave Winfield	1996	Kirby Puckett
------	-----------	------	---------------	------	---------------

BRANCH RICKEY AWARD

1993	Kirby Puckett	1998	Paul Molitor
------	---------------	------	--------------

BOB FISHEL PUBLIC RELATIONS AWARD

1988	Tom Mee
------	---------

DONALD DAVIDSON TRAVELING SECRETARY OF THE YEAR AWARD

2000	Remzi Kiratli
------	---------------

ORGANIZATION OF THE YEAR AWARD

2000	Topps
2002	Baseball America
2002	USA Today
2004	Baseball America

TOPPS' LONG & MERITORIOUS SERVICE AWARD

1984	George Brophy	1997	Jim Rantz
------	---------------	------	-----------

CHIEF BENDER AWARD

2008	Jim Rantz
------	-----------

SCOUT OF THE YEAR AWARD

2011	Mike Radcliff
------	---------------

BASEBALL AMERICA MINOR LEAGUE PLAYER OF THE YEAR

2003	Joe Mauer
------	-----------

USA TODAY MINOR LEAGUE PLAYER OF THE YEAR

2005	Francisco Liriano	2006	Matt Garza
------	-------------------	------	------------

ROLAIDS RELIEF MAN AWARD/FIREMAN OF THE YEAR

1969	TSN American League Fireman of the Year	Ron Perranoski
1970	TSN American League Fireman of the Year	Ron Perranoski
1976	TSN American League Fireman of the Year	Bill Campbell
1976	Roloids Relief Man Award	Bill Campbell

TWINS' AWARDS AND HONORS

1979	TSN co-AL Fireman of the Year.....	Mike Marshall w/Jim Kern
1987	TSN co-AL Fireman of the Year.....	Jeff Reardon w/Dave Righetti
2009	Rolands Relief Man Award.....	Joe Nathan (tied with Mariano Rivera)

COMEBACK PLAYER OF THE YEAR

1967	AP American League.....	Dean Chance
1979	UPI American League.....	Jerry Koonsman
1991	TSN American League.....	Jack Morris
2010	American League Comeback Player of the Year.....	Francisco Liriano

OUTSTANDING DESIGNATED HITTER

1991	Chili Davis	1996	Paul Molitor
------	-------------	------	--------------

LELAND S. MACPHAIL, JR. AWARD — MVP OF ALCS

1987	Gary Gaetti	1991	Kirby Puckett
------	-------------	------	---------------

WORLD SERIES MVP

1987	Frank Viola	1991	Jack Morris
------	-------------	------	-------------

THE SPORTING NEWS/LOUISVILLE SLUGGER SILVER SLUGGER AWARD

Kirby Puckett.....	1986, '87, '88, '89 and '92
Paul Molitor.....	1996
Chuck Knoblauch.....	1995 and '97
Joe Mauer.....	2006, '08, '09, '10
Justin Morneau.....	2006, 2008

JOE CRONIN AWARD

1975	Rod Carew	1993	Dave Winfield
------	-----------	------	---------------

RAWLINGS GOLD GLOVE AWARD WINNERS

1961	Earl Battey, c	Tony Oliva, rf	1988	Gary Gaetti, 3b	2004	Torii Hunter, cf	
1962	Earl Battey, c	1967	Jim Kaat, p	Kirby Puckett, cf	2005	Torii Hunter, cf	
	Jim Kaat, p	1968	Jim Kaat, p	1989	Gary Gaetti, 3b	2006	Torii Hunter, cf
	Vic Power, 1b	1969	Jim Kaat, p		Kirby Puckett, cf	2007	Torii Hunter, cf
1963	Jim Kaat, p	1970	Jim Kaat, p	1991	Kirby Puckett, cf		Johan Santana, p
	Vic Power, 1b	1971	Jim Kaat, p	1992	Kirby Puckett, cf	2008	Joe Mauer, c
	Zoilo Versalles, ss	1972	Jim Kaat, p	1997	Chuck Knoblauch, 2b	2009	Joe Mauer, c
1964	Jim Kaat, p	1986	Gary Gaetti, 3b	2001	Torii Hunter, cf	2010	Joe Mauer, c
1965	Jim Kaat, p		Kirby Puckett, cf		Doug Mientkiewicz, 1b		
	Zoilo Versalles, ss	1987	Gary Gaetti, 3b	2002	Torii Hunter, cf		
1966	Jim Kaat, p		Kirby Puckett, cf	2003	Torii Hunter, cf		

AMERICAN LEAGUE PLAYER OF THE MONTH

1974	May.....	Rod Carew (.425, 37-87)
1975	May.....	Jim Hughes (6-0, 0.69 ERA, 5 CG, 7 inn ShO relief)
1977	June.....	Rod Carew (.482)
1977	September.....	Rod Carew (.439)
1984	July.....	Kent Hrbek (31 rbi, 76 tb, .717 slug.)
1986	April.....	Kirby Puckett (.396, 68 tb, 36 h, 8 hr, 22 r)
1986	June.....	Kent Hrbek (.400, .726 slug., 8 hr, 27 rbi)
1987	July.....	Frank Viola (5-0, 2 CG, 1.88 ERA, 1 ShO, 48 ip)
1988	May.....	Frank Viola (6-0, 1.53 ERA, 2 CG, 2 ShO, 47 ip, 39 k)
1989	August.....	Kent Hrbek (.370, 7 hr, 23 rbi, 69 tb, 6 gwrbi, 21 r)
1992	May.....	Kirby Puckett (.374, 23 r, 40 h, 7 hr, 25 rbi)
1992	June.....	Kirby Puckett (.336, 24 r, 40 h, 5 hr, 24 rbi)
2002	April.....	Torii Hunter (.371, 39 h, 9 hr, 20 rbi)
2006	June.....	Joe Mauer (.452, 42 h, 14 rbi, 187 r, .528 obp)
2007	May.....	Justin Morneau (.314, 33 h, 10 hr, 29 rbi, .667 slg)
2009	May.....	Joe Mauer (.414, 41 h, 11 hr, 32 rbi, .500 obp, .838 slg)
2010	July.....	Delmon Young (.434, 6 hr, 12 2b, 30 rbi, .736 slg)

AMERICAN LEAGUE PITCHER OF THE MONTH

1991	May.....	Scott Erickson (5-0, 1.36 ERA, 46.1 ip, 1 ShO)
1991	June.....	Jack Morris (6-0, 2 CG, 1 ShO)
1991	August.....	Kevin Tapani (5-0, 48 ip, 1 CG, 8-game win-streak)
1992	April.....	Bill Krueger (4-0, 0.84 ERA, 32 ip, 18 h, 3 er, 16 k, 1 ShO)
1992	June.....	John Smiley (4-0, 1.34 ERA, 47 ip, 34 h, 8 bb, 35 k)
1993	June.....	Rick Aguilera (10 saves, 0.00 ERA, 13 ip, 39/42 batters retired)
1997	July.....	(co-winner w/Finley) Brad Radke (6-0, 1.57 ERA, 46 ip, 10 bb, 30 k)
2001	April.....	Brad Radke (5-0, 2.23 ERA, 48.1 ip, 4 bb, 25 k)
2003	August.....	Johan Santana (5-0, 1.07 ERA, 42.0 ip, 10 bb, 44 k)
2004	July.....	Johan Santana (3-2, 1.17 ERA, 46.0 ip, 14 h, 61 k)
2004	August.....	Johan Santana (6-0, 2.08 ERA, 43.1 ip, 7 bb, 52 k)
2004	September.....	Johan Santana (5-0, 0.45 ERA, 40.0 ip, 7 bb, 52 k)
2006	June.....	Johan Santana (5-0, 1.05 ERA, 43.0 ip, 24 h, 44 k)
2006	September.....	Johan Santana (3-1, 1.78 ERA, 35.1 ip, 38 k)
2010	April.....	Francisco Liriano (3-0, 0.93 ERA, 29.0 ip, 27 k)



TWINS' AWARDS AND HONORS

AMERICAN LEAGUE ROOKIE OF THE MONTH

2006	June	Francisco Liriano (4-1, 2.31, 35.0 ip, 35 k)
2006	July	Francisco Liriano (4-1, 1.51, 41.2 ip, 55 k)
2006	September	Boof Bonser (4-1, 2.63, 37.2 ip, 30 k)
2011	June (co-winner along with Oakland's Jemile Weeks)	Ben Revere (.294, 30 hits 14 runs, 7 sb's)

AMERICAN LEAGUE PLAYER OF THE WEEK

1974	April 30	Bill Campbell (20.1 innings of scoreless relief)
1974	July 2	Tony Oliva (4 home runs in 2 days, 12 h)
1975	June 8	Rod Carew (.647)
1976	September 5	Rod Carew (.467, 9 r, 5 rbi, stole home)
1977	June 27	Rod Carew (.607)
1979	May 6	Mike Marshall (5 g, 3-0, 2 saves)
1979	June 1	Roy Smalley (.462, 3 hr, 11 rbi)
1981	May 3	Roy Smalley (.476, 3 gwrbi)
1982	July 4	Gary Ward (.400, 4 hr, 12 rbi, 1.080 slug.)
1982	September 12	Gary Ward (3 hr, 9 rbi)
1984	August 19	Mickey Hatcher (.556, 5 doubles, 28 tb, 6 rbi)
1985	August 18	Bert Blyleven (1.50 ERA, 2 CG, 1 ShO, 16 k)
1986	April 27	Kirby Puckett (.462, 4 hr, .962 slug.)
1986	June 22	(co-winner w/Sutton) Kent Hrbek (.480, 4 hr, 12 rbi)
1986	August 3	Kirby Puckett (.519, 14 h, 2 hr, 8 rbi, .963 slug.)
1987	August 31	(co-winner w/Lansford) Kirby Puckett (.577, 8 r)
1988	May 1	Kent Hrbek (.478, 4 doubles, 1.174 slug.)
1988	May 29	(co-winner w/Filer) Jeff Reardon (5 saves in 5 games)
1988	June 5	Greg Gagne (.529, 1.176 slug., 7 rbi)
1988	August 14	Dan Gladden (.566, 4 sb, 7 r)
1989	June 18	Gary Gaetti (.360, 8 r, 4 hr, 10 rbi, .840 slug.)
1989	June 25	Dan Gladden (14 h, 10 r, 2 hr, 6 rbi)
1989	July 2	Frank Viola (2-0, 2 CG, 0.50 ERA, 11 k, 1 ShO)
1989	July 30	Kent Hrbek (6 r, 3 hr, 13 rbi, 1.000 slug.)
1990	July 15	Kent Hrbek (.563, 3 hr, 4 rbi, 1.188 slug., .682 obp)
1992	June 7	Kirby Puckett (.414, 3 hr, 10 rbi)
1992	June 28	Brian Harper (.632, 6 r, 2 hr, 7 rbi, 1.053 slug.)
1993	May 16	Dave Winfield (.522, 12 h, 7 r, 3 hr, 6 rbi)
1993	June 13	Shane Mack (.400, 3 hr, 10 rbi)
1993	September 12	Kevin Tapani (2-0, 0.57, 15.2 ip, 1 er, 14 k, 1 ShO)
1994	May 1	Scott Erickson (no-hitter, April 27 vs. Mil., 9 ip, 4 bb, 5 k)
1995	May 21	Marty Cordova (Homered in 5 cons. games, May 16-20)
1995	September 3	Chuck Knoblauch (.545, 6 r, 3 doubles, 2 hr, 5 rbi)
1996	April 7	Dave Hollins (.615, 6 r, 2 hr, 5 rbi)
1996	July 7	Chuck Knoblauch (.536, 4 doubles, 2 triples, 3 hr, 9 rbi, 3 sb)
1997	September 21	Brad Radke (2-0, 1.02 ERA, 17.2 ip, 2 er, 2 bb, 13 k)
1998	July 26	Todd Walker (.750, 15 h, 8 r, 1.050 slug., .783 obp)
1999	September 12	Eric Milton (no-hitter, September 11 vs. Ana., 9 ip, 2 bb, 13 k)
2001	July 8	Matt Lawton (.586, 11 runs, 4 hr, 10 rbi)
2002	June 9	Jacque Jones (.538, 14 hits, 10 rbi, 24 total bases, .923 slg., .571 obp.)
2003	May 11	Jacque Jones (.560, 14 hits, 10 runs, 24 total bases, .960 slg., .560 obp.)
2003	June 22	(co-winner w/Wells) Corey Koskie (.429, 10 runs, 11 rbi, 25 total bases, .893 slg.)
2004	May 16	(co-winner w/Martinez) Joe Nathan (0.00 ERA, 4 saves, 4.0 ip, 5 k)
2004	June 20	Johan Santana (2-0, 2.25 ERA, 16.0 ip, 19 k)
2004	September 19	Johan Santana (2-0, 0.00 ERA, 15.0 ip, 21 k)
2005	June 13	Torii Hunter (.381, 9 runs, 3 hr, 5 rbi, 21 total bases, 1.000 slg., .458 obp.)
2005	July 5	Joe Nathan (0.00 ERA, 5 saves, 5.0 ip, 5 k)
2005	August 22	Lew Ford (.364, 7 runs, 3 hr, 10 rbi, 21 total bases, .636 slg.)
2006	June 11	Torii Hunter (.625, 15-24, 5 2b, 4 rbi, 2 sb)
2007	July 8	Justin Morneau (.438, 4 hr, 13 rbi)
2007	August 19	Johan Santana (1-0, 1.80 ERA, 15.0 ip, 21 k)
2008	September 14	Carlos Gomez (.333, 2 doubles, 1 triple, 10 rbi)
2009	May 26	Joe Mauer (.458, 4 hr, 25 total bases, 13 rbi and 12 runs scored)
2009	July 6	Justin Morneau (.480, 4 hr, 26 total bases, 8 rbi)
2009	September 21	Michael Cuddyer (.292, 2 dbls, 3 hr, 11 rbi)
2009	October 5	Jason Kubel (.423, 3 hr, 12 rbi) and Delmon Young (.448, 3 hr, 12 rbi)
2010	July 6	Jim Thome (.400, 4 hr, 1 2b, 1 3b, 7 r, 1.150 slg.)
2011	May 9	Francisco Liriano (no-hitter on May 3 at CWS.)
2011	August 22	Jim Thome (hit 600th career HR and 2-homer game, August 15 at Det.)

TWINS' AMERICAN LEAGUE LEADERS

BATTING

BATTING CHAMPION

1964	Tony Oliva.....	323
1965	Tony Oliva.....	321
1969	Rod Carew.....	332
1971	Tony Oliva.....	337
1972	Rod Carew.....	318
1973	Rod Carew.....	350
1974	Rod Carew.....	364
1975	Rod Carew.....	359
1977	Rod Carew.....	388
1978	Rod Carew.....	333
1989	Kirby Puckett.....	339
2006	Joe Mauer.....	#347
2008	Joe Mauer.....	+ 328
2009	Joe Mauer.....	#365

HOME RUNS

1962	Harmon Killebrew.....	48
1963	Harmon Killebrew.....	45
1964	Harmon Killebrew.....	49
1967	Harmon Killebrew.....	*44
1969	Harmon Killebrew.....	49

RBI

1962	Harmon Killebrew.....	126
1969	Harmon Killebrew.....	140
1971	Harmon Killebrew.....	119
1977	Larry Hisle.....	119
1994	Kirby Puckett.....	112

HITS

1964	Tony Oliva.....	217
1965	Tony Oliva.....	185
1966	Tony Oliva.....	191
1969	Tony Oliva.....	197
1970	Tony Oliva.....	204
1971	Cesar Tovar.....	204
1973	Rod Carew.....	203
1974	Rod Carew.....	218
1977	Rod Carew.....	239
1987	Kirby Puckett.....	*207
1988	Kirby Puckett.....	234
1989	Kirby Puckett.....	215
1992	Kirby Puckett.....	210
1996	Paul Molitor.....	225

RUNS

1963	Bob Allison.....	99
1964	Tony Oliva.....	109
1965	Zoilo Versalles.....	126
1977	Rod Carew.....	128

DOUBLES

1964	Tony Oliva.....	43
1965	Zoilo Versalles.....	*45
1967	Tony Oliva.....	34
1969	Tony Oliva.....	39
1970	Tony Oliva.....	36
	Cesar Tovar.....	
1989	Kirby Puckett.....	45
1994	Chuck Knoblauch.....	45

TRIPLES

1963	Zoilo Versalles.....	13
1964	Zoilo Versalles.....	10
	Rich Rollins.....	
1965	Zoilo Versalles.....	*12
1970	Cesar Tovar.....	13
1973	Rod Carew.....	*11
1977	Rod Carew.....	16
1981	John Castino.....	9
1996	Chuck Knoblauch.....	14
2000	Cristian Guzman.....	20
2001	Cristian Guzman.....	14
2003	Cristian Guzman.....	14

TOTAL BASES

1964	Tony Oliva.....	374
1965	Zoilo Versalles.....	308
1988	Kirby Puckett.....	358
1992	Kirby Puckett.....	313

PITCHING

WINS

1965	Jim Grant.....	21
1966	Jim Kaat.....	25
1970	Jim Perry.....	24
1977	Dave Goltz.....	*20
1988	Frank Viola.....	24
1991	Scott Erickson.....	*20
2006	Johan Santana.....	#19

EARNED RUN AVERAGE

1988	Allan Anderson.....	2.45
2004	Johan Santana.....	2.61
2006	Johan Santana.....	#2.77

STRIKEOUTS

1961	Camilo Pascual.....	221
1962	Camilo Pascual.....	206
1963	Camilo Pascual.....	202
2004	Johan Santana.....	#265
2005	Johan Santana.....	#238
2006	Johan Santana.....	#245

SHUTOUTS

1961	Camilo Pascual.....	*8
1962	Camilo Pascual.....	*5
	Jim Kaat.....	
1965	Jim Grant.....	6
1973	Bert Blyleven.....	9
1996	Rich Robertson.....	*3

COMPLETE GAMES

1962	Camilo Pascual.....	18
1963	Camilo Pascual.....	*18
1966	Jim Kaat.....	19
1967	Dean Chance.....	18

INNINGS PITCHED

1966	Jim Kaat.....	304.2
1967	Dean Chance.....	283.2
1986	Bert Blyleven.....	271.2

SAVES

1968	Al Worthington.....	17
1969	Ron Perranoski.....	31
1970	Ron Perranoski.....	34
1979	Mike Marshall.....	32
2002	Eddie Guardado.....	45

GAMES

1976	Bill Campbell.....	78
1979	Mike Marshall.....	90
1996	Eddie Guardado.....	*83
1999	Bob Wells.....	*76

WIN PERCENTAGE

1965	Mudcat Grant (21-7).....	750
1966	Dave Boswell (12-5).....	706
1976	Bill Campbell (17-5).....	773
1988	Frank Viola (24-7).....	774
2003	Johan Santana (12-3).....	800
2006	Francisco Liriano (12-3).....	800

— denotes major league lead

* — denotes tie for lead

YEAR TO YEAR



TWINS' YEARLY STANDINGS

YEAR	WON	LOST	TIED	PCT.	POS.	GA/GB	MANAGER	ATTENDANCE
1961	25	41	0	.318	9	-17.5	Lavagetto	
	45	49	1	.479			Mele	
	70	90	1	.438	7	-38.0		1,256,723
1962	91	71	1	.562	2	-5.0	Mele	1,433,116
1963	91	70	0	.565	3	-13.0	Mele	1,406,652
1964	79	83	1	.488	6*	-20.0	Mele	1,207,514
1965	102	60	0	.630	1	+7.0	Mele	1,463,268
1966	89	73	0	.549	2	-9.0	Mele	1,259,374
1967	25	25	0	.500	6	-6.0	Mele	
	66	46	2	.589			Ermer	
	91	71	2	.562	2*	-1.0		1,483,547
1968	79	83	0	.488	7	-24.0	Ermer	1,143,257
1969	97	65	0	.599	1	+9.0	Martin	1,349,327
1970	98	64	0	.605	1	+9.0	Rigney	1,261,887
1971	74	86	0	.463	5	-26.5	Rigney	940,858
1972	36	34	0	.514	3	-9.5	Rigney	
	41	43	0	.488			Quilici	
	77	77	0	.500	3	-15.5		797,901
1973	81	81	0	.500	3	-13.0	Quilici	907,499
1974	82	80	1	.506	3	-8.0	Quilici	662,401
1975	76	83	0	.478	4	-20.5	Quilici	737,156
1976	85	77	0	.525	3	-5.0	Mauch	715,394
1977	84	77	0	.522	4	-17.5	Mauch	1,162,727
1978	73	89	0	.451	4	-19.0	Mauch	787,878
1979	82	80	0	.506	4	-6.0	Mauch	1,070,521
1980	54	71	0	.432	4	-26.5	Mauch	
	23	13	0	.639			Goryl	
	77	84	0	.478	3	-19.5		769,206
1981 (1)	11	25	1	.306	6	-11.5	Goryl	
	6	14	0	.300			Gardner	
	17	39	1	.304	7	-18.0		
1981 (2)	24	29	0	.453	4	-6.0	Gardner	469,090
1982	60	102	0	.370	7	-33.0	Gardner	921,186
1983	70	92	0	.432	5*	-29.0	Gardner	858,939
1984	81	81	0	.500	2*	-3.0	Gardner	1,598,692
1985	27	35	0	.436	6	-7.5	Gardner	
	50	50	0	.500			Miller	
	77	85	0	.475	4*	-14.0		1,651,814
1986	59	80	0	.425	7	-21.5	Miller	
	12	11	0	.522			Kelly	
	71	91	0	.438	6	-21.0		1,255,453
1987	85	77	0	.525	1	+2.0	Kelly	2,081,976
1988	91	71	0	.562	2	-13.0	Kelly	3,030,672
1989	80	82	0	.494	5	-19.0	Kelly	2,277,438
1990	74	88	0	.457	7	-29.0	Kelly	1,751,584
1991	95	67	0	.586	1	+8.0	Kelly	2,293,842
1992	90	72	0	.555	2	-6.0	Kelly	2,482,428
1993	71	91	0	.438	5*	-23.0	Kelly	2,048,673
1994	53	60	0	.469	4	-14.0	Kelly	1,398,565
1995	56	88	0	.389	5	-44.0	Kelly	1,057,667
1996	78	84	0	.481	4	-21.5	Kelly	1,437,352
1997	68	94	0	.420	4	-18.5	Kelly	1,411,064
1998	70	92	0	.432	4	-19.0	Kelly	1,165,980
1999	63	97	1	.394	5	-33.0	Kelly	1,202,829
2000	69	93	0	.426	5	-26.0	Kelly	1,059,715
2001	85	77	0	.525	2	-6.0	Kelly	1,782,926
2002	94	67	0	.584	1	+13.5	Gardnhire	1,924,473
2003	90	72	0	.556	1	+4.0	Gardnhire	1,946,011
2004	92	70	0	.568	1	+9.0	Gardnhire	1,911,418
2005	83	79	0	.512	3	-16.0	Gardnhire	2,034,243
2006	96	66	0	.593	1	+1.0	Gardnhire	2,285,018
2007	79	83	0	.488	3	-17.0	Gardnhire	2,296,383
2008	88	75	0	.540	2	-1.0	Gardnhire	2,302,431
2009	87	76	0	.534	1	+1.0	Gardnhire	2,416,237
2010	94	68	0	.580	1	+6.0	Gardnhire	3,223,640
2011	63	99	0	.389	5	-32.0	Gardnhire	3,168,107
Totals	4,072	4,051	8	.501				78,562,006

(* — Denotes tie)

MINNESOTA TWINS' SEASON OPENER INFORMATION

TWINS IN SEASON OPENERS: 24-27

DATE	OPPONENT	W/L	SCORE	WP	LP	ATT.
4-11-61	at New York	W	6- 0	Ramos	Ford	14,607
4-10-62	at Kansas City	L	4- 2	Rakow	Kralick	21,012
4- 9-63	Cleveland	L	5- 4	Grant	Pascual	22,091
4-14-64	at Cleveland	W	7- 6	Perry	Walker	25,617
4-12-65	New York	W	5- 4	Fosnow	Ramos	15,388
4-12-66	Kansas City	W	2- 1	Grant	Hunter	21,658
4-11-67	at Baltimore	L	6- 3	Drabowsky	Kaat	40,112
4-10-68	at Washington	W	2- 0	Chance	Pascual	32,063
4- 8-69	at Kansas City	L	4- 3	Drabowsky	Grzenda	17,688
4- 7-70	at Chicago	W	12- 0	Perry	John	11,473
4- 6-71	Milwaukee	L	7- 2	Pattin	Perry	18,823
4-15-72	at Oakland	L	4- 3	Locker	LaRoche	9,912
4- 6-73	at Oakland	W	8- 3	Byleven	Hunter	38,207
4- 5-74	at Kansas City	W	6- 4	Campbell	McDaniel	31,781
4- 8-75	at Texas	W	11- 4	Byleven	Jenkins	28,787
4- 9-76	at Texas	L	2- 1	Perry	Campbell	28,947
4- 9-77	at Oakland	L	7- 4	Torrez	Schueler	12,562
4- 5-78	at Seattle	L	3- 2	Abbott	Goltz	45,235
4- 6-79	at Oakland	W	5- 3	Goltz	Langford	10,387
4-10-80	at Oakland	W	9- 7	Corbett	McCatty	24,415
4- 9-81	Oakland	L	5- 1	Norris	Koosman	42,658
4- 6-82	Seattle	L	11- 7	Bannister	Redfern	52,279
4- 5-83	Detroit	L	11- 3	Morris	Havens	30,961
4- 3-84	Detroit	L	8- 1	Morris	Williams	34,381
4- 9-85	at California	W	6- 2	Viola	Witt	35,244
4- 8-86	at Oakland	W	3- 2	Viola	Codioli	44,726
4- 7-87	Oakland	W	5- 4	Frazier	Krueger	43,548
4- 5-88	at New York	L	8- 0	Rhoden	Viola	55,802
4- 4-89	New York	L	4- 2	John	Viola	52,394
4- 9-90	at Oakland	L	8- 3	Stewart	Anderson	45,207
4- 9-91	at Oakland	L	7- 2	Stewart	Morris	44,373
4- 6-92	at Milwaukee	W	4- 2	Willis	Nunez	52,496
4- 6-93	Chicago	L	10- 5	McDowell	Tapani	51,617
4- 5-94	California	L	8- 2	Langston	Tapani	41,012
4-26-95	at Boston	L	0- 9	Sele	Erickson	32,980
4- 1-96	Detroit	W	8- 6	Radke	Lira	30,185
4- 1-97	Detroit	W	7- 5	Naulty	Miceli	43,216
4- 1-98	at Toronto	L	2- 3	Clemens	Tewksbury	41,387
4- 6-99	Toronto	W	6- 1	Radke	Hentgen	45,601
4- 3-00	Tampa Bay	L	0- 7	Trachsel	Radke	43,830
4- 3-01	at Detroit	W	3- 2	Radke	Weaver	40,104
4- 1-02	at Kansas City	W	8- 6	Romero	Bailey	40,605
3-31-03	at Detroit	W	3- 1	Radke	Maroth	40,427
4- 5-04	Cleveland	W	7- 4	Rincon	Durbin	49,584
4- 4-05	at Seattle	L	1- 5	Moyer	Radke	46,249
4- 4-06	at Toronto	L	3- 6	Halladay	Santana	50,449
4- 2-07	Baltimore	W	7- 4	Santana	Bedard	48,711
3-31-08	Los Angeles (AL)	W	3- 2	Hernandez	Weaver	49,596
4- 6-09	Seattle	L	1- 6	Hernandez	Liriano	48,514
4- 5-10	at Los Angeles (AL)	L	3- 6	Weaver	Baker	43,504
4- 1-11	at Toronto	L	3-13	Romero	Pavano	47,984

DID YOU Know?

...that the Twins club record for consecutive wins against a given opponent is 17, set against Boston between June 2, 1965 and May 7, 1966. They beat the Red Sox 15 straight times in 1965 and twice more to begin the 1966 season before losing in the first game of a doubleheader, May 8, 1966.

SEASON OPENING LINEUPS 1961-2011

1961: at New York Versalles SS Green CF Killebrew 1B Lemon LF Allison RF Battey C Bertoia 3B Gardner 2B Ramos P Lavagetto Mgr.	1962: at Kansas City Green CF Power 1B Killebrew LF Allison RF Battey C Allen 2B Versalles SS Rollins 3B Kralick P Mele Mgr.	1963: vs. Cleveland Green CF Power 1B Killebrew LF Allison RF Allen 2B Battey C Banks 3B Versalles SS Pascual P Mele Mgr.	1964: at Cleveland Rollins 3B Oliva RF Allison 1B Hall CF Killebrew LF Battey C Versalles SS Allen 2B Pascual P Mele Mgr.
1965: vs. New York Versalles SS Kindall 2B Rollins 3B Oliva RF Killebrew 1B Hall CF Allison LF Zimmerman C Kaat P Mele Mgr.	1966: vs. Kansas City Versalles SS Valdespino LF Oliva RF Killebrew 3B Mincher 1B Hall CF Battey C Allen 2B Grant P Mele Mgr.	1967: at Baltimore Tovar CF Rollins 3B Oliva RF Killebrew 1B Allison LF Carew 2B Battey C Versalles SS Kaat P Mele Mgr.	1968: at Washington Tovar 3B Carew 2B Oliva RF Killebrew 1B Allison LF Roseboro C Hernandez SS Uhlander CF Chance P Ermer Mgr.
1969: at Kansas City Tovar CF Carew 2B Oliva RF Killebrew 3B Nettles LF Reese 1B Cardenas SS Roseboro C Hall P Martin Mgr.	1970: at Chicago Tovar CF Carew 2B Killebrew 3B Oliva RF Alyea LF Reese 1B Mitterwald C Cardenas SS Perry P Rigney Mgr.	1971: vs. Milwaukee Tovar CF Carew 2B Oliva RF Killebrew 3B Reese 1B Alyea LF Cardenas SS Mitterwald C Perry P Rigney Mgr.	1972: at Oakland Tovar RF Thompson SS Carew 2B Killebrew 1B Darwin CF Brye LF Soderholm 3B Roof C Blyleven P Rigney Mgr.
1973: at Oakland Hisle CF Carew 2B Darwin RF Oliva DH Braun 3B Lis 1B Thompson SS Mitterwald C Holt LF Blyleven P Quilici Mgr.	1974: at Kansas City Ferrer SS Carew 2B Hisle CF Lis 1B Darwin RF Killebrew DH Braun LF Hundley C Terrell 3B Blyleven P Quilici Mgr.	1975: at Texas Carew 2B Bostock CF Hisle LF Darwin RF Oliva DH Soderholm 3B Braun 1B Thompson SS Borgmann C Blyleven P Quilici Mgr.	1976: at Texas Carew 1B Ford RF Braun DH Hisle LF Bostock CF Wynegar C McKay 3B Terrell 2B Thompson SS Blyleven P Mauch Mgr.
1977: at Oakland Wynegar C Smalley SS Carew 1B Bostock CF Hisle LF Ford RF Kusick DH Cabbage 3B Randall 2B Goltz P Mauch Mgr.	1978: at Seattle Powell RF Smalley SS Carew 1B Adams DH Wynegar C Ford CF Cabbage 3B Norwood LF Wilfong 2B Goltz P Mauch Mgr.	1979: at Oakland Cabbage 3B Smalley SS Landreaux LF Jackson 1B Adams DH Wynegar C Sofield RF Norwood CF Wilfong 2B Goltz P Mauch Mgr.	1980: at Oakland Cabbage 1B Wilfong 2B Smalley SS Landreaux LF Goodwin DH Sofield CF Wynegar C Powell RF Castino 3B Koosman P Mauch Mgr.
1981: vs. Oakland Powell RF Wilfong 2B Castino 3B Smalley SS Adams DH Ward LF Hatcher 1B Johnston CF Smith C Koosman P Goryl Mgr.	1982: vs. Seattle Eisenreich CF Ward DH Engle RF Smalley SS Hrbek 1B Gaetti 3B Wynegar C Wilfong 2B Hatcher LF Redfern P Gardner Mgr.	1983: vs. Detroit Eisenreich CF Castino 2B Ward LF Hrbek 1B Brunansky RF Gaetti 3B Bush DH Laudner C Faedo SS Havens P Gardner Mgr.	1984: vs. Detroit Eisenreich CF Teufel 2B Hrbek 1B Brunansky RF Bush DH Gaetti 3B Hatcher LF Laudner C Faedo SS Williams P Gardner Mgr.

SEASON OPENING LINEUPS 1961-2011

1985: at California Puckett CF Hatcher LF Hrbek 1B Smalley SS Brunansky RF Stenhouse DH Gaetti 3B Teufel 2B Laudner C Viola P Gardner Mgr.	1986: at Oakland Puckett CF Hatcher LF Hrbek 1B Brunansky RF Salas C Gaetti 3B Smalley DH Gagne SS Lombardozi 2B Viola P Miller Mgr.	1987: vs. Oakland Gladden DH Lombardozi 2B Puckett CF Gaetti 3B Hrbek 1B Brunansky RF Davidson LF Gagne SS Nieto C Blyleven P Kelly Mgr.	1988: at New York Gladden LF Gagne SS Puckett CF Hrbek 1B Gaetti 3B Bush DH Brunansky RF Nieto C Lombardozi 2B Viola P Kelly Mgr.
1989: vs. New York Gladden LF Backman 2B Puckett CF Gaetti 3B Hrbek 1B Laudner C Castillo RF Larkin DH Gagne SS Viola P Kelly Mgr.	1990: at Oakland Gladden LF Bush RF Puckett CF Hrbek 1B Gaetti 3B Harper C Larkin DH Gagne SS Newman 2B Anderson P Kelly Mgr.	1991: at Oakland Gladden LF Knoblauch 2B Puckett RF Hrbek 1B Davis DH Harper C Pagliarulo 3B Mack CF Gagne SS Morris P Kelly Mgr.	1992: at Milwaukee Mack LF Knoblauch 2B Puckett CF Davis DH Harper C Larkin 1B Munoz RF Leius 3B Gagne SS Erickson P Kelly Mgr.
1993: vs. Chicago Knoblauch 2B Mack LF Puckett CF Hrbek 1B Winfield DH Munoz RF Harper C Pagliarulo 3B Leius SS Tapani P Kelly Mgr.	1994: vs. California Becker CF Knoblauch 2B Puckett RF Winfield DH Munoz LF Hrbek 1B Walbeck C Leius 3B Meares SS Tapani P Kelly Mgr.	1995: at Boston Knoblauch 2B Cole CF Puckett RF Munoz DH Maas 1B Cordova LF Leius 3B Meares SS Walbeck C Erickson P Kelly Mgr.	1996: vs. Detroit Knoblauch 2B Becker CF Molitor DH Cordova LF Myers C Hollins 3B Stahoviak 1B Meares SS Lawton RF Radke P Kelly Mgr.
1997: vs. Detroit Knoblauch 2B Becker CF Molitor DH Cordova LF Lawton RF Steinbach C Stahoviak 1B Meares SS Walker 3B Radke P Kelly Mgr.	1998: at Toronto Nixon CF Gates 2B Molitor DH Merced 1B Cordova LF Lawton RF Coomer 3B Steinbach C Meares SS Tewksbury P Kelly Mgr.	1999: vs. Toronto Hunter CF Allen LF Walker 2B Coomer 3B Lawton RF Cordova DH Mientkiewicz 1B Steinbach C Guzman SS Radke P Kelly Mgr.	2000: vs. Tampa Bay Walker 2B Guzman RF Lawton SS Huskie DH Koskie 3B Coomer 1B Jones LF LeCroy C Hunter CF Radke P Kelly Mgr.
2001: at Detroit Guzman SS Rivas 2B Lawton RF Koskie 3B Ortiz DH Hunter CF Jones LF Mientkiewicz 1B Pierzynski C Radke P Kelly Mgr.	2002: at Kansas City Jones LF Guzman SS Mientkiewicz 1B Ortiz DH Hunter CF Koskie 3B Buchanan RF Pierzynski C Rivas 2B Radke P Gardenhire Mgr.	2003: at Detroit Jones LF Guzman SS Hunter CF LeCroy DH Cuddyer 3B Mientkiewicz 1B Mohr RF Pierzynski C Rivas 2B Radke P Gardenhire Mgr.	2004: vs. Cleveland Stewart LF Rivas 2B Mientkiewicz 1B Koskie 3B Hunter CF Jones RF LeCroy DH Mauer C Guzman SS Radke P Gardenhire Mgr.
2005: at Seattle Stewart LF Bartlett SS Mauer C Morneau 1B Hunter CF Jones RF Ford DH Cuddyer 3B Rivas 2B Radke P Gardenhire Mgr.	2006: at Toronto Stewart LF Castillo 2B Mauer C White DH Hunter CF Morneau 1B Batista 3B Kubel RF Castro SS Santana P Gardenhire Mgr.	2007: Baltimore Castillo 2B Punto 3B Mauer C Cuddyer RF Morneau 1B Hunter CF White LF Cirillo DH Bartlett SS Santana P Gardenhire Mgr.	2008: Los Angeles (AL) Gomez CF Mauer C Cuddyer RF Morneau 1B Young LF Monroe DH Lamb 3B Harris 2B Everett SS Hernandez P Gardenhire Mgr.

SEASON OPENING LINEUPS 1961-2011

2009:		2010:		2011:	
Seattle		at Los Angeles (AL)		at Toronto	
Span	LF	Span	CF	Span	CF
Casilla	2B	Hudson	2B	Nishioka	2B
Cuddyer	RF	Mauer	C	Mauer	C
Morneau	1B	Morneau	1B	Morneau	1B
Kubel	DH	Cuddyer	RF	Young	LF
Crede	3B	Kubel	DH	Cuddyer	RF
Gomez	CF	Young	LF	Kubel	DH
Redmond	C	Hardy	SS	Valencia	3B
Punto	SS	Punto	3B	Casilla	SS
Liriano	P	Baker	P	Pavano	P
Gardenhire	Mgr.	Gardenhire	Mgr.	Gardenhire	Mgr.

OPENING DAY INFORMATION

Earliest Opening Day: March 31, 2003 at Det. and March 31, 2008 vs. LAA.

Latest Opening Day: April 26, 1995 at Boston

Largest Opening Day crowd: 55,802, 4/5/88 at New York

Smallest Opening Day crowd: 9,912, 4/15/72 at Oakland

Twins' Opening Day Opponents Through the Years:

Oakland-12, Detroit-6, Toronto-5, New York-4, Anaheim-4, Cleveland-3, Kansas City-3, Seattle-3, Milwaukee-2, Chicago-2, Texas-2, Baltimore-2, Boston-1, Tampa Bay-1, Washington-1.

SEASON OPENER STARTS

Player	Starts	Pitcher	Starts
Killebrew	12	Radke	8
Carew	12	Byleven	6
Hrbek	12	Viola	4
Puckett	11	Goltz	3
Oliva	10	6 players tied	2

2012 IMPORTANT DATES

April 4: Opening Night of 2012 Regular Season (St. Louis vs. Miami) and rosters reduced to 25.

April 5: Opening Day.

April 10: A player placed on 15-day disabled list during Spring Training may be reinstated.

April 14: A player optioned during Spring Training may be recalled.

April 15: Jackie Robinson Day.

May 13: Mother's Day.

May 15: Earliest date former clubs may re-sign players they unconditionally released between August 31, 2011 and March 31, 2012.

May 18: Interleague Play begins.

May 28: Memorial Day.

Start of Closed Period for the 2012 MLB Draft.

June 4-6: MLB First-Year Player Draft.

June 16: Clubs may trade an eligible free agent player who was signed after electing free agency.

June 17: Father's Day.

July 2: First day to sign international players for 2013 season.

July 10: 83rd All-Star Game at Kansas City

July 13: Signing deadline for Rule 4 drafted players.

July 16: Competitive Balance and Forfeited Pick (if applicable) lottery.

Assignable draft selections may be traded.
July 22: Hall of Fame Induction Ceremony, Cooperstown, NY.

July 31: Major League trade deadline - (4:00 ET).

August 1: New waiver period begins; trade waivers now required.

August 31: Waiver trade deadline. Playoff eligibility lists must be set by midnight.

September 1: Active player limit increased from 25 to 40.

September 11: 9/11 remembrance.

October 3: Official closing of the 2012 Regular Season. Last day assignable draft selections may be traded.

Immediately after world series: Eligible players become free agents.

6th day after completion of World Series: First day Major and Minor League free agents may sign contracts with other clubs.

12th day after completion of World Series: Last date for a free agent to accept arbitration from former club.

November 20: Day to file reserve lists for all minor league levels and Major Leagues.

November 29: Last day to request outright waivers to assign player prior to Rule 5 Draft.

November 30: Last day to tender contracts (midnight ET).

December 3: Last time to outright player prior to Rule 5 Draft.

December 3-6: Winter Meetings in Nashville, TN

December 6: Major League Rule 5 Draft.

YEAR-BY-YEAR STATISTICAL REVIEW

1961 TWINS' STATISTICS

BATTING: (9TH IN A.L.)

PLAYER	AVG	G	AB	R	H	TB	2B	3B	HR	RBI	BB	SO	SB	GDP
Allison	.245	159	556	83	136	250	21	3	29	105	103	100	2	17
Altobelli	.221	41	95	10	21	34	2	1	3	14	13	14	0	2
Arrigo	.500	2	2	0	1	1	0	0	0	1	0	0	0	0
Battay	.302	133	460	70	139	216	24	1	17	55	53	65	3	18
Becquer	.238	57	84	13	20	40	1	2	5	18	2	12	0	1
Berfoia	.212	35	104	17	22	27	2	0	1	8	20	12	0	3
Consolo	.000	11	5	0	0	0	0	0	0	0	0	1	0	0
Cueto	.000	4	5	0	0	0	0	0	0	0	0	1	0	0
Dobbek	.168	72	125	12	21	38	3	1	4	14	13	18	1	2
Dotter	.000	1	1	0	0	0	0	0	0	0	0	0	0	0
Gardner	.235	45	153	13	36	48	9	0	1	11	11	14	0	7
Giel	.500	5	2	0	1	1	0	0	0	0	1	0	0	0
Green	.285	156	600	92	171	240	28	7	9	50	81	50	17	5
Henry	.143	20	28	1	4	4	0	0	0	3	2	7	0	3
Jacobs	.250	4	8	0	2	2	0	0	0	0	2	2	0	0
Kaat	.238	33	63	10	15	20	3	1	0	1	4	13	0	2
Killebrew	.288	150	541	94	156	328	20	7	46	122	107	109	1	11
Kralick	.151	33	86	8	13	16	0	0	1	6	2	14	0	0
Lee	.069	15	25	2	2	2	0	0	0	2	0	12	0	0
Lemon	.258	129	423	57	109	179	26	1	14	52	44	98	1	11
Lepcio	.170	47	112	11	19	45	3	1	7	19	8	31	1	2
Martin	.246	108	374	44	92	135	15	5	6	36	13	42	3	9
McDevitt	.000	4	4	1	0	0	0	0	0	0	0	4	0	0
Mincher	.188	35	101	18	19	41	5	1	5	11	22	12	0	5
Moore	.000	6	4	0	0	0	0	0	0	0	2	1	0	1
Naragon	.302	57	139	10	42	52	2	1	2	11	4	8	0	5
Palmquist	.000	2	3	1	0	0	0	0	0	0	0	0	0	0
Pascual	.165	33	85	4	14	17	3	0	0	4	5	15	0	5
Pleis	.111	9	9	0	1	1	0	0	0	0	5	0	0	0
Ramos	.172	37	93	8	16	26	1	0	3	11	2	42	0	1
Rollins	.294	13	17	0	5	6	1	0	0	3	2	2	0	0
Sadowski	.000	4	6	0	0	0	0	0	1	3	2	4	0	0
Schroll	.278	6	18	3	5	9	1	0	1	3	2	4	0	0
Snyder	.000	3	5	0	0	0	0	0	0	0	0	1	0	0
Stange	.000	1	1	0	0	0	0	0	0	0	0	1	0	0
Stobbs	.375	6	8	2	3	4	1	0	0	1	1	2	0	0
Tuttle	.246	137	370	38	91	124	12	3	5	38	43	41	1	13
Valdivielso	.195	76	149	15	29	37	5	0	1	9	8	18	1	6
Vale	.156	33	32	0	5	7	2	0	0	4	3	3	0	2
Verasiles	.280	129	510	65	143	199	25	5	7	53	25	61	16	8
Whisenant	.000	10	6	1	0	0	0	0	0	1	2	0	0	0
Totals	.250	161	5417	707	1353	2149	215	40	167	665	597	840	47	141

PITCHING: (7TH IN A.L.)

PLAYER	W	L	ERA	G	GS	CG	SHO	SV	IP	H	R	ER	HR	BB	SO
Arrigo	0	1	10.24	7	2	0	0	-	9.2	9	12	11	0	10	6
Becquer	0	0	27.00	1	0	0	0	-	1.0	4	3	3	0	1	0
Bruckbauer	0	0	INF	1	0	0	0	-	0.0	3	24	17	0	1	5
Cueto	0	3	8.18	7	5	0	0	-	21.1	27	24	17	7	10	7
Dotter	0	0	0.00	2	0	0	0	-	0.0	0	0	0	0	4	2
Giel	1	0	9.78	12	0	0	0	-	19.1	24	27	21	6	17	14
Kaat	9	17	3.90	36	29	8	1	-	200.2	187	105	87	12	82	122
Kralick	13	11	3.61	33	33	11	2	-	242.0	257	101	97	21	64	137
Lee	3	6	3.52	37	10	4	0	-	115.0	93	49	45	12	35	65
McDevitt	1	0	2.36	16	1	0	0	-	26.2	20	11	7	1	19	15
Moore	4	4	3.67	46	0	0	0	-	56.1	49	23	23	8	38	45
Palmquist	1	1	9.70	9	2	0	0	-	21.1	33	23	22	7	13	13
Pascual	15	16	3.46	35	33	15	8	-	252.1	205	114	97	26	100	221
Pleis	4	2	4.95	37	0	0	0	-	56.1	59	35	31	4	34	32
Ramos	11	20	3.95	42	34	9	3	-	264.1	265	134	116	39	79	174
Sadowski	0	2	6.82	15	1	0	0	-	33.0	49	29	25	6	11	12
Schroll	4	4	5.22	11	8	2	0	-	50.0	53	36	29	5	27	24
Stange	1	0	2.92	7	0	0	0	-	12.1	15	6	4	1	10	10
Stobbs	2	3	7.46	24	3	0	0	-	44.2	56	37	37	8	15	17
Totals	70	90	4.28	161	49	14	-	1432.1	1415	778	681	163	570	914	

1962 TWINS' STATISTICS

BATTING: (3RD IN A.L.)

PLAYER	AVG	G	AB	R	H	TB	2B	3B	HR	RBI	BB	SO	SB	GDP
Allen	.269	159	573	79	154	231	27	7	12	64	62	82	0	10
Allison	.266	149	519	102	138	265	24	8	29	102	84	115	8	12
Arrigo	.000	1	0	0	0	0	0	0	0	0	0	0	0	0
Banks	.252	63	103	22	26	42	0	2	4	15	21	27	0	6
Battay	.280	148	522	58	146	205	20	3	11	57	57	48	0	18
Bonikowski	.148	29	27	3	4	4	0	0	0	0	1	15	0	0
Celium	.000	8	7	0	0	0	0	0	0	1	0	1	0	0
Donohue	.000	6	5	0	0	0	0	0	0	0	0	1	0	0
Gomez	.000	6	5	0	0	0	0	0	0	0	0	1	1	0
Gorril	.192	37	26	6	5	13	0	1	2	6	2	6	0	1
Green	.271	158	619	97	168	249	33	3	14	63	88	36	8	8
Kaat	.180	48	100	9	18	26	3	1	1	10	8	40	0	0
Killebrew	.243	155	552	85	134	301	21	1	48	126	106	142	1	14
Kralick	.202	39	89	7	18	25	1	0	2	4	4	27	0	5
Lee	.211	9	19	2	4	4	0	0	0	1	1	7	0	0
Lemon	.176	12	17	1	3	6	0	0	1	5	3	4	0	1
Manning	.000	5	1	0	0	0	0	0	0	0	0	0	0	0
Miranda	.250	32	16	0	4	6	2	0	0	1	1	6	0	1
Martinez	.167	37	18	13	3	5	0	1	0	3	3	4	0	0
Mincher	.240	86	121	20	29	59	1	1	9	29	240	24	0	4
Moore	.000	49	5	0	0	0	0	0	0	0	0	0	0	0
Naragon	.229	24	35	1	8	9	1	0	0	3	3	1	0	1

1962 TWINS' STATISTICS

PLAYER	AVG	G	AB	R	H	TB	2B	3B	HR	RBI	BB	SO	SB	GDP
Oliva	.444	9	9	3	4	5	1	0	0	3	3	2	0	0
Pascual	.268	34	97	9	26	36	4	0	2	19	6	8	0	3
Pleis	.286	21	14	1	4	4	0	0	0	0	0	5	0	0
Power	.290	144	611	80	177	257	28	2	16	63	22	35	7	12
Roland		1	0	0	0	0	0	0	0	0	0	0	0	0
Rollins	.298	159	624	96	186	267	23	5	16	96	75	62	3	13
Sadowski	.500	19	4	1	2	2	0	0	0	0	0	1	0	0
Snyder	.100	12	10	1	1	1	0	0	0	1	0	1	0	0
Stange	.059	44	17	1	1	1	0	0	0	0	1	9	0	0
Stigman	.044	40	45	2	2	2	0	0	0	2	2	22	0	1
Sullivan	.000	21	4	1	0	0	0	0	0	0	1	0	0	1
Tuttle	.211	110	123	21	26	35	4	1	1	13	19	14	1	4
Versalles	.241	160	568	69	137	212	18	3	17	67	37	71	5	13
Zimmerman	.274	34	62	8	17	21	4	0	0	7	3	5	0	1
Totals	.260	163	5561	798	1445	2293	215	39	185	758	648	825	33	129

PITCHING: (6TH IN A.L.)

PLAYER	W	L	ERA	G	GS	CG	SHO	SV	IP	H	R	ER	HR	BB	SO
Arrigo	0	0	18.00	1	0	0	0	0	1.0	3	3	2	0	1	1
Bonikowski	5	7	3.88	30	13	3	0	1	99.2	95	47	43	6	38	45
Cellum	0	2	11.15	8	3	0	0	0	15.1	29	22	19	1	11	5
Donohue	0	1	6.97	6	3	0	0	1	10.1	12	8	8	2	6	3
Gomer	1	1	4.66	6	2	1	0	0	19.1	17	11	10	3	11	8
Kaat	18	14	3.14	39	35	16	5	0	269.0	243	106	94	23	75	173
Kralick	12	11	3.86	39	37	7	1	0	242.2	239	121	104	30	61	139
Lee	3	3	4.50	9	9	1	0	0	52.0	51	27	26	8	24	28
Manning	0	0	5.14	5	1	0	0	0	7.0	14	10	4	0	1	3
Maranda	1	3	4.46	32	4	0	0	0	72.2	69	43	36	11	35	36
Moore	8	3	4.73	49	0	0	0	6	64.2	55	35	34	8	30	58
Pascual	20	11	3.32	34	33	18	5	0	257.2	236	100	95	25	59	206
Pleis	2	5	4.40	21	4	0	0	0	45.0	46	27	22	7	14	31
Roland	0	0	0.00	1	0	0	0	0	2.0	1	0	0	0	0	1
Sadowski	1	1	5.03	19	0	0	0	0	33.0	37	19	19	6	11	15
Stange	4	3	4.45	44	15	6	0	3	95.0	98	57	47	14	39	70
Stigman	12	5	3.66	40	15	6	0	3	142.2	122	60	58	19	64	116
Sullivan	4	1	3.21	21	0	0	0	2	33.1	33	17	12	3	13	10
Totals	91	71	3.90	163	53	11	15	1462.1	1400	713	633	166	493	948	

1963 TWINS' STATISTICS

BATTING: (1ST IN A.L.)

PLAYER	AVG	G	AB	R	H	TB	2B	3B	HR	RBI	BB	SO	SB	GDP
Allen	.240	139	421	52	101	150	20	1	9	43	38	52	0	6
Allison	.271	148	527	99	143	281	25	4	35	91	90	109	6	7
Arrigo	.000	5	4	0	0	0	0	0	0	0	0	1	0	0
Banks	.155	25	71	5	11	24	4	0	3	8	9	21	0	2
Battley	.285	147	508	64	145	242	17	1	26	84	61	75	0	16
Becquer		1	0	1	0	0	0	0	0	0	0	0	0	0
Deley	.238	66	21	2	5	8	0	0	1	4	2	10	0	1
Dotter	.000	2	0	0	0	0	0	0	0	0	0	0	0	0
Fornieles	.167	11	6	1	1	3	0	0	1	0	1	3	0	0
Gonyl	.287	64	150	29	43	81	5	3	9	24	15	29	0	4
Green	.239	145	280	41	67	91	10	1	4	27	31	21	11	1
Hall	.260	156	497	88	129	259	21	5	33	80	63	101	3	8
Kaat	.131	36	61	2	8	12	1	0	1	8	2	19	0	1
Kralick	.258	142	515	88	133	286	18	0	45	96	72	105	0	16
Lasher	.167	6	6	1	1	3	0	1	0	0	2	3	0	0
Lasher	.000	11	1	0	0	0	0	0	0	0	0	1	0	0
Lemon	.118	7	17	0	2	2	0	0	0	1	1	5	0	0
Mincher	.258	82	225	41	58	117	8	0	17	42	30	51	0	0
Moore	.333	31	3	0	1	1	0	0	0	0	0	0	0	1
Oliva	.429	7	7	0	3	3	0	0	0	1	0	2	0	0
Pascual	.250	33	92	9	23	30	5	1	0	12	3	15	0	3
Perry	.208	40	51	5	11	13	2	0	0	4	6	12	0	1
Pleis	.125	36	16	2	2	2	0	0	0	1	3	11	0	0
Post	.191	21	47	6	9	17	0	1	2	6	2	17	0	1
Power	.270	138	541	65	146	208	28	2	10	52	22	24	3	15
Ratliff	.190	10	21	2	4	8	1	0	1	3	2	7	0	0
Roggenburk	.143	36	7	0	1	1	0	0	0	0	1	2	0	0
Roland	.000	10	15	1	0	0	0	0	0	0	0	6	0	0
Rollins	.307	136	531	75	163	236	23	1	16	61	36	59	2	13
Siebler	.133	7	15	1	2	2	0	0	0	2	1	5	0	0
Stange	.096	32	52	3	5	6	1	0	0	1	5	14	0	1
Stigman	.107	33	84	4	8	10	1	0	0	4	7	48	0	2
Sullivan	.000	10	0	0	0	0	0	0	0	0	0	0	0	0
Tuttle	.000	16	3	0	0	0	0	0	0	0	1	0	0	2
Versalles	.261	159	621	74	162	249	31	13	10	54	33	66	7	11
Ward	.067	9	15	0	1	2	1	0	0	2	1	5	0	0
Wertz	.136	35	44	3	6	15	0	0	3	7	6	5	0	1
Williams		3	0	0	0	0	0	0	0	0	0	0	0	0
Zimmerman	.232	39	56	3	13	14	1	0	0	3	2	8	0	3
Totals	.255	161	5531	767	1408	2376	223	35	225	722	547	912	32	116

1963 TWINS' STATISTICS

PITCHING: (3RD IN A.L.)

PLAYER	W	L	ERA	G	GS	CG	SHO	SV	IP	H	R	ER	HR	BB	SO
Arrigo	1	2	2.81	5	1	0	0	0	15.2	12	5	5	2	4	13
Dailey	6	3	1.98	66	0	0	0	13	108.2	80	26	24	9	19	72
Dotter	0	0	0.00	2	0	0	0	0	2.0	0	0	0	0	0	2
Fornieles	1	1	4.76	11	0	0	0	0	22.2	24	14	12	0	13	7
Kaat	10	10	4.20	31	27	7	1	0	178.1	195	96	83	24	38	105
Kralick	1	4	3.81	5	5	1	1	0	25.2	28	16	11	2	8	13
Lasher	0	0	4.91	11	0	0	0	0	11.1	12	10	6	1	11	10
Moore	1	3	6.92	31	1	0	0	0	38.2	50	34	30	8	17	38
Pascual	21	9	2.46	31	31	18	3	0	248.1	205	76	68	21	81	202
Perry	9	9	3.74	35	25	5	1	0	168.1	167	77	70	17	57	65
Pleis	6	2	4.37	36	4	1	0	0	68.0	67	37	33	10	16	37
Rosenburg	2	4	2.16	36	2	0	0	0	50.0	41	26	12	3	22	24
Roland	2	4	2.57	10	2	2	0	0	49.0	32	17	14	4	27	24
Siebler	2	1	2.57	10	5	2	0	0	38.2	25	13	12	6	12	54
Stange	12	5	2.62	32	20	7	2	0	164.2	145	53	48	21	43	100
Stigman	15	15	3.25	33	33	15	3	0	241.0	210	90	87	32	81	193
Sullivan	0	1	5.73	10	0	0	0	1	11.0	15	7	7	1	4	2
Williams	0	0	11.25	3	0	0	0	0	4.1	8	5	5	1	6	2
Totals	91	70	3.28	161	58	13	18	1446.1	1322	602	527	162	458	941	

1964 TWINS' STATISTICS

BATTING: (4TH IN A.L.)

PLAYER	AVG	G	AB	R	H	TB	2B	3B	HR	RBI	BB	SO	SB	GDP
Allen	.214	74	243	28	52	80	8	1	6	20	33	30	1	5
Allison	.287	149	492	90	141	272	27	4	32	86	92	99	10	7
Arrigo	.172	41	29	3	5	6	1	0	0	3	2	7	0	0
Bariks	.000	1	0	0	0	0	0	0	0	0	0	1	0	0
Battley	.272	131	405	35	110	165	17	0	12	52	51	49	1	23
Bethes	.167	10	30	1	5	6	1	0	0	2	4	4	0	0
Bloomfield	.143	7	30	1	5	5	1	0	0	0	0	0	0	0
Boswell	.222	4	9	1	2	2	0	0	0	1	0	2	0	0
Dailey	.14	0	0	0	0	0	0	0	0	0	0	0	0	0
Dotter	.3	0	0	0	0	0	0	0	0	0	0	0	0	0
Fischer	.0	0	0	0	0	0	0	0	0	0	0	0	0	0
Fosnow	.7	0	0	0	0	0	0	0	0	0	0	0	0	0
Goryl	.140	58	114	9	16	20	0	2	0	1	10	25	1	3
Grant	.167	39	60	8	10	12	2	0	0	3	2	18	0	2
Green	.000	26	15	3	0	0	0	0	0	0	4	6	0	0
Hall	.282	149	510	61	144	245	20	3	25	75	44	112	5	10
Henry	.222	22	41	5	14	14	1	0	3	5	2	17	0	1
Kaat	.169	46	83	11	14	24	1	0	3	11	11	31	0	1
Killebrew	.270	158	577	95	156	316	11	1	49	111	93	135	0	15
Kindall	.148	62	128	8	19	24	2	0	1	6	7	44	0	2
Klippstein	.000	33	2	0	0	0	0	0	0	0	1	1	0	0
Kostro	.272	59	103	10	28	42	5	0	3	12	4	21	0	2
McCabe	.158	14	19	1	3	3	0	0	0	2	0	8	0	0
Mincher	.237	120	287	45	68	157	12	4	23	56	27	51	0	8
Nieson	.2	0	0	0	0	0	0	0	0	0	0	0	0	0
Nossek	.000	7	1	0	0	0	0	0	0	0	0	0	0	0
Oliva	.323	161	672	109	217	374	43	9	32	94	34	68	12	9
Pascual	.181	36	94	3	17	24	7	0	0	8	8	9	0	1
Perry	.154	41	13	0	2	1	0	0	0	0	2	4	0	0
Pleis	.250	47	8	2	1	1	0	0	0	0	1	2	0	0
Power	.222	19	45	6	10	12	2	0	0	1	1	3	0	1
Reese	.000	10	7	0	0	0	0	0	0	0	0	1	0	1
Roland	.148	30	27	2	4	4	0	0	0	0	0	11	0	0
Rollins	.270	148	596	87	161	242	25	10	12	68	53	80	2	12
Shifflett	.000	10	4	0	0	0	0	0	0	0	0	2	0	0
Siebler	.9	0	0	0	0	0	0	0	0	0	0	0	0	0
Snyder	.155	26	71	3	11	16	2	0	1	9	4	11	0	4
Stange	.040	14	25	1	1	1	0	0	0	2	5	14	0	1
Stigman	.101	32	69	2	7	9	2	0	0	2	3	4	0	1
Versalles	.259	160	659	94	177	284	33	10	20	64	42	88	14	5
Ward	.226	12	31	4	7	9	2	0	0	6	6	13	0	0
Whitby	.000	4	1	0	0	0	0	0	0	0	0	2	0	0
Worthington	.063	4	16	2	1	1	0	0	0	0	0	2	0	0
Zimmerman	.200	63	120	6	24	27	3	0	0	12	10	15	0	6
Totals	.252	163	5610	737	1413	2395	227	46	221	707	553	1019	46	120

PITCHING: (5TH IN A.L.)

PLAYER	W	L	ERA	G	GS	CG	SHO	SV	IP	H	R	ER	HR	BB	SO
Arrigo	7	4	3.86	41	12	2	1	0	105.1	97	48	45	11	45	96
Boswell	2	0	4.30	4	4	0	0	0	23.1	21	11	11	4	12	25
Dailey	1	2	8.40	14	0	0	0	0	15.1	23	16	14	3	18	6
Dotter	0	0	2.25	3	0	0	0	0	4.1	3	2	1	1	3	6
Fischer	0	1	7.71	9	0	0	0	0	7.1	16	6	6	2	4	2
Fosnow	0	1	10.64	7	0	0	0	0	10.2	13	13	13	3	8	9
Grant	11	9	2.82	26	23	10	1	1	166.0	162	73	52	21	36	75
Kaat	17	11	3.22	36	34	13	0	0	243.0	231	100	87	23	60	171
Klippstein	0	4	1.96	33	0	0	0	2	46.1	44	12	10	4	20	39
Nieson	0	0	4.50	2	0	0	0	0	2.0	4	1	1	0	1	5
Pascual	15	12	3.30	36	36	14	0	0	267.1	245	121	98	30	98	213
Perry	6	3	3.46	42	0	0	0	1	65.1	61	26	25	7	23	55
Pleis	4	1	3.88	47	0	0	0	2	50.2	43	23	22	6	31	42
Roland	2	6	4.12	30	13	1	0	2	94.1	76	48	43	12	55	63
Shifflett	0	2	4.50	10	0	0	0	1	17.2	22	9	9	1	7	8
Siebler	0	0	4.91	9	0	0	0	0	11.0	10	6	6	1	6	10
Stange	3	6	4.73	14	11	2	0	0	79.2	78	45	42	13	19	54
Stigman	6	15	4.03	32	29	5	1	0	190.0	160	94	85	31	70	159
Whitby	0	0	9.00	4	0	0	0	0	6.1	8	6	6	3	1	2
Worthington	5	6	1.38	41	0	0	0	14	72.1	47	18	11	4	28	59
Totals	79	83	3.57	163	47	4	24	1478.1	1361	678	587	181	545	1099	

YEAR TO YEAR

1965 TWINS' STATISTICS

BATTING: (1ST IN A.L.)

PLAYER	AVG	G	AB	R	H	TB	2B	3B	HR	RBI	BB	SO	SB	GDP
Allen	.231	19	39	2	9	11	2	0	0	6	6	8	0	0
Allison	.233	135	438	79	102	195	14	5	23	78	73	114	10	5
Battley	.297	131	394	36	117	161	22	2	6	60	50	23	0	7
Boswell	.316	36	38	7	12	14	0	1	0	1	1	6	0	1
Cimino		1	0	0	0	0	0	0	0	0	0	0	0	0
Fosnow	.000	29	5	0	0	0	0	0	0	0	0	4	0	0
Grant	.155	50	97	13	15	22	3	2	0	8	7	27	0	1
Hall	.285	148	522	81	149	242	25	4	20	86	51	79	14	6
Kaat	.247	56	93	6	23	30	4	0	1	9	3	29	2	1
Killebrew	.269	113	401	78	108	201	16	1	25	75	72	69	0	10
Kundall	.196	125	342	41	67	99	12	1	6	36	36	97	2	6
Klipstein	.000	56	8	0	0	0	0	0	0	0	0	3	0	0
Kosco	.236	23	55	2	13	20	2	0	0	6	1	15	0	0
Kostro	.105	20	31	2	5	7	2	0	0	1	4	5	0	1
Merritt	.136	16	22	1	3	3	0	0	0	3	2	14	0	0
Mincher	.251	128	346	43	87	176	17	3	22	65	49	73	1	3
Nelson	.111	28	9	0	1	1	0	0	0	0	0	5	0	0
Nossek	.218	87	170	19	37	52	9	0	2	16	7	22	2	5
Oliva	.321	149	576	107	185	283	40	5	16	98	55	64	19	8
Pascual	.200	27	60	7	12	19	1	0	2	8	2	8	0	2
Perry	.170	36	53	3	9	12	1	1	0	3	1	16	0	0
Pleis	.000	41	7	0	0	0	0	0	0	0	0	3	0	0
Quilici	.208	56	149	16	31	38	5	1	0	7	15	33	1	4
Reese	.286	14	7	1	2	3	1	0	0	2	2	2	0	0
Roggenburk	.000	12	7	0	0	0	0	0	0	0	0	1	0	0
Rollins	.249	140	469	59	117	156	22	1	5	32	37	54	4	13
Sevcik	.063	12	16	1	1	2	1	0	0	0	1	5	0	1
Siebler	.000	7	1	0	0	0	0	0	0	0	0	1	0	0
Stigman	.133	33	15	0	2	3	1	0	0	0	0	7	0	0
Iovar	.208	18	25	3	5	6	1	0	0	2	2	3	2	0
Uhlender	.182	13	22	1	4	4	0	0	0	1	0	2	1	0
Valdespino	.261	108	245	38	64	79	8	2	1	22	20	28	7	5
Versalles	.273	160	666	126	182	308	45	12	19	77	41	122	27	7
Worthington	.111	62	10	1	1	1	0	0	0	2	4	0	0	0
Zimmerman	.214	83	154	8	33	39	1	1	1	11	12	23	0	6
Totals	.254	162	5488	774	1396	2187	257	42	150	711	554	968	92	93

PITCHING: (3RD IN A.L.)

PLAYER	W	L	ERA	G	GS	CG	SHO	SV	IP	H	R	ER	HR	BB	SO
Boswell	6	5	3.40	27	12	1	0	0	106.0	77	43	40	20	46	85
Cimino	0	0	0.00	1	0	0	0	0	1.0	0	0	0	0	0	0
Fosnow	3	3	4.40	29	0	0	0	1	46.2	33	29	23	7	25	35
Grant	21	7	3.30	41	39	14	6	2	270.2	252	107	98	34	61	142
Kaat	18	11	3.83	45	42	7	2	0	284.1	267	121	82	25	63	154
Klipstein	9	3	2.25	56	0	0	0	3	76.1	59	22	19	8	31	59
Kundall	5	4	3.16	16	9	1	0	2	76.2	68	29	27	11	20	61
Nelson	0	4	4.09	28	3	0	0	3	54.2	57	29	25	7	23	31
Pascual	9	3	3.35	27	27	5	1	0	156.0	126	67	58	12	63	96
Perry	12	7	2.63	36	19	4	2	0	167.2	142	57	49	18	47	88
Pleis	4	4	3.00	41	2	0	0	2	51.1	49	20	17	3	27	33
Roggenburk	1	0	3.43	12	0	0	0	0	21.0	21	10	8	1	12	6
Siebler	0	0	4.20	7	1	0	0	0	15.0	11	7	7	2	11	15
Stigman	4	2	4.37	33	8	0	0	4	70.0	59	34	34	14	33	70
Worthington	10	7	2.14	62	0	0	0	14	80.1	57	25	19	4	41	59
Totals	102	60	3.14	162	32	12	31	1457.1	1278	600	508	166	503	934	

1966 TWINS' STATISTICS

BATTING: (3RD IN A.L.)

PLAYER	AVG	G	AB	R	H	TB	2B	3B	HR	RBI	BB	SO	SB	GDP
Allen	.238	101	319	34	76	111	18	1	5	30	26	40	2	10
Allison	.220	70	168	34	37	69	6	1	8	19	30	34	6	2
Battley	.255	115	364	30	93	119	12	1	4	34	43	30	4	15
Boswell	.143	32	63	4	9	10	1	0	0	3	0	18	0	2
Cimino	.000	35	6	0	0	0	0	0	0	0	1	4	0	0
Clark	1.000	5	1	1	1	1	0	0	0	1	0	0	0	0
Grant	.192	35	78	5	15	20	5	0	0	10	3	23	0	3
Hall	.239	120	356	52	85	160	7	4	20	47	33	66	1	14
Kaat	.195	47	118	12	23	33	2	1	2	13	5	41	0	0
Keller	.000	3	1	0	0	0	0	0	0	0	0	0	0	0
Killebrew	.281	166	568	86	160	306	27	1	39	110	103	98	0	12
Klipstein	.000	26	3	0	0	0	0	0	0	0	0	3	0	0
Kosco	.222	57	158	11	35	46	5	0	2	13	7	31	0	4
Merritt	.103	31	39	2	4	5	1	0	0	1	4	16	0	1
Mincher	.251	139	431	53	108	180	30	0	14	62	58	68	3	13
Mitterwald	.200	3	5	1	1	1	0	0	0	0	0	0	0	0
Nixon	.260	51	96	5	25	29	2	1	0	7	7	13	0	2
Nossek		4	0	0	0	0	0	0	0	0	0	0	0	0
Oliva	.307	159	622	99	191	312	32	7	25	87	42	72	13	16
Ollum	.000	3	2	0	0	0	0	0	0	0	0	1	0	0
Pascual	.216	21	37	3	8	9	1	0	1	7	5	0	0	3
Perry	.220	33	58	5	13	20	4	0	1	7	5	18	0	0
Pleis	.000	8	0	0	0	0	0	0	0	0	0	1	0	0
Reese	.000	3	2	0	0	0	0	0	0	0	0	2	0	0
Roggenburk		12	0	0	0	0	0	0	0	0	0	0	0	0
Roland		1	0	0	0	0	0	0	0	0	0	0	0	0
Rollins	.245	90	269	30	66	105	7	1	10	40	13	34	0	9
Siebler	.000	23	11	0	0	0	0	0	0	0	2	6	0	0
Iovar	.260	134	465	57	121	156	19	5	2	41	44	50	16	7
Uhlender	.226	105	367	39	83	105	12	2	2	22	27	33	10	4
Valdespino	.176	52	108	11	19	28	1	1	2	9	4	24	2	5
Versalles	.249	137	543	73	135	188	20	6	7	36	40	85	10	11
Worthington	.273	65	11	2	3	6	3	0	0	3	0	6	0	0
Zimmerman	.252	60	119	11	30	39	4	1	1	15	15	23	0	4
Totals	.249	162	5390	663	1341	2058	219	33	144	611	513	844	67	138

1966 TWINS' STATISTICS

PITCHING: (2ND IN A.L.)

PLAYER	W	L	ERA	G	GS	CG	SHO	SV	IP	H	R	ER	HR	BB	SO
Boswell	12	5	3.14	28	21	8	1	0	169.1	120	66	59	19	65	173
Cimino	2	5	2.91	35	10	0	0	3	64.2	53	27	21	4	30	57
Grant	13	13	3.26	35	35	10	3	0	249.0	248	104	90	23	49	110
Kaaf	25	13	2.74	41	41	19	3	0	304.2	271	114	83	29	55	205
Keller	0	0	5.40	2	0	0	0	0	5.1	7	4	3	1	1	1
Klipstein	1	1	3.38	26	0	0	0	3	40.0	35	15	15	2	20	26
Merritt	7	14	3.38	31	18	5	1	3	144.0	112	57	54	17	33	124
Ollum	0	0	3.60	3	1	0	0	0	10.0	6	4	4	1	1	11
Pascual	8	6	4.89	21	19	2	0	0	103.0	113	63	56	9	30	56
Perry	11	7	2.54	33	25	8	1	0	184.0	149	61	52	17	53	122
Pleis	1	2	2.00	8	0	0	0	0	9.1	5	6	2	1	4	9
Roggenburk	1	2	6.00	12	0	0	0	1	12.1	14	8	8	4	10	3
Roland	0	0	0.00	1	0	0	0	0	2.0	0	0	0	0	0	0
Siebler	2	2	3.42	23	0	0	0	0	49.2	47	26	18	6	14	24
Worthington	2	3	2.47	65	0	0	0	11	91.1	66	26	25	6	27	93
Totals	89	73	3.13	162	52	11	22	1438.2	1246	581	501	139	382	1015	

1967 TWINS' STATISTICS

BATTING: (4TH IN A.L.)

PLAYER	AVG	G	AB	R	H	TB	2B	3B	HR	RBI	BB	SO	SB	GDP
Allison	.258	153	496	73	128	233	21	6	24	75	74	114	6	5
Batthey	.165	48	109	6	18	23	3	1	0	8	13	24	0	4
Bond	.313	10	16	4	5	9	1	0	1	5	3	1	0	0
Boswell	.219	44	73	12	16	23	2	1	1	3	1	26	0	2
Carew	.292	137	514	66	150	210	22	7	8	51	37	91	5	12
Chance	.033	41	92	2	3	3	0	0	0	0	0	7	58	0
Clark	.167	20	60	7	10	21	3	1	2	11	4	9	0	3
Grant	.179	27	28	6	5	5	0	0	0	0	1	2	0	1
Herdy	.375	11	28	1	3	6	0	0	1	2	1	1	0	0
Hernandez	.143	79	28	1	3	4	0	0	0	0	6	0	0	0
Izquierdo	.289	16	26	4	7	9	2	0	0	0	2	2	0	0
Kaaf	.172	45	99	7	17	25	3	1	1	4	7	26	0	2
Kelly	.000	8	1	1	0	0	0	0	0	0	0	1	0	0
Killebrew	.269	163	547	105	147	305	24	1	44	113	131	111	4	16
Kline	.000	54	5	0	0	0	0	0	0	0	0	3	0	0
Kosco	.143	9	28	4	4	5	1	0	0	4	2	4	0	1
Kostro	.323	32	31	4	10	10	0	0	0	2	3	2	0	2
Merritt	.135	37	74	4	10	13	3	0	0	2	7	33	0	2
Nelson	.000	1	0	0	0	0	0	0	0	0	0	0	0	0
Nettles	.333	3	3	0	1	2	1	0	0	0	0	0	0	0
Nixon	.235	74	170	16	40	51	6	1	1	22	18	29	0	4
Olin	.289	146	557	76	161	258	34	6	17	83	44	61	11	9
Ollum	.200	21	5	0	1	1	0	0	0	0	0	1	0	0
Perry	.190	39	42	2	8	12	0	0	1	7	0	6	0	2
Quilici	.105	23	19	2	2	3	1	0	0	0	3	4	0	1
Reese	.248	95	101	13	25	42	5	0	4	20	8	17	0	1
Roland	.000	25	3	0	0	0	0	0	0	0	1	0	0	0
Rollins	.245	109	339	31	83	116	11	2	6	39	27	58	1	10
Siebler	.000	2	0	0	0	0	0	0	0	0	0	0	0	0
Tovar	.267	164	649	98	173	237	32	7	6	47	46	51	19	8
Uhlhaender	.258	133	415	41	107	158	19	7	6	49	13	45	4	4
Valdespino	.165	99	97	9	16	21	2	0	1	3	5	22	3	1
Versalles	.200	160	381	63	116	164	16	7	6	50	33	113	5	0
Worthington	.000	59	0	0	0	0	0	0	0	0	1	5	0	0
Zimmerman	.167	104	234	13	39	45	3	0	1	12	22	49	0	8
Totals	.240	164	5458	671	1309	2014	216	48	131	619	512	976	55	114

PITCHING: (2ND IN A.L.)

PLAYER	W	L	ERA	G	GS	CG	SHO	SV	IP	H	R	ER	HR	BB	SO
Boswell	14	12	3.27	37	32	11	3	0	222.2	162	84	81	14	107	204
Chance	20	14	2.73	41	39	18	5	1	283.2	244	109	86	17	68	220
Grant	5	6	4.74	27	14	2	0	0	95.1	121	56	50	10	17	50
Kaaf	16	13	3.05	42	38	13	2	0	263.1	269	110	89	21	42	211
Kline	7	1	3.75	54	0	0	0	5	71.2	71	33	30	10	15	36
Merritt	13	7	2.53	37	28	11	4	0	227.2	196	72	64	21	30	161
Nelson	0	0	54.00	1	0	0	0	0	0.1	3	2	2	1	0	0
Ollum	0	1	5.40	21	2	0	0	0	35.0	33	24	21	4	11	17
Perry	8	7	3.02	37	11	3	2	0	130.2	123	51	44	8	50	94
Roland	0	1	3.00	25	0	0	0	2	35.2	33	12	12	3	17	16
Siebler	0	0	3.00	2	0	0	0	0	3.0	4	1	1	0	1	0
Worthington	8	9	2.84	59	0	0	0	16	92.0	77	36	29	6	38	80
Totals	91	71	3.14	164	58	18	24	1461.0	1336	590	509	115	396	1089	

1968 TWINS' STATISTICS

BATTING: (2ND IN A.L.)

PLAYER	AVG	G	AB	R	H	TB	2B	3B	HR	RBI	BB	SO	SB	GDP
Allison	.247	145	469	63	116	214	16	8	22	52	52	98	9	16
Boswell	.233	37	60	9	14	22	3	1	1	4	2	24	0	1
Carew	.273	127	461	46	126	160	27	2	1	42	26	71	12	11
Chance	.054	43	93	0	5	5	0	0	0	3	3	63	0	0
Clark	.185	104	227	14	42	52	5	1	1	13	16	44	3	2
Hall	.000	11	9	2	0	0	0	0	0	0	0	0	0	0
Hernandez	.176	83	199	13	35	44	3	0	2	17	9	52	5	3
Holt	.208	70	196	9	22	26	2	1	0	8	4	20	0	3
Kaaf	.156	36	77	7	12	15	3	0	0	5	2	18	0	2
Keller	.000	8	1	0	0	0	0	0	0	0	0	1	0	0
Kelly	.114	12	31	0	4	9	2	0	0	2	3	10	0	1
Killebrew	.210	100	295	40	62	124	7	2	17	40	70	70	0	13
Kostro	.241	63	108	9	26	32	4	1	0	9	6	20	0	2
Look	.246	59	118	7	29	33	4	0	0	9	20	24	0	5
Merritt	.141	38	71	1	10	12	2	0	0	1	5	22	0	2
Miller	.143	45	7	0	1	1	0	0	0	0	3	3	0	0
Mitterwald	.206	11	34	1	7	8	1	0	0	1	3	8	0	1

YEAR TO YEAR

1968 TWINS' STATISTICS

PLAYER	AVG	G	AB	R	H	TB	2B	3B	HR	RBI	BB	SO	SB	GDP
Morris	.000	3	3	1	0	0	0	0	0	0	0	1	0	0
Nettles	.224	22	76	13	17	36	2	1	5	8	7	20	0	2
Oliva	.289	128	470	54	136	224	24	5	18	68	45	61	10	10
Perranoski	.000	66	47	0	0	0	0	0	0	0	0	3	0	0
Perry	.145	32	42	4	6	13	1	0	2	5	2	12	0	1
Quilico	.245	97	229	22	56	78	11	4	1	22	21	45	0	5
Reese	.269	126	332	40	86	117	15	2	4	28	18	36	3	6
Renick	.216	42	97	16	21	39	5	2	3	13	9	42	0	2
Roland	.000	29	8	0	0	0	0	0	0	1	1	4	0	0
Rollins	.241	93	203	14	49	72	5	0	6	30	10	34	3	6
Roseboro	.216	135	380	31	82	118	12	0	8	39	46	57	2	7
Stephen	.000	2	3	0	0	0	0	0	0	0	0	1	0	0
Tovar	.272	157	613	89	167	228	31	6	6	47	34	41	35	2
Uhlender	.283	140	488	52	138	190	21	5	7	52	28	46	16	3
Worthington	.000	54	7	0	0	0	0	0	0	0	0	5	0	0
Zimmerman	.111	24	45	3	5	6	1	0	0	2	3	10	0	0
Totals	.237	162	5373	562	1274	1878	207	41	105	522	445	966	98	106

PITCHING: (6TH IN A.L.)

PLAYER	W	L	ERA	G	GS	CG	SHO	SV	IP	H	R	ER	HR	BB	SO
Boswell	10	13	3.32	34	28	7	2	0	190.0	148	79	70	19	87	143
Chance	16	16	2.53	43	39	15	6	0	292.0	224	96	82	15	63	234
Hall	2	1	2.40	8	4	0	0	0	29.2	27	15	8	1	12	18
Kaat	14	12	2.94	30	29	9	2	0	208.0	192	78	68	16	40	130
Keeler	0	1	0.0	1	0	0	0	0	16.0	18	6	5	2	4	11
Merritt	12	16	3.25	38	34	11	1	1	238.1	207	102	86	21	52	181
Miller	0	3	2.75	45	0	0	0	2	72.1	65	26	22	1	24	41
Morris	0	1	1.64	3	2	0	0	0	10.2	11	5	2	0	4	6
Perranoski	8	7	3.10	66	0	0	0	5	87.0	86	36	30	5	38	65
Perry	8	6	2.27	32	18	3	2	1	139.0	113	37	35	8	26	69
Roland	4	1	3.48	28	4	1	0	0	61.2	55	33	24	3	24	36
Stephen	1	1	4.91	2	2	0	0	0	11.1	11	7	6	0	7	4
Tovar	0	0	0.00	1	1	0	0	0	1.0	0	0	0	0	1	1
Worthington	4	5	2.72	54	0	0	0	17	76.1	67	26	23	0	32	57
Totals	79	83	2.89	162	46	14	26	1433.1	1224	546	461	92	414	996	

1969 TWINS' STATISTICS

BATTING: (1ST IN A.L.)

PLAYER	AVG	G	AB	R	H	TB	2B	3B	HR	RBI	BB	SO	SB	GDP
Allison	.228	81	189	18	43	79	8	2	8	27	29	39	2	8
Boswell	.170	40	94	7	16	26	2	1	2	9	2	29	0	3
Brandon	.000	3	1	0	0	0	0	0	0	0	1	0	0	0
Cardenas	.280	160	578	67	162	224	24	4	10	70	66	96	5	19
Carew	.332	123	458	79	152	214	30	4	8	56	37	72	19	7
Chance	.042	20	24	1	1	1	0	0	0	1	2	19	0	0
Clark	.125	5	8	0	1	1	0	0	0	0	0	0	0	1
Crider	.444	21	33	3	4	6	2	0	0	0	2	0	0	0
Dempsey	.500	5	5	1	3	4	1	0	0	0	0	0	0	0
Grzenda	.000	38	5	0	0	0	0	0	0	0	2	3	0	0
Hall	.186	32	43	5	8	9	1	0	0	0	4	14	0	0
Hill	.000	16	2	4	0	0	0	0	0	0	0	1	1	0
Holt	.357	12	14	3	5	8	0	0	1	2	0	4	0	0
Kaat	.207	43	87	8	18	32	8	0	2	10	4	20	0	0
Killebrew	.276	162	555	106	153	324	20	2	49	140	145	84	8	16
Koistro	.000	2	2	0	0	0	0	0	0	0	0	1	0	0
Manuel	.207	83	164	14	34	46	6	0	2	24	28	33	1	3
Miller	.000	31	0	0	0	0	0	0	0	0	0	17	0	0
Mitterwald	.0	257	69	187	18	48	71	8	0	5	13	17	47	6
Morris	.000	3	0	0	0	0	0	0	0	0	0	0	0	0
Nash	.222	6	9	0	2	2	0	0	0	0	1	2	0	0
Nettles	.222	96	225	27	50	84	9	2	7	26	32	47	1	6
Oliva	.309	153	637	97	197	316	39	4	24	101	45	66	10	10
Perranoski	.083	75	24	1	2	2	0	0	0	1	2	14	0	1
Perry	.172	47	93	8	16	21	3	1	0	7	3	24	0	5
Quilico	.174	118	144	19	25	36	3	1	2	12	24	22	2	2
Reese	.322	132	419	52	135	215	24	4	16	69	23	57	1	6
Renick	.245	71	139	21	34	52	3	0	5	17	12	32	0	4
Roseboro	.263	115	361	33	95	116	12	0	3	32	39	44	5	6
Tischinski	.191	37	47	2	9	9	0	0	0	2	8	8	0	0
Tovar	.288	158	535	99	154	222	25	5	11	52	37	37	45	7
Uhlender	.273	152	554	93	151	197	18	2	8	62	44	52	15	3
Walters	.0	6	0	0	0	0	0	0	0	0	0	0	0	0
Woodson	.074	44	27	3	2	2	0	0	0	0	2	16	0	0
Worthington	.000	46	5	0	0	0	0	0	0	0	0	4	0	0
Zapp	.000	4	1	0	0	0	0	0	0	0	0	0	0	0
Totals	.268	162	5677	790	1520	2319	246	32	163	733	599	906	115	114

PITCHING: (3RD IN A.L.)

PLAYER	W	L	ERA	G	GS	CG	SHO	SV	IP	H	R	ER	HR	BB	SO
Boswell	20	12	3.23	39	38	10	0	0	256.1	215	105	92	18	99	190
Brandon	0	0	3.00	3	0	0	0	0	3.1	5	3	1	1	3	1
Chance	5	4	2.97	20	15	1	0	0	88.1	76	39	29	6	35	90
Crider	1	0	4.66	21	1	0	0	1	28.2	31	15	15	3	15	16
Grzenda	4	1	3.86	38	0	0	0	3	48.2	52	23	21	4	17	24
Hall	8	7	3.32	31	18	5	2	0	140.2	129	63	52	12	50	92
Kaat	14	13	3.50	40	32	10	0	1	242.1	252	114	94	23	75	139
Miller	5	5	3.03	48	11	1	0	3	119.1	118	42	40	9	32	57
Morris	0	1	5.40	3	1	0	0	0	5.1	5	4	3	1	4	1
Perranoski	9	10	2.10	75	0	0	0	31	119.2	85	32	28	4	52	62
Perry	20	6	2.82	46	36	12	3	0	261.2	244	87	82	18	66	153
Walters	0	0	5.14	6	0	0	0	0	6.2	6	4	4	1	3	2
Woodson	7	0	3.68	44	10	0	0	0	110.9	99	49	45	11	49	86
Worthington	4	1	4.57	46	0	0	0	3	61.0	65	31	31	7	20	51
Zapp	0	0	7.20	4	0	0	0	0	5.1	6	7	4	1	4	2
Totals	97	65	3.24	162	41	8	43	1497.2	1388	618	539	119	524	906	

1970 TWINS' STATISTICS

BATTING: (1ST IN A.L.)

PLAYER	AVG	G	AB	R	H	TB	2B	3B	HR	RBI	BB	SO	SB	GDP
Allison	.208	47	72	15	15	23	5	0	1	7	14	20	1	2
Alyea	.291	94	258	34	75	137	32	0	16	61	28	51	3	12
Barber	.000	19	2	0	0	0	0	0	0	0	0	0	0	0
Blyleven	.140	27	50	2	7	7	0	0	0	1	1	25	0	0
Boswell	.160	20	25	0	4	5	1	0	0	0	0	11	0	0
Brye	.182	9	11	1	2	3	1	0	0	2	2	4	0	0
Cardenas	.247	160	588	67	145	220	34	4	11	65	42	101	2	11
Carew	.366	51	191	27	70	100	12	3	4	28	11	28	4	1
Dempsey	.000	5	7	1	0	0	0	0	0	1	1	4	0	1
Hall	.182	53	44	4	8	8	0	0	0	1	0	9	0	1
Hamm	.000	10	1	0	0	0	0	0	0	0	0	0	0	0
Haydel	.667	4	3	2	2	2	1	0	1	1	0	1	0	0
Hill	.091	27	22	8	2	2	0	0	0	0	0	6	0	0
Holt	.286	142	319	37	85	109	9	3	3	40	17	32	3	9
Kaat	.197	86	127	17	15	19	1	0	1	8	6	20	0	2
Killebrew	.271	157	527	96	143	288	20	1	41	113	128	84	0	28
Manuel	.188	59	64	4	12	15	0	0	1	7	6	17	0	1
Mendoza	.188	16	16	2	3	3	0	0	0	2	0	1	0	0
Mitterwald	.222	117	369	36	82	143	12	2	15	46	34	84	3	11
Nash	.250	4	4	1	1	1	0	0	0	2	1	1	0	0
Nettles	.250	13	20	3	5	5	0	0	0	1	5	0	0	0
Oliva	.325	157	628	96	204	323	36	7	23	107	38	67	5	16
Perranoski	.042	67	24	0	1	1	0	0	0	0	0	15	0	0
Perry	.247	41	97	9	24	31	4	0	1	6	1	14	0	1
Quilici	.227	111	141	19	32	41	3	0	2	12	15	16	0	6
Ratliff	.268	68	146	13	40	66	7	2	5	22	15	31	0	1
Reese	.261	153	500	63	131	186	15	5	10	56	48	70	5	6
Renick	.229	81	179	20	41	70	8	0	7	25	22	28	0	6
Thompson	.219	96	302	25	66	75	9	0	0	22	7	39	0	6
Triant	.406	18	32	7	13	17	4	0	0	4	1	6	1	0
Tischinski	.196	24	46	6	9	12	0	0	1	2	9	6	0	1
Tovar	.300	161	650	120	195	287	36	13	10	54	52	47	30	9
Williams	.000	68	19	0	0	0	0	0	0	0	0	13	0	0
Woodson	.000	21	2	0	0	0	0	0	0	0	0	0	0	0
Zepp	.136	43	44	3	6	6	0	0	0	1	31	0	0	0
Totals	.262	162	5483	744	1438	2209	230	41	153	694	501	905	57	132

PITCHING: (2ND IN A.L.)

PLAYER	W	L	ERA	G	GS	CG	SHO	SV	IP	H	R	ER	HR	BB	SO
Barber	0	0	4.67	18	0	0	0	2	27.1	26	14	14	1	18	14
Blyleven	10	9	3.18	27	25	5	1	0	164.0	143	66	58	17	47	135
Boswell	3	7	6.39	18	15	0	0	0	68.2	80	55	49	12	44	45
Hall	11	6	2.55	52	11	1	0	4	155.1	94	46	44	11	66	184
Hamm	0	2	5.63	10	0	0	0	0	16.1	17	10	10	3	7	4
Haydel	2	0	3.00	14	0	0	0	0	9.0	7	3	3	2	4	4
Kaat	14	10	3.36	45	34	4	0	0	230.7	244	110	91	26	58	120
Perranoski	7	8	2.43	67	0	0	0	34	111.0	108	38	30	7	42	55
Perry	24	12	3.03	40	40	13	4	0	278.2	258	112	94	20	57	168
Triant	7	3	3.39	18	17	2	1	0	92.2	84	36	35	12	41	50
Williams	10	1	1.99	68	0	0	0	15	113.1	85	34	25	8	32	76
Woodson	1	2	3.77	21	0	0	0	1	30.2	29	18	13	2	19	22
Zepp	9	4	3.22	43	20	1	1	2	151.0	154	63	54	9	51	64
Totals	98	64	3.23	162	162	26	12	58	1448.1	1329	605	520	130	486	940

1971 TWINS' STATISTICS

BATTING: (2ND IN A.L.)

PLAYER	AVG	G	AB	R	H	TB	2B	3B	HR	RBI	BB	SO	SB	GDP
Alyea	.177	79	158	13	28	38	4	0	2	15	24	38	1	7
Barber	.000	38	5	0	0	0	0	0	0	0	0	2	0	0
Blyleven	.132	38	12	3	13	13	0	0	0	2	1	37	0	0
Braun	.254	128	343	51	87	118	12	2	5	35	48	50	8	8
Brye	.224	28	107	10	24	34	1	0	3	11	7	15	3	4
Campisi	.000	6	0	0	0	0	0	0	0	0	0	0	0	0
Cardenas	.264	153	554	59	146	233	25	4	18	75	51	69	3	16
Carew	.307	147	577	88	177	219	16	10	2	48	45	81	6	23
Corbin	.206	52	34	3	7	7	0	0	0	2	2	17	0	0
Dempsey	.308	6	13	2	4	5	1	0	0	1	1	1	0	1
Gebhard	.000	17	0	0	0	0	0	0	0	0	0	0	0	0
Hall	.265	49	34	5	9	10	1	0	0	1	1	5	0	1
Hamm	.273	13	11	1	1	1	0	0	0	0	0	0	0	0
Haydel	.333	31	3	0	1	1	0	0	0	0	0	1	0	0
Holt	.269	126	340	35	88	108	11	3	1	28	16	28	5	11
Kaat	.161	54	93	6	15	18	3	0	0	5	2	16	2	0
Killebrew	.254	147	500	61	127	232	19	1	28	119	114	96	3	21
Luebber	.063	19	19	0	1	1	0	0	0	0	0	7	0	0
Manuel	.125	18	16	1	2	3	1	0	0	1	1	8	0	0
Mitterwald	.250	125	388	38	97	151	13	1	13	44	39	104	3	9
Nettles	.250	17	168	17	42	67	5	1	6	24	19	24	3	2
Oliva	.337	126	487	73	164	266	30	3	22	81	25	44	4	21
Perranoski	.000	36	3	0	0	0	0	0	0	0	0	1	0	0
Perry	.185	40	92	10	17	17	0	0	0	5	7	18	0	4
Powell	.161	20	31	7	5	8	0	0	1	2	3	12	0	1
Ratliff	.159	21	44	3	7	14	1	0	2	4	4	17	0	0
Reese	.219	120	328	40	72	116	8	3	2	39	20	35	7	9
Renick	.222	27	45	4	10	15	2	0	1	8	5	14	0	1
Roof	.241	31	87	6	21	25	4	0	0	6	8	18	0	6
Soderholm	.156	21	64	9	10	17	4	0	1	4	10	17	0	1
Strickland	.000	24	1	0	0	0	0	0	0	0	1	0	0	0
Thomas	.267	23	30	4	8	9	1	0	0	2	4	3	0	0
Thompson	.263	48	57	10	15	17	2	0	0	7	7	12	0	5
Tischinski	.130	21	23	0	3	5	2	0	0	2	1	4	0	2
Tovar	.311	157	657	94	204	242	29	3	1	45	45	39	18	5
Williams	.000	46	10	1	0	0	0	0	0	0	1	8	0	0
Totals	.260	160	5414	654	1406	2013	197	31	116	618	512	846	66	158

1971 TWINS' STATISTICS

PITCHING: (11TH IN A.L.)

PLAYER	W	L	ERA	G	GS	CG	SHO	SV	IP	H	R	ER	HR	BB	SO
Barber	1	0	6.00	4	2	0	0	0	11.2	8	9	8	2	13	4
Bylieven	16	15	2.82	38	38	17	5	0	278.1	267	95	87	21	59	224
Carpis	0	0	4.50	6	0	0	0	0	4.1	5	2	2	1	4	2
Corbin	8	11	4.11	52	11	2	0	3	140.1	141	74	64	19	70	83
Gebhard	1	2	3.00	17	0	0	0	0	18.0	17	6	6	0	11	13
Hall	4	7	3.32	48	11	0	0	9	129.2	104	54	48	13	58	137
Hamn	2	4	6.75	13	8	1	0	0	44.0	55	33	33	7	18	16
Haydel	4	2	4.28	31	0	0	0	1	40.0	33	19	19	3	20	29
Kaat	13	14	3.32	39	38	15	4	0	260.1	275	104	96	16	47	137
Luebber	2	5	5.03	18	12	0	0	1	68.0	73	42	38	7	37	35
Perranoski	1	4	6.70	36	0	0	0	5	42.2	60	39	32	2	28	21
Perry	17	17	4.23	40	39	8	0	1	270.0	263	135	127	39	102	126
Strickland	1	0	1.45	24	0	0	0	1	31.1	20	14	5	2	18	21
Williams	4	5	4.15	46	1	0	0	4	78.0	83	44	36	7	44	47
Totals	74	86	3.81	160	43	9	25	1416.2	1384	670	600	139	529	895	

1972 TWINS' STATISTICS

BATTING: (4TH IN A.L.)

PLAYER	AVG	G	AB	R	H	TB	2B	3B	HR	RBI	BB	SO	SB	GDP
Adams	.333	3	6	0	2	2	0	0	0	0	0	1	0	0
Bylieven	.160	39	94	9	15	17	2	0	0	6	2	36	0	1
Borgmann	.234	56	175	11	41	54	4	0	3	14	25	25	0	4
Braun	.289	121	402	40	116	143	21	0	2	50	45	38	4	14
Brye	.241	100	253	18	61	76	9	3	0	12	17	38	3	5
Carew	.318	142	535	61	170	203	21	6	0	51	43	60	12	11
Corbin	.082	34	49	1	4	5	1	0	0	2	2	19	0	1
Darwin	.267	145	513	48	137	227	20	2	22	80	38	145	2	24
Dempsey	.200	25	40	0	8	9	1	0	0	6	8	8	0	2
Gebhard	.160	13	20	0	0	3	0	0	0	0	1	0	0	0
Goltz	.103	15	28	0	0	0	0	0	0	0	1	17	0	0
Granger	.200	63	10	0	2	3	1	0	0	0	0	5	0	0
Guth	.000	3	3	1	0	0	0	0	0	0	0	0	0	0
Holt	.444	10	27	6	12	16	1	0	1	6	0	1	0	1
Kaate	.289	24	45	3	13	22	3	0	2	4	1	16	0	0
Killebrew	.231	139	433	53	100	195	13	2	26	74	94	91	0	16
LaRoche	.091	62	11	2	1	1	0	0	0	0	3	6	0	0
Luebber	.2	0	0	0	0	0	0	0	0	0	0	0	0	0
Manuel	.205	63	122	6	25	33	5	0	1	8	4	16	0	1
Mitterwald	.184	64	163	12	30	39	4	1	1	8	9	37	0	5
Monzon	.273	55	55	13	15	16	1	0	0	5	8	12	1	1
Nettles	.204	102	235	28	48	69	5	2	4	15	32	52	4	5
Oliva	.321	10	28	1	9	10	1	0	0	1	3	5	0	0
Perry	.155	35	71	3	11	12	1	0	0	1	3	14	0	0
Resse	.218	132	197	23	43	65	3	2	5	26	25	27	0	4
Renick	.172	55	93	10	16	30	2	0	4	8	15	25	0	5
Roof	.205	61	146	16	30	52	11	1	3	12	6	27	0	1
Soderholm	.188	93	287	28	54	103	10	0	13	39	19	48	3	6
Strickland	.333	25	3	0	1	1	0	0	0	2	1	2	0	0
Thompson	.276	144	573	54	158	204	22	6	4	48	34	57	3	14
Uvar	.265	141	548	86	145	183	20	6	2	31	39	39	21	6
Woodson	.080	36	88	4	7	7	0	0	0	2	2	38	0	0
Totals	.244	154	5234	537	1277	1800	182	31	93	506	478	905	53	129

PITCHING: (3RD IN A.L.)

PLAYER	W	L	ERA	G	GS	CG	SHO	SV	IP	H	R	ER	HR	BB	SO
Bylieven	17	17	2.73	39	38	11	3	0	287.1	247	93	87	22	69	228
Corbin	8	9	2.61	31	19	5	3	0	161.2	135	56	47	12	53	83
Gebhard	0	1	8.57	13	0	0	0	1	21.0	36	29	20	3	13	13
Goltz	3	3	2.67	15	11	2	0	0	1	91.0	75	30	7	5	26
Granger	4	6	3.00	63	0	0	0	19	88.2	83	42	30	7	28	45
Kaat	10	2	2.07	15	15	5	0	0	113.1	94	36	26	6	20	64
LaRoche	5	7	2.84	62	0	0	0	10	95.1	72	33	30	9	39	79
Luebber	0	0	0.00	2	0	0	0	0	2.1	3	0	0	0	2	1
Norton	0	1	2.81	21	0	0	0	0	32.1	31	14	10	1	14	22
Perry	13	16	3.34	35	35	5	2	0	217.2	191	93	81	14	60	85
Strickland	3	1	2.50	25	0	0	0	3	36.0	28	16	10	7	19	30
Woodson	14	14	2.71	36	36	9	3	0	251.2	193	93	76	19	101	150
Totals	77	77	2.84	154	37	17	34	1399.1	1188	535	441	105	444	838	

TWINS BIGGEST BLOW LEADS

Deficit/Runs	Date	Opponent	Score	Final Score
10	9-28-84	at Cleveland	10-0	10-11
10	7-20-09	at Oakland	12-2	13-14
8, 2x	last 9-27-03	at Detroit	8-0	8-9
7	8-9-67	Washington	7-0	7-9
7	7-31-68	Chicago	8-1	8-12
7	9-28-72	at Oakland	7-0	7-8
7	10-4-81	at Chicago	12-5	12-13
7	7-7-87	at New York	7-0	7-12
7	6-10-01	Pittsburgh	8-1	11-8
7	7-2-11	Milwaukee	7-0	7-8
6, 10x	last 9-24-11 (2)	at Cleveland	6-0	6-7

1973 TWINS' STATISTICS

BATTING: (1ST IN MAJORS)

PLAYER	AVG	G	AB	R	H	TB	2B	3B	HR	RBI	BB	SO	SB	GDP
Adams	.212	55	66	21	14	25	2	0	3	6	17	18	2	2
Bergmann	.265	112	321	46	102	111	2	0	9	6	10	10	0	7
Braun	.283	115	361	46	102	158	28	5	6	42	74	48	4	4
Brye	.263	92	278	39	73	110	9	5	6	33	35	43	3	4
Carew	.350	149	580	98	203	273	30	11	6	62	62	45	41	16
Darwin	.252	145	560	69	141	219	20	2	18	90	46	137	5	22
Hisle	.272	143	545	88	148	230	25	6	15	64	64	128	11	13
Holt	.297	132	441	52	131	195	25	3	11	58	29	43	0	12
Kaat	.000	2	0	1	0	0	0	0	0	0	0	0	0	0
Killebrew	.242	69	248	29	60	86	9	1	5	32	41	59	0	10
Kusick	.250	15	48	4	12	14	2	0	0	4	7	9	0	0
Lis	.245	103	253	37	62	102	11	1	9	25	28	66	0	13
Mitterwald	.259	125	432	50	112	175	15	0	16	64	39	111	3	10
Monson	.224	39	76	16	17	20	1	1	0	4	11	9	1	0
Oliva	.294	146	571	63	166	234	20	0	16	92	45	44	2	13
Reese	.174	22	23	7	4	10	1	1	1	3	6	6	0	0
Roof	.197	47	117	10	23	32	4	1	1	15	13	27	0	4
Soderholm	.297	35	111	22	33	47	7	2	1	9	21	16	1	4
Terrell	.265	124	438	43	116	138	15	2	1	32	21	56	13	4
Thompson	.225	99	347	29	78	98	13	2	1	36	16	41	1	11
Walton	.177	37	96	13	17	32	1	1	4	8	17	28	0	3
Totals	.270	162	5625	738	1521	2209	240	44	120	688	598	954	87	150

PITCHING: (6TH IN A.L.)

PLAYER	W	L	ERA	G	GS	CG	SHO	SV	IP	H	R	ER	HR	BB	SO
Albury	1	0	2.74	14	0	0	0	0	23.1	13	7	7	1	19	13
Bane	0	5	4.95	23	6	0	0	2	60.1	62	40	33	5	30	42
Blyleven	20	17	2.52	40	40	25	9	0	325.0	296	109	91	16	67	258
Campbell	3	3	3.11	28	2	0	0	7	51.2	44	20	18	5	20	42
Corbin	8	5	3.04	51	7	1	0	14	148.1	124	58	50	7	60	83
Decker	10	10	4.19	29	24	6	3	0	170.1	167	87	79	12	88	109
Fife	3	2	4.33	10	7	1	0	0	51.2	54	26	25	2	29	18
Getz	4	4	5.27	32	10	1	0	1	106.1	138	68	62	11	32	65
Hand	7	10	3.49	39	15	3	2	1	142.0	138	89	55	14	41	78
Kaat	11	12	4.40	29	28	7	2	0	181.2	206	101	89	26	39	93
Sanders	2	4	6.13	27	0	0	0	8	44.1	53	31	30	4	21	19
Strickland	0	1	12.60	7	0	0	0	0	5.1	11	8	7	0	5	6
Woodson	8	8	3.96	23	23	4	2	0	141.1	137	68	62	12	68	53
Totals	81	81	3.77	162	48	18	34	1451.2	1443	692	608	115	519	879	

1974 TWINS' STATISTICS

BATTING: (2ND IN A.L.)

PLAYER	AVG	G	AB	R	H	TB	2B	3B	HR	RBI	BB	SO	SB	GDP
Bergmann	.252	128	345	33	87	106	8	1	3	45	39	44	2	9
Bourque	.219	23	64	5	14	19	2	0	1	8	7	11	0	2
Braun	.280	129	453	53	127	165	12	1	8	40	56	51	4	6
Brye	.283	135	488	52	138	178	32	1	2	41	22	59	1	12
Burgmeier	.000	0	0	0	0	0	0	0	0	0	0	0	0	0
Carew	.364	153	599	86	218	267	30	5	3	55	74	49	38	17
Darwin	.264	152	575	67	152	254	13	7	25	94	37	127	1	12
Ferrer	.281	24	57	12	16	20	0	2	0	0	8	6	3	0
Gomez	.208	82	168	18	35	36	1	0	0	3	12	16	2	2
Hisle	.286	143	510	68	146	237	20	7	19	79	48	112	12	14
Holt	.254	79	197	24	50	61	11	0	0	16	14	16	0	6
Hundley	.193	32	88	2	17	19	2	0	0	3	4	12	0	4
Killebrew	.222	122	333	28	74	120	7	0	13	54	45	61	0	12
Kusick	.239	76	201	36	48	81	7	1	8	26	35	36	0	5
Lis	.195	24	41	5	8	8	0	0	0	3	5	12	0	2
Oliva	.285	127	459	43	131	190	16	2	13	57	27	31	0	14
Roof	.196	44	97	10	19	26	1	0	2	13	6	24	0	7
Soderholm	.276	141	464	63	128	182	18	3	10	51	48	68	7	14
Terrell	.245	116	229	43	56	72	4	6	0	19	11	27	3	6
Thompson	.250	97	264	25	66	86	6	1	4	25	22	29	1	15
Totals	.272	163	5632	673	1530	2127	190	37	111	632	520	791	74	159

PITCHING: (6TH IN A.L.)

PLAYER	W	L	ERA	G	GS	CG	SHO	SV	IP	H	R	ER	HR	BB	SO
Albury	8	9	4.12	32	22	4	1	0	164.0	159	83	75	19	80	85
Blyleven	17	17	2.66	37	37	19	3	0	281.0	244	99	83	14	77	249
Burgmeier	5	3	4.50	50	0	0	0	4	91.2	92	46	46	7	26	34
Butler	4	6	4.09	26	12	2	0	1	98.2	91	47	45	9	56	79
Campbell	8	7	2.63	63	0	0	0	19	120.1	109	37	35	4	55	89
Corbin	7	6	5.30	29	15	1	0	0	112.1	133	78	66	8	40	50
Decker	16	14	3.29	37	37	11	1	0	248.2	234	105	91	24	97	158
Fife	0	0	16.20	4	0	0	0	0	4.2	10	11	9	0	4	3
Getz	10	10	3.26	28	24	5	1	1	174.1	192	81	63	14	45	89
Hand	4	5	4.46	35	10	0	0	3	115.1	130	57	57	9	25	74
Hughes	0	2	5.40	2	2	1	0	0	10.1	8	8	6	2	4	4
Johnson	2	0	0.00	5	0	0	0	0	7.0	4	1	0	0	0	4
Woodson	1	1	4.33	5	4	0	0	0	27.0	30	16	13	5	4	12
Totals	82	80	3.64	163	43	11	29	1455.1	1436	669	589	115	513	934	

DID YOU Know?

...that five Minnesota Twins have won American League Rookie of the Year honors. Tony Oliva (1964), Rod Carew (1967), John Castino (1979), Chuck Knoblauch (1991) and Marty Cordova (1995) have each been named the league's top first-year performer.

1975 TWINS' STATISTICS

BATTING: (2ND IN A.L.)

PLAYER	AVG	G	AB	R	H	TB	2B	3B	HR	RBI	BB	SO	SB	GDP
Albury	.000	1	1	0	0	0	0	0	0	0	0	0	0	0
Bergmann	.210	125	357	34	73	98	15	2	2	33	47	50	0	10
Bostock	.282	98	366	52	104	135	21	5	0	29	28	42	0	7
Braun	.302	136	453	70	137	194	18	3	1	45	66	55	0	8
Briggs	.231	87	264	44	61	95	9	2	7	39	60	41	6	1
Brye	.252	86	246	41	62	104	13	1	9	34	21	37	2	6
Burgmeier		1	0	0	0	0	0	0	0	0	0	0	0	0
Campbell	.000	1	1	0	0	0	0	0	0	0	0	1	0	0
Carew	.359	143	535	89	192	266	24	4	14	80	64	40	35	10
Darwin	.219	48	169	26	37	58	6	0	5	18	18	44	2	8
Ferrer	.247	32	81	14	20	25	3	1	0	2	3	11	3	0
Ford	.280	130	440	72	123	191	21	1	15	59	30	79	6	10
Gomez	.139	89	72	7	10	10	0	0	0	5	4	12	0	4
Histle	.314	80	255	37	80	126	9	2	11	51	27	38	17	5
Holly	.181	49	127	14	23	31	5	0	1	11	15	22	0	3
Kusick	.237	57	156	14	37	63	8	0	6	27	21	23	0	3
Lundstedt	.107	18	28	2	3	3	0	0	0	1	4	5	0	1
McKay	.256	33	125	8	32	44	4	1	2	16	6	14	1	4
Oliva	.270	131	455	46	123	172	10	0	13	58	41	45	0	10
Poepping	.135	14	37	0	5	6	1	0	0	1	5	7	0	2
Roder	.302	63	126	18	38	61	2	0	7	21	9	28	0	2
Soderholm	.286	117	419	62	120	174	17	2	11	58	53	66	3	14
Terrell	.286	108	385	48	110	133	16	2	1	36	19	27	4	12
Thompson	.270	112	355	25	96	126	11	2	5	37	18	30	0	7
Walton	.175	42	63	4	11	16	2	0	1	8	4	18	0	3
Totals	.271	159	5514	724	1497	2131	215	28	121	669	563	746	81	127

PITCHING: (10TH IN A.L.)

PLAYER	W	L	ERA	G	GS	CG	SHO	SV	IP	H	R	ER	HR	BB	SO
Albury	6	7	4.53	32	15	2	0	1	135.0	115	82	68	16	97	72
Bane	3	1	2.89	4	4	0	0	0	28.1	28	11	2	2	15	14
Bylieven	15	10	3.00	35	35	20	3	0	275.2	219	104	92	24	84	233
Burgmeier	5	8	3.08	46	0	0	0	11	75.5	76	32	26	7	23	41
Butler	3	4	5.83	23	8	1	0	0	81.2	100	61	54	12	53	55
Campbell	4	6	3.79	47	7	2	1	5	121.0	119	58	51	13	46	75
Corbin	5	7	5.10	18	11	3	0	0	89.2	105	59	51	13	38	49
Decker	1	3	8.65	10	7	1	0	0	26.1	25	25	25	2	36	8
Goltz	14	14	3.67	32	32	15	1	0	243.0	235	112	99	18	72	128
Hughes	16	14	3.82	37	34	12	2	0	249.2	241	119	106	17	127	130
Johnson	1	2	4.15	18	0	0	0	3	38.2	40	23	18	4	21	17
Pazik	0	4	8.10	5	3	0	0	0	19.2	28	20	18	5	10	8
Wiley	1	3	6.00	15	3	1	0	2	38.2	50	30	26	4	13	15
Totals	76	83	4.05	159	57	7	22	1423.0	1381	736	640	137	617	846	

1976 TWINS' STATISTICS

BATTING: (1ST IN A.L.)

PLAYER	AVG	G	AB	R	H	TB	2B	3B	HR	RBI	BB	SO	SB	GDP
Bane		1	0	0	0	0	0	0	0	0	0	0	0	0
Bergmann	.246	24	65	10	16	22	3	0	1	6	19	7	1	2
Bostock	.323	128	474	75	153	204	21	9	4	60	33	37	12	15
Braun	.288	122	417	73	120	147	12	3	3	61	67	43	12	5
Brye	.264	87	258	33	68	85	11	0	2	23	13	31	1	7
Carew	.331	156	605	97	200	280	29	12	9	90	67	52	49	12
Cubbage	.260	104	342	40	89	127	19	5	3	49	42	37	1	10
Ford	.267	145	514	87	137	235	24	7	20	86	36	118	17	12
Goltz		1	0	0	0	0	0	0	0	0	0	0	0	0
Gomez	.193	38	57	5	11	12	1	0	0	3	3	3	1	3
Histle	.272	155	581	81	158	229	19	5	14	96	56	93	31	11
Kusick	.259	109	266	33	69	115	13	0	11	36	35	44	5	3
McKay	.203	45	138	8	28	30	2	0	0	8	9	27	1	3
Oliva	.211	67	123	3	26	32	3	0	1	16	2	13	0	2
Randall	.267	153	475	55	127	156	18	4	1	34	28	38	3	6
Roof	.217	18	46	1	10	13	3	0	0	4	2	6	0	1
Smalley	.271	103	384	46	104	132	16	3	2	36	47	79	0	7
Terrell	.246	89	171	29	42	47	3	1	0	8	9	15	11	4
Thompson	.234	34	124	9	29	33	4	0	0	6	3	8	1	1
Wynegar	.260	149	534	58	139	194	21	2	10	69	79	63	0	14
Totals	.274	162	5574	743	1526	2093	222	51	81	691	550	714	146	121

PITCHING: (10TH IN A.L.)

PLAYER	W	L	ERA	G	GS	CG	SHO	SV	IP	H	R	ER	HR	BB	SO
Albury	3	1	3.60	23	0	0	0	0	50.1	51	22	20	0	24	23
Bane	4	7	5.13	14	15	1	0	0	79.1	92	52	45	6	39	24
Bylieven	4	5	3.13	12	12	4	0	0	95.1	101	39	33	3	35	75
Burgmeier	8	1	2.50	57	0	0	0	1	115.1	95	36	32	11	29	45
Campbell	17	5	3.00	78	0	0	0	20	167.2	145	63	56	9	62	115
Decker	2	7	5.28	13	12	0	0	0	58.0	60	37	34	3	51	35
Goltz	14	14	3.36	36	35	13	4	0	249.1	239	113	93	14	91	133
Hughes	9	11	4.98	18	25	1	0	0	177.0	190	113	96	17	73	87
Johnson	3	1	2.63	18	3	0	0	0	48.1	44	14	14	2	8	37
Luebber	4	5	4.01	38	12	2	1	2	119.1	109	57	53	9	62	45
Pazik	0	0	7.00	5	0	0	0	0	9.0	13	9	7	0	4	6
Redfern	8	8	3.51	23	23	1	1	0	118.0	105	61	46	6	63	74
Singer	9	9	3.77	26	26	5	3	0	172.0	177	88	72	9	69	63
Totals	85	77	3.69	162	162	29	11	23	1459.0	1421	704	599	89	610	762

1977 TWINS' STATISTICS

BATTING: (1ST IN MAJORS)

PLAYER	AVG	G	AB	R	H	TB	2B	3B	HR	RBI	BB	SO	SB	GDP
Adams	.338	95	269	32	91	126	17	0	6	49	18	30	0	5
Bass	.105	9	18	0	2	2	0	0	0	0	0	5	0	0
Borgmann	.256	17	43	12	11	18	1	0	2	7	11	9	0	1
Bostock	.336	153	593	104	199	301	36	12	14	90	51	59	16	16
Bulling	.156	15	32	2	5	6	1	0	0	5	5	5	0	1
Carew	.388	155	616	128	239	351	38	16	14	100	69	55	23	6
Chiles	.264	108	261	31	69	96	16	1	3	36	23	17	0	5
Cubbage	.264	129	417	60	110	163	16	5	9	55	37	49	1	4
Ford	.267	144	453	66	121	193	25	7	11	60	41	79	6	12
Goltz	.246	32	65	6	16	24	4	2	0	11	4	9	0	0
Gomez	.195	54	118	14	23	38	4	1	3	22	5	29	1	1
Gorniski	.302	141	546	95	165	291	36	3	28	119	56	106	21	11
Hickie	.254	115	268	34	68	116	12	0	12	45	49	60	3	14
Kusick	.229	39	83	15	19	31	5	0	3	9	6	17	6	1
Perlozzo	.292	10	24	6	7	11	0	2	0	2	3	0	0	0
Randall	.239	103	306	36	73	90	13	2	0	22	15	25	1	3
Smalley	.231	150	584	93	135	184	21	5	6	56	74	89	5	12
Terrell	.224	93	214	32	48	57	6	0	1	20	11	21	10	11
Wilfong	.246	73	171	22	42	48	1	1	1	13	17	26	10	1
Wolfe	.240	8	25	3	6	7	1	0	0	6	1	0	0	0
Wyengar	.261	144	532	76	139	197	22	3	10	79	68	61	2	11
Totals	.282	161	5639	867	1588	2350	273	60	123	804	563	754	105	115

PITCHING: (12TH IN A.L.)

PLAYER	W	L	ERA	G	GS	CG	SHO	SV	IP	H	R	ER	HR	BB	SO
Burgmeier	6	4	5.10	61	0	0	0	7	97.1	113	56	55	15	33	35
Butler	0	1	6.86	6	0	0	0	0	21.0	19	17	16	5	15	5
Carrithers	0	1	7.07	7	0	0	0	0	14.1	16	13	11	2	6	3
Goltz	20	11	3.36	39	39	19	2	0	303.0	284	129	113	23	91	186
Holly	2	3	6.94	18	5	0	0	0	48.1	57	37	8	12	32	3
Hughes	0	0	2.25	2	0	0	0	0	4.1	4	1	0	1	1	1
Johnson, D	2	5	4.56	30	6	0	0	0	72.2	86	42	37	7	23	33
Johnson, J	16	7	3.12	71	0	0	0	15	146.2	152	57	51	11	47	87
Pazik	1	0	2.50	3	3	0	0	0	18.0	18	5	5	1	6	6
Redfern	6	9	5.19	30	28	1	0	0	137.1	164	89	79	13	66	73
Schueler	8	7	4.40	52	7	0	0	3	134.2	131	74	66	16	61	77
Serum	0	0	4.30	8	0	0	0	0	22.2	22	11	11	4	10	14
Shellenback	0	0	7.94	5	0	0	0	0	5.2	10	7	5	1	5	3
Thormodsgard	11	15	4.62	37	37	8	1	0	218.0	236	122	112	25	65	94
Zahn	12	14	4.68	34	32	7	1	0	198.0	234	116	103	20	66	88
Totals	84	77	4.36	161	35	4	25	1442.0	1546	776	698	151	507	737	

1978 TWINS' STATISTICS

BATTING: (6TH IN A.L.)

PLAYER	AVG	G	AB	R	H	TB	2B	3B	HR	RBI	BB	SO	SB	GDP
Adams	.258	116	310	27	80	121	18	1	7	35	17	32	0	10
Borgmann	.211	49	123	16	26	41	4	1	3	15	18	17	0	0
Carew	.333	152	564	85	188	249	26	10	5	70	78	62	27	18
Chiles	.268	87	198	22	53	68	12	0	1	22	20	25	1	9
Cubbage	.282	125	394	40	111	158	12	7	7	57	40	44	3	7
Edwards	.250	15	44	7	11	17	3	0	1	3	7	13	1	0
Ford	.274	151	592	78	162	251	36	10	11	82	48	88	7	15
Kusick	.173	77	191	23	33	52	3	2	4	20	37	38	3	8
Morales	.314	101	242	22	76	97	13	1	2	38	20	35	0	10
Norwood	.255	125	428	56	109	161	22	3	8	46	28	64	25	15
Powell	.247	121	381	55	94	127	20	2	3	31	45	31	11	5
Randall	.270	119	330	36	89	106	11	3	0	21	24	22	5	7
Rivera	.271	101	251	35	68	89	8	2	3	23	35	47	5	3
Smalley	.273	158	586	80	160	254	31	3	19	77	85	70	2	16
Wilfong	.266	92	199	23	53	64	8	0	1	11	19	27	8	1
Wolfe	.234	88	235	25	55	76	10	1	3	25	36	27	0	8
Wyengar	.229	135	454	36	104	140	22	1	4	45	47	42	1	7
Totals	.267	162	5522	666	1472	2071	258	47	82	621	604	684	99	139

PITCHING: (10TH IN A.L.)

PLAYER	W	L	ERA	G	GS	CG	SHO	SV	IP	H	R	ER	HR	BB	SO
Erickson	14	13	3.96	37	37	14	0	0	265.2	268	129	117	19	79	121
Goltz	15	10	2.49	29	29	13	2	0	220.1	209	72	61	12	67	116
Harrison	0	1	7.50	9	0	0	0	0	12.0	18	10	10	0	11	7
Holly	1	1	3.60	15	1	0	0	0	35.1	28	15	14	1	18	12
Jackson	4	6	4.50	19	15	1	1	0	92.1	89	53	46	9	48	54
Johnson, D	0	2	7.50	6	1	0	0	0	12.0	15	11	10	1	9	7
Johnson, J	1	4	5.45	18	0	0	0	3	32.2	42	22	20	2	17	21
Marshall	10	12	2.45	54	0	0	0	21	99.0	80	31	27	3	37	56
Perzanowski	2	7	6.21	13	7	1	0	0	56.2	59	37	33	1	26	31
Redfern	1	1	3.94	17	0	0	0	0	92.0	10	12	7	2	6	4
Scarce	1	1	3.94	17	0	0	0	0	32.0	35	19	14	5	15	17
Serum	9	9	4.11	34	23	6	1	1	184.1	188	88	84	14	44	80
Sutton	0	0	3.48	17	0	0	0	0	44.1	46	19	17	3	15	18
Thayer	1	1	3.80	20	0	0	0	0	45.0	40	19	19	5	30	30
Thormodsgard	1	6	5.05	12	12	1	1	0	66.0	81	40	37	7	17	23
Zahn	14	14	3.04	35	35	12	1	0	252.1	260	101	85	18	81	106
Totals	73	89	3.69	162	48	9	26	1459.2	1468	678	599	102	520	703	

1979 TWINS' STATISTICS

BATTING: (5TH IN A.L.)

PLAYER	AVG	G	AB	R	H	TB	2B	3B	HR	RBI	BB	SO	SB	GDP
Adams	.301	119	326	34	98	137	13	1	8	50	25	27	2	3
Bergmann	.200	31	70	4	14	17	3	0	0	8	12	11	1	3
Castino	.285	148	393	49	112	156	13	8	5	52	27	72	5	9
Cubbage	.276	94	243	26	67	85	10	1	2	23	39	26	1	2
Edwards	.249	96	229	42	57	89	8	0	8	35	24	45	6	5
Goodwin	.289	58	159	22	46	79	8	5	5	27	11	23	0	5
Graham	.000	2	4	0	0	0	0	0	0	0	0	0	0	0
Jackson, D	0	1	0	0	0	0	0	0	0	0	0	0	0	0
Jackson, R	.271	159	583	85	158	250	40	5	14	68	51	59	3	14
Kusick	.241	24	54	8	13	26	4	0	3	6	3	11	0	1
Landreaux	.305	151	564	81	172	254	27	5	15	83	37	57	10	13
Morales	.267	92	191	21	51	64	5	1	2	27	14	27	0	10
Norwood	.248	96	270	32	67	104	13	3	6	30	20	51	9	8
Powell	.293	104	338	49	99	128	17	3	2	36	33	25	5	8
Randall	.246	80	199	25	49	56	7	0	0	14	15	17	2	2
Redfern	0	1	0	0	0	0	0	0	0	0	0	0	0	0
Rivera	.281	112	263	37	74	103	13	5	2	31	17	40	5	6
Smalley	.271	162	621	94	168	274	28	3	24	95	80	80	2	9
Soheld	.301	35	93	8	28	33	5	0	0	12	12	27	2	2
Vega	.000	4	7	0	0	0	0	0	0	0	0	2	0	0
Ward	.286	10	14	2	4	4	0	0	0	1	3	3	0	0
Wifong	.313	140	419	71	131	192	22	6	9	59	29	54	11	2
Wynegar	.270	149	504	74	136	177	20	7	7	57	74	36	2	13
Totals	.278	162	5544	764	1544	2228	256	46	112	714	526	693	66	116

PITCHING: (7TH IN A.L.)

PLAYER	W	L	ERA	G	GS	CG	SHO	SV	IP	H	R	ER	HR	BB	SO
Bacsik	4	2	4.36	31	0	0	0	0	65.2	61	39	32	6	29	33
Brett	0	0	4.85	9	0	0	0	0	12.2	16	7	1	1	6	3
Erickson	3	10	5.63	24	21	0	0	0	123.0	154	86	77	17	48	47
Felton	0	0	0.00	0	0	0	0	0	0	0	0	0	0	0	0
Goff	14	13	4.16	36	35	12	0	0	250.2	282	124	116	22	68	132
Hartzell	6	10	5.36	28	26	4	0	0	163.0	193	102	97	18	44	44
Holly	0	0	7.50	6	0	0	0	0	6.1	10	7	5	0	3	5
Jackson, D	4	4	4.30	24	8	1	0	0	69.1	89	36	33	5	26	43
Koosman	20	13	3.38	37	36	10	2	0	263.2	268	108	99	19	83	157
Marshall	10	15	2.64	90	1	0	0	32	142.2	132	47	42	8	48	81
Redfern	7	3	3.50	40	6	0	0	1	108.1	106	45	42	8	35	85
Serum	1	3	6.61	20	5	0	0	0	64.0	93	47	47	10	20	31
Stanfield	0	0	6.00	3	0	0	0	0	3.0	2	2	2	0	0	0
Thordmoodsgard	0	0	9.00	1	0	0	0	0	1.0	3	1	1	1	1	1
Zahn	13	7	3.57	26	24	4	0	0	169.0	181	74	67	13	41	58
Totals	82	80	4.13	162	31	6	33	144.1	1590	725	663	128	452	721	

1980 TWINS' STATISTICS

BATTING: (9TH IN A.L.)

PLAYER	AVG	G	AB	R	H	TB	2B	3B	HR	RBI	BB	SO	SB	GDP
Adams	.286	99	262	32	75	108	11	2	6	38	15	26	2	11
Butera	.271	34	85	4	23	24	1	0	0	2	3	6	0	4
Castino	.302	150	546	67	165	235	17	7	13	64	29	67	7	15
Cubbage	.246	103	285	29	70	103	9	0	8	42	23	37	0	4
Edwards	.250	81	200	26	50	67	9	1	2	20	12	51	2	6
Erickson	0	1	0	0	0	0	0	0	0	0	0	0	0	0
Faedo	.250	5	8	1	2	3	1	0	0	0	0	0	0	0
Goodwin	.200	55	115	12	23	31	5	0	1	11	17	32	0	4
Jackson, D	0	1	0	0	0	0	0	0	0	0	0	0	0	0
Jackson, R	.265	131	396	48	105	155	29	3	5	42	28	41	1	15
Johnston	.185	14	27	3	5	8	3	0	0	1	2	4	0	3
Landreaux	.281	129	484	56	136	202	23	11	7	62	39	42	8	13
Mackanin	.266	108	319	31	85	115	18	0	4	35	14	33	6	7
Morales	.303	97	241	36	73	118	17	2	8	36	22	19	0	11
Norwood	.164	34	73	6	12	17	2	0	1	8	3	13	1	3
Powell	.262	137	485	58	127	172	17	5	6	35	32	46	14	14
Randall	.200	5	15	2	3	4	1	0	0	0	1	0	0	1
Rivera	.221	44	113	13	25	41	7	0	3	10	4	20	0	4
Smalley	.278	133	486	64	135	197	24	1	12	63	65	63	3	15
Soheld	.247	131	417	52	103	156	18	4	9	49	24	92	4	3
Vega	.163	12	30	3	5	5	0	0	0	0	3	7	1	1
Ward	.467	13	41	11	19	20	6	2	1	10	3	6	0	0
Williams	.248	131	315	103	153	165	16	5	8	46	34	61	10	8
Wynegar	.255	146	486	61	124	163	18	3	5	57	63	36	3	9
Totals	.265	161	5530	670	1468	2109	252	46	99	634	436	702	62	151

PITCHING: (7TH IN A.L.)

PLAYER	W	L	ERA	G	GS	CG	SHO	SV	IP	H	R	ER	HR	BB	SO
Arroyo	6	6	4.70	21	11	1	1	0	92.1	97	55	48	7	32	27
Bacsik	0	0	4.30	10	0	0	0	0	23.0	26	12	11	1	7	9
Corbett	8	6	1.99	78	0	0	0	23	136.1	102	31	30	7	42	89
Erickson	7	13	3.25	32	27	7	0	0	191.1	198	83	69	13	56	97
Felton	0	3	7.00	5	4	0	0	0	17.2	20	18	14	2	9	14
Jackson, D	9	9	3.87	32	25	1	0	1	172.0	161	81	74	15	69	90
Kinnunen	0	0	5.04	21	0	0	0	0	24.2	29	18	14	1	9	8
Koosman	16	13	4.04	38	34	8	0	2	243.1	252	119	109	24	69	149
Marshall	1	3	6.19	1	0	0	0	1	32.1	42	23	22	2	12	13
Redfern	7	7	4.54	32	16	2	0	2	104.2	117	58	53	11	33	73
Verhoeven	3	4	3.96	44	0	0	0	0	99.2	109	53	44	10	29	42
Veselic	0	0	4.50	1	0	0	0	0	4.0	3	2	2	0	0	0
Williams	6	2	3.51	18	9	3	0	1	77.0	73	33	30	9	30	35
Zahn	14	18	4.40	38	35	13	5	0	232.2	273	138	114	17	66	96
Totals	77	84	3.93	161	35	35	9	30	1451.0	1502	724	634	120	468	744

1981 TWINS' STATISTICS

BATTING: (3TH IN A.L.)

PLAYER	AVG	G	AB	R	H	TB	2B	3B	HR	RBI	BB	SO	SB	GDP
Adams	.209	72	220	13	46	62	10	0	2	24	20	26	0	10
Baker	.182	40	66	6	12	18	0	3	0	6	1	8	0	3
Butera	.240	62	167	13	40	49	7	1	0	18	22	14	0	8
Castino	.268	101	381	41	102	151	13	9	6	36	18	52	4	3
Corcoran	.176	22	51	4	9	12	3	0	0	4	6	7	0	3
Engle	.258	82	248	29	64	101	14	4	5	32	13	37	0	9
Faedo	.195	12	41	3	8	10	0	1	0	6	1	5	0	0
Funderburk	.200	8	15	2	3	4	1	0	0	2	2	1	0	0
Gaetti	.192	9	26	4	5	11	0	0	2	3	0	6	0	1
Goodwin	.225	99	151	18	34	48	6	1	2	17	16	32	3	3
Hatcher	.255	99	377	36	96	132	23	2	3	37	15	29	3	10
Hrbek	.239	24	61	5	16	24	5	0	1	7	5	9	0	0
Jackson, R	.263	54	175	12	46	67	9	0	4	28	10	15	2	3
Jackson, J	.125	7	16	2	2	2	0	0	0	2	5	0	0	0
Laudner	.163	14	43	4	7	15	2	0	2	5	3	17	0	0
Mackamin	.231	77	225	21	52	73	7	1	4	18	7	40	1	4
Powell	.239	80	264	30	63	86	11	3	2	25	17	31	7	6
Smalley	.263	56	167	24	44	74	7	1	7	22	31	24	0	8
Smith	.200	15	40	4	8	12	1	0	1	1	0	3	0	0
Sofeld	.176	41	102	9	18	20	2	0	0	5	8	22	3	5
Ward	.264	85	295	42	78	106	7	6	3	29	28	48	5	10
Washington	.226	28	84	8	19	24	3	1	0	5	4	14	4	1
Wilton	.246	93	305	32	75	101	11	3	3	19	29	43	2	1
Wynegar	.247	47	150	11	37	42	5	0	0	10	17	9	0	7
Totals	.240	110	3676	378	884	1244	147	36	47	358	275	497	34	95

PITCHING: (3TH IN A.L.)

PLAYER	W	L	ERA	G	GS	CG	SHO	SV	IP	H	R	ER	HR	BB	SO
Arroyo	7	10	3.94	23	19	2	0	0	128.1	144	66	56	11	34	39
Cooper	1	5	4.27	27	2	0	0	0	58.2	61	33	28	9	9	33
Corbett	2	6	2.56	54	0	0	0	17	87.2	80	29	25	5	34	60
Erickson	3	8	3.86	14	14	0	0	0	91.1	83	48	39	7	31	44
Felton	0	0	54.00	0	0	0	0	0	1.1	4	6	6	1	2	1
Havens	3	6	3.58	14	12	1	1	0	78.0	76	33	31	6	24	43
Hobbs	0	0	3.00	4	0	0	0	0	5.2	5	2	2	0	6	1
Jackson, D	3	3	4.36	14	5	0	0	0	32.2	35	16	16	1	19	26
Koosman	3	9	4.21	19	13	2	1	5	94.1	98	49	44	8	34	55
O'Connor	3	2	5.91	28	0	0	0	0	35.1	46	27	23	3	30	16
Redfern	9	8	4.06	24	23	3	0	0	141.2	140	70	64	12	52	77
Verhoeven	0	0	3.98	25	0	0	0	0	52.0	57	27	23	4	14	16
Veselic	1	1	3.13	5	0	0	0	0	22.2	22	8	8	1	12	13
Williams	6	10	4.08	23	22	4	0	0	150.0	160	72	68	11	52	76
Totals	41	68	3.98	110	13	6	22	979.2	1021	486	433	79	376	500	

1982 TWINS' STATISTICS

BATTING: (10TH IN A.L.)

PLAYER	AVG	G	AB	R	H	TB	2B	3B	HR	RBI	BB	SO	SB	GDP
Brunansky	.272	127	463	77	126	218	30	1	20	46	71	101	1	12
Bush	.244	55	119	13	29	49	6	1	4	13	8	28	0	1
Butera	.254	54	126	9	32	34	2	0	0	8	17	12	0	6
Castino	.241	117	410	48	99	141	12	6	6	37	36	51	2	11
Eisenreich	.303	34	99	10	30	42	6	0	2	9	11	13	0	1
Engle	.226	58	186	20	42	65	7	2	4	16	10	22	0	6
Faedo	.243	90	255	16	62	79	8	0	3	22	16	22	1	9
Gaetti	.230	145	508	59	117	225	25	4	25	84	37	107	0	16
Hatcher	.249	84	277	23	69	95	13	2	3	26	8	27	0	12
Hrbek	.301	140	532	82	160	258	21	4	23	92	54	80	3	17
Johnson	.248	89	234	26	58	98	10	0	10	33	30	46	0	3
Laudner	.255	93	306	37	78	120	19	1	7	33	34	74	0	3
Milbourne	.235	29	98	9	23	26	1	1	0	1	7	8	1	5
Mitchell	.249	124	454	48	113	142	11	6	2	28	54	53	8	6
Smalley	.154	4	13	2	2	3	1	0	0	0	3	4	0	0
Smith	.217	9	23	1	5	7	0	1	0	1	1	3	0	0
Vega	.266	71	199	23	53	74	6	0	5	29	8	19	6	5
Ward	.289	152	570	85	165	296	33	7	28	91	37	105	13	16
Washington	.271	119	451	48	122	166	17	6	5	39	14	79	3	11
Wells	.204	15	54	5	11	16	1	2	0	3	1	8	0	0
Wilton	.160	25	81	7	13	14	1	0	0	5	7	13	0	4
Wynegar	.209	24	86	9	18	25	4	0	1	8	10	12	0	2
Totals	.257	162	5544	657	1427	2193	234	44	148	624	474	887	38	149

PITCHING: (19TH IN A.L.)

PLAYER	W	L	ERA	G	GS	CG	SHO	SV	IP	H	R	ER	HR	BB	SO
Arroyo	0	1	5.27	7	0	0	0	0	13.2	17	8	8	2	6	4
Boris	1	2	3.99	23	0	0	0	0	49.2	46	24	22	8	19	30
Castillo	13	11	3.66	40	25	6	1	0	218.2	194	96	89	26	85	123
Cooper	0	2	3.83	6	0	0	0	0	11.1	14	12	12	0	11	5
Corbett	0	2	5.32	10	0	0	0	3	22.0	27	13	13	0	10	15
Davis	3	9	4.42	63	0	0	0	22	106.0	106	53	52	16	47	89
Erickson	4	3	4.87	7	7	2	0	0	40.2	56	29	22	6	12	12
Felton	0	13	4.99	48	6	0	0	3	117.1	99	71	65	18	76	92
Filson	0	2	8.76	5	3	0	0	0	12.1	17	12	12	2	8	10
Havens	10	14	4.31	33	32	4	1	0	208.2	201	112	100	32	80	129
Jackson	0	5	6.25	13	7	0	0	0	44.2	51	33	31	6	24	16
Little	2	0	4.21	33	0	0	0	0	36.1	33	20	17	6	27	26
O'Connor	8	9	4.29	23	19	6	1	0	126.0	122	63	60	13	57	56
Pacella	1	2	7.32	21	1	0	0	2	51.2	61	48	42	14	37	40
Redfern	5	11	6.58	27	13	2	0	0	94.1	122	74	69	16	51	40
Volta	4	10	5.21	22	22	2	0	0	126.0	152	77	73	22	38	84
Williams	4	7	4.22	26	26	3	0	0	153.2	166	74	72	18	55	61
Totals	60	102	4.72	162	26	7	30	1433.0	1484	819	752	208	643	812	

YEAR TO YEAR

1983 TWINS' STATISTICS

BATTING: (11TH IN A.L.)

PLAYER	AVG	G	AB	R	H	TB	2B	3B	HR	RBI	BB	SO	SB	GDP
Brown	.272	91	309	40	84	94	6	2	0	22	10	28	3	9
Brunansky	.227	151	542	70	123	241	24	5	28	82	61	95	2	13
Bush	.249	124	373	43	93	156	24	3	11	56	34	51	0	7
Castino	.217	142	563	83	156	227	30	4	11	57	62	54	4	11
Eisenreich	.286	2	7	1	2	3	1	0	0	0	1	1	0	0
Engle	.305	120	374	46	114	168	22	4	8	43	28	39	2	13
Faedo	.277	51	173	16	48	58	7	0	1	18	4	19	0	4
Gaetti	.245	157	584	81	143	242	30	3	21	78	54	121	7	18
Gagne	.111	10	27	2	3	4	1	0	0	3	0	6	0	0
Hatcher	.317	106	375	50	119	167	15	3	9	47	14	19	2	12
Hrbek	.297	141	515	75	153	252	41	5	16	84	57	71	4	12
Jimenez	.174	36	86	5	15	22	5	1	0	9	4	11	0	0
Knutz	.190	31	100	15	19	31	3	0	3	5	12	28	0	2
Laudner	.185	62	168	20	31	58	9	0	6	18	15	49	0	2
Mitchell	.230	59	152	26	35	46	4	2	1	15	28	21	1	3
Schrom	.000	1	0	0	0	0	0	0	0	0	0	0	0	0
Smith	.224	59	152	11	34	39	5	0	0	8	10	12	1	4
Teufel	.308	21	78	11	24	42	7	1	3	6	2	8	0	1
Ullger	.190	35	79	8	15	19	4	0	0	5	5	21	0	6
Ward	.278	157	623	76	173	274	34	5	19	88	44	98	8	24
Washington	.246	99	317	28	78	103	7	3	4	26	22	50	10	7
Wilson	.250	5	4	1	1	2	1	0	0	1	0	0	0	0
Totals	.261	162	5601	709	1463	2248	280	41	141	671	467	802	44	150

PITCHING: (14TH IN A.L.)

PLAYER	W	L	ERA	G	GS	CG	SHO	SV	IP	H	R	ER	HR	BB	SO
Castillo	8	12	4.77	27	25	3	0	0	158.1	170	91	84	17	65	90
Davis	5	8	3.34	66	0	0	0	30	89.0	89	34	33	6	33	84
Filson	4	1	3.40	26	8	0	0	1	90.0	87	34	34	9	29	49
Havens	5	8	8.18	16	14	1	0	0	80.1	110	75	73	11	38	40
Lewis	0	0	6.50	16	4	0	0	0	18.0	24	13	13	5	7	8
Lysander	5	12	3.38	61	4	0	0	3	126.0	132	63	47	8	43	86
O'Connor	2	3	5.86	27	8	0	0	0	83.0	107	59	54	13	36	56
Delkers	0	5	8.65	10	8	0	0	0	34.1	56	34	33	7	17	13
Pettibone	0	4	5.33	4	4	1	0	0	27.0	28	16	16	8	8	10
Schrom	15	8	3.71	33	28	6	1	0	196.1	196	92	81	14	80	80
Viola	7	15	5.49	35	34	4	0	0	210.0	242	141	128	34	92	127
Walters	1	1	4.12	23	0	0	0	2	59.0	52	31	27	4	20	21
Whitehouse	7	1	4.15	60	0	0	0	2	73.2	70	34	34	6	44	44
Williams	11	14	4.14	36	29	4	1	1	193.1	196	105	89	21	68	68
Totals	70	92	4.66	162	162	20	5	39	1437.1	1559	822	745	163	580	748

1984 TWINS' STATISTICS

BATTING: (7TH IN A.L.)

PLAYER	AVG	G	AB	R	H	TB	2B	3B	HR	RBI	BB	SO	SB	GDP
Brown	.273	95	260	36	71	89	9	3	1	19	14	16	4	5
Brunansky	.254	155	567	75	144	261	21	0	32	85	57	94	4	15
Bush	.222	113	311	46	69	121	17	1	11	43	31	60	1	1
Castino	.444	8	27	5	12	13	1	0	0	3	5	2	0	2
David	.250	33	48	5	12	17	2	0	1	5	7	11	0	2
Eisenreich	.219	12	32	1	7	8	1	0	0	3	2	4	2	1
Engle	.266	109	391	56	104	138	20	1	4	38	26	22	0	18
Faedo	.250	16	52	6	13	17	1	0	1	6	4	3	0	1
Gaetti	.262	162	588	55	154	206	29	4	5	65	44	81	11	9
Gagne	.000	2	1	0	0	0	0	0	0	0	0	0	0	0
Hart	.172	13	29	0	5	5	0	0	0	5	1	2	0	0
Hatcher	.302	152	576	61	174	234	35	5	5	69	37	34	0	17
Hrbek	.311	149	539	80	174	282	31	3	27	107	65	87	1	17
Jimenez	.201	108	298	28	60	73	11	1	0	19	15	34	0	7
Laudner	.206	87	262	31	54	102	16	1	10	35	18	78	0	4
Meier	.238	59	147	18	35	45	8	1	0	13	6	9	0	5
Puckett	.296	128	557	63	165	187	12	5	0	31	16	69	14	11
Putnam	.079	14	38	1	3	4	1	0	0	4	4	12	0	0
Reed	.143	18	21	3	3	6	3	0	0	1	2	6	0	0
Speier	.212	12	33	2	7	7	0	0	0	1	3	7	0	1
Teufel	.262	157	568	76	149	227	30	3	14	61	76	73	1	18
Washington	.294	88	197	25	58	88	11	5	3	23	4	31	1	4
Totals	.265	162	5562	673	1473	2140	259	33	114	636	437	735	39	138

PITCHING: (4TH IN A.L.)

PLAYER	W	L	ERA	G	GS	CG	SHO	SV	IP	H	R	ER	HR	BB	SO
Butcher	13	11	3.44	34	34	8	1	0	225.0	242	98	86	18	53	83
Castillo	2	1	1.78	10	2	0	0	0	25.1	14	7	5	2	19	7
Comstock	0	0	8.53	4	0	0	0	0	6.1	6	6	4	2	4	2
Davis	7	11	4.55	64	0	0	0	29	83.0	79	44	42	11	54	74
Filson	6	5	4.10	55	17	0	0	1	118.2	106	56	54	14	54	59
Hodge	4	3	4.77	25	15	0	0	0	5	100.0	116	59	52	13	29
Lysander	4	3	3.49	36	0	0	0	0	5	56.2	52	23	2	27	22
O'Connor	2	0	1.93	2	0	0	0	0	4.2	1	1	1	1	4	0
Pashnick	2	1	3.52	13	1	0	0	0	38.1	38	19	15	3	11	10
Schrom	5	11	4.47	25	21	3	0	0	137.0	156	75	68	15	41	49
Smithson	15	13	3.68	36	36	10	1	0	252.0	246	113	103	35	54	144
Viola	18	12	3.21	35	35	10	4	0	257.2	225	101	92	28	73	149
Walters	0	3	3.72	23	0	0	0	2	29.0	31	14	12	1	14	10
Wardle	0	0	4.50	2	0	0	0	0	4.0	3	2	2	2	0	5
Whitehouse	2	2	3.16	30	0	0	0	1	31.1	29	11	11	3	17	18
Williams	3	5	5.77	17	11	1	0	0	68.2	75	46	44	9	22	22
Totals	81	81	3.85	162	162	32	9	38	1437.2	1429	676	615	159	463	713

1985 TWINS' STATISTICS

BATTING: (6TH IN A.L.)

PLAYER	AVG	G	AB	R	H	TB	2B	3B	HR	RBI	BB	SO	SB	GDP
Brumansky	.242	157	567	71	137	254	28	4	27	90	71	86	5	12
Bush	.239	87	234	26	56	105	13	3	10	35	24	30	3	3
Engle	.256	70	172	28	44	77	8	2	7	25	21	28	2	3
Espinosa	.263	32	57	5	15	17	2	0	0	9	1	9	0	2
Funderburk	.314	23	70	7	22	37	7	1	2	13	5	12	0	4
Gaetti	.246	160	560	71	138	229	31	0	20	63	37	89	13	15
Gagne	.225	114	293	37	66	93	15	3	2	23	20	57	10	5
Hatcher	.282	116	444	46	125	162	28	0	3	49	16	23	0	15
Hrbek	.278	158	593	78	165	263	31	2	21	93	67	87	1	12
Laudner	.238	72	164	16	39	65	5	0	7	19	12	45	0	2
Lombardozi	.370	28	54	10	20	36	4	1	0	6	6	6	3	0
Meier	.260	71	104	15	27	36	6	0	1	8	18	12	0	0
Puckett	.288	161	691	80	199	266	29	13	4	74	41	87	21	9
Reed	.200	7	10	2	2	2	0	0	0	4	0	3	0	0
Salas	.300	120	360	51	108	165	20	5	9	41	18	37	0	7
Smalley	.258	129	388	57	100	156	20	0	12	45	60	65	0	8
Stenhouse	.223	81	179	23	40	60	5	0	5	21	29	18	1	3
Teufel	.260	138	434	58	113	173	24	3	10	50	48	70	4	14
Washington	.274	70	135	24	37	54	6	4	1	14	8	15	5	3
Totals	.264	162	5509	705	1453	2240	282	41	141	678	502	779	68	117

PITCHING: (11TH IN A.L.)

PLAYER	W	L	ERA	G	GS	CG	SHO	SV	IP	H	R	ER	HR	BB	SO
Blyleven	8	5	3.00	14	14	9	1	0	114.0	101	45	38	9	26	77
Brown	0	0	6.89	6	0	0	0	0	15.2	21	13	12	1	7	5
Burt	2	2	3.81	5	2	0	0	0	28.1	20	13	12	2	7	9
Butcher	11	14	4.98	34	33	8	2	0	207.2	239	125	115	24	43	92
Davis	2	6	3.48	57	0	0	0	25	64.2	55	28	25	7	35	72
Eurflonia	4	2	3.79	39	0	0	0	2	61.2	56	27	26	7	21	30
Filson	4	5	3.67	40	6	1	0	2	95.2	89	42	39	13	30	42
Howe	2	3	6.16	13	0	0	0	0	19.0	28	16	13	2	1	10
Klawitter	0	0	6.75	7	0	0	0	0	6.1	7	7	7	2	3	5
Lysander	0	2	6.05	35	1	0	0	3	61.0	72	43	41	2	13	26
Portugal	1	3	5.55	6	4	0	0	0	24.1	24	16	15	3	14	12
Schrom	9	12	4.99	29	26	6	0	0	160.2	164	95	89	28	59	74
Smithson	15	14	4.34	37	37	8	3	0	257.0	264	134	124	25	78	127
Viola	18	14	4.09	36	36	9	0	0	250.2	262	136	114	26	68	135
Wardle	1	3	5.51	35	0	0	0	1	49.0	49	32	30	9	28	47
Whitehouse	0	0	11.05	5	0	0	0	1	7.1	12	9	9	4	2	4
Yet	0	0	27.00	1	1	0	0	0	0.1	1	1	1	0	2	0
Totals	77	85	4.48	162	162	41	7	34	1426.1	1468	782	710	164	462	767

1986 TWINS' STATISTICS

BATTING: (7TH IN A.L.)

PLAYER	AVG	G	AB	R	H	TB	2B	3B	HR	RBI	BB	SO	SB	GDP
Anderson	.257	1	0	0	0	0	0	0	0	0	0	0	0	0
Beane	.213	80	183	20	39	54	6	0	3	15	11	54	2	6
Brumansky	.256	157	593	69	152	251	28	1	23	75	53	98	12	15
Bush	.269	130	357	50	96	150	19	7	7	45	39	63	5	7
David	.200	5	5	0	1	1	0	0	0	0	2	0	0	0
Davidson	.118	36	68	5	8	11	3	0	0	2	6	22	2	1
Espinosa	.214	37	42	4	9	10	1	0	0	1	1	10	0	0
Fontenot	.000	1	1	0	0	0	0	0	0	0	0	1	0	0
Gaetti	.287	157	596	91	171	309	34	1	34	108	52	108	14	18
Gagne	.250	156	472	63	118	188	22	6	12	54	30	108	12	4
Hatcher	.278	115	317	40	88	116	13	3	3	32	19	26	2	8
Hrbek	.267	149	550	85	147	263	27	1	29	91	71	81	2	15
Laudner	.244	76	193	21	47	87	10	0	10	29	24	56	1	5
Lombardozi	.227	156	453	53	103	157	20	5	8	33	52	76	3	8
Pittaro	.095	11	21	0	2	2	0	0	0	0	0	8	0	0
Puckett	.328	161	680	119	223	365	37	6	31	96	34	99	20	14
Reed	.236	68	165	13	39	53	6	1	2	9	16	19	1	2
Salas	.233	91	258	28	60	99	7	4	8	33	18	32	3	8
Sanchez	.125	8	16	1	2	2	0	0	0	1	1	8	0	2
Smalley	.246	143	459	59	113	201	20	4	20	57	68	80	1	10
Washington	.257	48	74	15	19	34	3	0	4	11	3	21	1	0
Woods	.321	23	28	5	9	16	1	0	2	8	3	5	0	0
Totals	.261	162	5531	741	1446	2369	257	39	196	700	501	977	81	123

PITCHING: (14TH IN A.L.)

PLAYER	W	L	ERA	G	GS	CG	SHO	SV	IP	H	R	ER	HR	BB	SO
Agosto	1	2	8.85	17	1	0	0	1	20.1	43	25	20	1	14	9
Anderson	3	6	5.55	21	10	1	0	0	84.1	106	54	52	11	30	51
Atherton	5	8	3.75	47	0	0	0	10	81.2	82	37	34	9	35	59
Blyleven	17	14	4.01	36	36	16	3	0	271.2	262	134	121	50	58	215
Burt	0	0	31.50	3	0	0	0	0	2.0	7	7	7	1	3	3
Butcher	0	3	6.30	16	10	0	0	0	70.0	82	50	49	11	24	25
Davis	2	6	9.08	36	0	0	0	2	38.2	55	42	39	7	29	30
Filson	0	0	5.68	4	0	0	0	0	6.1	13	4	4	1	2	4
Fontenot	0	0	9.92	15	0	0	0	0	16.1	27	19	18	3	4	10
Frazier	1	1	4.39	15	0	0	0	6	26.2	23	13	13	2	16	25
Heaton	4	9	3.98	21	17	3	0	1	124.1	128	60	55	18	47	66
Jackson	0	1	3.86	28	0	0	0	1	58.1	57	29	25	7	16	32
Latham	0	1	7.31	7	2	0	0	0	16.0	24	14	13	1	6	8
Pastore	3	1	4.01	33	1	0	0	2	49.1	54	28	22	4	24	18
Portugal	6	10	4.31	27	15	3	0	1	112.2	112	56	54	10	50	67
Smith	0	2	6.97	5	0	0	0	0	10.1	13	8	8	1	5	8
Smithson	13	14	4.77	34	33	8	1	0	198.0	234	123	105	26	57	114
Viola	16	13	4.51	37	37	7	1	0	245.2	257	138	123	37	83	191
Totals	71	91	4.77	162	162	39	6	24	1432.2	1579	839	759	200	503	837

YEAR TO YEAR

1987 TWINS' STATISTICS

BATTING: (10TH IN A.L.)

PLAYER	AVG	G	AB	R	H	TB	2B	3B	HR	RBI	BB	SO	SB	GDP
Bayler	.286	20	49	3	14	15	1	0	0	6	5	12	0	3
Beane	.267	12	15	1	4	6	2	0	0	1	0	6	0	0
Brunansky	.259	155	532	83	138	260	22	2	32	85	74	104	11	12
Bush	.253	122	293	46	74	121	10	2	11	46	43	49	10	6
Butera	.171	51	111	7	19	27	5	0	1	12	7	16	0	7
Davidson	.267	102	150	32	40	49	4	1	1	14	13	26	9	4
Gaetti	.257	154	584	95	150	283	36	2	31	109	37	92	10	25
Gagne	.265	137	437	68	116	188	28	7	10	40	25	84	6	3
Gladden	.249	121	438	69	109	158	21	2	8	38	38	72	25	8
Hrbek	.285	143	477	85	136	260	20	1	34	90	84	60	5	13
Larkin	.266	85	233	23	62	89	11	2	4	28	25	31	1	4
Laudner	.191	113	288	30	55	112	7	1	16	4	23	80	1	4
Lombardozzi	.238	136	432	54	103	152	19	3	8	38	53	66	5	10
Newman	.221	110	307	44	68	93	15	5	0	29	34	27	15	5
Nieto	.200	41	105	7	21	33	7	1	1	12	8	24	0	1
Pittaro	.333	14	12	6	4	4	0	0	0	1	0	1	0	1
Puckett	.332	157	624	96	207	333	32	5	28	99	32	91	12	15
Salas	.378	22	45	8	17	28	2	0	3	9	5	6	0	0
Smalley	.275	110	309	32	85	127	16	1	8	34	36	52	2	7
Totals	.261	162	5441	786	1422	2338	258	35	196	733	523	898	113	127

PITCHING: (10TH IN A.L.)

PLAYER	W	L	ERA	G	GS	CG	SHO	SV	IP	H	R	ER	HR	BB	SO
Anderson	1	0	10.95	4	2	0	0	0	12.1	20	15	15	3	10	3
Atherton	7	5	4.54	59	0	0	0	2	79.1	81	46	40	10	30	51
Bereneguer	8	1	3.94	47	6	0	0	4	112.0	100	51	49	10	47	110
Bittiger	1	0	5.40	3	1	0	0	0	8.1	11	5	5	2	0	5
Bylieven	15	12	4.01	37	37	8	1	0	267.0	249	132	119	46	101	196
Carlton	1	5	6.70	9	7	0	0	0	43.0	54	35	32	7	23	20
Frazier	5	5	4.98	54	0	0	0	2	81.1	77	49	45	9	51	58
Winn	0	1	6.65	12	10	0	0	0	23.0	37	18	17	4	11	17
Niekro	4	9	6.26	18	18	0	0	0	96.1	115	76	67	11	45	54
Niemann	1	0	8.44	6	0	0	0	0	5.1	3	5	0	0	7	1
Portugal	1	3	7.77	13	7	0	0	0	44.0	58	40	38	13	24	28
Reardon	8	8	4.48	63	0	0	0	31	80.1	70	41	40	14	28	83
Schatzeder	3	1	6.39	30	1	0	0	0	43.2	64	37	31	8	18	30
Smith	1	0	4.96	7	1	0	0	0	16.1	20	10	9	3	6	8
Smithson	4	7	5.94	21	20	0	0	0	109.0	126	76	72	17	38	53
Straker	8	10	4.37	31	26	1	0	0	154.1	150	79	75	24	59	76
Viola	17	10	2.90	36	36	7	1	0	251.2	230	91	81	29	66	197
Totals	85	77	4.63	162	162	16	4	39	1427.1	1465	806	734	210	564	990

1988 TWINS' STATISTICS

BATTING: (2ND IN MAJORS)

PLAYER	AVG	G	AB	R	H	TB	2B	3B	HR	RBI	BB	SO	SB	GDP
Baker	.000	11	7	1	0	0	0	0	0	0	0	5	0	0
Brunansky	.184	14	49	5	9	13	1	0	1	6	7	11	1	0
Bullock	.294	16	17	3	5	5	0	0	0	3	3	1	1	0
Bush	.261	136	394	51	103	171	20	3	14	51	58	49	8	8
Christensen	.263	23	38	5	10	14	4	0	0	5	3	5	0	1
Davidson	.217	100	106	22	23	33	7	0	1	10	10	20	3	3
Dwyer	.293	20	41	6	12	19	1	0	2	15	13	8	0	1
Gaetti	.301	133	468	66	141	258	29	2	28	88	36	85	7	10
Gagne	.236	149	461	70	109	183	20	6	14	48	27	110	15	13
Gladden	.269	141	576	91	155	232	32	6	11	62	46	74	28	9
Harper	.295	60	166	15	49	71	11	1	3	20	10	12	0	12
Herr	.263	86	304	42	80	90	16	0	1	21	40	47	10	9
Hrbek	.312	143	510	75	159	265	30	0	25	76	67	84	0	9
Larkin	.267	149	505	56	135	193	30	2	8	70	68	54	3	12
Laudner	.251	117	375	38	94	153	18	1	13	54	36	89	0	14
Lombardozzi	.209	103	287	34	60	88	15	2	3	27	35	48	2	2
Lowry	.000	6	7	0	0	0	0	0	0	0	0	2	0	0
Moses	.316	105	206	33	65	87	10	3	2	12	15	21	11	4
Newman	.223	105	260	35	58	65	7	0	0	19	29	34	12	4
Nieto	.067	24	60	1	4	4	0	0	0	0	1	17	0	2
Puckett	.356	158	657	109	234	358	42	5	24	121	23	83	6	17
Torve	.188	12	16	1	3	6	0	0	1	2	1	2	0	0
Totals	.274	162	5510	759	1508	2317	294	31	151	710	528	832	107	130

PITCHING: (6TH IN A.L.)

PLAYER	W	L	ERA	G	GS	CG	SHO	SV	IP	H	R	ER	HR	BB	SO
Anderson	16	9	2.45	30	30	3	1	0	202.1	199	70	55	14	37	83
Atherton	7	5	3.41	49	0	0	0	3	74.0	65	29	28	10	22	43
Bereneguer	8	4	3.96	57	1	0	0	2	100.0	74	44	44	7	61	99
Best	0	0	6.00	11	0	0	0	0	12.0	15	9	8	1	7	9
Bylieven	10	17	5.43	33	33	7	0	0	207.1	240	128	125	21	51	145
Carlton	0	1	18.76	4	1	0	0	0	3.2	8	18	5	0	0	0
Gladden	0	0	0.00	0	0	0	0	0	31.0	0	0	0	0	0	0
Gonzalez	0	0	3.38	16	0	0	0	1	21.1	20	8	8	4	8	19
Lea	7	7	4.85	24	23	0	0	0	130.0	156	79	70	19	50	72
Martinez	0	0	18.00	3	0	0	0	0	4.0	8	9	8	1	4	3
Mason	0	1	10.80	5	0	0	0	0	6.2	8	8	8	1	9	7
Niekro	1	1	10.03	5	2	0	0	0	11.2	16	13	13	2	9	7
Portugal	3	3	4.53	26	0	0	0	3	57.2	60	30	29	11	17	31
Reardon	2	4	2.47	63	0	0	0	42	73.0	68	21	20	6	15	56
Schatzeder	0	1	1.74	19	0	0	0	0	10.1	8	2	2	1	5	7
Smith	3	0	2.68	19	4	0	0	0	37.0	29	11	11	3	12	17
Straker	2	5	5.92	16	14	1	1	1	82.2	86	39	36	8	25	23
Talver	2	7	6.42	21	19	0	0	0	114.2	116	57	54	8	32	69
Viola	24	7	2.64	35	35	7	2	0	255.1	236	80	75	20	54	193
Winn	1	0	6.00	9	0	0	0	0	21.0	33	15	14	4	10	9
Totals	91	71	3.93	162	162	18	9	52	1431.2	1457	672	625	146	453	897

1989 TWINS' STATISTICS

BATTING: (2ND IN MAJORS)

PLAYER	AVG	G	AB	R	H	TB	2B	3B	HR	RBI	BB	SO	SB	GDP
Anderson	.000	1	1	0	0	0	0	0	0	0	0	1	0	0
Backman	.231	87	299	33	66	85	9	2	1	26	32	45	1	2
Baker	.295	43	78	17	23	30	5	1	0	9	9	18	0	0
Bush	.263	141	391	60	103	170	17	4	14	54	48	73	5	16
Castillo	.257	94	218	23	56	99	13	3	8	33	15	40	1	5
Dwyer	.316	88	225	34	71	91	11	0	3	23	28	23	2	6
Gaetti	.251	130	498	63	125	201	11	4	19	75	25	87	6	12
Gagne	.272	149	460	69	125	195	29	7	9	48	17	80	11	10
Gladden	.295	121	461	69	136	189	23	3	8	46	23	53	23	6
Hale	.209	28	67	6	14	17	3	0	0	4	1	6	0	0
Harper	.325	126	385	43	125	173	24	0	8	57	13	16	2	11
Hrbek	.272	109	375	59	102	194	17	0	25	84	53	35	3	6
Jorgensen	.174	10	33	1	4	5	0	0	0	2	4	5	0	1
Larkin	.267	136	446	61	119	164	25	1	6	46	54	57	5	13
Laudner	.222	100	239	24	53	84	11	1	6	27	25	65	1	7
Mercado	.105	19	38	1	4	4	0	0	0	1	4	4	1	0
Moses	.281	129	242	33	68	89	12	3	1	31	19	23	14	5
Newman	.253	141	446	62	113	135	18	2	0	38	59	46	25	3
Olson	.500	3	2	0	1	1	0	0	0	0	0	0	0	0
Puckett	.339	159	635	75	215	295	45	4	9	85	41	59	11	21
Rodriguez	.455	6	11	2	5	7	2	0	0	0	0	1	0	0
Sorrento	.238	14	21	2	5	5	0	0	0	1	5	4	0	0
Toivler	.000	1	0	0	0	0	0	0	0	0	0	0	0	0
Webster	.300	14	20	3	6	8	2	0	0	1	3	2	0	0
Totals	.276	162	5581	740	1542	2241	278	35	117	691	478	743	111	126

PITCHING: (12TH IN A.L.)

PLAYER	W	L	ERA	G	GS	CG	SHO	SV	IP	H	R	ER	HR	BB	SO
Aguilera	3	5	3.21	11	11	3	0	0	75.2	71	32	27	5	17	57
Anderson	17	10	3.80	33	33	4	1	0	196.2	214	97	83	15	53	69
Berenguer	9	3	3.48	56	0	0	0	3	106.0	96	44	41	11	47	93
Booker	0	0	4.15	6	0	0	0	0	8.2	11	4	4	1	2	3
Cook	0	0	5.06	15	0	0	0	0	21.1	22	12	12	0	17	15
Drummond	0	0	3.86	8	0	0	0	0	16.1	16	7	7	0	8	9
Dyer	4	7	4.82	16	12	1	0	0	71.0	74	43	38	2	37	37
Gladden	0	0	9.00	1	0	0	0	0	1.0	2	1	1	0	1	0
Gonzalez	3	2	4.66	22	0	0	0	0	29.0	32	17	15	2	11	25
Guthrie	2	4	4.55	13	8	0	0	0	57.1	66	32	29	7	21	38
Moses	0	0	0.00	1	0	0	0	0	1.0	0	0	0	0	0	0
Oliveras	3	4	4.53	12	8	1	0	0	55.2	64	28	28	8	15	24
Rawley	5	12	5.21	27	25	1	0	0	145.0	167	89	84	19	60	68
Reardon	5	4	4.07	65	0	0	0	31	73.0	68	33	33	8	12	46
Shields	0	1	7.79	11	0	0	0	0	17.1	28	18	15	3	6	12
Smith	10	6	3.92	32	26	2	0	1	172.1	180	82	75	22	51	92
St. Claire	1	0	5.24	14	0	0	0	0	22.1	19	13	13	4	10	14
Tapan	2	2	3.86	7	5	0	0	0	32.2	34	15	14	2	8	21
Toivler	1	3	7.76	7	5	0	0	0	29.0	39	26	25	2	15	11
Tunnell	1	0	6.0	10	0	0	0	0	12.0	18	8	8	1	6	7
Viola	8	12	3.79	24	24	7	1	0	175.2	171	80	74	17	47	138
Wayne	3	4	3.30	60	0	0	0	1	71.0	55	28	26	4	36	41
West	3	2	6.41	10	5	0	0	0	39.1	48	29	28	5	19	31
Totals	80	82	4.28	162	19	8	38	1429.1	1495	738	680	139	59	81	

1990 TWINS' STATISTICS

BATTING: (4TH IN A.L.)

PLAYER	AVG	G	AB	R	H	TB	2B	3B	HR	RBI	BB	SO	SB	GDP
Baker	.000	3	1	0	0	0	0	0	0	0	0	0	0	0
Bush	.243	73	181	17	44	70	8	0	6	18	21	27	0	2
Castillo	.219	64	137	11	30	34	4	0	0	12	3	23	0	0
Dwyer	.190	37	63	12	12	15	0	0	1	5	12	7	0	0
Gaetti	.229	154	577	61	132	217	27	5	16	86	36	101	6	22
Gagne	.235	138	388	38	91	140	22	3	7	38	24	76	8	5
Gladden	.275	136	534	64	147	201	27	6	5	40	26	67	25	17
Hale	.000	1	2	0	0	0	0	0	0	0	0	0	0	0
Harper	.294	134	479	61	141	207	42	3	6	54	19	27	3	20
Hrbek	.287	143	492	61	141	233	26	0	22	79	69	45	5	17
Larkin	.269	119	401	46	108	157	26	4	5	42	42	55	5	6
Leius	.240	14	25	4	6	10	1	0	1	4	2	2	0	2
Liriano	.254	53	185	30	47	66	5	7	0	13	22	24	5	3
Mack	.326	125	313	50	102	144	10	4	8	44	29	69	13	7
Martinez	.237	69	228	22	54	79	10	0	5	29	4	35	2	8
Moses	.221	115	172	26	38	46	3	3	1	14	19	19	2	4
Munoz	.271	22	65	13	23	29	4	1	0	14	2	16	3	3
Newman	.242	144	388	43	94	108	14	0	0	30	33	34	13	7
Ortiz	.335	71	170	18	57	66	7	1	0	18	12	16	0	4
Puckett	.298	146	551	82	164	246	40	3	12	80	57	73	5	15
Sorrento	.207	41	121	11	25	46	4	1	5	13	12	31	1	3
Webster	.333	2	6	1	2	3	1	0	0	1	1	0	0	0
Totals	.265	162	5499	666	1458	2117	281	39	100	625	445	749	96	148

DID YOU Know?

...that Roy Smalley and Chili Davis are the only two Twins ever to hit home runs from both sides of the plate in the same game. Smalley connected lefthanded in the third inning off Boston's Rob Woodward and right-handed in the seventh off Joe Sambito, May 30, 1986 in the Metrodome. Davis hit his first right-handed in the sixth inning off Kansas City's Chris Haney and lefthanded in the eighth off Steve Shifflett, October 2, 1992 at Kauffman Stadium.

YEAR TO YEAR

1990 TWINS' STATISTICS

PITCHING: (11TH IN A.L.)

PLAYER	W	L	ERA	G	GS	CG	SHO	SV	IP	H	R	ER	HR	BB	SO	
Abbott	0	5	5.97	7	7	0	0	0	34.2	37	24	23	0	0	28	25
Aguilera	5	3	2.76	56	0	0	0	32	65.1	55	27	7	0	5	19	61
Anderson	7	18	4.53	31	3	0	0	0	188.2	214	106	96	20	39	82	82
Berenguer	8	5	3.41	31	0	0	0	0	100.1	85	43	38	9	58	77	77
Candelaria	7	3	3.39	34	1	0	0	4	58.1	55	23	22	9	9	44	44
Casian	2	1	3.22	5	3	0	0	0	22.1	26	9	8	2	4	11	11
Drummond	3	5	4.35	35	4	0	0	1	91.0	104	46	44	8	36	49	49
Ericsson	8	4	2.87	19	17	1	0	0	113.0	108	49	36	9	51	53	53
Garces	0	0	1.59	5	0	0	0	2	5.2	4	2	1	0	4	1	1
Guthrie	7	9	3.79	24	21	3	1	0	144.2	154	65	61	8	39	101	101
Leach	2	5	3.20	55	0	0	0	2	81.2	84	31	29	2	21	46	46
Moses	0	0	13.50	2	0	0	0	0	2.0	5	3	3	0	2	0	0
Savage	0	2	8.31	17	0	0	0	1	26.0	37	26	24	3	11	12	12
Smith	5	10	4.81	32	23	1	1	0	153.3	191	91	82	20	47	87	87
Tapani	12	1	4.07	28	28	1	0	0	159.1	164	75	72	12	29	101	101
Wayne	1	1	4.19	38	0	0	0	1	38.2	38	19	18	5	13	28	28
West	7	9	5.10	29	27	2	0	0	146.1	142	88	83	21	78	92	92
Yett	0	0	2.08	4	0	0	0	0	4.1	6	2	1	1	1	2	2
Totals	74	88	4.12	162	13	13	43	1435.2	1509	729	658	134	489	872		

1991 TWINS' STATISTICS

BATTING: (1ST IN MAJORS)

PLAYER	AVG	G	AB	R	H	TB	2B	3B	HR	RBI	BB	SO	SB	GDP
Brown	.216	38	37	10	8	8	0	0	0	0	2	8	7	0
Bush	.303	93	165	21	50	80	10	1	6	23	24	25	0	5
Castillo	.167	9	12	0	2	4	0	0	1	0	0	2	0	0
Davis	.277	153	534	84	148	271	34	1	29	93	95	117	5	9
Gagne	.265	139	408	52	108	161	23	3	8	42	26	72	11	15
Gladden	.247	126	461	65	114	164	14	9	6	52	36	80	15	13
Harper	.311	123	441	54	137	197	28	1	10	69	14	22	1	14
Hirsek	.284	132	462	72	131	213	20	1	20	89	87	48	4	15
Knoblauch	.281	151	565	78	159	198	24	6	1	50	59	40	25	8
Larkin	.286	98	255	34	73	95	14	1	2	19	30	21	2	9
Leius	.286	109	199	35	57	83	7	2	5	20	30	35	5	4
Mack	.310	143	442	79	137	234	27	8	18	74	34	79	13	11
Munoz	.283	51	138	15	39	69	7	1	7	26	9	31	3	2
Newman	.191	118	246	25	47	52	5	0	0	19	23	21	4	5
Ortiz	.209	61	134	9	28	35	5	1	0	11	15	12	0	6
Pagliariulo	.279	121	365	38	102	140	20	0	6	36	21	55	1	9
Puckett	.319	152	611	92	195	281	29	6	15	89	31	78	11	27
Sorrento	.255	26	47	6	12	26	2	0	4	13	4	11	0	3
Webster	.234	18	54	7	10	20	1	0	3	8	6	10	0	7
Totals	.280	162	5556	776	1557	2331	270	42	140	733	526	747	107	157

PITCHING: (3RD IN A.L.)

PLAYER	W	L	ERA	G	GS	CG	SHO	SV	IP	H	R	ER	HR	BB	SO	
Abbott	3	1	4.75	15	3	0	0	0	47.1	38	27	25	5	36	43	
Aguilera	4	5	2.35	63	0	0	0	42	83.0	44	20	18	3	30	61	
Anderson	5	11	4.96	29	22	2	0	0	134.1	148	82	74	24	42	51	
Banks	1	1	5.71	5	3	0	0	0	17.1	21	15	11	1	12	16	
Bedrosian	5	3	4.42	56	0	0	0	6	77.1	70	42	38	11	35	44	
Casian	0	0	7.36	15	0	0	0	0	18.1	28	16	15	4	7	6	
Edens	2	2	4.09	8	6	0	0	0	33.0	34	15	15	2	10	19	
Ericsson	20	8	3.18	32	32	5	3	0	204.0	189	80	72	13	71	108	
Guthrie	7	5	4.32	41	12	0	0	2	98.0	116	52	47	11	41	72	
Leach	1	2	3.61	50	0	0	0	0	67.1	82	28	27	3	14	32	
Morris	18	12	3.43	35	35	10	2	0	246.2	226	107	94	18	92	163	
Neagle	0	1	4.05	7	3	0	0	0	20.0	28	9	9	3	7	14	
Tapani	16	9	2.99	34	34	4	1	0	244.0	225	84	81	23	40	135	
Wayne	1	0	5.11	8	0	0	0	0	11.0	7	7	7	1	4	4	
West	4	4	4.54	15	12	0	0	0	71.1	66	37	36	13	28	52	
Willis	8	3	2.63	40	0	0	0	2	89.0	76	31	26	4	19	53	
Totals	95	67	3.69	162	21	12	53	1449.1	1402	652	595	139	488	876		

1992 TWINS' STATISTICS

BATTING: (1ST IN MAJORS)

PLAYER	AVG	G	AB	R	H	TB	2B	3B	HR	RBI	BB	SO	SB	GDP
Brito	.143	8	14	1	2	3	1	0	0	2	0	4	0	0
Brown	.067	35	15	8	1	1	0	0	0	0	2	4	2	0
Bruett	.250	56	76	7	19	23	4	0	0	2	6	12	6	0
Bush	.214	100	182	14	39	55	8	1	2	22	11	37	1	5
Davis	.288	138	444	63	128	195	27	2	12	66	73	76	4	11
Gagne	.246	146	439	53	108	152	23	0	7	39	19	83	6	11
Harper	.307	140	502	58	154	206	25	0	9	73	26	22	0	15
Hill	.294	26	51	7	15	18	3	0	0	2	5	6	0	0
Hirsek	.244	112	394	52	96	161	20	0	15	58	71	56	5	12
Jorgensen	.310	22	58	5	18	19	1	0	0	5	3	11	1	4
Knoblauch	.297	155	600	104	178	215	19	6	2	56	88	60	34	8
Larkin	.246	115	337	38	83	121	18	1	6	42	28	43	7	7
Leius	.249	129	409	50	102	130	18	2	2	35	34	61	6	10
Mack	.315	156	600	101	189	280	31	6	16	75	64	106	26	8
Munoz	.270	127	418	44	113	171	16	3	12	71	17	90	4	18
Pagliariulo	.200	42	105	10	21	25	4	0	0	9	1	17	1	1
Parks	.333	7	6	1	2	2	0	0	0	0	1	1	0	0
Puckett	.329	160	639	104	210	313	38	4	19	110	44	97	17	17
Quinones	.200	3	5	0	1	1	0	0	0	0	0	0	0	0
Sorrento	.190	73	137	15	26	38	7	1	0	16	23	26	3	0
Reed	.182	14	33	2	6	8	2	0	0	4	2	11	0	0
Webster	.280	53	118	10	33	48	10	1	1	13	9	11	0	3
Totals	.277	162	5582	747	1544	2185	275	27	104	701	527	834	123	130

1992 TWINS' STATISTICS

PITCHING: (3RD IN A.L.)

PLAYER	W	L	ERA	G	GS	CG	SHO	SV	IP	H	R	ER	HR	BB	SO
Abbot	0	0	3.27	6	0	0	0	0	11.0	12	4	4	1	5	13
Aguilera	2	6	2.84	64	0	0	0	41	66.2	60	28	21	7	17	52
Banks	4	4	5.70	16	12	0	0	0	71.0	80	46	45	6	37	37
Casian	1	0	2.70	6	0	0	0	0	6.2	7	2	2	0	1	2
Edens	6	3	2.83	52	0	0	0	3	76.1	65	26	24	1	36	57
Erickson	13	12	3.40	32	32	5	3	0	212.0	197	86	80	18	83	101
Gozzo	0	0	27.00	2	0	0	0	0	1.2	7	5	5	0	0	1
Guthrie	2	3	2.88	54	0	0	0	5	75.0	59	27	24	7	23	76
Kipper	3	3	4.42	25	0	0	0	0	38.2	40	23	19	8	14	22
Krueger	10	6	4.30	27	27	2	2	0	161.1	166	82	77	18	46	86
Mahomes	3	4	5.04	14	13	0	0	0	69.2	73	41	39	5	37	44
Smiley	16	9	3.21	34	34	5	2	0	241.0	206	93	86	17	65	153
Yapani	16	11	3.97	34	34	5	2	0	220.0	226	103	97	17	48	138
Trombley	3	2	3.30	10	7	0	0	0	46.1	43	20	17	5	17	38
Wayne	3	3	2.63	41	0	0	0	0	48.0	46	18	14	2	19	29
West	1	3	6.99	9	3	0	0	0	28.1	32	24	22	3	20	15
Willis	7	3	2.72	59	0	0	0	1	79.1	73	25	24	4	11	45
Totals	90	72	3.70	162	162	16	13	50	1453.0	1391	653	598	121	479	923

1993 TWINS' STATISTICS

BATTING: (8TH IN A.L.)

PLAYER	AVG	G	AB	R	H	TB	2B	3B	HR	RBI	BB	SO	SB	GDP
Becker	.286	3	7	3	2	4	2	0	0	0	5	4	1	0
Brito	.241	27	54	8	13	27	2	0	4	9	1	20	0	1
Bruett	.250	17	20	2	5	7	2	0	0	1	1	4	0	1
Bush	.156	35	45	1	7	9	2	0	0	3	1	13	0	3
Hale	.333	69	186	25	62	79	9	2	0	37	18	17	2	3
Harper	.304	147	530	62	161	225	26	1	12	73	29	29	1	15
Hocking	.139	15	36	52	16	6	1	0	0	0	6	8	1	1
Hrbe	.242	123	392	60	95	183	11	1	25	83	71	57	4	12
Jorgensen	.224	59	152	15	34	44	7	0	1	12	10	21	1	7
Knoblauch	.277	153	602	82	167	208	27	4	2	41	65	44	29	11
Larkin	.264	56	144	17	38	50	7	1	1	19	21	16	0	5
Lee	.152	15	33	3	5	6	1	0	0	4	1	4	0	0
Leius	.167	10	18	4	3	3	0	0	0	2	2	4	0	1
Mack	.276	128	503	66	139	207	30	4	10	61	41	76	15	13
Maksudian	.167	5	12	2	2	3	1	0	0	2	4	2	0	2
McCarty	.214	98	350	36	75	100	15	2	2	21	19	80	2	13
Meares	.251	111	346	33	87	107	14	3	0	33	7	52	4	11
Munoz	.233	104	326	34	76	128	11	3	13	38	25	97	1	7
Pagliarulo	.292	83	253	31	74	107	16	4	3	23	18	34	6	5
Parks	.200	7	20	3	4	4	0	0	0	1	1	2	0	0
Puckett	.296	156	622	89	184	295	39	3	22	89	47	93	8	15
Reboulet	.258	109	240	33	62	73	8	0	1	15	35	37	5	6
Stahowiak	.193	20	57	1	11	15	4	0	0	1	3	22	0	2
Webster	.198	49	106	14	21	26	2	0	1	8	11	8	1	1
Winfield	.271	143	547	72	148	242	27	2	21	76	45	106	2	15
Totals	.264	162	5601	693	1480	2158	261	27	121	642	493	850	83	150

PITCHING: (13TH IN A.L.)

PLAYER	W	L	ERA	G	GS	CG	SHO	SV	IP	H	R	ER	HR	BB	SO
Aguilera	4	3	3.11	65	0	0	0	34	72.1	60	25	25	9	14	59
Banks	11	12	4.04	31	30	0	0	0	171.1	186	91	77	17	78	138
Brummett	2	1	5.74	5	5	0	0	0	26.2	29	17	17	3	15	10
Casian	5	3	3.02	54	0	0	0	1	56.2	59	23	19	1	14	31
Deshaies	11	13	4.41	27	27	1	0	0	167.1	159	85	82	24	51	80
Erickson	8	19	5.19	34	34	1	0	0	218.2	266	136	126	17	71	116
Garcas	0	0	0.00	4	4	0	0	0	4.0	4	2	0	0	0	3
Guardado	3	8	6.18	19	16	0	0	0	94.2	123	68	65	6	13	36
Guthrie	2	1	4.71	22	0	0	0	0	21.0	20	11	11	2	16	15
Hartley	1	2	4.00	53	0	0	0	1	81.0	86	38	36	4	36	57
Mahomes	1	5	7.71	12	5	0	0	0	37.1	47	34	32	8	16	23
Merriman	1	1	9.67	19	0	0	0	0	27.0	36	29	29	3	23	14
Yapani	12	15	4.43	36	35	3	1	0	225.2	243	123	111	21	57	150
Trombley	6	6	4.88	44	10	0	0	2	114.1	131	72	62	15	41	85
Tsamis	1	2	6.19	41	0	0	0	1	68.1	86	51	47	9	27	30
Willis	3	0	3.10	53	0	0	0	5	58.0	56	23	20	2	17	44
Totals	71	91	4.71	162	5	3	44	1444.1	1591	830	756	148	514	901	

1994 TWINS' STATISTICS

BATTING: (5TH IN A.L.)

PLAYER	AVG	G	AB	R	H	TB	2B	3B	HR	RBI	BB	SO	SB	GDP
Becker	.265	28	98	12	26	32	3	0	1	8	13	25	6	2
Cole	.296	105	345	68	102	139	15	5	4	23	44	60	29	3
Dunn	.229	14	35	2	8	13	5	0	0	4	1	12	0	1
Hale	.263	67	118	13	31	43	9	0	1	11	16	14	0	2
Hocking	.323	11	31	3	10	13	3	0	0	2	0	4	2	1
Hrbe	.270	81	274	34	74	115	11	0	10	53	37	28	0	8
Knoblauch	.312	109	445	85	139	205	45	3	5	51	41	56	35	13
Leius	.246	97	350	57	86	146	16	1	14	49	37	58	2	9
Mack	.333	81	303	55	101	171	21	2	15	61	32	51	4	11
Mahomes	.000	22	0	1	0	0	0	0	0	0	0	0	0	0
McCarty	.260	44	131	21	34	49	8	2	1	12	7	32	2	3
Meares	.266	80	229	29	61	81	12	1	2	24	14	30	0	3
Munoz	.295	75	244	35	72	124	15	2	11	36	19	67	0	4
Parks	.191	75	89	6	17	26	6	0	1	9	4	20	0	2
Puckett	.317	108	439	79	139	237	32	3	20	112	28	47	6	11
Reboulet	.259	74	189	28	49	71	11	1	3	23	18	23	0	6
Walbeck	.204	97	338	31	69	96	12	0	5	35	17	37	1	7
Winfield	.252	77	294	35	74	125	15	3	10	43	31	51	2	7
Totals	.276	113	3952	584	1092	1686	239	23	103	556	359	635	94	93

1994 TWINS' STATISTICS

PITCHING: (28TH IN M.L.)

PLAYER	W	L	ERA	G	GS	CG	SHO	SV	IP	H	R	ER	HR	BB	SO	
Aguilera	1	4	3.63	44	0	0	0	23	44.2	57	23	18	7	10	46	
Campbell	1	0	2.92	14	0	0	0	0	24.2	20	8	8	2	5	15	
Casiano	3	7	7.08	32	0	0	0	0	40.2	57	34	32	11	12	18	
Deshaies	6	12	7.39	25	25	0	0	0	130.1	170	109	107	30	54	78	
Erickson	8	11	5.44	23	23	2	1	0	144.0	173	95	87	15	59	104	
Garagozzo	0	0	9.64	7	0	0	0	0	9.1	9	10	10	3	13	3	
Guardado	0	2	8.47	4	4	0	0	0	17.0	26	16	16	3	4	8	
Guthrie	4	2	6.14	50	2	0	0	1	51.1	65	43	35	8	18	38	
Mahomes	9	5	4.73	21	21	0	0	0	120.0	121	68	63	22	62	53	
Merriman	0	1	6.35	15	0	0	0	0	17.0	18	13	12	0	14	10	
Pulido	3	7	5.98	19	14	0	0	0	84.1	87	57	56	17	40	32	
Schullstrom	0	0	2.77	9	0	0	0	1	13.0	13	7	4	0	5	13	
Stevens	5	2	6.80	24	0	0	0	0	45.0	55	35	34	6	23	24	
Tapani	11	7	4.52	24	24	4	1	0	156.0	181	86	80	13	39	91	
Trombley	2	0	6.33	24	0	0	0	1	0	48.1	56	36	34	10	18	32
Willis	2	4	5.92	49	0	0	0	3	59.1	89	48	39	6	12	37	
Totals	53	60	5.68	113	6	4	29	1005.0	1197	688	634	153	388	602		

1995 TWINS' STATISTICS

BATTING: (4TH IN A.L.)

PLAYER	AVG	G	AB	R	H	TB	2B	3B	HR	RBI	BB	SO	SB	GDP
Becker	.237	106	392	45	93	116	15	1	2	33	34	95	8	9
Brito	.200	5	5	1	1	4	0	0	1	1	0	3	0	1
Clark	.339	36	109	17	37	60	8	3	3	15	2	11	3	5
Cole	.342	28	79	10	27	37	3	2	1	14	8	15	1	0
Coomer	.257	37	101	15	26	46	3	1	5	19	9	11	0	9
Cordova	.277	137	512	81	142	249	27	4	24	84	52	111	20	10
Dunn	.000	5	6	0	0	0	0	0	0	0	1	3	0	0
Hiele	.252	69	103	10	27	37	4	0	2	18	11	20	0	6
Hocking	.200	9	25	4	5	9	4	0	2	0	3	2	1	0
Ingman	.125	4	8	0	1	1	0	0	0	1	2	1	0	1
Knoblauch	.333	136	538	107	179	262	34	8	11	63	78	95	46	15
Lawton	.317	21	60	11	19	28	4	1	1	12	7	11	1	1
Leius	.247	117	372	51	92	130	16	5	4	45	49	54	2	14
Maas	.193	22	57	5	11	18	4	0	1	5	7	11	0	4
Masteller	.237	71	198	21	47	68	12	0	3	21	18	19	1	7
McCarthy	.218	25	55	10	12	17	3	1	0	4	4	18	0	1
Meares	.269	116	390	57	105	168	19	4	12	49	15	68	10	17
Merullo	.282	76	195	19	55	74	14	1	1	27	14	27	0	5
Munoz, P	.301	104	376	45	113	184	17	0	18	58	19	86	0	14
Puckett	.314	137	538	83	169	277	39	0	23	99	56	89	3	15
Reabe	.214	6	14	4	2	3	0	0	0	1	1	0	0	0
Reboulet	.292	87	216	39	63	86	11	0	4	23	27	34	1	3
Stahowiak	.266	94	263	28	70	98	19	0	3	23	30	61	5	3
Walbeck	.257	115	393	40	101	124	18	1	1	44	25	71	3	11
Totals	.279	144	5005	703	1398	2096	270	34	120	662	471	916	105	152

PITCHING: (28TH IN M.L.)

PLAYER	W	L	ERA	G	GS	CG	SHO	SV	IP	H	R	ER	HR	BB	SO
Aguilera	1	1	2.52	22	0	0	0	12	25.0	20	7	7	2	6	29
Campbell	0	0	4.66	6	0	0	0	0	9.2	8	5	5	0	5	5
Erickson	4	6	5.95	15	15	0	0	0	87.2	102	61	58	11	32	45
Guardado	4	9	5.12	51	5	0	0	2	91.1	99	54	52	13	45	71
Guthrie	5	3	4.46	36	0	0	0	0	42.1	47	22	21	5	16	48
Harris	0	5	8.82	7	6	0	0	0	32.2	50	35	32	5	16	21
Hawkins	2	3	8.67	6	6	1	0	0	27.0	39	29	26	3	12	9
Horsman	0	0	7.00	6	0	0	0	0	9.0	12	8	7	2	4	4
Küngenbeck	0	2	8.57	18	4	0	0	0	48.1	69	48	46	16	24	27
Mahomes	4	10	6.37	47	7	0	0	3	94.2	100	74	67	22	47	67
Munoz, O	2	7	5.60	10	3	0	0	0	35.1	40	28	22	6	17	25
Pariz	1	5	7.59	12	12	0	0	0	61.2	83	59	52	11	22	29
Radke	11	14	5.32	29	28	2	1	0	181.0	195	112	107	32	47	75
Robertson	2	0	3.83	25	4	1	0	0	51.2	48	28	22	4	31	38
Rodriguez	5	6	5.38	16	16	0	0	0	90.1	93	64	54	8	47	45
Sanford	0	0	5.30	11	0	0	0	0	18.2	16	11	11	7	16	17
Schullstrom	0	0	6.89	37	0	0	0	0	47.0	66	36	36	8	22	21
Stevens	5	4	5.07	56	0	0	0	10	65.2	74	40	37	14	32	47
Tapani	6	11	4.92	20	20	3	1	0	133.2	155	79	73	21	34	88
Trombley	4	8	5.62	20	18	0	0	0	97.2	107	68	61	18	42	68
Watkins	0	0	5.40	27	0	0	0	0	21.2	22	14	13	2	11	11
Willis	0	0	94.50	3	0	0	0	0	0.2	5	7	7	0	5	0
Totals	56	88	5.76	144	7	2	27	1272.2	1450	889	815	210	533	790	

TWINS WITH 100-PLUS RBI SEASONS

NO.	PLAYER	YEARS	NO.	PLAYER	YEARS
8	Harmon Killebrew	1961, '62, '64, '66, '67, '69, '70, '71	1	Larry Hise	1977
4	Justin Morneau	2006, '07, '08, '09	1	Kent Hrbek	1984
3	Kirby Puckett	1988, '92, '94	1	Paul Molitor	1996
2	Bob Allison	1961, '62	1	Marty Cordova	1996
2	Tony Oliva	1969, '70	1	Corey Koskie	2001
2	Gary Gaetti	1986, '87	1	Michael Cuddyer	2006
2	Torii Hunter	2003, '07	1	Jason Kubel	2009
1	Rod Carew	1977	1	Delmon Young	2010

1996 TWINS' STATISTICS

BATTING: (3RD IN A.L.)

PLAYER	AVG	G	AB	R	H	TB	2B	3B	HR	RBI	BB	SO	SB	GDP
Becker	.291	148	525	92	153	228	31	4	12	71	68	118	6	1
Brede	.300	110	230	20	66	8	0	1	0	2	2	1	0	1
Coomer	.296	95	233	34	68	119	12	1	2	17	12	14	3	10
Cordova	.309	145	568	97	176	272	46	1	16	111	53	96	11	18
Durant	.210	40	81	15	17	20	3	0	0	5	10	15	3	2
Hale	.276	85	87	8	24	32	5	0	1	16	10	6	0	3
Hocking	.197	49	127	16	25	34	6	0	1	10	8	24	3	3
Hollins	.242	121	422	71	102	167	26	0	13	53	71	102	6	9
Kelly	.323	98	322	41	104	147	17	4	6	47	23	53	10	17
Knoblauch	.341	153	578	140	197	299	35	14	13	72	98	74	45	9
Lawton	.258	79	252	34	65	92	7	1	6	42	28	28	4	6
Meares	.267	152	517	66	138	202	26	7	8	67	17	90	9	19
Moltitor	.341	161	660	99	225	309	41	8	9	113	56	72	18	11
Myers	.286	97	323	37	94	140	22	3	6	47	19	52	0	11
Quinn	.222	7	9	0	2	2	0	0	0	0	1	0	0	0
Raabe	.222	7	9	0	2	2	0	0	0	0	1	0	0	0
Rehoullet	.222	107	234	20	52	61	9	0	0	23	25	34	4	10
Stahowiak	.284	130	405	72	115	190	30	3	13	61	58	114	3	9
Walbeck	.223	63	215	25	48	64	10	0	2	24	9	34	3	6
Walker	.256	25	82	8	21	27	6	0	0	6	4	13	2	4
Totals	.288	162	5673	877	1633	2413	332	47	118	812	576	958	143	172

PITCHING: (12TH IN A.L.)

PLAYER	W	L	ERA	G	GS	CG	SHO	SV	IP	H	R	ER	HR	BB	SO
Aguilera	8	6	5.42	19	19	2	0	0	111.1	124	69	67	20	27	83
Alred	6	5	5.09	25	17	0	0	0	122.0	134	73	69	20	42	75
Bennett	2	0	7.90	24	0	0	0	0	1	27.1	33	24	24	7	16
Guardado	6	5	5.25	83	0	0	0	4	73.2	61	45	43	12	33	74
Hansell	3	0	5.69	50	0	0	0	3	74.1	83	48	47	14	31	46
Hawkins	1	1	8.20	7	6	0	0	0	26.1	42	24	24	8	9	24
Klengenbeck	1	1	7.85	10	3	0	0	0	28.2	42	28	25	5	10	15
Melthomes	1	4	7.20	20	5	0	0	0	45.0	63	38	36	10	27	30
Mitchin	2	1	8.31	26	0	0	0	0	21.2	31	21	20	7	6	12
Miller	1	2	8.23	26	0	0	0	0	26.1	45	28	27	7	9	15
Naulty	3	2	3.79	49	0	0	0	4	57.0	43	26	24	5	35	56
Parra	5	5	6.04	27	5	0	0	0	70.0	88	48	47	15	27	50
Radke	11	16	4.46	35	35	3	0	0	232.0	231	125	115	40	57	148
Robertson	7	17	5.12	36	31	5	3	0	186.1	197	113	106	22	116	114
Rodriguez	13	14	5.05	38	33	3	0	2	206.2	218	129	116	27	78	110
Serafini	0	1	10.38	1	1	0	0	0	4.1	7	5	5	1	2	1
Stevens	3	3	4.66	49	0	0	0	11	58.0	58	31	30	12	25	29
Trombley	5	1	3.01	43	0	0	0	6	68.2	61	24	23	2	25	57
Totals	78	84	5.28	162	162	13	5	31	1439.2	1561	900	844	233	581	959

1997 TWINS' STATISTICS

BATTING: (3RD IN A.L.)

PLAYER	AVG	G	AB	R	H	TB	2B	3B	HR	RBI	BB	SO	SB	GDP
Becker	.264	132	443	61	117	175	22	3	10	45	62	130	17	4
Brede	.274	61	190	25	52	74	11	1	3	21	21	38	7	1
Colbrunn	.281	70	217	24	61	90	14	0	5	26	8	38	1	7
Coomer	.298	140	523	63	156	229	30	2	13	85	22	91	4	11
Cordova	.246	103	378	44	93	164	18	4	15	51	30	92	5	13
Hocking	.257	115	253	28	65	91	12	4	2	25	18	51	3	6
Hunter	1	0	0	0	0	0	0	0	0	0	0	0	0
Jackson	.254	49	130	19	33	46	2	1	3	21	4	21	2	2
Kelly	.287	75	247	39	71	109	19	2	5	37	17	50	7	4
Knoblauch	.291	156	611	117	178	251	26	10	9	58	84	84	62	11
Latham	.182	15	22	4	4	5	1	0	0	1	0	8	0	0
Lawton	.248	142	460	74	114	191	29	3	14	60	76	81	7	7
Meares	.276	134	439	63	121	180	23	3	10	60	18	86	7	18
Miller D	.273	75	236	5	18	25	1	0	2	13	2	12	0	2
Moltitor	.305	135	538	63	164	234	32	4	10	89	45	73	11	8
Myers	.267	62	165	24	44	72	11	1	5	28	16	29	0	4
Ortiz	.327	15	49	10	16	22	3	0	1	6	2	19	0	1
Stahowiak	.229	91	275	33	63	110	17	0	10	33	24	73	5	7
Steinbach	.248	122	447	60	111	176	27	1	12	54	35	106	6	14
Valentin	.286	4	7	1	2	2	0	0	0	0	0	3	0	0
Walker	.237	52	156	15	37	55	7	1	3	16	11	30	7	5
Pitchers	.111	162	18	0	2	2	0	0	1	0	0	6	0	1
Totals	.270	162	5634	772	1522	2303	305	40	132	730	495	1121	151	117

PITCHING: (12TH IN A.L.)

PLAYER	W	L	ERA	G	GS	CG	SHO	SV	IP	H	R	ER	HR	BB	SO
Aguilera	5	4	3.82	61	0	0	0	26	68.1	65	29	29	9	22	68
Alred	2	10	7.68	17	15	0	0	0	77.1	102	66	66	20	28	33
Bowers	0	3	8.05	5	5	0	0	0	19.0	27	20	7	2	8	7
Guardado	0	4	3.91	69	0	0	0	1	46.0	45	23	20	7	47	54
Hawkins	6	12	5.84	20	20	0	0	0	105.1	134	71	67	19	47	58
Janus	0	0	12.46	6	6	0	0	0	13.0	23	18	18	4	8	9
Miller T	1	5	7.53	13	7	0	0	0	48.3	64	49	41	8	23	26
Naulty	1	1	5.87	29	0	0	0	1	30.2	29	20	20	8	10	23
Olson	0	0	18.36	11	0	0	0	0	8.1	19	17	17	0	11	6
Radke	20	10	3.87	35	35	4	1	0	239.2	238	114	103	28	48	174
Ritchie	2	3	4.58	42	0	0	0	0	74.2	87	41	38	11	28	44
Robertson	8	12	5.69	31	26	0	0	0	147.0	169	105	93	19	70	69
Rodriguez	3	6	4.62	43	15	0	0	0	142.1	147	82	73	12	60	65
Serafini	2	1	3.42	6	4	1	0	0	26.1	27	11	10	1	11	15
Stevens	7	3	9	6	6	0	0	0	23.0	41	23	23	8	17	16
Swindle	7	4	3.58	65	1	0	0	1	115.2	102	46	46	12	25	75
Tewksbury	8	13	4.22	26	26	5	2	0	168.2	200	83	79	12	31	32
Trombley	2	3	4.37	67	0	0	0	0	82.1	77	43	40	7	31	74
Totals	68	94	5.00	162	162	10	4	30	1434.0	1556	861	796	187	495	908

1998 TWINS' STATISTICS

BATTING: (9TH IN A.L.)

PLAYER	AVG	G	AB	R	H	TB	2B	3B	HR	RBI	BB	SO	SB	GDP
Cooper	.276	137	529	54	146	215	22	1	15	72	18	72	2	22
Dodson	.263	119	429	54	115	165	20	2	10	64	50	110	3	14
Gates	.249	107	333	31	83	107	15	0	3	42	36	46	3	4
Hocking	.202	110	198	32	40	57	6	1	3	15	16	44	2	2
Hunter	.235	6	17	0	4	5	1	0	0	2	2	6	0	1
Koskie	.138	11	29	2	4	7	0	0	1	2	7	10	0	0
Latham	.160	34	94	14	15	19	1	0	1	5	13	36	4	0
Lawton	.278	152	557	91	155	266	36	6	21	77	86	64	16	10
Mares	.260	148	543	52	141	200	20	3	9	70	24	86	7	12
Merced	.289	63	204	22	59	86	12	0	5	33	17	28	1	4
Mientkiewicz	.200	8	25	1	5	6	1	0	0	2	4	3	1	0
Molitor	.281	126	502	75	141	192	29	5	4	69	45	41	9	19
Nixon	.297	110	448	71	133	154	6	6	1	20	44	56	37	14
Ochoa	.257	94	249	35	64	88	14	2	2	25	10	35	6	7
Ortiz	.277	86	278	47	77	124	20	0	9	46	39	72	1	8
Pierzynski	.300	7	10	1	3	3	2	0	0	1	2	0	0	0
Shane	.250	19	40	10	10	16	3	0	0	5	3	10	1	0
Stahowiak	.105	9	19	1	2	5	0	0	1	1	0	7	0	0
Steinbach	.242	124	422	45	102	173	25	2	14	54	38	89	0	16
Valentin	.198	55	162	11	32	50	7	1	3	18	11	30	0	7
Walker	.316	143	528	84	167	250	41	3	12	62	47	65	19	13
Pitchers	.313	162	16	1	5	5	0	0	0	1	0	9	0	0
TOTALS	.266	162	5641	734	1499	2193	285	32	115	691	506	915	112	155

PITCHING: (8TH IN A.L.)

PLAYER	W	L	ERA	G	GS	CG	SHO	SV	IP	H	R	ER	HR	BB	SO
Aguilera	4	9	4.24	68	0	0	0	38	74.1	75	35	35	8	15	57
Baptist	0	1	5.67	13	0	0	0	0	27.0	34	18	17	5	11	11
Carrasco	4	2	4.38	73	0	0	0	1	61.2	61	30	40	4	31	46
Guardado	3	7	4.33	33	0	0	0	0	65.3	66	34	33	10	28	53
Hawkins	0	14	5.25	33	0	0	0	0	190.1	227	126	111	27	61	105
Miller	0	2	3.86	14	0	0	0	0	23.1	25	10	10	0	11	23
Milton	8	14	5.64	32	32	1	0	0	172.1	195	113	108	25	70	107
Morgan	4	2	3.49	18	17	0	0	0	98.0	108	41	38	13	24	50
Naulty	0	2	4.94	19	0	0	0	0	23.2	25	16	13	3	10	15
Radke	12	14	4.30	32	32	5	1	0	213.2	238	109	102	23	43	146
Ritchie	0	0	5.63	15	0	0	0	0	24.0	30	17	15	1	9	15
Rodriguez	4	6	6.36	20	11	0	0	0	70.0	88	58	51	6	30	62
Sampson	1	0	1.56	5	2	0	0	0	17.1	10	3	3	0	6	16
Serafini	7	4	6.48	28	9	0	0	0	75.0	95	58	54	10	29	46
Swindell	3	3	3.66	52	0	0	0	2	66.1	67	27	27	10	18	45
Jewksbury	7	13	4.79	26	25	1	0	0	148.1	174	82	79	19	20	60
Trombley	6	5	3.63	77	1	0	0	1	96.2	90	41	39	16	41	89
TOTALS	70	92	4.75	162	162	7	8	42	1447.2	1622	818	764	180	457	952

1999 TWINS' STATISTICS

BATTING: (11TH IN A.L.)

PLAYER	AVG	G	AB	R	H	TB	2B	3B	HR	RBI	BB	SO	SB	GDP
Allen	.277	137	481	69	133	190	21	3	10	46	37	89	14	10
Cooper	.263	127	467	53	123	198	25	1	16	65	30	69	2	16
Cordova	.285	124	425	62	121	197	28	3	14	70	48	96	2	22
Cummings	.263	16	38	1	10	13	0	0	1	9	3	7	2	0
Davidson	.136	12	22	3	3	3	0	0	0	3	0	4	2	2
Gates	.255	110	306	40	78	104	13	2	3	38	34	56	1	11
Guzman	.226	131	420	47	95	116	12	3	1	26	22	90	9	5
Hocking	.267	136	386	47	103	146	18	2	7	41	22	54	11	10
Hunter	.255	135	384	52	98	146	17	2	9	35	26	72	10	9
Jones	.289	95	322	54	93	148	24	2	9	44	17	63	3	7
Koskie	.310	117	342	42	106	160	21	0	11	58	40	72	4	6
Latham	.091	14	22	1	2	2	0	0	0	3	0	13	0	0
Lawton	.259	118	406	58	105	144	18	0	7	54	57	42	26	11
Mientkiewicz	.229	118	320	31	75	108	12	3	2	34	32	43	5	13
Ortiz	.000	10	20	1	0	0	0	0	0	0	5	12	0	2
Pierzynski	.273	9	22	3	6	8	2	0	0	3	1	4	0	0
Steinbach	.284	101	338	35	96	132	16	4	4	42	38	54	2	10
Valentin	.248	78	218	22	54	83	12	1	5	28	22	39	0	2
Walker	.279	143	531	62	148	211	37	4	6	46	52	83	18	15
Pitchers	.056	161	18	0	1	1	0	0	0	3	8	0	0	0
TOTALS	.264	161	5495	686	1450	2110	285	30	105	643	500	978	118	151

PITCHING: (9TH IN A.L.)

PLAYER	W	L	ERA	G	GS	CG	SHO	SV	IP	H	R	ER	HR	BB	SO
Aguilera	3	1	1.27	17	0	0	0	6	21.1	10	3	3	2	2	13
Carrasco	2	3	4.96	39	0	0	0	1	49.0	48	29	27	3	18	35
Guardado	2	5	4.50	63	0	0	0	2	48.0	37	24	24	6	25	50
Hawkins	10	14	6.66	33	33	1	0	0	174.1	238	136	129	29	60	103
Lincoln	3	10	6.84	18	15	0	0	0	76.1	102	59	58	11	26	27
Mays	6	11	4.37	49	20	2	1	0	171.0	179	92	83	24	67	115
Miller	2	1	2.72	52	0	0	0	0	49.2	55	19	15	3	16	40
Molitor	1	11	4.49	34	34	5	2	0	206.1	190	111	103	28	63	163
Perkins	1	7	6.54	28	12	0	0	0	86.2	117	69	63	14	43	44
Radke	12	14	3.75	33	33	4	0	0	218.2	239	97	91	28	44	121
Radtosky	0	1	12.46	7	0	0	0	0	8.2	15	12	12	7	4	3
Rath	0	1	11.57	5	1	0	0	0	4.2	6	6	6	1	5	1
Redman	1	0	8.53	5	1	0	0	0	12.2	17	13	12	3	7	11
Romero	0	0	3.72	5	0	0	0	0	9.2	13	4	4	0	0	4
Ryan	1	4	4.87	8	8	1	0	0	40.2	46	23	22	9	17	15
Sampson	3	2	8.11	30	4	0	0	0	71.0	107	65	64	17	34	56
Trombley	2	8	4.33	75	0	0	0	24	87.1	93	42	42	15	28	82
Wells	8	3	3.81	76	0	0	0	1	87.1	79	41	37	8	28	44
TOTALS	63	97	5.00	161	161	13	8	34	1423.1	1591	845	791	208	487	927

2000 TWINS' STATISTICS

BATTING: (10TH IN A.L.)

PLAYER	AVG	G	AB	R	H	2B	3B	HR	RBI	SH	SF	HB	BB	SO	SB	CS	E	OBP
Allen	.300	15	50	2	15	3	0	0	7	0	1	1	3	14	0	2	0	.345
Ardoin	.125	15	32	4	4	1	0	1	3	0	0	0	8	10	0	1	0	.300
Barnes	.351	11	37	5	13	4	0	0	2	0	0	2	6	0	0	0	0	.415
Blake	.188	7	16	1	3	2	0	0	1	0	1	2	3	7	0	0	0	.333
Buchanan	.232	30	82	30	19	3	0	1	8	0	2	1	8	22	0	2	0	.301
Canizaro	.269	102	346	43	93	21	1	7	40	0	0	1	24	57	4	2	6	.318
Coomer	.270	140	544	64	147	29	1	16	82	0	5	4	36	50	2	0	5	.317
Cummings	.276	77	181	28	50	10	0	4	22	1	0	3	11	25	0	0	0	.328
Guzman	.247	156	631	89	156	25	20	8	54	7	4	2	46	101	28	10	22	.299
Hocking	.298	134	373	52	111	24	4	4	47	7	5	0	48	77	7	5	5	.373
Hunter	.280	99	336	44	94	14	7	5	44	0	2	2	18	68	4	3	3	.318
Huskey	.223	64	215	22	48	13	0	5	27	0	3	2	25	49	0	2	3	.306
Jensen	.209	52	139	16	29	7	1	3	14	1	0	0	24	36	0	1	2	.325
Jones	.285	164	523	66	149	26	5	19	76	1	0	0	26	111	2	7	2	.319
Koskie	.300	146	474	79	142	32	4	9	65	1	3	4	77	104	5	4	12	.400
Lawton	.305	156	561	84	171	44	2	13	88	0	5	7	91	63	23	7	5	.405
LeCroy	.174	56	167	18	29	10	0	5	17	1	3	2	17	38	0	0	4	.244
Maxwell	.243	64	111	14	27	6	0	1	11	0	3	1	9	32	2	1	6	.298
Mientkiewicz	.429	3	14	0	6	0	0	0	4	0	1	0	0	0	0	0	0	.400
Moeller	.211	48	128	13	27	3	1	1	9	1	1	0	9	33	1	0	6	.261
Ortiz	.282	130	415	59	117	36	1	10	63	0	6	0	57	81	1	0	1	.364
Pierzynski	.307	33	88	12	27	5	1	2	11	0	1	2	5	14	1	0	0	.354
Rivas	.310	16	58	8	18	4	1	0	6	2	2	0	2	4	2	0	1	.323
Walker	.234	23	77	14	18	1	0	2	8	0	3	0	7	10	3	0	4	.287
Pitchers	.176	162	17	1	1	0	0	0	0	2	0	0	0	9	0	0	14	.176
Totals	.270	162	5615	748	1516	325	49	116	711	24	51	35	556	1021	90	45	102	.337

PITCHING: (11TH IN A.L.)

PLAYER	W	L	ERA	G	GS	CG	SH	SV	IP	H	R	ER	HR	HB	BB	SO	WP	BK	BAA
Bergman	4	5	9.66	15	14	0	0	0	68.0	111	76	73	18	2	33	35	2	0	.374
Carrasco	4	3	4.25	61	0	0	0	1	72.0	75	38	34	6	3	33	57	14	0	.271
Cressendo	0	0	5.27	11	0	0	0	0	13.2	20	8	8	0	0	6	6	0	0	.364
Guardado	7	6	3.94	70	0	0	0	19	61.2	55	27	27	14	7	25	52	1	1	.238
Hawkins	2	2	3.39	66	0	0	0	14	87.7	86	34	33	7	1	32	59	6	0	.256
Kinney	2	2	5.10	8	8	0	0	0	42.1	41	26	24	1	0	25	24	4	0	.261
Lincoln	0	3	10.89	8	4	0	0	0	20.2	36	25	25	10	2	13	15	1	0	.383
Mays	7	15	5.56	31	28	2	1	0	160.1	193	105	99	20	2	67	102	11	0	.299
Miller	2	3	3.90	67	0	0	0	1	67.0	83	35	29	4	1	32	62	2	0	.297
Milton	13	10	4.86	33	33	0	0	0	200.0	205	123	108	35	7	44	160	5	0	.260
Mota	0	0	8.44	4	0	0	0	0	5.1	10	5	5	1	0	1	3	1	0	.370
Radke	12	16	4.45	34	34	4	1	0	226.2	261	119	112	27	5	51	141	5	0	.286
Redman	12	9	4.76	32	32	24	0	0	151.1	168	81	80	22	3	45	117	6	0	.281
Romero	2	7	7.02	12	11	0	0	0	57.2	72	51	45	8	1	30	50	2	1	.312
Ryan	0	1	7.62	16	1	0	0	0	26.0	37	24	22	8	1	10	19	2	0	.330
Santana	2	3	6.49	30	5	0	0	0	86.0	102	64	62	11	2	54	64	5	2	.302
Wells	0	0	6.65	76	0	0	0	10	86.1	80	39	35	14	4	15	76	1	0	.247
Totals	69	93	5.14	162	162	6	4	35	1432.2	1634	880	819	212	35	516	1042	68	4	.287

2001 TWINS' STATISTICS

BATTING: (4TH IN A.L.)

PLAYER	AVG	G	AB	R	H	2B	3B	HR	RBI	SH	SF	HB	BB	SO	SB	CS	E	OBP
Allen	.263	57	175	20	46	13	2	4	20	0	0	0	19	37	2	2	2	.333
Barnes	.048	7	21	1	1	0	0	0	0	0	0	1	1	3	0	0	0	.130
Blake	.318	10	22	1	7	1	0	0	2	0	0	0	3	8	1	0	1	.400
Buchanan	.274	69	197	28	54	12	0	10	32	0	1	2	19	58	1	1	2	.342
Cuddyer	.222	8	18	1	4	2	0	0	1	0	0	0	2	6	1	0	1	.300
Guzman	.302	118	493	80	149	28	14	10	51	8	0	5	21	78	25	8	21	.337
Hocking	.251	112	327	34	82	16	2	3	25	4	1	2	29	67	6	1	5	.315
Hunter	.261	148	564	82	147	32	5	27	92	1	1	8	29	125	9	6	4	.306
Jones	.276	149	475	57	131	25	0	14	45	2	0	3	39	92	12	9	5	.356
Kielty	.250	37	104	8	26	8	0	2	14	0	0	0	8	25	3	0	3	.297
Koskie	.276	153	562	100	155	37	2	26	103	0	7	12	68	118	27	6	15	.362
Lawton	.283	103	376	71	110	25	0	10	51	0	2	3	63	46	19	6	4	.396
LeCroy	.425	15	40	6	17	5	0	3	12	0	1	1	0	8	0	1	0	.429
Maxwell	.191	39	68	4	13	4	0	1	10	1	0	0	9	23	2	0	2	.286
McCracken	.219	24	64	7	14	2	2	0	3	1	0	0	5	13	0	1	0	.275
Mientkiewicz	.306	151	543	77	166	39	1	15	74	0	7	9	67	92	2	6	4	.387
Mohr	.235	20	51	6	12	2	0	0	4	0	1	0	5	17	1	1	0	.298
Ortiz	.234	89	303	46	71	17	1	18	48	1	2	1	40	68	1	0	0	.324
Pierzynski	.289	114	381	51	110	33	2	7	55	1	3	4	16	57	1	7	10	.322
Prince	.219	64	196	19	43	4	1	7	23	0	1	6	12	39	3	1	0	.284
Rivas	.266	53	170	15	43	2	1	7	42	1	1	0	40	89	3	11	15	.319
Pitchers	.353	19	17	2	6	2	0	0	1	1	0	0	0	0	0	1	1	.353
Totals	.272	162	5560	771	1514	328	38	164	717	25	38	64	495	1083	146	67	96	.337

MOST YEARS PLAYED AT THE POSITION BY A TWIN

C:	Earl Battey	1961-66
1B:	Kent Hrbek	1982-94
2B:	Rod Carew	1967-69, '71-'75
SS:	Greg Gagne	1985-92
3B:	Gary Gaetti	1982-90
OF:	Kirby Puckett	1984-95
OF:	Torii Hunter	1998-2007
OF:	Tony Oliva	1964-71
OF:	Bob Allison	1961-63, '65-'69

2001 TWINS' STATISTICS

PITCHING: (7TH IN A.L.)

PLAYER	W	L	ERA	G	GS	CG	SH	SV	IP	H	R	ER	HR	HB	BB	SO	WP	BK	BAA
Balfour	0	0	13.50	2	0	0	0	0	2.2	7	7	4	2	0	3	2	0	0	.333
Carrasco	4	3	4.61	24	0	0	0	1	73.2	77	40	38	8	0	30	70	2	1	.277
Cressend	3	2	3.61	44	0	0	0	0	56.1	50	24	23	6	0	16	40	0	0	.237
Dinesen	0	0	7.71	8	0	0	0	0	4.2	7	4	4	0	0	2	4	1	0	.368
Fiore	0	1	5.68	4	0	0	0	0	6.1	5	4	4	0	0	2	5	0	0	.208
Guardado	7	1	3.51	67	0	0	0	12	66.2	47	27	26	5	1	23	67	4	0	.197
Hawkins	1	5	5.96	62	0	0	0	28	51.1	59	34	34	3	1	39	36	7	0	.291
Johnson	1	2	8.28	7	4	0	0	0	25.0	32	25	23	6	5	13	17	1	0	.323
Jones	1	0	3.26	24	0	0	0	2	19.1	27	8	7	3	0	7	15	0	0	.333
Lohse	4	7	5.68	19	16	0	0	0	90.1	102	60	57	16	8	29	64	5	0	.284
Mays	17	13	3.16	34	34	4	2	0	233.2	205	87	82	25	5	64	123	11	0	.235
Miller	1	4	4.81	45	0	0	0	0	48.2	54	30	26	5	1	20	30	1	0	.283
Milton	15	17	4.32	35	34	2	1	0	220.2	222	109	106	35	5	61	157	2	0	.257
Radke	15	11	3.94	33	33	6	2	0	226.0	235	105	99	24	10	26	137	4	1	.271
Redman	2	4	4.22	9	9	0	0	0	48.0	57	26	23	6	0	19	29	6	0	.286
Reed	4	6	5.19	12	12	0	0	0	67.2	92	48	39	12	4	14	43	6	0	.325
Rincon	0	0	6.35	4	0	0	0	0	5.2	7	5	4	1	0	5	4	0	0	.318
Romero	1	4	6.23	14	11	0	0	0	65.0	71	48	45	10	1	24	39	1	0	.277
Santana	1	0	4.74	15	4	0	0	0	43.2	50	25	23	6	3	16	28	3	0	.292
Thomas	0	2	9.37	5	5	0	0	0	16.1	20	17	17	6	1	14	6	2	0	.303
Wells	8	5	5.11	65	0	0	0	2	68.2	72	39	39	12	10	18	49	0	0	.273
Totals	85	77	4.51	162	162	12	8	45	1441.1	1494	766	723	192	56	445	965	58	2	.268

2002 TWINS' STATISTICS

BATTING: (5TH IN A.L.)

PLAYER	AVG	G	AB	R	H	2B	3B	HR	RBI	SH	SF	HB	BB	SO	SB	CS	E	OBP
Blake	.200	9	20	2	4	1	0	0	1	0	0	0	2	7	0	0	2	.273
Buchanan	.252	44	135	19	34	5	1	5	15	0	0	2	6	33	2	1	0	.294
Centazzo	.214	38	112	14	24	8	1	0	13	1	2	1	10	22	0	0	1	.280
Cuddeyer	.259	41	112	12	29	7	0	4	13	1	2	1	8	30	0	0	1	.311
Guzman	.273	148	623	80	170	31	6	9	59	8	6	2	17	79	12	13	12	.292
Hocking	.250	102	260	28	65	13	0	2	25	4	5	1	24	44	0	2	10	.310
Hunter	.289	148	561	89	162	37	4	29	94	0	3	5	35	118	23	8	3	.334
Jones	.300	149	577	96	173	37	2	27	85	4	6	2	37	129	6	7	5	.341
Kielty	.291	112	289	49	84	14	3	12	46	0	2	5	52	66	4	1	0	.405
Koskie	.267	140	490	71	131	37	3	15	69	0	5	9	72	127	10	11	12	.368
Lamb	.100	7	10	0	1	0	0	0	0	0	0	0	0	2	0	0	0	.100
Lecroy	.260	63	181	19	47	11	1	7	27	0	2	0	13	38	0	2	1	.306
Mientkiewicz	.261	143	467	60	122	29	1	10	64	0	7	6	74	69	1	2	5	.365
Mohr	.269	120	383	55	103	23	2	12	45	2	0	1	31	86	6	3	2	.325
Morris	.000	4	7	0	0	0	0	0	0	0	0	0	0	0	0	0	0	.000
Ortiz	.272	125	412	52	112	32	0	20	75	0	8	5	43	87	1	2	1	.339
Pierzynski	.300	130	440	54	132	31	6	8	49	2	3	11	13	61	1	2	3	.334
Prince	.224	51	125	14	28	7	1	4	16	3	2	4	14	26	1	3	1	.317
Restovich	.308	8	13	3	4	0	0	1	1	0	0	0	1	4	1	0	0	.357
Rivas	.256	93	316	46	81	23	4	4	35	8	0	3	19	51	9	4	5	.305
Ryan	.091	7	11	3	1	0	0	0	0	0	0	0	0	2	0	0	0	.091
Sears	.333	7	12	2	4	2	0	0	0	0	0	0	0	1	0	0	0	.333
Valentin	.500	4	4	0	2	0	0	0	0	0	0	0	0	0	0	0	0	.500
Pitchers	.227	161	22	0	5	0	0	0	1	1	0	0	1	6	0	0	8	.261
Totals	.272	161	5582	768	1518	348	36	167	731	34	52	56	472	1089	79	62	74	.332

PITCHING: (6TH IN A.L.)

PLAYER	W	L	ERA	G	GS	CG	SH	SV	IP	H	R	ER	HR	HB	BB	SO	WP	BK	BAA
Cressend	0	1	5.91	23	0	0	0	0	32.0	40	25	21	6	1	19	22	1	0	.305
Fiore	10	3	3.16	48	2	0	0	0	91.0	74	32	32	10	5	43	55	2	0	.224
Frederick	0	0	10.03	8	0	0	0	0	11.2	13	13	13	3	0	10	5	2	0	.283
Guardado	1	3	2.93	68	0	0	0	45	67.2	53	22	22	9	1	18	70	0	0	.215
Hawkins	6	0	2.13	65	0	0	0	0	80.1	63	23	19	5	0	15	63	9	0	.217
Jackson	2	3	3.21	38	0	0	0	0	55.0	59	20	20	5	4	13	29	2	0	.284
Kinsley	2	7	4.64	14	12	0	0	0	66.0	78	39	34	13	1	33	45	5	0	.295
Lohse	13	8	4.23	32	31	1	1	0	180.2	181	92	85	26	9	70	124	8	0	.259
Mays	4	8	5.38	17	17	1	1	0	95.1	113	60	57	14	2	25	38	6	0	.292
Miller	0	0	4.50	5	0	0	0	0	4.0	5	2	2	0	0	2	3	0	0	.294
Milton	13	9	4.84	29	29	2	1	0	171.0	173	96	92	24	3	30	121	4	0	.258
Radke	9	5	4.72	21	21	2	1	0	118.1	124	64	62	12	7	20	62	0	0	.272
Reed	15	7	3.78	33	32	2	1	0	188.0	192	89	79	32	6	26	121	1	1	.259
Rincon	0	2	6.28	10	3	0	0	0	28.2	44	23	20	5	0	9	21	2	0	.352
Rodriguez	0	1	14.73	4	0	0	0	0	3.2	8	6	6	0	0	4	1	0	0	.421
Romero	9	2	1.89	81	0	0	0	1	81.0	62	17	17	3	4	36	76	9	0	.213
Santana	8	6	2.99	27	14	0	0	0	108.1	84	41	36	7	1	49	137	15	2	.212
Trombly	0	1	15.35	5	0	0	0	0	4.0	10	7	7	2	0	1	3	0	0	.455
Wells	2	1	5.90	48	0	0	0	0	58.0	78	41	38	8	1	16	30	0	0	.325
Totals	94	67	4.12	161	161	8	9	47	1444.2	1454	712	662	184	45	439	1026	62	3	.261

TWINS' PITCHERS WHO'VE BATTED*

PITCHER	DATE	OPP.	OPP. PITCHER	RESULT
Vic Albury	7-12-75	at NY	Pat Dobson	Strikeout
Bill Campbell	7-12-75	at NY	Pat Dobson	Strikeout
Fay Fontenot	8-24-86	Tor	Tom Henke	Strikeout
Allan Anderson #	6-13-89	Sea	Jerry Reed	Strikeout
Matt Garza	7- 6-07	at CWS	Gavin Floyd	Strikeout, Groundout, Sac-Hit
Bobby Korecky	5-19-08	Tex	Frank Francisco	Single

* — since DH rule became effective in 1973 and non-interleague games

— pinch-hitter

2003 TWINS' STATISTICS

BATTING: (3RD IN A.L.)

PLAYER	AVG	G	AB	R	H	2B	3B	HR	RBI	SH	SF	HB	BB	SO	SB	CS	E	OBP
Bowen	.100	7	10	0	1	0	0	0	1	0	1	0	0	4	0	0	1	.091
Cuddyer	.245	84	102	14	25	7	1	3	4	15	0	0	12	19	2	0	1	.275
Ford	.239	30	73	16	24	7	1	3	1	15	0	0	1	8	2	0	3	.402
Gomez	.251	53	175	14	44	9	3	1	15	2	1	0	7	13	2	1	3	.279
Guzman	.268	141	534	78	143	15	14	3	53	12	4	5	30	79	18	9	11	.311
Hocking	.239	69	188	22	45	10	2	3	22	3	3	0	15	37	0	1	3	.291
Hunter	.250	154	581	83	145	31	4	26	102	0	6	5	50	106	6	7	4	.312
Jones	.304	136	517	76	157	33	1	16	69	1	5	4	21	105	13	1	5	.333
Kielty	.252	75	238	40	60	13	0	9	32	0	1	3	42	56	6	2	2	.370
Koskie	.292	131	469	76	137	29	2	14	69	0	9	7	77	113	11	5	9	.393
Lecroy	.287	106	345	39	99	19	0	17	64	0	0	4	25	82	0	1	3	.342
Mientkiewicz	.300	138	487	67	146	38	1	11	65	2	6	5	74	55	4	1	4	.393
Mohr	.250	111	348	50	87	22	0	10	36	2	3	1	33	106	5	2	6	.314
Morneau	.226	40	106	14	24	4	4	3	4	16	0	0	0	9	30	0	0	.287
Pierzynski	.312	137	487	63	152	35	3	11	74	2	5	15	24	55	3	1	6	.360
Prieto	.091	7	11	1	1	0	0	0	0	0	0	0	4	0	0	0	0	.091
Prince	.200	19	40	5	8	2	0	2	5	2	0	2	5	7	1	0	0	.319
Restovich	.283	20	53	10	15	3	2	0	4	0	0	1	10	12	0	0	0	.406
Rivas	.259	134	475	69	123	16	9	8	43	8	3	5	30	65	17	7	10	.308
Ryan	.393	27	61	13	24	7	0	5	13	0	1	0	6	12	2	1	0	.441
Sears	.246	23	65	7	16	2	0	2	11	0	1	1	7	15	0	0	1	.324
Stewart	.322	65	270	43	87	22	0	6	38	2	3	4	25	36	3	4	1	.384
Pitchers	.200	162	20	1	4	0	0	0	0	5	0	0	2	7	0	0	13	.273
Totals	.277	162	5655	801	1567	318	45	155	755	42	52	63	512	1027	94	44	74	.341

PITCHING: (7TH IN A.L.)

PLAYER	W	L	ERA	G	GS	SH	SV	IP	H	R	ER	HR	HB	BB	SO	WP	BK	BAA	
Baldwin	0	1	5.40	10	0	0	0	15.0	21	10	9	6	0	4	7	0	0	.333	
Balfour	1	0	4.15	17	1	0	0	26.0	23	12	12	4	0	14	30	0	0	.235	
Fetters	0	0	0.00	5	0	0	0	6.0	2	0	0	0	1	1	1	0	0	.100	
Fiore	1	1	5.50	21	0	0	0	36.0	32	25	22	5	3	21	23	3	0	.242	
Guardado	3	5	2.88	66	0	0	0	41	65	11	50	22	21	7	14	60	5	0	.207
Hawkins	9	3	3.86	74	0	0	0	2	77.1	69	20	16	4	1	15	7	3	0	.239
Johnson	0	0	47.25	2	0	0	0	0	1	8	8	7	1	0	0	1	0	.867	
Lohse	14	11	4.61	33	33	2	1	0	201.0	211	107	103	28	5	45	130	10	1	.268
Mays	8	8	6.30	31	21	0	0	0	130.0	159	92	91	21	4	39	50	3	0	.302
Milton	1	0	2.65	3	3	0	0	0	17.0	15	5	2	0	1	7	0	0	.234	
Nakamura	0	0	7.82	12	0	0	0	1	12.2	20	11	11	4	1	2	14	0	0	.339
Orosco	1	1	5.79	8	0	0	0	0	4.2	4	3	3	0	1	5	3	3	0	.235
Pulido	0	1	4.02	7	1	0	0	0	15.2	15	9	7	0	0	3	6	1	0	.254
Radke	14	10	4.49	33	33	3	1	0	212.1	242	111	106	32	5	28	120	0	0	.288
Reed	6	12	5.07	27	21	2	1	0	135.0	155	80	76	21	5	29	71	3	0	.285
Rincon	5	6	3.68	58	0	0	0	0	85.2	74	38	35	4	4	38	63	7	0	.231
Rogers	13	8	4.57	33	31	0	0	0	195.0	227	108	99	22	11	50	116	6	4	.292
Romero	2	0	5.00	73	0	0	0	0	63.0	96	37	35	7	6	42	50	3	2	.272
Santana	12	3	3.00	45	18	0	0	0	138.1	127	56	54	17	3	47	169	6	2	.216
Thomas	0	1	7.71	3	0	0	0	0	4.2	6	4	4	1	0	3	2	0	0	.316
Totals	90	72	4.41	162	162	7	3	45	1462.0	1526	758	716	187	50	402	997	62	9	.268

2004 TWINS' STATISTICS

BATTING: (11TH IN A.L.)

PLAYER	AVG	G	AB	R	H	2B	3B	HR	RBI	SH	SF	HB	BB	SO	SB	CS	E	OBP
Bartlett	.083	8	12	2	1	0	0	0	1	1	0	0	1	1	2	0	2	.154
Blanco	.206	114	315	36	65	19	1	10	37	11	3	3	21	56	0	3	7	.260
Borders	.286	19	42	3	12	4	0	0	5	1	0	1	0	10	2	0	3	.302
Bowen	.111	17	27	1	3	0	0	1	2	1	0	0	4	10	0	0	1	.226
Cuddyer	.263	115	339	49	89	22	1	12	45	2	1	3	37	74	5	5	10	.339
Ford	.299	154	569	89	170	31	4	15	72	2	7	13	67	75	20	2	4	.381
Guzman	.274	145	576	84	158	31	4	8	46	13	4	7	30	64	10	5	12	.309
Hunter	.271	138	520	79	141	37	0	23	81	2	7	40	101	21	7	4	4	.330
Jones	.254	151	555	69	141	22	0	24	80	2	1	10	40	117	13	10	2	.315
Koskie	.251	118	422	68	106	24	2	25	71	0	5	12	49	103	9	3	11	.342
Kubel	.300	23	60	10	18	2	0	2	7	0	1	0	6	9	1	1	0	.358
Lecroy	.269	88	264	25	71	14	0	9	39	0	2	5	16	60	0	0	5	.321
Mauer	.308	35	107	18	33	8	1	6	17	0	3	1	11	14	1	0	2	.369
Mientkiewicz	.246	78	284	34	70	18	0	5	25	2	1	3	38	38	2	2	4	.340
Morneau	.271	74	280	39	76	17	0	19	58	0	2	2	28	54	0	0	3	.340
Offerman	.256	77	172	22	44	14	2	2	22	1	0	0	29	31	1	1	3	.363
Ojeda	.339	30	59	16	20	1	0	2	7	2	1	0	10	10	3	1	2	.429
Prieto	.250	16	32	4	8	1	0	1	4	0	1	0	3	9	0	1	0	.306
Punto	.253	36	91	17	23	0	0	2	12	0	0	0	12	19	6	0	1	.340
Restovich	.255	29	47	9	12	3	0	0	2	6	0	0	4	10	0	0	0	.314
Rivas	.236	109	336	44	86	19	5	10	34	5	3	1	13	53	15	1	3	.283
Ryan	.299	36	71	9	17	2	0	0	7	0	0	0	4	16	1	1	1	.380
Stewart	.304	92	378	46	115	17	2	11	47	1	3	1	47	44	6	3	3	.380
Tiffany	.273	17	44	7	12	4	0	2	8	0	0	1	3	3	0	0	1	.333
Pitchers	.143	162	21	0	3	0	0	0	2	2	0	0	0	8	0	0	17	.143
Totals	.266	162	5623	780	1494	310	24	191	735	46	40	64	513	982	116	46	10	.332

DID YOU Know?

...that Minnesota's Tony Oliva hit the first home run by a designated hitter in American League history. He went deep off Catfish Hunter, April 6, 1973 at Oakland.

YEAR TO YEAR

2004 TWINS' STATISTICS

PITCHING: (1ST IN A.L.)

PLAYER	W	L	ERA	G	GS	CG	SH	SV	IP	H	R	ER	HR	HB	BB	SO	WP	BK	BAA
Balfour	4	1	4.35	36	0	0	0	0	39.1	35	19	19	4	2	21	42	3	0	.238
Beimel	0	0	43.20	3	0	0	0	0	1.2	8	8	8	1	0	2	0	0	0	.616
Crain	3	0	2.00	22	0	0	0	0	27.0	17	6	6	2	0	12	14	1	0	.179
Durbin	0	0	2.36	4	1	0	0	0	7.1	12	6	6	0	0	12	6	1	0	.387
Fultz	3	3	5.04	55	0	0	1	50.0	50	28	28	5	1	23	37	3	0	.267	
Greisinger	2	5	6.18	12	9	0	0	0	51.0	68	40	35	12	2	15	36	1	0	.319
Guerrero	0	1	5.68	9	2	0	0	0	19.0	22	13	12	5	1	6	11	0	0	.293
Lohse	9	13	5.34	35	34	1	1	0	194.0	240	128	115	28	7	76	111	6	0	.305
Mullholland	5	9	5.18	39	15	0	0	0	123.1	163	76	71	17	5	33	60	2	0	.327
Nathan	1	2	1.62	73	0	0	0	44	72.1	48	14	13	3	2	23	89	5	0	.187
Pulido	0	0	8.74	6	0	0	0	0	11.1	16	13	11	2	1	4	9	0	0	.333
Radke	11	8	3.48	34	34	1	1	0	219.2	229	92	85	23	6	26	143	2	0	.267
Rincon	11	6	2.63	77	0	0	0	2	82.0	52	24	5	2	32	106	2	0	.181	
Roa	2	3	3.50	48	0	0	0	0	70.0	84	38	35	9	5	34	47	0	0	.297
Romero	7	4	3.51	74	0	0	0	0	74.1	61	36	29	4	3	36	69	5	0	.224
Santana	20	6	2.61	34	34	1	1	0	228.0	156	70	66	24	9	54	265	7	0	.192
Silva	14	8	4.21	33	33	1	1	0	203.0	255	100	95	23	5	35	76	5	1	.310
Thomas	0	0	16.88	3	0	0	0	0	2.2	7	5	5	0	0	1	0	1	0	.500
Totals	92	70	4.03	162	162	4	9	48	1476.0	1523	715	661	167	54	431	1123	45	1	.267

2005 TWINS' STATISTICS

BATTING: (13TH IN A.L.)

PLAYER	AVG	G	AB	R	H	2B	3B	HR	RBI	SH	SF	HB	BB	SO	SB	CS	E	OBP
Abernathy	.239	24	67	5	16	1	0	1	6	3	1	1	7	9	2	0	2	.316
Bartlett	.241	74	224	33	54	10	1	3	16	2	1	4	21	37	4	0	7	.316
Boone	.170	53	27	3	9	0	0	0	0	0	0	0	4	35	0	0	7	.241
Castro	.257	57	272	47	70	18	5	3	33	9	2	0	9	4	0	0	9	.279
Cuddyer	.263	126	422	55	111	25	3	12	42	1	3	3	41	93	3	4	15	.330
Ford	.264	147	522	70	138	30	4	7	53	2	5	16	45	85	13	6	6	.338
Heintz	.200	8	25	1	5	3	0	0	0	0	0	0	1	6	0	0	0	.231
Hunter	.269	98	372	63	100	24	1	14	56	0	4	6	34	65	23	7	3	.337
Jones	.249	142	523	74	130	22	4	23	73	2	4	5	51	120	13	4	4	.319
LeCroy	.260	101	304	33	79	5	0	17	50	0	1	4	41	85	0	0	3	.354
Mauer	.294	131	489	61	144	26	2	9	55	0	3	1	61	64	13	1	5	.372
Miller	.000	5	12	0	0	0	0	0	0	0	0	0	0	2	0	0	0	.000
Morneau	.239	141	490	62	117	23	4	22	79	0	5	4	44	94	0	2	8	.304
Punto	.239	112	394	45	94	18	4	4	26	7	2	0	36	86	13	8	9	.301
Redmond	.311	45	148	17	46	9	0	1	26	0	0	2	6	14	0	0	0	.350
Rivas	.257	59	136	21	35	3	1	1	12	0	1	2	6	17	4	0	2	.311
Rodriguez	.269	79	175	21	47	10	2	2	20	6	3	1	18	23	2	2	3	.335
Ryan	.231	57	117	7	27	5	0	2	13	4	1	0	9	22	1	2	0	.283
Stewart	.274	132	551	69	151	27	3	10	56	1	5	8	34	73	7	5	4	.323
Tiffney	.207	54	150	9	31	8	1	1	15	0	1	0	8	15	1	0	6	.245
Tyner	.321	18	56	8	18	1	1	0	5	0	0	0	4	4	2	0	0	.367
Williams	.425	13	40	3	17	1	0	0	3	1	0	0	2	7	1	2	2	.452
Totals	259	162	5564	688	1441	269	32	134	644	42	42	59	485	978	102	44	102	.323

PITCHING: (5TH IN A.L.)

PLAYER	W	L	ERA	G	GS	CG	SH	SV	IP	H	R	ER	HR	HB	BB	SO	WP	BK	BAA
Baker	3	3	3.35	10	9	0	0	0	53.2	48	21	20	5	0	14	32	0	0	.241
Bowyer	0	1	5.59	8	0	0	0	0	9.2	10	6	6	3	1	3	12	1	0	.270
Crain	12	5	2.71	75	0	0	0	1	79.2	61	28	24	6	5	29	25	2	0	.219
Gassner	1	0	5.87	2	2	0	0	0	7.2	9	7	5	1	0	1	2	0	0	.281
Guerrero	0	3	3.39	43	0	0	0	0	71.2	71	29	27	6	3	24	46	3	0	.259
Lirio	1	2	3.70	8	4	0	0	0	23.2	19	15	15	4	0	7	33	0	0	.221
Lohse	9	13	4.18	31	30	0	0	0	178.2	211	85	83	22	9	44	86	4	1	.299
Mays	6	10	4.16	31	26	1	0	0	156.0	203	109	98	23	3	41	59	4	0	.318
Mullholland	0	2	4.27	49	0	0	0	0	59.0	61	30	28	6	2	17	18	3	1	.176
Nathan	7	4	2.70	69	0	0	0	43	70.0	46	22	21	5	0	22	94	2	0	.183
Radke	9	12	4.04	31	31	3	1	0	200.2	214	98	90	33	7	23	117	2	0	.272
Rincon	6	6	2.45	75	0	0	0	0	77.0	63	26	21	2	3	30	84	5	1	.224
Romero	4	3	3.47	68	0	0	0	0	57.0	50	26	22	6	6	39	48	1	1	.235
Santana	16	7	2.87	33	33	3	2	0	231.2	180	77	74	22	1	45	238	8	0	.210
Silva	9	8	3.44	27	27	2	0	0	188.1	212	83	72	25	3	9	71	0	0	.290
Totals	83	79	3.71	162	162	9	8	44	1464.1	1458	662	604	169	43	348	965	35	4	.261

TWINS' COACHES — 1961-2011

Anderson, Rick..... 2002—	*Martin, Billy..... 1965-68	*Rowe, Ralph..... 1972-75
*Baker, Floyd..... 1961-64	*McCullough, Clyde..... 1961	*Sain, John..... 1965-66
*Case, George..... 1968	*McMahon, Don..... 1976-77	Shellenback, Jim..... 1983
*Crossetti, Frank..... 1970-71	Mele, Sam..... 1961	Silvera, Charlie..... 1969
*Crowley, Terry..... 1991-98	Molitor, Paul..... 2000-01	Stange, Lee..... 1975
Fitzgerald, Ed..... 1962-64	*Morgan, Vern..... 1969-75	Stelmaszek, Rick..... 1981—
*Fowler, Art..... 1969	Naragon, Hal..... 1963-66	Strickland, George..... 1962
Gardenhire, Ron..... 1991-2001	Newman, Al..... 2002-05	Such, Dick..... 1985-2001
Gardner, Billy..... 1981	Nossek, Joe..... 1976	Terwilliger, Wayne..... 1986-94
Goryl, John..... 1968-69, '79-80	Oldis, Bob..... 1968	Ullger, Scott..... 1995—
*Grissom, Marv..... 1970-71	Oliva, Tony..... 1976-78, '85-91	Vavra, Joe..... 2006—
Kelly, Tom..... 1983-86	Pascual, Camilo..... 1978-80	White, Jerry..... 1989, 1995, 1999—
*Kuehl, Karl..... 1977-82	*Podres, Johnny..... 1981-85	Worthington, Al..... 1972-73
*Lemon, Jim..... 1965-67, '81-84	Quilici, Frank..... 1971-72	*Wynn, Early..... 1967-69
Little, Steve..... 2002—	Randall, Bobby..... 1980	*Zimmerman, Jerry..... 1967, '76-80
*Lopat, Ed..... 1961	Renick, Rick..... 1987-90	
*Lyons, Eddie..... 1976	*Robertson, Sherry..... 1970	(* - Deceased)
*Maltzberger, Gordon..... 1962-64	Rodgers, Bob..... 1970-74	

2006 TWINS' STATISTICS

BATTING: (1ST IN A.L.)

PLAYER	AVG	G	AB	R	H	2B	3B	HR	RBI	SH	SF	HB	BB	SO	SB	CS	E	OBP
Bartlett	.309	99	333	44	103	18	2	2	32	1	5	11	22	46	10	5	13	.367
Casilla	.250	9	4	1	1	0	0	0	0	0	0	0	2	1	0	0	1	.500
Castillo	.296	142	584	84	173	22	6	3	49	9	2	1	56	58	25	11	6	.358
Cuddyer	.284	150	557	102	158	41	5	24	109	0	6	10	62	130	6	0	5	.362
Ford	.226	104	234	40	53	6	1	4	18	1	0	4	16	43	9	1	2	.287
Heintz	.000	2	1	0	0	0	0	0	0	0	0	0	0	0	0	0	0	.000
Hunter	.278	147	557	86	155	21	2	31	98	0	4	5	45	108	12	6	4	.336
Kubel	.241	73	220	23	53	8	0	8	26	2	1	0	12	45	2	0	2	.279
Mauer	.347	140	521	86	181	36	4	13	84	0	7	1	79	54	8	3	4	.429
Morneau	.321	157	592	97	190	37	1	34	130	0	11	5	53	93	3	3	8	.375
Nevin	.190	16	42	2	8	1	0	1	4	1	1	0	10	15	0	0	0	.340
Punto	.250	135	459	73	133	21	7	1	45	10	7	1	47	68	17	5	13	.352
Rabe	.286	24	49	8	14	1	0	3	22	0	1	0	4	18	0	0	0	.314
Redmond	.341	47	179	20	61	13	0	0	32	1	2	4	4	18	0	0	0	.365
Rodriguez	.235	59	115	11	27	4	0	2	5	2	1	1	14	16	0	0	2	.315
Stewart	.293	44	174	21	51	5	1	2	21	0	1	0	14	19	3	1	1	.347
Tiffey	.244	20	45	4	11	1	0	2	6	0	0	0	4	8	0	1	2	.306
Tyner	.312	62	218	29	68	5	2	0	18	0	2	1	11	18	4	2	1	.345
White	.246	99	337	32	83	17	1	7	38	0	3	4	11	54	1	1	0	.276
Pitchers	.105	162	19	1	2	0	0	0	1	3	0	0	1	10	0	0	6	.150
Totals	.287	162	5602	801	1608	275	34	143	754	31	55	50	490	872	101	42	84	.347

PITCHING: (2ND IN A.L.)

PITCHER	W	L	ERA	G	GS	CG	SH	SV	IP	H	R	ER	HR	HB	BB	SO	WP	BK	BAA
Baker	5	8	6.37	16	16	0	0	0	83.1	114	63	59	17	3	16	62	0	0	.324
Bonser	7	6	4.22	18	18	0	0	0	100.1	104	50	47	18	1	24	84	2	0	.267
Crain	4	5	3.52	68	0	0	0	1	76.2	79	31	30	6	2	18	60	1	0	.262
Eyre	1	0	5.31	42	0	0	0	0	59.1	75	36	35	8	6	22	26	4	0	.309
Garza	3	6	5.76	10	9	0	0	0	50.0	62	33	32	6	0	23	38	1	0	.301
Guerrier	1	0	3.36	39	1	0	0	1	69.2	78	29	26	9	0	21	37	6	0	.287
Liriano	12	3	2.16	28	16	0	0	1	121.0	89	31	29	9	1	32	144	9	1	.205
Nethan	7	0	1.58	64	0	0	0	36	68.1	38	12	12	3	1	16	95	3	0	.158
Neshek	4	2	4.98	32	0	0	0	0	37.0	37	9	16	9	6	6	53	0	0	.176
Perkins	0	0	1.59	4	0	0	0	0	16.2	13	3	1	0	0	6	6	0	0	.150
Radke	12	3	4.32	28	28	0	0	0	162.1	87	78	24	1	32	83	2	0	0	.307
Reyes	5	0	0.89	66	0	0	0	0	50.2	35	8	5	3	0	15	49	4	0	.197
Rincon	3	1	2.91	75	0	0	0	1	74.1	76	30	24	2	3	24	65	2	0	.270
Santana	19	6	2.77	34	34	1	0	0	233.2	186	79	72	24	4	47	245	4	1	.216
Silva	11	15	5.94	36	31	0	0	0	180.1	246	130	119	38	7	32	70	1	0	.324
Totals	96	66	3.95	162	162	1	6	40	1439.1	1490	683	632	182	36	356	1164	40	3	.267

2007 TWINS' STATISTICS

BATTING: (9TH IN A.L.)

PLAYER	AVG	G	AB	R	H	2B	3B	HR	RBI	SH	SF	HB	BB	SO	SB	CS	E	OBP
Bartlett	.265	140	510	75	135	20	7	5	43	0	2	8	50	73	23	3	26	.339
Buscher	.244	33	82	8	20	1	0	2	10	1	1	0	10	16	1	0	4	.323
Casilla	.222	56	189	15	42	5	1	0	9	5	1	0	9	29	11	1	10	.256
Cuddyer	.276	144	547	87	151	28	5	16	81	0	5	7	64	107	5	0	4	.356
Ford	.233	55	116	13	27	6	0	3	14	0	0	3	11	24	3	1	1	.315
Heintz	.250	24	56	0	14	0	0	0	0	2	0	0	3	12	0	0	0	.288
Hunter	.267	160	600	94	172	45	1	28	107	0	5	5	40	101	18	9	2	.334
Jones	.208	31	77	7	16	2	1	2	3	0	1	0	6	20	1	1	1	.262
Kubel	.273	128	418	49	114	31	2	13	65	1	5	1	41	79	5	0	2	.355
Lecroy	.150	7	20	1	3	1	0	0	0	0	0	0	0	4	0	0	1	.150
Machado	.000	0	0	0	0	0	0	0	0	0	0	0	0	0	0	0	0	.000
Mauer	.293	109	406	62	119	27	3	7	60	2	3	3	57	51	7	1	1	.382
Morales	1.000	1	3	1	3	1	0	0	0	0	0	0	0	0	0	0	0	1.000
Morneau	.271	157	590	84	160	31	3	31	111	0	9	5	64	91	1	1	5	.343
Punto	.210	150	472	53	99	18	4	1	25	6	3	0	55	90	16	6	13	.291
Rabe	.194	14	31	2	6	1	0	0	2	0	0	0	0	7	0	0	0	.194
Redmond	.294	82	272	23	80	13	0	1	38	0	3	5	18	23	0	0	0	.346
Rodriguez	.219	68	155	18	34	5	1	2	12	2	2	2	12	14	1	0	4	.281
Tyner	.286	114	304	42	87	14	2	1	22	2	1	5	16	26	8	3	1	.331
Watkins	.357	3	28	2	10	0	0	0	0	0	0	0	3	4	4	0	0	.480
White	.174	38	109	8	19	4	0	0	4	3	0	0	6	19	0	0	2	.235
Baker	.000	24	6	0	0	0	0	0	0	0	0	0	0	0	0	0	0	.000
Bonser	.000	31	3	0	0	0	0	0	0	0	0	0	0	1	0	0	0	.000
Garza	.000	16	2	0	0	0	0	0	0	1	0	0	0	1	0	0	0	.000
Santana	.286	33	7	2	2	1	1	0	1	0	0	0	1	0	0	0	0	.375
Silva	.000	33	4	0	0	0	0	0	0	2	0	0	0	1	0	0	0	.000
Totals	.264	162	5522	718	1460	273	36	118	671	34	45	48	512	839	112	30	95	.330

PITCHING: (4TH IN A.L.)

PITCHER	W	L	ERA	G	GS	CG	SH	SV	IP	H	R	ER	HR	HB	BB	SO	WP	BK	BAA
Baker	9	9	4.26	24	23	2	1	0	143.2	162	70	68	15	5	29	102	0	0	.287
Blackburn	0	2	7.71	6	0	0	0	0	11.2	19	12	10	2	0	2	8	0	0	.365
Bonser	8	12	5.10	31	30	0	0	0	173.9	199	108	98	27	5	65	136	3	1	.286
Call	0	1	4.71	24	0	0	0	0	21.0	22	11	11	2	2	16	14	2	0	.265
Crain	1	2	5.51	18	0	0	0	0	16.1	19	16	10	4	1	4	10	0	1	.292
Depaula	0	1	8.55	16	0	0	0	0	20.0	30	20	19	5	3	10	8	0	0	.357
Garza	5	7	3.69	16	15	0	0	0	83.0	96	44	34	8	4	32	67	4	0	.294
Guerrier	2	4	2.35	73	0	0	0	1	88.0	71	23	23	9	5	21	68	6	0	.220
Nethan	4	2	1.88	68	0	0	0	37	71.2	54	15	15	4	1	19	77	3	0	.209
Neshek	0	2	3.94	14	0	0	0	0	70.1	44	25	23	7	2	27	74	2	0	.188
Perkins	0	0	3.14	19	0	0	0	0	28.2	23	10	10	2	2	12	20	0	0	.232
Reyes	2	2	3.99	50	0	0	0	0	29.1	34	14	13	1	2	21	21	4	0	.309
Rincon	3	3	5.13	63	0	0	0	0	59.2	65	38	34	9	3	28	49	4	0	.275
Santana	15	13	3.33	33	33	1	1	0	219.0	183	88	81	33	4	52	235	7	1	.213
Silva	13	14	4.19	33	33	2	1	0	202.0	229	99	94	20	4	36	89	4	1	.287
Slowey	4	1	4.73	13	11	0	0	0	66.2	82	39	35	16	0	11	47	3	0	.288
Totals	79	83	4.15	162	162	5	8	38	1436.2	1505	725	663	185	51	420	1094	46	5	.269

2008 TWINS STATISTICS

BATTING: (3RD IN A.L.)

PLAYER	AVG	G	AB	R	H	2B	3B	HR	RBI	SH	SF	HB	BB	SO	SB	CS	E	OBP	
Baker	500	28	2	1	1	0	0	0	0	3	0	0	0	1	0	0	1	500	
Blackburn	333	33	3	0	1	0	0	0	0	0	0	0	0	0	0	0	0	333	
Buscher	294	70	218	29	64	9	0	4	47	0	7	0	19	42	0	2	10	340	
Castilla	281	98	385	58	108	15	0	7	50	13	6	2	31	45	7	2	12	333	
Clark	250	4	8	0	2	0	0	0	1	0	0	0	0	2	0	0	0	250	
Cuddyer	249	71	249	30	62	13	4	3	36	0	0	5	25	40	5	1	2	330	
Everett	213	48	127	19	27	6	1	2	20	6	4	1	12	15	0	0	7	278	
Gomez	268	153	577	79	149	24	7	7	59	3	2	7	25	142	33	11	8	296	
Harris	255	130	434	57	115	29	3	7	49	7	6	4	39	98	1	1	13	327	
Hernandez	500	23	2	0	1	0	0	0	1	1	0	0	0	0	0	0	1	500	
Jorgensen	000	2	1	0	0	0	0	0	0	0	0	0	0	0	0	0	0	000	
Korecky	1,000	16	1	0	1	0	0	0	0	0	0	0	0	0	0	0	0	1,000	
Kubel	232	141	463	74	126	22	5	20	78	0	7	0	47	91	0	1	4	335	
Lamb	273	81	236	20	55	12	3	1	32	0	8	0	17	32	0	1	4	276	
Macri	324	18	34	3	11	1	0	1	4	0	0	0	2	10	1	1	1	361	
Mauer	328	146	536	98	176	31	4	9	85	1	11	1	84	50	1	1	3	413	
Monroe	202	58	163	22	33	9	0	8	29	0	0	0	16	48	0	1	0	274	
Morneau	300	163	623	97	187	47	4	23	129	0	10	3	76	85	0	1	4	374	
Perkins	000	26	3	0	0	0	0	0	0	1	0	0	0	3	0	0	1	000	
Pridie	000	10	4	3	0	0	0	0	0	1	0	0	1	1	0	0	1	200	
Punto	284	99	338	43	96	19	4	2	28	5	2	0	32	57	15	6	10	344	
Redmond	287	38	129	14	37	6	0	0	12	0	1	2	5	11	0	0	0	321	
Ruiz	274	22	62	13	17	2	0	1	7	0	0	0	6	21	0	0	0	338	
Slowey	250	28	8	1	2	1	0	0	2	0	0	0	1	0	0	1	2	250	
Span	294	93	347	70	102	16	7	6	47	8	2	4	50	60	18	7	4	387	
Tolbert	0	283	41	113	18	32	6	3	0	6	2	1	0	7	19	7	1	6	322
Young	290	152	575	80	167	28	4	10	69	1	5	7	35	105	14	5	8	336	
Totals	.279	163	5641	829	1572	298	49	111	791	52	72	36	529	979	102	42	108	.340	

PITCHING: (7TH IN A.L.)

PITCHER	W	L	ERA	G	GS	CG	SH	SV	IP	H	R	ER	HR	HB	BB	SO	WP	BK	BAA
Baker	11	4	3.45	28	28	0	0	0	172.1	161	66	66	20	3	42	141	6	0	.247
Besic	3	1	4.83	44	0	0	0	1	68.1	84	42	37	11	3	22	32	4	0	.305
Blackburn	11	11	4.06	33	33	0	0	0	193.3	224	102	87	23	7	39	96	2	0	.292
Bosser	3	7	5.93	47	12	0	0	0	118.1	139	87	78	16	1	36	97	6	1	.285
Breslow	0	2	1.63	42	0	0	0	1	38.2	24	9	7	0	0	14	32	4	1	.180
Crain	5	4	3.59	66	0	0	0	0	62.2	62	29	25	6	1	24	50	2	0	.257
Guardado	1	1	7.71	9	0	0	0	0	7.0	12	6	6	1	0	2	5	0	0	.387
Guerrier	6	9	5.19	76	0	0	0	1	76.1	84	47	44	12	0	37	59	2	0	.275
Hernandez	10	8	5.48	23	23	2	0	0	139.2	199	93	85	18	1	29	54	2	1	.341
Humber	0	0	4.63	5	0	0	0	0	11.2	11	6	6	4	1	5	6	0	0	.250
Korecky	2	0	4.58	16	0	0	0	0	17.2	19	9	9	2	0	8	6	0	0	.288
Liriano	6	4	3.91	14	14	0	0	0	76.0	74	40	33	7	1	32	67	3	0	.254
Mijares	0	1	0.87	10	0	0	0	0	10.1	3	1	1	0	0	0	5	1	0	.088
Nathan	1	2	4.73	68	0	0	0	39	67.2	43	13	10	5	0	18	74	2	0	.179
Neshek	0	0	1.33	15	0	0	0	0	13.1	12	7	7	0	0	4	15	0	0	.240
Perkins	12	4	4.41	26	26	0	0	0	151.0	183	81	74	25	3	39	74	2	1	.301
Reyes	3	0	2.33	75	0	0	0	0	46.1	40	12	12	4	2	15	39	5	0	.235
Rincon	2	2	6.11	24	0	0	0	0	28.0	33	21	19	5	2	16	20	3	0	.292
Slowey	12	11	3.99	27	27	3	2	0	160.1	161	74	71	22	4	24	123	1	0	.260
Totals	88	75	4.16	163	163	5	10	42	1459.0	1568	745	675	183	31	406	995	45	4	.274

TWINS' 5 & 6-HIT GAMES

6 HITS

NO.	PLAYER	DATE	OPPONENT	AB	HITS
1.	K. Puckett	8-30-87	at Mil.	6	2 hrs, 2 dbls, 2 sgls
2.	K. Puckett	5-23-91	Tex. (12 inn)	7	tpl, 5 sgls

5 HITS

NO.	PLAYER	DATE	OPPONENT	AB	HITS	NO.	PLAYER	DATE	OPPONENT	AB	HITS
1.	Z. Versalles	5-27-61	at Was.	5	2 dbls, 3 sgls	26.	K. Puckett	4- 8-94	Oak. (10 inn)	6	dbl, 4 sgls
2.	H. Killebrew	6-12-61	at Bos.	6	hr, 4 sgls	27.	G. Myers	4-24-96	at Det.	6	2 dbls, 3 sgls
3.	L. Green	7-16-61	at Cle.	6	tpl, dbl, 3 sgls	28.	C. Knoblauch	6- 1-96	at Tex.	5	5 sgls
4.	T. Oliva	7-21-65	at Bos.	6	dbl, 4 sgls	29.	P. Molitor	8-27-96	at Tor.	5	5 sgls
5.	T. Oliva	7-28-65	at Was.	5	5 sgls	30.	P. Molitor	5-23-97	Oak.	5	dbl, 4 sgls
6.	R. Carew	5- 8-67	Was.	5	dbl, 4 sgls	31.	P. Molitor	8- 8-98	Bal.	5	dbl, 4 sgls
7.	T. Oliva	9- 8-67	at Bal.	5	5 sgls	32.	D. Hocking	6-27-99	at Det.	6	3 dbls, 2 sgls
8.	J. Roseboro	4-29-68	at Bos.	5	hr, dbl, 3 sgls	33.	D. Hocking	5-18-00	at Oak.	6	hr, 2 dbls, 2 sgls
9.	T. Uhlaender	6-23-68	N.Y.	5	5 sgls	34.	J. Jones	7-22-02	at Chi (AL)	6	hr, 2 dbls, 2 sgls
10.	T. Oliva	6-29-69	at K.C.	5	2 hrs, dbl, 2 sgls	35.	J. Jones	5- 6-03	at T.B.	5	2 hrs, dbl, 2 sgls
11.	R. Carew	4-18-70	at Oak.	5	5 sgls	36.	C. Guzman	5- 7-04	at Oak.	6	2 dbls, 3 sgls
12.	L. Cardenas	9-29-70	K.C. (12 inn)	6	5 sgls	37.	T. Hunter	6- 1-05	Cle.	5	hr, 2 dbls, 2 sgls
13.	R. Carew	5-12-72	Mil. (22 inn)	7	2 dbls, 3 sgls	38.	J. Mauer	6-27-06	L.A. (NL)	5	5 sgls
14.	R. Carew	8-14-73	Det.	6	dbl, 4 sgls	39.	J. Bartlett	8- 6-06	at K.C.	5	3 sgls, 2 dbls
15.	L. Hisle	9- 3-73	at K.C.	5	dbl, 4 sgls	40.	J. Morneau	9-19-06	at Bos.	5	3 sgls, 2 dbls
16.	R. Carew	5-25-77	at Bos.	6	dbl, 4 sgls	41.	J. Morneau	7-10-08	at Det.	5	2 sgls, 2 2bls, 1 hr
17.	T. Teufel	9-16-83	Tor.	5	2 hrs, tpl, 2 sgls	42.	J. Mauer	8-29-08	at Oak.	5	4 sgls, 1 dbl
18.	M. Hatcher	4-27-85	Oak.	5	dbl, 4 sgls	43.	D. Span	7- 3-09	Det. (15 inn)	8	tpl, 4 sgls
19.	B. Beane	4-29-86	at N.Y.	5	hr, 4 sgls	44.	D. Span	8- 8-09	at Det.	5	dbl, 4 sgls
20.	K. Hrbek	6- 7-86	at K.C.	5	hr, dbl, 3 sgls	45.	J. Mauer	4-24-10	at K.C.	5	tpl, dbl, 3 sgls
21.	G. Larkin	7-18-89	Cle.	5	5 sgls	46.	J. Mauer	7-26-10	at K.C.	5	hr, dbl, 3 sgls
22.	D. Gladden	9-29-89	at Sea.	5	5 sgls						
23.	K. Puckett	5-14-90	Oak.	5	2 dbls, 3 sgls						
24.	K. Puckett	6- 6-90	at Tor.	5	dbl, 4 sgls						
25.	K. Puckett	8-15-93	at Oak.	5	2 hrs, 3 sgls						

2009 TWINS' STATISTICS

BATTING: (3RD IN A.L.)

PLAYER	AVG	G	AB	R	H	2B	3B	HR	RBI	SH	SF	HB	BB	SO	SB	CS	E	OBP
Buscher	.235	61	136	14	32	3	1	2	12	0	1	3	24	35	0	0	1	.360
Cabrera	.289	59	242	42	70	13	3	5	36	1	6	0	11	32	7	0	11	.313
Castilla	.202	80	228	25	46	7	3	0	17	2	1	3	22	36	1	0	5	.280
Crede	.225	90	333	42	75	16	1	15	48	0	3	2	29	56	0	0	4	.289
Cuddyer	.276	153	588	93	162	34	7	32	94	0	2	6	54	118	6	1	6	.342
Gomez	.229	137	315	51	72	15	5	3	28	7	1	4	22	72	14	7	1	.287
Harris	.261	123	414	44	108	22	1	6	37	1	6	3	29	78	0	2	12	.310
Huber	.500	1	2	0	1	0	0	0	0	0	0	0	0	0	0	0	0	.500
Kubel	.300	146	514	73	154	35	2	28	103	0	5	3	56	106	1	1	0	.369
Mauer	.365	138	523	94	191	30	1	28	96	0	5	2	76	63	4	1	3	.444
Morales	.311	54	119	14	37	6	0	0	7	0	1	0	14	22	0	0	0	.381
Morneau	.274	135	508	85	139	31	1	30	100	0	7	3	72	86	0	0	3	.363
Punto	.228	125	359	56	82	15	1	1	38	13	6	1	61	70	16	3	7	.337
Redmond	.237	45	135	9	32	5	1	0	7	0	0	1	11	19	0	0	0	.299
Span	.311	145	578	97	180	16	10	8	68	12	6	10	70	89	23	10	5	.382
Tolbert	.232	71	198	28	46	7	1	2	19	10	2	0	21	37	6	2	4	.303
Young	.284	108	395	50	112	16	2	12	60	0	5	4	12	92	2	5	5	.308
Baker	.000	33	6	0	0	0	0	0	0	0	0	0	0	1	0	0	0	.000
Blackburn	.000	33	4	0	0	0	0	0	0	0	0	0	0	2	0	0	1	.000
Keppel	.000	37	0	0	0	0	0	0	0	0	0	0	1	0	0	0	0	.000
Liriano	.000	29	5	0	0	0	0	0	0	1	0	0	0	3	0	0	0	.000
Pavano	.000	12	0	0	0	0	0	0	0	0	0	0	0	0	0	0	0	.000
Slowey	.000	16	3	0	0	0	0	0	0	1	0	0	0	1	0	0	0	.000
Totals	.274	163	5608	817	1539	271	40	172	770	51	57	45	585	1021	85	32	76	.345

PITCHING: (11TH IN A.L.)

PITCHER	W	L	ERA	G	GS	CG	SH	SV	IP	H	R	ER	HR	HB	BB	SO	WP	BK	BAA
Baker	15	9	4.37	33	33	1	1	0	200.0	190	99	97	28	4	48	162	4	0	.247
Blackburn	11	11	4.03	33	33	3	0	0	205.2	240	103	92	25	3	41	96	2	0	.290
Crain	7	4	4.70	56	0	0	0	0	51.2	48	28	27	7	5	27	43	1	1	.250
Duensing	5	2	3.64	24	9	0	0	0	84.0	84	57	34	7	3	31	53	1	0	.263
Gabino	0	0	17.18	2	1	0	0	0	3.2	9	7	7	1	0	5	2	0	0	.450
Guerrero	5	1	2.36	79	0	0	0	1	76.1	58	23	20	10	4	16	47	6	0	.207
Keppel	1	1	4.83	37	0	0	0	0	54.0	63	30	29	4	5	21	32	2	0	.297
Liriano	5	13	5.80	29	24	0	0	0	136.2	147	93	88	21	6	65	122	5	1	.279
Mahay	1	0	2.00	16	0	0	0	0	9.0	7	3	2	1	2	3	8	1	0	.206
Manship	1	1	5.68	11	5	0	0	0	31.2	39	21	20	4	1	15	21	2	0	.310
Mjares	2	2	2.34	71	0	0	0	0	61.2	50	17	16	7	2	23	55	0	0	.224
Nathan	2	2	2.10	70	0	0	0	47	68.2	42	16	16	7	3	16	59	4	0	.171
Pavano	5	4	4.64	12	12	0	0	0	73.2	85	39	38	7	3	16	59	1	0	.284
Reusch	5	3	4.72	17	0	0	0	0	15.2	13	3	3	3	0	14	0	0	0	.245
Slowey	10	3	4.86	16	16	0	0	0	90.2	113	50	49	15	5	15	5	0	0	.309
Totals	87	76	4.50	163	163	4	7	48	1453.0	1542	76	572	6185	58	466	1052	43	3	.272

SINGLE-DATE ATTENDANCE RECORDS IN MINNESOTA BY EACH CLUB

Club	Top Attendance	Games	D-N	Date
Arizona	31,497	1	N	Sun., June 22, 2008
Atlanta	40,001	1	N	Fri., June 11, 2010
Baltimore	52,284	1	N	Fri., July 22, 1988
Boston	44,091	1	N	Tue., July 5, 1988
Chicago (AL)	51,617	1	N	Tue., April 6, 1993
Chicago (NL)	42,304	1	N	Sat., June 24, 2006
Cincinnati	35,034	1	N	Fri., July 6, 2001
Cleveland	49,653	1	N	Sat., April 29, 1989
Colorado	40,814	1	N	Wed., June 16, 2010
Detroit	54,088	1	D	Tues., October 6, 2009
Florida	29,448	1	D	Sun., June 9, 2002
Houston	39,659	1	D	Sun., June 21, 2009
Kansas City	53,106	1	D	Sun., Sept. 27, 1987
Los Angeles (AL)	52,625	1	N	Sat., Oct. 1, 1988
Los Angeles (NL)	39,775	1	N	Tue., June 28, 2011
Milwaukee	52,293	1	N	Sat., July 9, 1988
New York (AL)	52,394	1	N	Tue., April 4, 1989
Oakland	52,008	1	N	Sat., June 4, 1988
Pittsburgh	30,670	1	D	Thur., June 18, 2009
St. Louis	35,002	1	N	Sat., June 27, 1998
Seattle	52,279	1	N	Tue., April 6, 1982
Tampa Bay	43,830	1	N	Mon., April 3, 2000
Texas	53,031	1	N	Fri., April 10, 1992
Toronto	53,067	1	N	Fri., April 8, 1988
Washington	24,793	1	D	Thur., June 19, 2008

2010 TWINS' STATISTICS

BATTING: (3RD IN A.L.)

PLAYER	AVG	G	AB	R	H	2B	3B	HR	RBI	SH	SF	HB	BB	SO	SB	CS	E	OBP
Butera	.197	49	142	12	28	6	1	2	13	3	2	4	4	25	0	0	5	.237
Casilla	.276	69	152	26	42	7	4	1	20	4	1	0	13	17	6	1	5	.311
Cuddyer	.271	157	609	93	165	37	5	14	81	0	4	4	58	93	7	3	6	.336
Hardy	.268	101	340	44	91	19	3	6	38	3	4	0	28	54	1	1	11	.320
Hudson	.268	126	497	80	133	24	5	6	37	5	3	4	50	87	10	3	8	.338
Hughes	.286	2	7	1	2	0	0	1	1	0	0	0	0	3	0	1	0	.286
Kubel	.249	143	518	68	129	23	3	21	92	0	5	3	56	116	0	1	5	.323
Mauer	.327	137	510	88	167	43	1	9	75	0	6	3	65	53	1	4	3	.402
Morales	.194	19	36	4	7	2	0	0	2	0	0	0	6	14	0	0	0	.295
Morse	.345	81	296	4	7	102	25	0	18	56	0	2	0	50	62	0	0	.437
Plouffe	.146	22	41	7	6	1	0	2	6	2	1	0	0	14	0	0	1	.143
Punto	.238	88	252	24	60	11	1	1	20	4	3	1	28	50	6	2	8	.313
Repko	.228	58	127	19	29	6	0	3	9	1	0	5	13	38	3	2	0	.324
Revere	.179	13	28	1	5	0	0	0	2	0	0	0	2	5	0	1	1	.233
Span	.264	153	629	85	166	24	10	3	58	10	2	4	60	74	26	4	4	.331
Thome	.283	108	276	48	78	16	2	25	59	0	2	2	60	82	0	0	0	.412
Tolbert	.230	48	87	8	20	4	3	1	18	1	3	0	9	18	1	1	2	.293
Valencia	.311	85	299	30	93	18	1	7	40	0	3	0	20	46	2	0	6	.351
Young	.298	153	570	77	170	46	1	21	112	0	9	6	28	81	5	4	4	.333
Baker	.000	29	3	0	0	0	0	0	0	1	0	0	0	2	0	0	1	.000
Blackburn	.000	28	1	0	0	0	0	0	0	0	0	0	0	0	0	0	2	.000
Crain	.000	71	1	0	0	0	0	0	0	0	0	0	0	1	0	0	1	.000
Duensing	.000	53	1	0	0	0	0	0	0	0	0	0	0	1	0	0	0	.000
Liriano	.000	31	2	0	0	0	0	0	0	0	0	0	0	1	0	0	1	.000
Manship	.000	13	1	0	0	0	0	0	0	0	0	0	0	1	0	0	0	.000
Pavano	.500	32	6	0	3	0	0	0	0	2	0	0	0	2	0	0	0	.500
Rauch	.000	59	0	0	0	0	0	0	0	1	0	0	0	0	0	0	0	.000
Slowey	.000	31	2	0	0	0	0	0	0	0	0	0	0	1	0	0	2	.000
Totals	.274	163	5608	817	1539	271	40	172	770	51	57	45	585	1021	85	32	76	.345

PITCHING: (5TH IN A.L.)

PITCHER	W	L	ERA	G	GS	CG	SH	SV	IP	H	R	ER	HR	HB	BB	SO	WP	BK	BAA		
Baker	12	9	4.49	29	29	0	0	0	170.1	186	87	85	23	6	43	148	7	0	.277		
Blackburn	10	12	5.42	28	26	1	0	0	161.0	194	101	97	25	4	40	68	3	1	.302		
Burnett	2	2	5.29	41	0	0	0	0	47.2	52	28	28	6	2	23	37	2	2	.287		
Capps	2	0	2.00	27	0	0	0	16	27.0	24	7	6	1	0	8	21	1	0	.247		
Crain	1	1	3.04	71	0	0	0	1	68.0	53	27	23	5	1	27	62	3	0	.215		
Delaney	0	0	8.00	1	0	0	0	0	1.0	2	1	1	1	0	1	0	0	0	.500		
Duensing	10	3	2.62	53	13	1	1	0	130.2	122	42	38	11	3	35	78	1	0	.247		
Flores	0	0	4.91	11	0	0	0	0	3.2	10	2	2	2	0	2	2	0	0	.500		
Fuentes	0	0	0.00	9	0	0	0	1	9.2	3	0	0	0	1	2	8	1	0	.094		
Guerrier	5	7	3.17	74	0	0	0	1	71.0	56	28	25	7	3	22	42	2	0	.219		
Liriano	14	10	3.62	31	31	0	0	0	191.2	184	77	77	9	10	58	201	10	1	.252		
Mahay	1	1	3.44	41	0	0	0	0	34.0	33	15	13	5	0	8	25	1	0	.252		
Manship	2	1	5.28	13	1	0	0	0	29.0	34	20	17	3	0	6	21	0	0	.293		
Mjares	1	1	3.31	47	0	0	0	0	32.2	34	14	12	4	1	9	28	1	0	.268		
Neshek	0	1	5.00	11	0	0	0	0	9.0	7	5	5	1	1	8	9	0	0	.206		
Pavano	17	11	3.75	32	32	7	2	0	221.0	227	95	92	24	6	37	117	4	0	.266		
Perkins	1	1	3.82	13	1	0	0	0	21.2	29	16	14	3	4	5	14	0	0	.337		
Rauch	3	1	3.12	59	0	0	0	0	21	57.2	61	20	3	1	14	46	1	0	.268		
Slaam	0	1	7.71	5	0	0	0	0	4.2	6	4	4	1	0	5	5	1	0	.300		
Slowey	13	6	4.45	30	28	0	0	0	155.2	172	80	77	21	4	29	116	3	0	.280		
Totals	94	68	3.95	162	162	9	13	40	1452.2	1493	67	1	63	8	155	47	383	1048	41	4	.266

PRONUNCIATION GUIDE

ARCIA.....	arr-SEE-ya	MORNEAU.....	MORE-no
BURROUGHS.....	BURR-ohs	NISHIOKA.....	nee-SHEE-oh-ka
BUTERA.....	byoo-TAIR-uh	OLIVEROS.....	ah-lah-VAIR-ohs
CASILLA.....	cuh-SEE-ya	PAVANO.....	pah-VAH-no
DOUMIT.....	DOE-mitt	PLOUFFE.....	ploof
DOZIER.....	DOE-sher	ROHLFING.....	ROLL-fing
DUENSING.....	DONE-sing	STELMASZEK.....	Stel-MAY-sek
DUMATRAIT.....	doo-MAH-tray	TONSON.....	tuh-SO-nee
FIEN.....	feen	TOWLES.....	TOLES
DEOLIS GUERRA.....	day-OH-lis GAIR-ah	ULLGER.....	ULL-jer
HOLLIMON.....	HAH-la-min	VASQUEZ.....	VASS-kez
LEHMANN.....	LAY-men	VAVRA.....	VAH-vrah
MARQUIS.....	mar-KEE	WALDROP.....	WALL-drup
MASTROIANNI.....	mass-tro-YAH-nee	ZUMAYA.....	ZOO-my-ah
MAUER.....	MAW-er		

List includes non-roster invites

TWINS' WINNING STREAKS

Games	Dates	Opposition
15	June 1-16, 1991	Kansas City 2, Baltimore 3, Cleveland 7, New York 3
12	September 19-October 3, 1980	Chicago 3, Texas 5, Kansas City 4
11	September 13-24, 2003	Cleveland 5, Chicago 3, Detroit 3
11	June 22-July 3, 2006	Houston 1, Chi (NL) 3, LAD 3, Milwaukee 3, Kansas City 1
10	May 19-30, 1963	Cleveland 1, Boston 3, Chicago 3, Washington 3
10	April 21-May 1, 1985	Oakland 5, Seattle 3, Detroit 2
10	June 17-27, 2008	Washington 3, Arizona 3, San Diego 3, Milwaukee 1
9	July 2-10, 1965	Kansas City 3, Boston 4, New York 2
9	July 10-17, 1969	Kansas City 1, Seattle 4, Chicago 4
9	September 7-16, 2004	Baltimore 2, Detroit 4, Chicago 3
8	June 24-July 2, 1963	Baltimore 1, Detroit 4, Washington 3
8	June 28-July 5, 1967	Boston 1, Washington 3, New York 4
8	April 26-May 4, 1969	Chicago 4, Kansas City 2, Seattle 2
8	July 28-August 2, 1976	Texas 3, Oakland 5
8	July 2-9, 1978	Chicago 1, Milwaukee 3, Oakland 4
8	May 22-29, 1988	Texas 2, Kansas City 3, Detroit 3
8	June 11-20, 2006	Baltimore 1, Boston 3, Pittsburgh 3, Houston 1
8	July 14-21, 2006	Cleveland 3, Tampa Bay 4, Cleveland 1
8	July 24-August 1, 2010	Baltimore 2, Kansas City 3, Seattle 3
8	June 11-21, 2011	Texas 2, Chicago 2, San Diego 3, San Francisco 1
7	8x, last June 9-15, 1994	Chicago 4, Boston 3

TWINS' CAREER LEADOFF HOMERS

Player	Years	Homers	Player	Years	Homers
Jacque Jones	1999-05	20	Roy Smalley	1976-87	3
Chuck Knoblauch	1991-97	14	Rod Carew	1967-78	2
Dan Gladden	1987-91	12	Rusty Kuntz	1983	2
Shannon Stewart	2003-06	7	Luis Rivas	2000-05	2
Zoilo Versalles	1961-67	6	Tim Teufel	1983-85	2
Kirby Puckett	1984-95	5	Todd Walker	1996-99	2
Cesar Tovar	1965-72	4	Carlos Gomez	2008-09	2
Denard Span	2008-11	4	24 players tied		1
Lenny Green	1961-64	3	Totals		117
Denny Hocking	1993-03	3			

TWINS - 20 HR/20 SB IN THE SAME SEASON

Year	Player	POS	HR	SB
1977	Larry Hise	OF	28	21
1986	Kirby Puckett	OF	31	20
1995	Marty Cordova	OF	24	20
2001	Corey Koskie	3B	26	27
2002	Torii Hunter	OF	29	23
2004	Torii Hunter	OF	23	21

TEN-OR-MORE YEARS WITH TWINS

PLAYER	YEARS	PLAYER	YEARS
Tony Oliva	15 (1962-76)	Bert Blyleven	11 (1970-76, '85-88)
Harmon Killebrew	14 (1961-74)	Denny Hocking	11 (1993-03)
Kent Hrbek	14 (1981-94)	Bob Allison	10 (1961-70)
Jim Kaat	13 (1961-73)	Michael Cuddyer	10 (2001-11)
Randy Bush	12 (1982-93)	Greg Gagne	10 (1983-92)
Rod Carew	12 (1967-78)	Gary Gaetti	10 (1981-90)
Kirby Puckett	12 (1984-95)	Torii Hunter	10 (1998-2007)
Brad Radke	12 (1995-06)	Jim Perry	10 (1963-72)
Eddie Guardado	12 (1993-03, '08)	Rich Reese	10 (1964-73)
Rick Aguilera	11 (1989-99)	Roy Smalley	10 (1976-82, '85-87)

THIS IS YOUR GAME



twinsbaseball.com

Baseball Everywhere

twinsbaseball.com lets you customize how you follow the Twins, whether checking in at Target Field with At Bat 12 or watching games live or on-demand on your favorite devices with MLB.TV. twinsbaseball.com delivers breaking news, up-to-the-moment stats and ticket and gear offers whenever and wherever you want it on your computer, tablet or mobile phone. This is your game, follow it your way.



twinsbaseball.com
shop

MLB.tv

LasMayores.com

MLB.com
At Bat 12

MLB.com/mobile

THE
POSTSEASON





1965 WORLD SERIES

TWINS VS. LOS ANGELES DODGERS

DODGERS:	AVG	G	AB	R	H	2B	3B	HR	RBI	BB	SO	SB
Crawford, ph	.500	2	2	0	1	0	0	0	0	0	1	0
Lefebvre, 2b	.400	3	10	2	4	0	0	0	0	0	0	0
Fairly, rf	.379	7	29	7	11	3	0	2	6	0	1	0
Wills, ss	.367	7	30	3	11	3	0	0	3	1	3	3
Osteen, p	.333	3	3	0	1	0	0	0	0	0	0	0
Parker, 1b	.304	7	23	3	7	0	1	1	2	3	3	2
Johnson, lf	.296	7	27	3	8	2	0	2	4	1	3	0
Roseboro, c	.286	7	21	1	6	1	0	0	3	5	3	1
W. Davis, cf	.231	7	26	3	6	0	0	0	0	0	2	3
Gilliam, 3b	.214	7	28	2	6	1	0	0	2	1	0	0
Tracewski, ph-2b	.118	6	17	0	2	0	0	0	0	1	5	0
Koufax, p	.111	3	9	0	1	0	0	0	1	1	5	0
Drysdale, p-ph	.000	3	5	0	0	0	0	0	0	0	4	0
Moon, ph	.000	2	2	0	0	0	0	0	0	0	0	0
Kennedy, 3b-pr	.000	4	1	0	0	0	0	0	0	0	0	0
LeJohn, ph	.000	1	1	0	0	0	0	0	0	0	1	0
Miller, p	.000	2	0	0	0	0	0	0	0	0	0	0
Perranoski, p	.000	2	0	0	0	0	0	0	0	0	0	0
Reed, p	.000	2	0	0	0	0	0	0	0	0	0	0
Brewer, p	.000	1	0	0	0	0	0	0	0	0	0	0
Totals	.274	7	234	24	64	10	1	5	21	13	31	9

Pitchers:	W	L	ERA	G	GS	CG	SHO	SV	IP	H	R	ER	BB	SO
Miller	0	0	0.00	2	0	0	0	0	1.1	0	0	0	0	0
Koufax	2	1	0.38	3	3	2	2	0	24.0	13	2	1	5	29
Osteen	1	1	0.64	2	2	1	1	0	14.0	9	2	1	5	4
Drysdale	1	1	3.86	2	2	1	0	0	11.2	12	9	5	3	15
Brewer	0	0	4.50	1	0	0	0	0	2.0	3	1	1	0	1
Perranoski	0	0	7.36	2	0	0	0	0	3.2	3	3	3	4	1
Reed	0	0	8.10	2	0	0	0	0	3.1	2	3	3	2	4
Totals	4	3	2.10	14	7	4	3	0	60.0	42	20	14	19	54

TWINS:	AVG	G	AB	R	H	2B	3B	HR	RBI	BB	SO	SB
Killebrew, 3b	.286	7	21	2	6	0	0	1	2	6	4	0
Versalles, ss	.286	7	28	3	8	1	1	1	4	2	7	1
Valdespino, lf-ph	.273	5	11	1	3	1	0	0	0	0	1	0
Grant, p	.250	3	8	3	2	1	0	1	3	0	1	0
Nossek, cf-ph	.200	6	20	0	4	0	0	0	0	0	1	0
Quilici, 2b	.200	7	20	2	4	2	0	0	1	4	3	0
Oliva, rf	.192	7	26	2	5	1	0	1	2	1	6	0
Kaat, p	.167	3	6	0	1	0	0	0	2	0	5	0
Halt, cf	.143	2	7	0	1	0	0	0	1	1	5	0
Mincher, 1b	.130	7	23	3	3	0	0	1	1	2	7	0
Allison, lf	.125	5	16	3	2	1	0	1	2	2	9	1
Battey, c	.120	7	25	1	3	0	1	0	2	0	5	0
Rollins, ph	.000	3	2	0	0	0	0	0	0	1	0	0
Zimmerman, c	.000	2	1	0	0	0	0	0	0	0	0	0
Pascual, p	.000	1	1	0	0	0	0	0	0	0	0	0
Klippstein, p	.000	2	0	0	0	0	0	0	0	0	0	0
Merritt, p	.000	2	0	0	0	0	0	0	0	0	0	0
Perry, p	.000	2	0	0	0	0	0	0	0	0	0	0
Worthington, p	.000	2	0	0	0	0	0	0	0	0	0	0
Boswell, p	.000	1	0	0	0	0	0	0	0	0	0	0
Pleis, p	.000	1	0	0	0	0	0	0	0	0	0	0
Totals	.195	7	215	20	42	7	2	6	19	19	54	2

Pitchers:	W	L	ERA	G	GS	CG	SHO	SV	IP	H	R	ER	BB	SO
Worthington	0	0	0.00	2	0	0	0	0	4.0	2	1	0	2	2
Klippstein	0	0	0.00	2	0	0	0	0	2.2	2	0	0	2	3
Merritt	0	0	2.70	2	0	0	0	0	3.1	2	1	1	0	1
Grant	2	1	2.74	3	3	2	0	0	23.0	22	8	7	2	12
Boswell	0	0	3.98	1	0	0	0	0	2.2	3	1	1	2	3
Kaat	1	2	3.77	3	3	1	0	0	14.1	18	7	6	2	6
Perry	0	0	4.50	2	0	0	0	0	4.0	5	2	2	2	4
Pascual	0	1	5.40	1	1	0	0	0	5.0	8	3	3	1	0
Pleis	0	0	9.00	1	0	0	0	0	1.0	2	1	1	0	0
Totals	3	4	3.15	17	7	3	0	0	60.0	64	24	21	13	31

1965 WORLD SERIES (CONT.)

GAME 1 Wednesday, October 6 at Minnesota

Los Angeles	0	1	0	0	0	0	0	0	1	—	2	10	1
Minnesota	0	1	6	0	0	1	0	0	x	—	8	10	0

WP — Grant. LP — Drysdale.
 Drysdale, Reed (3), Brewer (5), Perranoski (7) and Roseboro.
 Grant and Battey.
 HR — Fairly, Mincher, Versalles. T — 2:29. A — 47,797.

GAME 2 Thursday, October 7 at Minnesota

Los Angeles	0	0	0	0	0	1	0	0	—	1	7	3
Minnesota	0	0	0	0	2	1	2	x	—	5	9	0

WP — Kaat. LP — Koufax.
 Koufax, Perranoski (7), Miller (8) and Roseboro.
 Kaat and Battey. T — 2:13. A — 48,700.

GAME 3 Saturday, October 9 at Los Angeles

Minnesota	0	0	0	0	0	0	0	0	—	0	5	0	
Los Angeles	0	0	0	2	1	1	0	0	x	—	4	10	1

WP — Osteen. LP — Pascual.
 Pascual, Merritt (6), Klippstein (8) and Battey, Zimmerman (7).
 Osteen and Roseboro. T — 2:06. A — 55,934.

GAME 4 Sunday, October 10 at Los Angeles

Minnesota	0	0	0	1	0	1	0	0	0	—	2	5	2
Los Angeles	1	1	0	1	0	3	0	1	x	—	7	10	0

WP — Drysdale. LP — Grant.
 Grant, Worthington (6), Pleis (8) and Battey, Zimmerman (7).
 Drysdale and Roseboro.
 HR — Killebrew, Parker, Oliva, Johnson. T — 2:15. A — 55,920.

GAME 5 Monday, October 11 at Los Angeles

Minnesota	0	0	0	0	0	0	0	0	0	—	0	4	1
Los Angeles	2	0	2	1	0	0	2	0	x	—	7	14	0

WP — Koufax. LP — Kaat.
 Kaat, Boswell (3), Perry (6) and Battey.
 Koufax and Roseboro. T — 2:34. A — 55,801.

GAME 6 Wednesday, October 13 at Minnesota

Los Angeles	0	0	0	0	0	1	0	0	—	1	6	1
Minnesota	0	0	2	0	3	0	0	x	—	5	6	1

WP — Grant. LP — Osteen.
 Osteen, Reed (6), Miller (8) and Roseboro.
 Grant and Battey.
 HR — Fairly, Allison, Grant. T — 2:16. A — 49,578.

GAME 7 Thursday, October 14 at Minnesota

Los Angeles	0	0	0	2	0	0	0	0	—	2	7	0
Minnesota	0	0	0	0	0	0	0	0	—	0	3	1

WP — Koufax. LP — Kaat.
 Koufax and Roseboro.
 Kaat, Worthington (4), Klippstein (6), Merritt (7), Perry (9) and Battey.
 HR — Johnson. T — 2:27. A — 50,596.

1969 ALCS

TWINS VS. BALTIMORE ORIOLES

ORIOLES:	AVG	G	AB	R	H	2B	3B	HR	RBI	BB	SO	SB
B. Robinson, 3b	.500	3	14	1	7	1	0	0	0	0	0	0
Motton, ph	.500	2	2	0	1	0	0	0	1	0	0	0
Blair, cf	.400	3	15	1	6	2	0	1	6	2	2	0
Powell, 1b	.385	3	13	2	5	0	0	1	1	2	0	0
F. Robinson, rf	.333	3	12	1	4	2	0	1	2	3	3	0
Buford, lf	.286	3	14	3	4	1	0	0	1	3	0	0
Belanger, ss	.267	3	15	4	4	0	1	1	1	0	0	0
Hendricks, ph-c	.250	3	8	2	2	2	0	0	3	1	2	0
Johnson, 2b	.231	3	13	2	3	0	0	0	0	2	1	0
Palmer, p	.000	1	5	0	0	0	0	0	0	0	3	0
Etchebarren, c	.000	2	4	0	0	0	0	0	0	0	0	0
McNally, p	.000	1	4	0	0	0	0	0	0	0	2	0
Cuellar, p	.000	1	2	0	0	0	0	0	0	0	1	0
May, ph	.000	1	1	0	0	0	0	0	0	0	0	0
Salmon, ph	.000	1	1	0	0	0	0	0	0	0	0	0
R. Hall, p	.000	1	0	0	0	0	0	0	0	0	0	0
Lopez, p	.000	1	0	0	0	0	0	0	0	0	0	0
Rettenmund, ph	.000	1	0	0	0	0	0	0	0	0	0	0
Richert, p	.000	1	0	0	0	0	0	0	0	0	0	0
Watt, p	.000	1	0	0	0	0	0	0	0	0	0	0
Totals	.293	3	123	16	36	8	1	4	15	13	14	0

Pitchers:	W	L	ERA	G	GS	CG	SHO	SV	IP	H	R	ER	BB	SO
McNally	1	0	0.00	1	1	1	1	0	11.0	3	0	0	0	11
Watt	0	0	0.00	1	0	0	0	0	2.0	0	0	0	0	2
Richert	0	0	0.00	1	0	0	0	0	1.0	0	0	0	0	2
R. Hall	1	0	0.00	1	0	0	0	0	0.2	0	0	0	0	1
Lopez	0	0	0.00	1	0	0	0	0	0.1	1	0	0	2	0
Palmer	1	0	2.00	1	1	1	1	0	9.0	10	2	2	2	4
Cuellar	0	0	2.25	1	1	0	0	0	8.0	3	3	2	1	7
Totals	3	0	1.13	7	3	2	1	0	32.0	17	5	4	12	27

POSTSEASON

1969 ALCS (CONT.)

TWINS:	AVG	G	AB	R	H	2B	3B	HR	RBI	BB	SO	SB
Nettles, ph	1.000	1	1	0	1	0	0	0	0	0	0	0
Woodson, p	1.000	1	1	0	1	0	0	0	0	0	0	0
Oliva, rf	.385	3	13	3	5	2	0	1	2	1	3	1
Roseboro, c	.200	2	5	0	1	0	0	0	0	0	0	0
Reese, lb	.167	3	12	0	2	0	0	0	2	1	1	0
Uhlaender, lf	.167	2	6	0	1	0	0	0	0	0	0	0
Cardenas, ss	.154	3	13	0	2	0	1	0	0	0	7	0
Mitterwald, c	.143	2	7	0	1	0	0	0	0	1	3	0
Killebrew, 3b	.125	3	8	2	1	1	0	0	0	6	2	0
Tovar, cf	.077	3	13	0	1	0	0	0	0	1	2	1
Carew, 2b	.071	3	14	0	1	0	0	0	0	1	4	0
Allison, lf	.000	2	8	0	0	0	0	0	1	0	0	0
Boswell, p	.000	1	4	0	0	0	0	0	0	0	4	0
Perry, p	.000	1	3	0	0	0	0	0	0	0	1	0
Perranoski, p	.000	3	1	0	0	0	0	0	0	0	0	0
Renick, ph	.000	1	1	0	0	0	0	0	0	0	0	0
Chance, p	1	0	0	0	0	0	0	0	0	0	0	0
Grzenda, p	1	0	0	0	0	0	0	0	0	0	0	0
T. Hall, p	1	0	0	0	0	0	0	0	0	0	0	0
Manuel, ph	1	0	0	0	0	0	0	0	1	0	0	0
Miller, p	1	0	0	0	0	0	0	0	0	0	0	0
Worthington, p	1	0	0	0	0	0	0	0	0	0	0	0
Totals	.155	3	110	5	17	3	1	1	5	12	27	2

Pitchers:	W	L	ERA	G	GS	CG	SHO	SV	IP	H	R	ER	BB	SO
Grzenda	0	0	0.00	1	0	0	0	0	0.2	0	0	0	0	0
T. Hall	0	0	0.00	1	0	0	0	0	0.2	0	0	0	0	0
Boswell	0	1	0.84	1	1	0	0	0	10.2	7	1	1	7	4
Perry	0	0	3.38	1	1	0	0	0	8.0	6	3	3	3	3
Miller	0	1	5.40	1	1	0	0	0	1.2	5	3	1	0	0
Perranoski	0	1	5.79	3	0	0	0	0	4.2	8	3	3	0	2
Worthington	0	0	6.75	1	0	0	0	0	1.1	3	1	1	0	1
Woodson	0	0	10.80	1	0	0	0	0	1.2	3	2	2	3	2
Chance	0	0	13.50	1	0	0	0	0	2.0	4	3	3	0	2
Totals	0	3	4.02	11	3	0	0	0	31.1	36	16	14	13	14

GAME 1 Saturday, October 4 at Baltimore

Minnesota	0	0	0	0	1	0	2	0	0	0	0	—	3	4	2	
Baltimore	0	0	0	1	1	0	0	0	1	0	0	1	—	4	10	1
WP—Hall. LP—Perranoski.																
Perry, Perranoski (9) and Mitterwald, Roseboro (12).																
Cuellar, Richert (9), Watt (10), Lopez (12), R. Hall (12) and Hendricks, Etchebarren (10).																
HR—F. Robinson, Belanger, Oliva, Powell.																
T—3:29. A—39,324.																

GAME 3 Monday, October 6 at Minnesota

Baltimore	0	3	0	2	0	1	0	2	3	—	11	18	0
Minnesota	1	0	0	0	1	0	0	0	0	—	2	10	2
WP—Palmer. LP—Miller.													
Palmer and Hendricks.													
Miller, Woodson (2), T. Hall (4), Worthington (5), Grzenda (6), Chance (7), Perranoski (9) and Roseboro.													
HR—Blair. T—2:48. A—32,735.													

GAME 2 Sunday, October 5 at Baltimore

Minnesota	0	0	0	0	0	0	0	0	0	—	0	3	1	
Baltimore	0	0	0	0	0	0	0	0	0	1	—	1	8	0
WP—McNally. LP—Boswell.														
Boswell, Perranoski (11) and Mitterwald.														
McNally and Etchebarren, Hendricks (10).														
T—3:17. A—41,704.														



1970 ALCS

TWINS VS. BALTIMORE ORIOLES

ORIOLES:	AVG	G	AB	R	H	2B	3B	HR	RBI	BB	SO	SB
B. Robinson, 3b	.583	3	12	3	7	2	0	0	1	0	1	0
Cuellar, p	.500	1	2	1	1	0	0	1	4	0	1	0
R. Hall, p	.500	1	2	1	1	0	0	0	0	0	1	0
Powell, 1b	.429	3	14	2	6	2	0	1	6	0	3	0
Buford, lf	.429	2	7	2	3	1	0	1	3	2	0	0
Hendricks, c	.400	1	5	2	2	0	0	0	0	0	1	0
McNally, p	.400	1	5	1	2	1	0	0	1	0	1	0
Johnson, 2b	.364	3	11	4	4	0	0	2	4	1	1	0
Belanger, ss	.333	3	12	5	4	0	0	0	1	1	0	0
Rettenmund, lf	.333	1	3	1	1	0	0	0	1	2	1	1
Palmer, p	.250	1	4	1	1	1	0	0	1	0	0	0
F. Robinson, rf	.200	3	10	3	2	0	0	1	2	5	2	0
Etchebarren, c	.111	2	9	1	1	0	0	0	0	0	3	0
Blair, cf	.077	3	13	0	1	0	0	0	0	1	4	0
Totals	.330	3	109	27	36	7	0	6	24	12	19	1

Pitchers:	W	L	ERA	G	GS	CG	SHO	SV	IP	H	R	ER	BB	SO
R. Hall	1	0	0.00	1	0	0	0	0	4.2	1	0	0	0	3
Palmer	1	0	1.00	1	1	0	0	0	9.0	7	1	1	3	12
McNally	1	0	3.00	1	1	1	0	0	9.0	6	3	3	5	5
Cuellar	0	0	12.46	1	1	0	0	0	4.1	10	6	6	1	2
Totals	3	0	3.33	4	3	2	0	0	27.0	24	10	10	9	22

TWINS:	AVG	G	AB	R	H	2B	3B	HR	RBI	BB	SO	SB
Oliva, rf	.500	3	12	2	6	2	0	1	1	0	1	0
Mitterwald, c	.500	2	8	2	4	1	0	0	2	0	2	0
Tovar, cf-2b-lf	.385	3	13	2	5	0	1	0	1	0	0	0
Killebrew, 3b-1b	.273	3	11	2	3	0	0	2	4	2	4	0
Ratliff, c	.250	1	4	0	1	0	0	0	0	0	1	0
Renick, 3b-ph	.200	2	5	0	1	0	0	0	0	0	1	0
Cardenas, ss	.182	3	11	1	2	0	0	0	1	1	1	0
Reese, 1b	.143	2	7	0	1	0	0	0	0	1	1	0
Thompson, 2b	.125	3	8	0	1	1	0	0	0	1	0	0
Alyea, lf-ph	.000	3	7	1	0	0	0	0	0	2	3	0
Holt, ph-cf-pr	.000	3	5	0	0	0	0	0	0	0	2	0
Allison, ph	.000	3	2	0	0	0	0	0	0	1	1	0
Quilici, 2b-ph	.000	3	2	0	0	0	0	0	0	0	1	0
Carew, ph	.000	2	2	0	0	0	0	0	0	0	1	0
T. Hall, p	.000	2	1	0	0	0	0	0	0	0	1	0
Perry, p	.000	2	1	0	0	0	0	0	1	0	0	0
Kaat, p	.000	1	1	0	0	0	0	0	0	0	1	0
Manuel, ph	.000	1	1	0	0	0	0	0	0	0	1	0
Perranoski, p	.000	2	0	0	0	0	0	0	0	0	0	0
Tiant, p-pr	.000	2	0	0	0	0	0	0	0	0	0	0
Williams, p	.000	2	0	0	0	0	0	0	0	1	0	0
Zepp, p	.000	2	0	0	0	0	0	0	0	0	0	0
Blyleven, p	.000	1	0	0	0	0	0	0	0	0	0	0
Woodson, p	.000	1	0	0	0	0	0	0	0	0	0	0
Totals	.238	3	101	10	24	4	1	3	10	9	22	0

Pitchers:	W	L	ERA	G	GS	CH	SHO	SV	IP	H	R	ER	BB	SO
Williams	0	0	0.00	2	0	0	0	0	6.0	2	0	0	1	2
Blyleven	0	0	0.00	1	0	0	0	0	2.0	2	1	0	0	2
T. Hall	0	1	6.75	2	1	0	0	0	5.1	6	4	4	4	6
Zepp	0	0	6.75	2	0	0	0	0	1.1	2	1	1	2	2
Kaat	0	1	9.00	1	1	0	0	0	2.0	6	4	2	2	1
Woodson	0	0	9.00	1	0	0	0	0	1.0	2	1	1	1	0
Perry	0	1	13.50	2	1	0	0	0	5.1	10	9	8	1	3
Tiant	0	0	13.50	1	0	0	0	0	0.2	1	2	1	0	0
Perranoski	0	0	19.29	2	0	0	0	0	2.1	5	5	5	1	3
Totals	0	3	7.62	14	3	0	0	0	26.0	36	27	22	12	19

DID YOU Know?

...that in 1991, the Twins became the first team in Major League history to go from last place the previous season, to World Champions the next.

1970 ALCS (CONT.)

GAME 1 Saturday, October 3 at Minnesota

Baltimore	0	2	0	7	0	1	0	0	0	0	—	10	13	0
Minnesota	1	1	0	1	3	0	0	0	0	0	—	6	11	2

WP—Hall. LP—Perry.
 Cuellar, R. Hall (5) and Hendricks.
 Perry, Zepp (4), Woodson (5), Williams (6), Perranoski (9) and Mitterwald. HR
 —Cuellar, Buford, Powell, Killebrew.
 T—2:36. A—26, 847.

GAME 3 Monday, October 5 at Baltimore

Minnesota	0	0	0	0	1	0	0	0	0	—	1	7	2
Baltimore	1	1	3	0	0	0	1	0	x	—	6	10	0

WP—Palmer. LP—Kaat.
 Kaat, Blyleven (3), T. Hall (5), Perry (7) and Ratliff.
 Palmer and Etchebarren.
 HR—Johnson. T—2:20. A—27,608.

GAME 2 Sunday, October 4 at Minnesota

Baltimore	1	0	2	1	0	0	0	0	7	—	11	13	0
Minnesota	0	0	0	3	0	0	0	0	0	—	3	6	2

WP—McNally. LP—Hall.
 McNally and Etchebarren.
 T. Hall, Zepp (4), Williams (5), Perranoski (8), Tiant (9) and Mitterwald. HR
 —F. Robinson, Killebrew, Oliva, Johnson.
 T—2:59. A—27,490.

1987 ALCS

TWINS VS. DETROIT TIGERS

TIGERS:	AVG	G	AB	R	H	2B	3B	HR	RBI	BB	SO	SB
Grubb, ph-dh	.571	4	7	0	4	0	0	0	0	0	1	0
Morrison, dh-3b	.400	2	5	1	2	0	0	0	0	0	1	0
Herdon, rf-ph-dh	.333	3	9	1	3	1	0	0	2	1	1	1
Sheridan, rf-pr	.300	5	10	2	3	1	0	1	2	0	2	0
Evans, 1b-3b	.294	5	17	0	5	0	0	0	0	4	2	0
Gibson, lf	.286	5	21	4	6	1	0	1	4	3	8	3
Heath, c	.286	3	7	1	2	0	0	1	2	0	0	0
Lemon, cf	.278	5	18	4	5	0	0	2	4	1	4	0
Bergman, ph-dh-1b	.250	4	4	0	1	0	0	0	2	0	1	0
Tammell, ss	.200	5	20	3	4	1	0	0	2	1	2	0
Whitaker, 2b	.176	5	17	4	3	0	0	1	1	7	3	1
Nokes, ph-dh-c	.143	5	14	2	2	0	0	1	2	1	4	0
Brookens, 3b	.000	5	13	0	0	0	0	0	0	0	3	0
Madlock, dh	.000	1	5	0	0	0	0	0	0	0	3	0
Totals	.240	5	167	23	40	4	0	7	21	18	35	5

Pitchers:	W	L	ERA	G	GS	CG	SHO	SV	IP	H	R	ER	BB	SO
Petry	0	0	0.00	1	0	0	0	0	3.1	1	1	0	0	1
Hernandez	0	0	0.00	1	0	0	0	0	0.1	2	0	0	0	0
Robinson	0	0	0.00	1	0	0	0	0	0.1	1	0	0	0	0
Thurmond	0	0	0.00	1	0	0	0	0	0.1	0	0	0	0	0
King	0	0	1.69	2	0	0	0	0	5.1	3	1	1	2	4
Tanana	0	1	5.06	1	1	0	0	0	5.1	6	4	3	4	1
Morris	0	1	6.75	1	1	1	0	0	8.0	6	6	6	3	7
Terrell	0	0	9.00	1	1	0	0	0	6.0	7	6	6	4	4
Alexander	0	2	10.00	2	2	0	0	0	9.0	14	10	10	1	5
Henneman	1	0	10.80	1	0	0	0	0	5.0	6	6	6	6	3
Totals	1	4	6.70	12	5	1	0	0	43.0	46	34	32	20	25

TWINS:	AVG	G	AB	R	H	2B	3B	HR	RBI	BB	SO	SB
Larkin, ph	1.000	1	1	0	1	1	0	0	1	0	0	0
Butera, c	.667	1	3	0	2	0	0	0	0	0	0	0
Brunansky, rf	.412	5	17	5	7	4	0	2	9	4	3	0
Baylor, ph-dh	.400	2	5	0	2	0	0	0	1	0	0	0
Gladden, lf	.350	5	20	5	7	2	0	0	5	2	1	0
Gaetti, 3b	.300	5	20	5	6	1	0	2	5	1	3	0
Gagne, ss	.278	5	18	5	5	3	0	2	3	3	4	0
Lombardozzi, 2b-pr	.267	5	15	2	4	0	0	0	1	2	2	0
Bush, dh	.250	4	12	4	3	0	1	0	2	3	2	3
Puckett, cf	.208	5	24	3	9	1	0	1	3	0	5	1
Hrbek, 1b	.150	5	20	4	3	0	0	1	1	3	0	0
Laudner, c	.071	5	14	1	1	0	0	0	2	2	5	0
Newman, 2b	.000	1	2	0	0	0	0	0	0	0	0	0
Davidson, pr	.000	1	0	0	0	0	0	0	0	0	0	0
Totals	.269	5	171	34	46	13	1	8	33	20	25	4

Pitchers:	W	L	ERA	G	GS	CG	SHO	SV	IP	H	R	ER	BB	SO
Schatzeder	0	0	0.00	2	0	0	0	0	4.1	2	0	0	0	5
Atherton	0	0	0.00	1	0	0	0	0	0.1	1	0	0	0	0
Berenguer	0	0	1.50	4	0	0	0	1	6.0	1	1	1	3	6
Blyleven	2	0	4.05	2	2	0	0	0	13.1	12	6	6	3	9
Reardon	1	1	5.06	4	0	0	0	2	5.1	7	3	3	3	5
Viola	1	0	5.25	2	2	0	0	0	12.0	14	8	7	5	9
Straker	0	0	16.88	1	1	0	0	0	2.2	3	5	5	4	1
Totals	4	1	4.50	16	5	0	0	3	44.0	40	23	22	18	35

1987 ALCS (CONT.)

GAME 1 Wednesday, October 7 at Minnesota

Detroit	0	0	1	0	0	1	1	2	0	—	5	10	0
Minnesota	0	1	0	0	3	0	0	4	x	—	8	10	0

WP —Reardon. LP —Alexander.
 Alexander, Henneman (8), Hernandez (8), King (8) and Heath.
 Viola, Reardon (8) and Laudner.
 HR —Gaetti 2, Heath, Gibson. T —2:46. A —53,269.

GAME 2 Thursday, October 8 at Minnesota

Detroit	0	2	0	0	0	0	0	1	0	—	3	7	1
Minnesota	0	3	0	2	1	0	0	0	x	—	6	6	0

WP —Blyleven. LP —Morris. Save —Berenguer.
 Morris and Heath, Nokes (8).
 Blyleven, Berenguer (8) and Laudner.
 HR —Lemon, Hrbek, Whitaker. T —2:54. A —55,245.

GAME 3 Saturday, October 10 at Detroit

Minnesota	0	0	0	2	0	2	2	0	0	—	6	8	1
Detroit	0	0	5	0	0	0	0	2	x	—	7	7	0

WP —Henneman. LP —Reardon.
 Straker, Schatzeder (3), Berenguer (7), Reardon (8) and Butera, Laudner (7).
 Terrell, Henneman (7) and Nokes.
 HR —Gagne, Brunansky, Sheridan. T —3:29. A —49,730.

GAME 4 Sunday, October 11 at Detroit

Minnesota	0	0	1	1	1	1	0	1	0	—	5	7	1
Detroit	1	0	0	0	1	1	0	0	0	—	3	7	3

WP —Viola. LP —Tanana. Save —Reardon.
 Viola, Atherton (6), Berenguer (6), Reardon (9) and Laudner.
 Tanana, Pety (6), Thurmond (9) and Heath.
 HR —Puckett, Gagne. T —3:24. A —51,939.

GAME 5 Monday, October 12 at Detroit

Minnesota	0	4	0	0	0	0	1	1	3	—	9	15	1
Detroit	0	0	0	3	0	0	0	1	1	—	5	9	1

WP —Blyleven. LP —Alexander. Save —Reardon.
 Blyleven, Schatzeder (7), Berenguer (8), Reardon (8) and Laudner.
 Alexander, King (2), Henneman (7), Robinson (9) and Nokes.
 HR —Nokes, Lemon, Brunansky. T —3:14. A —47,448.



1987 WORLD SERIES

TWINS VS. ST. LOUIS CARDINALS

CARDINALS:	AVG	G	AB	R	H	2B	3B	HR	RBI	BB	SO	SB
Pendleton, dh-ph	.429	3	7	2	3	0	0	0	1	1	1	2
Pena, c-dh	.409	7	22	2	9	1	0	0	4	3	2	1
McGee, cf	.370	7	27	2	10	2	0	0	4	0	9	0
Lindeman, 1b-ph-rf	.333	6	15	3	5	1	0	0	2	0	3	0
Lake, c	.333	3	3	0	1	0	0	0	1	0	0	0
Ford, rf-ph	.308	5	13	1	4	0	0	0	2	1	1	0
Herr, 2b	.250	7	28	2	7	0	0	1	1	2	2	0
Oquendo, rf-3b	.250	7	24	2	6	0	0	0	2	1	4	0
Pagnozzi, dh-ph	.250	2	4	0	1	0	0	0	0	0	0	0
Driessen, 1b	.231	4	13	3	3	2	0	0	1	1	1	0
Smith, ss	.214	7	28	3	6	0	0	0	2	2	3	2
Coleman, lf	.143	7	28	5	4	2	0	0	2	2	10	6
Lawless, 3b	.100	3	10	1	1	0	0	1	3	0	4	0
Cox, p	.000	3	2	0	0	0	0	0	0	0	1	0
Forsch, p	.000	3	2	0	0	0	0	0	0	0	0	0
Tudor, p	.000	2	2	0	0	0	0	0	0	0	2	0
Morris, rf	.000	1	2	0	0	0	0	0	0	0	0	0
Dayley, p	.000	4	1	0	0	0	0	0	0	0	1	0
Mathews, p	.000	1	1	0	0	0	0	0	0	0	0	0
Worrell, p	.000	4	0	0	0	0	0	0	0	0	0	0
Horton, p	.000	2	0	0	0	0	0	0	0	0	0	0
Magrane, p	.000	2	0	0	0	0	0	0	0	0	0	0
Tunnell, p	.000	2	0	0	0	0	0	0	0	0	0	0
Johnson, pr	.000	1	0	0	0	0	0	0	0	0	0	1
Totals	.259	7	232	26	60	8	0	2	25	13	44	12

Pitchers:	W	L	ERA	G	GS	CG	SHO	SV	IP	H	R	ER	BB	SO
Worrell	0	0	1.29	4	0	0	0	2	7.0	6	1	1	4	3
Dayley	0	0	1.93	4	0	0	0	1	4.2	2	1	1	0	3
Tunnell	0	0	2.08	2	0	0	0	0	4.1	4	2	1	2	1
Mathews	0	0	2.45	1	1	0	0	0	3.2	2	1	1	2	3
Tudor	1	1	5.73	2	2	0	0	0	11.0	15	7	7	3	8
Horton	0	0	6.00	2	0	0	0	0	3.0	5	2	2	0	1
Cox	1	2	7.71	3	2	0	0	0	11.2	13	10	10	8	9
Magrane	0	1	8.59	2	2	0	0	0	7.1	9	7	7	5	5
Forsch	1	0	9.95	3	0	0	0	0	6.1	8	7	7	5	3
Totals	3	4	5.64	23	7	0	0	3	59.0	64	38	37	29	36

POSTSEASON

1987 WORLD SERIES (CONT.)

TWINS:	AVG	G	AB	R	H	2B	3B	HR	RBI	BB	SO	SB		
Smalley, ph	.500	4	2	0	1	1	0	0	0	2	0	0		
Lombardozi, 2b	.412	6	17	3	7	1	0	1	4	2	2	0		
Baylor, dh-ph	.385	5	13	3	5	0	0	1	3	1	1	0		
Puckett, cf	.357	7	28	5	10	1	1	0	3	2	1	1		
Laudner, c	.318	7	22	4	7	1	0	1	4	5	4	0		
Gladden, lf	.290	7	31	3	9	2	1	1	7	3	4	2		
Gaetti, 3b	.259	7	27	4	7	2	1	1	4	2	5	2		
Hrbek, 1b	.208	7	24	4	5	0	0	1	6	5	3	0		
Gagne, ss	.200	7	30	5	6	1	0	1	3	1	6	0		
Brunansky, rf	.200	7	25	5	5	0	0	0	2	4	4	1		
Newman, pr-2b-ph	.200	4	5	0	1	0	0	0	0	1	1	0		
Bush, dh-ph	.167	4	6	1	1	1	0	0	2	0	1	0		
Larkin, 1b-ph	.000	5	3	1	0	0	0	0	0	1	0	0		
Straker, p	.000	2	2	0	0	0	0	0	0	0	2	0		
Viola, p	.000	3	1	0	0	0	0	0	0	0	1	0		
Blyleven, p	.000	2	1	0	0	0	0	0	0	0	1	0		
Davidson, rf-ph	.000	2	1	0	0	0	0	0	0	0	0	0		
Reardon, p	.000	4	0	0	0	0	0	0	0	0	0	0		
Berenguer, p	.000	3	0	0	0	0	0	0	0	0	0	0		
Schatzeder, p	.000	3	0	0	0	0	0	0	0	0	0	0		
Atherton, p	.000	2	0	0	0	0	0	0	0	0	0	0		
Butera, c	.000	1	0	0	0	0	0	0	0	0	0	0		
Frazier, p	.000	1	0	0	0	0	0	0	0	0	0	0		
Niekro, p	.000	1	0	0	0	0	0	0	0	0	0	0		
Totals	.269	7	238	38	64	10	3	7	38	29	36	6		
Pitchers:	W	L	ERA	G	GS	CG	SHO	SV	IP	H	R	ER	BB	SO
Reardon	0	0	0.00	4	0	0	0	1	4.2	5	0	0	0	3
Frazier	0	0	0.00	1	0	0	0	0	2.0	1	0	0	0	2
Niekro	0	0	0.00	1	0	0	0	0	2.0	1	0	0	1	1
Blyleven	1	1	2.77	2	2	0	0	0	13.0	13	5	4	2	12
Viola	2	1	3.72	3	3	0	0	0	19.1	17	8	8	3	16
Straker	0	0	4.00	2	2	0	0	0	9.0	9	4	4	3	6
Schatzeder	1	0	6.23	3	0	0	0	0	4.1	4	3	3	3	3
Atherton	0	0	6.75	2	0	0	0	0	1.1	0	1	1	1	0
Berenguer	0	1	10.38	3	0	0	0	0	4.1	10	5	5	0	1
Totals	4	3	3.75	21	7	0	0	1	60.0	60	26	25	13	44

GAME 1 Saturday, October 17 at Minnesota

St. Louis	0	1	0	0	0	0	0	0	0	0	1	5	1
Minnesota	0	0	0	7	2	0	1	0	x	—	10	11	0
WP—Viola. LP—Magrane.													
Magrane, Forsch (4), Horton (7) and Pena, Lake (8).													
Viola, Atherton (9) and Laudner.													
HR—Gladden, Lombardozi. T—2:39. A—55,171.													

GAME 2 Sunday, October 18 at Minnesota

St. Louis	0	0	0	0	1	0	1	2	0	—	4	9	0
Minnesota	0	1	0	6	0	1	0	0	x	—	8	10	0
WP—Blyleven. LP—Cox.													
Cox, Tunnell (4), Dayley (7), Worrell (8) and Pena.													
Blyleven, Berenguer (8), Reardon (9) and Laudner.													
HR—Gaetti, Laudner. T—2:42. A—55,257.													

GAME 3 Tuesday, October 20 at St. Louis

Minnesota	0	0	0	0	0	1	0	0	0	0	—	1	5	1
St. Louis	0	0	0	0	0	0	3	0	x	—	3	9	1	
WP—Tudor. LP—Berenguer. Save—Worrell.														
Straker, Berenguer (7), Schatzeder (7) and Laudner.														
Tudor, Worrell (8) and Pena.														
T—2:45. A—55,347.														

GAME 4 Wednesday, October 21 at St. Louis

Minnesota	0	0	1	0	1	0	0	0	0	—	2	7	1
St. Louis	0	0	1	6	0	0	0	0	x	—	7	10	1
WP—Forsch. LP—Viola. Save—Dayley.													
Viola, Schatzeder (4), Niekro (5), Frazier (7) and Laudner, Butera (8).													
Mathews, Forsch (4), Dayley (7) and Pena.													
HR—Gagne, Lawless. T—3:11. A—55,347.													

GAME 5 Thursday, October 22 at St. Louis

Minnesota	0	0	0	0	0	0	0	2	0	0	—	2	6	1
St. Louis	0	0	0	0	0	3	1	0	x	—	4	10	1	
WP—Cox. LP—Blyleven. Save—Worrell.														
Blyleven, Atherton (7), Reardon (7) and Laudner.														
Cox, Dayley (8), Worrell (8) and Pena, Lake (9).														
T—3:21. A—55,347.														

GAME 6 Saturday, October 24 at Minnesota

St. Louis	1	1	0	2	1	0	0	0	0	—	5	11	2
Minnesota	2	0	0	4	4	0	1	x	—	11	15	0	
WP—Schatzeder. LP—Tudor.													
Tudor, Horton (5), Forsch (6), Dayley (6), Tunnell (7) and Pena.													
Straker, Schatzeder (4), Berenguer (6), Reardon (9) and Laudner.													
HR—Herr, Baylor, Hrbek. T—3:22. A—55,293.													

GAME 7 Sunday, October 25 at Minnesota

St. Louis	0	2	0	0	0	0	0	0	0	—	2	6	1
Minnesota	0	1	0	0	1	0	1	x	—	4	10	0	
WP—Viola. LP—Cox. Save—Reardon.													
Magrane, Cox (5), Worrell (6) and Lake.													
Viola, Reardon (9) and Laudner. T—3:04. A—55,376.													



...that the 1987 World Series was the first in which games were played indoors.

1991 ALCS

TWINS VS. TORONTO BLUE JAYS

BLUE JAYS:	AVG	G	AB	R	H	2B	3B	HR	RBI	BB	SO	SB
Alomar, 2b	.474	5	19	3	9	0	0	0	4	2	3	2
White, cf	.364	5	22	5	8	1	0	0	0	2	3	3
Gruber, 3b	.286	5	21	1	6	1	0	0	4	0	4	1
Borders, c	.263	5	19	0	5	1	0	0	2	0	0	0
Carter, rf-dh	.263	5	19	3	5	2	0	1	4	1	5	0
Wilson, pr-lf	.250	3	8	1	2	0	0	0	0	1	3	1
Olerud, 1b	.158	5	19	1	3	0	0	0	3	3	1	0
Lee, ss	.125	5	16	3	2	0	0	0	0	1	5	0
Mulliniks, dh-ph	.125	5	8	1	1	0	0	0	0	3	0	0
Maldonado, lf-rf	.100	5	20	1	2	1	0	0	1	1	6	0
Ducey, pr-rf	.000	1	1	0	0	0	0	0	0	0	0	0
Tabler, ph-dh	.000	2	1	0	0	0	0	0	0	1	0	0
Gonzales, pr-ss	.000	2	0	0	0	0	0	0	0	0	0	0
Totals	.249	5	173	19	43	6	0	1	18	15	30	7

Pitchers:	W	L	ERA	G	GS	CG	SHO	SV	IP	H	R	ER	BB	SO	
Henke	0	0	0.00	2	0	0	0	0	2.2	0	0	0	0	1	5
Acker	0	0	0.00	1	0	0	0	0	0.2	1	0	0	0	0	1
Wells	0	0	2.35	4	0	0	0	0	7.2	6	2	2	2	2	9
Key	0	0	3.00	1	1	0	0	0	6.0	5	2	2	2	1	1
Guzman	1	0	3.18	1	1	0	0	0	5.2	4	2	2	2	4	2
Timlin	0	1	3.18	4	0	0	0	0	5.2	5	4	2	2	2	5
Ward	0	1	6.23	2	0	0	0	1	4.1	4	3	3	1	1	6
Candiotti	0	1	8.22	2	2	0	0	0	7.2	17	9	7	2	2	5
MacDonald	0	0	9.00	1	0	0	0	0	1.0	1	1	1	1	1	0
Stottlemire	0	1	9.82	1	1	0	0	0	3.2	7	4	4	1	1	3
Totals	1	4	4.60	5	5	0	0	1	45.0	50	27	23	15	37	37

TWINS:	AVG	G	AB	R	H	2B	3B	HR	RBI	BB	SO	SB
Puckett, cf	.429	5	21	4	9	1	0	2	6	1	4	0
Knoblauch, 2b	.350	5	20	5	7	2	0	0	3	3	3	2
Mack, rf	.333	5	18	4	6	1	1	0	3	2	4	2
Pagliarulo, 3b-ph	.333	5	15	4	5	1	0	1	3	0	2	0
Davis, dh	.294	5	17	3	5	2	0	0	2	5	8	1
Harper, c	.278	5	18	1	5	2	0	0	1	0	2	0
Gladden, lf	.261	5	23	4	6	0	0	0	3	1	3	3
Gagne, ss	.235	5	17	1	4	0	0	0	1	1	5	0
Hrbek, 1b	.143	5	21	0	3	0	0	0	3	1	3	0
Leius, 3b	.000	3	4	0	0	0	0	0	0	1	1	0
Larkin, ph	.000	3	3	0	0	0	0	0	0	0	1	0
Ortiz, c	.000	3	3	0	0	0	0	0	0	0	0	0
Sorrento, ph	.000	1	1	0	0	0	0	0	0	0	1	0
Newman, 3b-ss	.000	2	0	0	0	0	0	0	0	0	0	0
Brown, pr	.000	1	0	1	0	0	0	0	0	0	0	0
Totals	.276	5	181	27	50	9	1	3	25	15	37	8

Pitchers:	W	L	ERA	G	GS	CG	SHO	SV	IP	H	R	ER	BB	SO	
West	1	0	0.00	2	0	0	0	0	5.2	1	0	0	0	4	4
Willis	0	0	0.00	3	0	0	0	0	5.1	2	0	0	0	0	3
Aguilera	0	0	0.00	3	0	0	0	3	3.1	1	0	0	0	0	3
Guthrie	1	0	0.00	2	0	0	0	0	2.2	0	0	0	0	0	0
Bedrosian	0	0	0.00	2	0	0	0	0	1.1	3	2	0	2	2	2
Morris	2	0	4.05	2	2	0	0	0	13.1	17	6	6	1	7	7
Erickson	0	0	4.50	1	1	0	0	0	4.0	3	2	2	5	2	2
Tapani	0	1	7.84	2	2	0	0	0	10.1	16	9	9	3	9	9
Totals	4	1	3.33	5	5	0	0	3	46.0	43	19	17	15	30	30

TWINS' TITLE CLINCHING DATES

Year	Game	Date	Details
1965	157	September 26	Twins defeated Washington 2-1 at Washington
1969	153	September 22	Twins defeated Kansas City 4-3 at Kansas City
1970	154	September 22	Twins defeated Oakland 5-3 at Oakland
1987	157	September 28	Twins defeated Texas 5-3 at Texas
1991	155	September 29	Twins lost 2-1 at Toronto while Chicago lost 2-1 to Seattle
2002	150	September 15	Twins won 5-0 at Cleveland while Chicago lost 8-4 to New York
2003	157	September 23	Twins won 4-1 vs. Cleveland while Chicago and Kansas City lost
2004	150	September 20	Twins defeated Chicago 8-2 at Chicago
2006	162	October 1	Twins won 5-1 vs. Chicago while Detroit lost 10-8 to Kansas City
2009	163	October 6	Twins defeated Detroit 6-5 in 12 innings in Central Division Tiebreaker game
2010	151	September 21	Twins defeat Cleveland 6-4, 91st win of season, Gardenhire's 800th career win

POSTSEASON

1991 ALCS (CONT.)

GAME 1 Tuesday, October 8 at Minnesota

Toronto	0	0	0	1	0	3	0	0	0	—	4	9	2
Minnesota	2	2	1	0	0	0	0	0	x	—	5	11	0

WP—Morris. LP—Candiotti. Save—Aguilera.
Candiotti, Wells (3), Timlin (6) and Borders.
Morris, Willis (6), Aguilera (8) and Harper, Ortiz (8).
T—3:17. A—54,766.

GAME 2 Wednesday, October 9 at Minnesota

Toronto	1	0	2	0	0	0	2	0	0	—	5	9	0
Minnesota	0	0	1	0	0	1	0	0	0	—	2	5	1

WP—Guzman. LP—Tapani. Save—Ward.
Guzman, Henke (6), Ward (8) and Borders.
Tapani, Bedrosian (7), Guthrie (7) and Harper.
T—3:02. A—54,816.

GAME 3 Friday, October 11 at Toronto

Minnesota	0	0	0	0	1	1	0	0	0	1	—	3	7	0
Toronto	2	0	0	0	0	0	0	0	0	0	—	2	5	1

WP—Guthrie. LP—Timlin. Save—Aguilera.
Erickson, West (5), Willis (7), Guthrie (9), Aguilera (10) and Ortiz, Harper (10).
Key, Wells (7), Henke (8), Timlin (10) and Borders.
HR—Carter, Pagliarulo. T—3:36. A—51,544.

GAME 4 Saturday, October 12 at Toronto

Minnesota	0	0	0	4	0	2	1	1	1	—	9	13	0
Toronto	0	1	0	0	0	1	0	0	1	—	3	11	2

WP—Morris. LP—Stottlemeyer.
Morris, Bedrosian (9) and Harper.
Stottlemeyer, Wells (4), Acker (6), Timlin (7), MacDonald (9) and Borders.
HR—Puckett. T—3:15. A—51,526.

GAME 5 Sunday, October 13 at Toronto

Minnesota	1	1	0	0	0	3	0	3	0	—	8	14	2
Toronto	0	0	3	2	0	0	0	0	0	—	5	9	1

WP—West. LP—Ward. Save—Aguilera.
Tapani, West (5), Willis (8), Aguilera (9) and Harper, Ortiz (9).
Candiotti, Timlin (6), Ward (6), Wells (8) and Borders.
HR—Puckett. T—3:29. A—51,425.



1991 WORLD SERIES

TWINS VS. ATLANTA BRAVES

BRAVES:	AVG	G	AB	R	H	2B	3B	HR	RBI	BB	SO	SB		
Lemke, 2b	.417	6	24	4	10	1	3	0	4	2	4	0		
Belliard, ss	.375	7	16	0	6	1	0	0	4	1	2	0		
Pendleton, 3b	.367	7	30	6	11	3	0	2	3	3	1	0		
Gant, cf	.267	7	30	3	8	0	1	0	4	2	3	1		
Justice, rf	.259	7	27	5	7	0	0	2	6	5	5	2		
Treadway, 2b-ph	.250	3	4	1	1	0	0	0	0	1	2	0		
Smith, dh-lf	.231	7	26	5	6	0	0	3	3	3	4	1		
Olson, c	.222	7	27	3	6	2	0	0	1	5	4	1		
Hunter, lf-1b	.190	7	21	2	4	1	0	1	3	0	2	0		
Blauser, ss-ph	.167	5	6	0	1	0	0	0	0	1	1	0		
Bream, 1b	.125	7	24	0	3	2	0	0	0	3	4	0		
Avery, p	.000	2	3	0	0	0	0	0	0	0	2	0		
Gregg, ph	.000	4	3	0	0	0	0	0	0	0	2	0		
Glavine, p	.000	2	2	0	0	0	0	0	0	0	0	0		
Mitchell, lf-pr	.000	3	2	0	0	0	0	0	0	0	1	0		
Smoltz, p	.000	2	2	0	0	0	0	0	0	0	1	0		
Cabrera, ph-c	.000	3	1	0	0	0	0	0	0	0	0	0		
Clancy, p	.000	3	1	0	0	0	0	0	0	0	1	0		
Leibrandt, p	.000	2	0	0	0	0	0	0	0	0	0	0		
Mercker, p	.000	2	0	0	0	0	0	0	0	0	0	0		
Pena, p	.000	3	0	0	0	0	0	0	0	0	0	0		
St. Claire, p	.000	1	0	0	0	0	0	0	0	0	0	0		
Stanton, p	.000	5	0	0	0	0	0	0	0	0	0	0		
Willard, ph	.000	1	0	0	0	0	0	0	1	0	0	0		
Wohlens, p	.000	3	0	0	0	0	0	0	0	0	0	0		
Totals	.253	7	249	29	63	10	4	8	29	26	39	5		
Pitchers:	W	L	ERA	G	GS	CG	SHO	SV	IP	H	R	ER	BB	SO
Stanton	1	0	0.00	5	0	0	0	0	7.1	5	0	0	2	7
Wohlens	0	0	0.00	3	0	0	0	0	1.2	2	0	0	2	1
Mercker	0	0	0.00	2	0	0	0	0	1.0	0	0	0	0	1
Smoltz	0	0	1.26	2	2	0	0	0	14.1	13	2	2	1	11
Glavine	1	1	2.70	2	2	1	0	0	13.1	8	6	4	7	8
Pena	0	1	3.38	3	0	0	0	0	5.1	6	2	2	3	7
Avery	0	0	3.46	2	2	0	0	0	13.0	10	6	5	1	8
Clancy	1	0	4.15	3	0	0	0	0	4.1	3	2	2	4	2
St. Claire	0	0	9.00	1	0	0	0	0	1.0	1	1	1	0	0
Leibrandt	0	2	11.25	2	1	0	0	0	4.0	8	5	5	1	3
Totals	3	4	2.89	7	7	1	0	0	65.1	56	24	21	21	48

1991 WORLD SERIES (CONT.)

TWINS:	AVG	G	AB	R	H	2B	3B	HR	RBI	BB	SO	SB
Larkin ph	.500	4	4	0	2	0	0	0	1	0	0	0
Newman ph-3b-2b-pr	.500	4	2	0	1	0	1	0	1	0	0	0
Harper c-ph	.381	7	21	2	8	2	0	0	1	2	2	0
Leius 3b-ph-ss	.357	7	14	2	5	0	0	1	2	1	2	0
Knoblauch 2b	.308	7	26	3	8	1	0	0	2	4	2	4
Pagliarulo ph-3b	.273	6	11	1	3	0	0	1	2	1	2	0
Puckett cf	.250	7	24	4	6	0	1	2	4	5	7	1
Bush ph-rf	.250	3	4	0	1	0	0	0	0	0	1	0
Gladden lf	.233	7	30	5	7	2	2	0	0	3	4	2
Davis dh-ph-rf	.222	6	18	4	4	0	0	2	4	2	3	0
Ortiz c	.200	3	5	0	1	0	0	0	1	0	1	0
Gagne ss	.167	7	24	1	4	1	0	1	3	0	7	0
Mack rf	.130	6	23	0	3	1	0	0	1	0	7	0
Hrbek 1b	.115	7	26	2	3	1	0	1	2	2	6	0
Brown pr-rf-cf	.000	3	2	0	0	0	0	0	0	0	0	0
Morris p	.000	3	2	0	0	0	0	0	0	0	1	0
Sorrento ph-1b	.000	3	2	0	0	0	0	0	0	1	2	0
Aguilera p-ph	.000	4	1	0	0	0	0	0	0	0	0	0
Erickson p	.000	2	1	0	0	0	0	0	0	0	1	0
Tapani p	.000	2	1	0	0	0	0	0	0	0	0	0
Bedrosian p	.000	3	0	0	0	0	0	0	0	0	0	0
Guthrie p	.000	4	0	0	0	0	0	0	0	0	0	0
Leach p	.000	2	0	0	0	0	0	0	0	0	0	0
West p	.000	2	0	0	0	0	0	0	0	0	0	0
Willis p	.000	4	0	0	0	0	0	0	0	0	0	0
Totals	.232	7	241	24	56	8	4	8	24	21	48	7

Pitchers:	W	L	ERA	G	GS	CG	SHO	SV	IP	H	R	ER	BB	SO
Morris	2	0	1.17	3	3	1	1	0	23.0	18	3	3	9	15
Aguilera	1	1	1.80	4	0	0	0	2	5.0	6	1	1	1	3
Guthrie	0	1	2.25	4	0	0	0	0	4.0	3	1	1	4	3
Leach	0	0	3.86	2	0	0	0	0	2.1	2	1	1	0	2
Tapani	1	1	4.50	2	2	0	0	0	12.0	13	6	6	2	7
Erickson	0	0	5.06	2	2	0	0	0	10.2	10	7	6	4	5
Willis	0	0	5.14	4	0	0	0	0	7.0	6	4	4	2	2
Bedrosian	0	0	5.40	3	0	0	0	0	3.1	3	2	2	0	2
West	0	0	—	2	0	0	0	0	0.0	2	4	4	4	0
Totals	4	3	3.74	7	7	1	1	2	67.1	63	29	28	26	39

GAME 1 Saturday, October 19 at Minnesota

Atlanta	0	0	0	0	1	0	1	0	—	2	6	1	
Minnesota	0	0	1	0	3	1	0	0	x	—	5	9	1

WP—Morris. LP—Leibrandt. Save—Aguilera.
Leibrandt, Clancy (5), Wohlers (7), Stanton (8) and Olson.
Morris, Guthrie (8), Aguilera (8) and Harper.
HR—Gagne, Hrbek. T—3:00. A—55,108.

GAME 2 Sunday, October 20 at Minnesota

Atlanta	0	1	0	0	1	0	0	0	—	2	8	1
Minnesota	2	0	0	0	0	0	1	x	—	3	4	1

WP—Tapani. LP—Glavin. Save—Aguilera.
Glavin and Olson.
Tapani, Aguilera (9) and Harper.
HR—Davis, Leius. T—2:37. A—55,145.

GAME 3 Tuesday, October 22 at Atlanta

Minnesota	1	0	0	0	0	1	2	0	0	0	—	4	10	1	
Atlanta	0	1	0	1	2	0	0	0	0	0	1	—	5	8	2

WP—Clancy. LP—Aguilera.
Erickson, West (5), Leach (5), Bedrosian (6), Willis (8), Guthrie (10), Aguilera (12) and Ortiz, Harper (8).
Avery, Pena (8), Stanton (10), Wohlers (12), Mercker (12), Clancy (12) and Olson.
HR—Justice, Smith, Puckett, Davis. T—4:04. A—50,878.

GAME 4 Wednesday, October 23 at Atlanta

Minnesota	0	1	0	0	0	0	1	0	—	2	7	0	
Atlanta	0	0	1	0	0	0	1	0	1	—	3	8	0

WP—Stanton. LP—Guthrie.
Morris, Willis (7), Guthrie (8), Bedrosian (9) and Harper.
Smoltz, Wohlers (8), Stanton (8) and Olson.
HR—Pendleton, Pagliarulo. T—2:57. A—50,878.

GAME 5 Thursday, October 24 at Atlanta

Minnesota	0	0	0	0	3	0	1	1	—	5	7	1	
Atlanta	0	0	0	4	1	0	6	3	x	—	14	17	1

WP—Glavine. LP—Tapani.
Tapani, Leach (5), West (7), Bedrosian (7), Willis (8) and Harper, Ortiz (8).
Glavine, Mercker (6), Clancy (7), St. Claire (9) and Olson, Cabrera (9).
HR—Justice, Smith, Hunter. T—2:59. A—50,878.

GAME 6 Saturday, October 26 at Minnesota


Atlanta	0	0	0	2	0	1	0	0	0	—	3	9	1		
Minnesota	2	0	0	1	0	1	0	0	0	0	1	—	4	9	0

WP—Aguilera. LP—Leibrandt.
Avery, Stanton (7), Pena (9), Leibrandt (11) and Olson.
Erickson, Guthrie (7), Willis (7), Aguilera (10) and Ortiz, Harper (7).
HR—Pendleton, Puckett. T—3:36. A—55,155.

GAME 7 Sunday, October 27 at Minnesota

Atlanta	0	0	0	0	0	0	0	0	0	—	0	7	0	
Minnesota	0	0	0	0	0	0	0	0	0	1	—	1	10	0

WP—Morris. LP—Pena.
Smoltz, Stanton (8), Pena (9) and Olson.
Morris and Harper. T—3:23. A—55,118.



2002 DIVISION SERIES

TWINS VS. OAKLAND ATHLETICS

ATHLETICS:	AVG	G	AB	R	H	2B	3B	HR	RBI	BB	SO	SB		
Byrnes	.000	2	1	0	0	0	0	0	0	0	1	0		
Chavez	.381	5	21	3	8	0	0	1	5	2	1	0		
Durham	.333	5	21	7	7	3	0	2	2	2	4	1		
Dye	.400	5	20	3	8	2	0	1	1	1	5	0		
Ellis	.368	5	19	1	7	2	0	1	4	1	2	0		
Hatteberg	.500	5	14	5	7	2	0	1	3	3	0	0		
Hernandez	.059	5	17	0	1	0	0	0	0	0	4	0		
Justice	.238	5	21	2	5	1	1	0	4	0	4	0		
Long	.167	5	18	1	3	0	0	1	1	1	2	0		
Mabry	.000	2	2	0	0	0	0	0	0	0	1	0		
Myers	.000	2	1	0	0	0	0	0	0	0	1	0		
Platt	.333	3	3	0	1	1	0	0	0	0	1	0		
Saenz	.000	1	0	0	0	0	0	0	0	1	0	0		
Tejada	.143	5	21	3	3	1	0	1	4	1	7	0		
Velarde	.600	4	5	1	3	1	0	0	1	0	1	0		
Totals	.288	5	184	26	53	13	1	8	25	12	34	1		
Pitchers:	W	L	ERA	G	GS	CG	SHO	SV	IP	H	R	ER	BB	SO
Bowie	0	0	0.00	1	0	0	0	0	1.1	0	0	0	0	3
Bradford	0	0	0.00	2	0	0	0	0	3.0	1	0	0	0	1
Hudson	0	1	6.23	2	2	0	0	0	8.2	13	11	6	4	8
Koch	0	0	9.00	3	0	0	0	1	3.0	5	3	3	2	3
Lidle	0	0	9.00	1	0	0	0	0	1.0	2	1	1	0	0
Lilly	0	1	13.50	2	0	0	0	0	4.0	10	6	6	1	3
Mecir	0	0	0.00	1	0	0	0	0	1.0	0	0	0	0	2
Mulder	1	1	2.08	2	2	0	0	0	13.0	14	3	3	3	12
Rincon	0	0	0.00	2	0	0	0	0	3.0	2	0	0	0	2
Zito	1	0	4.50	1	1	0	0	0	6.0	5	3	3	4	8
Totals	2	3	4.09	5	5	0	0	1	44.0	52	27	22	14	42

TWINS:	AVG	G	AB	R	H	2B	3B	HR	RBI	BB	SO	SB		
Cuddyer	.385	5	13	1	5	1	0	0	1	3	3	0		
Guzman	.286	5	21	5	6	2	0	1	2	2	4	2		
Hocking	.500	3	6	0	3	1	0	0	1	0	1	0		
Hunter	.300	5	20	4	6	4	0	0	2	1	4	0		
Jones	.250	5	20	3	5	3	0	0	1	1	8	0		
Kielty	.000	3	4	0	0	0	0	0	0	0	1	0		
Koskie	.143	5	21	3	3	0	1	1	5	2	6	0		
Lecroy	.444	3	9	1	4	0	0	0	1	0	3	0		
Mientkiewicz	.250	5	20	3	5	0	0	2	4	1	1	0		
Mohr	1.000	4	2	1	2	1	0	0	0	1	0	0		
Ortiz	.231	4	13	0	3	2	0	0	2	0	5	0		
Pierzynski	.438	5	16	4	7	0	1	1	4	2	2	0		
Prince	.000	1	2	0	0	0	0	0	0	0	2	0		
Rivas	.250	4	12	2	3	1	0	0	0	1	2	0		
Totals	.291	5	179	27	52	15	2	5	23	14	42	2		
Pitchers:	W	L	ERA	G	GS	CG	SHO	SV	IP	H	R	ER	BB	SO
Fiore	0	0	20.25	1	0	0	0	0	1.1	4	3	3	2	0
Guardado	0	0	13.50	2	0	0	0	1	2.0	5	3	3	1	1
Hawkins	0	0	0.00	3	0	0	0	0	2.1	0	0	0	0	5
Jackson	0	0	0.00	1	0	0	0	0	0.2	1	0	0	0	0
Lohse	0	0	0.00	2	0	0	0	0	4.0	2	0	0	0	5
Mays	0	1	14.73	1	1	0	0	0	3.2	9	6	6	2	1
Milton	1	0	2.57	1	1	0	0	0	7.0	6	2	2	1	3
Radke	2	0	1.54	2	2	0	0	0	11.2	14	6	2	1	7
Reed	0	1	7.20	1	1	0	0	0	5.0	6	4	4	2	8
Romero	0	0	0.00	3	0	0	0	0	3.1	3	0	0	1	2
Santana	0	0	6.00	2	0	0	0	0	3.0	3	2	2	2	2
Totals	3	2	4.50	5	5	0	0	1	44.0	53	26	22	12	34

DID YOU Know?

...that the last time the Twins/Senators won a World Series road game was on October 7, 1925. Starting pitcher Walter Johnson allowed one run on five hits in 9.0 innings pitched to go along with 10 strikeouts in Game One vs. Pittsburgh. Since that game, the Twins/Senators have 14 straight losses (three straight losses in '25, two straight in '33, three straight in '65, three straight in '87 and three more in '91).

2002 DIVISION SERIES (CONT.)

GAME 1 Tuesday, October 1 at Oakland

Minnesota	0	1	2	0	0	3	1	0	0	—	7	13	3
Oakland	3	2	0	0	0	0	0	0	0	—	5	12	0

WP—Radke. LP—Lilly. Save—Guardado.
 Radke, Santana (6), Romero (7), Guardado (9) and Pierzynski.
 Hudson, Lilly (6), Lidle (7), Rincon(8), Mecer (9) and Hernandez.
 HR—Koskie, Mientkiewicz. T—3:44. A—34,853.

GAME 2 Wednesday, October 2 at Oakland

Minnesota	0	0	0	0	1	1	0	0	0	—	1	7	0
Oakland	3	0	0	5	1	0	0	0	x	—	9	14	0

WP—Mulder. LP—Mays.
 Mays, Fiore (4), Lohse (6), Hawkins (9) and Pierzynski, Prince (6).
 Mulder, Bradford (7), Koch (9) and Hernandez.
 HR—Chavez, Guzman. T—3:04. A—31,953.

GAME 3 Friday, October 4 at Minnesota

Oakland	2	0	0	1	0	1	2	0	0	—	6	9	1
Minnesota	0	0	0	1	2	0	0	0	0	—	3	8	0

WP—Zito. LP—Reed. Save—Koch.
 Zito, Rincon (7), Koch (9) and Hernandez.
 Reed, Santana (6), Jackson (7), Romero (8), Hawkins (9) and Pierzynski.
 HR—Durham, Hatteberg, Long, Dye. T—3:26. A—55,932.

GAME 4 Saturday, October 5 at Minnesota

Oakland	0	0	2	0	0	0	0	0	0	—	2	7	2
Minnesota	0	0	2	7	0	0	2	0	x	—	11	12	2

WP—Milton. LP—Hudson.
 Hudson, Lilly (4), Bowie (7) and Hernandez, Myers (8).
 Milton, Lohse (8) and Pierzynski.
 HR—Tejada, Mientkiewicz. T—3:20. A—55,960.

GAME 5 Sunday, October 6 at Oakland

Minnesota	0	1	1	0	0	0	0	0	3	—	5	12	0
Oakland	0	0	1	0	0	0	0	0	3	—	4	11	0

WP—Radke. LP—Mulder.
 Radke, Romero (5), Hawkins (8), Guardado (9) and Pierzynski.
 Mulder, Bradford (6), Koch (6) and Hernandez, Myers (9).
 HR—Durham, Ellis, Pierzynski. T—3:23. A—32,146.

2002 ALCS

TWINS VS. ANAHEIM ANGELS

ANGELS:	AVG	G	AB	R	H	2B	3B	HR	RBI	BB	SO	SB		
Anderson	.250	5	20	3	5	1	0	1	3	1	0	0		
Eckstein	.286	5	21	1	6	0	0	0	2	0	2	0		
Erstad	.364	5	22	4	8	0	0	1	2	0	3	1		
Figgins	1.000	3	1	2	1	0	0	0	0	0	0	0		
Fullmer	.333	4	12	2	4	2	0	1	4	0	2	0		
Gil	.000	1	2	0	0	0	0	0	0	0	1	0		
Glaus	.316	5	19	4	6	0	1	1	2	2	5	0		
Kennedy	.357	4	14	5	5	0	0	3	5	0	2	1		
Molina	.214	5	14	0	3	0	1	0	2	1	2	0		
Molina	.000	3	1	0	0	0	0	0	0	0	0	0		
Ochoa	.000	4	4	2	0	0	0	0	0	0	3	0		
Palmeiro	.000	2	2	0	0	0	0	0	0	0	1	0		
Salmon	.214	5	14	0	3	0	0	0	0	3	1	0		
Spezio	.353	5	17	5	6	2	0	1	5	2	1	1		
Wooten	.250	3	8	1	2	0	0	0	1	0	3	0		
Totals	.287	5	171	29	49	5	2	8	26	9	26	3		
Pitchers:	W	L	ERA	G	GS	CG	SHO	SV	IP	H	R	ER	BB	SO
Appier	0	1	3.48	2	2	0	0	0	10.1	10	4	4	4	3
Donnelly	0	0	8.10	3	0	0	0	0	3.1	3	3	3	0	5
Lackey	1	0	0.00	1	1	0	0	0	7.0	3	0	0	0	7
Ortiz	1	0	5.06	1	1	0	0	0	5.1	10	3	3	1	3
Percival	0	0	0.00	3	0	0	0	2	3.1	0	0	0	0	3
Rodriguez	2	0	0.00	4	0	0	0	0	4.1	2	0	0	2	7
Schoeneweis	0	0	0.00	1	0	0	0	0	0.2	0	0	0	0	0
Washburn	0	0	1.29	1	1	0	0	0	7.0	6	1	1	1	7
Weber	0	0	3.38	3	0	0	0	0	2.2	3	1	1	0	3
Totals	4	1	2.45	5	5	0	0	2	44.0	37	12	12	7	38

ROBERTO CLEMENTE AWARD

Since 1971, Major League Baseball has annually presented an award that recognizes a player who best exemplifies the game of baseball through sportsmanship, community involvement and positive contributions to his team.

In 1973, following the tragic death of Roberto Clemente, the award was named to honor the man whose spirit and goodwill will always be remembered. The 12-time All-Star and Hall of Famer was killed in a plane crash in 1972 delivering food and medical supplies to earthquake victims in Nicaragua. The award recognizes those individuals who truly understand the value of helping others.

A panel of baseball dignitaries, including Vera Clemente and Commissioner Allan H. (Bud) Selig, annually selects the winner from a list of 30 candidates, one from each Major League Baseball Club. These local winners are announced in September during Roberto Clemente Day. The winner of the national Roberto Clemente Award is announced during a pre-game ceremony at the World Series. Past winners include Jamie Moyer, Jim Thome, Rod Carew, Dave Winfield, Kirby Puckett, Curt Schilling, Al Leiter, Tony Gwynn, Willie Mays, Ozzie Smith, and Cal Ripken, Jr.

The 2011 Minnesota Twins Roberto Clemente Award nominee was Michael Cuddyer (third career nomination).

2002 ALCS (CONT.)

TWINS:		AVG	G	AB	R	H	2B	3B	HR	RBI	BB	SO	SB		
Cuddyer		.200	3	5	0	1	0	0	0	0	1	1	0		
Guzman		.167	5	18	1	3	1	0	0	0	0	3	0		
Hunter		.167	5	18	2	3	2	0	0	0	1	3	0		
Jones		.100	5	20	0	2	1	0	0	2	0	4	0		
Kieftly		.000	4	3	0	0	0	0	0	1	1	2	0		
Koskie		.278	5	18	3	5	2	0	0	2	2	8	0		
Lamb		.000	2	0	0	0	0	0	0	0	0	0	0		
Lecroy		.333	1	3	0	1	0	0	0	0	0	1	0		
Mientkiewicz		.278	5	18	1	5	1	0	0	2	1	2	0		
Mohr		.417	5	12	3	5	1	0	0	0	0	4	1		
Ortiz		.313	5	16	0	5	1	0	0	2	0	5	0		
Pierzynski		.250	5	16	1	4	0	0	0	2	0	2	0		
Prince		.000	1	1	0	0	0	0	0	0	0	0	0		
Rivas		.250	5	12	1	3	0	0	0	0	1	3	0		
Totals		.231	5	160	12	37	9	0	0	11	7	38	1		
Pitchers:		W	L	ERA	G	GS	CG	SHO	SV	IP	H	R	ER	BB	SO
Guardado		0	0	0.00	1	0	0	0	1	1.0	0	0	0	1	2
Hawkins		0	0	20.25	4	0	0	0	0	1.1	4	3	3	1	1
Jackson		0	0	27.00	3	0	0	0	0	1.0	5	3	3	2	2
Lohse		0	0	0.00	1	0	0	0	0	1.0	0	0	0	0	1
Mays		1	0	2.03	2	2	0	0	0	13.1	12	4	3	0	3
Milton		0	0	1.50	1	1	0	0	0	6.0	5	1	1	2	4
Radke		0	1	2.70	1	1	0	0	0	6.2	5	2	2	1	4
Reed		0	1	10.13	1	1	0	0	0	5.1	8	6	6	0	0
Romero		0	1	22.50	4	0	0	0	0	2.0	4	5	5	2	3
Santana		0	1	10.80	4	0	0	0	0	3.1	4	4	4	0	4
Wells		0	0	9.00	2	0	0	0	0	1.0	2	1	1	0	2
Totals		1	4	6.00	5	5	0	0	1	42.0	49	29	28	9	26

GAME 1 Tuesday, October 8 at Minnesota

Anaheim	0	0	1	0	0	0	0	0	—	1	4	0
Minnesota	0	1	0	0	1	0	0	x	—	2	5	1

WP —Mays. LP —Appier. Save —Guardado.

Appier, Donnelly (6), Schoenweis (7), Weber (8) and B. Molina, J. Molina (8).

Mays, Guardado (9) and Pierzynski.

T—2:58. A—55,562.

GAME 2 Wednesday, October 9 at Minnesota

Anaheim	1	3	0	0	0	2	0	0	0	—	6	10	0
Minnesota	0	0	0	0	3	0	0	0	0	—	3	11	1

WP —Ortiz. LP —Reed. Save —Percival.

Ortiz, Donnelly (6), Rodriguez (7), Percival (8) and B. Molina.

Reed, Santana (6), Romero (7), Hawkins (7), Jackson (9) and Pierzynski.

HR —Erstad, Fullmer. T—3:13. A—55,990.

GAME 3 Friday, October 11 at Anaheim

Minnesota	0	0	0	0	0	1	0	0	—	1	6	0
Anaheim	0	1	0	0	0	0	1	x	—	2	7	0

WP —Rodriguez. LP —Romero. Save —Percival.

Milton, Hawkins (7), Santana (7), Jackson (7), Romero (7) and Pierzynski.

Washburn, Rodriguez (8), Percival (9) and B. Molina, J. Molina (8).

HR —Anderson, Glaus. T—3:13. A—44,234.

GAME 4 Saturday, October 12 at Anaheim

Minnesota	0	0	0	0	0	0	0	1	—	1	6	2		
Anaheim	0	0	0	0	0	0	0	2	5	x	—	7	10	0

WP —Lackey. LP —Radke.

Radke, Santana (7), Hawkins (8), Romero (8), Jackson (8), Wells (8) and Pierzynski.

Lackey, Rodriguez (8), Weber (9) and B. Molina.

T—2:49. A—44,830.

GAME 5 Sunday, October 13 at Anaheim

Minnesota	1	1	0	0	0	3	0	0	—	5	9	0	
Anaheim	0	0	1	0	2	0	10	0	x	—	13	18	0

WP —Rodriguez. LP —Santana.

Mays, Santana (6), Hawkins (7), Romero (7), Wells (7), Lohse (8) and Pierzynski, Prince (8).

Appier, Donnelly (6), Rodriguez (7), Weber (8), Percival (9) and B. Molina, J. Molina (8).

HR —Kennedy (3), Spiezo. T—3:30. A—44,835.



2003 DIVISION SERIES

TWINS VS. NEW YORK YANKEES

YANKEES:	AVG	G	AB	R	H	2B	3B	HR	RBI	BB	SO	SB
Boone	.200	4	15	1	3	1	0	0	0	0	3	1
Dellucci	.000	1	0	0	0	0	0	0	0	0	0	0
Giambi	.250	4	16	1	4	2	0	0	2	2	5	0
Jeter	.429	4	14	2	6	0	0	1	1	4	2	1
Johnson	.077	4	13	2	1	1	0	0	2	3	2	0
Matsui	.267	4	15	2	4	1	0	1	3	2	3	0
Posada	.176	4	17	1	3	1	0	0	0	0	6	0
Rivera	.333	4	12	2	4	0	0	0	0	1	0	0
Sierra	.000	1	2	0	0	0	0	0	0	0	0	0
Soriano	.368	4	19	2	7	1	0	0	4	0	6	2
Williams	.400	4	15	3	6	2	0	0	3	2	2	0
Totals	.275	4	138	16	38	9	0	2	15	14	29	4

Pitchers:	W	L	ERA	G	GS	CG	SHO	SV	IP	H	R	ER	BB	SO
Clemens	1	0	1.29	1	1	0	0	0	7.0	5	1	1	1	6
Heredia	0	0	0.00	1	0	0	0	0	2.0	1	0	0	1	1
Mussina	0	1	3.86	1	1	0	0	0	7.0	7	3	3	3	6
Nelson	0	0	0.00	1	0	0	0	0	0.0	0	0	0	1	0
Pettitte	1	0	1.29	1	1	0	0	0	7.0	4	1	1	3	10
Rivera	0	0	0.00	2	0	0	0	2	4.0	0	0	0	0	4
Wells	1	0	1.17	1	1	0	0	0	7.2	8	1	1	1	5
White	0	0	0.00	1	0	0	0	0	1.1	1	0	0	0	1
Totals	3	1	1.50	4	4	0	0	2	36.0	26	6	6	9	33

TWINS:	AVG	G	AB	R	H	2B	3B	HR	RBI	BB	SO	SB
Cuddyer	.250	1	4	0	1	0	0	0	1	0	3	0
Ford	.000	1	1	0	0	0	0	0	0	0	1	0
Gomez	.000	1	0	0	0	0	0	0	0	0	0	0
Guzman	.154	4	13	1	2	0	0	0	0	1	2	0
Hocking	.000	1	0	0	0	0	0	0	0	0	0	0
Hunter	.429	4	14	3	6	0	1	1	2	2	2	0
Jones	.125	4	16	0	2	0	0	0	0	0	5	0
Koskie	.200	4	15	0	3	1	0	0	0	0	5	0
Lecroy	.091	3	11	1	1	0	0	0	0	1	4	0
Mientkiewicz	.133	4	15	0	2	0	0	0	0	1	2	0
Pierzynski	.231	4	13	1	3	0	0	1	1	2	0	0
Rivas	.000	4	13	0	0	0	0	0	1	0	4	0
Ryan	.000	1	1	0	0	0	0	0	0	0	1	0
Stewart	.400	4	15	0	6	2	0	0	0	2	4	1
Totals	.198	4	131	6	26	3	1	2	5	9	33	1

Pitchers:	W	L	ERA	G	GS	CG	SHO	SV	IP	H	R	ER	BB	SO
Guardado	0	0	9.00	2	0	0	0	1	2.0	5	2	2	0	2
Hawkins	1	0	6.00	3	0	0	0	0	3.0	5	3	2	0	5
Lohse	0	1	5.40	1	1	0	0	0	5.0	6	3	3	2	5
Milton	0	0	0.00	1	0	0	0	0	3.1	2	0	0	0	2
Radke	0	1	2.84	1	1	0	0	0	6.1	5	2	2	2	4
Reed	0	0	0.00	1	0	0	0	0	0.2	1	0	0	0	0
Rincon	0	0	0.00	3	0	0	0	0	2.1	1	0	0	4	1
Rogers	0	0	0.00	1	0	0	0	0	1.1	1	0	0	1	3
Romero	0	0	0.00	3	0	0	0	0	3.1	3	0	0	2	1
Santana	0	1	7.04	2	2	0	0	0	7.2	9	6	6	3	6
Totals	1	3	3.86	4	4	0	0	1	35.0	38	16	15	14	29

GAME 1 Tuesday, September 30 at New York

Minnesota	0	0	1	0	0	2	0	0	0	0	—	3	8	0
New York	0	0	0	0	0	0	0	0	1	—	1	9	1	

WP—Hawkins. LP—Mussina. Save—Guardado.
 Santana, Reed (5), Romero (5), Hawkins (7), Guardado (9) and Pierzynski.
 Mussina, Nelson (8), Heredia (8) and Posada.
 T—3:18. A—56,292.

GAME 3 Saturday, October 4 at Minnesota

New York	0	2	1	0	0	0	0	0	0	0	—	3	8	1
Minnesota	0	0	1	0	0	0	0	0	0	0	—	1	5	0

WP—Clemens. LP—Lohse. Save—Rivera.
 Clemens, Rivera (8) and Posada.
 Lohse, Rogers (6), Romero (7), Rincon (8) and Pierzynski.
 HR—Matsui, Pierzynski. T—3:02. A—55,915.

GAME 2 Thursday, October 2 at New York

Minnesota	0	0	0	0	1	0	0	0	0	—	1	4	1	
New York	1	0	0	0	0	0	3	0	x	—	4	8	1	

WP—Pettitte. LP—Radke. Save—Rivera.
 Radke, Hawkins (7), Romero (7), Rincon (8) and Pierzynski.
 Pettitte, Rivera (8) and Posada.
 HR—Hunter. T—3:07. A—56,479.

GAME 4 Sunday, October 5 at Minnesota

New York	0	0	0	6	0	0	0	1	1	—	8	13	0	
Minnesota	0	0	0	1	0	0	0	0	0	—	1	9	1	

WP—Wells. LP—Santana.
 Wells, White (8) and Posada.
 Santana, Rincon (4), Milton (4), Hawkins (8), Guardado (9) and Pierzynski.
 HR—Jeter. T—2:49. A—55,875.

2004 DIVISION SERIES

TWINS VS. NEW YORK YANKEES

YANKEES:	AVG	G	AB	R	H	2B	3B	HR	RBI	BB	SO	SB
Cairo	.214	4	14	3	3	1	0	0	1	2	5	0
Clark	.000	1	1	0	0	0	0	0	0	0	1	0
Crosby	.000	2	0	0	0	0	0	0	0	0	0	0
Jeter	.316	4	19	3	6	1	0	1	4	1	4	1
Lofton	.250	1	4	0	1	0	0	0	1	0	1	0
Matsui	.412	4	17	3	7	1	0	1	3	3	4	0
Olerud	.214	4	14	2	3	2	0	0	0	1	2	0
Posada	.222	4	18	2	4	0	0	0	0	0	6	0
Rodriguez	.421	4	19	3	8	3	0	1	3	2	1	2
Sheffield	.222	4	18	2	4	1	0	1	2	3	1	0
Sierra	.167	3	12	1	2	0	0	1	3	2	3	1
Williams	.278	4	18	2	5	1	0	1	3	1	2	0
Totals	.279	4	154	21	43	10	0	6	20	15	30	4

Pitchers:	W	L	ERA	G	GS	CG	SHO	SV	IP	H	R	ER	BB	SO
Brown	1	0	1.50	1	1	0	0	0	6.0	8	1	1	0	1
Gordon	0	0	4.91	3	0	0	0	0	3.2	2	2	2	0	3
Heredia	0	0	54.00	1	0	0	0	0	0.1	0	2	2	0	0
Lieber	0	0	4.05	1	1	0	0	0	6.2	7	3	3	1	4
Loaiza	0	0	0.00	1	0	0	0	0	2.0	4	0	0	0	0
Mussina	0	1	2.57	1	1	0	0	0	7.0	7	2	2	1	7
Quantrill	1	0	0.00	2	0	0	0	0	2.0	2	0	0	0	1
Rivera	1	0	0.00	4	0	0	0	0	5.2	2	0	0	0	2
Sturtz	0	0	6.75	2	0	0	0	0	2.2	4	2	2	3	4
Vazquez	0	0	9.00	1	1	0	0	0	5.0	7	5	5	2	6
Totals	3	1	3.73	4	4	0	0	0	41.0	43	17	17	7	28

TWINS:	AVG	G	AB	R	H	2B	3B	HR	RBI	BB	SO	SB
Blanco	.250	4	8	1	2	0	0	1	2	0	2	0
Borders	.000	2	2	0	0	0	0	0	0	0	1	0
Cuddyer	.467	4	15	1	7	0	0	0	2	0	3	0
Ford	.273	3	11	1	3	1	0	0	2	0	2	1
Guzman	.333	4	15	2	5	0	0	0	0	2	3	1
Hunter	.353	4	17	5	6	1	0	1	2	1	1	2
Jones	.300	4	20	3	6	1	0	2	2	0	6	0
Koskie	.308	4	13	2	4	1	0	0	2	3	2	0
Kubel	.143	2	7	0	1	1	0	0	0	0	2	0
LeCroy	.333	3	3	0	1	0	0	0	0	1	1	0
Morneau	.235	4	17	1	4	2	0	0	2	0	3	0
Offerman	.000	3	3	0	0	0	0	0	1	0	0	0
Rivas	.000	3	1	0	0	0	0	0	0	0	0	0
Stewart	.200	4	20	1	4	0	0	0	2	0	2	0
Totals	.283	4	152	17	43	7	0	4	17	7	28	4

Pitchers:	W	L	ERA	G	GS	CG	SHO	SV	IP	H	R	ER	BB	SO
Balfour	0	0	0.00	2	0	0	0	0	2.2	0	0	0	0	2
Crain	0	0	0.00	1	0	0	0	0	0.1	1	0	0	0	0
Lohse	0	1	4.50	1	0	0	0	0	2.0	1	1	1	0	3
Mulholland	0	0	3.00	1	0	0	0	0	3.0	3	1	1	0	0
Nathan	0	1	3.60	3	0	0	0	1	5.0	2	2	2	5	6
Radke	0	0	7.11	1	1	0	0	0	6.1	8	5	5	3	0
Rincon	0	0	10.80	3	0	0	0	0	3.1	4	4	4	2	5
Romero	0	0	9.00	2	0	0	0	0	1.0	0	1	1	1	1
Santana	1	0	0.75	2	2	0	0	0	12.0	14	1	1	4	12
Silva	0	1	10.80	1	1	0	0	0	5.0	10	6	6	0	1
Totals	1	3	4.65	4	4	0	1	1	40.2	43	21	21	15	30

GAME 1 Tuesday, October 5 at New York

Minnesota	0	0	1	0	0	1	0	0	0	0	—	2	7	0
New York	0	0	0	0	0	0	0	0	0	0	—	0	9	0
WP—Santana. LP—Mussina. Save—Nathan.														
Santana, Rincon (8), Nathan (9) and Blanco.														
Mussina, Gordon (8), Rivera (9) and Posada.														
HR—Jones. T—2.53. A—55,749.														

GAME 2 Wednesday, October 6 at New York

Minnesota	1	2	0	0	0	0	2	0	0	0	1	—	6	12	0
New York	1	0	2	0	1	0	1	0	0	0	2	—	7	9	0
WP—Quantrill. LP—Nathan.															
Radke, Balfour (7), Rincon (8), Nathan (10), Romero (12) and Blanco, Borders (7).															
Lieber, Gordon (7), Rivera (8), Sturtz (10), Quantrill (12) and Posada.															
HR—Jeter, Sheffield, Rodriguez, Hunter. T—4:19. A—56,354.															

GAME 3 Friday, October 8 at Minnesota

New York	0	3	0	0	0	4	1	0	0	—	8	14	1	
Minnesota	1	0	0	0	0	0	0	0	3	—	4	12	1	
WP—Brown. LP—Silva.														
Brown, Quantrill (7), Heredia (8), Sturtz (9), Rivera (9) and Posada.														
Silva, Romero (6), Crain (6), Mulholland (7) and Blanco, LeCroy (8).														
HR—Jones, Williams, Matsui. T—3:02. A—54,803.														

GAME 4 Saturday, October 9 at Minnesota

New York	0	0	1	0	0	0	0	4	0	0	1	—	6	11	0
Minnesota	1	0	0	1	3	0	0	0	0	0	0	—	5	12	1
WP—Rivera. LP—Lohse.															
Vazquez, Loaiza (6), Gordon (8), Rivera (10) and Posada.															
Santana, Balfour (4), Rincon (4), Nathan (8), Lohse (9) and Blanco, Borders (9).															
HR—Blanco, Sierra. T—4:16. A—52,498.															

2006 DIVISION SERIES

TWINS VS. OAKLAND ATHLETICS

ATHLETICS:	AVG	G	AB	R	H	2B	3B	HR	RBI	BB	SO	SB
Bocachica	.000	0	0	0	0	0	0	0	0	0	0	0
Bradley	.077	3	13	1	1	0	0	1	2	0	1	0
Chavez	.200	3	10	2	2	1	0	1	1	2	4	0
Ellis	.286	2	7	0	2	0	0	0	0	0	2	0
Jimenez	.000	2	4	0	0	0	0	0	0	0	1	0
Johnson	.000	0	0	0	0	0	0	0	0	0	0	0
Kendall	.214	3	14	1	3	1	0	0	1	0	4	0
Kielty	.000	0	0	0	0	0	0	0	0	0	0	0
Kotsay	.143	3	14	2	2	0	0	1	2	0	2	0
Melhuse	.000	0	0	0	0	0	0	0	0	0	0	0
Payton	.333	3	12	3	4	0	0	0	0	0	1	0
Scutaro	.333	3	12	1	4	4	0	0	6	0	1	0
Swisher	.300	3	10	3	3	2	0	0	1	2	2	0
Thomas	.500	3	10	3	5	1	0	2	2	2	1	0
Totals	.245	3	106	16	26	9	0	5	15	6	19	0

Pitchers:	W	L	ERA	G	GS	CG	SHO	SV	IP	H	R	ER	BB	SO
Blanton	0	0	0.00	0	0	0	0	0	0	0	0	0	0	0
Calero	1	0	0.00	1	0	0	0	0	1.0	0	0	0	0	1
Duchscherer	0	0	2.25	2	0	0	0	0	4.0	1	1	1	1	4
Gaudin	0	0	0.00	0	0	0	0	0	0.0	0	0	0	0	0
Harden	0	0	0.00	0	0	0	0	0	0.0	0	0	0	0	0
Haren	1	0	3.00	1	1	0	0	0	6.0	9	2	2	1	2
Kennedy	0	0	0.00	0	0	0	0	0	0.0	0	0	0	0	0
Loaiza	0	0	3.60	1	1	0	0	0	5.0	8	2	2	0	2
Saarloos	0	0	0.00	0	0	0	0	0	0.0	0	0	0	0	0
Street	0	0	3.00	3	0	0	0	2	3.0	4	1	1	1	1
Zito	1	0	1.13	1	1	0	0	0	8.0	4	1	1	3	1
Totals	3	0	2.33	3	3	0	0	2	27.0	26	7	7	6	11

TWINS:	AVG	G	AB	R	H	2B	3B	HR	RBI	BB	SO	SB
Bartlett	.273	3	11	0	3	1	0	0	0	0	2	0
Castillo	.273	3	11	0	3	0	0	0	0	3	3	0
Cuddyer	.250	3	12	2	3	0	1	1	1	0	2	0
Ford	.000	1	0	0	0	0	0	0	0	0	0	0
Hunter	.273	3	11	1	3	1	0	1	2	0	1	0
Kubel	.000	0	0	0	0	0	0	0	0	0	0	0
Mauer	.182	3	11	0	2	0	0	0	0	1	0	0
Morneau	.417	3	12	3	5	1	0	2	2	0	0	0
Nevin	.000	1	3	0	0	0	0	0	0	0	0	0
Punto	.167	3	12	0	2	0	0	0	0	0	1	0
Redmond	.000	0	0	0	0	0	0	0	0	0	0	0
Rodriguez	.000	0	0	0	0	0	0	0	0	0	0	0
Tyner	.000	2	6	0	0	0	0	0	0	2	2	1
White	.417	3	12	1	5	1	0	1	2	0	0	0
Totals	.257	3	101	7	26	4	1	5	7	6	11	1

Pitchers:	W	L	ERA	G	GS	CG	SHO	SV	IP	H	R	ER	BB	SO
Bonser	0	0	3.00	1	1	0	0	0	6.0	7	2	2	1	3
Crain	0	0	9.00	2	0	0	0	0	1.0	3	3	1	1	1
Guerrier	0	0	0.00	1	0	0	0	0	1.0	0	0	0	0	0
Nathan	0	0	0.00	1	0	0	0	0	0.2	1	0	0	0	1
Neshek	0	1	9.00	2	0	0	0	0	1.0	1	1	1	0	1
Perkins	0	0	0.00	1	0	0	0	0	0.1	2	0	0	0	0
Radke	0	1	6.75	1	1	0	0	0	4.0	5	4	3	1	2
Reyes	0	0	9.00	2	0	0	0	0	1.0	1	3	1	2	0
Rincon	0	0	3.00	2	0	0	0	0	3.0	1	1	1	0	3
Santana	0	1	2.25	1	1	0	0	0	8.0	5	2	2	1	8
Silva	0	0	0.00	0	0	0	0	0	0.0	0	0	0	0	0
Totals	0	3	3.81	3	3	0	0	0	26.0	26	1	6	1	19

GAME 1 Tuesday, October 3 at Minnesota

Oakland	0	2	0	0	0	0	0	1	—	3	7	0
Minnesota	0	0	0	0	0	1	0	1	—	2	5	2
WP	—Zito. LP—Santana. Save—Street.											
Zito, Street (9) and Kendall.												
Santana, Crain (9), Neshek (9) and Mauer.												
HR—Thomas (2), White. T—2:19. A—55,542.												

GAME 3 Friday, October 6 at Oakland

Minnesota	0	0	1	0	1	0	1	0	—	3	12	3	
Oakland	0	2	2	0	0	0	4	0	x	—	8	8	1
WP	—Haren. LP—Radke.												
Radke, Perkins (5), Rincon (5), Reyes (7), Crain (7), Guerrier and Mauer.													
Haren, Duchscherer (7), Street (9) and Kendall.													
HR—Hunter, Morneau, Chavez, Bradley. T—2:55. A—35,694.													

GAME 2 Wednesday, October 4 at Minnesota

Oakland	0	0	0	0	2	0	2	0	1	—	5	11	0
Minnesota	0	0	0	0	2	0	0	0	—	2	9	0	
WP	—Calero. LP—Neshek. Save—Street.												
Loaiza, Calero (6), Duchscherer (7), Street (9) and Kendall.													
Bonser, Neshek (7), Reyes (7), Rincon (8), Nathan (9) and Mauer.													
HR—Kotsay, Morneau, Cuddyer. T—3:02. A—55,710.													

2009 DIVISION SERIES

TWINS VS. NEW YORK YANKEES

YANKEES:	AVG	G	AB	R	H	2B	3B	HR	RBI	BB	SO	SB
Cabrera	.167	3	12	1	2	0	0	0	0	0	5	0
Cano	.167	3	12	1	2	0	0	0	1	0	1	0
Cervelli	.000	1	0	0	0	0	0	0	0	0	0	0
Damon	.083	3	12	0	1	0	0	0	0	1	4	0
Gardner	.000	1	0	0	0	0	0	0	0	0	0	1
Hairston	.000	1	0	0	0	0	0	0	0	0	0	0
Jeter	.400	3	10	4	4	2	0	1	2	3	0	0
Matsui	.222	3	9	1	2	0	0	1	2	3	3	0
Molina	.000	1	1	0	0	0	0	0	0	0	0	0
Posada	.365	3	11	1	4	0	0	1	2	0	2	0
Rodriguez	.455	3	11	4	5	0	0	2	6	1	2	0
Swisher	.083	3	12	0	1	1	0	0	1	0	4	0
Teixeira	.167	3	12	3	2	0	0	1	1	1	1	0
Totals	.225	3	102	15	23	3	0	6	15	9	22	1

Pitchers:	W	L	ERA	G	GS	CG	SHO	SV	IP	H	R	ER	BB	SO
Aceves	0	0	0.00	1	0	0	0	0	1.0	1	0	0	1	1
Burnett	0	0	1.50	1	1	0	0	0	6.0	3	1	1	5	6
Chamberlain	0	0	0.00	3	0	0	0	0	1.2	2	0	0	0	1
Coke	0	0	0.00	2	0	0	0	0	0.2	0	0	0	0	1
Hughes	0	0	9.00	3	0	0	0	0	2.0	5	2	2	1	3
Marte	0	0	0.00	1	0	0	0	0	0.0	2	0	0	0	0
Pettitte	1	0	1.42	1	1	0	0	0	6.1	3	1	1	1	7
Rivera	0	0	0.00	3	0	0	0	1	3.2	4	0	0	1	7
Robertson	1	0	0.00	1	0	0	0	0	1.0	1	0	0	0	0
Sabathia	1	0	1.35	1	1	0	0	0	6.2	8	2	1	0	8
Totals	3	0	1.55	3	3	0	0	0	29.0	29	6	5	9	34

TWINS:	AVG	G	AB	R	H	2B	3B	HR	RBI	BB	SO	SB
Cabrera	.154	3	13	1	2	0	0	0	0	2	3	1
Cuddyer	.429	3	14	0	6	0	0	0	1	0	2	0
Gomez	.000	1	4	1	0	0	0	0	0	1	2	0
Harris	.250	3	12	1	3	0	1	0	1	0	3	0
Kubel	.071	3	14	0	1	0	0	0	0	0	9	0
Mauer	.417	3	12	1	5	1	0	0	1	2	4	0
Morales	.000	1	3	0	0	0	0	0	0	0	2	0
Punto	.444	3	9	0	4	1	0	0	1	3	1	0
Span	.400	3	15	1	6	1	0	0	1	0	2	1
Tolbert	.200	2	5	0	1	0	0	0	0	0	1	0
Young	.083	3	12	1	1	1	0	0	0	1	5	1
Totals	.257	3	113	6	29	4	1	0	5	9	34	3

Pitchers:	W	L	ERA	G	GS	CG	SHO	SV	IP	H	R	ER	BB	SO
Blackburn	0	0	1.59	1	1	0	0	0	5.2	3	1	1	2	3
Duensing	0	1	9.64	1	1	0	0	0	4.2	7	5	5	1	3
Guerrier	0	0	0.00	2	2	0	0	0	2.0	0	0	0	0	2
Liriano	0	0	4.50	1	0	0	0	0	2.0	1	2	1	1	1
Mahay	0	0	5.40	3	0	0	0	0	1.2	0	1	1	1	2
Mijares	0	1	13.50	2	0	0	0	0	0.2	1	1	1	1	0
Nathan	0	0	9.00	2	0	0	0	0	2.0	5	2	2	1	2
Pavano	0	1	2.57	1	1	0	0	0	7.0	5	2	2	0	9
Rauch	0	0	6.75	3	0	0	0	0	1.1	1	1	1	2	0
Totals	0	3	4.67	3	3	0	0	0	27.0	23	15	14	9	22

GAME 1 Wednesday, October 7 at New York

Minnesota 0 0 2 0 0 0 0 0 0 — 2 9 1

New York 0 0 2 1 3 0 1 0 x — 7 9 0

WP—Sabathia. LP—Duensing.

Sabathia, Hughes (7), Coke (8), Chamberlain (8), Rivera (9) and Posada.

Duensing, Liriano (5), Rauch (7), Mahay (8) and Mauer.

HR—Jeter, Matsui. T—3:38. A—49,464.

GAME 2 Friday, October 9 at New York

Minnesota 0 0 0 0 0 1 0 2 0 0 0 — 3 12 1

New York 0 0 0 0 0 1 0 0 2 0 1 — 4 7 0

WP—Robertson. LP—Mijares.

Burnett, Chamberlain (7), Coke (7), Hughes (8), Rivera (9), Aceves (10), Marte

(11), Robertson (11) and Molina, Posada (7).

Blackburn, Mahay (6), Rauch (7), Guerrier (8), Nathan (9), Mijares (10) and Mauer.

HR—Rodriguez, Teixeira. T—4:22. A—50,006.

GAME 3 Sunday, October 11 at Minnesota

New York 0 0 0 0 0 0 0 2 0 2 — 4 7 0

Minnesota 0 0 0 0 0 1 0 0 0 — 1 7 0

WP—Pettitte. LP—Pavano. Save—Rivera.

Pettitte, Chamberlain (7), Hughes (8), Rivera (8) and Posada.

Pavano, Guerrier (8), Mahay (9), Rauch (9), Mijares (9), Nathan (9) and Mauer.

HR—Rodriguez, Posada. T—3:45. A—54,735.

2010 DIVISION SERIES

TWINS VS. NEW YORK YANKEES

YANKEES:	AVG	G	AB	R	H	2B	3B	HR	RBI	BB	SO	SB
Berkman	.500	1	4	2	2	1	0	1	2	0	1	0
Cano	.333	3	12	3	4	0	1	0	1	0	0	0
Gardner	.200	3	10	1	2	0	0	0	1	1	3	1
Golson	.000	2	0	0	0	0	0	0	0	0	0	0
Granderson	.455	3	11	2	5	1	1	0	3	1	1	1
Jeter	.286	3	14	0	4	0	0	0	1	0	3	1
Posada	.273	3	11	2	3	0	0	0	2	1	4	0
Rodriguez	.273	3	11	1	3	0	0	0	1	1	2	1
Swisher	.333	3	12	3	4	2	0	1	1	1	1	0
Teixeira	.308	3	13	2	4	1	0	1	3	1	2	0
Thames	.286	2	7	1	2	0	0	1	2	1	1	0
Totals	.314	3	105	17	33	5	2	4	17	7	18	4

Pitchers:	W	L	ERA	G	GS	CG	SHO	SV	IP	H	R	ER	BB	SO
Hughes	1	0	0.00	1	1	0	0	0	7.0	4	0	0	1	6
Logan	0	0	0.00	2	0	0	0	0	1.0	1	0	0	0	0
Pettitte	1	0	2.57	1	1	0	0	0	7.0	5	2	2	1	4
Rivera	0	0	0.00	3	0	0	0	2	3.1	2	0	0	0	1
Robertson	0	0	0.00	2	0	0	0	0	0.2	0	0	0	1	1
Sabathia	1	0	4.50	1	1	0	0	0	6.0	5	4	3	3	5
Wood	0	0	4.50	3	0	0	0	0	2.0	4	1	1	2	3
Totals	3	0	2.00	3	3	0	0	2	27.0	21	7	8	20	0

TWINS:	AVG	G	AB	R	H	2B	3B	HR	RBI	BB	SO	SB
Cuddyer	.182	3	11	1	2	1	0	1	2	0	4	0
Hardy	.100	3	10	0	1	1	0	0	0	0	2	0
Hudson	.333	3	12	2	4	0	0	1	2	0	2	0
Kubel	.000	3	8	0	0	0	0	0	0	3	2	0
Mauer	.250	3	12	0	3	0	0	0	0	1	3	0
Repko	.000	1	0	0	0	0	0	0	0	0	0	0
Span	.308	3	13	0	4	0	0	0	0	0	0	0
Thome	.100	3	10	2	1	0	0	0	0	2	3	0
Tolbert	.000	1	0	0	0	0	0	0	0	0	0	0
Valencia	.222	3	9	1	2	1	0	0	2	1	3	0
Young	.333	3	12	1	4	0	1	0	0	1	1	0
Totals	.216	3	97	7	21	3	1	2	6	8	20	0

Pitchers:	W	L	ERA	G	GS	CG	SHO	SV	IP	H	R	ER	BB	SO
Baker	0	0	3.86	1	0	0	0	0	2.1	3	1	1	0	2
Capps	0	0	9.00	1	0	0	0	0	1.0	2	1	1	0	0
Crain	0	1	54.00	1	0	0	0	0	0.1	3	2	2	0	0
Duensing	0	1	13.50	1	1	0	0	0	3.1	7	5	5	1	1
Fuentes	0	0	0.00	2	0	0	0	0	2.2	1	0	0	0	2
Guerrier	0	0	0.00	2	0	0	0	0	1.2	1	0	0	1	2
Liriano	0	0	6.35	1	1	0	0	0	5.2	6	4	4	3	7
Mijares	0	0	0.00	3	0	0	0	0	1.1	0	0	0	1	0
Pavano	0	1	6.00	1	1	0	0	0	6.0	10	4	4	1	3
Rauch	0	0	0.00	2	0	0	0	0	1.2	0	0	0	0	1
Totals	0	3	5.88	3	3	0	0	0	26.0	33	17	17	7	18

GAME 1 Wednesday, October 6 at Minnesota

New York	0	0	0	0	4	2	0	1	—	6	9	0
Minnesota	0	2	1	0	0	1	0	0	—	4	8	0

WP—Sabathia. LP—Crain. Save—Rivera.
 Sabathia, Logan (7), Robertson (7), Wood (8), Rivera (8) and Posada.
 Liriano, Mijares (6), Crain (7), Fuentes (7), Rauch (9) and Mauer.
 HR—Cuddyer, Teixeira. T—3:47. A—42,032.

GAME 2 Thursday, October 7 at Minnesota

New York	0	0	0	1	1	0	2	0	1	—	5	12	0
Minnesota	0	1	0	0	0	1	0	0	0	—	2	6	0

WP—Pettitte. LP—Pavano. Save—Rivera.
 Pettitte, Wood (8), Rivera (9) and Posada.
 Pavano, Mijares (7), Rauch (7), Guerrier (8), Capps (9) and Mauer.
 HR—Berkman, Hudson. T—2:59. A—42,035.

GAME 3 Saturday, October 9 at New York

Minnesota	0	0	0	0	0	0	0	1	0	—	1	7	0
New York	0	1	1	3	0	0	1	0	x	—	6	12	0

WP—Hughes. LP—Duensing.
 Hughes, Wood (8), Logan (8), Robertson (8), River (9) and Posada.
 Duensing, Guerrier (4), Baker (5), Mijares (7), Fuentes (8) and Mauer.
 HR—Thames, Swisher. T—3:06. A—50,840.

TWINS' POSTSEASON LEADERS

BATTING

(MINIMUM OF 30 AT-BATS)

BATTING AVERAGE

.344	Steve Lombardozzi.....	1987
.338	Michael Cuddyer.....	2002, '03, '04, '06, '09, '10
.333	Brian Harper.....	1991
.326	Chuck Knoblauch.....	1991
.314	Tony Oliva.....	1965, '69, '70

AT-BATS

104	Dan Gladden.....	1987, '91
97	Kirby Puckett.....	1987, '91
91	Kent Hrbek.....	1987, '91
89	Greg Gagne.....	1987, '91
80	Torii Hunter.....	2002, '03, '04, '06

HITS

30	Kirby Puckett.....	1987, '91
29	Dan Gladden.....	1987, '91
25	Michael Cuddyer.....	2002, '03, '04, '06, '09, '10
24	Torii Hunter.....	2002, '03, '04, '06
19	Greg Gagne.....	1987, '91

HOME RUNS

5	Kirby Puckett.....	1987, '91
4	Greg Gagne.....	1987, '91
3	Harmon Killebrew.....	1965, '69, '70
	Tony Oliva.....	1965, '69, '70
	Gary Gaetti.....	1987
	Kent Hrbek.....	1987, '91
	Torii Hunter.....	2002, '03, '04, '06

WALKS

14	Harmon Killebrew.....	1965, '69, '70
11	Kent Hrbek.....	1987, '91
9	Dan Gladden.....	1987, '91
8	Tom Brunansky.....	1987
	Kirby Puckett.....	1987, '91

WINS

4	Jack Morris.....	1991
3	Bert Blyleven.....	1970, '87
	Frank Viola.....	1987
2	Mudcat Grant.....	1965
	Brad Radke.....	2002, '03, '04

LOSSES

3	Jim Kaat.....	1965, '70
	Brad Radke.....	2002, '03, '04, '06
	Johan Santana.....	2002, '03, '04, '06
2	Kyle Lohse.....	2002, '03, '04
	Rick Reed.....	2002, '03
	Carl Pavano.....	2009, '10

INNINGS-PITCHED

36.1	Jack Morris.....	1991
35.0	Brad Radke.....	2002, '03, '04, '06
34.0	Johan Santana.....	2002, '03, '04, '06
31.1	Frank Viola.....	1987
28.1	Bert Blyleven.....	1970, '87

WALKS

10	Jack Morris.....	1991
	Johan Santana.....	2002, '03, '04, '06
9	Dave Boswell.....	1965, '69
	Scott Erickson.....	1991
8	Frank Viola.....	1987
	David West.....	1991
	Brad Radke.....	2002, '03, '04, '06

GAMES

24	Greg Gagne.....	1987, '91
	Dan Gladden.....	1987, '91
	Kent Hrbek.....	1987, '91
	Kirby Puckett.....	1987, '91
22	Michael Cuddyer.....	2002, '03, '04, '06, '09, '10

RUNS

17	Dan Gladden.....	1987, '91
16	Kirby Puckett.....	1987, '91
15	Torii Hunter.....	2002, '03, '04, '06
12	Greg Gagne.....	1987, '91
10	Tom Brunansky.....	1987
	Kent Hrbek.....	1987, '91

DOUBLES

8	Torii Hunter.....	2002, '03, '04, '06
6	Dan Gladden.....	1987, '91
5	Tony Oliva.....	1965, '69, '70
	Greg Gagne.....	1987, '91
	Jacque Jones.....	2002, '03, '04

RUNS BATTED IN

16	Kirby Puckett.....	1987, '91
15	Dan Gladden.....	1987, '91
12	Kent Hrbek.....	1987, '91
11	Tom Brunansky.....	1987
10	Greg Gagne.....	1987, '91

STRIKEOUTS

23	Jacque Jones.....	2002, '03, '04
22	Greg Gagne.....	1987, '91
21	Corey Koskie.....	2002, '03, '04
18	Michael Cuddyer.....	2002, '03, '04, '06, '09, '10
17	Kirby Puckett.....	1987, '91

PITCHING

(MINIMUM 10 INNINGS)

GAMES STARTED

6	Brad Radke.....	2002, '03, '04, '06
5	Jack Morris.....	1991
	Johan Santana.....	2002, '03, '04, '06
	Frank Viola.....	1987
4	Bert Blyleven.....	1970, '87
	Jim Kaat.....	1965, '70
	Kevin Tapani.....	1991

ERA

1.35	Dave Boswell.....	1965, '69
1.65	Eric Milton.....	2002, '03
2.23	Jack Morris.....	1991
2.70	Jeff Reardon.....	1987
2.74	Mudcat Grant.....	1965

SAVES

5	Rick Aguilera.....	1991
3	Jeff Reardon.....	1987
	Eddie Guardado.....	2002, '03
1	Juan Berenguer.....	1987
	Joe Nathan.....	2004

STRIKEOUTS

32	Johan Santana.....	2002, '03, '04, '06
25	Frank Viola.....	1987
23	Bert Blyleven.....	1970, '87
22	Jack Morris.....	1991
17	Brad Radke.....	2002, '03, '04, '06

1965 ALL-STAR GAME

TUESDAY, JULY 13 AT METROPOLITAN STADIUM

NATIONAL 6, AMERICAN 5

National.....	3	2	0	0	0	0	1	0	0	—	6	11	0
American.....	0	0	0	1	4	0	0	0	0	—	5	8	0

National	AB	R	H	RBI	American	AB	R	H	RBI
Mays, cf	3	2	1	1	McAuliffe, ss	3	2	2	2
Aaron, rf	5	0	1	0	McDowell, p	0	0	0	0
Stargell, lf	3	2	2	2	Oliva, ph-rf	2	0	1	0
Clemente, ph-lf	2	0	0	0	Robinson, B, 3b	4	1	1	0
Allen, 3b	3	0	1	0	Alvis, 3b	1	0	0	0
Santo, 3b	2	0	1	1	Killebrew, 1b	3	1	1	2
Torre, c	4	1	1	2	Colavito, rf	4	0	1	1
Banks, 1b	4	0	2	0	Fisher, p	0	0	0	0
Rose, 2b	2	0	0	0	Peptonne, ph	1	0	0	0
Wills, ss	4	0	1	0	Horton, lf	3	0	0	0
Cardenas, ss	0	0	0	0	Mantilla, 3b	2	0	0	0
Marichal, p	1	1	1	0	Richardson, 2b	2	0	0	0
Rojas, ph	1	0	0	0	Davalillo, cf	2	0	1	0
Maloney, p	0	0	0	0	Versalles, ss	1	0	0	0
Drysdale, p	0	0	0	0	Batthey, c	2	0	0	0
Robinson, F, ph	1	0	0	0	Freehan, c	1	0	1	0
Koufax, p	0	0	0	0	Pappas, p	0	0	0	0
Farrell, p	0	0	0	0	Grant, p	0	0	0	0
Williams, ph	1	0	0	0	Kaline, ph	1	0	0	0
Gibson, p	0	0	0	0	Richert, p	0	0	0	0
					Hall, ph-cf	2	1	0	0
Totals	36	6	11	6	Totals	34	5	8	5

LOB — National 7, American 8. **2B** — Oliva. **HR** — Mays, Torre, Stargell, McAuliffe and Killebrew. **S** — Rose.

DP — National 1 (Wills, Rose and Banks), American 2 (B. Robinson, Mantilla and Killebrew), (McDowell, Richardson and Killebrew).

PITCHING

National	IP	H	R	ER	BB	SO	American	IP	H	R	ER	BB	SO
Marichal	3.0	1	0	0	0	0	Pappas	1.0	4	3	3	1	0
Maloney	1.2	5	5	5	2	1	Grant	2.0	2	2	2	1	3
Drysdale	0.1	0	0	0	0	0	Richert	2.0	1	0	0	0	2
Koufax (W)	1.0	0	0	0	2	1	McDowell (L)	2.0	3	1	1	1	2
Farrell	1.0	0	0	0	1	0	Fisher	2.0	1	0	0	0	0
Gibson (S)	2.0	2	0	0	1	3							

WP — Maloney. **Umpires** — Stevens, Weyer, DiMuro, Williams, Valentine and Kibler.

T — 2:45. **A** — 46,706



DID YOU Know?

...that the Twins have hosted two Major League All-Star Games, in 1965 and 1985.

1985 ALL-STAR GAME

TUESDAY, JULY 16 AT THE METRODOME

NATIONAL 6, AMERICAN 1

National	0	1	1	0	2	0	0	0	2	—	6	9	1
American	1	0	0	0	0	0	0	0	0	—	1	5	0

National	AB	R	H	RBI	American	AB	R	H	RBI
Gwynn, lf	1	0	0	0	Henderson, cf	3	1	1	0
Cruz, lf	1	0	0	0	Molitor, 3b-cf	1	0	0	0
Raines, ph-lf	0	1	0	0	Whitaker, 2b	2	0	0	0
Herr, 2b	3	1	1	0	Garcia, 2b	2	0	1	0
Ryan, p	1	0	0	0	Brett, 3b	1	0	0	1
Pena, c	1	0	0	0	Bradley, cf	1	0	0	0
Garvey, 1b	3	0	1	1	Petry, p	0	0	0	0
Clark, 1b	1	0	0	0	Hernandez, p	0	0	0	0
Murphy, cf	3	0	1	0	Murray, 1b	3	0	0	0
McGee, cf	2	0	1	2	Brunansky, rf	1	0	0	0
Strawberry, rf	1	2	1	0	Ripken, ss	3	0	1	0
Parker, rf	2	0	0	0	Trammell, ss	1	0	0	0
Nettles, 3b	2	0	0	0	Winfield, rf	3	0	1	0
Wallach, 3b	2	1	1	0	Moore, p	0	0	0	0
Kennedy, c	2	0	1	1	Boggs, 3b	0	0	0	0
Virgil, c	1	0	1	2	Rice, lf	3	0	0	0
Valenzuela, p	0	0	0	0	Fisk, c	2	0	0	0
Rose, ph	1	0	0	0	Whitt, c	0	0	0	0
Reardon, p	0	0	0	0	Ward, ph	1	0	0	0
Wilson, ph	1	0	0	0	Gedman, c	1	0	0	0
Gossage, p	0	0	0	0	Morris, p	0	0	0	0
Smith, ss	4	0	0	0	Key, p	0	0	0	0
Hoyt, p	1	0	0	0	Baines, ph	1	0	1	0
Templeton, ph	1	0	1	0	Blyleven, p	0	0	0	0
Sandberg, 2b	1	1	0	0	Cooper, ph	0	0	0	0
					Stieb, p	0	0	0	0
					Mattingly, 1b	1	0	0	0
Totals	35	6	9	6	Totals	30	1	5	1

GW RBI — Garvey. **E** — Kennedy. **LOB** — National 10, American 7. **2B** — Herr, Murphy, Wallach and McGee. **SB** — Henderson, Strawberry, Winfield, Cruz and Garcia. **SF** — Brett. **DP** — National 1.

PITCHING

National	IP	H	R	ER	BB	SO	American	IP	H	R	ER	BB	SO
Hoyt (W)	3.0	2	1	0	0	0	Morris (L)	2.2	5	2	2	1	1
Ryan	3.0	2	0	0	2	2	Key	0.1	0	0	0	0	0
Valenzuela	1.0	0	0	0	1	1	Blyleven	2.0	3	2	2	1	1
Reardon	1.0	1	0	0	0	1	Stieb	1.0	0	0	0	1	2
Gossage	1.0	0	0	0	1	2	Moore	2.0	0	0	0	0	1
							Petry	0.1	0	2	2	3	1
							Hernandez	0.2	1	0	0	1	2

WP — Valenzuela. **HBP** — Strawberry (by Blyleven). **Umpires** — McCoy, Kibler, Bremigan, Williams, Coble and Marsh.
T — 2:54. **A** — 54,960.



40TH SEASON ANNIVERSARY ALL-TIME TEAM



In 2000, the Minnesota Twins celebrated 40 years of baseball in Minnesota. As part of that celebration, the Twins announced the Twins All-Time Team as part of the ballclub's 40th Season Celebration.

Voting for the Twins All-Time Team was split into three phases, including: the Fans, the Upper Midwest Media and the Players (former/current Twins players and coaches). Each groups' vote counted one-third toward the final balloting results with the top vote recipients at each position automatically being named to the team. The All-Time Team selection committee reserved the right to name additional players to the final roster based upon overall vote totals.

The All-Time Team took part in an on-field pre-game ceremony on August 12, 2000 and a poster depicting the All-Time team was given to the first 10,000 fans in attendance, courtesy of the Star Tribune.

A total of 93 Twins players and managers were featured on the All-Time Team ballot which included categories for each of the following: Manager, Catcher, First Base, Second Base, Third Base, Shortstop, Outfield, Right-Hand Starting Pitcher, Left-Hand Starting Pitcher, Relief Pitcher, Designated Hitter, Pinch Hitter and Utility Player.

The Minnesota Twins 40th Season All-Time Team is comprised of 22 members of which ten were also on the club's 25th Anniversary Team in 1986 including catcher Earl Battey, first baseman Harmon Killebrew, second baseman Rod Carew, shortstop Zoilo Versalles, leftfielder Bob Allison, centerfielder Cesar Tovar, rightfielder Tony Oliva, right-handed pitcher Camilo Pascual, left-handed pitcher Jim Kaat and relief pitcher Al Worthington. The Minnesota Twins 40th Season Anniversary All-Time Team is listed below:

Pos.	Player	Years	Pos.	Player	Years
MGR	Tom Kelly	1986-01	RHP	Bert Blyleven	1970-76, '85-88
C	Earl Battey	1961-67		Jim Perry	1963-72
1B	Kent Hrbek	1981-94		Camilo Pascual	1961-66
2B	Rod Carew	1967-78	LHP	Jim Kaat	1961-73
3B	Harmon Killebrew	1961-74		Frank Viola	1982-89
	Gary Gaetti	1981-90	RP	Rick Aguilera	1989-99
SS	Greg Gagne	1983-92		Jeff Reardon	1987-89
	Zoilo Versalles	1961-67		Al Worthington	1964-69
OF	Bob Allison	1961-70	DH	Paul Molitor	1996-98
	Tony Oliva	1962-76	PH	Randy Bush	1982-93
	Kirby Puckett	1984-95	UTIL	Cesar Tovar	1965-72



25TH ANNIVERSARY TEAM

In 1986, the Minnesota Twins celebrated 25 years of baseball in Minnesota. As part of that celebration, the Twins held a 25th Anniversary Reunion on July 31-August 3. The weekend began with a banquet in which the Silver Anniversary Team, voted by fans, was announced (see above). The weekend concluded with an Old Timers game, featuring the 1965 World Series Twins playing a team consisting of other former Twins, and a pre-game ceremony honoring the Silver Anniversary Team. Fans were treated to a Camera Night in which they were able to take pictures with their favorite former Twins and received a framable poster which was a collage of the team. Below is the 25th Anniversary Team.

Pos.	Player	Years
LF	Bob Allison	1961-70
CF	Cesar Tovar	1965-72
RF	Tony Oliva	1962-76
3B	John Castino	1979-84
SS	Zoilo Versalles	1961-67
2B	Rod Carew	1967-78
1B	Harmon Killebrew	1961-74
C	Earl Battey	1961-67
LHP	Jim Kaat	1961-73
RHP	Camilo Pascual	1961-66
RP	Al Worthington	1964-69
MGR	Billy Martin	1969





ALL-METRODOME TEAM

In 2009, the Minnesota Twins celebrated the final season in the Hubert H. Humphrey Metrodome. As part of that celebration, the Twins held a "Farewell To The Metrodome" weekend during which the All-Metrodome Team was announced.

Voting for the Twins All-Metrodome Team was split into three phases, including the fans, the Upper Midwest media and a veteran's committee made up of Twins alumni, front office representatives and team historians. In total, more than 100,000 votes were cast by the fans at www.twinsbaseball.com.

The All-Metrodome team took part in an on-field ceremony following the Twins final scheduled regular season home game on October 4, 2009 vs. the Kansas City Royals. Below are the players that make up the Twins All-Metrodome Team:

POS	Player	Years	POS	Player	Years
SP	Bert Blyleven	1985-89	2B	Chuck Knoblauch	1991-97
SP	Brad Radke	1995-2006	SS	Greg Gagne	1983-92
SP	Johan Santana	2000-07	3B	Gary Gaetti	1982-90
SP	Frank Viola	1982-89	LF	Dan Gladden	1987-91
RP	Rick Aguilera	1989-99	CF	Torii Hunter	1998-2007
RP	Joe Nathan	2004-09	CF	Kirby Puckett	1984-95
C	Joe Mauer	2004-09	RF	Tom Brunansky	1982-88
1B	Ken Hrbek	1982-94	DH	Paul Molitor	1996-98
1B	Justin Morneau	2003-09	MGR	Tom Kelly	1986-2001

ALL-TIME METRODOME LEADERS

Stat	Player	Years	Total	Stat	Player	Years	Total
Games	Kirby Puckett	1984-95	914	Wins	Brad Radke	1995-2006	85
At-Bats	Kirby Puckett	1984-95	3,689	Win %	Johan Santana	2000-07	.676
Hits	Kirby Puckett	1984-95	1,269	Saves	Joe Nathan	2004-09	125
Runs	Kirby Puckett	1984-95	626	Games	Eddie Guardado	1993-2008	328
2B	Kirby Puckett	1984-95	239	Starts	Brad Radke	1995-2006	197
3B	Kirby Puckett	1984-95	38	CG	Frank Viola	1982-89	28
HR	Kent Hrbek	1982-94	156	IP	Brad Radke	1995-2006	1,309.1
RBI	Kent Hrbek	1982-94	623	Strikeouts	Brad Radke	1995-2006	839
BB	Kent Hrbek	1982-94	438	ERA	Joe Nathan	2004-09	1.86
AVG.	Kirby Puckett	1984-95	.344				



50 GREATEST TWINS

In 2010, the Minnesota Twins celebrated 50 years of baseball in Minnesota. As part of that celebration, the Twins announced the 50 Greatest Twins. The 50 Greatest Twins players were voted upon by local media and Twins/Baseball historians. The team was introduced as part of the Twins 50th Anniversary Weekend and the All-Time Team took part in an on-field pre-game ceremony on September 3, 2010. Former Twins shortstop, Greg Gagne, was the newest member inducted into the Twins Hall of Fame on September 4. Finally, members of the 50 Greatest Twins and local Twins alumni gathered to play the first ever Twins Legends Game on September 5. Below is the complete list of the 50 Greatest Minnesota Twins:

POSITION	PLAYER	YEARS	POSITION	PLAYER	YEARS
Pitcher	Rick Aguilera	1989-99	Outfield/Infield	Gene Larkin	1987-93
Outfield	Bob Allison	1961-70	Manager	Billy Martin	1969
Catcher	Earl Battey	1961-67	Manager	Gene Mauch	1976-80
Pitcher	Bert Blyleven	1970-76, '85-88	Catcher	Joe Mauer	2004-Present
Outfield	Lyman Bostock	1975-77	Manager	Sam Mele	1961-67
Outfield	Tom Brunansky	1982-88	Designated Hitter	Paul Molitor	1996-98
Infield	Rod Carew	1967-78	First Base	Justin Morneau	2003-Present
Infield	John Castino	1979-84	Pitcher	Jack Morris	1991
Outfield/Infield	Michael Cuddyer	2001-Present	Pitcher	Joe Nathan	2004-09
Third Base	Gary Gaetti	1981-90	Outfield	Tony Oliva	1962-76
Shortstop	Greg Gagne	1983-92	Pitcher	Camillo Pascual	1961-66
Manager/Coach	Ron Gardenhire	1991-Present	Pitcher	Jim Perry	1963-72
Outfield	Dan Gladden	1987-91	Outfield	Kirby Puckett	1984-95
Pitcher	Dave Goltz	1972-79	Manager	Frank Quilici	1972-75
Pitcher	Jim "Mudcat" Grant	1964-67	Pitcher	Brad Radke	1995-2006
Pitcher	Eddie Guardado	1993-2003, 2008	Pitcher	Jeff Reardon	1987-89
Outfield	Larry Hisle	1973-77	Pitcher	Johan Santana	2000-07
First Base	Kent Hrbek	1981-94	Infield	Roy Smalley	1976-87
Outfield	Torii Hunter	1997-2007	Coach	Rick Stelmaszek	1981-Present
Pitcher	Jim Kaat	1961-73	Pitcher	Kevin Tapani	1989-95
Manager	Tom Kelly	1986-01	Utility	Cesar Tovar	1965-72
Third Base	Harmon Killebrew	1961-74	Infield	Zoilo Versalles	1961-67
Second Base	Chuck Knoblauch	1991-97	Pitcher	Frank Viola	1982-89
Pitcher	Jerry Koonsman	1979-81	Outfield/DH	Dave Winfield	1993-94
Third Base	Corey Koskie	1998-2004	Pitcher	Al Worthington	1964-69

THE RADIO HOME OF THE



1500 AM))

ESPN

TWIN CITIES

THE HOME OF
SPORTSTALK

1500

.COM))

THE
MINOR
LEAGUES



MINOR LEAGUE INFORMATION

MINNESOTA TWINS - MINOR LEAGUE DEPT.

Target Field
1 Twins Way
Minneapolis, MN 55403
(612) 659-3480
FAX: (612) 659-4026



MINNESOTA TWINS SPRING TRAINING

Lee County Sports Complex
14110 Six Mile Cypress Pkwy.
Fort Myers, FL 33912
(239) 533-7640

MINNESOTA TWINS' MINOR LEAGUE SYSTEM

Senior Director, Minor Leagues..... Jim Rantz
Director, Baseball Operations..... Brad Steil
Manager, Minor League Administration..... Kate Townley
Coordinator, Florida Operations..... Brian Maloney

MINOR LEAGUE INSTRUCTORS

Field Coordinator..... Joel Lepe
Pitching Coordinator..... Eric Rasmussen
Hitting Coordinator..... Bill Springman
Hitting Instructor..... Tony Oliva
Infield/Baserunning Coordinator..... Paul Molitor
Latin America Coordinator..... Jose Marzan
Trainer and Rehab Coordinator..... Lanning Tucker
Minor League Strength & Conditioning Coordinator..... John Kertis
Equipment Manager..... Dave Ringler

TWINS' ORGANIZATIONAL STANDINGS

TEAM	LEAGUE	LEVEL	WON-LOST	STANDINGS	GB
Rochester	International	AAA	53-91 (North Division)	Sixth	-29.0
New Britain	Eastern	AA	72-70 (Eastern Division)	Third	-5.0
Ft. Myers	Florida State	High-A	34-36 1st Half (South Division) 29-40 2nd Half	Second Fifth	-4.0 -16.0
Beloit	Midwest	Low-A	38-32 1st Half (Western Division) 31-37 2nd Half	Third Fourth	-7.0 -10.0
Elizabethton*	Appalachian	Rookie	42-26 (West Division)	Second	-3.0
GCL Twins	Gulf Coast	Rookie	31-29 (South Division)	Second	-7.0
DSL Twins	Dominican Summer League	Rookie	42-26 Boca Chica Baseball City	Second	-3.0

* Lost to Bluefield in three games (1-2) in the first round of the Appalachian League Playoffs.

TWINS' MINOR LEAGUE STADIUMS PLAYING DIMENSIONS & ATTENDANCE FIGURES

CITY	NAME	SURFACE	DIMENSIONS			ATTENDANCE		
			LF	CF	RF	TOTAL	AVERAGE	
Rochester	Frontier Field	Natural	335'	402'	325'	462,004	70	6,600
New Britain	New Britain Stadium	Natural	325'	400'	325'	368,523	67	5,500
Ft. Myers	Bill Hammond Stadium	Natural	330'	405'	330'	112,733	66	1,708
Beloit	Pohlman Field	Natural	325'	380'	325'	73,440	67	1,096
Elizabethton	Joe O'Brien Field	Natural	335'	414'	326'	24,668	31	796
Ft. Myers (GCL Twins)	Lee County Complex	Natural	330'	405'	330'			

TWINS' FARM CLUBS YEAR-BY-YEAR OVERALL RECORDS

Year	Affil.	Won	Lost	Pct.	Year	Affil.	Won	Lost	Pct.	Year	Affil.	Won	Lost	Pct.
1961	7	436	457	.488	1979	5	306	316	.492	1997	6	357	330	.520
1962	7	417	444	.484	1980	5	322	310	.509	1998	6	378	312	.548
1963	7	426	458	.482	1981	5	329	296	.526	1999	6	342	347	.496
1964	7	365	493	.426	1982	5	304	326	.483	2000	6	367	317	.537
1965	8	508	426	.544	1983	5	316	317	.499	2001	6	368	312	.541
1966	8	489	432	.531	1984	5	329	299	.524	2002	6	368	313	.540
1967	8	488	390	.556	1985	5	319	317	.502	2003	6	343	339	.503
1968	8	483	405	.544	1986	5	290	340	.460	2004	6	341	338	.502
1969	8	410	463	.470	1987	5	285	350	.449	2005	6	364	316	.535
1970	8	416	455	.478	1988	6	336	299	.529	2006	6	355	309	.535
1971	8	444	425	.511	1989	6	364	326	.528	2007	6	382	307	.554
1972	7	423	446	.487	1990	6	375	316	.543	2008	6	362	319	.532
1973	6	382	363	.513	1991	6	334	349	.489	2009	6	358	328	.522
1974	5	347	264	.568	1992*	6	360	319	.530	2010	6	303	378	.445
1975	5	349	268	.566	1993	6	342	338	.503	2011	6	372	387	.490
1976	5	320	301	.515	1994	6	343	340	.502	Totals		18,691	17,833	.512
1977	5	304	323	.485	1995	6	347	328	.514	* Does not include Miracle (Co-Op team)				
1978	5	356	273	.566	1996	6	357	329	.520					



JIM RANTZ

SENIOR DIRECTOR, MINOR LEAGUE OPERATIONS

Jim Rantz has been a member of the Twins' organization since its inception in 1961 after signing his first professional contract with Washington in 1960. He was elected to the Twins Hall of Fame, and was inducted during the 2007 season. A former pitcher, Rantz, 74, was the winning pitcher for the University of Minnesota in the deciding game of the 1960 College World Series. He spent five years as a player and manager before joining the Twins' front office following the 1965 season.

He spent four years as Assistant Public Relations Director before moving into the minor league and scouting department. He was named Director of Minor League Operations in January, 1986.

Rantz' duties include full administration of the minor league department, including the working relationships with the Twins' six affiliates. He is responsible for player moves at the minor league level and for the development of young talent for the Major League club. Rantz also handles contract negotiations with minor league players. In 1997, he was the *Topps* Long and Meritorious Service Award winner. In 2000, the Twins organization was also named *Topps* Organization of the Year. *Baseball America* recognized the Twins as Organization of the Year in 2002 and 2004. In 2008, he was selected by minor league baseball as the first recipient of the Sheldon "Chief" Bender award for distinguished service, player development and fostering good relationships with the organization's affiliates.

Jim and his wife, Pearl, have four grown children and make their home in Lino Lakes, MN.



DERON JOHNSON

DIRECTOR, SCOUTING

Deron Johnson has been a member of the Twins organization since January of 1994. While working as the Northern California Area Scout, Johnson was promoted to West Coast Supervisor in October of 1998 and on September 13, 2007, he was promoted to Director of Scouting for the Twins. In this position, he leads the Twins 27-man scouting staff in organization and preparation for the annual June First-Year Player Draft of high school and college players. Johnson focuses on amateur assignments for the summer and works with Pro Scouting Coordinator Vern Followell, to ensure coverage of all 30 Major League teams and their minor league affiliates.

Johnson was born and raised in Vallejo, CA, and graduated from St. Mary's College in Moraga, CA, with a BA in Liberal Arts in 1991. Prior to joining the Twins, Johnson played three minor league seasons as an outfielder in the Pittsburgh Pirates organization from 1988 – 1990. He served as the Assistant Baseball Coach

& Recruiting Coordinator for the University of San Francisco from 1992-1993. In addition, Johnson has provided coverage of minor league and Major League teams and has been part of the Twins Advance Scouting team for the postseason over the past six years.

Deron and his wife, Alecia, have four children, Ashley, Alexis, Deron, Jr. and Dominique, and reside in Sacramento, CA.



BRAD STEIL

DIRECTOR, BASEBALL OPERATIONS

Brad Steil begins his 12th year in the Twins organization and his fifth as Director of Baseball Operations. He is responsible for establishing and overseeing the budget for the minor league, Major League and scouting departments. He also acts as the liaison between the IS and baseball departments in regard to the club's computer scouting and evaluation programs. He travels to all the affiliates to evaluate players in the Twins' system and monitors the working relationship between the club and their six affiliates.

Steil was hired as the Administrative Assistant for Scouting in 2001 and was promoted to Baseball Operations Assistant in July of 2003. He was named Assistant Director of Baseball Operations in January of 2006 and served in that capacity until being promoted to his current position in September of 2007.

Steil is a native of Litchfield, MN, and graduated magna cum laude from Concordia College (Moorhead) in 1999. He also attended the St. Thomas Graduate School of Business (1999-2000).

Brad and his wife, Megan reside in Burnsville, MN.



JOEL LEPEL

MINOR LEAGUE FIELD COORDINATOR

Joel Lepel enters his seventh season as the Twins' Minor League Field Coordinator. He is responsible for evaluating minor league players and staff, coordinating and participating in on-field instruction, developing organization policies throughout the system and setting up and overseeing the daily workout schedule during spring training, regular season and instructional league.

Lepel spent five seasons (2001-05) as the Twins' Midwest Scouting Supervisor. Prior to that, he spent eight years as an area scout, covering North and South Dakota, Nebraska, Iowa, Wisconsin and Minnesota.

A native of Plato, MN, Lepel was signed as an 18th round draft choice by the Montreal Expos out of Mankato State University in 1980. He spent three seasons as a player in the Expos' system, before coaching at Western Kentucky University and Clemson University from 1983-88. Lepel came to the Twins' organization in 1989, managing the Sarasota Twins (Rookie, Gulf Coast League) for two seasons and the Kenosha Twins (A, Midwest

League) in 1991 before becoming an area scout.

Joel and his wife Elynn reside in Plato, MN.

2011 MINOR LEAGUE RECAP



ROCHESTER (53-91, AAA, International League) -- For the second consecutive year the Red Wings finished in last place in the North Division and lost more than 90 games. For the season, the Wings batted .257 with 587 runs scored, while their pitchers posted a 4.76 ERA. On July 6, Jeff Manship, Jake Stevens, Kyle Waldrop, and Jim Hoey combined for the first four-pitcher no-hitter in International League history. Starting pitcher Kyle Gibson represented the Red Wings at MLB's All-Star Futures Game and reliever Chuck James pitched in the International League All-Star Game. First baseman Aaron Bates led the International League in OBP (.408) and was third in batting (.316), while outfielder Dustin Martin led the team in rbi (69) and tied for the team high in home runs (15). Sixteen Red Wings players from the Opening Day Roster were called up to Minnesota during the season and Rochester used a total of fifty-six different players during the year.



NEW BRITAIN (72-70, AA, Eastern League) -- The Rock Cats bounced back after losing 98 games in 2010 and came up just short of the playoffs, as they were eliminated on the final day of the season when Reading clinched the final playoff spot with a win over Binghamton. New Britain won 72 games and finished third in the Eastern Division. At the plate, the Rock Cats led the league in OBP (.340), finished second in batting average (.269) and fourth in runs scored (662). On the mound, they were last in the league in ERA (4.93) and second-to-last in strikeouts (950). Three Rock Cats were selected to the Eastern League All-Star Game, Liam Hendriks (RHP), Brett Jacobson (RHP), and Yangervis Solarte (2B). Hendriks also pitched in MLB's All-Star Futures Game, while Solarte finished second in the league in batting average (.329). First baseman Chris Parmelee was third in the league in rbi (83) and hits (152) and fourth in total bases (231). Right-handed pitcher Bobby Lanigan finished third in the league in innings pitched (153.2) and left-handed reliever Tyler Robertson led the team in wins (10) and was fifth in the league in saves (16). Hendriks, Parmelee, and outfielder Joe Benson all made their Major League debuts in September.



FT. MYERS (63-76, High-A, Florida State League) -- The Miracle finished second in the South Division in the first-half (34-36) and fifth in the second-half (29-40). Ft. Myers finished the season ranking second-to-last in the league in both runs scored (549) and ERA (4.56). Catcher Danny Rams and reliever Dakota Watts represented the Miracle in the Florida State League All-Star Game, while shortstop Brian Dozier and reliever Bruce Pugh were All-Star selections, but didn't play in the game after being promoted to New Britain. Outfielder Aaron Hicks was fourth in the league in walks (78) and fifth in runs scored (79). Left-handed pitcher Logan Darnell went 8-3 with a 4.17 ERA and led the Miracle pitching staff in wins, while right-hander Bruce Pugh led the staff in saves (13). 2010 first-round pick Alex Wimmers pitched a 7-inning no-hitter on September 3 against Jupiter, allowing only two walks while striking out five.



BELOIT (69-69, Low-A, Midwest League) -- The Snappers finished the season in third place overall in the Western Division after going 38-32 in the first-half and 31-37 in the second-half. Beloit's hitters finished second in the league in doubles (250), third in home runs (97) and fourth in runs scored (660). The pitching staff ranked seventh in both ERA (3.73) and strikeouts (1,095). Outfielders Adrian Salcedo, Danny Ortiz and first baseman Michael Gonzales represented the Snappers in the MWL All-Star Game. Infielder Jairo Perez led the Beloit offense after his promotion on June 9th. He hit .337 with a .992 OPS and 15 home runs in 74 games, while outfielder Lance Ray finished as the team leader in both doubles (34) and home runs (16). Right-hander BJ Hermsen led the team with 11 wins and another right-hander, Adrian Salcedo, finished eighth in the Midwest League (MWL) in ERA (2.93) and was second on the team in innings pitched (135.0).



ELIZABETHTON (42-26, Rookie Advanced, Appalachian League) -- The E-Twins finished second in the West Division and qualified for the playoffs for the seventh straight year. They fell to Bluefield in three games (two games to one) in the first round, ending a streak of six consecutive appearances in the Appy League Finals. The Twins led the league in home runs for the fourth straight season (71) and finished second in runs scored (405). On the mound, Elizabethton was third in ERA (3.96) and second in strikeouts (616). The team was led by All-Stars Eddie Rosario (OF), Miguel Sano (3B), Tim Shibuya (RP), and Madison Boer (RP). Rosario was the league's Co-Player of the Year, as he led the league in runs scored (71), home runs (21), and slugging percentage (.670). He was also second in rbi (60) and fourth in batting average (.337). Shibuya was the league's Pitcher of the Year, after he led the league in wins (8), innings pitched (73.2), and strikeouts (70). Sano finished second in home runs (20) and runs scored (58) and was third in rbi (59) and slugging percentage (.637), while Boer went 9-for-9 in saves and struck out 31 in 17.1 innings.

GCL TWINS (31-29, Rookie, Gulf Coast League) -- The GCL Twins made a late bid for the playoffs by winning 10 out of their final 12 games to finish the year. Unfortunately, they couldn't make up enough ground on the Pirates, who won four of their last six to secure the Wild Card spot. The Twins were led by their pitching staff, which posted the second-best ERA (2.89) and issued the second-fewest walks (171) in the league. Tyler Herr (RP), Luis Nunez (LP), and Kyle Wahl (RP) tied for the team lead with five wins and Hung Yi Chen (RP) led the team with 38 strikeouts. Nunez also posted the league's fourth-best strikeouts/9 innings (10.3) and third lowest baserunners/9 innings (8.35). Offensively, the Twins were led by catcher Phillip Chapman who hit .308 with a team high 12 doubles and 21 rbi.

DSL TWINS (42-26, Rookie, Dominican Summer League) -- The DSL Twins finished second in the Boca Chica Baseball City Division and only a half game out in the Wild Card race. Their pitching staff led the way with the DSL's second-best ERA (2.73). Right-hander Junior Subero went 3-4, 0.77 ERA, with 49 strikeouts in 46.2 innings and left-hander Jose Abreu was 3-1, 1.30 ERA, with 29 strikeouts in 41.2 innings. At the plate, the Twins tied for the sixth best OBP (.351) in the league. Outfielder Ernesto Cipriani led the team in rbi (26), while infielder Erick Gonzalez led the team in hits (54) and doubles (9) and also finished fourth in the DSL in OBP (.445).

TWINS' MINOR LEAGUE COORDINATORS AND INSTRUCTORS

BILL SPRINGMAN

MINOR LEAGUE HITTING COORDINATOR

Born October 6, 1956...wife RexAnn, son Slater, daughters Sheridan and Sutton...resides in Tulsa, OK...begins seventh season as minor league hitting coordinator after serving as hitting coach at Triple-A Rochester in 2005...was hitting coach at Triple-A Salt Lake, 1997-2000...played on Team USA during the 1977 World Cup Games in Nicaragua...selected by Pittsburgh in First Round of 1977 Secondary Phase free agent draft...named *Sporting News* First-Team College All-American Shortstop in 1978...signed with California in seventh round of June, 1978 free agent draft from Oral Roberts University...named Topps' Single-A Shortstop of the Year in 1979...coach of 1992 NCAA Division I National Champions at Pepperdine...served as associate scout in Chicago Cubs' organization, 1995-96...1985 graduate of University of Oklahoma with a degree in Physical Education...1994 graduate of Azusa Pacific University with a master's degree in Education.

SPRINGMAN'S MINOR LEAGUE TOTALS

Years	AVG	G	AB	R	H	2B	3B	HR	RBI	BB	SO
3 years	.274	217	796	117	218	52	7	15	123	74	144

ERIC RASMUSSEN

MINOR LEAGUE PITCHING COORDINATOR

Born March 22, 1952...wife Linda, twin sons Derek and Brock, and Michael...resides in Cape Coral, FL...begins 22nd season with the organization and fourth as minor league pitching coordinator...served as the pitching coach for Ft. Myers for 10 seasons (1999-2008)...prior to that, he was the pitching coach for New Britain (1998), Ft. Myers (1996-97) and GCL Twins (1991-95)...minor league pitching coach for Cleveland (1988-89)...selected by St. Louis in 32nd round of June, 1973 free agent draft from University of New Orleans where he was first team All-American...passed up fourth round selection by Boston in the January 1971 free agent draft from Indian Hills Community College in Centerville, IA...played three seasons for St. Louis before being traded to San Diego in 1978...played two seasons in Mexico before being purchased again by St. Louis in 1982...signed as free agent with Kansas City in 1983...holds Major League record by pitching a shutout in first National League game July 21, 1975, and first American League game August 6, 1983.

RASMUSSEN'S MAJOR LEAGUE TOTALS

Year	Club	W-L	ERA	G	GS	CG	SHO	SV	IP	H	R	ER	BB	SO
1975-83	StL., S.D., K.C.	50-77	3.85	238	144	27	12	5	1017.2	1033	489	435	309	489

PAUL MOLITOR

MINOR LEAGUE BASERUNNING/INFIELD COORDINATOR

Born August 22, 1956...wife Destini, daughters Blaire and Julia, sons Joshua and Ben...resides in Edina, MN...begins ninth season as minor league baserunning/infield coordinator (2003, 2005-10)...was Twins' bench coach from 2000-01...1974 graduate of Cretin High School in St. Paul...attended University of Minnesota, where he was All-Conference in his last two seasons...played 21 Major League seasons with Milwaukee, Toronto and Minnesota...is one of only six players in Major League history (Ty Cobb, Honus Wagner, Eddie Collins, Lou Brock and Ricky Henderson) to amass at least 3,000 hits and 500 stolen bases in a career...ranks eighth on baseball's All-Time list in hits, 11th in doubles, 13th in at-bats, 18th in runs, 30th in games and 37th in stolen bases...member of 1993 World Series Champion Toronto Blue Jays, earning World Series MVP honors...seven-time American League All-Star...inducted into National Baseball Hall of Fame in 2004.

MOLITOR'S MAJOR LEAGUE TOTALS

Years	Club	AVG	G	AB	R	H	2B	3B	HR	RBI	BB	SO
1978-98	Mil., Tor., Min.	.306	2683	10385	1782	3319	605	114	234	1307	1094	1244

TONY OLIVA

MINOR LEAGUE HITTING INSTRUCTOR

Born July 20, 1938...wife Gordette, daughter Anita, sons Pedro and Ricardo...resides in Bloomington, MN...begins 20th season as minor league hitting instructor...Twins' hitting coach, 1986-91...Twins' first base coach in 1985...Twins' minor league hitting instructor 1979-84...Twins' first base coach and batting instructor, 1977-78...player/coach for Twins, 1976...signed with Minnesota as free agent from Cuba, July 24, 1961...played 13-plus Major League seasons as outfielder/designated hitter for Minnesota...American League Rookie of the Year in 1964...three-time American League Batting Champion, 1964, '65 and '71...led American League in hits, 1964, '66, '69 and '70...two-time *Sporting News* Player of the Year, 1965 and 1971...played in two ALCS' (1969-70) and one World Series (1965)...eight-time American League All-Star...inducted into Twins' Hall of Fame in 2000.

OLIVA'S MAJOR LEAGUE TOTALS

Years	Club	AVG	G	AB	R	H	2B	3B	HR	RBI	BB	SO
1962-76	Minnesota	.304	1676	6301	870	1917	329	48	220	947	448	645

JOSE MARZAN

LATIN AMERICA COORDINATOR

Born November 5, 1965...wife Marvella, son Jonah...resides in Ft. Myers, FL...begins eighth year as Latin America Coordinator after managing Ft. Myers for five years (2000-04)...has a career record of 641-579 (.525) as a minor league manager...managed Single-A Quad City in 1999 and Single-A Ft. Wayne in 1998, leading both teams to the playoffs...has been affiliated with Twins' organization for 19 years...managed rookie-level Elizabethton, 1996-97...was coach for Single-A Ft. Myers in 1995 and managed Gulf Coast League Twins, 1993-94...began coaching career in 1992 as coach for the GCL Twins...was selected by Minnesota in the 16th round of the June 1987 free agent draft from Florida State University...named Best Defensive First Baseman by California League managers while playing for Visalia in 1989...retired from playing after 1991 season.

MARZAN'S MINOR LEAGUE TOTALS

Years	AVG	G	AB	R	H	2B	3B	HR	RBI	BB	SO
5 years	.256	402	1199	183	307	53	6	13	158	181	163

LANNING TUCKER

MINOR LEAGUE TRAINER AND REHAB COORDINATOR

Born January 9, 1966...wife Jhanna, sons Tucker and Bryan...resides in Ft. Myers, FL...begins his 14th season in this post and 21st overall with the Twins...he spent time training at several professional levels, including Elizabethton ('92-'93), Ft. Myers ('94-'95, '98), Hardware City ('96), New Britain ('97), and has been head minor league trainer and rehab coordinator for Twins since 1999...earned Bachelor of Science degree in Health Education, Psychology and Athletic Training at Texas A&M University (1983-87) and earned his Master's Degree in Sports Medicine from United States Sports Academy (1991-92).

JOHN KERTIS

MINOR LEAGUE STRENGTH AND CONDITIONING COORDINATOR

Born March 19, 1975...wife Julie, daughter Emma...resides in Ft. Myers, FL...begins his sixth season as the Twins' minor league strength and conditioning coordinator...served as minor league strength and conditioning intern for the Twins from 2002-06...earned degree in Exercise Physiology from Florida International University in Miami, FL...drafted by the Texas Rangers in the 17th round of June 1996 free agent draft...played in Rangers' minor league system from 1996-99.

AAA—ROCHESTER RED WINGS

GENE GLYNN

MANAGER

Born September 22, 1956...wife Julie, sons Gino and Christopher...resides in Waseca, MN...begins first season in the Twins' organization and first as Rochester's manager after serving as a pro scout for the Tampa Bay Rays from 2007-2011...spent nine of his 12 seasons as a Major League coach as third base coach...served as third base coach for the San Francisco Giants (2003-2006) and Chicago Cubs (2000-2002)...served as first base coach for the Montreal Expos in 1999...served as third base coach for the Colorado Rockies (1996-1998)...began the 1995 season as the Rockies Minor League Field Coordinator (also in this role in 1993), but following Don Zimmer's resignation, was promoted to role of first base coach for the Rockies...made Major League coaching debut as Rockies first base coach in 1994...served as manager for Single-A Bend Rockies in 1992 and won division title...was the manager for San Diego's Single-A affiliate in Spokane from 1990-1991 and was named Northwest League Manager of the Year in 1990 after team went 49-27 and won a league championship...was a minor league coach/manager for the Montreal Expos system from 1985-1989 at various levels...made his coaching debut in Montreal system as a player/coach for triple-A Indianapolis...was signed by the Montreal Expos as a non-drafted free agent in 1979...played seven seasons in the minor leagues...attended Minnesota State University-Mankato from 1975-1979 where he played baseball and basketball...graduated from Waseca (MN) high school in 1975 where he was an All-American in both basketball and baseball and was also named "Mr. Basketball" in Minnesota.

GLYNN'S MINOR LEAGUE TOTALS

Years	AVG	G	AB	R	H	2B	3B	HR	RBI	BB	SO
7 years	.230	525	1340	173	308	48	11	7	101	184	153

RECORD AS MANAGER

Year	Club	League	W	L	Pct.	Finish
1986	Jacksonville	New York-Penn	30	46	.395	4th
1987	Jacksonville	New York-Penn	44	33	.571	2nd
1990	Spokane	Northwest	49	27	.645	1st, League Champions
1991	Spokane	Northwest	24	52	.316	4th
1992	Bend	Northwest	43	33	.566	1st, Division Champions
Minor League Totals			190	191	.499	

BOBBY CUELLAR

PITCHING COACH

Born August 20, 1952...wife Nora, daughters Tiffany and Emma and son Bobby...resides in Alice, TX...begins ninth season in the Twins' organization and fourth consecutive as the Red Wings pitching coach after serving as Double-A New Britain's manager in 2008 (64-77)...Rochester's pitching coach for four seasons (2002-05) prior to being named the bullpen coach for the Pittsburgh Pirates (2006-07)...was pitching coach for Texas Rangers (2001), Montreal Expos (1997-2000) and Seattle Mariners (1995-96)...was coach in Mariners minor league system 1983-94, spending 1994 as pitching coach at Calgary...was the organization's roving instructor (1992-93) and pitching coach at Jacksonville (1991), Williamsport (1989-90), San Bernardino (1988), Calgary (1985), Salt Lake (1984) and Bakersfield (1983)...managed Wausau in the Midwest League in 1986 and 1987, going 73-66 with a first place and second place finish...selected by Texas Rangers in 29th round of June 1974 free agent draft as a right-handed pitcher from the University of Texas...played nine years in Rangers and Indians systems, appearing in four games for Texas in 1977.

CUELLAR'S MAJOR LEAGUE TOTALS

Year	Club	W-L	ERA	G	GS	CG	SHO	SV	IP	H	R	ER	BB	SO
1977	Texas	0-0	1.29	4	0	0	0	0	7.0	4	1	1	2	3

TOM BRUNANSKY

HITTING COACH

Born August 20, 1960...wife Colleen...sons Jason, Ryan and Thomas and daughters Alexa and Erin...resides in Poway, CA...begins his second full season in the Twins organization after joining the GCL Twins in July of 2010 and spending 2011 as hitting coach for New Britain...coached high school baseball at Poway High School (CA) from 2005-10...played 14 seasons in the Major Leagues with California, Minnesota, St. Louis, Boston and Milwaukee...was drafted in the first round (14th overall) of the 1978 First-Year Player Draft by California...traded to Minnesota in 1982...an All-Star in 1985 and member of the 1987 World Champion Minnesota Twins...named one of the 50 Greatest Twins in 2010...ranks ninth on the Twins All-Time home run list and 13th in walks.

BRUNANSKY'S MAJOR LEAGUE TOTALS

Years	Club	AVG	G	AB	R	H	2B	3B	HR	RBI	BB	SO
1981	California	.152	11	33	7	5	0	0	3	6	8	10
1982-88	Minnesota	.250	916	3313	450	829	154	13	163	469	394	589
1988-90	St. Louis	.238	320	1136	141	270	54	7	43	166	150	199
1990-92, '94	Boston	.252	457	1555	184	392	89	10	56	249	192	321
1993-94	Milwaukee	.187	96	252	22	47	9	3	6	29	26	68
14 years		.245	1800	6289	804	1543	306	33	271	919	770	1187

RICCARDO INGRAM

HITTING INSTRUCTOR

Born September 10, 1966...wife Allison, daughters Kacey and Kristen...resides in Lilburn, GA...returns for his 15th season in the organization, his third as Triple-A and Double-A Hitting Instructor...was a coach at Rochester in 2008 and '09...spent the 2007 season managing New Britain and the 2006 season managing Ft. Myers...was manager of the GCL Twins in 2004...was coach at New Britain (2003), Ft. Myers (2000-2002), Quad City (1999) and Ft. Wayne (1998)...ended playing career as outfielder following the 1996 season...selected by Detroit in fourth round of June 1987 draft from Georgia Tech...was 1986 Atlantic Coast Conference Athlete of the Year...was All-ACC outfielder in 1987 and pre-season All-American defensive back for the Yellow Jackets...played seven seasons in Detroit organization, 1988-94...played for Salt Lake in Minnesota organization and led all Triple-A hitters in batting (.348) in 1995...batted .270 with 74 home runs and 428 rbi in nine minor league seasons...made appearances in Major Leagues for Detroit in 1994 and Minnesota in 1995.

INGRAM'S MAJOR LEAGUE TOTALS

Years	Club	AVG	G	AB	R	H	2B	3B	HR	RBI	BB	SO
1994	Detroit	.217	12	23	3	5	0	0	0	2	1	2
1995	Minnesota	.125	4	8	0	1	0	0	0	1	2	1
2 years		.194	16	31	3	6	0	0	0	3	3	3

ROCHESTER RED WINGS

One Morrie Silver Way,
Rochester, New York 14608
(585) 454-1001 FAX: (585) 454-1056

International League - AAA (10th year)

President/CEO.....	Naomi Silver
General Manager.....	Dan Mason
Media Relations.....	Chuck Hinkel
Stadium.....	Frontier Field
Capacity.....	10,840
Manager.....	Gene Glynn
Pitching Coach.....	Bobby Cuellar
Hitting Coach.....	Tom Brunansky
Roving Hitting Instructor.....	Riccardo Ingram
Trainer.....	Chad Jackson



Red Wings '11 Record.....53-91
(6th place)

GENE GLYNN

MANAGER

Named manager
12/1/11, replacing
Tom Nieto



2011 FINAL STATISTICS

PLAYER	AVG	G	AB	R	H	2B	3B	HR	RBI	SH	SF	HB	BB	SO	SB	CS	E	OBP
Bailey, Jeff	.252	127	428	65	108	24	6	15	63	0	3	10	61	99	7	2	3	.357
Bates, Aaron	.316	106	358	57	113	23	0	7	37	1	3	5	53	90	1	1	3	.408
Brown, Matthew	.225	34	129	12	29	7	1	3	10	1	0	1	10	41	1	1	6	.286
Chang, Ray	.269	42	167	18	45	7	0	2	17	4	2	0	14	26	0	0	2	.322
Dinkelmann, Brian	.243	127	469	54	114	27	1	3	41	1	4	7	45	93	7	2	5	.316
Fernandez, Jair	.250	17	48	6	12	6	0	1	8	0	0	0	5	14	1	0	0	.321
Gardenhire, Toby	.247	103	332	30	82	14	0	4	40	10	1	1	18	46	1	1	14	.287
Hollimon, Mike	.257	29	101	22	26	8	3	2	10	1	0	1	18	24	1	0	1	.375
Holm, Steve	.179	47	151	13	27	6	0	1	13	2	2	2	17	38	0	0	2	.267
Hughes, Luke	.231	30	117	16	27	6	1	4	11	0	2	0	10	18	2	0	4	.287
Kubel, Jason	.333	5	18	3	6	1	0	1	2	0	0	0	3	4	0	0	0	.429
Lambin, Chase	.274	134	471	49	129	24	5	6	46	2	5	8	45	112	1	6	26	.344
Lehmann, Danny	.204	43	137	11	28	5	0	2	13	1	0	4	11	21	0	0	3	.283
Martin, Dustin	.265	136	490	64	130	26	5	15	69	0	5	5	54	108	9	9	3	.341
Morneau, Justin	.367	7	30	8	11	4	0	1	8	0	0	0	1	2	0	0	2	.387
Nishioka, Tsuyoshi	.333	3	12	0	4	1	0	0	1	0	0	0	2	1	0	0	0	.429
Plouffe, Trevor	.313	51	192	33	60	11	3	15	33	1	3	3	21	39	3	1	5	.384
Reed, Jeremy	.000	4	15	0	0	0	0	0	0	2	0	0	1	2	0	0	0	.063
Repko, Jason	.216	10	37	4	8	1	0	2	5	0	1	0	6	11	2	0	1	.318
Revere, Ben	.303	32	132	15	40	3	1	1	9	2	0	1	6	11	8	2	3	.338
Rivera, Rene	.268	43	149	15	40	12	0	5	24	3	1	2	11	27	0	0	3	.325
Roberts, Brandon	.267	71	255	28	68	9	2	2	17	1	1	6	14	41	14	8	0	.319
Romero, Nicholas	.000	1	2	1	0	0	0	0	1	0	0	0	2	1	0	0	0	.500
Singleton, Steve	.252	41	143	17	36	8	1	3	17	1	1	3	6	25	1	1	4	.294
Span, Denard	.205	10	39	4	8	1	0	0	2	1	0	0	0	5	3	0	0	.205
Tolbert, Matt	.136	17	59	7	8	1	1	0	3	2	2	0	10	11	5	3	3	.254
Tosent, Rene	.226	73	274	30	62	14	0	6	32	2	1	2	20	68	4	0	4	.283
Young, Delmon	.290	9	31	5	9	3	0	2	5	0	0	0	1	5	0	0	0	.313
Totals	.257	144	4786	587	1230	252	30	103	537	38	37	61	465	983	71	37	107	.328

PITCHER	W	L	ERA	G	GS	CG	SH	SV	IP	H	R	ER	HR	HB	SO	WP	BK	BAA		
Baldwin, Andrew	7	13	5.51	25	24	2	0	0	143.2	160	92	88	33	1	34	107	1	0	.279	
Bazardo, Yorman	0	1	4.71	9	3	0	0	0	21.0	21	11	11	3	5	8	17	1	1	.266	
Burnett, Alex	0	0	7.36	4	0	0	0	1	3.2	5	3	3	1	0	1	3	0	0	.333	
DeVries, Cole	4	2	3.90	30	2	0	0	0	62.1	74	30	27	4	0	18	42	0	0	.298	
Diamond, Scott	4	14	5.56	23	23	2	0	0	123.0	158	85	76	11	1	36	90	4	1	.311	
Diamond, Thomas	0	4	8.25	7	5	0	0	0	24.0	32	22	22	6	0	15	27	0	0	.320	
Dumatrait, Phil	0	1	1.15	15	0	0	0	4	15.2	10	4	2	1	1	11	12	0	0	.179	
Gardenhire, Toby	0	0	0.00	1	0	0	0	0	1.0	1	0	0	0	0	0	0	0	0	.250	
Gibson, Kyle	3	8	4.81	18	18	0	0	0	95.1	109	57	51	11	1	27	91	5	0	.282	
Gutierrez, Carlos	2	3	4.62	43	0	0	0	0	62.1	60	41	32	2	3	31	57	6	0	.246	
Hacker, Eric	7	14	6.10	26	25	0	0	0	135.2	161	103	92	18	12	50	98	7	0	.294	
Hendriks, Liam	4	4	4.56	9	9	0	0	0	49.1	52	26	25	0	2	3	30	1	1	.277	
Hoey, Jim	1	3	3.83	33	0	0	0	9	42.1	32	20	18	6	1	21	38	5	0	.211	
Hughes, Dusty	3	1	4.29	43	2	0	0	1	56.2	55	32	27	6	2	24	68	1	0	.251	
James, Chuck	3	2	2.30	38	0	0	0	1	62.2	49	16	16	4	1	27	67	6	0	.213	
Manship, Jeff	1	2	4.32	11	3	0	0	0	25.0	24	12	12	4	0	4	21	1	0	.245	
Mullins, Ryan	1	4	8.80	7	6	0	0	0	29.2	47	30	29	6	2	10	24	2	0	.362	
Nathan, Joe	0	0	0.00	3	1	0	0	0	3.0	2	1	0	0	0	1	5	0	0	.200	
Oliveros, Lester	0	0	3.00	2	0	0	0	0	3.0	2	1	1	1	0	0	4	0	0	.182	
Perkins, Glen	0	0	0.00	2	1	0	0	0	3.0	4	0	0	0	0	0	2	0	0	.333	
Slama, Anthony	3	2	2.92	27	0	0	0	1	37.0	27	15	12	4	3	16	42	3	0	.201	
Slowey, Kevin	1	2	3.55	7	7	0	0	0	38.0	44	16	15	3	5	5	29	1	0	.288	
Stevens, Jake	1	2	4.70	29	3	0	0	0	53.2	68	38	28	6	1	21	50	2	0	.298	
Stutbergen, Tom	1	0	1.80	1	1	0	0	0	5.0	4	2	1	1	0	0	5	0	0	.200	
Suarez, Deivys	0	3	6.48	5	5	0	0	0	25.0	27	18	18	4	1	10	11	4	0	.273	
Szwarcak, Anthony	2	1	3.90	6	6	1	0	0	32.1	35	14	14	3	0	7	25	0	0	.267	
Tarsi, Michael	0	0	0.00	2	0	0	0	0	3.0	0	0	0	0	0	3	0	0	0	.000	
Waldrop, Kyle	5	5	3.87	56	0	0	0	3	79.0	84	39	34	7	4	18	44	4	0	.276	
Totals	53	91	4.76	144	144	5	7	20	1235.1	1347	728	654	145	46	401	100	9	54	3	.276

MINOR LEAGUES

AA—NEW BRITAIN ROCK CATS

JEFF SMITH

MANAGER

Born June 17, 1974...wife Ronna, sons Cooper and Cutter...resides in Naples, FL...begins his third season as New Britain's manager and seventh season as a manager in the Twins' system...Ft. Myers manager from 2008-09 and was named FSL Manager of the Year in 2009 leading the Miracle to a 80-58 overall record...manager for Beloit from 2006-07...was hitting coach of GCL Twins in 2005...was a catcher in Twins' organization from 1996-2002...played for Boston and Texas organizations from 2003-04...playing career ended prior to 2005 season after major left knee injury...originally drafted by the Twins in the 20th round of the June 1995 free agent draft out of Stetson University.

SMITH'S MINOR LEAGUE TOTALS

Years	AVG	G	AB	R	H	2B	3B	HR	RBI	BB	SO
9 years	.282	658	2130	242	600	115	3	44	285	151	343

RECORD AS MANAGER

Year	Club	League	W	L	Pct.	Finish
2006	Beloit	Midwest	74	64	.536	4th overall/2nd in division
2007	Beloit	Midwest	79	61	.584	2nd overall/1st in division
2008	Ft. Myers	Florida State	77	59	.566	1st overall/3rd in division
2009	Ft. Myers	Florida State	80	58	.580	1st overall/1st in division
2010	New Britain	Eastern League	44	98	.310	12th overall/6th in division
2011	New Britain	Eastern League	72	70	.507	7th overall/3rd in division
Minor League Totals			426	410	.510	

POST-SEASON PLAY

Year	Club	League	W	L	Pct.	Results
2006	Beloit	Midwest	1	2	.333	Lost to Peoria 2-1 in playoffs
2007	Beloit	Midwest	6	3	.666	Lost to West Mich. 3-2 in finals
2008	Ft. Myers	Florida State	3	3	.500	Lost to Daytona in the finals
2009	Ft. Myers	Florida State	1	2	.333	Lost to Charlotte in 1st round
Post-Season Totals			11	10	.524	

STU CLIBURN

PITCHING COACH

Born December 19, 1956...wife Cyndi...resides in Ft. Myers, FL...begins 11th season as pitching coach at New Britain and fourth consecutive after spending 2006-08 as Rochester's pitching coach...2011 marks his 20th season in the Twins' organization...was pitching coach for Double-A New Britain from 1999-2005...was pitching coach for Single-A Ft. Myers in 1998 and was pitching coach for Wilmington of the Maryland Fall League in 1998...was pitching coach for Single-A Ft. Wayne, 1994-97...was pitching coach for Scottsdale in 1996 Arizona Fall League...was pitching coach for rookie-level Elizabethton in 1993...was pitching coach for California's Single-A affiliate Palm Springs, 1991-92...selected by Pittsburgh in fourth round of June 1977 free agent draft from Delta State University (MS)...signed as free agent by California in 1982...was 9-3, with a 2.09 ERA and six saves in 1985...was California Angels' Rookie of the Year by Baseball Writers Association of Southern California and finished fifth in American League Rookie of the Year voting.

CLIBURN'S MAJOR LEAGUE TOTALS

Year	Club	W-L	ERA	G	GS	CG	SHO	SV	IP	H	R	ER	BB	SO
1984-88	California	13- 5	3.11	85	1	0	0	6	185.0	173	73	64	59	91

RUDY HERNANDEZ

COACH

Born April 9, 1968...wife Andrea, son Bryan...resides in Maracay, VZ...begins his 12th season in the Twins organization...2012 marks his second stint as coach for New Britain after coaching for the Rock Cats in 2010...was coach for GCL Twins in 2009 and 2011...coach at Beloit from 2005-08 and was a coach for Quad City in 2004...managed GCL Twins, 2002-03...managed Elizabethton in 2001...named Appalachian League Manager of the Year after 41-22 first-place finish in 2001...managed San Joaquin in Venezuelan Summer League in 2000...managed Aragua in Venezuelan Winter League in 1999 and 2000...has career minor league managerial record of 139-102 (.577)...coordinator of instruction at Twins Venezuelan Academy, 1996-2000...played three years of summer ball in Venezuela, 1993-96...played in Mexican League, 1992...signed as free agent with New York Mets, 1986...played five seasons in minor leagues as infielder/outfielder, 1987-91.

HERNANDEZ'S MINOR LEAGUE TOTALS

Years	Club	AVG	G	AB	R	H	2B	3B	HR	RBI	BB	SO
5 years		.250	493	1637	234	410	55	14	3	156	205	2598

RICCARDO INGRAM

HITTING INSTRUCTOR

See page 334

TWINS SCOUTING & MINOR LEAGUE DIRECTORS

Scouting Directors

- Deron Johnson (2008-present)
- Mike Radcliff (1994-2007)
- Larry Corrigan (1992-93)
- Terry Ryan (1986-91)
- George Brophy (1970-85)
- Sherry Robertson (1961-69)



Minor League Directors

- Jim Rantz (1986-present)
- George Brophy (1970-85)
- Sherry Robertson (1961-69)

NEW BRITAIN ROCK CATS

P.O. Box 1718,
New Britain, CT 06050
(860) 224-8383 FAX: (860) 225-6267

Eastern League - AA (18th year)

President/CEO & General Manager Bill Dowling
Media Relations Bob Dowling
Stadium New Britain Stadium
Capacity 6,146
Manager Jeff Smith
Pitching Coach Stu Cliburn
Hitting Coach Rudy Hernandez
Roving Hitting Instructor Riccardo Ingram
Trainer Larry Benese



Rock Cats '11 Record 72-70
(3rd place)

JEFF SMITH

MANAGER

Named manager
10/21/09, replacing
Tom Nieto



2011 FINAL STATISTICS

PLAYER	AVG	G	AB	R	H	2B	3B	HR	RBI	SH	SF	HB	BB	SO	SB	CS	E	OBP
Benson, Joe	.285	111	400	69	114	28	4	16	67	0	3	13	56	109	13	9	2	.388
Bigley, Evan	.253	133	487	59	123	34	3	7	56	3	3	8	35	108	5	6	11	.311
Cates, Chris	.205	79	200	25	41	8	0	0	11	3	2	1	14	22	0	2	12	.258
Chang, Ray	.270	23	89	10	24	9	0	1	22	0	1	2	5	14	1	1	3	.320
de San Miguel, Allan	.190	13	42	5	8	2	0	0	2	1	0	0	3	15	0	0	1	.244
Dolenc, Mark	.266	131	418	40	111	15	5	3	47	6	5	7	31	125	17	12	6	.323
Dozier, Brian	.318	78	311	60	99	22	7	7	34	7	0	5	28	46	11	7	5	.384
Fernandez, Jair	.205	25	78	11	16	3	0	1	11	1	0	1	15	26	0	0	1	.340
Hanson, Nathan	.238	60	202	21	48	13	1	2	22	1	8	2	16	27	1	0	1	.289
Herrmann, Chris	.258	97	337	53	87	14	5	7	46	3	0	2	64	68	9	3	7	.380
Hollimon, Mike	.223	97	349	60	78	11	2	16	52	1	4	0	46	94	9	2	10	.311
Lehmann, Danny	.309	20	55	11	17	6	0	0	4	2	1	1	7	9	0	1	3	.391
Parmelee, Chris	.287	142	530	76	152	30	5	13	83	0	9	3	68	94	0	1	6	.366
Rohlfing, Daniel	.247	54	166	19	41	7	0	0	21	1	0	0	12	33	1	2	2	.298
Romero, Deibinson	.256	121	414	55	106	27	2	11	58	4	7	7	40	93	1	2	22	.327
Singleton, Steve	.295	41	166	24	49	17	0	3	13	0	2	4	6	14	2	2	2	.331
Sofarte, Yangervis	.329	121	459	64	151	36	3	7	49	7	2	5	24	38	5	4	11	.367
Totals	.269	142	4703	662	1265	282	37	94	598	40	47	61	470	935	75	54	118	.340

PITCHER	W	L	ERA	G	GS	CG	SH	SV	IP	H	R	ER	HR	HB	BB	SO	WP	BK	BAA
Albers, Andrew	4	1	2.91	1	5	0	0	0	43.1	44	15	14	0	5	7	34	2	0	.270
Arias, Santos	1	0	9.90	1	2	0	0	0	30.0	51	38	33	4	2	19	15	3	1	.375
Bromberg, David	1	3	6.08	8	7	0	0	0	37.0	50	25	25	3	4	15	23	2	0	.336
Cates, Chris	0	0	27.00	2	0	0	0	0	2.2	7	8	8	2	0	4	3	0	0	.500
Darnell, Logan	1	1	5.58	5	5	0	0	0	30.2	38	26	19	3	5	4	20	2	0	.317
Davis, Tony	2	2	2.57	17	0	0	0	0	28.0	23	9	8	1	3	12	24	2	0	.225
Dean, Pat	0	1	4.50	1	1	0	0	0	6.0	9	3	3	0	0	1	3	0	0	.346
DeVries, Cole	0	0	2.28	15	0	0	0	9	27.2	17	9	7	3	0	5	33	1	0	.170
Guerra, Deolis	8	7	5.59	37	10	0	0	1	95.0	102	67	59	11	4	28	95	11	0	.273
Hauser, Matthew	0	0	3.38	1	0	0	0	0	2.2	3	1	1	0	0	0	4	0	0	.273
Hendriks, Liam	8	2	2.70	16	15	2	0	0	90.0	85	30	27	5	3	18	81	0	0	.248
Hirschfeld, Steve	8	8	3.73	30	21	0	0	1	128.0	117	54	53	10	4	43	90	3	1	.246
Jacobson, Brett	5	6	4.56	38	13	1	1	1	100.2	86	56	51	9	9	58	80	14	1	.240
Langigan, Bobby	8	9	4.45	27	27	0	0	0	153.2	184	93	76	13	12	40	101	5	0	.299
Martin, Blake	3	6	6.23	22	10	0	0	0	60.2	63	48	42	4	5	58	45	9	0	.275
Mullins, Ryan	1	0	0.00	1	0	0	0	0	3.0	2	0	0	0	0	1	2	0	0	.182
Osterbrock, Daniel	0	0	18.47	2	2	0	0	0	6.1	14	14	13	2	3	5	2	0	0	.438
Pugh, Bruce	0	3	9.33	13	0	0	0	4	18.1	20	19	19	4	3	16	21	4	0	.282
Robertson, Tyler	10	3	3.61	55	0	0	0	16	89.2	87	42	36	6	3	29	88	13	1	.252
Schuld, Matt	2	2	8.12	17	5	0	0	1	41.0	55	39	37	6	8	21	27	2	0	.331
Steedley, Spencer	4	5	4.52	30	7	0	0	0	63.2	75	33	32	3	4	30	50	11	0	.302
Stevens, Jake	1	3	6.59	16	0	0	0	2	27.1	36	20	20	6	2	11	20	2	0	.321
Suarez, Deivys	1	6	5.48	12	12	0	0	0	65.2	70	48	40	7	2	28	35	4	1	.271
Tarsi, Michael	3	0	4.22	26	0	0	0	1	32.0	37	24	15	1	1	19	26	4	1	.282
Watts, Dakota	1	2	7.86	23	0	0	0	2	34.1	42	34	30	3	4	19	28	1	2	.294
Totals	72	70	4.93	142	142	3	8	38	1217.1	1317	755	667	106	86	491	950	95	8	.278

TWINS MINOR LEAGUERS - 2012 BASEBALL AMERICA RANKINGS

PLAYER	POS	RANK	CATEGORY
Oswaldo Arcia	OF	15th	Prospect in the Florida State League
Chris Parmelee	1B	1st	Best Defensive First Baseman in the Eastern League
Aaron Hicks	OF	1st	Best Outfield Arm in Florida State League
		18th	Prospect in the Florida State League
Miguel Sano	IF	1st	Prospect in the Appalachian League
Eddie Rosario	OF	5th	Prospect in the Appalachian League
Madison Boer	RHP	17th	Prospect in the Appalachian League

Note: Players ranked after 2011 season.

A—FT. MYERS MIRACLE

JAKE MAUER

MANAGER

Born December 20, 1978...wife Rachel, daughter Lauren Joann, son Jake William...resides in Shoreview, MN...begins his fifth season as a manager in the organization and third for Ft. Myers...managed the GCL Twins from 2008-09...led the GCL Twins to a wild card victory in 2008 and won the South Division in 2009...was the coach of GCL Twins from 2006-07...was 23rd round draft pick by the Twins in June, 2001 free agent draft...played five seasons in Twins minor league system...attended the University of St. Thomas in St. Paul, MN...brother of Twins catcher Joe Mauer...brother Bill signed with the Twins as a free agent in 2003 and played parts of three seasons in the Twins minor league system.

MAUER'S MINOR LEAGUE TOTALS

Years	AVG	G	AB	R	H	2B	3B	HR	RBI	BB	SO
5 years	.265	365	1033	128	274	34	2	0	82	89	100

RECORD AS MANAGER

Year	Club	League	W	L	Pct.	Finish
2008	GCL Twins	Gulf Coast	35	21	.625	2nd in division/wild card winner
2009	GCL Twins	Gulf Coast	34	21	.618	1st in division
2010	Ft. Myers	Florida State	64	75	.464	4th in division/9th overall
2011	Ft. Myers	Florida State	63	76	.453	5th in division/10th overall
Minor League Totals			196	193	.504	

POST-SEASON PLAY

Year	Club	League	W	L	Pct.	Results
2008	GCL Twins	Gulf Coast	0	1	.000	Lost to GCL Nationals in semi-finals
2009	GCL Twins	Gulf Coast	0	1	.000	Lost to GCL Nationals in semi-finals
Post-Season Totals			0	2	.000	

STEVE MINTZ

PITCHING COACH

Born November 24, 1968...wife Cathi...daughter Abby, sons Hunter and Jacob...resides in Leland, NC...begins fourth season as pitching coach at Ft. Myers after spending time as the pitching coach at New Britain in 2008 and Beloit in 2007...was pitching coach for GCL Twins, 2002-05...retired from pitching midway through 2001 season in Anaheim organization...spent latter half of 2001 as pitching coach for Angels short-season minor league teams...pitched 12 seasons professionally with Los Angeles, Boston, San Francisco, San Diego, Pittsburgh and Anaheim...made Major League debut May 18, 1995...first career Major League win, June 14, 1995 at Chicago (NL)...originally drafted as catcher by the Los Angeles Dodgers in the June 1990 Free Agent Draft.

MINTZ'S MAJOR LEAGUE TOTALS

Year	Club	W-L	ERA	G	GS	CG	SHO	SV	IP	H	R	ER	BB	SO
1995	San Francisco	1-2	7.45	14	0	0	0	0	19.1	26	16	16	12	7
1999	Anaheim	0-0	3.60	3	0	0	0	0	5.0	8	2	2	2	2
2 years		1-2	6.66	17	0	0	0	0	24.1	34	18	18	14	9

JIM DWYER

COACH

Born January 3, 1950...wife Cookie...sons Ryan, Rhett and Andrew and daughter Jaimie...resides in Cape Coral, FL...begins seventh season as coach at Ft. Myers...was Twins minor league roving hitting coordinator, 1997-2005...coached at Double-A New Britain, 1995-96...managed Single-A Ft. Wayne, 1993-94 and Kenosha in 1992...was hitting coach at Triple-A Portland in 1991...selected by St. Louis in 11th round of June 1971 free agent draft from Southern Illinois University...played 18 years as outfielder in Major Leagues with St. Louis, Montreal, New York (NL), San Francisco, Boston, Baltimore and two-plus seasons with Twins from 1988-90...collected 100th career pinch-hit with rbi-single, June 10, 1990 vs. Chicago White Sox...is 10th on the all-time list among Major Leaguers in pinch-hits (100)...earned accounting degree from Southern Illinois-Carbondale.

DWYER'S MAJOR LEAGUE TOTALS

Years	Club	AVG	G	AB	R	H	2B	3B	HR	RBI	BB	SO
1973-90	7 Teams	.260	1328	2761	409	719	115	17	77	349	402	402

TWINS' 2011 FULL SEASON LEADERS

Rochester - New Britain - Ft. Myers - Beloit

BATTING

AVG	Yangervis Solarte, New Britain	.329
G	Chris Parmelee, New Britain	142
AB	Chris Parmelee, New Britain	530
R	Brian Dozier, Ft. Myers/New Britain	92
H	Brian Dozier, Ft. Myers/New Britain	157
TB	Brian Dozier, Ft. Myers/New Britain	241
2B	Yangervis Solarte, New Britain	36
3B	Brian Dozier, Ft. Myers/New Britain	12
HR	Mike Hollimon, New Britain/Rochester	18
RBI	Chris Parmelee, New Britain	83
BB	Chris Herrmann, Ft. Myers/New Britain	79
SO	Lance Ray, Beloit	132
SB	Brian Dozier, Ft. Myers/New Britain & Daniel Santana, Beloit	24
SLG	Brian Dozier, Ft. Myers/New Britain	.491
OBP	Aaron Bates, Rochester	.408

PITCHING

W	B.J. Hermsen, Beloit/Ft. Myers	13
L	Eric Hacker, Rochester & Scott Diamond, Rochester	14
ERA	Adrian Salcedo, Beloit (minimum 100.0 ip)	2.93
G	Kyle Waldrop, Rochester	56
GS	Bobby Lanigan, New Britain	27
CG	3 tied	2
SV	Bruce Pugh, Ft. Myers/New Britain	17
IP	Bobby Lanigan, New Britain	153.2
BB	Blake Martin, Ft. Myers/New Britain	77
SO	Manuel Solimon, Beloit	120

QUALIFICATIONS: Batters (350-plus at-bats), Pitchers (100.0-plus innings)

FT. MYERS MIRACLE

14400 Six Mile Cypress Parkway,
Ft. Myers, FL 33912
(239) 768-4210 FAX: (239) 768-4211

Florida State League - A (21st year)

President Steve Gliner
General Manager Andrew Seymour
Media Relations and Promotions Gary Sharp
Stadium Hammond Stadium
Capacity 8,100
Manager Jake Mauer
Pitching Coach Steve Mintz
Coach Jim Dwyer
Trainer Chris Johnson



Miracle '11 Record 63-76
(1st half/2nd place, 2nd half/5th place)

JAKE MAUER

MANAGER

Named manager
10/21/09, replacing
Jeff Smith



2011 FINAL STATISTICS

PLAYER	AVG	G	AB	R	H	2B	3B	HR	RBI	SH	SF	HB	BB	SO	SB	CS	E	OBP
Arcia, Oswaldo	.263	59	213	27	56	14	2	8	32	0	2	3	9	53	1	1	3	.300
Beresford, James	.270	131	485	51	131	12	1	0	37	9	6	2	43	63	4	8	20	.328
Casilla, Alex	.000	1	2	0	0	0	0	0	0	0	0	0	0	0	0	0	0	.000
De Los Santos, Estarlin	.194	17	62	5	12	3	1	1	4	1	0	1	3	19	1	1	2	.242
Dozier, Brian	.322	49	180	32	58	11	5	2	22	3	2	6	27	20	13	4	8	.423
Goncalves, Jonathan	.227	94	300	40	68	16	2	0	23	11	2	4	47	66	8	3	2	.337
Hanson, Nathan	.267	52	206	24	55	12	0	4	29	0	1	3	16	31	0	0	2	.327
Hawkins, Jamaal	.232	51	155	15	36	11	0	0	10	4	0	4	10	48	1	2	3	.296
Herrmann, Chris	.310	24	87	14	27	5	1	1	16	2	2	0	15	6	1	0	1	.404
Hicks, Aaron	.242	122	443	79	107	31	5	5	38	3	3	1	78	110	17	9	8	.354
Hidalgo, Anderson	.274	100	347	45	95	22	1	6	44	4	2	4	27	65	0	2	12	.332
Kelly, Paul	.125	3	8	1	1	0	0	0	0	0	0	1	2	1	1	0	0	.364
Kubel, Jason	.000	2	3	0	0	0	0	0	0	1	0	0	3	0	0	0	0	.500
Liddle, Steven	.220	102	328	38	72	16	1	2	28	6	6	2	38	78	0	1	9	.299
Mauer, Joe	.261	7	23	3	6	2	0	1	6	0	0	1	3	1	0	0	0	.370
McCallum, Derek	.191	22	68	4	13	0	0	0	2	0	0	0	10	17	0	2	1	.295
Morales, Angel	.264	33	121	17	32	6	0	3	13	0	4	0	13	36	3	2	1	.326
Nishioka, Tsuyoshi	.333	4	12	4	4	1	0	0	1	0	0	1	2	2	1	0	2	.467
Pinto, Josmil	.262	64	221	21	58	11	1	5	32	0	1	2	12	36	1	0	1	.305
Rams, Daniel	.239	87	309	32	74	16	3	8	42	0	1	6	26	100	0	1	4	.310
Rohlfing, Daniel	.272	49	173	25	47	8	1	2	13	2	2	1	13	37	1	2	5	.323
Romero, Nicholas	.200	114	400	32	80	17	3	2	52	2	4	6	44	84	6	1	16	.286
Santana, Ramon	.244	50	164	19	40	13	1	3	22	1	0	4	10	46	0	1	2	.303
Williams, Reggie	.234	58	197	21	46	7	1	3	23	3	3	0	18	35	2	2	9	.294
Totals	.248	139	4507	549	1118	234	29	56	490	51	41	52	469	954	61	42	126	.323

PITCHER	W	L	ERA	G	GS	CG	SH	SV	IP	H	R	ER	HR	HB	BB	SO	WP	BK	BAA
Albers, Andrew	4	1	1.55	22	2	0	0	4	52.1	48	11	9	2	1	7	46	1	0	.247
Bowen, Ricky	1	2	3.83	20	3	0	0	1	40.0	36	22	17	3	3	16	48	5	0	.235
Darnell, Logan	8	3	4.17	15	15	0	0	0	86.1	95	43	40	6	3	25	46	9	2	.286
Dean, Pat	3	6	6.67	11	11	0	0	0	58.0	83	51	43	8	4	15	36	1	0	.332
Dempster, Clint	2	0	7.89	11	0	0	0	0	21.2	40	22	19	5	2	6	16	1	0	.388
Garcia, Jhon	3	5	3.82	33	9	0	0	2	77.2	82	40	33	6	4	30	62	5	1	.274
Hauser, Matthew	2	6	2.16	24	0	0	0	7	41.2	37	12	10	3	0	16	44	1	0	.237
Hermesen, B. J.	2	1	4.39	5	5	0	0	0	26.2	34	14	13	1	2	6	20	1	0	.312
Holbrooks, Kane	5	9	4.87	19	16	1	0	0	94.1	122	60	51	8	10	26	47	2	0	.318
Hunt, Shooter	2	0	7.38	28	0	0	1	4	42.2	40	42	35	3	5	61	46	16	0	.250
Ibarra, Edgar	5	10	5.16	32	16	1	1	0	106.1	133	73	61	13	7	49	77	12	0	.306
Liddle, Steven	0	0	0.00	1	0	0	0	0	1.1	1	0	0	0	0	1	1	0	0	.200
Martin, Blake	2	0	3.09	13	0	0	0	1	23.1	14	8	8	1	0	19	18	3	0	.182
Mullins, Ryan	0	2	8.64	4	2	0	0	0	8.1	9	9	8	2	1	4	5	2	0	.273
Munoz, Miguel	1	1	9.00	2	2	0	0	0	6.0	7	6	6	1	0	5	2	2	0	.318
Nelson, Cole	1	1	2.61	5	0	0	0	0	10.1	10	5	3	0	0	6	5	2	0	.250
Nelson, Cole	6	12	4.67	31	17	0	0	0	115.2	133	70	60	6	3	56	92	6	0	.295
Osterbrock, Daniel	2	0	2.95	4	3	0	0	0	18.1	19	7	6	1	1	2	9	1	0	.253
Pugh, Bruce	2	4	4.53	30	0	0	0	13	45.2	50	29	23	6	1	16	54	7	0	.279
Schuld, Matt	4	1	3.99	15	11	0	0	0	70.0	72	35	31	2	5	19	46	3	2	.263
Stowey, Kevin	0	1	3.75	4	4	0	0	0	12.0	9	5	5	1	0	1	9	0	0	.205
Stillings, Brad	2	3	6.96	14	8	0	0	0	42.2	58	37	33	5	2	22	29	1	0	.331
Stuifbergen, Tom	5	9	4.4	23	22	1	0	0	116.2	151	70	57	10	6	19	75	3	2	.319
Thielbar, Caleb	1	0	0.00	3	1	0	0	0	7.1	1	0	0	0	0	5	5	1	0	.042
Toppet, Brad	0	1	7.23	9	0	0	0	0	18.2	27	16	15	4	0	4	11	0	0	.329
Tomshaw, Matthew	0	0	2.13	7	4	0	0	0	25.1	24	7	6	1	2	4	10	1	0	.255
Tone, Matthew	2	5	5.37	40	1	0	1	1	63.2	65	40	38	4	6	44	52	11	1	.263
Watts, Dakota	2	2	4.60	25	0	0	0	8	31.1	32	16	16	1	1	14	25	1	0	.271
Wimmers, Alex	2	3	4.20	12	4	1	1	1	40.2	28	22	19	5	2	22	39	7	0	.189
Totals	63	76	4.56	139	139	4	8	39	1189.1	1327	702	603	102	68	464	883	99	8	.283

MINOR LEAGUES

A-BELOIT SNAPPERS

NELSON PRADA

MANAGER

Born February 22, 1976...resides in Barquisimeto, VZ...begins eighth year as manager in the Twins organization and his fifth for Beloit... managed GCL Twins from 2005-07...was coach at GCL Twins in 2004...was Twins Venezuela Academy Coordinator, 2001-2003 and managed VSL Twins in 2001 and 2003...began coaching career with the Twins after being released prior to the end of spring training in 1999...signed with Twins as non-drafted free agent in 1995 and played four minor league seasons.

PRADA'S MINOR LEAGUE TOTALS

Years	AVG	G	AB	R	H	2B	3B	HR	RBI	BB	SO
4 years	.247	135	453	40	112	26	2	6	51	16	85

RECORD AS MANAGER

Year	Club	League	W	L	Pct.	Finish
2005	GCL Twins	Gulf Coast	28	26	.519	T-2nd in division
2006	GCL Twins	Gulf Coast	26	27	.491	3rd in division
2007	GCL Twins	Gulf Coast	37	19	.661	1st in division
2008	Beloit	Midwest	71	67	.514	5th in division
2009	Beloit	Midwest	57	83	.407	8th in division
2010	Beloit	Midwest	71	65	.522	4th in division
2011	Beloit	Midwest	69	69	.500	3rd in division
Minor League Totals			359	356	.502	

POST-SEASON PLAY

Year	Club	League	W	L	Pct.	Results
2007	GCL Twins	Gulf Coast	0	1	.000	Lost to GCL Yankees in semi-finals
Post-Season Totals			0	1	.000	

GARY LUCAS

PITCHING COACH

Born November 8, 1954...wife Taffee, daughters Mindy, Holly and Karlee...resides in Rice Lake, WI...begins fifth consecutive season as Beloit's pitching coach and sixth season for Beloit overall, after serving as pitching coach for New Britain (2006-07), Beloit (2005) and Quad City (2000-04)...was pitching coach for Single-A Quad City (Hou.) in 1993-1994...was pitching coach for Single-A San Jose in 1991...was pitching coach for Single-A Clinton in 1992...selected by Cincinnati in first round of June 1973 supplemental draft...was drafted out of Chapman College by San Diego in 19th round of 1976 June draft...played in San Diego organization from 1976-1983...played for Montreal from 1984-85...played for California in 1986-1987...played in San Francisco organization in 1988.

LUCAS' MAJOR LEAGUE TOTALS

Year	Club	W-L	ERA	G	GS	CG	SHO	SV	IP	H	R	ER	BB	SO
1980-83	San Diego	18-33	2.90	230	18	0	0	49	428.1	390	165	138	142	262
1984-85	Montreal	6-5	2.98	104	0	0	0	9	120.2	117	49	40	44	73
1986-87	California	5-6	3.45	75	0	0	0	5	120.0	111	60	46	41	75
8 years		29-44	3.01	409	18	0	0	63	669.0	618	274	224	227	410

TOM WATKINS

COACH

Born June 18, 1980...resides in Ft. Myers, FL...begins his third season as a coach at the professional level...was selected by Minnesota in the 38th round of the June, 1998 First-Year Player Draft from Riverdale High School in Florida...played 12 seasons in the Twins organization and appeared in nine games for the Twins in 2007, playing a majority at third base prior to being displaced with a lower abdominal strain in late August.

WATKINS' MAJOR LEAGUE TOTALS

Years	Club	AVG	G	AB	R	H	2B	3B	HR	RBI	BB	SO
2007	Minnesota	.357	9	28	2	10	0	0	0	0	4	4

WATKINS' MINOR LEAGUE TOTALS

Years	AVG	G	AB	R	H	2B	3B	HR	RBI	BB	SO
12 years	.248	959	2847	426	705	134	8	31	290	321	489

TWINS' MINOR LEAGUE AFFILIATE HISTORY

TRIPLE-A	DOUBLE-A	HIGH SINGLE-A	LOW SINGLE-A	ROOKIE ADVANCED	LOW ROOKIE
Rochester, 2003-Edmonton, 2001-02 Salt Lake, 1994-00 Portland, 1987-93 Toledo, 1978-86 Tacoma, 1972-77 Portland, 1971 Evansville, 1970 Denver, 1965-69 Atlanta, 1964 Dallas-FW, 1962-63 Syracuse, 1961	New Britain, 1995- Nashville, 1992-94 Orlando, 1973-91 Charlotte, 1962-72 Nashville, 1961	Ft. Myers, 1992- Visalia, 1977-91 Reno, 1975-76 Lynchburg, 1970-74 Red Springs, 1969 Wilson, 1962-68 Charlotte, 1961	Beloit, 2005- Quad City, 1999-04 Ft. Wayne, 1993-98 Kenosha, 1984-92 Wis. Rapids, 1972-83 Ft. Lauderdale, 1973 Charlotte, 1972 Orlando, 1972 St. Cloud, 1965-71 Wis. Rapids, 1964-70 Auburn, 1967-70 Orlando, 1963-70 Thomasville, 1965-66 Bis-Man., 1962-64 Erie, 1961-63 Ft. Walton, 1961-62 Wilson, 1961	Elizabethhton, 1974- Geneva, 1973 Sarasota, 1964-72 Wytheville, 1961-63	GCL (Ft.M.), 1990- Sarasota, 1989 Bradenton, 1965 Melbourne, 1964

BELOIT SNAPPERS

2301 Skyline Dr.,
Beloit, WI 53511
(608) 362-2272 FAX: (608) 362-0418

Midwest League - A (8th year)

Chairman..... Dennis Conerton
President..... Perry Folts
General Manager..... Matthew Bosen
Media Relations..... Justin Waters
Stadium..... Pohlman Field
Capacity..... 3,500
Manager..... Nelson Prada
Pitching Coach..... Gary Lucas
Coach..... Tom Watkins
Trainer..... Alan Rail



Snappers '11 Record..... 69-69
(1st half/3rd place, 2nd half/4th place)

NELSON PRADA

MANAGER

Named manager
10/23/07, replacing
Jeff Smith



2011 FINAL STATISTICS

PLAYER	AVG	G	AB	R	H	2B	3B	HR	RBI	SH	SF	HB	BB	SO	SB	CS	E	OBP	
Arcia, Oswaldo	.352	20	71	18	25	8	1	5	18	0	1	0	9	16	2	2	0	.420	
Arias, Jhonatan	.151	28	86	5	13	1	0	0	5	6	0	0	5	20	1	0	1	.198	
Bryant, Adam	.245	59	208	25	51	17	4	1	25	4	3	3	21	51	0	3	7	.319	
Choi, Hyeong-rok	.192	10	26	5	5	1	1	0	2	0	0	1	1	9	0	0	2	.250	
Glad, Gunner	.175	36	120	10	21	5	0	2	11	2	1	0	12	22	1	4	6	.248	
Goncalves, Jonathan	.261	13	46	5	12	3	0	0	3	2	2	0	8	9	3	1	2	.357	
Gonzales, Michael	.289	116	412	66	119	27	1	15	76	0	7	5	53	105	4	0	11	.371	
Grimes, Tyler	.225	42	138	22	31	5	4	4	17	1	1	6	13	53	5	2	6	.316	
Hawkins, Jamaal	.226	37	124	23	28	7	0	1	10	2	1	6	14	32	10	1	5	.331	
Knudson, Kyle	.226	39	115	12	26	3	0	1	17	2	1	1	6	33	0	2	0	.268	
Leer, Andy	.215	98	335	40	72	14	1	3	35	5	5	5	37	103	4	5	11	.298	
Lin, Wang-Wei	.276	117	413	58	114	20	1	4	40	10	0	8	55	80	12	10	5	.372	
McCallum, Derek	.187	75	225	21	42	10	0	2	23	2	6	5	19	65	2	3	4	.259	
Ortiz, Daniel	.239	129	468	58	112	33	4	10	71	1	6	2	37	96	7	5	6	.294	
Parker, Matt	.176	6	17	0	3	1	0	0	1	0	0	0	1	5	0	0	0	.222	
Perez, Jairo	.337	74	276	56	93	20	1	15	60	1	2	5	32	48	11	5	17	.413	
Pinto, Josmil	.250	9	32	4	8	3	0	1	9	0	2	0	2	10	0	0	1	.278	
Ray, Lance	.253	132	470	76	119	34	1	16	74	2	6	6	55	132	10	6	9	.335	
Roberts, Nate	.302	68	222	55	67	12	4	4	34	3	1	29	28	48	9	4	3	.443	
Santana, Daniel	.247	104	365	55	90	15	5	7	41	10	5	4	25	98	24	15	28	.298	
Streich, Tobias	.212	71	217	31	46	6	1	4	16	4	1	7	21	42	0	2	4	.301	
Williams, Reggie	.316	23	76	14	24	4	0	2	9	1	1	1	7	10	0	1	2	.376	
Totals	.251	138	4464	660	1122	2	250	29	97	597	58	52	94	461	1087	105	71	154	.331

PITCHER	W	L	ERA	G	GS	CG	SH	SV	IP	H	R	ER	HR	HB	BB	SO	WP	BK	BAA
Achter, A.J.	5	8	4.52	19	19	0	0	0	99.2	97	59	50	13	4	35	108	6	1	.256
Boer, Madison	0	0	6.75	8	0	0	0	2	8.0	12	7	6	0	0	1	12	0	0	.343
Carter, Bart	1	2	3.12	18	0	0	0	0	26.0	21	10	9	2	0	7	30	2	0	.216
Darnell, Logan	2	2	3.78	6	6	0	0	0	33.1	24	17	14	1	3	8	24	1	0	.192
Dean, Pat	2	0	2.86	8	8	0	0	0	44.0	40	15	14	4	1	9	37	4	0	.242
Dempster, Clint	4	2	2.14	31	0	0	0	6	46.1	26	13	11	4	2	13	44	1	0	.166
Fuentes, Nelson	3	3	3.29	29	0	0	0	0	38.1	30	18	14	3	0	11	43	4	1	.204
Garcia, Martine	2	1	5.57	14	1	0	0	0	21.0	19	16	13	1	1	25	22	3	0	.244
Gonzalez, Jose	5	3	2.47	48	0	0	0	13	62.0	49	21	17	2	8	23	63	4	1	.210
Guerra, Pedro	2	1	5.04	6	5	0	0	0	25.0	28	15	14	4	2	11	39	0	0	.277
Hauser, Matthew	3	0	1.40	17	0	0	0	5	19.1	13	3	3	1	1	13	27	2	0	.186
Hermesen, B.J.	11	7	3.10	21	20	1	0	0	124.2	131	62	43	10	3	31	81	4	0	.271
Lobanov, Andrei	0	7	6.79	21	7	0	0	0	53.0	77	45	40	7	1	17	42	6	0	.330
O'Rourke, Ryan	5	5	3.18	34	17	0	0	1	110.1	116	45	39	7	2	32	107	5	2	.272
Salcedo, Adrian	6	6	2.93	29	20	1	0	0	135.0	131	56	44	4	9	27	92	7	1	.252
Soliman, Manuel	7	11	3.97	28	25	1	0	0	136.0	128	73	60	17	9	50	120	15	5	.250
Spangler, Sam	0	1	3.38	13	1	0	0	0	24.0	14	12	9	2	1	18	22	3	0	.171
Tonkin, Michael	4	3	3.87	48	3	0	0	2	76.2	82	41	33	3	8	24	69	6	0	.271
Jootle, Ben	1	1	7.71	26	0	0	0	0	30.1	30	30	26	2	1	28	21	8	0	.250
Weller, Blayne	6	6	3.99	40	6	0	0	0	85.2	91	46	38	5	4	38	73	6	1	.280
Totals	69	69	3.73	138	138	3	5	29	1198.2	1159	604	497	92	60	421	1076	87	12	.252

MINOR LEAGUE TRAINERS

Head Minor League Trainer/Rehab Coordinator..... Lanning Tucker
Rochester Red Wings..... Chad Jackson
New Britain Rock Cats..... Larry Benness
Ft. Myers Miracle..... Chris Johnson

Beloit Snappers..... Alan Rail
Elizabethton Twins..... Ryan Hedwall
GCL Twins..... Curtis Simondet

ROOKIE—ELIZABETHTON TWINS

RAY SMITH

MANAGER

Born September 18, 1955...wife Shelly, daughter Hannah...resides in Johnson City, TN...begins 19th season overall as Elizabethton manager and 26th season on the E-town staff...led the E-Twins to the Appy League playoffs for the 10th consecutive time in 2011...won the Appy League title five times and has led the club to the finals 10 times...won his first Appalachian League championship in 1989, followed by Appy League championships in 2003, '05, '07 & '08...named Rookie League Manager of the Year by *Baseball America* in 2005, after Elizabethton won the Appy League Championship...was manager, 1987-94 and 2004, and coach 1990-91...was named Appalachian League Manager of the Year in four consecutive seasons from 1989-92 and again from 2005-06...signed with Twins as non-drafted free agent in 1977 and advanced to Major Leagues in 1981...graduate of University of Oregon.

SMITH'S MAJOR LEAGUE TOTALS

Years	Club	AVG	G	AB	R	H	2B	3B	HR	RBI	BB	SO
1981-83	Minnesota	.219	83	215	16	47	6	1	1	10	11	18

RECORD AS MANAGER

Year	Club	League	W	L	Pct.	Finish
1987	Elizabethton	Appalachian	30	39	.435	2nd in division
1988	Elizabethton	Appalachian	33	37	.471	4th in division
1989	Elizabethton	Appalachian	47	21	.691	1st in division
1990	Elizabethton	Appalachian	51	16	.761	1st in division
1991	Elizabethton	Appalachian	39	29	.574	3rd in division
1992	Elizabethton	Appalachian	49	17	.742	1st in division
1993	Elizabethton	Appalachian	37	30	.552	1st in division
1994	Elizabethton	Appalachian	36	30	.545	2nd in division
2002	Elizabethton	Appalachian	37	30	.552	2nd in division
2003	Elizabethton	Appalachian	42	24	.636	1st in division
2004	Elizabethton	Appalachian	38	29	.567	2nd in division
2005	Elizabethton	Appalachian	48	19	.716	1st in division
2006	Elizabethton	Appalachian	42	26	.618	1st in division
2007	Elizabethton	Appalachian	50	18	.735	1st in division
2008	Elizabethton	Appalachian	41	25	.621	1st in division
2009	Elizabethton	Appalachian	45	32	.584	1st in division
2010	Elizabethton	Appalachian	41	25	.621	2nd in division
2011	Elizabethton	Appalachian	42	26	.618	2nd in division
Minor League Totals			748	473	.613	

POST-SEASON PLAY

Year	Club	League	W	L	Pct.	Results
1989	Elizabethton	Appalachian	2	0	1.000	Beat Pulaski 2-0 in finals
1992	Elizabethton	Appalachian	1	2	.000	Lost 2-1 to Bluefield in finals
1993	Elizabethton	Appalachian	0	2	.000	Lost 2-0 to Burlington in finals
2003	Elizabethton	Appalachian	2	1	.667	Beat Martinsville 2-1 in finals
2005	Elizabethton	Appalachian	2	1	.667	Beat Danville 2-1 in finals
2006	Elizabethton	Appalachian	1	2	.333	Lost 2-1 to Danville in finals
2007	Elizabethton	Appalachian	2	0	1.000	Beat Danville 2-0 in finals
2008	Elizabethton	Appalachian	2	0	1.000	Beat Pulaski 2-0 in finals
2009	Elizabethton	Appalachian	0	2	.000	Swept by Danville 2-0 in finals
2010	Elizabethton	Appalachian	0	2	.000	Swept by Johnson City 2-0 in finals
2011	Elizabethton	Appalachian	1	2	.333	Lost to Bluefield 2-1 in first round
Post-Season Totals			13	14	.481	

IVAN ARTEAGA

PITCHING COACH

Born June 20, 1972...wife Angelica del Valle Guevara Diaz...sons Ivan and Alexander...resides in Valencia, VZ...begins seventh season as pitching coach for GCL Twins...was pitching coordinator at the Twins Venezuela Academy and for the VSL Twins from 2001-2005...was pitching coach for the Twins minor league team in the Dominican Summer League in 2004...pitched for Mets organization from 1997-98...pitched for Rockies organization from 1994-96...pitched for Expos organization from 1989-93...originally signed by Montreal as a non-drafted free agent, May 11, 1989.

ARTEAGA'S MINOR LEAGUE TOTALS

Year	Club	W-L	ERA	G	GS	SHO	SV	IP	H	R	ER	BB	SO	
10 years		26-27	3.51	111	76	7	0	1	476.2	424	234	186	219	348

JEFF REED

COACH

Born November 12, 1962...wife Karen...son Lance and daughters Lynn and Lacie...resides in Elizabethton, TN...begins 11th season as coach at Elizabethton...member of Cincinnati's World Championship team in 1990...first Major League home run, June 4, 1986 off Toronto's Jim Acker...had first Major League hit, April 6, 1984 off Baltimore's Mike Boddicker...selected by Minnesota in first round (12th overall) of 1980 free agent draft...traded to Montreal along with pitchers Al Cardwood, Neal Heaton and Yorkis Perez in exchange for catcher Tom Nieto and pitcher Jeff Reardon, February 3, 1987...brother Curt was a minor league outfielder in the San Diego and Chicago (NL) organizations.

REED'S MAJOR LEAGUE TOTALS

Years	Club	AVG	G	AB	R	H	2B	3B	HR	RBI	BB	SO
1984-86	Minnesota	.222	93	196	18	44	9	1	2	10	18	28
1987-88	Montreal	.215	118	330	25	71	14	2	1	30	25	42
1988-92	Cincinnati	.241	329	899	60	217	40	3	10	79	97	133
1993-95	San Francisco	.236	182	335	33	79	8	0	7	28	47	60
1996-99	Colorado	.286	365	962	131	275	52	2	36	134	132	201
1999-2000	Chicago (NL)	.206	147	379	44	88	21	2	5	42	72	102
17 years		.250	1234	3101	311	774	144	10	61	323	391	566

ELIZABETHTON TWINS

136 South Sycamore,
Elizabethton, TN 37643
(423) 547-6440 FAX: (423) 547-6442

Appalachian League - Rookie (39th year)

President Harold Mains
General Manager Mike Mains
Stadium Joe O'Brien Field
Capacity 2,500
Manager Ray Smith
Pitching Coach Ivan Artega
Coach Jeff Reed
Trainer Ryan Hedwall




E-Twins '11 Record.....42-26
(2nd place)

RAY SMITH

MANAGER

Named manager
1/28/02, replacing
Rudy Hernandez



2011 FINAL STATISTICS

PLAYER	AVG	G	AB	R	H	2B	3B	HR	RBI	SH	SF	HB	BB	SO	SB	CS	E	OBP
Arias, Jhonatan	.313	5	16	2	5	0	0	1	2	0	0	0	5	5	0	0	1	.476
Goodrum, Niko	.275	59	204	39	56	10	3	2	20	0	1	4	21	56	8	1	25	.352
Hejima, Matej	.225	27	89	12	20	3	0	1	8	0	0	4	6	30	0	1	1	.303
Henderson, Brandon	.153	32	85	8	13	2	1	0	4	0	0	2	5	33	1	0	2	.217
Kepler, Max	.262	50	191	29	50	11	3	1	24	2	2	3	23	54	1	1	3	.347
Koch, Matthew	.373	12	44	6	12	6	0	2	9	0	2	0	5	13	0	0	0	.333
Koelling, Tyler	.228	34	136	19	31	6	0	5	22	2	0	0	12	21	2	2	0	.291
Larson, Roy	.202	28	94	8	19	5	0	1	16	0	4	0	6	34	0	1	3	.240
Lockwood, Nick	.260	52	208	32	54	13	1	1	22	3	1	7	10	42	3	1	2	.314
Parker, Matt	.277	31	112	18	31	6	0	2	10	0	0	2	9	19	0	0	2	.341
Pettersen, Adam	.286	17	56	16	2	0	1	7	0	1	3	7	9	1	0	0	3	.388
Rhodes, Rory	.261	43	157	21	41	12	1	2	15	0	0	3	22	72	2	3	3	.363
Rodriguez, Jairo	.208	26	96	9	20	2	0	1	8	0	2	2	5	20	1	1	4	.257
Rosario, Eddie	.337	67	270	71	91	9	9	21	60	1	0	0	27	60	17	6	2	.397
Sano, Miguel	.292	66	267	58	78	18	7	20	59	0	1	2	23	77	5	4	26	.352
Vargas, Kennys	.322	44	174	27	56	11	0	6	33	0	1	1	15	50	0	0	4	.377
Williams, JaDamion	.324	50	185	30	60	12	1	4	24	0	1	1	25	58	10	5	2	.406
Totals	.274	66	2384	405	653	128	26	71	343	8	16	34	226	653	51	26	91	.343

PITCHER	W	L	ERA	G	GS	CG	SH	SV	IP	H	R	ER	HR	HB	BB	SO	WP	BK	BAA
Alloway, Nicholas	0	0	3.25	19	0	0	0	0	27.2	26	17	10	1	3	18	25	3	0	.260
Atterton, Tim	3	0	1.50	6	4	0	0	0	24.0	14	4	4	3	2	5	29	0	0	.175
Bashore, Matthew	0	0	3.24	12	3	0	0	0	16.2	13	8	6	2	1	8	15	3	0	.213
Boer, Madison	2	1	2.60	15	0	0	0	9	17.1	13	5	5	1	0	2	31	0	0	.203
Carter, Bart	2	0	1.42	6	0	0	0	0	12.2	8	3	2	0	0	2	24	2	0	.174
Christensen, Derek	5	2	2.84	19	6	0	0	0	57.0	43	22	18	6	7	26	61	5	0	.207
Ciurcina, Cesar	2	5	9.35	16	4	0	0	1	34.2	51	42	36	7	6	22	29	8	0	.342
Evans, Steven	3	1	1.24	21	0	0	0	0	23.1	15	6	4	0	3	11	24	0	1	.188
Gruver, Steven	1	0	3.45	26	0	0	0	1	31.1	30	13	12	1	3	10	32	7	0	.252
Guerra, Pedro	2	1	3.70	10	6	0	0	0	41.1	42	20	17	4	4	7	41	3	0	.266
Hurbit, David	3	6	4.50	13	12	0	0	0	66.0	82	39	33	7	2	12	51	4	0	.300
Jewell, Garrett	0	0	7.36	8	0	0	0	0	7.1	11	10	6	2	1	4	2	0	0	.333
Johnson, Cole	1	1	2.14	12	0	0	0	1	21.0	19	10	5	1	0	8	22	0	0	.247
Jones, Tyler	0	0	12.86	4	1	0	0	0	7.0	16	10	10	2	1	2	8	3	0	.432
Mimes, Corey	0	0	3.38	5	0	0	0	0	5.1	5	5	2	0	1	6	6	2	0	.250
Limon, Marcus	3	1	4.26	5	5	0	0	0	25.1	24	13	12	5	1	9	19	2	0	.258
Parker, Justin	0	2	6.87	7	4	0	0	0	18.1	29	19	14	6	1	3	10	4	0	.358
Shibuya, Tim	8	2	3.30	13	13	0	0	0	73.2	70	32	27	7	3	11	70	3	1	.249
Spangler, Sam	0	0	4.50	5	0	0	0	0	10.0	10	5	5	1	1	4	12	0	0	.263
Summers, Matthew	1	1	0.87	20	0	0	0	6	20.2	11	2	2	0	1	5	36	0	0	.153
Van Steensel, Todd	5	2	5.68	13	10	0	0	0	57.0	60	40	36	10	3	17	58	6	1	.262
Williams, Corey	1	1	3.86	7	0	0	0	1	11.2	12	6	5	0	1	5	11	2	0	.261
Totals	42	26	3.96	68	68	0	7	20	609.1	604	331	268	66	45	197	616	57	3	.258

TWINS' 2011 SHORT SEASON LEADERS

Elizabethton - Gulf Coast League Twins - Dominican Summer League Twins

BATTING

AVG	Eddie Rosario, Elizabethton	.337
AB	Eddie Rosario, Elizabethton	.67
G	Eddie Rosario, Elizabethton	.270
R	Eddie Rosario, Elizabethton	.71
H	Eddie Rosario, Elizabethton	.91
TB	Eddie Rosario, Elizabethton	.181
2B	Miguel Sano, Elizabethton	.18
3B	Eddie Rosario, Elizabethton	.9
HR	Eddie Rosario, Elizabethton	.21
RBI	Eddie Rosario, Elizabethton	.60
BB	Eddie Rosario, Elizabethton	.24
SO	Miguel Sano, Elizabethton	.77
SB	Jose Ramirez, DSL Twins	.20
SLG	Eddie Rosario, Elizabethton	.670
OBP	Eddie Rosario, Elizabethton	.397

PITCHING

W	Francisco Nunez, DSL Twins	.9
L	David Hurbit, Elizabethton	.6
ERA	Sterling Bonilla, DSL Twins	.273
G	Steven Gruver, Elizabethton	.23
GS	Tim Shibuya, Elizabethton	.13
CG	Sterling Bonilla, DSL Twins	.1
SHO	N/A	.None
SV	Matthew Summers, Elizabethton	.6
IP	Tim Shibuya, Elizabethton	.73.2
BB	Yorman Landa, DSL Twins & Derek Christensen, Elizabethton	.26
SO	Tim Shibuya, Elizabethton	.70

QUALIFICATIONS: Batters (200-plus at-bats), Pitchers (50.0-plus innings)

MINOR LEAGUES

ROOKIE—GULF COAST LEAGUE TWINS

RAMON BORREGO

MANAGER

Born June 7, 1978 in Maracay, VZ...resides in Mariara, Carabobo, VZ...begins his second season as manager of the GCL Twins and third season with the club after coaching GCL in 2010...was the Field Manager of the Twins Dominican Republic Baseball Academy in 2009...was the coach of the Twins Venezuelan Baseball Academy from 2004-08...was a player in the Twins organization from 1996-2002...originally signed by Minnesota as non-drafted free agent, October 9, 1995.

BORREGO'S MINOR LEAGUE TOTALS

Year	AVG	G	AB	R	H	2B	3B	HR	RBI	BB	SO
7 years	.244	405	1301	193	318	56	8	10	130	149	237

RECORD AS MANAGER

Year	Club	League	W	L	Pct.	Finish
2009	DSL Twins	Dominican Republic Baseball Academy	46	23	.667	3rd in division
2011	GCL Twins	Gulf Coast	31	29	.517	2nd in division
Minor League Totals			77	52	.570	

HENRY BONILLA

PITCHING COACH

Born August 16, 1978 in San Salvador, SV...resides in Greensboro, NC...begins his first season as a coach at the professional level...pitched in 10 minor league seasons, including seven with Minnesota (2000-06), two with the Los Angeles Angels (2007-08) and one with the Los Angeles Dodgers (2009)...went 41-50, 4.23 (676.1 ip, 318 er) with 415 strikeouts and 209 walks during his time in the Twins organization...played in the Midwest League All-Star Game in 2001 for Quad Cities and later named to Midwest League postseason All-Star team...selected in the 8th round of the 2000 First-Year Player Draft by Minnesota...1996 graduate of Galena (NV) High School...attended Lassen (CA) CC and Tulane University.

BONILLA'S MINOR LEAGUE TOTALS

Years	W-L	ERA	G	GS	CG	SHO	SV	IP	H	R	ER	BB	SO
10 years	61-71	4.66	341	112	5	1	38	987.1	1110	560	511	317	626

MILT CUYLER

COACH

Born October 7, 1968...wife Joy, daughters Chislon and Chloe, son Milton III...resides in Ft. Myers, FL...begins his 10th season as coach for GCL Twins...played parts of eight Major League seasons with Detroit, Boston and Texas...had first Major League hit off Teddy Higuera, September 7, 1990 at Milwaukee...first Major League homer was a grand slam off Jack Morris, May 19, 1991 vs. Minnesota...had 41 stolen bases and was named to *Topps'* All-Rookie team in 1991...was second round draft pick of Detroit in June 1986 Free Agent Draft.

CUYLER'S MAJOR LEAGUE TOTALS

Year	Club	AVG	G	AB	R	H	2B	3B	HR	RBI	BB	SO
1990-95	Detroit	.239	433	1270	205	304	44	21	7	104	107	254
1996	Boston	.200	50	110	19	22	1	2	2	12	13	19
1998	Texas	.500	7	6	3	3	2	0	1	3	1	0
8 years		.237	490	1386	227	329	47	23	10	119	121	273

TWINS MINOR LEAGUERS - 2012 RANKINGS

BASEBALL AMERICA BEST TOOLS

Best Hitter for Average	Eddie Rosario
Best Power Hitter.....	Miguel Sano
Best Strike-Zone Discipline.....	Brian Dozier
Fastest Baserunner	J.D. Williams
Best Athlete.....	Joe Benson
Best Fastball	Lester Oliveros
Best Curveball.....	Hudson Boyd
Best Slider.....	Kyle Gibson
Best Chanegup.....	Deoils Guerra
Best Control	Liam Hendriks
Best Defensive Catcher	Danny Lehmann
Best Defensive Infielder.....	Brian Dozier
Best Infield Arm.....	Niko Goodrum
Best Defensive Outfielder	Aaron Hicks
Best Outfield Arm	Aaron Hicks

GULF COAST LEAGUE TWINS

14110 Six Mile Cypress Parkway,
 Ft. Myers, FL 33912
 (239) 533-7640 FAX: (239) 485-2448

Gulf Coast League - Rookie (23rd year)

StadiumLee County Sports Complex
 ManagerRamon Borrego
 Pitching CoachHenry Bonilla
 CoachMilt Cuyler
 TrainerCurtis Simondet



GCL Twins '11 Record.....31-29
 (2nd place)

RAMON BORREGO

MANAGER

Named manager
 7/7/10, replacing
 Chris Heintz



2011 FINAL STATISTICS

PLAYER	AVG	G	AB	R	H	2B	3B	HR	RBI	SH	SF	HB	BB	SO	SB	CS	E	OBP
Arcia, Oswaldo	.500	2	8	1	4	1	1	0	1	0	0	0	0	1	0	0	0	.500
Benson, Joe	.222	3	9	2	2	1	0	0	0	0	0	0	2	2	1	1	0	.346
Chang Ray	.300	3	10	0	3	1	0	0	0	0	0	0	1	0	0	0	0	.346
Chapman, Phillip	.308	33	104	18	32	12	1	0	21	0	4	6	11	21	1	1	5	.392
Cross, Kelly	.129	29	93	3	12	2	0	0	2	0	0	0	15	31	0	0	4	.250
De Los Santos, Estarlin	.143	11	42	2	6	1	0	0	1	1	0	0	0	6	1	1	1	.143
Guillen, Wander	.317	14	41	6	13	0	1	0	5	1	1	1	4	3	1	0	7	.383
Hendricks, Joshua	.245	47	160	19	44	8	2	0	18	0	1	0	10	30	2	1	2	.316
Jimenez, Romy	.321	8	28	3	9	3	0	0	4	0	0	0	2	3	1	0	0	.367
Leachman, Drew	.237	44	135	15	32	4	1	1	20	2	2	2	19	19	2	2	2	.335
Mejia, Aderlin	.210	38	119	14	25	1	0	0	11	2	1	0	14	11	2	6	11	.291
Morales, Angel	.214	4	14	2	3	1	0	1	4	0	1	0	0	1	0	0	0	.286
Ortiz, Kelvin	.189	45	111	14	21	7	0	3	12	2	0	2	13	37	1	3	3	.286
Pimentel, Candido	.250	45	136	16	34	1	1	0	6	0	0	0	21	31	8	5	3	.350
Pimentel, Javier	.167	28	102	10	17	5	2	1	10	1	0	3	5	19	1	1	7	.227
Polanco, Jorge	.250	51	172	21	43	8	3	1	16	2	1	3	15	24	6	4	13	.319
Quesada, Michael	.211	41	133	20	28	7	2	3	15	2	1	3	18	27	4	0	5	.316
Roberts, Brandon	.333	3	9	3	3	0	0	0	1	0	0	0	1	1	0	0	0	.400
Rodriguez, Dereck	.156	29	90	4	14	4	0	0	5	1	0	2	5	35	2	0	1	.216
Rodriguez, Jairo	.300	3	10	1	3	0	0	0	1	0	1	0	1	1	1	0	1	.333
Silvania, Kelvin	.276	27	87	5	24	5	0	1	9	2	1	3	6	18	0	1	4	.340
Tores, Julio	.214	31	84	8	18	0	0	0	4	2	0	3	7	17	1	2	4	.298
Wickens, Stephen	.245	36	106	13	26	8	1	0	10	3	0	4	17	15	1	4	4	.370
Younis, Jacob	.219	34	105	15	23	2	0	0	9	2	2	2	11	26	7	3	8	.300
Totals	.230	60	1908	215	439	82	11	11	185	23	16	34	198	379	43	35	98	.311

PITCHER	W	L	ERA	G	GS	CG	SH	SV	IP	H	R	ER	HR	HB	BB	SO	WP	BK	BAA
Arevalo, Ricardo	0	4	3.60	13	9	0	0	0	40.0	39	25	16	1	6	20	37	8	1	.252
Atherton, Tim	0	0	2.25	4	1	0	0	0	8.0	1	2	2	0	0	2	12	0	0	.042
Bromberg, David	0	0	9.00	3	1	0	0	0	5.0	5	5	5	0	1	3	5	2	0	.263
Chen, Hung Yi	0	4	4.33	12	10	0	0	1	35.1	45	21	17	1	1	5	38	7	0	.310
Cici, Nick	2	0	1.74	13	0	0	0	2	20.2	16	5	4	0	3	2	20	4	0	.213
Fawbush, Nathan	2	1	5.61	8	5	0	0	0	25.2	30	16	16	2	2	7	20	1	0	.319
Herr, Tyler	5	3	2.65	19	0	0	0	0	37.1	39	14	11	1	4	16	22	3	0	.285
Johnson, Cole	1	1	0.00	7	0	0	1	1	14.0	7	1	0	0	3	1	12	1	0	.152
Krogstad, J.R.	0	0	0.00	3	0	0	0	0	4.1	2	0	0	0	0	1	3	1	0	.143
Limon, Marcus	0	3	2.31	12	0	0	0	1	23.1	16	7	6	2	3	4	21	0	0	.195
Manship, Jeff	0	0	1.50	2	2	0	0	0	6.0	5	1	1	0	0	0	5	0	0	.227
Mata, Angel	0	1	1.46	12	11	0	0	0	37.0	23	8	6	0	6	19	30	2	0	.184
Montanez, Josue	1	0	5.25	8	0	0	0	0	12.0	15	8	7	1	0	4	14	1	0	.300
Monoz, Miguel	1	1	6.00	3	0	0	0	0	6.0	6	4	4	1	0	4	0	0	0	.261
Nunez, Luis	5	0	1.67	16	0	0	0	5	23.1	23	8	6	0	1	6	37	5	0	.200
O'Neill, Bobby	3	3	2.27	11	10	0	0	0	39.2	36	14	10	3	4	7	27	0	0	.254
Ramirez, Gerardo	0	0	3.12	10	0	0	0	0	17.1	15	8	6	0	2	6	12	1	1	.231
Robb, Hein	0	2	3.82	11	11	0	0	0	37.2	39	21	16	0	0	17	29	1	1	.262
Sanudo, Gonzalo	0	1	5.66	12	0	0	0	1	20.2	19	15	13	0	4	7	22	0	1	.244
Solbach, Markus	3	3	1.91	15	0	0	0	1	28.1	26	10	6	0	2	8	17	2	0	.252
Tomshaw, Matthew	3	0	2.16	11	0	0	0	1	16.2	14	7	4	1	0	2	17	0	0	.209
Trau, Mark	0	1	1.08	12	0	0	0	0	16.2	7	2	2	0	4	16	10	2	0	.130
Wahl, Kyle	5	1	2.23	16	0	0	0	2	32.1	21	9	8	1	2	13	35	2	0	.186
Wimmers, Alex	0	0	0.00	1	0	0	0	0	1.0	0	0	0	0	0	1	1	0	0	.000
Totals	31	29	2.89	60	60	0	6	15	517.1	449	211	166	14	48	171	446	43	4	.236

MINOR LEAGUES

DOMINICAN REPUBLIC BASEBALL ACADEMY

The Twins Dominican Republic operations were completely revamped following the 2003 season. The club relocated its training complex to a state-of-the-art baseball complex in Boca Chica, which opened in May 2004.

The Complejo Latinoamericano de Beisbol, S.A. (a.k.a. "Baseball City") houses four Major League organizations: Arizona, Chicago Cubs, Cincinnati and the Twins. Each club has its own individual facilities within one large complex.

The club provides housing and meals for amateur players working out in the Academy program, as well as for its professional players on the Dominican Summer League team.

A lower level of the two-story building includes a locker room, weight training room, office/meeting space, laundry, kitchen and a large dining room. The second floor features seven dormitory rooms which can accommodate up to 56 players, two large staff rooms, and a large game room. Programs are provided year-round to teach English and cultural development to all signed players.

Boca Chica is located 30 minutes east of downtown Santo Domingo, and the Twins complex is just 10 minutes from the international airport.

The playing facilities include a full-sized playing field, an additional infield for workouts and drills, two covered batting tunnels and a six-mound training area for pitchers.

The Twins Dominican facility is in full operation from February through mid-December.

2012 DOMINICAN ACADEMY STAFF

Jimmy Alvarez.....	Coach	Ramona Marte.....	Cleaning/Kitchen
Manuel Santana.....	Pitching Coach	Adolfo Perez.....	Clubhouse/Laundry
Alberto Garcia.....	Hitting Coach	Ramon Perez.....	Grounds
Joselin Carreras.....	Trainer	Joncy Mateo.....	English Teacher
Francisco Solano.....	Administrator	Rubensindo Lorenzo.....	Team Doctor
Esther Reyes.....	Head Cook	Fred Guerrero.....	Coordinator of Scouting
Francia Polanco.....	Kitchen Staff	Francisco Tejada.....	Scout - Santo Domingo
Ana Maria Martinez.....	Cleaning/Kitchen	Vicente Arias.....	Associate Scout
Merary Reyes.....	Cleaning/Cook	Eurey Luis Haslen.....	Associate Scout
		Manuel Luciano.....	Associate Scout

2011 FINAL STATISTICS

PLAYER	AVG	G	AB	R	H	2B	3B	HR	RBI	SH	SF	HB	BB	SO	SB	CS	E	OBP
Arias, Victor.....	.226	45	124	20	28	4	1	0	17	2	3	3	17	30	17	7	8	.327
Baez, Dupal.....	.250	35	92	28	23	2	0	0	13	2	0	11	17	22	14	3	4	.425
Ciprian, Ernesto.....	.221	57	190	28	42	7	6	2	26	0	1	7	23	55	7	3	3	.326
Concepcion, Eddy.....	.195	41	133	13	26	4	0	0	15	0	1	5	16	30	2	3	4	.303
Estaba, Pedro.....	.208	17	48	6	10	4	0	0	5	0	0	1	4	11	2	0	4	.283
Gallardo, Felix.....	.105	22	57	7	6	1	0	0	3	0	0	2	11	17	2	2	0	.271
Gonzalez, Erick.....	.286	59	189	39	54	9	4	1	23	0	1	2	53	28	13	4	2	.445
Guillen, Wander.....	.188	18	64	9	12	5	2	1	11	2	0	5	6	17	1	0	8	.307
Jimenez, Ronald.....	.266	52	177	29	47	7	0	0	22	7	3	4	15	42	14	7	22	.332
Martinez, Carlos.....	.185	40	119	17	22	5	1	0	19	1	2	8	22	41	5	3	12	.344
Martinez, Felix.....	.138	36	87	15	12	2	1	0	14	0	2	7	17	26	0	3	7	.319
Pacheco, Adonis.....	.285	58	186	24	53	7	7	0	22	3	0	1	22	33	16	8	7	.364
Pimentel, Javier.....	.220	25	91	14	20	4	2	2	15	0	1	0	9	31	1	1	6	.287
Polanco, Jose.....	.205	44	127	18	26	8	1	0	13	3	1	6	27	35	3	7	3	.366
Ramirez, Jose.....	.256	52	164	34	42	2	1	0	18	3	2	2	4	40	32	20	10	.410
Silva, Jhon.....	.208	31	77	9	16	3	0	0	6	1	0	0	8	29	4	3	0	.282
Ynjosso, Jonatan.....	.186	44	118	23	22	2	1	0	14	6	2	2	26	30	5	6	8	.338
Totals	.225	68	2046	334	461	76	27	6	256	29	19	68	338	512	126	71	123	.351

PITCHER	W	L	ERA	G	GS	CG	SH	SV	IP	H	R	ER	HR	HB	BB	SO	WP	BK	BAA
Abreu, Sterling.....	3	1	1.30	11	6	0	0	0	41.2	28	9	6	0	2	12	29	3	0	.196
Bonilla, Sterling.....	1	3	2.73	13	9	1	0	0	52.2	52	25	16	0	3	13	43	2	0	.252
De La Cruz, Melciades.....	1	1	2.29	12	8	0	0	0	39.1	30	16	10	1	1	13	38	5	0	.207
Florentino, Yelson.....	1	2	3.16	20	0	0	0	3	25.2	22	16	9	0	2	15	18	7	0	.224
Jimenez, Jose.....	1	2	2.53	12	6	0	0	0	32.0	26	13	9	1	9	13	29	5	0	.232
Jorge, Felix.....	2	1	2.67	9	5	0	0	1	27.0	19	12	8	0	2	9	26	4	1	.192
Landa, Yorman.....	2	2	3.38	12	6	0	0	0	32.0	19	23	12	1	9	26	31	7	0	.170
Martinez, Edgar.....	2	1	0.32	18	1	0	0	5	28.0	20	6	1	0	3	9	12	3	0	.200
Nunez, Francisco.....	9	1	1.47	20	1	0	0	5	49.0	29	12	8	1	0	8	61	2	0	.166
Rosario, Randy.....	2	4	3.86	13	8	0	0	0	35.0	28	22	15	0	1	19	26	8	1	.212
Sepulveda, Emilio.....	0	0	4.50	1	0	0	0	0	2.0	3	1	1	1	0	0	3	0	0	.333
Suarez, Carlos.....	0	0	9.39	12	0	0	0	1	15.1	22	19	16	0	2	16	8	6	0	.328
Subero, Junior.....	3	4	0.77	12	10	0	0	0	46.2	29	8	4	2	3	16	49	5	0	.178
Vargas, Javier.....	3	1	4.33	11	5	0	0	0	27.0	26	20	13	1	3	17	26	4	0	.271
Vasquez, Jose.....	4	0	6.35	11	0	0	0	1	17.0	22	14	12	0	2	9	16	6	0	.328
Villasana, Elias.....	4	1	2.48	20	0	0	0	1	40.0	27	14	11	1	1	20	32	4	1	.200
Zarzueta, Ezequiel.....	3	2	2.60	19	0	0	0	3	34.2	30	16	10	1	1	19	40	1	0	.227
Zoqueil, Reyson.....	1	0	5.00	8	3	0	0	0	18.0	16	12	10	2	4	15	11	5	0	.235
Totals	42	26	2.73	68	68	1	6	20	563.0	448	258	171	12	48	249	498	77	3	.218

VENEZUELA BASEBALL ACADEMY

The Twins Venezuela Baseball Academy begins its 18th year in Bejuma, Carabobo, Venezuela. The Twins facilities are among the best in Venezuela, including a 3,000 square foot dormitory and clubhouse building which opened in February 2000. The facilities include two large sleeping rooms, locker room, training and exercise areas, and office space.

The club provides housing and meals to its professional players in a mini-camp prior to Spring Training and during a Fall Instructional League in October. Amateur players are invited to attend workouts in 30-day programs throughout the season.

2012 VENEZUELA ACADEMY STAFF

Asdrubal Estrada.....	Field Manager	Jose Leon.....	Coordinator of Scouting
Luis Ramirez.....	Pitching Coach	Edgar Guerra.....	Administrator
Wladimir Morales.....	Trainer	Carlos Colmenares.....	Grounds
Yeni Gonzalez.....	Cook	Carlos Belisario.....	Clubhouse/Grounds
Isabel Castellano.....	Cook	Nelson Meneses.....	Associate Scout - Caracas
Anadith Luna.....	Cleaning/Kitchen	Juan Padilla.....	Associate Scout - Oriente
Ramon Martinez.....	Cleaning/Clubhouse	Franklin Parra.....	Associate Scout - Valencia
		Pablo Torres.....	Associate Scout

2012 MINOR LEAGUE SCHEDULES

AAA - ROCHESTER	AA - NEW BRITAIN	A - FT. MYERS	A - BELOIT	R - ELIZABETHTON
4/5-6: @Syracuse	4/5-7: Richmond	4/5: @Charlotte	4/5-7: Peoria	6/19-21: @Danville
4/7-10: Buffalo	4/9-11: Harrisburg	4/6-7: Charlotte	4/9-11: @Kane County	6/22-24: @Burlington
4/11-13: Pawtucket	4/12-15: New Hampshire	4/9-11: Jupiter	4/12-15: @Clinton	6/25-27: Bristol
4/14-15: @Lehigh Valley	4/16-18: @Portland	4/12: Bradenton	4/16-18: Kane County	6/28-30: Pulaski
4/16-19: @Scranton/W-B	4/19-22: New Hampshire	4/13: @Bradenton	4/19-21: @South Bend	7/1-3: @Princeton
4/20-22: Lehigh Valley	4/23-25: Portland	4/14: Bradenton	4/22-24: @West Michigan	7/4-6: Kingsport
4/24-26: Syracuse	4/27-29: @Richmond	4/15-17: @Jupiter	4/25-27: Bowling Green	7/7-9: @Johnson City
4/27-30: @Buffalo	4/30-5/3: @Harrisburg	4/19: Bradenton	4/28-30: Dayton	7/11-13: @Greeneville
5/1-4: @Scranton/W-B	5/4-6: Portland	4/20-21: @Bradenton	5/2-4: @Cedar Rapids	7/14-16: Bluefield
5/5-6: Buffalo	5/7-9: @Binghamton	4/22-24: St. Lucie	5/5-8: Kane County	7/17-19: Johnson City
5/7-10: Pawtucket	5/10-13: Reading	4/28-30: St. Lucie	5/9-11: @Peoria	7/20: @Johnson City
5/11-14: @Syracuse	5/15-17: New Hampshire	5/1-3: @Palm Beach	5/12-15: Clinton	7/21: Johnson City
5/15-18: Louisville	5/18-20: @Reading	5/4-7: Lakeland	5/16-18: Quad Cities	7/22-24: @Kingsport
5/19-22: Gwinnett	5/21-24: Binghamton	5/8-11: @Dunedin	5/19-21: @Burlington	7/26-28: Greeneville
5/24-27: @Gwinnett	5/25-28: @Portland	5/12: @Charlotte	5/23-25: Cedar Rapids	7/29-31: @Bristol
5/28-31: @Charlotte	5/29-31: New Hampshire	5/14: @Charlotte	5/26-29: @Kane County	8/1-3: Burlington
6/1-4: Columbus	6/1-3: Harrisburg	5/15-16: Charlotte	5/30-6/1: @Quad Cities	8/4-6: Danville
6/5-8: Norfolk	6/5-7: @Akron	5/17-20: Brevard County	6/2-4: Wisconsin	8/7-9: @Johnson City
6/9-12: @Indianapolis	6/8-10: @Erie	5/21-24: Clearwater	6/6-8: @Burlington	8/10-12: @Bristol
6/14-17: @Louisville	6/12-14: Akron	5/25-27: Palm Beach	6/9-11: @Wisconsin	8/14-16: @Bluefield
6/18-21: Durham	6/15-17: Erie	5/29-31: @Bradenton	6/12-14: Peoria	8/17-19: Kingsport
6/22-25: Charlotte	6/19-21: @Altoona	6/1-4: Dayton	6/15-17: Burlington	8/20-22: Greeneville
6/26-29: @Lehigh Valley	6/22-25: @Richmond	6/5-8: @Tampa	6/18: All-Star Break	8/23-25: @Pulaski
6/30-7/1: Scranton/W-B	6/26-29: Trenton	6/9-11: @Palm Beach	6/12-14: Bradenton	8/26-28: Princeton
7/2-3: @Pawtucket	6/30-7/3: Bowie	6/12-14: Bradenton	6/15: All-Star Break	
7/4-6: Pawtucket	7/4-6: @Trenton	6/16: ASG in Charlotte	6/17: All-Star Break	
7/7-8: Lehigh Valley	7/7-9: @New Hampshire	6/18-20: @Jupiter	6/18-20: @Jupiter	
7/9: All-Star Break	7/10: All-Star Break	6/21-23: @St. Lucie	6/17: All-Star Break	
7/10: ASG in Buffalo	7/11: ASG in Reading	6/24-27: Tampa	6/18-20: @Jupiter	
7/11: All-Star Break	7/12-15: Trenton	6/24-27: Tampa	6/21-23: @St. Lucie	
7/12-15: Toledo	7/16-18: New Hampshire	6/28: @Charlotte	6/24-27: @Charlotte	
7/16-19: @Norfolk	7/19-22: @Harrisburg	6/29: Charlotte	6/29: Charlotte	
7/20-23: @Durham	7/23-25: Binghamton	6/30: @Charlotte	6/30: @Charlotte	
7/24-27: Syracuse	7/26-29: @Reading	7/1-3: St. Lucie	7/1-3: St. Lucie	
7/28-31: @Columbus	7/31-8/2: @Bowie	7/4: @Charlotte	7/4: @Charlotte	
8/2-5: @Toledo	8/3-5: Altoona	7/5: Charlotte	7/5: Charlotte	
8/6-9: Scranton/W-B	8/7-9: @Binghamton	7/6: @Charlotte	7/6: @Charlotte	
8/10-11: Pawtucket	8/10-12: Reading	7/7-9: Jupiter	7/7-9: Jupiter	
8/12-13: Lehigh Valley	8/14-16: Richmond	7/11-14: @Clearwater	7/11-14: @Clearwater	
8/14-17: Indianapolis	8/17-19: @Portland	7/15-18: Dunedin	7/15-18: Dunedin	
8/18-19: Scranton/W-B	8/20-22: Portland	7/19-22: @Lakeland	7/19-22: @Lakeland	
8/20-21: Pawtucket	8/23-27: @New Hampshire	7/23: Charlotte	7/23: Charlotte	
8/22-24: Lehigh Valley	8/27-30: @Trenton	7/24: @Charlotte	7/24: @Charlotte	
8/25-28: @Buffalo	8/31-9/3: New Hampshire	7/26-29: Brevard County	7/26-29: Brevard County	
8/30-31: Buffalo		7/30-8/2: @Dayton	7/30-8/2: @Dayton	
9/1-2: @Syracuse		8/3-5: St. Lucie	8/3-5: St. Lucie	
9/3: Syracuse		8/7-9: Jupiter	8/7-9: Jupiter	
		8/10-12: St. Lucie	8/10-12: St. Lucie	
		8/14-16: @Jupiter	8/14-16: @Jupiter	
		8/17-19: @Palm Beach	8/17-19: @Palm Beach	
		8/21-23: Bradenton	8/21-23: Bradenton	
		8/24-26: Palm Beach	8/24-26: Palm Beach	
		8/27-29: @Bradenton	8/27-29: @Bradenton	
		8/30-9/1: Charlotte	8/30-9/1: Charlotte	
		9/2: @Charlotte	9/2: @Charlotte	

R - GCL TWINS

6/18: @Orioles	7/2: @Rays	7/16: @Orioles	7/30: Rays	8/13: @Orioles
6/19: Orioles	7/3: Rays	7/17: Orioles	7/31: @Rays	8/14: Orioles
6/20: Rays	7/4: @Orioles	7/18: Rays	8/1: @Orioles	8/15: Rays
6/21: @Rays	7/5: Orioles	7/19: @Rays	8/2: Orioles	8/16: @Rays
6/22: @Red Sox	7/6: @Red Sox	7/20: @Red Sox	8/3: @Red Sox	8/17: @Red Sox
6/23: Red Sox	7/7: Red Sox	7/21: Red Sox	8/4: Red Sox	8/18: Red Sox
6/25: Orioles	7/9: Rays	7/23: Orioles	8/6: @Rays	8/20: Rays
6/26: @Orioles	7/10: Red Sox	7/24: @Orioles	8/7: Rays	8/21: @Rays
6/27: @Rays	7/11: Orioles	7/25: @Rays	8/8: Orioles	8/22: @Orioles
6/28: Rays	7/12: @Orioles	7/26: Rays	8/9: Orioles	8/23: Orioles
6/29: Red Sox	7/13: @Rays	7/27: Red Sox	8/10: Red Sox	8/24: Red Sox
6/30: @Red Sox	7/14: @Red Sox	7/28: @Red Sox	8/11: @Red Sox	8/25: @Red Sox

BRIAN DOZIER AND LIAM HENDRIKS NAMED 2011 TWINS MINOR LEAGUE PLAYER AND PITCHER OF THE YEAR

Shortstop **Brian Dozier** was named the 2011 Sherry Robertson Award winner as the Twins' Minor League Player of the Year and right-handed pitcher **Liam Hendriks** was named the 2011 Jim Rantz Award winner as the Twins' Minor League Pitcher of the Year.

Dozier, 24, began the season at Single-A Ft. Myers and batted .322 (58-for-180) with 11 doubles, five triples, two home runs, 22 rbi, 32 runs scored, 13 steals and 27 walks in 49 games with the Miracle. He was promoted to Double-A New Britain on June 6 and batted .318 (99-for-311) with 22 doubles, seven triples, seven home runs, 34 rbi, 60 runs scored, 11 steals and 28 walks in 78 games with the Rock Cats. He combined to bat .320 (157-for-492) with 33 doubles, 12 triples, nine home runs and 56 rbi in 127 games this season.



The 5-foot-11, 190-pounder was the Twins Minor League Player of the Month for May, batting .337 (33-for-98) with seven doubles, three triples and 11 rbi in 27 games with Ft. Myers. Dozier led all Twins minor leaguers in triples (12), runs scored (92) and total bases (241), and was tied for first in stolen bases (24). He was the Twins eighth round pick in the 2009 First-Year Player Draft out of the University of Southern Mississippi.



Hendriks, 22, began the season at Double-A New Britain and went 8-2, 2.70 ERA (90.0 ip, 27 er), allowing 85 hits with 18 walks and 81 strikeouts in 16 appearances (15 starts). He was promoted to Triple-A Rochester on July 19 and went 4-4, 4.56 (49.1 ip, 25 er), allowing 52 hits with three walks and 30 strikeouts in nine starts. Hendriks had his contract selected by the Twins on September 6 and made his Major League debut, starting against the Chicago White Sox that same day, allowing three runs on just four hits in 7.0 innings but was dealt the loss.

College in Australia in 2007.

The 6-foot-3, 210-pounder was the Twins Minor League Player of the Week for June 4-10, going 2-0, 0.69 ERA (13.0 ip, 1 er) with one walk and 10 strikeouts. He was second among all Twins minor leaguers in wins (12) and strikeouts (111). Hendriks was signed by the Twins as a non-drafted free agent out of Sacred Heart

The Sherry Robertson Award, named in honor of the Twins' first farm director, was established in 1970 to recognize the Twins top minor league performer each season. Beginning in 2002, the award began recognizing the Twins' Minor League Player of the Year while the Jim Rantz Award, named after the current Twins' minor league senior director, was created to recognize the Twins' Minor League Pitcher of the Year.

SHERRY ROBERTSON MINOR LEAGUE PLAYER OF THE YEAR

YEAR	PLAYER	POS	YEAR	PLAYER	POS	YEAR	PLAYER	POS
1970	Mark Wiley	P	1984	Curt Wardle	P	1998	Doug Mientkiewicz	1B
1971	Steve Brye	OF	1985	Mark Davidson	OF	1999	Michael Restovich	OF
1972	Tom Smithson	C	1986	Gene Larkin	1B	2000	John Barnes	OF
1973	Craig Kusick	1B	1987	Mike Dyer	P	2001	Michael Cuddyer	3B
1974	Butch Wynegar	C	1988	Pete Delkus	P	2002	Lew Ford	OF
1975	Steve Luebber	P	1989	Paul Sorrento	1B	2003	Joe Mauer	C
1976	Dan Graham	C	1990	Denny Neagle	P	2004	Jason Kubel	OF
1977	Greg Field	P	1991	Pat Mahomes	P	2005	David Winfree	3B
1978	Steve Douglas	OF	1992	Marty Cordova	OF	2006	Alexi Casilla	IF
1979	Steve Green	P	1993	LaTroy Hawkins	P	2007	Brian Buscher	3B
1980	Bob Konopa	P	1994	LaTroy Hawkins	P	2008	Ben Revere	OF
1981	Kent Hrbek	1B	1995	Javier Valentin	C	2009	Ben Revere	OF
1982	Jeff Reed	C	1996	Todd Walker	3B-2B	2010	Joe Benson	OF
1983	Tim Lincecum	2B	1997	David Ortiz	1B	2011	Brian Dozier	SS

JIM RANTZ MINOR LEAGUE PITCHER OF THE YEAR

YEAR	PLAYER	YEAR	PLAYER	YEAR	PLAYER
2002	J.D. Durbin, RHP	2006	Matt Garza, RHP	2010	Kyle Gibson, RHP
2003	Jesse Crain, RHP	2007	Kevin Slowey, RHP	2011	Liam Hendriks, RHP
2004	Scott Baker, RHP	2008	Anthony Slama, RHP		
2005	Francisco Liriano, LHP	2009	David Bromberg, RHP		

MINNESOTA TWINS' 2011 MINOR LEAGUE AWARDS

SHERRY ROBERTSON MINOR LEAGUE PLAYER OF THE YEAR

Brian Dozier, SS, Ft. Myers/New Britain

JIM RANTZ MINOR LEAGUE PITCHER OF THE YEAR

Liam Hendriks, RHP, New Britain/Rochester/Minnesota

MINOR LEAGUE PLAYER OF THE MONTH

APRIL	Danny Ortiz.....	of.....	.377 ba, 20 g, 26 h, 16 r, 7 2b, 6 hr, 15 rbi, 6 bb.....	Beloit
MAY	Brian Dozier.....	ss.....	.337 ba, 27 g, 33 h, 14 r, 7 2b, 0 hr, 11 rbi, 14 bb.....	Ft. Myers
JUNE	Jairo Perez.....	ss.....	.397 ba, 19 g, 27 h, 15 r, 3 2b, 4 hr, 16 rbi, 9 bb.....	Beloit
JULY	Chris Parmelee.....	1b.....	.305 ba, 32 g, 36 h, 17 r, 8 2b, 6 hr, 26 rbi, 20 bb.....	New Britain
AUGUST	Eddie Rosario.....	of.....	.368 ba, 29 g, 42 h, 33 r, 3 2b, 10 hr, 29 rbi, 13 bb.....	Elizabethton

MINOR LEAGUE PITCHER OF THE MONTH

APRIL	Cole DeVries.....	rhp.....	0-0, 0.00 ERA, 7 g, 14.2 ip, 0 er, 1 bb, 21 k.....	New Britain
MAY	Steve Hirschfeld.....	rhp.....	2-2, 2.93 ERA, 5 g, 30.2 ip, 10 er, 8 bb, 23 k.....	New Britain
JUNE	Tom Stuijbergen.....	rhp.....	3-0, 0.87 ERA, 5 g, 31.0 ip, 3 er, 7 bb, 16 k.....	Ft. Myers
JULY	B.J. Hermsen.....	rhp.....	5-1, 1.89 ERA, 6 g, 38.0 ip, 8 er, 9 bb, 25 k.....	Beloit
AUGUST	Deolis Guerra.....	rhp.....	2-0, 1.29 ERA, 10 g, 21.0 ip, 3 er, 5 bb, 23 k.....	New Britain

MINOR LEAGUE PLAYER OF THE WEEK

WEEK	PLAYER	POS	STAT LINE	CLUB
April 15.....	Joe Benson.....	of.....	8 g, .406 ba, 13 h, 5 r, 4 2b, 1 hr, 9 rbi, 2 bb.....	New Britain
April 22.....	Nate Hanson.....	3b.....	7 g, .357 ba, 10 h, 4 r, 0 2b, 2 hr, 6 rbi, 1 bb.....	Ft. Myers
April 29.....	Cole DeVries.....	rhp.....	2 gs, 0-0, 5.0 ip, 1 h, 1 r, 0 er, 0 bb, 9 k.....	New Britain
May 7.....	Evan Bigley.....	of.....	7 g, .448 ba, 13 h, 6 r, 5 2b, 3 3b, 4 rbi, 1 bb.....	New Britain
May 14.....	Chris Parmelee.....	1b.....	7 g, .414 ba, 12 h, 5 r, 2 2b, 0 hr, 5 rbi, 2 bb.....	New Britain
May 21.....	Brian Dozier.....	ss.....	7 g, .433 ba, 13 h, 3 r, 2 2b, 2 3b, 7 rbi, 2 bb.....	Ft. Myers
May 28.....	Bruce Pugh.....	rhp.....	2 g, 0-0, 3.0 ip, 3 h, 1 r, 1 er, 1 bb, 1 k, 1 sv.....	Ft. Myers
June 3.....	Aaron Bates.....	3b.....	6 g, .545 ba, .583 obp, 12 h, 4 r, 1 rbi, 2 bb.....	Rochester
June 10.....	Liam Hendriks.....	rhp.....	2 gs, 2-0, 13.0 ip, 12 h, 1 r, 1 er, 1 bb, 10 k.....	New Britain
June 17.....	Patrick Dean.....	lhp.....	2 gs, 1-0, 12.2 ip, 5 h, 2 r, 2 er, 2 bb, 15 k.....	Beloit
June 24.....	Yangervis Solarte.....	2b.....	4 g, .438 ba, 7 h, 2 r, 2 2b.....	New Britain
July 1.....	Eddie Rosario.....	of.....	7 g, .393 ba, 1.000 slg, 11 h, 9 r, 2 2b, 5 hr, 12 rbi.....	Elizabethton
July 8.....	Miguel Sano.....	3b.....	7 g, .367 ba, .600 slg, 11 h, 7 r, 4 2b, 1 hr, 5 rbi.....	Elizabethton
July 15.....	Logan Darnell.....	lhp.....	2 gs, 2-0, 13.2 ip, 10 h, 4 r, 4 er, 2 bb, 10 k.....	Ft. Myers
July 22.....	B.J. Hermsen.....	rhp.....	1 gs, 1-0, 7.0 ip, 5 h, 1 r, 1 er, 2 bb, 5 k.....	Beloit
July 29.....	Tyler Robertson.....	lhp.....	3 g, 1-0, 5.0 ip, 3 h, 0 r, 0 er, 3 bb, 7 k, 1 sv.....	New Britain
August 5.....	Luis Nunez.....	lhp.....	3 g, 1-0, 6.0 ip, 4 h, 0 r, 0 er, 2 bb, 7 k, 1 sv.....	GCL
August 12.....	Dustin Martin.....	of.....	5 g, .400 ba, 1.000 slg, 8 h, 6 r, 1 2b, 3 hr.....	Rochester
August 19.....	Tim Shibuya.....	rhp.....	1 gs, 1-0, 7.0 ip, 2 h, 1 r, 1 er, 0 bb, 12 k.....	Elizabethton
August 26.....	Niko Goodrum.....	ss.....	7 g, .481 ba, .548 obp, 13 h, 8 r, 2 2b, 1 hr, 4 bb.....	Elizabethton
September 2.....	Alex Wimmers.....	rhp.....	1 gs, 1-0, 0 h, 0 r, 0 er, 2 bb, 5 k *no hitter.....	Ft. Myers

MINNESOTA TWINS ORGANIZATION

CURRENT TWINS WHO MADE THEIR PROFESSIONAL DEBUT IN THE TWINS ORGANIZATION

PLAYER	PRO DEBUT	PLAYER	PRO DEBUT	PLAYER	PRO DEBUT
Oswaldo Arcia.....	5/31/08 with DSL Twins	Luke Hughes.....	6/19/03 with GCL Twins	Ben Revere.....	6/22/07 with GCL Twins
Scott Baker.....	6/26/03 with Quad City	Jeff Manship.....	8/9/06 with GCL Twins	Tyler Robertson.....	6/24/06 with GCL Twins
Joe Benson.....	6/20/06 with GCL Twins	Joe Mauer.....	7/23/01 with Elizabethton	Denard Span.....	6/17/03 with Elizabethton
Nick Blackburn.....	6/20/02 with Elizabethton	Justin Morneau.....	8/7/99 with GCL Twins	Anthony Swarzak.....	6/25/04 with GCL Twins
Alex Burnett.....	6/27/05 with GCL Twins	Tsuyoshi Nishioka.....	4/1/11 with Minnesota	Rene Tosoni.....	6/20/07 with Elizabethton
Brian Duensing.....	7/5/05 with Elizabethton	Chris Parmelee.....	6/29/06 with GCL Twins	Danny Valencia.....	7/13/06 with Elizabethton
Carlos Gutierrez.....	7/13/08 with Ft. Myers	Glen Perkins.....	7/6/04 with Elizabethton	Kyle Waldrop.....	6/24/04 with GCL Twins
Liam Hendriks.....	6/20/07 with GCL Twins	Trevor Plouffe.....	6/21/04 with Elizabethton		

List includes only players on the 40-man roster

TWINS' SCOUTING STAFF

Deron Johnson - DeronJohnson@twinsbaseball.com Director of Scouting
Vern Followell - VernFollowell@twinsbaseball.com Pro Scouting Coordinator
Amanda Daley - AmandaDaley@twinsbaseball.com Manager, Scouting Administration

SCOUTING SUPERVISORS

Mark Quimuyog - MarkQuimuyog@twinsbaseball.com East Coast Supervisor
Sean Johnson - SeanJohnson@twinsbaseball.com West Coast Supervisor
Tim O'Neil - TimONeil@twinsbaseball.com Midwest Supervisor
Mike Ruth - MikeRuth@twinsbaseball.com Midwest Supervisor

SCOUTS

Cary Broder - CaryBroder@twinsbaseball.com Taiwan
Trevor Brown - TrevorBrown@twinsbaseball.com Washington, Oregon, Idaho, Alaska, Montana
Tyler Cameron - TylerCameron@twinsbaseball.com Central & Southern California
Ken Compton - KenCompton@twinsbaseball.com Major League Scout
Billy Corrigan - BillyCorrigan@twinsbaseball.com Florida
J.R. DiMercurio - JRDiMercurio@twinsbaseball.com Arkansas, Kansas, Missouri, Oklahoma
Marty Esposito - MartyEsposito@twinsbaseball.com Texas
Earl Frishman - EarlFrishman@twinsbaseball.com Major League Scout
Glenn Godwin - GlennGodwin@twinsbaseball.com Europe and South Africa
Fred Guerrero - FredGuerrero@twinsbaseball.com Dominican Republic/Coordinator of Scouting
Bill Harford - BillHarford@twinsbaseball.com Professional Scout
Bob Hegman - BobHegman@twinsbaseball.com Major League Scout
David Kim - DavidKim@twinsbaseball.com Pacific Rim
Wayne Krivsky - WayneKrivsky@twinsbaseball.com Special Assistant to the General Manager
John Leavitt - JohnLeavitt@twinsbaseball.com Southern California, Hawaii
Jose Leon - JoseLeon@twinsbaseball.com Venezuela and Panama/Coordinator of Scouting
Jose Marzan - JoseMarzan@twinsbaseball.com Latin America Coordinator
Shaun McGinn - ShaunMcGinn@twinsbaseball.com Advance Scout
Bill Milos - BillMilos@twinsbaseball.com Major League Scout
Howard Norsetter - HowardNorsetter@twinsbaseball.com International Scouting Coordinator
Hector Otero - HectorOtero@twinsbaseball.com Puerto Rico and Southeast Florida
Jeff Pohl - JeffPohl@twinsbaseball.com Michigan, Indiana, Illinois
Jack Powell - JackPowell@twinsbaseball.com Georgia, Alabama
Greg Runser - GregRunser@twinsbaseball.com Greater Houston (TX), Louisiana
Rick Sellers - RickSellers@twinsbaseball.com Greater Cincinnati (OH) area, Kentucky, Tennessee, Mississippi
Elliott Strankman - ElliottStrankman@twinsbaseball.com Nevada, Central and Northern California
Ricky Taylor - RickyTaylor@twinsbaseball.com North Carolina, South Carolina, Western Virginia
Francisco Tejada - FranciscoTejada@twinsbaseball.com Dominican Republic
Jay Weitzel - JayWeitzel@twinsbaseball.com Upstate New York, West Pennsylvania, Ohio, West Virginia
Ted Williams - TedWilliams@twinsbaseball.com Arizona, New Mexico, Colorado, Wyoming, Utah, Clark County (NV)
John Wilson - JohnWilson@twinsbaseball.com Connecticut, New Jersey, East New York, East Pennsylvania, Massachusetts,
 Eastern Virginia, Maryland, Vermont, Rhode Island, Maine, New Hampshire, Delaware, Washington D.C.
Mark Wilson - MarkWilson@twinsbaseball.com North Dakota, South Dakota, Nebraska, Iowa, Wisconsin, Minnesota, Canada
Earl Winn - EarlWinn@twinsbaseball.com Professional Scout

PART-TIME SCOUTS

Eric Espinosa Panama
John Cortese Italy
Andy Johnson Europe
Alan Sandberg Northeast U.S.
Kenny Su Taiwan
Koji Takahashi Japan
Lester Victoria Curacao
Troy Williams German

ASSOCIATE SCOUTS

Nelson Meneses Venezuela
Juan Padilla Venezuela
Franklin Parra Venezuela
Pablo Torres Venezuela
Vicente Arias Dominican Republic
Eurey Luis Haslen Dominican Republic
Manuel Luciano Dominican Republic

MINNESOTA TWINS ORGANIZATION - 2011 FOREIGN-BORN PLAYERS

COUNTRY	# OF PLAYERS	COUNTRY	# OF PLAYERS	COUNTRY	# OF PLAYERS
Aruba.....	1	Dominican Republic.....	36	Panama.....	1
Australia.....	10	Germany.....	2	Puerto Rico.....	8
Canada.....	5	Japan.....	1	South Africa.....	1
Cuba.....	1	Mexico.....	2	Taiwan.....	3
Czech Republic.....	1	Netherlands.....	1	Venezuela.....	31

TWINS' FIRST ROUND DRAFT PICKS

JUNE

JANUARY

REGULAR PHASE

1965	Eddie LeonSS
1966	Buzz StephenRHP
1967	Steve BryeOF
1968	Alex RowellOF
1969	Paul PowellOF
1970	Bob GorinskiOF
1971	Dale SoderholmSS
1972	Dick RuthvenRHP
1973	Eddie BaneLHP
1974	Ted ShipleySS
1975	Rick SofieldSS
1976	Jamie Allen3B
1977	Paul CroftOF
1978	Lenny FaedoSS
1979	Kevin BrandtOF
1980	Jeff ReedC
1981	Mike Sodders3B
1982	Bryan DelkersLHP
1983	Tim BelcherRHP
1984	Jay BellSS
1985	Jeff BumgarnerRHP
1986	Derek ParksC
1987	Willie BanksRHP
1988	Johnny ArdRHP
1989	Chuck KnoblauchSS
1990	Todd RitchieRHP
1991	David McCartyOF
1992	Dan SerafiniLHP
1993	Torii HunterOF
	Jason VaritekC
1994	Todd Walker2B
1995	Mark RedmanLHP
1996	Travis Lee1B
1997	Michael CuddyerSS
	Matthew LeCroyC
1998	Ryan MillsLHP
1999	B.J. GarbeOF
2000	Adam JohnsonRHP
2001	Joe MauerC
2002	Denard SpanOF
2003	Matt Moses3B
2004	Trevor PlouffeSS
	Glen PerkinsLHP
	Kyle WaldropRHP
	Matthew FoxRHP
	Jay RainvilleRHP
2005	Matt GarzaRHP
	Henry Sanchez1B
2006	Chris ParmeleeOF
2007	Ben RevereOF
2008	Aaron HicksOF
2009	Kyle GibsonRHP
2010	Alex WimmersRHP
2011	Levi MichaelSS

1965	(No Selection)	
1965	(No Selection)	
1966	Charles ChaseOF
1966	Robert CrosbyRHP
1967	Leonard WeemsOF
1967	Clifford Foster1B
1968	David HootOF
1968	Eric Soderholm3B
1969	Gary WilburnC
1969	John HurleyRHP
1970	Sayle BrownRHP
1970	George PughLHP
1971	Jerry MaberryRHP
1971	Jeff HooperLHP
1972	Lew LernerRHP
1972	Bob KoeppelOF
1973	Joseph HonceOF
1973	Dennis SherowOF
1974	Mark LockwoodLHP
1974	Jerry GarvinLHP
1975	Donald Albares2B
1975	Mark WilsonOF
1976	Bob VeselicRHP
1976	Pete RedfernRHP
1977	Lance Hallberg1B
1977	Mike WaltersRHP
1978	Ralph CitarellaRHP
1978	Keith IsaacsRHP
1979	Joseph McCarthyOF
1979	Joseph PlummerRHP
1980	Jeff BarnardRHP
1980	Nattie GeorgeOF
1981	Peter KutsukosRHP
1981	Rhett Whisman3B
1982	Kirby PuckettOF
1982	Mark MargisLHP
1983	Kevin HammondRHP
1983	Coe BrierC
1984	Carl CoxLHP
1984	Alan SontagRHP
1985	Tony FaryniarzRHP
1985	Garnett O'ConnorRHP
1986	Jarvis Brown2B
1986	Toby NivensRHP

(January Draft Ended)

Bold indicates signed players

SECONDARY PHASE

1965	(No selection)	
1966	Bob Jones3B
1967	Ken SotkiewiczSS
1968	Danny ThompsonSS
1969	Ralph DickOF
1970	Daniel GuerreroC
1971	Glenn BorgmannC
	Randolph DeterioRHP
1972	John EichholtzC
1973	Wayne Williams2B
1974	Gary BishopOF
1975	Hosken PowellOF

1976	Gregory Vogel2B
1977	Frank FerroniLHP
1978	Bruce KastelicSS
1979	Gary Gaetti3B
1980	John PalicaOF
1981	John SaleryOF
1982	Curt KindredRHP
1983	Oddibe McDowellOF
1984	Eddy YanesOF
1985	Dewayne ColemanRHP
1986	James McClellanRHP

(Secondary Phase Ended)

MEN OF STEAL

Awarded annually to the Twins' Minor League stolen base leader

YEAR	PLAYER	SB	YEAR	PLAYER	SB	YEAR	PLAYER	SB
1990	J.T. Brutt	52	1998	Anthony Felston	*88	2006	Alexi Casilla	50
1991	David Rivera	52	1999	Cleatus Davidson	40	2007	Estarlin de los Santos	27
1992	David Rivera	48	2000	Michael Restovich	19		Steve Tolleson	27
1993	Pat Howell	36	2001	Rafael Boitel	36	2008	Ben Revere	44
1994	Matt Lawton	42	2002	Lew Ford	28	2009	Ben Revere	45
1995	Carlos Garcia	38	2003	Jason Bartlett	41	2010	Ben Revere	36
1996	Armann Brown	36	2004	Josh Rabe	25	2011	Brian Dozier/Daniel Santana	24
1997	Anthony Felston	45	2005	Scott Whitrock	25		*Led minor leagues	

MINNESOTA TWINS' 2011 FIRST-YEAR PLAYER DRAFT

RD	PLAYER	POS	B/T	HT	WT	DOB	HOMETOWN	SCHOOL	SCOUT
1	Levi Michael	ss	R/R	5-10	185	2/9/91	Lexington, NC	University of North Carolina	Taylor
1a	Travis Harrison	3b	R/R	6- 2	215	10/17/92	Aliso Viejo, CA	Tustin High School	Leavitt
1b	Hudson Boyd	rhp	R/R	6- 3	225	10/18/92	Ft. Myers, FL	Bishop Verot High School	Otero
2	Madison Boer	rhp	R/R	6- 4	210	11/9/89	Eden Prairie, MN	University of Oregon	Brown
3	Corey Williams	lhp	L/L	6- 2	195	7/4/90	Huntsville, AL	Vanderbilt University	Winn
4	Matt Summers	rhp	L/R	6- 1	205	8/17/89	Cave Creek, AZ	University of California	Leavitt
5	Tyler Grimes	ss	R/R	5-10	180	7/3/90	Andale, KS	Wichita State University	DiMercurio
6	Dereck Rodriguez	cf	R/R	6- 1	160	6/5/92	Plantation, FL	Pace High School	Otero
7	Steven Gruver	lhp	L/L	6- 2	205	6/30/89	Cranfield, OH	University of Tennessee	Powell
8	Jason Wheeler	lhp	L/L	6- 6	250	10/27/90	Torrance, CA	Torrance, High School	Eaglin
9	Adam Bryant	ss	R/R	5-10	175	5/21/90	Pensacola, FL	Troy State University	Powell
10	Brett Lee	lhp	L/L	6- 4	200	9/20/90	Pensacola, FL	St. Petersburg JC	Corrigan
11	Tyler Jones	rhp	R/R	6- 4	205	9/5/89	Milwaukee, WI	Louisiana State University	Runser
12	Matt Koch	c	R/R	6- 0	210	11/21/88	Manhattan Beach, CA	Loyola Marymount University	Eaglin
13	Steven Evans	lhp	L/L	6- 4	195	8/9/89	Amherst, VA	Liberty University	Taylor
14	Adam McCreery	lhp	L/L	6- 8	200	12/31/92	LaVerne, CA	Bonita High School	Leavitt
15	Jose Montanez	lhp	L/L	6- 2	190	1/15/92	Rio Piedras, PR	Miami Dade CC	Otero
16	Austin Malinowski	lhp	R/L	6- 4	210	11/30/92	Lino Lakes, MN	Centennial High School	M. Wilson
17	Josh Burris	rhp	R/R	5-10	175	11/28/91	Baton Rouge, LA	Louisiana State University	Runser
18	Corey Kimes	lhp	L/L	6- 4	240	5/2/90	Ottawa, IL	University of Illinois	Pohl
19	Tyler Koelling	cf	R/R	6- 0	195	5/1/89	Luling, LA	U. of Southern Mississippi	Winn
20	Brian Anderson	ss	R/R	6- 3	175	5/19/93	Oklahoma City, OK	Deer Creek High School	DiMercurio
21	Michael Howard	lhp	L/L	6- 1	170	2/17/93	Prescott, AZ	Prescott High School	Williams
22	James Ramsey	cf	L/R	6- 0	190	12/19/89	Alpharetta, GA	Florida State University	Corrigan
23	Tim Shibuya	rhp	R/R	6- 1	190	9/14/89	Jackson, WY	U. of California-San Diego	Leavitt
24	Nick Burdi	rhp	R/R	6- 5	220	1/19/93	Downers Grove, IL	Downers Grove South High School	Pohl
25	A.J. Pettersen	ss	R/R	5- 8	160	11/19/88	Minnetonka, MN	University of Minnesota	M. Wilson
26	Trent Higginbotham	rhp	R/R	6- 2	185	5/16/92	Pinson, AL	Clay Chaukville High School	Powell
27	Chris Mazza	rhp	R/R	6- 3	178	10/17/89	Clayton, CA	Menlo College	Strankman
28	David Hurlbut	lhp	L/L	6- 3	215	11/24/89	Concord, CA	Cal State Fullerton	Leavitt
29	Derek Thompson	lhp	L/L	6- 2	170	8/8/92	Teutopolis, IL	Teutopolis High School	Pohl
30	Will Clinard	rhp	R/R	6- 4	225	11/3/89	Cross Plains, TX	Vanderbilt University	Winn
31	Garrett Jewel	rhp	R/R	6- 1	187	6/17/90	Alexandria, NH	Southern New Hampshire University	J. Wilson
32	Dylan Chavez	lhp	L/L	6- 1	175	4/16/91	Rancho Murrietta, CA	American River College	Strankman
33	Stephen Wickens	ss	R/R	5-10	170	3/5/89	Whitby, Canada	Florida Gulf Coast University	Corrigan
34	Ryan Tella	cf	L/L	6- 0	185	5/18/91	Freemont, CA	Ohlone, College	Strankman
35	Phillip Chapman	c	R/R	5-11	198	3/28/89	Clinton, MS	University of Memphis	Winn
36	Austin Barrois	of	L/L	5-11	195	10/7/92	Belle Chasse, LA	Belle Chasse High School	Runser
37	Andrew Leachman	lf	R/R	6- 3	205	4/21/89	Mobile, AL	Birmingham Southern College	Powell
38	Alex Keudell	rhp	R/R	6- 3	195	2/25/90	Beaverton, OR	University of Oregon	Brown
39	Edwin McCord	rhp	R/R	6- 2	170	11/17/92	Spanish Fort, AL	Spanish Fort High School	Powell
40	Kyle Barraclough	rhp	R/R	6- 2	200	5/23/90	Santa Clara, CA	Saint Mary's College	Strankman
41	T.J. Oakes	rhp	R/R	6- 5	235	7/15/90	Jordan, MN	University of Minnesota	M. Wilson
42	Matthew Tomshaw	lhp	L/L	6- 2	200	12/17/88	Kingston, NY	Jacksonville University	Corrigan
43	Robert O'Neill	rhp	R/R	6- 2	215	7/15/89	Phelan, CA	Biola University	Leavitt
44	Cole Johnson	rhp	R/R	6- 3	200	10/6/88	Hudson, OH	University of Notre Dame	Pohl
45	Julio Torres	2b	S/R	5-11	170	10/29/93	Cidra, PR	Puerto Rico Baseball Academy	Otero
46	Jared Dettman	lhp	L/L	6- 3	185	5/18/92	Somerset, WI	Somerset High School	M. Wilson
47	John Hochstatter	lhp	R/L	6- 4	205	4/1/93	Danville, CA	San Ramon Valley High School	Strankman
48	Garret Peterson	ss	R/R	6- 4	190	3/12/93	Dubois, PA	Dubois Area High School	Weitzel
49	Drake Roberts	sp	S/R	5- 9	160	1/6/92	Washington, TX	Brenham High School	Esposito
50	Bryan Burgher	rhp	R/R	6- 2	185	3/21/93	Puyallup, WA	Emerald Ridge High School	Brown

BOLD indicates signed player

* The Twins signed 33 players from the 2011 First-Year Player Draft.

DID YOU Know?

...that the oldest player in the Twins organization last season was Joe Nathan, at age 36, born on November 22, 1974. The youngest player was Argenis Silva who turned 17 on July 24 and was born in 1995.



ORGANIZATION PLAYERS

ABREU, JOSE ALEXI

PITCHER

HEIGHT: 5-11

BATS: R

BORN: 7/13/92 in San Francisco de Macoris, Dominican Republic

WEIGHT: 170

THROWS: R

RESIDES: San Francisco de Macoris, Dominican Republic

SIGNED BY: Fred Guerrero

SCHOOL: --

HOW OBTAINED: Signed as a non-drafted free agent, September 2, 2010

2011: Began professional career with DSL Twins...pitched in 11 games, posting a 1.30 ERA in 41.2 innings pitched.

Year	Team	W-L	ERA	G	GS	CG	SH	SV	IP	H	R	ER	HR	HB	BB	SO	WP	BK	BAA
2011	DSL Twins	3-1	1.30	11	6	0	0	0	41.2	28	9	6	0	2	12	29	3	0	.196

ACHTER, ADAM JOSEPH (A.J.)

PITCHER

HEIGHT: 6-5

BATS: R

BORN: 8/27/88 in Toledo, OH

WEIGHT: 213

THROWS: R

RESIDES: Oregon, OH

SIGNED BY: Jeff Pohl

SCHOOL: Michigan State University

HOW OBTAINED: Twins' 46th round pick in the 2010 First-Year Player Draft.

2011: Played entire season with Single-A Beloit...pitched in 19 games, posting a 4.52 ERA over 99.2 innings pitched...2010: Began professional career with Rookie-Level Elizabethton...pitched in four games, posting a 4.91 ERA over 7.1 innings pitched.

Year	Team	W-L	ERA	G	GS	CG	SH	SV	IP	H	R	ER	HR	HB	BB	SO	WP	BK	BAA
2010	Elizabethton	1-0	4.91	4	0	0	0	0	7.1	7	4	4	0	1	3	8	2	1	.250
2011	Beloit	5-8	4.52	19	19	0	0	0	99.2	97	59	50	13	4	35	108	6	1	.256
Minor League Totals		6-8	4.54	23	19	0	0	0	107.0	104	63	54	13	5	38	116	8	2	.256

ALBERS, ANDREW

PITCHER

HEIGHT: 6-1

BATS: R

BORN: 10/6/98 in North Battleford, Saskatchewan, Canada

WEIGHT: 208

THROWS: L

RESIDES: North Battleford, Saskatchewan, Canada

ORIGINALLY SIGNED BY: Padres' 10th round pick in the 2008 First-Year Player Draft.

SCHOOL: University of Kentucky

HOW OBTAINED: Signed as a minor league free agent, March 11, 2011.

2011: Pitched 2.2 innings in his first appearance (April 13) since having "Tommy John" surgery...pitched in 22 games with Ft. Myers before being transferred to New Britain...pitched in 13 games with New Britain, posting a 2.91 ERA over 43.1 innings pitched...2010: Pitched in independent ball with Quebec Can-Am League...2009: Placed on the disabled list, August 2, with a ulnar collateral ligament injury in his left elbow...had "Tommy John" surgery on June 17.

Year	Team	W-L	ERA	G	GS	CG	SH	SV	IP	H	R	ER	HR	HB	BB	SO	WP	BK	BAA
2008	AZL Padres	1-0	0.00	5	2	0	0	0	7.0	3	1	0	0	0	3	7	0	0	.136
2009	AZL Padres	Injured - Did Not Play																	
2010	Quebec (IND)	3-0	1.41	40	0	0	0	17	57.2	41	9	9	N/A	N/A	16	59	N/A	N/A	N/A
2011	Ft. Myers	4-1	1.55	22	2	0	0	4	52.1	48	11	9	2	1	7	46	1	0	.247
	New Britain	4-1	2.91	13	5	0	0	0	43.1	44	15	14	0	5	7	34	2	0	.270
Minor League Totals		9-2	2.02	40	9	0	0	4	102.2	95	27	23	2	6	17	87	3	0	.251

ANDRADE, JORGE ALEXANDER

SHORTSTOP

HEIGHT: 5-10

BATS: S

BORN: 12/7/94 in San Jose, Venezuela

WEIGHT: 170

THROWS: R

RESIDES: Zulia, Venezuela

SIGNED BY: Jose Leon

SCHOOL: --

HOW OBTAINED: Signed as a non-drafted free agent, September 2, 2011.

Year	Team	AVG	G	AB	R	H	2B	3B	HR	RBI	SH	SF	HB	BB	SO	SB	CS	E	OBP
2012	Will be his first year in professional baseball.																		

AREVALO, RICARDO ORTEGA

PITCHER

HEIGHT: 6-3

BATS: R

BORN: 2/28/91 in Baruta, Venezuela

WEIGHT: 213

THROWS: R

RESIDES: Guacara-Carabobo, Venezuela

SIGNED BY: Jose Leon

SCHOOL: --

HOW OBTAINED: Signed as a non-drafted free agent, June 4, 2009.

2011: Played entire season with the GCL Twins...pitched in 13 games, posting a 3.60 ERA over 40.0 innings pitched...threw the most innings on the team...2010: Played entire season with the GCL Twins...threw the fourth-most innings on the team.

Year	Team	W-L	ERA	G	GS	CG	SH	SV	IP	H	R	ER	HR	HB	BB	SO	WP	BK	BAA
2009	DSL Twins	0-1	2.48	17	0	0	0	1	32.2	22	12	9	2	5	11	19	2	0	.195
2010	GCL Twins	0-7	4.97	12	11	0	0	0	50.2	47	36	28	3	10	26	40	10	1	.249
2011	GCL Twins	0-4	3.60	13	9	0	0	0	40.0	39	25	16	1	6	20	37	8	1	.252
Minor League Totals		0-12	3.87	42	20	0	0	1	123.1	108	73	53	6	21	57	96	20	2	.236

ARIAS, JHONATAN BERARMINO **CATCHER**

HEIGHT: 5-11 **BATS:** R **BORN:** 2/18/89 in Bani, Dominican Republic
WEIGHT: 190 **THROWS:** R **RESIDES:** Boca Chica, Dominican Republic
SIGNED BY: Fred Guerrero **SCHOOL:** --
HOW OBTAINED: Signed as a non-drafted free agent, March 2, 2007.
2011: Began the season with Rookie-Level Elizabethton...transferred to Single-A Beloit, June 30...**2010:** Played entire season with Rookie-Level Elizabethton...ended the season with a six-game hit-streak.

Year	Team	AVG	G	AB	R	H	2B	3B	HR	RBI	SH	SF	HB	BB	SO	SB	CS	E	OBP
2007	DSL Twins	.207	40	121	15	25	4	0	0	9	1	0	10	6	16	2	1	3	.299
2008	DSL Twins	.248	50	141	11	35	6	0	0	15	0	2	1	15	24	3	2	11	.321
2009	GCL Twins	.244	27	82	12	20	6	0	0	7	3	0	2	10	12	2	0	3	.340
2010	Elizabethton	.242	32	99	10	24	9	0	3	15	2	1	0	8	20	0	0	5	.296
2011	Elizabethton	.313	5	16	2	5	0	0	1	2	0	0	0	5	5	0	0	1	.476
	Beloit	.151	28	86	5	13	1	0	0	5	6	0	0	5	20	1	0	1	.198
Minor League Totals		.224	182	545	55	122	26	0	4	53	12	3	13	49	97	8	3	24	.302

ARIAS, PEDRO **PITCHER**

HEIGHT: 6-2 **BATS:** R **BORN:** 2/4/94 in San Pedro De Macoris, DR
WEIGHT: 190 **THROWS:** R **RESIDES:** San Pedro De Macoris, DR
SIGNED BY: Fred Guerrero **SCHOOL:** --
HOW OBTAINED: Signed as non-drafted free agent, January 20, 2012.

Year	Team	W-L	ERA	G	GS	CG	SH	SV	IP	H	R	ER	HR	HB	BB	SO	WP	BK	BAA
2012	Will be his first season in professional baseball.																		

ARIAS, VICTOR ALFONSO **INFIELDER**

HEIGHT: 5-11 **BATS:** S **BORN:** 3/26/91 in Boca Chica, Dominican Republic
WEIGHT: 170 **THROWS:** R **RESIDES:** Boca Chica, Dominican Republic
SIGNED BY: Fred Guerrero **SCHOOL:** --
HOW OBTAINED: Signed as a non-drafted free agent, July 10, 2008.
2011: Played his third full season with the DSL Twins...set career-highs in games played and hits.

Year	Team	AVG	G	AB	R	H	2B	3B	HR	RBI	SH	SF	HB	BB	SO	SB	CS	E	OBP
2009	DSL Twins	.250	34	96	11	24	4	2	0	10	3	1	5	11	25	5	5	13	.354
2010	DSL Twins	.165	40	115	13	19	3	0	0	4	0	0	3	12	25	7	2	12	.262
2011	DSL Twins	.226	45	124	20	28	4	1	0	17	2	3	3	17	30	17	7	8	.327
Minor League Totals		.212	119	335	44	71	11	3	0	31	5	4	11	40	80	29	14	33	.313

ATHERTON, TIMOTHY IAN (TIM) **PITCHER**

HEIGHT: 6-2 **BATS:** R **BORN:** 11/7/89 in Kempsey, New South Wales, Australia
WEIGHT: 195 **THROWS:** R **RESIDES:** Shell Harbour, New South Wales, Australia
SIGNED BY: Howard Norsetter **SCHOOL:** --
HOW OBTAINED: Signed as a non-drafted free agent, February 10, 2007.
2011: Signed as a free agent, May 2...appeared in four games with the GCL Twins...transferred to Elizabethton, August 5...pitched in six games, posting a 1.50 ERA in 24.0 innings pitched.

Year	Team	AVG	G	AB	R	H	2B	3B	HR	RBI	SH	SF	HB	BB	SO	SB	CS	E	OBP	
2007	ASL Twins	Played in the Australian Summer League.																		
2008	GCL Twins	.375	5	16	4	6	2	0	0	4	0	0	2	3	3	0	0	0	.524	
	AZL Padres	.212	21	52	4	11	1	0	0	6	0	0	0	2	21	0	1	2	.241	
Minor League Totals		.250	26	68	8	17	3	0	0	10	0	0	2	5	24	0	1	2	.320	
Year	Team	W-L	ERA	G	GS	CG	SH	SV	IP	H	R	ER	HR	HB	BB	SO	WP	BK	BAA	
2011	GCL Twins	0-0	2.25	4	1	0	0	0	8.0	1	2	2	0	0	2	12	0	0	.042	
	Elizabethton	3-0	1.50	6	4	0	0	0	24.0	14	4	4	3	2	5	29	0	0	.175	
Minor League Totals		3-0	1.69	10	5	0	0	0	32.0	15	6	6	3	2	7	41	0	0	.144	

BAEZ, DUBAL ANDRES **SECOND BASEMAN**

HEIGHT: 6-0 **BATS:** R **BORN:** 6/14/93 in Cabimas, Venezuela
WEIGHT: 175 **THROWS:** R **RESIDES:** Cabimas-Zulia, Venezuela
SIGNED BY: Jose Leon **SCHOOL:** --
HOW OBTAINED: Signed as a non-drafted free agent, June 1, 2010.

Year	Team	AVG	G	AB	R	H	2B	3B	HR	RBI	SH	SF	HB	BB	SO	SB	CS	E	OBP
2010	DSL Twins	.250	14	40	9	10	0	0	0	7	1	0	2	8	9	1	0	4	.400
2011	DSL Twins	.250	35	92	28	23	2	0	0	13	2	0	11	17	22	14	3	4	.425
Minor League Totals		.250	49	132	37	33	2	0	0	20	3	0	13	25	31	15	3	8	.418

BARGAS JR., PAUL MOSES **PITCHER**

HEIGHT: 6-1 **BATS:** L **BORN:** 10/13/88 in Riverside, CA
WEIGHT: 205 **THROWS:** L **RESIDES:** Perris, CA
ORIGINALLY SIGNED BY: Rockies' 13th round pick in the 2009 First-Year Player Draft. **SCHOOL:** University of California Riverside
HOW OBTAINED: Trade with Colorado, December 16, 2010

2011: Did not play due to illness...**2010:** Pitched the season with Single-A Asheville...did not allow a run in his final 15 appearances (15.2 ip)...posted a 1.09 ERA (33.0 ip, 4 er) Post-All-Star break...held lefties to a .159 (10-for-63) batting average...acquired by the Twins in a trade for catcher Jose Morales, December 16...**2009:** Split his first professional season between Rookie-Level Casper and Single-A Tri-City...transferred from Casper to Tri-City, July 25...struck out 34 batters in 30.1 innings at both levels combined.

Year	Club	W-L	ERA	G	GS	CG	SH	SV	IP	H	R	ER	HR	HB	BB	SO	WP	BK	BAA
2009	Casper	0-0	3.52	6	1	0	0	2	7.2	5	3	3	0	0	1	10	2	0	.200
	Tri-City	3-1	1.59	13	0	0	0	0	22.2	12	5	4	1	0	7	24	3	0	.160
2010	Asheville	5-4	3.59	58	0	0	0	5	67.2	57	31	27	3	2	19	64	3	0	.227
2011	Ft. Myers	Injured - Did Not Play																	
Minor League Totals		8-5	3.12	77	1	0	0	7	98.0	74	39	34	4	2	27	98	8	0	.211

BASHORE, MATTHEW SCOTT

PITCHER

HEIGHT: 6-3

BATS: L

BORN: 4/6/88 in Tipp City, OH

WEIGHT: 200

THROWS: L

RESIDES: Goldsboro, NC

SIGNED BY: Jeff Pohl

SCHOOL: Indiana University

HOW OBTAINED: Twins' compensation pick (46th overall) in the 2009 First-Year Player Draft.

2006 graduate of Tippecanoe (OH) High School where he also played basketball and football...earned first team honors from the Central Buckeye Conference as a senior...attended Indiana University where he was named First Team All-Big Ten and Second Team All-Great Lakes Region as a sophomore...was named Big Ten Pitcher of the Week three times as a sophomore...named Second-Team All-Big Ten his junior year...tied school record with 244 career strikeouts...earned Most Outstanding Player honors at the Big Ten Tournament after giving up just two hits and two walks against Minnesota, May 21, 2009.

2011: Played entire season with Rookie-Level Elizabethton...pitched in 12 games, posting a 3.24 ERA in 16.2 innings pitched...2010: Placed on the disabled list, June 27...underwent season-ending surgery on his left elbow.

Year	Team	W-L	ERA	G	GS	CG	SH	SV	IP	H	R	ER	HR	HB	BB	SO	WP	BK	BAA
2009	Elizabethton	0-0	0.00	1	0	0	0	0	2.0	3	0	0	0	0	0	2	0	0	.375
2010	Injured - Did Not Play																		
2011	Elizabethton	0-0	3.24	12	3	0	0	0	16.2	13	8	6	2	1	8	15	3	0	.213
Minor League Totals		0-0	2.89	13	3	0	0	0	18.2	16	8	6	2	1	8	17	3	0	.232

BATES, AARON

FIRST BASEMAN

See Pages 40-41

BERESFORD, JAMES RICHARD

SHORTSTOP

HEIGHT: 6-1

BATS: L

BORN: 1/19/89 in Mount Waverly, Victoria, Australia

WEIGHT: 151

THROWS: R

RESIDES: Glen Waverly, Victoria, Australia

SIGNED BY: Howard Norsetter

SCHOOL: Wesley College (AUS)

HOW OBTAINED: Signed as a non-drafted free agent, August 13, 2005.

2011: Played entire season in Single-A Ft. Myers...led team in games, at-bats and hits for the second consecutive season...2010: Played entire season in Single-A Beloit...led team in games, at-bats and hits...second in runs...14-for-14 in stolen bases...played in the Australian Baseball League over the winter for Melbourne, batting .421 (16-for-38)...2009: Led team in sacrifice hits, at-bats and hits and was second in games, runs and stolen bases...2006: Disabled entire season with surgery to repair torn labrum in right shoulder.

Year	Team	AVG	G	AB	R	H	2B	3B	HR	RBI	SH	SF	HB	BB	SO	SB	CS	E	OBP
2006	Injured - Did Not Play																		
2007	GCL Twins	.288	45	139	22	40	2	0	14	6	0	1	12	23	7	2	12	349	
2008	Elizabethton	.246	55	179	26	44	5	1	0	23	5	2	25	35	1	4	23	345	
2009	Beloit	.289	114	450	52	130	11	0	0	38	17	1	3	34	70	15	11	25	342
2010	Beloit	.297	126	491	70	146	19	5	1	59	7	2	6	34	56	14	14	18	349
2011	Ft. Myers	.270	131	485	51	131	12	1	0	37	9	6	2	43	63	4	8	20	328
Minor League Totals		.282	471	1744	221	491	49	7	1	171	44	9	14	148	247	41	39	98	.341

BIGLEY, EVAN MITCHELL

OUTFIELDER

HEIGHT: 6-0

BATS: R

BORN: 3/9/87 in Lancaster, TX

WEIGHT: 211

THROWS: R

RESIDES: Combine, TX

SIGNED BY: Marty Esposito

SCHOOL: Dallas Baptist University

HOW OBTAINED: Twins' 10th round pick in the 2008 First-Year Player Draft.

2011: Played entire season with Double-A New Britain...ranked second on the team in games and at-bats...2010: Began season in Single-A Ft. Myers...ranked fourth on the team in at-bats and hits...transferred to Double-A New Britain, August 9...2009: Began season with Single-A Beloit...transferred to Single-A Ft. Myers, May 12...had 10 multi-rbi games, five three-hit games and one four-hit game with Ft. Myers...had second-most home runs and fourth most rbi on team...2008: Second in Appalachian League in home runs, on-base percentage, extra-base hits (30) and runs scored...led team and was third in Appalachian League in rbi...tied for most triples on team...named Appalachian League Postseason All-Star.

Year	Team	AVG	G	AB	R	H	2B	3B	HR	RBI	SH	SF	HB	BB	SO	SB	CS	E	OBP
2008	Elizabethton	.300	53	213	45	64	13	3	14	47	0	2	8	13	43	2	2	6	360
2009	Beloit	.307	25	101	16	31	6	1	2	22	0	0	2	3	19	2	2	1	340
	Ft. Myers	.280	95	328	39	92	22	2	5	46	5	1	6	22	71	1	5	2	336
2010	Ft. Myers	.262	97	374	41	98	24	1	2	28	4	3	3	15	80	2	1	0	294
	New Britain	.336	27	113	17	38	9	1	4	15	0	1	1	3	22	0	2	1	356
2011	New Britain	.253	133	487	59	123	34	3	7	56	3	3	8	35	108	5	6	11	311
Minor League Totals		.276	430	1616	217	446	108	11	34	214	12	10	28	91	343	12	18	21	.324

BOER, MADISON JAMES

PITCHER

HEIGHT: 6-4

BATS: R

BORN: 11/9/89 in Saint Louis Park, MN

WEIGHT: 210

THROWS: R

RESIDES: Eden Prairie, MN

SIGNED BY: Trevor Brown

SCHOOL: University of Oregon

HOW OBTAINED: Twins' 2nd round pick in the 2011 First-Year Player Draft.

2011: Began season on June 23 with Rookie-Level Elizabethton...transferred to Single-A Beloit, August 7...Appalachian League All-Star Game selection.

Year	Team	W-L	ERA	G	GS	CG	SH	SV	IP	H	R	ER	HR	HB	BB	SO	WP	BK	BAA
2011	Elizabethton	2-1	2.60	15	0	0	0	9	17.1	13	5	5	1	0	2	31	0	0	.203
	Beloit	0-0	6.75	8	0	0	0	2	8.0	12	7	6	0	0	1	12	0	0	.343
Minor League Total		2-1	3.91	23	0	0	0	11	25.1	25	12	11	1	0	3	43	0	0	.253

MINOR LEAGUES

BONILLA, STERLING MANUEL**PITCHER****HEIGHT:** 6-0**BATS:** R**BORN:** 2/26/92 in Santo Domingo, Dominican Republic**WEIGHT:** 165**THROWS:** R**RESIDES:** La Vega, Dominican Republic**SIGNED BY:** Fred Guerrero**SCHOOL:** --**HOW OBTAINED:** Signed as a non-drafted free agent, April 5, 2010.**2011:** Played the entire season with DSL Twins...pitched in 13 games, posting a 2.73 ERA in 52.2 innings pitched...**2010:** Led the DSL Twins in innings pitched, earned run average and third on team in strikeouts...ranked ninth in league in earned run average.

Year	Team	W-L	ERA	G	GS	CG	SH	SV	IP	H	R	ER	HR	HB	BB	SO	WP	BK	BAA
2010	DSL Twins	4-2	1.36	14	13	2	0	0	66.0	43	19	10	2	4	14	40	4	0	.181
2011	DSL Twins	1-3	2.73	13	9	1	0	0	52.2	52	25	16	0	3	13	43	2	0	.252
Minor League Totals		5-5	1.97	27	22	3	0	0	118.2	95	44	26	2	7	27	83	6	0	.214

BOWEN, RICHARD R. (RICKY)**PITCHER****HEIGHT:** 6-4**BATS:** R**BORN:** 8/6/87 in Jasper, AL**WEIGHT:** 208**THROWS:** R**RESIDES:** Jasper, AL**ORIGINALLY SIGNED BY:** Reds' 43rd round pick in the 2009 First-Year Player Draft.**SCHOOL:** Mississippi State University**HOW OBTAINED:** Signed as a minor league free agent, June 3, 2011.**2011:** Played entire season with Single-A Ft. Myers...pitched in 20 games, posting a 3.83 ERA over 40.0 innings pitched.

Year	Team	W-L	ERA	G	GS	CG	SH	SV	IP	H	R	ER	HR	HB	BB	SO	WP	BK	BAA
2009	Billings	0-2	6.28	8	4	0	0	0	14.1	15	20	10	0	0	16	16	4	0	.250
2010	Dayton	5-8	5.38	19	15	0	0	0	82.0	106	55	49	11	0	21	68	5	3	.316
2011	Ft. Myers	1-2	3.83	20	3	0	0	1	40.0	36	22	17	3	3	16	48	5	0	.235
Minor League Totals		6-12	5.02	47	22	0	0	1	136.1	157	97	76	14	3	53	132	14	3	.285

BOYD, HUDSON CALDER**PITCHER****HEIGHT:** 6-2**BATS:** R**BORN:** 10/18/92 in Fort Myers, FL**WEIGHT:** 240**THROWS:** R**RESIDES:** Fort Myers, FL**SIGNED BY:** Billy Corrigan**SCHOOL:** Bishop Verot (FL) High School**HOW OBTAINED:** Twins' compensation pick (55th overall) in the 2011 First-Year Player Draft.**2012:** Rated as having the Best Curveball in the Twins' minor league system by *Baseball America*.

Year	Team	W-L	ERA	G	GS	CG	SH	SV	IP	H	R	ER	HR	HB	BB	SO	WP	BK	BAA
2012: Will be his first season in professional baseball.																			

*Hudson Boyd*

Hudson Boyd was the Twins' first round compensation pick in the 2011 First-Year Player Draft. Boyd went 12-0 with a 0.46 ERA with 123 strikeouts in 73.0 innings pitched during his senior year at Bishop Verot High School in Ft. Myers, FL.

BROMBERG, DAVID KELLY**PITCHER****HEIGHT:** 6-5**BATS:** L**BORN:** 9/14/87 in Santa Monica, CA**WEIGHT:** 57**THROWS:** R**RESIDES:** Los Angeles, CA**SIGNED BY:** Dan Cox**SCHOOL:** Santa Ana Junior College**HOW OBTAINED:** Twins' 32nd round pick in the 2005 First-Year Player Draft.**2011:** Pitched in just four games before fracturing his right forearm and being placed on the disabled list, April 28...made three rehab appearances with GCL Twins... returned from the disabled list, July 27...pitched in four games before going on the disabled list with right shoulder tendinitis.

Year	Team	W-L	ERA	G	GS	CG	SH	SV	IP	H	R	ER	HR	HB	BB	SO	WP	BK	BAA
2006	GCL Twins	3-3	2.66	10	10	2	1	0	50.2	42	21	15	2	0	18	31	5	1	.230
2007	Elizabethton	9-0	2.78	13	11	0	0	0	58.1	45	19	18	4	1	32	81	4	0	.211
2008	Beloit	9-10	4.44	27	27	0	0	0	150.0	149	81	74	10	19	54	177	16	1	.262
2009	Ft. Myers	13-4	2.70	27	26	1	1	0	153.1	125	52	46	6	14	63	148	5	0	.224
2010	New Britain	5-5	3.62	17	17	0	0	0	99.1	105	43	40	4	5	35	65	1	0	.273
	Rochester	1-4	3.98	9	9	0	0	0	52.0	47	30	23	9	5	13	47	1	0	.234
2011	GCL Twins	0-0	9.00	3	1	0	0	0	5.0	5	5	5	0	1	3	5	2	0	.263
	New Britain	1-3	6.08	8	7	0	0	0	37.0	50	25	25	3	4	15	23	2	0	.336
Minor League Totals		41-29	3.66	114	108	3	2	0	605.2	568	276	246	38	49	233	577	36	2	.250

BRYANT, NICHOLAS ADAM (ADAM) **SHORTSTOP**

HEIGHT: 5-10 BATS: R BORN: 5/21/89 in Pensacola, FL
 WEIGHT: 175 THROWS: R RESIDES: Pensacola, FL
 SIGNED BY: Jack Powell SCHOOL: Troy University
 HOW OBTAINED: Twins' 9th round pick in the 2011 First-Year Player Draft.

Year	Team	AVG	G	AB	R	H	2B	3B	HR	RBI	SH	SF	HB	BB	SO	SB	CS	E	OBP
2011	Beloit	.245	59	208	25	51	17	4	1	25	4	3	3	21	51	0	3	7	.319

BULGER, JASON **PITCHER**

See Pages 47-48

BURRIS, JOSHUA DARNELL (JOSH) **PITCHER**

HEIGHT: 5-10 BATS: S BORN: 11/28/91 in Baton Rouge, LA
 WEIGHT: 175 THROWS: R RESIDES: Baton Rouge, LA
 SIGNED BY: Greg Runser SCHOOL: Louisiana State University - Eunice
 HOW OBTAINED: Twins' 17th round pick in the 2011 First-Year Player Draft.

Year	Team	W-L	ERA	G	GS	CG	SH	SV	IP	H	R	ER	HR	HB	BB	SO	WP	BK	BAA
2012	Will be his first season in professional baseball.																		

BURROUGHS, SEAN **INFIELDER**

See Pages 51-52

BURTON, JARED **PITCHER**

See Pages 53-54

CARSON, MATT **OUTFIELDER**

See Pages 62-63

CARTER, BARTLEY WAYNE (BART) **PITCHER**

HEIGHT: 6-1 BATS: L BORN: 7/8/87 in Franklin, IN
 WEIGHT: 210 THROWS: L RESIDES: Franklin, IN
 SIGNED BY: Earl Winn SCHOOL: Western Kentucky University
 HOW OBTAINED: Twins' 39th round pick in the 2010 First-Year Player Draft.

2011: Began season with Rookie-Level Elizabethton...transferred to Single-A Beloit, July 11...2010: Began his professional career with Rookie-Level Gulf Coast League...ranked fourth on team in strikeouts.

Year	Team	W-L	ERA	G	GS	CG	SH	SV	IP	H	R	ER	HR	HB	BB	SO	WP	BK	BAA
2010	GCL Twins	2-0	2.12	16	0	0	0	0	29.2	26	10	7	1	3	5	34	4	0	.228
	Ft. Myers	0-0	20.25	1	0	0	0	0	1.1	4	3	3	0	0	0	1	0	0	.500
2011	Elizabethton	2-0	1.42	6	0	0	0	0	12.2	8	3	2	0	0	2	24	2	0	.174
	Beloit	1-2	3.12	18	0	0	0	0	26.0	21	10	9	2	0	7	30	2	0	.216
Minor League Totals		5-2	2.71	41	0	0	0	0	69.2	59	26	21	3	3	14	89	8	0	.223

CATES, CHRISTOPHER RYAN (CHRIS) **SHORTSTOP**

HEIGHT: 5-3 BATS: R BORN: 4/15/85 in Tampa, FL
 WEIGHT: 145 THROWS: R RESIDES: Brandon, FL
 SIGNED BY: Billy Corrigan SCHOOL: University of Louisville
 HOW OBTAINED: Twins' 38th round pick in the 2007 First-Year Player Draft.

2003 graduate of Brandon (FL) High School where he was a four-year letter winner...attended the University of Louisville where he was named Third-Team All-Big East while leading his team in batting average (.332) and runs scored (47) as a junior.

2011: Played entire season with Double-A New Britain...played in 79 games...recorded 41 hits in 200 at-bats...2010: Began season with Single-A Ft. Myers...appeared in 33 games...transferred to Double-A New Britain, May 17...2009: Spent entire season at Single-A Ft. Myers...named to the Florida State League All-Star Team...led team in sacrifice hits and fourth in games played...played in 27 games at second base, seven at third and 84 at shortstop...had seven game hit-streak from August 1-11, hitting .357 (10-for-28)...2008: Named to Midwest League All-Star team...2007: Began professional career at Rookie-Level Elizabethton...transferred to Single-A Beloit, June 29.

Year	Team	AVG	G	AB	R	H	2B	3B	HR	RBI	SH	SF	HB	BB	SO	SB	CS	E	OBP
2007	Elizabethton	.429	2	7	4	3	0	0	0	1	0	0	0	1	0	0	0	0	.500
	Beloit	.202	42	129	12	26	3	0	0	13	3	1	1	10	10	1	2	6	.262
2008	Beloit	.252	122	408	44	103	13	0	0	39	18	4	4	45	41	8	9	18	.330
2009	Ft. Myers	.251	118	370	41	93	6	2	0	25	9	3	3	34	27	10	8	17	.317
2010	Ft. Myers	.202	33	104	12	21	1	0	0	7	2	2	0	9	7	3	0	10	.261
	New Britain	.197	90	290	25	57	5	0	0	13	5	0	2	17	20	4	1	10	.246
2011	New Britain	.205	79	200	25	41	8	0	0	11	3	2	1	14	22	0	2	12	.258
Minor League Totals		.228	486	1508	163	344	36	2	0	109	40	12	11	130	127	26	22	73	.292

CHANG, RAYMOND BO-SHUE (RAY) **INFIELDER**

See Pages 66-67

MINOR LEAGUES

CHAPMAN, PHILLIP ALAN **CATCHER**

HEIGHT: 5-10 BATS: R BORN: 3/28/89 in Mobile, AL
 WEIGHT: 190 THROWS: R RESIDES: Clinton, MS
 SIGNED BY: Earl Winn SCHOOL: University of Memphis
 HOW OBTAINED: Twins' 35th round pick in the 2011 First-Year Player Draft.

2011: Began professional career with GCL Twins...played in 33 games...recorded 32 hits in 104 at-bats.

Year	Team	AVG	G	AB	R	H	2B	3B	HR	RBI	SH	SF	HB	BB	SO	SB	CS	E	OBP
2011	GCL Twins	.308	33	104	18	32	12	1	0	21	0	4	6	11	21	1	1	5	.392

CHEN, HUNG YI **PITCHER**

HEIGHT: 6-10 BATS: R BORN: 9/25/92 in Taichung, Taiwan
 WEIGHT: 190 THROWS: R RESIDES: Taichung, Taiwan
 SIGNED BY: Cary Broder SCHOOL: --
 HOW OBTAINED: Signed as a non-drafted free agent, June 28, 2010.

2011: Began professional career with GCL Twins...pitched in 12 games, posting a 4.33 ERA over 35.1 innings pitched.

Year	Team	W-L	ERA	G	GS	CG	SH	SV	IP	H	R	ER	HR	HB	BB	SO	WP	BK	BAA
2011	GCL Twins	0-4	4.33	12	10	0	0	1	35.1	45	21	17	1	1	5	38	7	0	.310

CHRISTENSEN, DEREK SCOTT **PITCHER**

HEIGHT: 6-1 BATS: R BORN: 6/19/89 in Salt Lake City, UT
 WEIGHT: 180 THROWS: R RESIDES: West Jordan, UT
 SIGNED BY: Ted Williams SCHOOL: Salt Lake Community College
 HOW OBTAINED: Twins' 43rd round pick in the 2010 First-Year Player Draft.

2011: Pitched entire season with Rookie-Level Elizabethton...pitched in 19 games, posting a 2.84 ERA over 57.0 innings pitched.

Year	Team	W-L	ERA	G	GS	CG	SH	SV	IP	H	R	ER	HR	HB	BB	SO	WP	BK	BAA
2010	GCL Twins	3-0	0.66	7	1	0	0	0	13.2	7	3	1	0	3	5	9	2	0	.140
2011	Elizabethton	5-2	2.84	19	6	0	0	0	57.0	43	22	18	6	7	26	61	5	0	.207
Minor League Totals		8-2	2.42	26	7	0	0	0	70.2	50	25	19	6	10	31	70	7	0	.194

CIPRIAN, ERNESTO NOEL **OUTFIELDER**

HEIGHT: 6-2 BATS: R BORN: 2/9/91 in Santo Domingo, Dominican Republic
 WEIGHT: 175 THROWS: R RESIDES: Santo Domingo, Dominican Republic
 SIGNED BY: Fred Guerrero SCHOOL: --
 HOW OBTAINED: Signed as a non-drafted free agent, April 20, 2009.

Year	Team	AVG	G	AB	R	H	2B	3B	HR	RBI	SH	SF	HB	BB	SO	SB	CS	E	OBP
2009	DSL Twins	.183	43	120	15	22	4	0	0	14	1	1	1	19	22	3	3	2	.298
2010	DSL Twins	.250	25	76	4	19	6	0	0	6	1	0	1	10	13	4	0	3	.345
2011	DSL Twins	.221	57	190	28	42	7	6	2	26	0	1	7	23	55	7	3	3	.326
Minor League Totals		.215	125	386	47	83	17	6	2	46	2	2	9	52	90	14	6	8	.321

COLABELLO, CHRISTOPHER ADRIAN (CHRIS) **FIRST BASEMAN**

HEIGHT: 6-4 BATS: R BORN: 10/24/83 in Framingham, MA
 WEIGHT: 210 THROWS: R RESIDES: Milford, MA
 ORIGINALLY SIGNED BY: Signed by Detroit at tryout camp in March, 2006.
 HOW OBTAINED: Signed as free agent, February 2, 2012
 SCHOOL: Assumption College (MA)

2005-11: Played with Worcester and Nashua in the Can-AM League...holds league records in total bases in a game (13 on May 29, 2007), doubles in a season (34 in '08), rbi in a game (10 on May 29, 2007) and extra-base hits in a season (52 in 2011)...2006: Was signed by the Detroit Tigers out of tryout camp in March of 2006 but was released 22 days later.

Year	Club	AVG	G	AB	R	H	2B	3B	HR	RBI	SH	SF	HB	BB	SO	SB	CS	E	OBP
2005	Worcester (IND)	.320	51	172	24	55	7	0	8	31	5	0	4	29	31	3	0	6	.429
2006	Worcester (IND)	.305	90	344	52	105	26	2	7	58	0	6	5	30	64	4	5	6	.364
2007	Worcester (IND)	.388	48	177	31	51	17	1	5	28	1	0	3	26	26	6	3	4	.388
	Nashua (IND)	.318	43	154	33	49	12	0	8	34	0	2	5	19	20	0	1	5	.406
2008	Worcester (IND)	.336	93	357	71	120	34	1	16	76	0	8	8	37	44	3	2	14	.402
2009	Worcester (IND)	.302	84	321	48	97	22	0	9	55	0	3	4	34	46	3	5	24	.373
2010	Worcester (IND)	.301	82	316	53	95	16	1	13	59	1	4	6	29	53	3	2	21	.366
2011	Worcester (IND)	.348	92	365	75	127	32	0	20	79	0	5	3	39	39	1	3	7	.410
Independent League Totals		.317	583	2206	387	699	166	5	86	420	7	28	38	243	323	23	21	87	.390

CONCEPCION, EDDY FRANCISCO **CATCHER**

HEIGHT: 5-11 BATS: S BORN: 1/25/93 in Santo Domingo, Dominican Republic
 WEIGHT: 185 THROWS: R RESIDES: Santo Domingo, Dominican Republic
 SIGNED BY: Fred Guerrero SCHOOL: --
 HOW OBTAINED: Signed as a non-drafted free agent, September 3, 2010.

Year	Team	AVG	G	AB	R	H	2B	3B	HR	RBI	SH	SF	HB	BB	SO	SB	CS	E	OBP
2011	DSL Twins	.195	41	133	13	26	4	0	0	0	1	5	16	30	2	3	4	3	.303

CROSS, KELLY ALBERT

CATCHER

HEIGHT: 6-3
WEIGHT: 190
SIGNED BY: Greg Runser
HOW OBTAINED: Twins' 26th round pick in the 2010 First-Year Player Draft.

BATS: S
THROWS: R
SCHOOL: Pearland (TX) High School

BORN: 3/21/92 in Pearland, TX
RESIDES: Pearland, TX

Year	Team	AVG	G	AB	R	H	2B	3B	HR	RBI	SH	SF	HB	BB	SO	SB	CS	E	OBP
2010	GCL Twins	.250	3	8	2	2	1	0	0	2	1	0	0	3	3	0	1	0	.455
2011	GCL Twins	.129	29	93	3	12	2	0	0	2	0	0	0	15	31	0	0	4	.250
Minor League Totals		.139	32	101	5	14	3	0	0	4	1	0	0	18	34	0	1	4	.269

DARNELL, LOGAN REECE

PITCHER

HEIGHT: 6-2
WEIGHT: 215
SIGNED BY: Earl Winn
HOW OBTAINED: Twins' 6th round pick in the 2010 First-Year Player Draft.

BATS: L
THROWS: L
SCHOOL: University of Kentucky

BORN: 2/2/89 in Nashville, TN
RESIDES: Joelton, TN

2011: Began season with Single-A Beloit...transferred to Single-A Ft. Myers, May 16...transferred to Double-A New Britain, August 11.

Year	Team	W-L	ERA	G	GS	CG	SH	SV	IP	H	R	ER	HR	HB	BB	SO	WP	BK	BAA
2010	Elizabethhton	2-3	2.08	11	5	0	0	0	34.2	28	16	8	2	2	6	32	4	0	.220
2011	Beloit	2-2	3.78	6	6	0	0	0	33.1	24	17	14	1	3	8	24	1	0	.192
	Ft. Myers	8-3	4.17	15	15	0	0	0	86.1	95	43	40	6	3	25	46	9	2	.286
	New Britain	1-1	5.58	5	5	0	0	0	30.2	38	26	19	3	5	4	20	2	0	.317
Minor League Totals		13-9	3.94	37	31	0	0	0	185.0	185	102	81	12	13	43	122	16	2	.263

DAVIS, ANTHONY COMEAU (TONY)

PITCHER

HEIGHT: 5-11
WEIGHT: 185
SIGNED BY: Billy Corrigan
HOW OBTAINED: Twins' 12th round pick in the 2009 First-Year Player Draft.

BATS: S
THROWS: L
SCHOOL: University of Florida

BORN: 1/16/88 in Silver Springs, MD
RESIDES: Newberry, FL

2010: Began season with Single-A Ft. Myers...transferred to Double-A New Britain, June 15...appeared in 25 games...2009: Started season with Rookie-Level Elizabethhton...earned a 4.0-inning save, July 23...tied for third in the Appalachian League and first on team in games...led team in saves and was fifth in strikeouts...transferred to Double-A New Britain, August 5.

Year	Team	W-L	ERA	G	GS	CG	SH	SV	IP	H	R	ER	HR	HB	BB	SO	WP	BK	BAA
2009	Elizabethhton	2-3	5.35	21	0	0	0	0	35.1	43	23	21	2	1	21	47	2	0	.312
	New Britain	0-0	0.00	2	0	0	0	0	3.0	1	0	0	0	0	1	0	0	0	.111
2010	Ft. Myers	0-0	2.87	17	0	0	0	1	31.1	32	13	10	1	2	18	19	0	0	.267
	New Britain	1-2	2.68	25	0	0	1	1	37.0	26	16	11	0	2	28	26	2	0	.203
2011	New Britain	2-2	2.57	17	0	0	0	0	28.0	23	9	8	1	3	12	24	2	0	.225
Minor League Totals		5-7	3.34	82	0	0	0	8	134.2	125	61	50	4	8	79	117	6	0	.252

DE LA CRUZ, MELCDADES

PITCHER

HEIGHT: 6-1
WEIGHT: 190
SIGNED BY: Fred Guerrero
HOW OBTAINED: Signed as a non-drafted free agent, September 8, 2010.

BATS: R
THROWS: R
SCHOOL: --

BORN: 5/12/93 in Santo Domingo, Dominican Republic
RESIDES: Santo Domingo, Dominican Republic

Year	Team	W-L	ERA	G	GS	CG	SH	SV	IP	H	R	ER	HR	HB	BB	SO	WP	BK	BAA
2011	DSL Twins	1-1	2.29	12	8	0	0	0	39.1	30	16	10	1	1	13	38	5	0	.207

DE LOS SANTOS, ESTARLIN

INFIELDER

HEIGHT: 5-10
WEIGHT: 185
SIGNED BY: Fred Guerrero
HOW OBTAINED: Signed as a non-drafted free agent, February 9, 2005.

BATS: S
THROWS: R
SCHOOL: --

BORN: 1/20/87 in Villa Mella, Dominican Republic
RESIDES: Santo Domingo, Dominican Republic

2011: Placed on the disabled list, April 7...made 11 rehab appearances with GCL Twins...reinstated from disabled list, July 12 and transferred to Ft. Myers...2010: Split time between Single-A Ft. Myers and Double-A New Britain...played in the Dominican Winter League with Gigantes del Cibao, batting .375...2009: Began season at Single-A Ft. Myers...disabbed with right shin contusion, May 10...reinstated, July 5, after two rehab games with GCL...finished second on club in triples...had 21 multi-hit games...played in the Dominican Winter League with Gigantes del Cibao, batting .280 (14-for-50) in 17 games...rated Best Infield Arm in the Twins' system by *Baseball America*...2008: Transferred to Single-A Beloit from Rookie-Level Elizabethhton, June 10...named Appalachian League Player of the Week, July 9-15...scored five runs, July 7 at Greenville...named to the Appalachian League Postseason All-Star team...recorded 23 multi-hit games, including seven three-hit games...tied for first in league in runs, was second in triples and stolen bases and fourth in hits.

Year	Club	AVG	G	AB	R	H	2B	3B	HR	RBI	SH	SF	HB	BB	SO	SB	CS	E	OBP
2005	DSL Twins	.261	42	138	25	36	8	0	0	19	0	2	10	16	33	11	4	6	.373
2006	GCL Twins	.195	24	82	12	16	1	2	0	2	1	0	3	8	18	8	2	11	.290
2007	Elizabethhton	.264	67	284	60	75	13	6	1	41	2	2	8	26	66	27	7	20	.341
2008	Beloit	.242	66	236	33	57	4	3	2	25	9	2	3	19	55	15	8	16	.304
2009	GCL Twins	.250	2	8	1	2	0	0	0	0	0	0	0	1	1	0	0	.250	
	Ft. Myers	.290	68	262	33	76	11	7	1	23	5	1	3	13	49	11	4	23	.330
2010	Ft. Myers	.174	59	234	25	64	11	3	0	23	3	1	2	22	55	13	2	18	.340
	New Britain	.277	64	237	21	42	11	1	1	17	4	1	2	21	60	6	8	22	.249
2011	GCL Twins	.143	11	42	2	6	1	0	0	1	1	0	0	0	6	1	1	1	1.143
	Ft. Myers	.194	17	62	5	12	3	1	1	4	1	0	1	3	19	1	1	2	.242
Minor League Totals		.243	420	1585	217	386	63	23	6	155	26	9	32	128	362	94	37	119	.311

DEAN, PATRICK MICHAEL (PAT) PITCHER**HEIGHT:** 6-1**BATS:** L**BORN:** 5/25/89 in Waterbury, CT**WEIGHT:** 180**THROWS:** L**RESIDES:** Naugatuck, CT**SIGNED BY:** John Wilson**SCHOOL:** Boston College**HOW OBTAINED:** Twins' 3rd round pick in the 2010 First-Year Player Draft.**2011:** Midwest League Player of the Week June 6-12...**2010:** Began his professional career with Rookie-Level Elizabethton...ranked second on team in WHIP...ranked 16th-best prospect in Appalachian League by *Baseball America*.

Year	Team	W-L	ERA	G	GS	CG	SH	SV	IP	H	R	ER	HR	HB	BB	SO	WP	BK	BAA
2010	GCL Twins	0-0	0.00	4	0	0	0	0	5.0	3	0	0	0	0	0	5	0	0	.176
	Elizabethton	2-2	2.59	5	5	0	0	0	24.1	17	10	7	3	0	1	32	0	0	.198
2011	Beloit	2-0	2.86	8	8	0	0	0	44.0	40	15	14	4	1	9	37	4	0	.242
	Ft. Myers	3-6	6.67	11	11	0	0	0	58.0	83	51	43	8	4	15	36	1	0	.332
	New Britain	0-1	4.50	1	1	0	0	0	6.0	9	3	3	0	0	1	3	0	0	.346
Minor League Totals		7-9	4.39	29	25	0	0	0	137.1	152	79	67	15	5	26	113	5	0	.279

DEDUNO, SAM PITCHER

See Pages 68-69

DEMPSTER, CLINTON JAMES (CLINT) PITCHER**HEIGHT:** 6-1**BATS:** L**BORN:** 8/29/89 in Houma, LA**WEIGHT:** 200**THROWS:** L**RESIDES:** Thibodaux, LA**SIGNED BY:** Greg Runser**SCHOOL:** Nicholls State University**HOW OBTAINED:** Twins' 16th round pick in the 2010 First-Year Player Draft.**2011:** Began the season with Single-A Beloit...transferred to Single-A Ft. Myers, July 13...**2010:** Began his professional career in Rookie-Level Elizabethton...transferred to Single-A Beloit, July 10.

Year	Team	W-L	ERA	G	GS	CG	SH	SV	IP	H	R	ER	HR	HB	BB	SO	WP	BK	BAA
2010	Elizabethton	1-1	2.35	4	0	0	0	0	7.2	9	9	2	1	1	2	7	0	0	.273
	Beloit	3-2	3.60	10	6	0	0	1	40.0	43	23	16	3	2	20	32	4	0	.267
2011	Beloit	4-2	2.14	31	0	0	0	6	46.1	26	13	11	4	2	13	44	1	0	.166
	Ft. Myers	2-0	7.89	11	0	0	0	0	21.2	40	22	19	5	2	6	16	1	0	.388
Minor League Totals		10-5	3.73	56	6	0	0	7	115.2	118	67	48	13	7	41	99	6	0	.260

DEVRIES, COLE WILLIAM PITCHER**HEIGHT:** 6-2**BATS:** R**BORN:** 2/12/85 in St. Louis Park, MN**WEIGHT:** 181**THROWS:** R**RESIDES:** Eden Prairie, MN**SIGNED BY:** Mark Wilson**SCHOOL:** University of Minnesota**HOW OBTAINED:** Signed as a non-drafted free agent, August 22, 2006.**2003** graduate of Eden Prairie High School (MN) where he also played football...named All-State and Class 3A Player of the Year his senior season...attended the University of Minnesota where he was named Second-Team All-Big Ten as a junior while leading the team in strikeouts (72) and ERA (2.42) and tied for the team lead in wins (7).**2011:** Began season with Double-A New Britain...transferred to Triple-A Rochester, May 29...allowed a career-low 23 walks...played for the Mesa Solar Sox in the Arizona Fall League, going 2-1, 3.12 (26.0 ip, 9 er) in eight starts...**2010:** Spent season between Double-A New Britain and Triple-A Rochester...**2009:** Spent entire season with Single-A Ft. Myers...tossed a complete game, July 8 allowing three runs (none earned) on five hits...was second on club in starts and third in innings pitched...**2008:** Went 1-0, tossing a complete game, allowing one run on four hits, striking out six to earn Twins' Pitcher of the Week, July 11-18...disabled with back muscle strain, August 12-August 21...ranked third in Florida State League in overall pitching...**2007:** Selected to Midwest League All-Star Game...was sixth in the league in ERA and tied for the team-lead in wins.

Year	Team	W-L	ERA	G	GS	CG	SH	SV	IP	H	R	ER	HR	HB	BB	SO	WP	BK	BAA
2007	Beloit	9-5	3.41	27	25	0	0	0	148.0	161	73	56	17	4	36	108	6	0	.271
2008	Ft. Myers	10-9	2.93	24	23	1	0	0	135.1	138	51	44	8	4	38	105	0	0	.264
2009	New Britain	7-14	4.84	26	26	1	0	0	137.2	162	88	74	16	6	46	90	7	0	.291
2010	New Britain	1-5	5.80	39	2	0	0	1	68.1	87	53	44	10	3	25	63	6	0	.309
	Rochester	0-3	5.79	9	3	0	0	0	23.1	26	17	15	2	0	14	24	3	1	.277
2011	New Britain	0-0	2.28	15	0	0	0	9	27.2	17	9	7	3	0	5	33	1	0	.170
	Rochester	4-2	3.90	30	2	0	0	0	62.1	74	30	27	4	0	18	42	0	0	.298
Minor League Totals		31-38	3.99	170	81	2	0	10	602.2	665	321	267	60	17	182	465	23	1	.277

DINKELMAN, BRIAN OUTFIELDER

See Pages 72-73

DOLENC, MARK JOHN OUTFIELDER**HEIGHT:** 6-3**BATS:** R**BORN:** 11/8/84 in Princeton, NJ**WEIGHT:** 213**THROWS:** R**RESIDES:** Eagan, MN**SIGNED BY:** Mark Wilson**SCHOOL:** Minnesota State University - Mankato**HOW OBTAINED:** Twins' 15th round pick in the 2006 First-Year Player Draft.**2003** graduate of Eagan (MN) High School...attended Minnesota State University, where he led MSU in batting (.366) and steals (16-for-16) in 2006 and was a First Team All-North Central Conference selection.**2011:** Played the entire season with Double-A New Britain...recorded 111 hits in 418 at-bats...**2010:** Spent entire season with Double-A New Britain...finished third in team in games and second in rbi...**2009:** Started season with an eight-game hit-streak, going 8-for-28 with three rbi and two doubles with Single-A Ft. Myers...hit .304 (34-for-112) with runners in scoring position...finished sixth in the Florida State League in batting average...was second on team in stolen bases, third in doubles, fourth in at-bats and fifth in runs...**2008:** Ranked third on team in rbi and walks...**2007:** Ranked fifth in Appalachian League in walks.

Year	Team	AVG	G	AB	R	H	2B	3B	HR	RBI	SH	SF	HB	BB	SO	SB	CS	E	OBP
2006	GCL Twins	.212	51	189	28	40	4	2	1	26	3	3	1	16	43	10	4	3	.273
2007	Elizabethton	.287	64	230	41	66	10	1	4	37	0	0	2	33	59	12	2	2	.361
2008	Beloit	.260	119	389	77	101	9	8	3	41	13	2	6	41	120	31	8	11	.338
2009	Ft. Myers	.288	110	386	44	111	19	5	4	42	6	3	3	24	84	27	6	4	.332
2010	New Britain	.259	117	382	45	99	17	3	7	50	2	2	2	28	129	15	5	7	.312
2011	New Britain	.266	131	418	40	111	15	5	3	47	6	5	7	31	125	17	12	6	.323
Minor League Totals		.265	592	1994	275	528	74	24	22	243	30	15	21	173	560	112	37	33	.328

DOZIER, JAMES BRIAN (BRIAN)

INFIELDER

See Page 78

DUMATRAIT, PHIL

PITCHER

See Pages 81-82

EVANS, STEVEN EARL

PITCHER

HEIGHT: 6-4

BATS: L

BORN: 8/9/89 in Lynchburg, VA

WEIGHT: 205

THROWS: L

RESIDES: Amherst, VA

SIGNED BY: Ricky Taylor

SCHOOL: Liberty University

HOW OBTAINED: Twins' 13th round pick in the 2011 First-Year Player Draft.

Year	Team	W-L	ERA	G	GS	CG	SH	SV	IP	H	R	ER	HR	HB	BB	SO	WP	BK	BAA
2011	Elizabethton	3-1	1.54	21	0	0	0	0	23.1	15	6	4	0	3	11	24	0	1	.188

FAWBUSH, NATHAN SCOTT

PITCHER

HEIGHT: 6-7

BATS: R

BORN: 7/3/90 in Atlanta, GA

WEIGHT: 193

THROWS: R

RESIDES: Stockbridge, GA

SIGNED BY: Jack Powell

SCHOOL: Georgia Perimeter College

HOW OBTAINED: Twins' 21st round pick in the 2010 First Year Player Draft

Year	Team	W-L	ERA	G	GS	CG	SH	SV	IP	H	R	ER	HR	HB	BB	SO	WP	BK	BAA
2010	GCL Twins	0-2	13.50	3	0	0	0	0	3.1	5	6	5	0	0	3	4	2	0	.313
2011	GCL Twins	2-1	5.61	8	5	0	0	0	25.2	30	16	16	2	2	7	20	1	0	.319
Minor League Totals		2-3	6.52	11	5	0	0	0	29.0	35	22	21	2	2	10	24	3	0	.318

FIEN, CASEY

PITCHER

See Pages 83

FLORENTINO, YEISON

PITCHER

HEIGHT: 6-3

BATS: R

BORN: 1/16/92 in Santo Domingo, Dominican Republic

WEIGHT: 180

THROWS: R

RESIDES: Santo Domingo, Dominican Republic

SIGNED BY: Fred Guerrero

SCHOOL: --

HOW OBTAINED: Signed as a non-drafted free agent, April 5, 2010.

2011: Played entire season with DSL Twins...pitched in twenty games, posting a 3.16 ERA over 25.2 innings...2010: Began his professional career in Dominican Summer League and held lefties to a .063 batting average.

Year	Team	W-L	ERA	G	GS	CG	SH	SV	IP	H	R	ER	HR	HB	BB	SO	WP	BK	BAA
2010	DSL Twins	1-2	2.70	12	1	0	0	0	16.2	9	9	5	0	3	22	11	3	1	.164
2011	DSL Twins	1-2	3.16	20	0	0	0	3	25.2	22	16	9	0	2	15	18	7	0	.224
Minor League Totals		2-4	2.98	32	1	0	0	3	42.1	31	25	14	0	5	37	29	10	1	.203

FLORIMON, PEDRO

INFIELDER

See Pages 84

FRENCH, LUCAS STEPHEN (LUKE) PITCHER

HEIGHT: 6-4 **BATS:** L **BORN:** 9/13/85 in Salina, KS
WEIGHT: 220 **THROWS:** L **RESIDES:** Parker, CO
ORIGINALLY SIGNED BY: Tigers' 8th round pick in the 2004 First-Year Player Draft **SCHOOL:** Heritage High School (CO)
HOW OBTAINED: Signed as free agent, 1/18/12

Selected to play in the inaugural AFLAC All-America High School Baseball Classic, August 23, 2003 at Hammond Stadium in Ft. Myers, FL.

2010: Was a Pacific Coast League mid-season All-Star...**2009:** Named International league Pitcher of the Week, June 22...traded by Detroit to Seattle along with pitcher Mariceno Robles in exchange for pitcher Jarrod Washburn, July 31...**2008:** Led the Eastern League in innings pitched and hits allowed, while tying for lead with three complete games...**2007:** Named Florida State mi-season All-Star...**2006:** Named Midwest League Pitcher of the Week, July 23...**2004:** Finished 10th in the GCL with a 2.74 ERA.

Year	Team	W-L	ERA	G	GS	CG	SH	SV	IP	H	R	ER	HR	HB	BB	SO	WP	BK	BAA
2004	GCL Tigers	1-3	2.74	11	10	0	0	0	49.1	43	21	15	1	1	19	49	2	1	.234
2005	GCL Tigers	1-0	7.59	2	2	0	0	0	10.2	16	10	9	3	0	0	9	1	0	.340
	West Michigan	1-2	5.45	6	6	0	0	0	34.2	42	23	21	4	1	14	24	7	0	.298
	Lakeland	3-1	4.43	4	4	0	0	0	22.1	29	14	11	3	0	9	17	1	1	.309
2006	West Michigan	11-8	3.72	26	26	1	1	0	157.1	156	75	65	10	7	44	94	8	0	.258
2007	Lakeland	5-14	4.05	27	27	0	0	0	149.0	172	94	67	10	5	47	93	5	0	.291
2008	Erie	9-11	4.02	27	26	3	0	0	170.0	195	92	76	16	6	60	88	10	0	.292
2009	Toledo	4-4	2.98	13	13	1	0	0	81.2	71	31	27	6	1	20	72	1	0	.237
	DETROIT	1-2	3.38	7	5	0	0	0	29.1	33	13	11	2	1	11	19	1	0	.275
	SEATTLE	3-3	6.63	8	7	0	0	0	38.0	54	32	28	9	1	17	23	2	0	.344
2010	Tacoma	11-3	2.94	17	17	1	0	0	113.1	109	45	37	7	5	23	63	6	1	.259
	SEATTLE	5-7	4.83	16	13	0	0	0	87.2	88	47	47	13	4	29	37	4	0	.262
2011	Tacoma	9-9	6.27	26	26	0	0	0	146.1	196	115	102	30	2	61	81	3	1	.322
Minor League Totals		55-55	4.14	159	157	6	1	0	934.2	1029	521	430	90	28	297	590	44	4	.276
Major League Totals		9-12	4.99	31	25	0	0	0	155.0	175	92	86	24	6	57	79	7	0	.285

FUENTES, NELVIN PITCHER

HEIGHT: 6-0 **BATS:** L **BORN:** 4/7/89 in Carolina, Puerto Rico
WEIGHT: 206 **THROWS:** L **RESIDES:** Loiza, Puerto Rico
SIGNED BY: Hector Otero **SCHOOL:** Puerto Rico Baseball Academy High School
HOW OBTAINED: Twins' 16th round pick in the 2007 First-Year Player Draft.

2011: Played entire season with Single-A Beloit...pitched in 29 games, posting a 3.29 ERA over 38.1 innings pitched...**2010:** Began season in Rookie-Level Elizabethton...finished the season second in earned run average and third in WHIP...transferred to Single-A Beloit, July 19...played in the Puerto Rican Winter League with Indios de Mayaguez, posting a 1.71 ERA (21.0 ip, 4 er) in 21 games...**2009:** Threw 12.2 scoreless innings over seven appearances, allowing four hits, two walks with 14 strikeouts, July 5-August 4...finished third on team in games...pitched in 12 games with Indios de Mayaguez in the Puerto Rican Winter League...**2008:** Disabled for season after undergoing right knee surgery.

Year	Team	W-L	ERA	G	GS	CG	SH	SV	IP	H	R	ER	HR	HB	BB	SO	WP	BK	BAA
2007	GCL Twins	1-0	2.77	10	0	0	0	0	13.0	9	7	4	2	1	5	6	1	1	.205
2008									Injured - Did Not Play										
2009	GCL Twins	1-1	1.29	12	0	0	0	2	21.0	16	7	3	0	0	4	24	1	0	.205
2010	Elizabethton	0-0	0.61	9	0	0	0	2	14.2	6	1	0	1	0	6	20	0	0	.125
	Beloit	1-1	4.60	15	0	0	0	1	29.1	26	20	15	4	1	11	41	2	0	.230
2011	Beloit	3-3	3.29	29	0	0	0	0	38.1	30	18	14	3	0	11	43	4	1	.204
Minor League Totals		6-5	2.86	75	0	0	0	5	116.1	87	53	37	9	3	37	134	8	2	.202

GALLANT, JUSTIN DALLAS (DALLAS) PITCHER

HEIGHT: 6-3 **BATS:** R **BORN:** 1/25/89 in Huntsville, TX
WEIGHT: 188 **THROWS:** R **RESIDES:** Trinity, TX
SIGNED BY: Greg Runser **SCHOOL:** Sam Houston State University
HOW OBTAINED: Twins' 23rd round pick in the 2010 First-Year Player Draft.

Year	Team	W-L	ERA	G	GS	CG	SH	SV	IP	H	R	ER	HR	HB	BB	SO	WP	BK	BAA
2010	Elizabethton	2-0	1.98	6	0	0	0	0	13.2	9	3	3	2	1	5	15	1	0	.184
2011	Elizabethton								Injured - Did Not Play										
Minor League Totals		2-0	1.98	6	0	0	0	0	13.2	9	3	3	2	1	5	15	1	0	.184

GARCIA, JHON WILL PITCHER

HEIGHT: 6-1 **BATS:** R **BORN:** 5/19/87 in Tinaquillo, Venezuela
WEIGHT: 175 **THROWS:** R **RESIDES:** Tinaquillo, Venezuela
SIGNED BY: Jose Leon **SCHOOL:** --
HOW OBTAINED: Signed as a non-drafted free agent, June 12, 2008.

2011: Played entire season with Ft. Myers...pitched in 33 games, posting a 3.82 ERA over 77.2 innings pitched...**2010:** Began season in Single-A Beloit...transferred to Single-A Ft. Myers, July 31...**2009:** Tossed at least 5.0 innings in every start with Rookie-Level Gulf Coast League Twins...transferred to Rookie-Level Elizabethton, August 13...pitched in three games with Tigres de Aragua in the Venezuelan Winter League...**2008:** Pitched one game for Tigres de Aragua in the Venezuelan Winter League.

Year	Team	W-L	ERA	G	GS	CG	SH	SV	IP	H	R	ER	HR	HB	BB	SO	WP	BK	BAA
2008	DSL Twins	3-0	2.31	6	0	0	0	0	11.2	10	3	3	0	0	1	13	2	0	.233
2009	GCL Twins	2-3	2.13	7	7	0	0	0	38.0	33	13	9	2	0	3	28	1	0	.228
	Elizabethton	1-1	4.15	4	2	0	0	0	13.0	17	6	6	1	0	2	10	1	0	.321
2010	Beloit	0-2	3.35	22	3	0	0	0	43.0	45	19	16	1	2	17	22	2	0	.273
	Ft. Myers	2-1	2.08	11	0	0	0	3	26.0	18	8	6	1	0	6	20	0	0	.202
2011	Ft. Myers	3-5	3.82	33	9	0	0	2	77.2	82	40	33	6	4	30	62	5	1	.274
Minor League Totals		11-12	3.14	83	21	0	0	5	209.1	205	89	73	11	6	59	155	11	1	.258

GIBBONS, SAM NORMAN **PITCHER**

HEIGHT: 6-4 **BATS:** L **BORN:** 12/12/93 in Geelong, Victoria, Australia
WEIGHT: 190 **THROWS:** R **RESIDES:** Highton, Victoria, Australia
SIGNED BY: Howard Norsetter **SCHOOL:** --
HOW OBTAINED: Signed as a non-drafted free agent, July 2, 2011.

Year	Team	W-L	ERA	G	GS	CG	SH	SV	IP	H	R	ER	HR	HB	BB	SO	WP	BK	BAA
2012	Will be his first season in professional baseball.																		

GIBSON, KYLE BENJAMIN **PITCHER**

HEIGHT: 6-6 **BATS:** R **BORN:** 10/23/87 in Greenfield, TN
WEIGHT: 210 **THROWS:** R **RESIDES:** Fort Myers, FL
SIGNED BY: J.R. DiMercurio **SCHOOL:** University of Missouri
HOW OBTAINED: Twins' first round pick in the 2009 First-Year Player Draft.

2006 graduate of Greenfield Central High School (IN)...attended the University of Missouri, pitching three seasons for the Tigers from 2007-08...was a Communications Major while at Missouri.

2011: Ranked eighth-best prospect in the Twins' system by *Baseball America*...pitched in 18 games with Rochester before going on the disabled list with season-ending injury to right elbow, August 2...had "Tommy John" surgery on right elbow, September 7.

Year	Team	W-L	ERA	G	GS	CG	SH	SV	IP	H	R	ER	HR	HB	BB	SO	WP	BK	BAA
2010	Ft. Myers	4-1	1.87	7	7	1	1	0	43.1	33	11	9	2	2	12	40	2	0	.213
	New Britain	7-5	3.68	16	16	1	0	0	93.0	91	39	38	5	4	22	77	3	0	.259
	Rochester	0-0	1.72	3	3	0	0	0	15.2	12	5	3	0	1	5	9	1	0	.214
2011	Rochester	3-8	4.81	18	18	0	0	0	95.1	109	57	51	11	1	27	91	5	0	.282
Minor League Totals		14-14	3.68	44	44	2	1	0	247.1	245	112	101	18	8	66	217	11	0	.258

GONCALVES, JHONATHAN HUMBERTO **OUTFIELDER**

HEIGHT: 5-11 **BATS:** R **BORN:** 5/13/89 in Valencia, Venezuela
WEIGHT: 159 **THROWS:** R **RESIDES:** Bejuma, Carabobo, Venezuela
SIGNED BY: Jose Leon **SCHOOL:** --
HOW OBTAINED: Signed as a non-drafted free agent, July 10, 2005.

2011: Began the season with Single-A Ft. Myers...transferred to Single-A Beloit, August 16...**2010:** Spent the entire season with Single-A Ft. Myers...**2009:** Led team in steals...played in nine games with Tigres de Aragua in the Venezuelan Winter League...**2008:** Transferred to Rookie-Level Gulf Coast League, June 10...disabled with left forearm surgery, June 19-26.

Year	Team	AVG	G	AB	R	H	2B	3B	HR	RBI	SH	SF	HB	BB	SO	SB	CS	E	OBP
2006	VSL Twins	.257	35	136	20	35	3	1	0	7	2	1	3	11	26	7	5	8	.325
2007	DSL Twins	.234	61	206	33	49	5	3	0	22	1	2	7	30	44	16	5	4	.351
2008	GCL Twins	.261	31	88	19	23	4	1	0	10	1	2	2	17	16	7	1	2	.385
2009	Elizabethton	.256	49	172	27	44	7	0	4	20	2	1	1	11	55	7	4	5	.303
2010	Ft. Myers	.240	97	325	37	78	9	0	2	24	4	2	8	38	96	6	6	4	.332
2011	Beloit	.261	13	46	5	12	3	0	0	3	2	2	0	8	9	3	1	2	.357
	Ft. Myers	.227	94	300	40	68	16	2	0	23	11	2	4	47	66	8	3	2	.337
Minor League Totals		.242	380	1273	181	309	47	7	6	109	23	12	25	162	312	54	25	27	.337

GONZALES, MICHAEL JOSEPH **FIRST BASEMAN**

HEIGHT: 6-6 **BATS:** L **BORN:** 6/16/88 in Hayward, CA
WEIGHT: 278 **THROWS:** R **RESIDES:** Brentwood, CA
SIGNED BY: Mike Eaglin **SCHOOL:** Diablo Valley College
HOW OBTAINED: Twins' 9th round pick in the 2008 First-Year Player Draft.

2011: Played the entire season with Single-A Beloit...posted a career-high 412 at-bats...**2010:** Played the entire season with Single-A Beloit...finished the season third in home runs and slugging percentage...**2009:** Recorded at least one hit in 45 of 56 games played...had 18 multi-hit games...in four games from July 22-25, had three home runs, 12 rbi, two walks and scored five runs while hitting .625 (10-for-16)...had season-high 11-game hit-streak to start the season...named Appalachian League Player of the Week, July 20...was fourth in the Appalachian League in rbi and 10th in batting average...was second on team in rbi and third in home runs and games.

Year	Team	AVG	G	AB	R	H	2B	3B	HR	RBI	SH	SF	HB	BB	SO	SB	CS	E	OBP
2008	GCL Twins	.331	40	130	14	43	10	1	3	23	0	3	4	10	36	0	1	2	.387
2009	Elizabethton	.304	56	214	42	65	11	1	8	43	0	3	1	21	64	0	1	6	.364
2010	Beloit	.236	94	326	47	77	27	0	13	52	0	2	6	36	107	0	0	12	.322
2011	Beloit	.289	116	412	66	119	27	1	15	76	0	7	5	53	105	4	0	11	.371
Minor League Totals		.281	307	1085	169	305	75	3	39	194	0	15	16	120	312	4	2	31	.357

GONZALEZ, ERIC TOMAS **THIRD BASEMAN**

HEIGHT: 6-1 **BATS:** R **BORN:** 5/4/91 in Anzoategui, Venezuela
WEIGHT: 184 **THROWS:** R **RESIDES:** El Tigrito, Venezuela
SIGNED BY: Jose Leon **SCHOOL:** --
HOW OBTAINED: Signed as a non-drafted free agent, December 16, 2009.

2011: Finished the season ranked fourth in the Dominican Summer League in walks and fourth in on-base percentage...**2010:** Spent the entire season in the Dominican Summer League...finished the season ranking second in at-bats.

Year	Team	AVG	G	AB	R	H	2B	3B	HR	RBI	SH	SF	HB	BB	SO	SB	CS	E	OBP
2009	DSL Twins	.095	8	21	1	2	0	0	0	1	0	0	2	7	1	2	1	2	.140
2010	DSL Twins	.210	44	143	22	30	5	1	0	11	0	1	0	19	34	4	4	14	.301
2011	DSL Twins	.286	59	189	39	54	9	4	1	23	0	1	2	53	28	13	4	2	.445
Minor League Totals		.244	111	353	62	86	14	5	1	35	0	2	4	74	69	18	10	17	.379

MINOR LEAGUES

GONZALEZ, JOSE GUMERCINDO **PITCHER**

HEIGHT: 5-9 BATS: L BORN: 2/3/90 in Tucupita, Venezuela
 WEIGHT: 165 THROWS: L RESIDES: Tucupita, Venezuela
 SIGNED BY: Jose Leon SCHOOL: --
 HOW OBTAINED: Signed as a non-drafted free agent, July 4, 2007.

2010: Began season in Single-A Ft. Myers...transferred to Rookie-Level Elizabethton, June 26...led team in earned run average.

Year	Club	W-L	ERA	G	GS	CG	SH	SV	IP	H	R	ER	HR	HB	BB	SO	WP	BK	BAA
2008	DSL Twins	1-0	1.87	21	0	0	0	3	33.2	20	8	7	0	3	9	43	2	0	.167
2009	GCL Twins	1-0	1.42	8	0	0	1	1	12.2	9	3	2	0	0	2	10	0	0	.196
2010	Elizabethton	1-1	0.41	18	0	0	0	6	22.0	8	1	1	1	1	6	33	1	0	.110
	Ft. Myers	1-0	1.17	8	0	0	0	1	15.1	12	4	2	0	0	1	10	1	0	.207
2011	Beloit	5-3	2.47	48	0	0	0	13	62.0	49	21	17	2	8	23	63	4	1	.210
Minor League Totals		9-4	1.79	103	0	0	1	24	145.2	98	37	29	3	12	41	159	8	1	.185

GONZALEZ, MIGUEL ANTONIO **PITCHER**

HEIGHT: 6-1 BATS: R BORN: 10/12/94 in La Vega, Dominican Republic
 WEIGHT: 180 THROWS: R RESIDES: La Vega, Dominican Republic
 SIGNED BY: Fred Guerrero SCHOOL: --
 HOW OBTAINED: Signed as a non-drafted free agent, July 2, 2011.

Year	Club	W-L	ERA	G	GS	CG	SH	SV	IP	H	R	ER	HR	HB	BB	SO	WP	BK	BAA
2012	Will be his first season in professional baseball.																		

GOODRUM, CARTIER NIKO (NIKO) **SHORTSTOP**

HEIGHT: 6-4 BATS: S BORN: 2/28/92 in Atlanta, GA
 WEIGHT: 185 THROWS: R RESIDES: Jonesboro, GA
 SIGNED BY: Jack Powell SCHOOL: Fayette County (GA) High School
 HOW OBTAINED: Twins' 2nd round pick in the 2010 First-Year Player Draft.

2012: Rated as having the Best Infield Arm in the Twins' minor league system by *Baseball America*...2011: Played entire season with Rookie-Level Elizabethton...played in 59 games...recorded 56 hits...2010: Began professional career in Gulf Coast League after signing on June 22...played four games in the outfield, 16 at shortstop, six at third base and 10 at second base...rated Best Infield Arm in the Twins system by *Baseball America*.

Year	Team	AVG	G	AB	R	H	2B	3B	HR	RBI	SH	SF	HB	BB	SO	SB	CS	E	OBP
2010	GCL Twins	.161	36	118	10	19	4	0	0	5	0	1	0	9	34	4	2	9	.219
2011	Elizabethton	.275	59	204	39	56	10	3	2	20	0	1	4	21	56	8	1	25	.352
Minor League Totals		.233	95	322	49	75	14	3	2	25	0	2	4	30	90	12	3	34	.304

GRIMES, TYLER EDWARD **SHORTSTOP**

HEIGHT: 5-11 BATS: R BORN: 7/3/90 in Wichita, KS
 WEIGHT: 185 THROWS: R RESIDES: Andale, KS
 SIGNED BY: JR DiMercurio SCHOOL: Wichita State University
 HOW OBTAINED: Twins' 5th round pick in the 2011 First-Year Player Draft.

Year	Team	AVG	G	AB	R	H	2B	3B	HR	RBI	SH	SF	HB	BB	SO	SB	CS	E	OBP
2011	Beloit	.225	42	138	22	31	5	4	4	17	1	1	6	13	53	5	2	6	.316

GRUVER, STEVEN MARK **PITCHER**

HEIGHT: 6-2 BATS: L BORN: 6/30/89 in Pittsburgh, PA
 WEIGHT: 205 THROWS: L RESIDES: Canfield, OH
 SIGNED BY: Jack Powell SCHOOL: University of Tennessee
 HOW OBTAINED: Twins' 7th round pick in the 2011 First-Year Player Draft.

Year	Club	W-L	ERA	G	GS	CG	SH	SV	IP	H	R	ER	HR	HB	BB	SO	WP	BK	BAA
2011	Elizabethton	1-0	3.45	23	0	0	0	1	31.1	30	13	12	1	3	10	32	7	0	.252

GUILLEN, WANDER **THIRD BASEMAN**

HEIGHT: 5-11 BATS: R BORN: 8/24/92 in Nigua, Dominican Republic
 WEIGHT: 170 THROWS: R RESIDES: Nigua-San Cristobal, Dominican Republic
 SIGNED BY: Fred Guerrero SCHOOL: --
 HOW OBTAINED: Signed as a non-drafted free agent, June 15, 2009.

2011: Began the season with GCL Twins...transferred to DSL Twins, July 12...2009: Had the highest batting average on team...started season with a five-game hit-streak, going 10-for-19 (.526) with six rbi and four walks.

Year	Team	AVG	G	AB	R	H	2B	3B	HR	RBI	SH	SF	HB	BB	SO	SB	CS	E	OBP
2009	DSL Twins	.336	31	110	15	37	3	1	1	19	0	0	2	19	23	2	3	6	.443
2010	GCL Twins	.172	34	99	6	17	3	0	0	9	0	2	6	27	1	2	5	229	
2011	DSL Twins	.188	18	64	9	12	5	2	1	11	2	0	5	6	17	1	0	8	.307
	GCL Twins	.317	14	41	6	13	0	1	0	5	1	1	1	4	3	1	0	7	.383
Minor League Totals		.252	97	314	36	79	11	4	2	44	3	3	10	35	70	5	5	26	.343

HANSON, NATHAN ALAN (NATE) **FIRST BASEMAN**

HEIGHT: 5-11 **BATS:** R **BORN:** 2/8/87 in Dowey, CA
WEIGHT: 192 **THROWS:** R **RESIDES:** Chanhassen, MN
SIGNED BY: Mark Wilson **SCHOOL:** University of Minnesota
HOW OBTAINED: Twins' 28th round pick in the 2008 First-Year Player Draft.

2011: Began season with Single-A Ft. Myers...transferred to Double-A New Britain, June 10...**2010:** Played entire season in Single-A Ft. Myers...led team in at-bats, hits and home runs...finished season second in runs batted in...**2009:** Spent entire season with Single-A Beloit...made one appearance on the mound for the Snappers tossing 1.0 inning allowing two hits and no runs allowed.

Year	Team	AVG	G	AB	R	H	2B	3B	HR	RBI	SH	SF	HB	BB	SO	SB	CS	E	OBP
2008	Elizabethton	.215	29	93	21	20	6	0	2	8	0	4	15	31	0	0	4	.348	
2009	Beloit	.253	106	360	47	91	21	3	3	30	7	5	8	31	65	6	3	11	.322
2010	Ft. Myers	.254	110	405	47	103	18	1	11	49	1	5	7	37	70	2	1	7	.324
2011	Ft. Myers	.267	52	206	24	55	12	0	4	29	0	1	3	16	31	0	0	2	.327
	New Britain	.238	60	202	21	48	3	1	2	22	1	8	2	16	27	1	0	1	.289
Minor League Totals		.250	357	1266	160	317	70	5	22	138	9	19	24	115	224	9	4	25	.320

HARRISON, TRAVIS JOHN **THIRD BASEMAN**

HEIGHT: 6-2 **BATS:** R **BORN:** 10/17/92 in Orange, CA
WEIGHT: 215 **THROWS:** R **RESIDES:** Aliso Viejo, CA
SIGNED BY: John Leavitt **SCHOOL:** Tustin (CA) High School
HOW OBTAINED: Twins' compensation pick (50th overall) in the 2011 First-Year Player Draft.

Year	Team	AVG	G	AB	R	H	2B	3B	HR	RBI	SH	SF	HB	BB	SO	SB	CS	E	OBP
2012	Will be his first season in professional baseball.																		

HAUSER, MATTHEW MICHAEL (MATT) **PITCHER**

HEIGHT: 6-2 **BATS:** R **BORN:** 3/30/88 in Newport Beach, CA
WEIGHT: 190 **THROWS:** R **RESIDES:** Newport Beach, CA
SIGNED BY: John Leavitt **SCHOOL:** University of San Diego
HOW OBTAINED: Twins' 7th round pick in the 2010 First-Year Player Draft.

2011: Began season with Single-A Beloit...transferred to Single-A Ft. Myers, May 30...transferred to Double-A New Britain, September 5...**2010:** Began his professional career with Rookie-Level Elizabethton...transferred to Single-A Beloit, August 12.

Year	Team	W-L	ERA	G	GS	CG	SH	SV	IP	H	R	ER	HR	HB	BB	SO	WP	BK	BAA
2010	Elizabethton	0-0	1.00	8	0	0	0	3	9.0	7	1	1	0	1	2	13	1	0	.206
	Beloit	1-0	0.00	4	0	0	0	1	6.2	5	0	0	0	2	1	4	0	0	.238
2011	Beloit	3-0	1.40	17	0	0	0	5	19.1	13	3	3	1	1	13	27	2	0	.186
	Ft. Myers	2-6	2.16	24	0	0	0	7	41.2	37	12	10	3	0	16	44	1	0	.237
	New Britain	0-0	3.38	1	0	0	0	0	2.2	3	1	1	0	0	4	0	0	0	.273
Minor League Totals		6-6	1.70	54	0	0	0	16	79.1	65	17	15	4	4	32	92	4	0	.223

HENDRICKS, JOSHUA KEVIN **CATCHER**

HEIGHT: 6-3 **BATS:** R **BORN:** 11/9/91 in Vermont South, Veronica, Australia
WEIGHT: 210 **THROWS:** R **RESIDES:** Vermont South, Veronica, Australia
SIGNED BY: Howard Norsetter **SCHOOL:** Haileybury High, Keysborough, Victoria (AUS)
HOW OBTAINED: Signed as a non-drafted free agent, January 21, 2009.

Year	Team	AVG	G	AB	R	H	2B	3B	HR	RBI	SH	SF	HB	BB	SO	SB	CS	E	OBP	
2009	ASL Twins	Played in Australian Summer League																		
2010	GCL Twins	.091	13	44	2	4	1	0	0	2	0	1	0	0	17	0	0	2	.089	
2011	GCL Twins	.275	47	160	19	44	8	2	0	18	0	1	0	10	30	2	1	2	.316	
Minor League Totals		.235	660	204	21	48	9	2	0	20	0	2	0	10	47	2	1	4	.269	

HERMSEN, BRETT JOSEPH (B.J.) **PITCHER**

HEIGHT: 6-5 **BATS:** R **BORN:** 12/1/89 in Manchester, IA
WEIGHT: 240 **THROWS:** R **RESIDES:** Masonville, IA
SIGNED BY: Mark Wilson **SCHOOL:** West Delaware (IA) High School
HOW OBTAINED: Twins' 6th round pick in the 2008 First-Year Player Draft.

2011: Began season with Single-A Beloit...transferred to Single-A Ft. Myers, August 7...**2010:** Started season in Single-A Beloit...finished fifth on team in innings pitched...transferred to Rookie-Level Elizabethton, July 19...**2009:** Spent entire season with Rookie-Level Gulf Coast League Twins...named Twins' Minor League Player of the Week, June 26, after going 1-0, 0.00 (6.0 ip) without allowing a hit, run or walk with three strikeouts in one start...went 4-1, 1.27 (28.1 ip, 4 er) with three walks, 18 strikeouts and a batting-average-against of .202 in five starts to be named Twins' Minor League Player of the Month for July...threw a complete game shutout allowing just three hits with eight strikeouts, August 12...tied for lead in the Gulf Coast League in shutouts, tied for third in wins and was fifth in ERA...led team in wins, was tied for team lead in starts and had the lowest ERA among team starters...ranked 11th-best prospect in GCL and was named a Rookie All-Star by *Baseball America*.

Year	Club	W-L	ERA	G	GS	CG	SH	SV	IP	H	R	ER	HR	HB	BB	SO	WP	BK	BAA
2009	GCL Twins	6-2	1.35	10	10	1	1	0	53.1	32	12	8	0	8	4	42	2	0	.171
2010	Elizabethton	2-2	3.32	8	6	0	0	0	38.0	39	15	14	2	3	4	39	1	0	.257
	Beloit	4-6	5.00	12	12	1	1	0	72.0	85	46	40	6	3	15	46	1	0	.295
2011	Beloit	11-7	3.10	21	20	1	0	0	124.2	131	62	43	10	3	31	81	4	0	.271
	Ft. Myers	2-1	4.39	5	5	0	0	0	26.2	34	14	13	1	2	6	20	1	0	.312
Minor League Totals		25-18	3.38	56	53	3	2	0	314.2	321	149	118	19	19	60	228	9	0	.263

MINOR LEAGUES

HERR, TYLER NOLAN**PITCHER****HEIGHT:** 6-8
WEIGHT: 220**BATS:** R
THROWS: R
SIGNED BY: Marty Esposito
SCHOOL: Katy (TX) High School**BORN:** 10/8/90 in Carrollton, TX
RESIDES: Katy, TX**HOW OBTAINED:** Twins' 44th round pick in the 2009 First-Year Player Draft.

Year	Team	W-L	ERA	G	GS	CG	SH	SV	IP	H	R	ER	HR	HB	BB	SO	WP	BK	BAA
2010	GCL Twins	0-1	5.82	14	2	0	0	1	21.2	21	20	14	1	3	15	23	8	0	.256
2011	GCL Twins	5-3	2.65	19	0	0	0	0	37.1	39	14	11	1	4	16	22	3	0	.285
Minor League Totals		5-4	3.81	33	2	0	0	1	59.0	60	34	25	2	7	31	45	11	0	.274

HERRMANN, CHRISTOPHER RYAN (CHRIS)**CATCHER**

See Page 91

HICKS, AARON MICHAEL**OUTFIELDER****HEIGHT:** 6-2
WEIGHT: 178**BATS:** S
THROWS: R
SIGNED BY: John Leavitt
SCHOOL: Woodrow Wilson (CA) High School**BORN:** 10/2/89 in San Pedro, CA
RESIDES: Long Beach, CA**HOW OBTAINED:** Twins' 1st round pick (14th overall) in the 2008 First-Year Player Draft.

2012: Ranked fourth-best prospect, Best Defensive Outfielder and Best Outfield Arm in the Twins' system by *Baseball America*, entering the 2012 season...**2011:** Played entire season with Single-A Ft. Myers...played in a career-high 122 games...played for the Mesa Solar Sox in the Arizona Fall League, batting .294 (30-for-102) with eight doubles, five triples, three home runs and 21 rbi in 30 games...**2010:** Spent entire season in Single-A Beloit...led team in on-base percentage and stolen bases...finished season second in doubles and triples, third in games played and at bats...named to 2010 Midwest League All-Star Game...fifth ranked prospect in Midwest League by *Baseball America*...ranked as the second-best prospect, Best Strike-Zone Discipline, Best Defensive Outfielder and Best Outfield Arm in the Twins system by *Baseball America*...named honorable mention on minorleaguebaseball.com's Twins 2010 organization All-Star Team...**2009:** Began season on Rookie-Level Elizabethton's roster...transferred to Single-A Beloit, June 19, before Elizabethton's season started...had 10-game hit-streak, going 15-for-43 (.349) with six runs and six rbi, July 29-August 7...finished third on team in walks...ranked the best prospect in Midwest League by *Baseball America*...ranked top prospect, Best Strike-Zone Discipline, Best Athlete, Best Defensive Outfielder and Best Outfield Arm in the Twins system by *Baseball America* entering 2010...**2008:** Led the GCL Twins in hits, home runs, rbi, walks and stolen bases and ranked eighth in GCL in batting...hit .400 with one home run, four runs scored and four rbi as Twins' Minor League Player of the Week, July 25-August 1...named Rookie Class All-Star by *Baseball America*...top ranked prospect in GCL by *Baseball America*...GCL Postseason All-Star...ranked top prospect, Best Strike-Zone Discipline, Best Athlete, Best Defensive Outfielder and Best Outfield arm in the Twins system by *Baseball America* entering the 2009 season.

Year	Team	AVG	G	AB	R	H	2B	3B	HR	RBI	SH	SF	HB	BB	SO	SB	CS	E	OBP
2008	GCL Twins	.318	45	173	32	55	10	4	4	27	1	2	0	28	32	12	2	2	.409
2009	Beloit	.251	67	251	43	63	15	3	4	29	2	3	1	40	55	10	8	7	.353
2010	Beloit	.279	115	423	86	118	27	6	8	49	4	3	0	88	112	21	11	6	.401
2011	Ft. Myers	.242	122	443	79	107	31	5	5	38	3	3	1	78	110	17	9	8	.354
Minor League Totals		.266	349	1290	240	343	83	18	21	143	10	11	2	234	309	60	30	23	.377

*Aaron Hicks*

Aaron Hicks, 23, enters the 2011 season ranked as the Twins fourth-best prospect by *Baseball America*. Hicks was also voted as being the best defensive outfielder and as having the best outfield arm in the system.

HIDALGO, ANDERSON JOSE**INFIELDER****HEIGHT:** 5-9
WEIGHT: 195**BATS:** R
THROWS: R
SIGNED BY: Jose Leon
SCHOOL: U.E. Francisco Gonzalez Guinan (VZ)**BORN:** 9/5/88 in Valencia, Venezuela
RESIDES: Valencia, Venezuela**HOW OBTAINED:** Signed as a non-drafted free agent, April 11, 2006.**2010:** Spent entire season with Single-A Beloit...led team in batting average and finished season third in on-base percentage...named to 2010 Midwest League All-Star Game.

Year	Team	AVG	G	AB	R	H	2B	3B	HR	RBI	SH	SF	HB	BB	SO	SB	CS	E	OBP
2006	VSL Twins	.310	66	242	28	75	13	0	3	43	4	2	2	23	22	17	11	13	.372
2007	DSL Twins	.305	55	190	27	58	13	3	2	28	5	1	3	27	28	8	8	1	.398
2008	GCL Twins	.364	26	88	15	32	6	0	1	17	1	2	1	15	13	1	1	7	.453
2009	Elizabethton	.291	50	175	34	51	13	0	6	26	2	2	1	25	38	2	3	10	.379
2010	Beloit	.316	81	282	38	89	25	1	3	28	3	2	4	24	50	3	9	11	.375
2011	Ft. Myers	.274	100	347	45	95	22	1	6	44	4	2	4	27	65	0	2	12	.332
Minor League Totals		.302	378	1324	187	400	92	5	21	186	19	11	15	141	216	31	34	53	.373

HIGGINBOTHAM, TRENTON CLAY (TRENT)**PITCHER****HEIGHT:** 6-2
WEIGHT: 185**BATS:** R
THROWS: R
SIGNED BY: Jack Powell
SCHOOL: Clay Chalkville (AL) High School**BORN:** 5/16/92 in Birmingham, AL
RESIDES: Pinson, AL**HOW OBTAINED:** Twins' 26th round pick in the 2011 First-Year Player Draft.

Year	Team	W-L	ERA	G	GS	CG	SH	SV	IP	H	R	ER	HR	HB	BB	SO	WP	BK	BAA
2012 Will be his first season in professional baseball.																			

HIRSCHFELD, STEVEN JOSEPH (STEVE) PITCHER

HEIGHT: 6-5 **BATS:** R **BORN:** 9/8/85 in Moab, UT
WEIGHT: 226 **THROWS:** R **RESIDES:** Moab, UT
SIGNED BY: John Leavitt **SCHOOL:** San Diego State University
HOW OBTAINED: Twins' 9th round pick in the 2007 First-Year Player Draft.

2004 graduate of Grand County (UT) High School...attended CC of Southern Nevada in Las Vegas and was First Team All-Scenic West Athletic Conference as a sophomore...was originally drafted in the 25th round by Colorado in 2005 and 29th round pick by Montreal in 2004.

2010: Split time between the Gulf Coast League, Single-A Ft. Myers, Double-A New Britain and Triple-A Rochester...**2009:** Spent entire season with Single-A Ft. Myers...began season in the bullpen and was put in the rotation, June 9...threw a complete-game shutout, July 15, allowing just three hits and one walk...won three consecutive starts, August 11-16, allowing just three runs in 19.1 innings...named Twins' Minor League Player of the Week, August 21, after going 2-0, 2.03 (13.1 ip, 3 er) allowing 11 hits, four walks and striking out 10 in two starts...finished second in the Florida State League in ERA...led team in complete games...was third in innings pitched...pitched in nine games (four starts) with the Mesa Solar Sox in the Arizona Fall League, going 1-3 with a 11.15 ERA (15.1 ip, 19 er)...**2008:** Led team in wins...played in Midwest League All-Star Game.

Year	Team	W-L	ERA	G	GS	CG	SH	SV	IP	H	R	ER	HR	HB	BB	SO	WP	BK	BAA
2007	Elizabethhton	1-2	4.26	8	6	0	0	0	25.1	21	12	12	2	1	6	20	1	0	.221
2008	Beloit	10-5	3.30	31	16	0	0	1	109.0	104	51	40	3	5	38	80	8	0	.252
2009	Ft. Myers	7-7	2.23	32	17	2	1	0	117.0	93	36	29	6	7	31	86	7	1	.215
2010	GCL Twins	0-0	4.50	2	0	0	0	0	2.0	3	1	1	0	0	1	2	0	0	.333
	Ft. Myers	0-0	13.50	1	0	0	0	0	2.0	3	3	3	0	0	1	1	2	0	.333
	New Britain	0-0	5.32	11	3	0	0	0	22.0	22	14	13	4	2	13	21	0	0	.265
	Rochester	0-0	4.50	1	1	0	0	0	6.0	6	3	3	2	0	1	2	0	0	.250
2011	New Britain	8-8	3.73	30	21	0	0	1	128.0	117	54	53	10	4	43	90	3	1	.246
Minor League Totals		26-22	3.37	116	64	2	1	2	411.1	369	174	154	27	19	134	302	21	2	.239

HOLBROOKS, DAVID KANE (KANE) PITCHER

HEIGHT: 6-3 **BATS:** R **BORN:** 6/8/87 in Ft. Worth, TX
WEIGHT: 220 **THROWS:** R **RESIDES:** Ft. Worth, TX
SIGNED BY: Marty Esposito **SCHOOL:** Texas State University
HOW OBTAINED: Twins' 21st round pick in the 2009 First-Year Player Draft.

2005 graduate of Aledo High School (TX) where he lettered two years...attended Temple College and helped get to the 2006 JUCO World Series title game...transferred to Texas State University.

2011: Played entire season with Single-A Ft. Myers...**2010:** Began season in Single-A Beloit...transferred to Single-A Ft. Myers, July 21...transferred to Double-A New Britain, September 3...**2009:** Began season on Rookie-Level Gulf Coast League Twins' roster...transferred to Rookie-Level Elizabethhton, June 22 before season at GCL began...led team in appearances.

Year	Team	W-L	ERA	G	GS	CG	SH	SV	IP	H	R	ER	HR	HB	BB	SO	WP	BK	BAA
2009	Elizabethhton	2-2	5.04	17	1	0	0	0	25.0	33	18	14	0	4	12	29	3	0	.324
2010	Beloit	5-3	1.67	33	2	0	0	9	54.0	47	16	10	2	4	13	71	4	0	.227
	Ft. Myers	3-3	2.27	8	7	1	0	0	43.2	37	12	11	2	2	15	36	1	0	.226
	New Britain	0-0	5.40	1	1	0	0	0	5.0	6	3	3	1	0	1	3	0	0	.316
2011	Ft. Myers	5-9	4.87	19	16	1	0	0	94.1	122	60	51	8	10	26	47	2	0	.318
Minor League Totals		15-17	3.61	78	27	2	0	9	222.0	245	109	89	13	20	67	186	10	0	.280

HOLLIMON, MICHAEL TRAVIS INFIELDER

See Page 92-93

HURLBUT, DAVID JAMES PITCHER

HEIGHT: 6-3 **BATS:** L **BORN:** 11/24/89 in Fullerton, CA
WEIGHT: 215 **THROWS:** L **RESIDES:** Concord, CA
SIGNED BY: John Leavitt **SCHOOL:** California State University - Fullerton
HOW OBTAINED: Twins' 28th round pick in the 2011 First-Year Player Draft.

Year	Club	W-L	ERA	G	GS	CG	SH	SV	IP	H	R	ER	HR	HB	BB	SO	WP	BK	BAA
2011	Elizabethhton	3-6	4.50	13	12	0	0	0	66.0	82	39	33	7	2	12	51	4	0	.300

IBARRA, EDGAR ALEXANDER PITCHER

HEIGHT: 6-0 **BATS:** L **BORN:** 5/31/89 in Valencia, Venezuela
WEIGHT: 182 **THROWS:** L **RESIDES:** Valencia, Venezuela
SIGNED BY: Jose Leon **SCHOOL:** U.E. Camp Solo (VZ)
HOW OBTAINED: Signed as a non-drafted free agent, January 2, 2006.

2010: Played entire season with Single-A Beloit...led team in strikeouts and finished season second on team in innings pitched...**2009:** Spent entire season at Rookie-Level Elizabethhton...named Appalachian League Pitcher of the Week, August 3...named Twins' Minor League Pitcher of the Month for August after going 4-0, 0.93 (29.0 ip, 3 er) with one complete game shutout, 19 hits, nine walks, 36 strikeouts and holding opponents to a .193 batting average in five starts...led team in wins and was fifth in appearances...tied for third in AL in wins...pitched in five games with Tigres de Aragua in the Venezuelan Winter League...**2008:** Transferred to Rookie-Level Gulf Coast League Twins, June 10...pitched in five games with Tigres de Aragua in the Venezuelan Winter League, posing a 2.45 ERA (3.2 ip, 1 er).

Year	Team	W-L	ERA	G	GS	CG	SH	SV	IP	H	R	ER	HR	HB	BB	SO	WP	BK	BAA
2006	VSL Twins	2-6	5.49	19	8	0	0	0	59.0	72	44	36	3	5	23	29	3	0	.321
2007	VSL Twins	2-4	3.19	16	0	0	0	0	73.1	79	35	26	1	6	21	53	8	1	.280
2008	GCL Twins	4-0	3.12	10	10	0	0	0	49.0	44	22	17	1	4	21	51	0	1	.235
2009	Elizabethhton	6-2	2.84	14	6	1	1	0	50.2	37	16	16	1	4	19	57	5	0	.213
2010	Beloit	6-11	4.81	33	17	0	0	1	112.1	112	71	60	6	10	60	122	9	1	.259
2011	Ft. Myers	5-10	5.16	32	16	1	1	0	106.1	133	73	61	13	7	49	77	12	0	.306
Minor League Totals		25-33	4.31	124	72	2	2	1	450.2	477	261	216	25	36	193	389	37	3	.275

MINOR LEAGUES

JACOBSON, BRETT S. PITCHER

HEIGHT: 6-6 **BATS:** R **BORN:** 11/9/86 in Phoenix, AZ
WEIGHT: 215 **THROWS:** R **RESIDES:** Nashville, TN
ORIGINALLY SIGNED BY: Tigers' 4th round pick in the 2008 First-Year Player Draft. **SCHOOL:** Vanderbilt University
HOW OBTAINED: Trade with Baltimore, December 9, 2010

2011: Eastern League Player of the Week June 13-19...Eastern League All-Star Game selection...played for the Arizona Fall League, going 1-2, 6.94 (11.2 ip, 9 er) in 11 games. **2010:** Won his first seven decisions, April 13-24...went 2-0, 1.08 (16.2 ip, 2 er) in May and 3-0, 1.50 (18.0 ip, 3 er) in July...traded to Minnesota along with pitcher Jim Hoey in exchange for infielders J.J. Hardy and Brendan Harris and cash, December 9...pitched in the Australian Baseball League over the winter with the Perth Heat, posting a 1.54 ERA (11.2 ip, 2 er) with three saves in seven games. **2009:** Did not allow an earned run in his final nine appearances with Western Michigan...recorded multiple strikeouts in his first four outings after being traded to the Orioles organization, in exchange for Aubrey Huff, August 17...picked up his first win with the Keys, August 30 against Myrtle Beach. **2008:** Did not allow a run in his final 10 appearances of the season, July 31-August 30, striking out 18 batters in 15.0 innings pitched...originally selected by the Diamondbacks in the 11th round of the 2005 First-Year Player Draft.

Year	Team	W-L	ERA	G	GS	CG	SH	SV	IP	H	R	ER	HR	HB	BB	SO	WP	BK	BAA
2009	West Michigan	2-2	1.52	21	0	0	0	1	29.2	26	7	5	0	2	5	31	3	0	.236
2009	Lakeland	1-3	3.74	35	0	0	0	6	55.1	51	30	23	6	1	17	44	0	1	.243
	Frederick	1-2	6.30	7	0	0	0	0	10.0	7	7	7	1	0	9	11	3	0	.206
2010	Frederick	8-1	2.79	34	0	0	0	1	71.0	67	37	22	7	6	24	67	11	1	.246
2011	New Britain	5-6	4.56	38	13	1	1	1	100.2	86	56	51	9	9	58	80	14	1	.240
Minor League Totals		17-14	3.65	135	13	1	1	9	266.2	237	137	108	23	18	113	233	31	3	.241

JEWELL, GARRETT ALAN PITCHER

HEIGHT: 6-1 **BATS:** R **BORN:** 6/17/90 in Franklin, NH
WEIGHT: 190 **THROWS:** R **RESIDES:** Alexandria, NH
SIGNED BY: John Wilson **SCHOOL:** University of Southern New Hampshire
HOW OBTAINED: Twins' 31st round pick in 2011 First-Year Player Draft.

Year	Team	W-L	ERA	G	GS	CG	SH	SV	IP	H	R	ER	HR	HB	BB	SO	WP	BK	BAA
2011	Elizabethhton	0-0	7.36	8	0	0	0	0	7.1	11	10	6	2	1	4	2	0	0	.333

JIMENEZ, JADISON JAVIER PITCHER

HEIGHT: 6-1 **BATS:** L **BORN:** 3/19/94 in La Vega, Dominican Republic
WEIGHT: 170 **THROWS:** L **RESIDES:** Bani, Dominican Republic
SIGNED BY: Jose Leon **SCHOOL:** --
HOW OBTAINED: Signed as a non-drafted free agent, September 30, 2011

Year	Team	W-L	ERA	G	GS	CG	SH	SV	IP	H	R	ER	HR	HB	BB	SO	WP	BK	BAA
2012	Will be his first season in professional baseball.																		

JIMENEZ, JOSE ALBERTO CASTILLO PITCHER

HEIGHT: 6-3 **BATS:** R **BORN:** 12/12/91 in Santo Domingo, Dominican Republic
WEIGHT: 215 **THROWS:** R **RESIDES:** Santo Domingo, Dominican Republic
SIGNED BY: Fred Guerrero **SCHOOL:** --
HOW OBTAINED: Signed as a non-drafted free agent, January 27, 2010.

2010: Began professional career in DSL Twins...finished second on team in innings pitched and WHIP.

Year	Team	W-L	ERA	G	GS	CG	SH	SV	IP	H	R	ER	HR	HB	BB	SO	WP	BK	BAA
2010	DSL Twins	1-5	3.45	14	13	0	0	0	60.0	50	28	23	2	5	15	33	3	0	.228
2011	DSL Twins	1-2	2.53	12	6	0	0	0	32.0	26	13	9	1	9	13	29	5	0	.232
Minor League Totals		2-7	3.13	26	19	0	0	0	92.0	76	41	32	3	14	28	62	8	0	.230

JIMENEZ (TRINIDAD), ROMY OUTFIELDER

HEIGHT: 6-2 **BATS:** R **BORN:** 5/14/91 in Santo Domingo, Dominican Republic
WEIGHT: 170 **THROWS:** R **RESIDES:** Santo Domingo, Dominican Republic
SIGNED BY: Fred Guerrero **SCHOOL:** --
HOW OBTAINED: Signed as a non-drafted free agent, February 24, 2009.

2010: Spent entire season in Dominican Summer League...finished season tied for second in doubles and third on team in batting average and runs batted in...**2009:** Spent entire season with Dominican Summer League Twins...finished fifth in the DSL in on-base percentage.

Year	Team	AVG	G	AB	R	H	2B	3B	HR	RBI	SH	SF	HB	BB	SO	SB	CS	E	OBP
2009	DSL Twins	.312	46	157	28	49	5	0	1	15	3	0	5	32	31	15	5	4	.443
2010	DSL Twins	.301	36	123	19	37	7	2	1	17	1	2	4	11	20	9	5	2	.371
2011	GCL Twins	.321	8	28	3	9	3	0	0	4	0	0	0	2	3	1	0	0	.367
Minor League Totals		.308	90	308	50	95	15	2	2	36	4	2	9	45	54	25	10	6	.409

JIMENEZ, RONALD ADRIAN SHORTSTOP

HEIGHT: 6-1 **BATS:** R **BORN:** 1/22/94 in La Guaira, Vargas, Venezuela
WEIGHT: 170 **THROWS:** R **RESIDES:** Catia La Mar, Venezuela
SIGNED BY: Jose Leon **SCHOOL:** Escuela De Talento De Vargas (VZ)
HOW OBTAINED: Signed as a non-drafted free agent, August 6, 2010.

Year	Team	AVG	G	AB	R	H	2B	3B	HR	RBI	SH	SF	HB	BB	SO	SB	CS	E	OBP
2011	DSL Twins	.266	52	177	29	47	7	0	0	22	7	3	4	15	42	14	7	22	.332

KOELLING, TYLER ROBERT **OUTFIELDER**

HEIGHT: 6-0 BATS: R BORN: 5/1/89 in New Orleans, LA
 WEIGHT: 195 THROWS: R RESIDES: Luling, LA
 SIGNED BY: Earl Winn SCHOOL: University of Southern Mississippi
 HOW OBTAINED: Twins' 19th round pick in the 2011 First-Year Player Draft.

Year	Team	AVG	G	AB	R	H	2B	3B	HR	RBI	SH	SF	HB	BB	SO	SB	CS	E	OBP
2011	Elizabethton	.228	34	136	19	31	6	0	5	22	2	0	0	12	21	2	2	0	.291

LANDA, YORMAN **PITCHER**

HEIGHT: 6-0 BATS: R BORN: 6/11/94 in Santa Teresa, Miranda, Venezuela
 WEIGHT: 175 THROWS: R RESIDES: Santa Teresa, Miranda, Venezuela
 SIGNED BY: Jose Leon SCHOOL: --
 HOW OBTAINED: Signed as a non-drafted free agent, September 3, 2010.

Year	Club	W-L	ERA	G	GS	CG	SH	SV	IP	H	R	ER	HR	HB	BB	SO	WP	BK	BAA
2011	DSL Twins	2-2	3.38	12	6	0	0	0	32.0	19	23	12	1	9	26	31	7	0	.170

LANIGAN, ROBERT JOHN (BOBBY) **PITCHER**

HEIGHT: 6-4 BATS: R BORN: 5/5/87 in Stanton Island, NY
 WEIGHT: 223 THROWS: R RESIDES: Stanton Island, NY
 SIGNED BY: John Wilson SCHOOL: Adelphi University
 HOW OBTAINED: Twins' 3rd round pick in the 2008 First-Year Player Draft.

2010: Began season with Single-A Ft. Myers...transferred to Double-A New Britain, July 19...2009: Began season with Single-A Beloit...transferred to Single-A Ft. Myers, August 13...finished first on Beloit in wins and third in starts...2008: Led team in ERA...ranked sixth in Appalachian League in overall pitching and third in innings pitched...rated as having the Best Slider in the Twins organization by *Baseball America*, entering the 2009 season.

Year	Club	W-L	ERA	G	GS	CG	SH	SV	IP	H	R	ER	HR	HB	BB	SO	WP	BK	BAA
2008	Elizabethton	6-5	2.78	13	13	0	0	0	74.1	74	33	23	5	3	9	65	6	0	.250
2009	Beloit	10-7	4.52	22	22	1	0	0	123.1	130	66	62	10	10	29	102	12	0	.265
	Ft. Myers	1-0	4.70	7	2	0	0	0	15.1	21	9	8	1	4	4	14	0	0	.318
2010	Ft. Myers	3-1	2.15	11	10	0	0	0	54.1	43	19	13	2	5	7	41	3	0	.212
	New Britain	2-3	5.23	9	8	0	0	0	41.1	54	25	24	5	2	12	17	1	0	.314
2011	New Britain	8-9	4.45	27	27	0	0	0	153.2	184	93	76	13	12	40	101	5	0	.299
Minor League Totals		30-25	4.01	89	82	1	0	0	462.1	506	245	206	36	36	101	340	27	0	.275

LARSON, ROY JOSEPH **THIRD BASEMAN**

HEIGHT: 6-5 BATS: R BORN: 12/23/87 in Burnsville, MN
 WEIGHT: 205 THROWS: R RESIDES: Eagan, MN
 SIGNED BY: Terry Ryan SCHOOL: University of St. Thomas (MN)
 HOW OBTAINED: Signed as a non-drafted free agent, September 14, 2010.

Year	Team	AVG	G	AB	R	H	2B	3B	HR	RBI	SH	SF	HB	BB	SO	SB	CS	E	OBP
2011	Elizabethton	.202	28	94	8	19	5	0	1	16	0	4	0	6	34	0	1	3	.240

LEACHMAN, ANDREW PATRICK (DREW) **OUTFIELDER**

HEIGHT: 6-3 BATS: R BORN: 4/21/89 in Mobile, AL
 WEIGHT: 205 THROWS: R RESIDES: Mobile, AL
 SIGNED BY: Jack Powell SCHOOL: Birmingham Southern College
 HOW OBTAINED: Twins' 37th round pick in the 2011 First-Year Player Draft.

Year	Team	AVG	G	AB	R	H	2B	3B	HR	RBI	SH	SF	HB	BB	SO	SB	CS	E	OBP
2011	GCL Twins	.237	44	135	15	32	4	1	1	20	2	2	4	19	19	2	2	2	.335

LEE, BRETT CODY **PITCHER**

HEIGHT: 6-4 BATS: L BORN: 9/20/90 in Pensacola, FL
 WEIGHT: 210 THROWS: L RESIDES: Pensacola, FL
 SIGNED BY: Billy Corrigan SCHOOL: St. Petersburg College (FL)
 HOW OBTAINED: Twins' 10th round pick in the 2011 First-Year Player Draft.

Year	Team	W-L	ERA	G	GS	CG	SH	SV	IP	H	R	ER	HR	HB	BB	SO	WP	BK	BAA
2012	Will be his first season in professional baseball.																		

LEER, ANDREW WADE (ANDY) **SHORTSTOP**

HEIGHT: 6-2 BATS: R BORN: 1/3/88 in Williston, ND
 WEIGHT: 200 THROWS: R RESIDES: Williston, ND
 SIGNED BY: Mark Wilson SCHOOL: University of Mary (ND)
 HOW OBTAINED: Twins' 25th round pick in the 2010 First-Year Player Draft.

2010: Began professional career with Rookie-Level Elizabethton...finished second on team in at-bats and doubles.

Year	Team	AVG	G	AB	R	H	2B	3B	HR	RBI	SH	SF	HB	BB	SO	SB	CS	E	OBP
2010	Elizabethton	.266	63	248	35	66	17	1	5	36	0	3	2	16	63	2	2	13	.312
2011	Beloit	.215	98	335	40	72	14	1	3	35	5	5	5	37	103	4	5	11	.298
Minor League Totals		.237	161	583	75	138	31	2	8	71	5	8	7	53	166	6	7	24	.304

See Page 96

LIDDLE, STEVEN JAMES

OUTFIELDER

HEIGHT: 6-1

BATS: L

BORN: 11/24/87 in Franklin, TN

WEIGHT: 200

THROWS: L

RESIDES: Brentwood, TN

SIGNED BY: Earl Winn

SCHOOL: Vanderbilt University

HOW OBTAINED: Twins' 15th round pick in the 2009 First-Year Player Draft.

2006 graduate of Franklin High School (TN) where he was a four-year letter winner...named the 2006 Region VI Player of the Year and First Team All-District, All-Midstate and All-State as a senior...nephew of current Minnesota Twins bench coach Steve Liddle...attended Vanderbilt University where he red-shirted in 2007 and became a consistent starter in 2008...played for Wareham in the Cape Cod League in the summer of 2008.

2010: Spent entire season with Single-A Beloit...led team in home runs...finished second on team in at-bats and home runs...2009: Began professional career with Rookie-Level Elizabethton...named Appalachian League Player of the Week, August 24...second on team in batting average.

Year	Team	AVG	G	AB	R	H	2B	3B	HR	RBI	SH	SF	HB	BB	SO	SB	CS	E	OBP
2009	Elizabethton	.360	13	50	14	18	2	0	2	5	0	1	0	8	11	0	0	0	.441
2010	Beloit	.253	116	435	63	110	18	0	15	70	2	3	3	50	80	14	4	12	.332
2011	Ft. Myers	.220	102	328	8	72	16	1	2	28	6	6	2	38	78	0	1	9	.299
Minor League Totals		.246	231	813	115	200	36	1	19	103	8	9	5	96	169	14	5	21	.326

LIN, WANG-WEI

OUTFIELDER

HEIGHT: 6-0

BATS: L

BORN: 6/28/88 in Tainan City, Taiwan

WEIGHT: 190

THROWS: R

RESIDES: Jen-de-Shiang, Taiwan

SIGNED BY: Ken Su

SCHOOL: National Taiwan College of Physical Education

HOW OBTAINED: Signed as a non-drafted free agent, October 14, 2006.

2011: Played entire season with Single-A Beloit...played in a career-high 117 games...recorded a career-high 114 hits...2010: Played entire season with Single-A Beloit...2009: Disabled for remainder of season with jaw fracture, July 27...2008: Disabled with right elbow surgery, June 19-August 11.

Year	Team	AVG	G	AB	R	H	2B	3B	HR	RBI	SH	SF	HB	BB	SO	SB	CS	E	OBP
2007	GCL Twins	.194	24	62	10	12	4	1	0	4	2	0	0	6	25	4	3	0	.265
2008	GCL Twins	.100	4	10	0	1	0	0	0	0	0	0	1	4	0	0	0	0	.182
2009	GCL Twins	.364	10	33	6	12	3	0	1	7	0	0	4	3	2	0	0	0	.432
2010	Beloit	.236	99	280	49	66	7	1	1	27	10	0	6	39	57	11	3	6	.342
2011	Beloit	.276	117	413	58	114	20	1	4	40	10	0	8	55	80	12	10	5	.372
Minor League Totals		.257	254	798	123	205	34	3	6	78	22	0	14	106	169	29	16	11	.353

LO, KUO HUA

PITCHER

HEIGHT: 5-10

BATS: R

BORN: 10/28/92 in Chiayi, Taiwan

WEIGHT: 176

THROWS: R

RESIDES: Chiayi, Taiwan

SIGNED BY: Cary Broder

SCHOOL: --

HOW OBTAINED: Signed as a non-drafted free agent, June 10, 2011.

Year	Team	W-L	ERA	G	GS	CG	SH	SV	IP	H	R	ER	HR	HB	BB	SO	WP	BK	BAA
2011	ASL Twins																		
Played in the Australian Summer League																			

LOCKWOOD, NICHOLAS KERSEY (NICK)

SHORTSTOP

HEIGHT: 6-1

BATS: R

BORN: 1/7/91 in Boulder, CO

WEIGHT: 175

THROWS: R

RESIDES: Lutz, FL

SIGNED BY: Billy Corrigan

SCHOOL: Tampa Jesuit (FL) High School

HOW OBTAINED: Twins' 9th round pick in the 2009 First-Year Player Draft.

2009 graduate of Tampa Jesuit High School (FL) where he was named to the 2009 Louisville Slugger All-American First Team.

2011: Played entire season with Rookie-Level Elizabethton...2010: Began season in Gulf Coast League...transferred to Rookie-Level Elizabethton, July 5.

Year	Team	AVG	G	AB	R	H	2B	3B	HR	RBI	SH	SF	HB	BB	SO	SB	CS	E	OBP
2009	GCL Twins	.250	30	88	8	22	2	0	0	5	3	0	2	6	10	2	1	11	.313
2010	GCL Twins	.323	8	31	4	10	2	0	0	4	0	0	0	2	0	1	1	2	.364
	Elizabethton	.180	30	100	13	18	1	0	1	8	0	1	0	5	19	1	0	4	.217
2011	Elizabethton	.260	52	208	32	5	13	1	1	22	3	1	7	10	42	3	1	2	.314
Minor League Totals		.244	120	427	57	104	18	1	2	39	6	2	9	23	71	7	3	19	.295

MALINOWSKI, AUSTIN JAMES

PITCHER

HEIGHT: 6-4

BATS: R

BORN: 11/30/92 in Lino Lakes, MN

WEIGHT: 210

THROWS: L

RESIDES: Lino Lakes, MN

SIGNED BY: Mark Wilson

SCHOOL: Centennial (MN) High School

HOW OBTAINED: Twins' 16th round pick in the 2011 First-Year Player Draft.

Year	Team	W-L	ERA	G	GS	CG	SH	SV	IP	H	R	ER	HR	HB	BB	SO	WP	BK	BAA
2012	Will be his first season in professional baseball.																		

MARTIN, DAVID BLAKE (BLAKE) PITCHER

HEIGHT: 6-2 BATS: L BORN: 6/19/86 in Gadsden, AL
 WEIGHT: 182 THROWS: L RESIDES: Boaz, AL

SIGNED BY: Jack Powell SCHOOL: Louisiana State University
 HOW OBTAINED: Twins' 17th round pick in the 2008 First-Year Player Draft.

2011: Began season with Single-A Ft. Myers...transferred to Double-A New Britain, May 30...2010: Began season with Single-A Ft. Myers...tied for third on team in appearances...transferred to Double-A New Britain, August 19...2009: Disabled after lower back skin surgery, April 9-May 20...2008: Transferred to Single-A Beloit, July 8.

Year	Club	W-L	ERA	G	GS	CG	SH	SV	IP	H	R	ER	HR	HB	BB	SO	WP	BK	BAA
2008	Elizabethton	0-0	2.25	2	0	0	0	0	4.0	3	1	1	0	1	0	5	0	0	.214
	Beloit	1-2	3.18	20	0	0	0	2	28.1	26	11	10	1	3	13	40	0	0	.243
2009	Beloit	3-1	4.06	22	0	0	0	1	31.0	29	17	14	3	1	22	41	5	0	.246
2010	Ft. Myers	4-3	4.79	28	3	0	0	0	56.1	70	43	30	6	0	28	47	6	0	.310
	New Britain	0-1	8.10	8	0	0	0	0	13.1	18	14	12	3	0	6	10	0	0	.316
2011	Ft. Myers	2-0	3.09	13	0	0	0	1	23.1	14	8	8	1	0	19	18	3	0	.182
	New Britain	3-6	6.23	22	10	0	0	0	60.2	63	48	42	4	5	58	45	9	0	.275
Minor League Totals		13-13	4.85	115	13	0	0	4	217.0	223	142	117	18	10	146	206	23	0	.269

MARTIN, DUSTIN LAYNE OUTFIELDER

HEIGHT: 6-2 BATS: L BORN: 4/4/84 in Corpus Christi, TX
 WEIGHT: 211 THROWS: L RESIDES: Burnet, TX
 ORIGINALLY SIGNED BY: Mets' 26th round pick in the 2006 First-Year Player Draft. SCHOOL: Sam Houston State University
 HOW OBTAINED: Trade with Mets along with Drew Butera in exchange for Luis Castillo, July 30, 2007.

2010: Spent entire season with Triple-A Rochester...led team in games, hits and runs batted in...second on team in runs scored, at-bats and total bases...finished season third in International League in triples...named to 2010 Triple-A All-Star Game...2009: Played in 44 games for Tigres de Aragua in the Venezuelan Winter League, batting .298 with nine doubles, six home runs and 25 rbi...2008: Batted .314 (37-for-118) in 33 games with the Phoenix Desert Dogs of the Arizona Fall League.

Year	Team	AVG	G	AB	R	H	2B	3B	HR	RBI	SH	SF	HB	BB	SO	SB	CS	E	OBP
2006	Brooklyn	.315	72	251	22	79	15	7	2	35	2	3	9	28	50	7	5	5	.399
2007	St. Lucie	.287	93	363	52	104	22	6	5	52	2	5	1	43	93	11	5	2	.358
	GCL Mets	.500	2	4	1	2	0	0	0	0	0	0	0	0	0	0	0	0	.500
	Ft. Myers	.294	32	119	23	35	8	0	3	19	1	1	3	11	25	5	2	1	.366
2008	New Britain	.290	133	510	68	148	34	8	10	72	4	5	5	49	125	22	11	2	.355
2009	Rochester	.254	124	422	58	107	16	5	5	53	0	5	4	39	92	26	8	8	.319
2010	Rochester	.257	132	483	70	124	24	7	11	67	2	0	0	52	138	12	7	9	.329
2011	Rochester	.265	136	490	64	130	26	5	15	69	0	5	5	54	108	9	9	3	.341
Minor League Totals		.276	724	2642	358	729	145	38	51	367	11	24	27	275	631	92	47	30	.347

MARTINEZ, CARLOS A. SHORTSTOP

HEIGHT: 5-11 BATS: R BORN: 4/6/94 in Ciudad de Panama, Panama
 WEIGHT: 170 THROWS: R RESIDES: Ciudad de Panama, Panama
 SIGNED BY: Jose Marzan SCHOOL: --
 HOW OBTAINED: Signed as a non-drafted free agent, July 6, 2010.

Year	Team	AVG	G	AB	R	H	2B	3B	HR	RBI	SH	SF	HB	BB	SO	SB	CS	E	OBP
2011	DSL Twins	.185	40	119	17	22	5	1	0	19	1	2	8	22	41	5	3	12	.344

MARTINEZ, EDGAR SAUL PITCHER

HEIGHT: 6-1 BATS: R BORN: 9/1/90 in Santo Domingo, Dominican Republic
 WEIGHT: 145 THROWS: R RESIDES: Santo Domingo, Dominican Republic
 SIGNED BY: Fred Guerrero SCHOOL: --
 HOW OBTAINED: Signed as a non-drafted free agent, January 20, 2009.

2010: Spent entire season in the Dominican Summer League...led team in appearances and wins...ranked fourth on team in strikeouts...ranked fourth in DSL in appearances.

Year	Club	W-L	ERA	G	GS	CG	SH	SV	IP	H	R	ER	HR	HB	BB	SO	WP	BK	BAA
2009									Injured - Did Not Play										
2010	DSL Twins	6-2	3.10	26	0	0	0	4	40.2	37	20	14	1	8	9	38	7	0	.240
2011	DSL Twins	2-1	0.32	18	1	0	0	5	28.0	20	6	1	0	3	9	12	3	0	.200
Minor League Totals		8-3	1.97	44	1	0	0	9	68.2	57	26	15	1	11	18	50	10	0	.224

MATA, ANGEL LUIS PITCHER

HEIGHT: 6-2 BATS: R BORN: 12/3/93 in Cumana, Venezuela
 WEIGHT: 190 THROWS: R RESIDES: Manicuaire-Sucre, Venezuela
 SIGNED BY: Jose Leon SCHOOL: --
 HOW OBTAINED: Signed as a non-drafted free agent, January 12, 2010.

2010: Began his professional career in the Dominican Summer League...led team in strikeouts...finished season third on team in innings pitched and earned run average.

Year	Team	W-L	ERA	G	GS	CG	SH	SV	IP	H	R	ER	HR	HB	BB	SO	WP	BK	BAA
2010	DSL Twins	1-5	2.12	13	10	1	0	0	59.1	50	17	14	0	2	15	54	5	1	.230
2011	GCL Twins	0-1	1.46	12	11	0	0	0	37.0	23	8	6	0	6	19	30	2	0	.184
Minor League Totals		1-6	1.87	25	21	1	0	0	96.1	73	25	20	0	8	34	84	7	1	.213

MATEO, FRANCIS**OUTFIELDER**

HEIGHT: 5-11

BATS: L

BORN: 4/24/93 in San Juan de la Maguana, DR

WEIGHT: 185

THROWS: L

RESIDES: San Juan de la Maguana, DR

SIGNED BY: Fred Guerrero

SCHOOL: --

HOW OBTAINED: Signed as non-drafted free agent, December 16, 2011.

Year	Team	AVG	G	AB	R	H	2B	3B	HR	RBI	SH	SF	HB	BB	SO	SB	CS	E	OBP
2012	Will be his first season in professional baseball.																		

MAZZA, CHRISTOPHER JAMES (CHRIS)**PITCHER**

HEIGHT: 6-4

BATS: R

BORN: 10/17/89 in Walnut Creek, CA

WEIGHT: 175

THROWS: R

RESIDES: Clayton, CA

SIGNED BY: Elliott Strankman

SCHOOL: Menlo College (CA)

HOW OBTAINED: Twins' 27th round pick in the 2011 First-Year Player Draft.

Year	Team	W-L	ERA	G	GS	CG	SH	SV	IP	H	R	ER	HR	HB	BB	SO	WP	BK	BAA
2012	Will be his first season in professional baseball.																		

MEJIA, ADERLING AUGUSTO**SHORTSTOP**

HEIGHT: 5-11

BATS: S

BORN: 5/12/92 in Santo Domingo, Dominican Republic

WEIGHT: 170

THROWS: R

RESIDES: Santo Domingo, Dominican Republic

SIGNED BY: Fred Guerrero

SCHOOL: --

HOW OBTAINED: Signed as a non-drafted free agent, February 24, 2010.

Year	Team	AVG	G	AB	R	H	2B	3B	HR	RBI	SH	SF	HB	BB	SO	SB	CS	E	OBP
2010	DSL Twins	.224	42	125	11	28	2	0	0	10	2	1	3	15	26	8	7	16	.319
2011	GCL Twins	.210	38	119	14	25	1	0	0	11	2	1	0	14	11	2	6	11	.291
Minor League Totals		.217	80	244	25	53	3	0	0	21	4	2	3	29	37	10	13	27	.306

MENTION, KELVIN EUGENE**OUTFIELDER**

HEIGHT: 5-11

BATS: L

BORN: 2/18/92 in Tampa, FL

WEIGHT: 200

THROWS: L

RESIDES: Tampa, FL

SIGNED BY: Billy Corrigan

SCHOOL: Brooks Debartolo Collegiate (FL) High School

HOW OBTAINED: Twins' 36th round pick in the 2010 First-Year Player Draft.

Year	Team	AVG	G	AB	R	H	2B	3B	HR	RBI	SH	SF	HB	BB	SO	SB	CS	E	OBP
2010	GCL Twins	.167	6	18	2	3	0	0	0	1	1	0	1	3	3	3	0	0	.318
2011	GCL Twins	Injured - Did Not Play																	
Minor League Totals		.167	6	18	2	3	0	0	0	1	1	0	1	3	3	3	0	0	.318

MICHAEL, LEVI BURT**SHORTSTOP**

HEIGHT: 5-10

BATS: S

BORN: 2/9/91 in Winston-Salem, NC

WEIGHT: 185

THROWS: R

RESIDES: Lexington, NC

SIGNED BY: Ricky Taylor

SCHOOL: University of North Carolina - Chapel Hill

HOW OBTAINED: Twins' 1st round pick in the 2011 First-Year Player Draft.

2012: Ranked as the sixth-best prospect in the Twins' organization by *Baseball America*.

Year	Team	AVG	G	AB	R	H	2B	3B	HR	RBI	SH	SF	HB	BB	SO	SB	CS	E	OBP
2012	Will be his first year in professional baseball.																		

*Levi Michael*

Shortstop Levi Michael was the Twins first round pick (30th pick overall) in the 2011 First-Year Player Draft. Michael enters the 2011 season ranked as the Twins sixth-best prospect by *Baseball America*.

MONTANEZ, JOSUE**PITCHER**

HEIGHT: 6-1

BATS: L

BORN: 1/15/92 in Rio Piedras, Puerto Rico

WEIGHT: 210

THROWS: L

RESIDES: Rio Piedras, Puerto Rico

SIGNED BY: Hector Otero

SCHOOL: Miami Dade Community College South

HOW OBTAINED: Twins' 15th round pick in the 2011 First-Year Player Draft.

Year	Team	W-L	ERA	G	GS	CG	SH	SV	IP	H	R	ER	HR	HB	BB	SO	WP	BK	BAA
2011	GCL Twins	1-0	5.25	8	0	0	0	0	12.0	15	8	7	1	0	4	14	1	0	.300

MORALES, ANGEL LUIS**OUTFIELDER****HEIGHT:** 6-1**BATS:** R**BORN:** 11/24/89 in Guayana, Puerto Rico**WEIGHT:** 195**THROWS:** R**RESIDES:** Arroyo, Puerto Rico**SIGNED BY:** Hector Otero**SCHOOL:** Puerto Rico Baseball Academy High School**HOW OBTAINED:** Twins' 3rd round pick in the 2007 First-Year Player Draft.

2007 graduate of Puerto Rico Baseball Academy High School.

2011: Began season with Ft. Myers...placed on disabled list, April 7...made four rehab appearances with GCL Twins...reinstated from disabled list, July 26...2010: Began season in Single-A Beloit...named Midwest League Player of the Week, June 6...transferred to Single-A Ft. Myers, June 16...2009: Spent entire season at Single-A Beloit...named Twins' Minor League Player of the Week, August 14, after batting .423 (11-for-26) with five runs, four doubles, one homer and six rbi in eight games...led team in games, runs, home runs, rbi, strikeouts and stolen bases, was second in triples and slugging percentage, tied for second in doubles and third in hits...ranked eighth-best prospect in the Twins organization by *Baseball America*, entering 2010...played in 21 games with Leones de Ponce of the Puerto Rican Winter League, batting .295 (18-for-61)...2008: Led Rookie-Level Elizabethton and Appalachian League in home runs...ranked third in league in on-base percentage and extra-base hits and first in batting average...Appalachian League Postseason All-Star...Appalachian League Player of the Week, August 11...eighth ranked prospect in Appalachian League by *Baseball America*...ranked as the 10th-best prospect in the Twins organization by *Baseball America*, entering the 2009 season...2007: Rated as having the Best Outfield arm in the Twins system by *Baseball America*, entering the 2008 season.

Year	Team	AVG	G	AB	R	H	2B	3B	HR	RBI	SH	SF	HB	BB	SO	SB	CS	E	OBP
2007	GCL Twins	.256	38	121	18	31	6	3	2	15	0	2	8	12	44	11	5	3	.357
2008	Elizabethton	.301	54	183	33	55	12	1	15	28	0	0	9	26	72	7	2	4	.413
2009	Beloit	.266	115	376	63	100	22	5	13	62	2	3	7	30	104	19	6	8	.329
2010	Beloit	.289	60	211	34	61	13	7	4	36	3	1	8	24	65	18	7	3	.381
	Ft. Myers	.272	73	261	35	71	11	3	1	19	7	2	3	28	75	11	5	3	.347
2011	GCL Twins	.214	4	14	2	3	1	0	1	4	0	1	0	0	1	0	0	0	.200
	Ft. Myers	.264	33	121	17	32	6	0	3	13	0	4	0	13	36	3	2	1	.326
Minor League Totals		.274	377	1287	202	353	71	19	39	177	12	13	35	133	397	69	27	22	.355

MUNOZ, MIGUEL ANDRES**PITCHER****HEIGHT:** 6-2**BATS:** R**BORN:** 8/4/88 in Caracas, Venezuela**WEIGHT:** 175**THROWS:** R**RESIDES:** Merida, Venezuela**SIGNED BY:** Jose Leon**SCHOOL:** --**HOW OBTAINED:** Signed as a non-drafted free agent, August 19, 2005.

2011: Began the season with Ft. Myers...placed on the disabled list with an elbow injury, April 12...made three rehab appearances with GCL Twins...reinstated from disabled list, July 27...returned to disabled list, July 28 with an elbow injury...2010: Spent entire season in Single-A Beloit...led team in wins, games started and innings pitched...second on team in appearances and strikeouts...finished season tied for first in Midwest League in wins...2009: Spent entire season at Rookie-Level Elizabethton...finished fifth in Appalachian League and second on team in innings pitched...led team in starts and tied for second in wins...pitched in one game with Tigres de Aragua in the Venezuelan Winter League...2008: Transferred to Rookie-Level Gulf Coast League Twins, June 10...led team in wins...pitched in six games with Tigres de Aragua in the Venezuelan Winter League.

Year	Team	W-L	ERA	G	GS	CG	SH	SV	IP	H	R	ER	HR	HB	BB	SO	WP	BK	BAA
2006	VSL Twins	3-6	4.91	16	14	0	0	0	66.0	64	51	36	1	12	43	42	10	0	.255
2007	DSL Twins	5-3	2.04	14	14	1	1	0	70.2	45	22	16	2	3	34	43	9	0	.184
2008	GCL Twins	5-2	3.04	11	10	0	0	0	53.1	56	19	18	0	1	10	51	9	0	.262
2009	Elizabethton	5-4	4.96	13	13	0	0	0	69.0	82	44	38	6	4	14	62	12	0	.291
2010	Beloit	12-7	4.37	34	21	1	1	1	131.2	134	68	64	9	5	48	121	7	1	.266
2011	GCL Twins	1-1	6.00	3	0	0	0	0	6.0	6	4	4	1	0	4	0	0	0	.261
	Ft. Myers	1-1	9.00	2	2	0	0	0	6.0	7	6	6	1	0	5	2	2	0	.318
Minor League Totals		32-24	4.07	93	74	2	2	1	402.2	394	214	182	20	25	158	321	49	1	.256

NELSON, COLE HUNTER**PITCHER****HEIGHT:** 6-7**BATS:** L**BORN:** 7/14/89 in Edina, MN**WEIGHT:** 235**THROWS:** L**RESIDES:** North Ft. Myers, FL**ORIGINALLY SIGNED BY:** Tigers' 10th round pick in the 2010 First-Year Player Draft.**SCHOOL:** Auburn University**HOW OBTAINED:** Trade with Tigers, along with pitcher Lester Oliveros, in exchange for outfielder Delmon Young, August 15, 2011.

Year	Team	W-L	ERA	G	GS	CG	SH	SV	IP	H	R	ER	HR	HB	BB	SO	WP	BK	BAA
2010	GCL Tigers	1-0	0.59	7	1	0	0	1	15.1	11	5	1	0	0	7	27	0	0	.186
	Lakeland	0-0	0.75	2	2	0	0	0	12.0	1	1	1	0	0	6	9	0	0	.028
2011	Lakeland	5-11	4.87	26	17	0	0	0	105.1	123	65	57	6	3	50	87	4	0	.299
	Ft. Myers	1-1	2.61	5	0	0	0	0	10.1	10	5	3	0	0	6	5	2	0	.250
Minor League Totals		7-12	3.90	40	20	0	0	1	143.0	145	76	62	6	3	69	128	6	0	.266

NUNEZ, LUIS DANIEL**PITCHER****HEIGHT:** 5-11**BATS:** L**BORN:** 9/26/91 in San Francisco de Macoris, Dominican Republic**WEIGHT:** 160**THROWS:** L**RESIDES:** San Francisco de Macoris, Dominican Republic**SIGNED BY:** Fred Guerrero**SCHOOL:** --**HOW OBTAINED:** Signed as a non-drafted free agent, October, 25, 2008.

2009: Led club in appearances and tied for lead in saves.

Year	Team	W-L	ERA	G	GS	CG	SH	SV	IP	H	R	ER	HR	HB	BB	SO	WP	BK	BAA
2009	DSL Twins	1-3	3.11	23	1	0	0	4	46.1	42	23	16	3	1	14	53	9	0	.237
2010	GCL Twins	1-3	3.10	19	1	0	0	1	29.0	30	14	10	0	3	15	30	4	1	.263
2011	GCL Twins	5-0	1.67	16	0	0	0	5	32.1	23	8	6	0	1	6	37	5	0	.200
Minor League Totals		7-6	2.67	58	2	0	0	10	107.2	95	45	32	3	5	35	120	18	1	.234

O'ROURKE, RYAN PATRICK **PITCHER**

HEIGHT: 6-3 **BATS:** R **BORN:** 4/30/88 in Worcester, MA
WEIGHT: 217 **THROWS:** L **RESIDES:** Worcester, MA
SIGNED BY: John Wilson **SCHOOL:** Merrimack College
HOW OBTAINED: Twins' 13th round pick in the 2010 First-Year Player Draft.

2011: Named to minorleaguebaseball.com's 2011 Twins organizational All-Star team.

Year	Club	W-L	ERA	G	GS	CG	SH	SV	IP	H	R	ER	HR	HB	BB	SO	WP	BK	BAA
2010	Elizabethhton	1-3	5.10	13	5	0	0	0	42.1	52	26	24	2	3	7	39	3	0	.306
2011	Beloit	5-5	3.18	34	17	0	0	1	110.1	116	45	39	7	2	32	107	5	2	.272
Minor League Totals		6-8	3.71	47	22	0	0	1	152.2	168	71	63	9	5	39	146	8	2	.281

ORTIZ, DANIEL (DANNY) **OUTFIELDER**

HEIGHT: 5-11 **BATS:** L **BORN:** 1/5/90 in Caguas, Puerto Rico
WEIGHT: 164 **THROWS:** L **RESIDES:** Cayey, Puerto Rico
SIGNED BY: Hector Otero **SCHOOL:** Benjamin Harrison High School (PR)
HOW OBTAINED: Twins' 4th round pick in the 2008 First-Year Player Draft.

2010: Spent entire season with Rookie-Level Elizabethhton...named Twins Minor League Player of the Month for April, batting .377 with seven doubles, six home runs, 15 rbi 16 runs scored and six walks in 20 games...finished the season second on team in home runs, total bases and rbi...third on team in games and at-bats...2009: Disabled entire season after left knee surgery...2008: Led team in triples and runs batted in.

Year	Team	AVG	G	AB	R	H	2B	3B	HR	RBI	SH	SF	HB	BB	SO	SB	CS	E	OBP	
2008	GCL Twins	.274	48	186	22	50	11	5	2	27	1	2	5	11	30	4	0	1	.328	
2009	Injured - Did Not Play																			
2010	Elizabethhton	.259	62	239	35	62	16	4	11	43	0	6	2	14	60	1	0	4	.299	
2011	Beloit	.239	129	468	58	112	33	4	10	71	1	6	2	37	96	7	5	6	.294	
Minor League Totals		.252	239	893	115	225	60	13	23	141	2	14	9	62	186	12	5	11	.303	

ORTIZ, KELVIN JOSE **OUTFIELDER**

HEIGHT: 5-11 **BATS:** R **BORN:** 10/19/91 in Santo Domingo, Dominican Republic
WEIGHT: 180 **THROWS:** R **RESIDES:** Santo Domingo, Dominican Republic
SIGNED BY: Fred Guerrero **SCHOOL:** --
HOW OBTAINED: Signed as a non-drafted free agent, September 12, 2008.

Year	Team	AVG	G	AB	R	H	2B	3B	HR	RBI	SH	SF	HB	BB	SO	SB	CS	E	OBP
2009	DSL Twins	.181	48	149	28	27	6	1	1	11	1	0	6	25	57	8	4	2	.322
2010	DSL Twins	.264	38	106	14	28	7	1	1	11	0	1	5	15	45	12	5	2	.378
2011	GCL Twins	.189	45	111	14	21	7	0	3	12	2	0	2	13	37	1	3	3	.286
Minor League Totals		.208	131	366	56	76	20	2	5	34	3	1	13	53	139	21	12	7	.328

OSTERBROCK, DANIEL ALLEN (DAN) **PITCHER**

HEIGHT: 6-3 **BATS:** L **BORN:** 1/27/87 in Cincinnati, OH
WEIGHT: 195 **THROWS:** L **RESIDES:** Cincinnati, OH
SIGNED BY: Jeremy Booth **SCHOOL:** University of Cincinnati
HOW OBTAINED: Twins' 7th round pick in the 2008 First-Year Player Draft.

2011: Split time between Single-A Ft. Myers and Double-A New Britain...2010: Began season with Single-A Beloit...named Midwest League Player of the Week, April 19 and April 26...transferred to Single-A Ft. Myers, May 5...led team in innings pitched and ERA...was tied for second in games started and strikeouts...led Florida State League in ERA...named to minorleaguebaseball.com's 2010 Twins organizational All-Star team...2009: Spent the season with Single-A Beloit...named Midwest League Pitcher of the Week, August 31, after going 1-0, 1.38 (13.0 ip, 2er) in two starts...finished second in the Midwest League in strikeouts...led team in starts and strikeouts and was second in innings pitched...2008: Began professional career with Rookie-Level Elizabethhton...named Appalachian League Pitcher of the Week, June 30...led team in innings pitched, complete games and strikeouts...went 1-0 with 7.1 innings pitched and 10 strikeouts to earn Twins' Minor League Player of the Week, August 22-29...ranked second in Appalachian League in wins and eighth in ERA...named Appalachian League Pitcher of the Year...selected as an Appalachian League Postseason All-Star.

Year	Club	W-L	ERA	G	GS	CG	SH	SV	IP	H	R	ER	HR	HB	BB	SO	WP	BK	BAA
2008	Elizabethhton	7-2	3.00	13	13	1	0	0	75.0	70	33	25	7	3	8	104	6	0	.240
2009	Beloit	7-10	5.19	28	26	1	0	0	137.0	173	95	79	15	5	35	104	15	0	.312
2010	Beloit	2-1	2.30	5	5	1	1	0	27.1	21	8	7	1	0	5	27	2	0	.208
	Ft. Myers	7-8	2.73	20	18	0	0	0	112.0	103	43	34	6	4	23	79	2	0	.243
2011	Ft. Myers	2-0	2.95	4	3	0	0	0	18.1	19	7	6	1	1	2	9	1	0	.253
	New Britain	0-0	18.47	2	2	0	0	0	6.1	14	14	13	2	3	5	2	0	0	.438
Minor League Totals		25-21	3.93	72	67	3	1	0	376.0	400	200	164	32	16	78	361	26	0	.271

PACHECO, ADONIS **OUTFIELDER**

HEIGHT: 5-11 **BATS:** L **BORN:** 7/14/91 in Santo Domingo, Dominican Republic
WEIGHT: 170 **THROWS:** L **RESIDES:** Santo Domingo, Dominican Republic
SIGNED BY: Fred Guerrero **SCHOOL:** --
HOW OBTAINED: Signed as a non-drafted free agent, September 9, 2009.

2011: Played entire season with DSL Twins...ranked second on team in games and third in at-bats...2010: Began his professional career with DSL Twins...led team in games and finished second in at-bats.

Year	Team	AVG	G	AB	R	H	2B	3B	HR	RBI	SH	SF	HB	BB	SO	SB	CS	E	OBP
2010	DSL Twins	.214	53	154	14	33	4	2	0	16	1	3	1	22	32	7	9	6	.311
2011	DSL Twins	.285	58	186	24	53	7	7	0	22	3	0	1	22	33	16	8	7	.364
Minor League Totals		.253	111	340	38	86	11	9	0	38	4	3	2	44	65	23	17	13	.339

MINOR LEAGUES

PARKER, MATTHEW JAMES (MATT) CATCHER

HEIGHT: 6-1 BATS: R BORN: 2/9/88 in San Diego, CA
 WEIGHT: 210 THROWS: R RESIDES: San Diego, CA
 SIGNED BY: Elliott Strankman SCHOOL: San Diego State University
 HOW OBTAINED: Signed as a non-drafted free agent, June 19, 2010.

Year	Team	AVG	G	AB	R	H	2B	3B	HR	RBI	SH	SF	HB	BB	SO	SB	CS	E	OBP
2010	GCL Twins	.225	23	71	8	16	1	0	0	6	2	1	1	8	12	0	0	3	.309
2011	Elizabethton	.277	31	112	18	31	6	0	2	10	0	0	2	9	19	0	0	2	.341
	Beloit	.176	6	17	0	3	1	0	0	1	0	0	0	1	5	0	0	0	.222
Minor League Totals		.250	60	200	26	50	8	0	2	177	2	1	3	18	36	0	0	5	.320

PEARCE, STEVE INFIELDER

See Pages 126-127

PERDOMO, LUIS PITCHER

See Pages 128-129

PEREZ, JAIRO ALEXANDER INFIELDER

HEIGHT: 5-10 BATS: R BORN: 6/10/88 in Acarigua, Venezuela
 WEIGHT: 172 THROWS: R RESIDES: Acarigua, Venezuela
 SIGNED BY: Jose Leon SCHOOL: --
 HOW OBTAINED: Signed as a non-drafted free agent, July 25, 2006.

2011: Played entire season with Single-A Beloit...named Twins' Minor League Player of the Month for June, batting .397 with three doubles, four home runs, 16 rbi, 15 runs and nine walks in 19 games...ranked second on team in batting average...2010: Missed entire season due to "Tommy John" surgery...2009: Led Rookie-Level GCL Twins in walks and was third in at-bats...2008: Led DSL Twins in hits and rbi...ranked third in DSL in batting and fifth in slugging percentage.

Year	Team	AVG	G	AB	R	H	2B	3B	HR	RBI	SH	SF	HB	BB	SO	SB	CS	E	OBP	
2007	DSL Twins	.091	10	33	2	3	0	0	0	6	0	0	4	1	1	0	1	0	.211	
2008	DSL Twins	.338	48	160	38	54	16	1	4	36	1	5	12	20	24	8	4	3	.437	
2009	GCL Twins	.217	37	120	14	26	7	1	1	9	0	2	3	17	12	4	1	14	.324	
2010	GCL Twins	Injured - Did Not Play																		
2011	Beloit	.337	74	276	56	93	20	1	15	60	1	2	5	33	48	11	5	17	.413	
Minor League Totals		.299	169	589	110	176	43	3	20	110	2	9	24	70	85	23	11	34	.390	

PEREZ, SEBASTIAN PITCHER

HEIGHT: 6-1 BATS: R BORN: 5/17/95 in Neyba, DR
 WEIGHT: 175 THROWS: R RESIDES: Neyba, DR
 SIGNED BY: Fred Guerrero SCHOOL: --
 HOW OBTAINED: Signed as non-drafted free agent, October 28, 2011

Year	Team	W-L	ERA	G	GS	CG	SH	SV	IP	H	R	ER	HR	HB	BB	SO	WP	BK	BAA
2012	Will be his first season in professional baseball.																		

PETTERSEN, ADAM JESSE (A.J.) SHORTSTOP

HEIGHT: 5-9 BATS: R BORN: 11/19/88 in Edina, MN
 WEIGHT: 165 THROWS: R RESIDES: Minnetonka, MN
 SIGNED BY: Mark Wilson SCHOOL: University of Minnesota
 HOW OBTAINED: Twins' 25th round pick in the 2011 First-Year Player Draft.

Year	Team	AVG	G	AB	R	H	2B	3B	HR	RBI	SH	SF	HB	BB	SO	SB	CS	E	OBP
2011	Elizabethton	.286	17	56	16	16	2	0	1	7	0	1	3	7	9	1	0	3	.388

PIMENTEL, CANDIDO SHORTSTOP

HEIGHT: 5-11 BATS: S BORN: 7/16/90 in La Victoria, Santo Domingo, Dominican Republic
 WEIGHT: 160 THROWS: R RESIDES: La Victoria, Santo Domingo, Dominican Republic
 SIGNED BY: Fred Guerrero SCHOOL: --
 HOW OBTAINED: Signed as a non-drafted free agent, February 2, 2009.

2010: Spent entire season with the GCL Twins, finishing second on team in at-bats and runs scored...2009: Began professional career with the DSL Twins...led team in runs, hits, triples, walks and stolen bases and was tied for first in games.

Year	Team	AVG	G	AB	R	H	2B	3B	HR	RBI	SH	SF	HB	BB	SO	SB	CS	E	OBP
2009	DSL Twins	.293	54	188	53	55	8	3	1	21	1	3	1	42	42	20	5	0	.419
2010	GCL Twins	.265	46	159	27	41	7	1	0	12	1	0	0	21	33	13	5	1	.352
2011	GCL Twins	.250	45	136	16	34	1	1	0	6	0	0	0	21	31	8	5	3	.350
Minor League Totals		.271	145	479	96	130	16	5	1	39	2	3	1	84	106	41	15	4	.379

PIMENTEL, JAVIER ALBERTO SHORTSTOP

HEIGHT: 6-2 BATS: R BORN: 3/13/94 in Bani, Dominican Republic
 WEIGHT: 175 THROWS: R RESIDES: Bani, Dominican Republic
 SIGNED BY: Fred Guerrero SCHOOL: --
 HOW OBTAINED: Signed as a non-drafted free agent, November 25, 2010.

Year	Team	AVG	G	AB	R	H	2B	3B	HR	RBI	SH	SF	HB	BB	SO	SB	CS	E	OBP
2011	DSL Twins	.220	25	91	14	20	4	2	2	15	0	1	0	9	31	1	1	6	.287
	GCL Twins	.167	28	102	10	17	5	2	1	10	1	0	3	5	19	1	1	7	.227
Minor League Totals		.192	53	193	24	37	9	4	3	25	1	1	3	14	50	2	2	13	.256

PINTO, JOSMIL OSWALDO **CATCHER**

HEIGHT: 5-11 **BATS:** R **BORN:** 3/31/89 in Valencia, Venezuela
WEIGHT: 194 **THROWS:** R **RESIDES:** San Joaquin, Venezuela
SIGNED BY: Jose Leon **SCHOOL:** U.E. Francisca Kumbaya
HOW OBTAINED: Signed as a non-drafted free agent, February 14, 2006.

2011: Began the season with Single-A Beloit...transferred to Single-A Ft. Myers, May 4...**2010:** Spent entire season with Single-A Beloit...finished fourth on team in home runs...**2009:** Spent entire season with Rookie-Level Elizabethton...named Twins' Minor League Player of the Week, August 28, after batting .357 (10-for-28) with six runs, eight rbi, two home runs and two doubles in six games...named an Appalachian League Postseason All-Star...led the Appalachian League in slugging percentage (.610) and home runs, was second in extra-base hits (31) and rbi and was fifth in batting average.

Year	Team	AVG	G	AB	R	H	2B	3B	HR	RBI	SH	SF	HB	BB	SO	SB	CS	E	OBP
2006	VSL Twins	.251	53	195	25	49	7	1	3	30	1	2	1	25	27	3	3	9	.336
2007	DSL Twins	.193	54	171	18	33	8	1	1	23	2	2	6	29	23	3	1	8	.327
2008	GCL Twins	.329	24	85	14	28	9	3	1	14	0	0	9	14	1	0	7	.394	
2009	Elizabethton	.332	53	205	34	68	14	2	13	55	0	4	2	19	39	0	1	3	.387
2010	Beloit	.225	100	347	60	78	21	2	10	54	2	6	5	32	67	2	3	10	.295
2011	Beloit	.250	9	32	4	8	3	0	1	9	0	2	0	2	10	0	0	1	.278
	Ft. Myers	.262	64	221	21	58	11	1	5	32	0	1	2	12	36	1	0	1	.305
Minor League Totals		.256	357	1256	176	322	73	9	34	217	5	177	16	128	216	10	8	39	.329

POLANCO, JOEL BIENVENIDO **CATCHER**

HEIGHT: 5-11 **BATS:** R **BORN:** 8/15/92 in Santo Domingo, Dominican Republic
WEIGHT: 170 **THROWS:** R **RESIDES:** Santo Domingo, Dominican Republic
SIGNED BY: Fred Guerrero **SCHOOL:** --
HOW OBTAINED: Signed as a non-drafted free agent, December, 22, 2010.

Year	Team	AVG	G	AB	R	H	2B	3B	HR	RBI	SH	SF	HB	BB	SO	SB	CS	E	OBP
2011	DSL Twins	.205	44	127	18	26	8	1	0	13	3	1	6	27	35	3	7	3	.366

POLANCO, JORGE LUIS **INFIELDER**

HEIGHT: 5-11 **BATS:** S **BORN:** 7/5/93 in San Pedro de Macoris, Dominican Republic
WEIGHT: 165 **THROWS:** R **RESIDES:** San Pedro de Macoris, Dominican Republic
SIGNED BY: Fred Guerrero **SCHOOL:** --
HOW OBTAINED: Signed as a non-drafted free agent, July 6, 2009.

2010: Began season in the Dominican Summer League...transferred to Gulf Coast League, July 5...rated the Best Defensive Infielder in the Twins system by *Baseball America*, for the second consecutive season...**2009:** Rated the Best Defensive Infielder in the Twins system by *Baseball America*, entering 2010.

Year	Team	AVG	G	AB	R	H	2B	3B	HR	RBI	SH	SF	HB	BB	SO	SB	CS	E	OBP
2010	DSL Twins	.250	18	60	5	15	2	0	0	7	0	2	0	6	9	1	3	12	.309
	GCL Twins	.223	34	103	12	23	5	0	1	12	2	2	0	12	9	2	4	7	.299
2011	GCL Twins	.250	51	172	21	43	8	3	1	16	2	1	3	15	24	6	4	13	.319
Minor League Totals		.242	103	335	38	81	15	3	2	35	4	5	3	33	42	9	11	32	.311

POPHAM, MARTIN (MARTY) **PITCHER**

HEIGHT: 6-5 **BATS:** R **BORN:** 8/4/87 in Louisville, KY
WEIGHT: 218 **THROWS:** R **RESIDES:** Louisville, KY
ORIGINALLY SIGNED BY: Indians' 20th round pick in the 2008 First-Year Player Draft. **SCHOOL:** Union College
HOW OBTAINED: Selected in Minor League Rule 5 Draft, December 8, 2011.

2009: Named to the New York-Penn League All-Star Game...was second in league in strikeouts.

Year	Club	W-L	ERA	G	GS	CG	SH	SV	IP	H	R	ER	HR	HB	BB	SO	WP	BK	BAA
2008	GCL Indians	1-1	0.78	14	0	0	0	1	23.0	15	7	2	0	0	5	25	5	1	.179
2009	Mahoning Valley	6-1	2.76	14	14	0	0	0	75.0	75	29	23	7	0	10	83	1	0	.253
2010	Columbus	0-1	13.50	1	1	0	0	0	4.0	9	6	6	1	1	3	2	0	0	.474
	Kinston	4-4	3.92	17	13	0	0	3	82.2	82	41	36	10	5	20	77	9	0	.260
	Lake County	3-1	3.71	8	4	0	0	0	34.0	36	16	14	4	1	7	28	2	0	.271
	Akron	0-0	1.50	1	1	0	0	0	6.0	5	1	1	0	0	6	0	0	0	.227
2011	Columbus	0-0	5.40	1	0	0	0	0	1.2	2	1	1	1	0	1	2	1	0	.286
	Akron	0-1	7.24	4	2	0	0	0	13.2	23	11	11	0	0	5	9	1	0	.377
	Kinston	6-2	4.19	22	16	0	0	0	96.2	92	47	45	17	2	19	95	5	0	.247
Minor League Totals		20-11	3.72	82	51	0	0	4	336.2	339	159	139	40	9	70	327	24	1	.259

PUGH JR., BRUCE ALLEN **PITCHER**

HEIGHT: 6-3 **BATS:** R **BORN:** 7/18/88 in Baltimore, MD
WEIGHT: 176 **THROWS:** R **RESIDES:** Pasadena, MD
SIGNED BY: Billy Corrigan **SCHOOL:** Hillsborough Community College (FL)
HOW OBTAINED: Twins' 19th round pick in the 2008 First-Year Player Draft.

2011: Pitched in a career-high 43 games...pitched for the Mesa Solar Sox in the Arizona Fall League, going 0-1, 12.21 (14.0 ip, 19 er) in 12 games...**2010:** Began season with Single-A Ft. Myers...led team in strikeouts and finished second in innings pitched...transferred to Double-A New Britain, August 28.

Year	Club	W-L	ERA	G	GS	CG	SH	SV	IP	H	R	ER	HR	HB	BB	SO	WP	BK	BAA
2008	GCL Twins	1-2	3.20	13	0	0	0	2	25.1	18	10	9	1	2	17	26	4	2	.202
2009	Beloit	4-5	2.86	35	8	0	0	0	85.0	71	34	27	4	3	47	99	11	0	.228
2010	Ft. Myers	7-10	4.03	20	19	0	0	0	102.2	81	52	46	10	10	48	106	11	0	.215
	New Britain	0-2	15.43	2	2	0	0	0	7.0	15	16	12	2	1	8	4	0	0	.429
2011	Ft. Myers	2-4	4.53	30	0	0	0	13	45.2	50	29	23	6	1	16	54	7	0	.279
	New Britain	0-3	9.33	13	0	0	0	4	18.1	20	19	19	4	3	16	21	4	0	.282
Minor League Totals		14-26	4.31	113	29	0	0	19	284.0	255	160	136	27	20	152	310	37	2	.240

MINOR LEAGUES

QUESADA, MICHAEL SCOTT **CATCHER**

HEIGHT: 6-1 BATS: R BORN: 2/1/90 in Antioch, GA
 WEIGHT: 180 THROWS: R RESIDES: Folsom, GA
 SIGNED BY: Elliott Strankman SCHOOL: Sierra Junior College
 HOW OBTAINED: Twins' 24th round pick in the 2010 First-Year Player Draft.

Year	Team	AVG	G	AB	R	H	2B	3B	HR	RBI	SH	SF	HB	BB	SO	SB	CS	E	OBP
2010	GCL Twins	.100	3	10	1	1	0	0	0	1	0	0	0	1	5	0	0	2	.182
2011	GCL Twins	.211	41	133	20	28	7	2	3	15	2	1	3	18	27	4	0	5	.316
Minor League Totals		.203	44	143	21	29	7	2	3	16	2	1	3	19	32	4	0	7	.307

RAMIREZ, GERARDO HERBE **PITCHER**

HEIGHT: 6-2 BATS: R BORN: 1/17/94 in Merida, Mexico
 WEIGHT: 165 THROWS: R RESIDES: Merida, Mexico
 SIGNED BY: Hector Otero SCHOOL: --
 HOW OBTAINED: Signed as a non-drafted free agent, March 12, 2011.

Year	Club	W-L	ERA	G	GS	CG	SH	SV	IP	H	R	ER	HR	HB	BB	SO	WP	BK	BAA
2011	GCL Twins	0-0	3.12	10	0	0	0	0	17.1	15	8	6	0	2	6	12	1	1	.231

RAMIREZ, JOSE ALEXANDER **INFIELDER**

HEIGHT: 5-10 BATS: S BORN: 9/6/91 in Azua, Dominican Republic
 WEIGHT: 165 THROWS: R RESIDES: Azua, Dominican Republic
 SIGNED BY: Fred Guerrero SCHOOL: --
 HOW OBTAINED: Signed as a non-drafted free agent, April 23, 2010.
 2010: Began professional career in the Dominican Summer League...finished third on team in walks.

Year	Team	AVG	G	AB	R	H	2B	3B	HR	RBI	SH	SF	HB	BB	SO	SB	CS	E	OBP
2010	DSL Twins	.218	34	110	15	24	3	1	0	7	1	1	2	21	19	11	6	6	.351
2011	DSL Twins	.256	52	164	34	42	2	1	0	18	2	2	4	40	32	20	10	10	.410
Minor League Totals		.241	86	274	49	66	5	2	0	25	3	3	6	61	51	31	16	16	.387

RAMIREZ, WILKIN EMILIO **OUTFIELDER**

See Pages 134-135

RAMS, DANIEL (DANNY) **CATCHER**

HEIGHT: 6-2 BATS: R BORN: 12/19/88 in Miami, FL
 WEIGHT: 231 THROWS: R RESIDES: Miami, FL
 SIGNED BY: Hector Otero SCHOOL: Gulliver Preparatory (FL) High School
 HOW OBTAINED: Twins' 2nd round pick in the 2007 First-Year Player Draft.

2007 graduate of Gulliver Preparatory High School (FL)...selected to the Aflac All-American Baseball Classic Team in 2006.

2011: Florida State League All-Star Game selection. 2010: Began the season with Single-A Beloit, splitting time between catcher and first base for the Snappers...played 19 games for Beloit before being promoted to Double-A New Britain, May 5...played four games for the Rock Cats, recording one hit in 14 at-bats before being transferred back to Beloit, May 13...hit five home runs with 17 rbi in 22 June games and five home runs with 21 rbi in 22 July games...batted .303 (27-for-89) with four home runs and 15 rbi in 25 August games...named to minorleaguebaseball.com's 2010 Twins organizational All-Star team.

Year	Team	AVG	G	AB	R	H	2B	3B	HR	RBI	SH	SF	HB	BB	SO	SB	CS	E	OBP
2007	GCL Twins	.258	27	97	13	25	8	1	0	13	0	1	3	5	22	0	0	2	.311
2008	Elizabethton	.228	41	149	21	34	8	3	5	24	0	1	1	15	71	0	0	2	.301
2009	Elizabethton	.355	16	62	19	22	7	1	6	23	0	0	2	8	22	0	0	1	.444
	Ft. Myers	.308	5	13	2	4	2	0	0	3	0	0	0	1	3	0	0	0	.357
	Beloit	.229	48	175	24	40	14	0	7	23	0	0	2	18	77	0	0	9	.308
2010	Beloit	.243	110	407	52	99	28	4	16	68	1	2	9	31	145	1	0	10	.310
	New Britain	.071	4	14	0	1	1	0	0	1	0	0	0	0	9	0	0	0	.071
2011	Ft. Myers	.239	87	309	32	74	16	3	8	42	0	1	6	26	100	0	1	4	.310
Minor League Totals		.244	338	1226	163	299	84	12	42	197	1	5	23	104	449	1	1	28	.314

RAY, LANCE GORDON **OUTFIELDER**

HEIGHT: 6-2 BATS: L BORN: 9/2/89 in Las Vegas, NV
 WEIGHT: 195 THROWS: R RESIDES: Las Vegas, NV
 SIGNED BY: Earl Winn SCHOOL: University of Kentucky
 HOW OBTAINED: Twins' 8th round pick in the 2010 First-Year Player Draft.

2011: Played entire season with Single-A Beloit...named to minorleaguebaseball.com's 2011 Twins organizational All-Star team. 2010: Began professional career with Rookie-Level Elizabethton...transferred to Single-A Beloit, July 10...finished second in on-base percentage.

Year	Team	AVG	G	AB	R	H	2B	3B	HR	RBI	SH	SF	HB	BB	SO	SB	CS	E	OBP
2010	Elizabethton	.314	17	70	11	22	5	1	0	5	1	0	2	3	10	2	0	1	.360
	Beloit	.279	47	165	30	46	14	0	3	28	0	5	1	28	28	4	4	2	.377
2011	Beloit	.253	132	470	76	119	34	1	16	74	2	6	6	55	132	10	6	9	.335
Minor League Totals		.265	196	705	117	187	53	2	19	107	3	11	9	86	170	16	10	12	.348

REYES, REUDIS MALKIEL **PITCHER**

HEIGHT: 6-4 BATS: R BORN: 3/18/93 in Samana, DR
 WEIGHT: 175 THROWS: R RESIDES: Samana, DR
 SIGNED BY: Fred Guerrero SCHOOL: --
 HOW OBTAINED: Signed as non-drafted free agent, January 26, 2012.

Year	Team	W-L	ERA	G	GS	CG	SH	SV	IP	H	R	ER	HR	HB	BB	SO	WP	BK	BAA
2012	Will be his first season in professional baseball.																		

RHODES, RORY ELIAS **THIRD BASEMAN**

HEIGHT: 6-7 BATS: R BORN: 7/28/91 in Brisbane, Australia
 WEIGHT: 200 THROWS: R RESIDES: Narangba, Australia
 SIGNED BY: Howard Norsetter SCHOOL: --
 HOW OBTAINED: Signed as a non-drafted free agent, July 17, 2008.
 2010: Finished third on GCL Twins in batting average.

Year	Team	AVG	G	AB	R	H	2B	3B	HR	RBI	SH	SF	HB	BB	SO	SB	CS	E	OBP
2009	GCL Twins	.198	35	116	11	23	6	1	0	7	0	2	2	9	28	0	0	6	.264
2010	GCL Twins	.319	27	91	13	29	6	1	0	13	0	0	3	11	17	3	1	2	.410
2011	Elizabethhton	.261	43	157	21	41	12	1	2	15	0	0	3	22	72	2	3	3	.363
Minor League Totals		.255	105	364	45	93	24	3	2	35	0	2	8	42	117	5	4	11	.344

RIVERA, BRAYAN MIGUEL **PITCHER**

HEIGHT: 5-11 BATS: R BORN: 5/8/94 in Maracaibo, Zulia, Venezuela
 WEIGHT: 160 THROWS: R RESIDES: Maracaibo, Zulia, Venezuela
 SIGNED BY: Jose Leon SCHOOL: Unidad Educativa Consuelo Nava Tovar (VZ)
 HOW OBTAINED: Signed as a non-drafted free agent, August 16, 2010.

Year	Team	W-L	ERA	G	GS	CG	SH	SV	IP	H	R	ER	HR	HB	BB	SO	WP	BK	BAA
2011	DSL Twins	Injured - Did Not Play																	

RIVERA, RENE **CATCHER**

See Pages 138-139

ROBB, HEIN CHRISTOPHER **PITCHER**

HEIGHT: 6-5 BATS: L BORN: 5/12/92 in South Africa
 WEIGHT: 185 THROWS: L RESIDES: Brakpan, Gauteng, South Africa
 SIGNED BY: Howard Norsetter SCHOOL: --
 HOW OBTAINED: Signed as a non-drafted free agent, July 4, 2008.

Year	Team	W-L	ERA	G	GS	CG	SH	SV	IP	H	R	ER	HR	HB	BB	SO	WP	BK	BAA
2009	ASL Twins	Played in Australian Summer League																	
2010	GCL Twins	0-1	12.54	9	0	0	0	0	9.1	18	13	13	2	1	7	3	3	0	.439
2011	GCL Twins	0-2	3.82	11	11	0	0	0	37.2	39	21	16	0	0	17	29	1	1	.262
Minor League Totals		0-3	5.55	20	11	0	0	0	47.0	57	34	29	2	1	24	32	4	1	.300

ROBERTS, NATHANIEL JAMES **OUTFIELDER**

HEIGHT: 6-1 BATS: L BORN: 2/25/89 in Park Ridge, IL
 WEIGHT: 200 THROWS: R RESIDES: Spring Grove, IL
 SIGNED BY: Ricky Taylor SCHOOL: High Point University
 HOW OBTAINED: Twins' 5th round pick in the 2010 First-Year Player Draft.

2011: Played entire season with Single-A Beloit...recorded 67 hits in 222 at-bats...2010: Began professional career with Rookie-Level Elizabethton...led team in on-base percentage...finished season ranked second on team in batting average, slugging percentage and OPS...named Appalachian League Player of the Week, August 9.

Year	Team	AVG	G	AB	R	H	2B	3B	HR	RBI	SH	SF	HB	BB	SO	SB	CS	E	OBP
2010	Elizabethhton	.336	35	128	30	43	10	1	5	17	0	0	4	21	29	5	2	0	.444
2011	Beloit	.302	68	222	55	67	12	4	4	34	3	1	29	28	48	9	4	3	.443
Minor League Totals		.314	103	350	85	110	22	5	9	51	3	1	33	49	77	14	6	3	.443

RODRIGUEZ, IVAN DERECK (DERECK) **OUTFIELDER**

HEIGHT: 6-1 BATS: R BORN: 6/5/92 in Arlington, TX
 WEIGHT: 160 THROWS: R RESIDES: Plantation, FL
 SIGNED BY: Hector Otero SCHOOL: Pace (FL) High School
 HOW OBTAINED: Twins' 6th round pick in 2011 First-Year Player Draft.

Year	Team	AVG	G	AB	R	H	2B	3B	HR	RBI	SH	SF	HB	BB	SO	SB	CS	E	OBP
2011	GCL Twins	.156	29	90	4	14	4	0	0	5	1	0	2	5	35	2	0	1	.216

RODRIGUEZ, JAIRO ALEJANDRO **CATCHER**

HEIGHT: 5-11 BATS: R BORN: 8/24/88 in Acarigua, Venezuela
 WEIGHT: 180 THROWS: R RESIDES: Acarigua, Venezuela
 SIGNED BY: Jose Leon SCHOOL: --
 HOW OBTAINED: Signed as a non-drafted free agent, May 9, 2007.

Year	Team	AVG	G	AB	R	H	2B	3B	HR	RBI	SH	SF	HB	BB	SO	SB	CS	E	OBP
2007	VSL Twins	.348	34	112	19	39	2	0	0	14	1	2	4	8	6	0	0	2	.405
2008	DSL Twins	.236	42	140	17	33	4	0	2	14	0	0	13	16	2	2	3	3	.301
2009	DSL Twins	.235	54	196	19	46	15	1	0	25	2	3	4	16	16	1	1	0	.301
2010	GCL Twins	.209	25	91	10	19	7	0	0	10	2	0	0	3	10	0	0	2	.234
2011	GCL Twins	.300	3	10	1	3	0	0	0	1	0	1	0	1	1	1	0	1	.333
	Elizabethhton	.208	26	96	9	20	2	0	1	8	0	2	2	5	20	1	1	4	.257
Minor League Totals		.248	184	645	75	160	30	1	3	72	5	8	10	46	69	5	3	12	.305

ROHLFING, DANIEL WAYNE (DANNY) **CATCHER**

See Page 141

MINOR LEAGUES

ROMERO, DEIBINSON JOEL**THIRD BASEMAN****HEIGHT:** 6-0**BATS:** R**BORN:** 9/24/86 in Perdenales, Dominican Republic**WEIGHT:** 193**THROWS:** R**RESIDES:** Santo Domingo, Dominican Republic**SIGNED BY:** Fred Guerrero**SCHOOL:** --**HOW OBTAINED:** Signed as a non-drafted free agent, July 21, 2004.

2010: Spent entire season with Single-A Ft. Myers...led team in games, runs scored and rbi...finished second on team in at-bats, hits and home runs...named Florida State League Player of the Week, August 23. **2008:** Disabled after undergoing left knee surgery, April 24-June 16...placed on the disabled list with a broken right fibula, July 19. **2007:** Hit .318 (7-for-22) with four home runs, six runs scored and 16 rbi as the Twins' Minor League Player of the Week, July 13-19...hit .480 (12-for-25) with three doubles, seven runs scored and six rbi as the Appalachian player of the Week, July 16-22...named Appalachian League player of the Week, August 13-19...hit .351 (39-for-111) with 10 doubles, four home runs and 23 rbi as the Twins' Minor League Player of the Month for August...transferred to Beloit, September 2...named to the Appalachian League Postseason All-Star Team...rated as the Best Infield Arm and Best Defensive Infielder in the Twins system by *Baseball America*, entering the 2008 season. **2006:** Led the team and fourth overall in both GCL and organization in batting...second in GCL in rbi, runs and fourth in hits.

Year	Team	AVG	G	AB	R	H	2B	3B	HR	RBI	SH	SF	HB	BB	SO	SB	CS	E	OBP
2005	DSL Twins	.206	49	175	21	36	4	0	1	12	0	1	8	12	36	7	3	17	.286
2006	GCL Twins	.313	50	176	37	55	10	2	4	38	0	4	4	13	37	6	3	13	.365
2007	Elizabethton	.316	66	247	60	78	16	2	9	52	0	5	7	34	47	9	3	13	.406
	Beloit	.300	2	10	2	3	1	0	0	3	0	0	0	1	4	0	0	0	.364
2008	Beloit	.268	40	149	21	40	8	1	3	18	0	3	3	7	38	1	2	11	.309
2009	Ft. Myers	.222	120	424	57	94	18	3	5	56	0	11	7	51	103	3	1	22	.308
2010	Ft. Myers	.252	111	397	52	100	16	5	6	54	0	4	8	53	91	1	1	15	.348
2011	New Britain	.256	121	414	55	106	27	2	11	58	4	7	7	40	93	1	2	22	.327
Minor League Totals		.258	557	1985	305	512	100	15	39	291	4	35	44	210	448	28	15	113	.327

ROMERO, FERNANDO**PITCHER****HEIGHT:** 6-0**BATS:** R**BORN:** 12/24/94 in San Juan de la Maguana, Dominican Republic**WEIGHT:** 215**THROWS:** R**RESIDES:** San Juan de la Maguana, Dominican Republic**SIGNED BY:** Fred Guerrero**SCHOOL:** --**HOW OBTAINED:** Signed as a non-drafted free agent, November 4, 2011.

Year	Club	W-L	ERA	G	GS	CG	SH	SV	IP	H	R	ER	HR	HB	BB	SO	WP	BK	BAA
2012	Will be the first season in professional baseball.																		

ROSARIO, EDDIE M.**OUTFIELDER****HEIGHT:** 6-1**BATS:** L**BORN:** 9/28/91 in Guayama, Puerto Rico**WEIGHT:** 175**THROWS:** R**RESIDES:** Guayama, Puerto Rico**SIGNED BY:** Hector Otero**SCHOOL:** Rafael Lopez Landron (PR) High School**HOW OBTAINED:** Twins' 4th round pick in the 2010 First-Year Player Draft.

2012: Ranked third-best prospect in the Twins' system and Best Hitter for Average by *Baseball America*, entering the 2012 season...named to minorleaguebaseball.com's 2011 Twins organizational All-Star team. **2011:** Three-time Appalachian League Player of the Week...Twins' Minor League Player of the Month for August, batting .368 with 42 hits, three doubles, 10 home runs, 29 rbi, 33 runs scored and 13 walks in 29 games...Appalachian League Co-Player of the Year. **2010:** Spent entire season in Gulf Coast League...led team in at-bats, hits, runs scored, stolen bases, home runs and runs batted in...finished season second in walks...led Gulf Coast League in stolen bases, finished third in hits and 10th in batting average.

Year	Team	AVG	G	AB	R	H	2B	3B	HR	RBI	SH	SF	HB	BB	SO	SB	CS	E	OBP
2010	GCL Twins	.294	51	194	34	57	9	2	5	26	0	3	0	16	28	22	5	3	.343
2011	Elizabethton	.337	67	270	71	91	9	9	21	60	1	0	1	27	60	17	6	2	.397
Minor League Totals		.319	118	464	105	148	18	11	26	86	1	3	1	43	88	39	11	5	.375

**Eddie Rosario**

Eddie Rosario, 20, enters the 2011 season ranked as the Twins third-best prospect by *Baseball America*. Rosario was also voted as being the best hitter for average in the Twins' minor league system.

ROSARIO, RANDY MIGUEL**PITCHER****HEIGHT:** 6-0**BATS:** L**BORN:** 5/18/94 in Nagua, Dominican Republic**WEIGHT:** 160**THROWS:** L**RESIDES:** Rio San Juan, Dominican Republic**SIGNED BY:** Fred Guerrero**SCHOOL:** --**HOW OBTAINED:** Signed as a non-drafted free agent, August 16, 2010.

Year	Club	W-L	ERA	G	GS	CG	SH	SV	IP	H	R	ER	HR	HB	BB	SO	WP	BK	BAA
2011	DSL Twins	2-4	3.86	13	8	0	0	0	35.0	28	22	15	0	1	19	26	8	1	.212

SALCEDO, ADRIAN ARTURO**PITCHER****HEIGHT:** 6-4**BATS:** R**BORN:** 4/24/91 in Mocha, Dominican Republic**WEIGHT:** 175**THROWS:** R**RESIDES:** Moca, Dominican Republic**SIGNED BY:** Fred Guerrero**SCHOOL:** --**HOW OBTAINED:** Signed as a non-drafted free agent, November 27, 2007.

2010: Split time between Rookie-Level Elizabethton and Single-A Ft. Myers...led Elizabethton in innings pitched and finished second in appearances and strikeouts...finished third in Appalachian League in WHIP...named Appalachian League Player of the Week, June 21 and July 19...eighth-ranked prospect in Appalachian League by *Baseball America*...ranked seventh-best prospect in the Twins organization by *Baseball America* entering the 2011 season...**2009:** Spent entire season with GCL Twins...finished third in the GCL in strikeouts, fifth in innings pitched and seventh in overall pitching...led team in innings pitched and tied for team lead in starts...ranked the sixth-best prospect in the GCL by *Baseball America*.

Year	Club	W-L	ERA	G	GS	CG	SH	SV	IP	H	R	ER	HR	HB	BB	SO	WP	BK	BAA
2008	DSL Twins	4-4	1.65	12	12	0	0	0	65.1	47	18	12	1	11	8	50	4	1	198
2009	GCL Twins	3-2	1.46	11	10	0	0	0	61.2	59	25	10	1	5	3	58	4	1	237
2010	Elizabethton	4-3	3.27	16	8	0	0	1	66.0	55	27	24	3	4	10	65	9	2	230
	Ft. Myers	1-3	6.26	6	6	0	0	0	27.1	42	21	19	3	4	8	16	2	0	230
2011	Beloit	6-6	2.93	29	2	1	0	0	135.0	131	56	44	4	9	27	92	7	1	252
Minor League Totals		18-18	2.76	74	56	1	0	1	355.1	335	147	109	12	33	56	281	26	6	.247

(JEAN) SANO, MIGUEL ANGEL**INFILDER****HEIGHT:** 6-3**BATS:** R**BORN:** 5/11/93 in San Pedro De Macoris, Dominican Republic**WEIGHT:** 195**THROWS:** R**RESIDES:** San Pedro De Macoris, Dominican Republic**SIGNED BY:** Fred Guerrero**SCHOOL:** --**HOW OBTAINED:** Signed as a non-drafted free agent, October 9, 2009.

2012: Ranked as the top prospect and Best Power Hitter in the Twins' organization by *Baseball America*...named to minorleaguebaseball.com's 2011 Twins organizational All-Star team...**2011:** Appalachian League Player of the Week August 1-7 and August 29-September 5...top prospect in Appalachian League by *Baseball America*...**2010:** Began professional career in Dominican Summer League...led team in average, on-base percentage and slugging percentage...transferred to GCL Twins, July 5...finished second on team in doubles and slugging percentage...second ranked prospect in Gulf Coast League by *Baseball America*...ranked third-best prospect and Best Power Hitter in the Twins organization by *Baseball America*...named to minorleaguebaseball.com's 2010 Twins organizational All-Star team...**2009:** Ranked as the Twins' fourth-best prospect by *Baseball America*, entering the 2010 season.

Year	Team	AVG	G	AB	R	H	2B	3B	HR	RBI	SH	SF	HB	BB	SO	SB	CS	E	OBP
2010	DSL Twins	.344	20	64	11	22	2	1	3	10	0	1	1	14	17	2	1	8	.463
	GCL Twins	.291	41	148	23	43	14	0	4	19	1	1	10	43	2	2	14	338	
2011	Elizabethton	.292	66	267	58	78	18	7	20	59	0	1	2	23	77	5	4	26	.352
Minor League Totals		.299	127	479	92	143	34	8	27	88	1	3	4	47	137	9	7	48	.364

*Miguel Sano*

Miguel Sano, 18, enters the 2011 season ranked as the Twins top prospect and power hitter by *Baseball America*. Sano led the Appalachian League with 45 extra-base hits and ranked as the league's top prospect.

SANTANA, DANIEL ERNESTO**INFILDER****HEIGHT:** 5-11**BATS:** S**BORN:** 11/7/90 in Monte Plata, Dominican Republic**WEIGHT:** 160**THROWS:** R**RESIDES:** Monte Plata, Dominican Republic**SIGNED BY:** Fred Guerrero**SCHOOL:** --**HOW OBTAINED:** Signed as a non-drafted free agent, December 6, 2007.

2011: Played entire season with Single-A Beloit...**2010:** Split time between Rookie-Level Elizabethton and Single-A Beloit...**2009:** Spent entire season with GCL Twins...named Twins' Minor League Player of the Week, August 8, after going 9-for-21 (.429) with seven runs, 11 rbi, two home runs and one double in five games...led team in at-bats, runs, rbi and stolen bases...**2008:** Led team and was second in DSL in triples.

Year	Team	AVG	G	AB	R	H	2B	3B	HR	RBI	SH	SF	HB	BB	SO	SB	CS	E	OBP
2008	DSL Twins	.274	51	190	37	52	6	10	1	27	3	4	2	20	38	15	4	14	.343
2009	GCL Twins	.265	44	170	30	45	7	5	3	25	3	2	2	8	27	12	1	14	.302
2010	Elizabethton	.264	30	140	23	37	8	1	4	16	0	0	1	3	30	5	4	8	.285
	Beloit	.238	40	130	14	31	4	3	0	11	2	2	3	7	40	10	4	12	.289
2011	Beloit	.247	104	365	55	90	15	5	7	41	10	5	4	25	98	24	15	28	.298
Minor League Totals		.256	269	995	159	255	40	24	15	120	18	13	12	63	233	66	28	76	.305

SANUDO, GONZALO **PITCHER**

HEIGHT: 6-3 BATS: L BORN: 1/10/92 in Tabasco, Mexico
 WEIGHT: 215 THROWS: R RESIDES: Tabasco, Mexico
 SIGNED BY: Hector Otero SCHOOL: --
 HOW OBTAINED: Signed as a non-drafted free agent, March 12, 2011.

Year	Club	W-L	ERA	G	GS	CG	SH	SV	IP	H	R	ER	HR	HB	BB	SO	WP	BK	BAA
2011	GCL Twins	0-1	5.66	12	0	0	0	1	20.2	19	15	13	0	4	7	22	0	1	.244

SCHULD, MATTHEW JAMES (MATT) **PITCHER**

HEIGHT: 6-3 BATS: R BORN: 12/7/87 in Saint Paul, MN
 WEIGHT: 210 THROWS: R RESIDES: Plymouth, MN
 SIGNED BY: Mark Wilson SCHOOL: University of St. Thomas (MN)
 HOW OBTAINED: Signed as a non-drafted free agent, June 17, 2010.

2011: Florida State League Player of the Week, May 9-15...2010: Began professional career in Gulf Coast League...transferred to Single-A Ft. Myers, August 13.

Year	Club	W-L	ERA	G	GS	CG	SH	SV	IP	H	R	ER	HR	HB	BB	SO	WP	BK	BAA
2010	GCL Twins	2-0	2.57	11	0	0	0	1	21.0	21	6	6	1	2	3	17	0	0	.266
	Ft. Myers	0-1	3.78	6	0	0	0	2	16.2	17	10	7	0	2	4	11	1	0	.270
2011	Ft. Myers	4-1	3.99	15	11	0	0	0	70.0	72	35	31	2	5	19	46	3	2	.263
	New Britain	2-2	8.12	17	5	0	0	1	41.0	55	39	37	6	8	21	27	2	0	.331
Minor League Totals		8-4	4.90	49	16	0	0	4	148.2	165	90	81	9	17	47	101	6	2	.284

SHIBUYA, TIMOTHY TAKESHI (TIM) **PITCHER**

HEIGHT: 6-1 BATS: R BORN: 9/14/89 in Los Angeles, CA
 WEIGHT: 190 THROWS: R RESIDES: Jackson, WY
 SIGNED BY: John Leavitt SCHOOL: University of California - San Diego
 HOW OBTAINED: Twins' 23rd round pick in the 2011 First-Year Player Draft.

2011: Appalachian League Player of the Week, August 1-7...Appalachian League All-Star Team selection...Appalachian League Pitcher of the Year.

Year	Club	W-L	ERA	G	GS	CG	SH	SV	IP	H	R	ER	HR	HB	BB	SO	WP	BK	BAA
2011	Elizabethton	8-2	3.30	13	13	0	0	0	73.2	70	32	27	7	3	11	70	3	1	.249

SILVA, ARGENIS MAURICIO **PITCHER**

HEIGHT: 6-1 BATS: R BORN: 7/24/95 in Valencia, Carabobo, Venezuela
 WEIGHT: 190 THROWS: R RESIDES: Valencia, Carabobo, Venezuela
 SIGNED BY: Jose Leon SCHOOL: --
 HOW OBTAINED: Signed as a non-drafted free agent, September 27, 2011.

Year	Club	W-L	ERA	G	GS	CG	SH	SV	IP	H	R	ER	HR	HB	BB	SO	WP	BK	BAA
2012	Will be his first year in professional baseball.																		

SILVA, JHON JAIRO **OUTFIELDER**

HEIGHT: 5-11 BATS: S BORN: 6/5/93 in La Guaira, Venezuela
 WEIGHT: 160 THROWS: R RESIDES: La Guaira-Vargas, Venezuela
 SIGNED BY: Jose Leon SCHOOL: --
 HOW OBTAINED: Signed as a non-drafted free agent, March 31, 2010.

2011: Played entire season with DSL Twins...2010: Began professional career with DSL Twins, leading the club in walks and was second in on-base percentage.

Year	Team	AVG	G	AB	R	H	2B	3B	HR	RBI	SH	SF	HB	BB	SO	SB	CS	E	OBP
2010	DSL Twins	.230	38	87	18	20	3	0	0	6	2	0	1	24	39	5	6	2	.402
2011	DSL Twins	.208	31	77	9	16	3	0	0	6	1	0	0	8	29	4	3	0	.282
Minor League Totals		.220	69	164	27	36	6	0	0	12	3	0	1	32	68	9	9	2	.350

SLAMA, ANTHONY THOMAS **PITCHER**

HEIGHT: 6-3 BATS: R BORN: 1/6/84 in Orange, CA
 WEIGHT: 201 THROWS: R RESIDES: Garden Grove, CA
 SIGNED BY: John Leavitt SCHOOL: University of San Diego
 HOW OBTAINED: Twins' 39th round pick in the 2006 First-Year Player Draft.

2002 graduate of Master Dei (CA) High School...attended the University of San Diego, majoring in sociology...played two seasons at Santa Ana Community College prior to USD.

2011: Began season with Triple-A Rochester...recalled, May 31...optioned back to Rochester, June 6...placed on the disabled list, July 5 with a season ending injury...2010: Started the season with Triple-A Rochester...did not allow a run in 11 consecutive appearances (12.1 ip), April 14-May 1...named to the International League roster for the Triple-A All-Star game, earning the win after working 1.0 scoreless inning, with one strikeout...played in the XM All-Star Future's game and earned the win, tossing 1.0 scoreless inning for the U.S. Team, July 11 at Los Angeles (AL)...posted a 1.39 ERA (45.1 ip, 7 er) with 15 saves in April, May and June combined (37 games)...42 of his 54 appearances for the Red Wings were scoreless...converted each of his final 13 save opportunities, April 26-July 16...made four more appearances for the Twins, allowing two runs on three hits in 1.0 inning and suffering the loss, July 23 at Baltimore...optioned back to Rochester, August 8, and made five appearances for the Red Wings.

Year	Club	W-L	ERA	G	GS	CG	SH	SV	IP	H	R	ER	HR	HB	BB	SO	WP	BK	BAA
2007	Elizabethhton	0-0	2.45	6	0	0	0	4	7.1	2	2	2	0	0	1	10	2	0	.091
	Beloit	1-1	1.48	21	0	0	0	10	24.1	15	4	0	1	9	39	3	0	.172	
2008	Ft. Myers	4-1	1.01	51	0	0	0	25	71.0	43	12	8	0	3	24	110	3	0	.173
2009	New Britain	4-2	2.48	51	0	0	0	25	65.1	46	18	8	5	2	32	93	3	1	.201
	Rochester	0-2	3.45	11	0	0	0	4	15.2	11	6	6	0	0	8	19	2	0	.212
2010	Rochester	2-2	2.20	54	0	0	0	17	65.1	41	16	16	5	1	32	74	2	0	.178
	MINNESOTA	0-1	7.71	5	0	0	0	0	4.2	6	4	1	0	5	5	1	0	.300	
2011	Rochester	3-2	2.92	27	0	0	0	1	37.0	27	15	12	4	3	16	42	3	0	.201
	MINNESOTA	0-0	0.00	2	0	0	0	0	2.1	0	0	0	0	0	2	3	1	0	.000
Minor League Totals		14-10	2.08	221	0	0	0	86	286.0	185	73	66	614	10	122	387	18	1	.184
Major League Totals		0-1	5.14	7	0	0	0	0	7.0	6	4	4	1	0	7	8	2	0	.222

SOLBACH, MARKUS

PITCHER

HEIGHT: 6-5
WEIGHT: 194
SIGNED BY: Howard Norsetter
HOW OBTAINED: Signed as a non-drafted free agent, February 19, 2011.

BATS: R
THROWS: R
SCHOOL: --

BORN: 8/26/91 in Dormagen, Germany
RESIDES: Pulheim, Germany

Year	Club	W-L	ERA	G	GS	CG	SH	SV	IP	H	R	ER	HR	HB	BB	SO	WP	BK	BAA
2011	GCL Twins	3-3	1.91	15	0	0	0	1	28.1	26	10	6	0	2	8	17	2	0	.252

SOLIMAN, MANUEL EMILIO

PITCHER

HEIGHT: 6-2
WEIGHT: 195
SIGNED BY: Fred Guerrero
HOW OBTAINED: Signed as a non-drafted free agent, March 9, 2007.

BATS: R
THROWS: R
SCHOOL: --

BORN: 8/11/89 in La Romana, Dominican Republic
RESIDES: La Romana, Dominican Republic

2010: Spent entire season in Rookie-Level Elizabethton...led team in strikeouts...finished second on team in games started and third in innings pitched...finished second in Appalachian League in strikeouts...ranked 10th-best prospect in Appalachian League by *Baseball America*...2010 *Baseball America* Rookie League All-Star...**2009:** Converted from third base to pitcher. **2008:** Led team in walks.

Year	Team	AVG	G	AB	R	H	2B	3B	HR	RBI	SH	SF	HB	BB	SO	SB	CS	E	OBP
2007	DSL Twins	.189	63	201	22	38	4	0	4	16	3	1	8	26	46	5	3	24	.305
2008	DSL Twins	.211	58	185	26	39	11	2	1	26	0	3	5	30	39	2	1	13	.332
Minor League Totals		.199	121	386	48	77	15	2	5	42	3	4	13	56	85	7	4	37	.318
Year	Team	W-L	ERA	G	GS	CG	SH	SV	IP	H	R	ER	HR	HB	BB	SO	WP	BK	BAA
2009	DSL Twins	6-2	2.15	14	14	0	0	0	71.0	66	25	17	0	9	20	55	8	0	.244
2010	Elizabethton	5-2	3.48	12	12	0	0	0	64.2	47	28	25	5	10	21	74	6	0	.201
2011	Beloit	7-11	3.97	28	25	1	0	0	136.0	128	73	60	17	9	50	120	15	5	.250
Minor League Totals		18-15	3.38	54	51	1	0	0	271.2	241	126	102	22	28	91	249	29	5	.237

STEEDLEY, SPENCER MILES

PITCHER

HEIGHT: 6-2
WEIGHT: 194
SIGNED BY: Ricky Taylor
HOW OBTAINED: Twins' 25th round pick in the 2007 First-Year Player Draft.

BATS: L
THROWS: L
SCHOOL: University of North Carolina - Charlotte

BORN: 5/31/85 in Salisbury, NC
RESIDES: Granite Quarry, NC

2007 graduate of UNC-Charlotte...finished the 2007 season second on the team in innings pitched (112.0) and strikeouts (92) and also batted .227 with 30 rbi in 56 games...**2006** First-Team Atlantic 10 All-Conference.

2010: Spent entire season with Double-A New Britain...season shortened due to forearm strain...**2009:** Began season with Single-A Ft. Myers...selected to the Eastern League All-Star Game...transferred to Double-A New Britain, July 26...pitched in 11 games with the Mesa Solar Sox in the Arizona Fall League, going 0-1, 4.50 (14.0 ip, 7 er)...**2008:** Transferred to Single-A Beloit, July 8...selected to Midwest League All-Star Game.

Year	Team	W-L	ERA	G	GS	CG	SH	SV	IP	H	R	ER	HR	HB	BB	SO	WP	BK	BAA
2007	Elizabethhton	2-3	2.92	18	1	0	0	1	37.0	28	14	12	1	2	12	51	2	0	.209
2008	Beloit	5-3	2.14	31	0	0	0	8	46.1	35	16	11	2	5	17	59	3	0	.208
	Ft. Myers	1-4	6.59	15	4	0	0	1	28.2	34	24	21	4	2	19	19	5	0	.304
2009	Ft. Myers	4-0	1.79	35	0	0	0	6	50.1	39	16	10	2	3	18	46	2	2	.214
	New Britain	2-1	3.38	20	0	0	0	0	18.2	16	9	7	2	2	10	16	3	0	.239
2010	New Britain	1-3	3.00	10	0	0	0	0	18.0	15	8	6	0	1	7	19	1	0	.221
2011	New Britain	4-5	4.52	30	7	0	0	0	63.2	75	33	32	3	4	30	50	11	0	.302
Minor League Totals		19-19	3.39	159	12	0	0	16	262.2	242	120	99	14	19	113	260	27	2	.247

STILLINGS, BRADLEY WILLIAM (BRAD)

PITCHER

HEIGHT: 6-4
WEIGHT: 205
SIGNED BY: Jay Weitzel
HOW OBTAINED: Twins' 7th round pick in the 2009 First-Year Player Draft.

BATS: R
THROWS: R
SCHOOL: Kent State University

BORN: 1/20/88 in Washington Court House, OH
RESIDES: Washington Court House, OH

2006 graduate of Washington Court House High School (OH) where he was a First Team All-Conference selection three consecutive seasons...earned First-Team All-Ohio honors as a senior and also earned two varsity letters in football...played for the Columbus All-Americans of the Great Lakes Summer Collegiate League in 2007 and voted the number one prospect in the league...attended Kent State University.

2010: Spent entire season with Single-A Beloit...second on team in wins and third in innings pitched...**2009:** Began professional career at Rookie-Level Elizabethton...transferred to Single-A Beloit, August 13.

Year	Team	W-L	ERA	G	GS	CG	SH	SV	IP	H	R	ER	HR	HB	BB	SO	WP	BK	BAA
2009	Elizabethhton	0-1	4.19	10	6	0	0	0	38.2	45	24	18	5	1	13	26	2	0	.300
	Beloit	0-0	5.73	7	0	0	0	0	11.0	15	9	7	1	2	4	6	1	0	.306
2010	Beloit	8-4	3.40	22	19	0	0	0	98.0	102	48	37	3	5	40	75	4	0	.269
2011	Ft. Myers	2-3	6.96	14	8	0	0	0	42.2	58	37	33	5	2	22	29	1	0	.331
Minor League Totals		10-8	4.49	53	33	0	0	0	190.1	220	118	95	14	10	79	136	8	0	.292

MINOR LEAGUES

STREICH, TOBIAS JOHN**CATCHER****HEIGHT:** 6-0**BATS:** R**BORN:** 4/5/88 in Johnsonburg, PA**WEIGHT:** 218**THROWS:** R**RESIDES:** Ridgeway, PA**SIGNED BY:** Jay Weitzel**SCHOOL:** West Virginia University**HOW OBTAINED:** Twins' 5th round pick in the 2009 First-Year Player Draft.

2007 graduate of Johnsonburg High School (PA) where he was named Preseason Louisville Slugger, Under Armour and Rawlings All-American in his senior year... four-time East-West Pennsylvania Legion All-Star Team member...attended West Virginia University where he became the second freshman in school history to start as catcher...played for the Athletes in Action of the Alaska Baseball League and selected to the ABL All-Star First Team in 2008.

2011: Played entire season with Single-A Beloit and played in a career-high 71 games...**2010:** Split time between Single-A Beloit, Single-A Ft. Myers and Double-A New Britain...**2009:** Began professional career at Rookie-Level Elizabethton...named Appalachian League Player of the Week, August 24...tied for second in the Appy League in home runs.

Year	Team	AVG	G	AB	R	H	2B	3B	HR	RBI	SH	SF	HB	BB	SO	SB	CS	E	OBP
2009	Elizabethton	.222	50	189	38	42	13	0	10	37	1	2	3	15	37	0	0	2	.287
2010	Beloit	.124	41	121	10	15	4	1	0	4	0	1	2	18	44	1	1	6	.246
	Ft. Myers	.292	7	24	4	7	1	1	0	4	0	1	0	1	7	0	0	0	.308
	New Britain	.143	12	35	1	5	0	0	2	2	0	1	1	15	0	0	0	0	.189
2011	Beloit	.212	71	217	31	46	6	1	4	16	4	1	7	21	42	0	2	4	.301
Minor League Totals		.196	181	586	84	115	24	3	14	63	7	5	13	56	145	1	3	12	.279

STUIJBERGEN, TOM**PITCHER****HEIGHT:** 6-3**BATS:** R**BORN:** 9/26/88 in Breda, Netherlands**WEIGHT:** 256**THROWS:** R**RESIDES:** Haalen, Netherlands**SIGNED BY:** Andy Johnson**SCHOOL:** --**HOW OBTAINED:** Signed as a non-drafted free agent, August 19, 2006.

2011: Began season with Single-A Ft. Myers...transferred to Triple-A Rochester August 26...**2010:** Spent entire season with Single-A Beloit...third on team in strikeouts and fourth in innings pitched...**2009:** Began season at Rookie-Level Elizabethton...led Appalachian League in innings pitched, was second in strikeouts and 10th in ERA...transferred to Single-A Ft. Myers, September 6...**2008:** Disabled for entire season with right shoulder surgery.

Year	Team	W-L	ERA	G	GS	CG	SH	SV	IP	H	R	ER	HR	HB	BB	SO	WP	BK	BAA
2007	GCL Twins	0-0	2.19	7	0	0	0	0	12.1	6	4	3	0	2	3	9	4	0	.140
2008									Injured - Did Not Play										
2009	Elizabethton	5-2	3.28	13	13	1	0	0	79.2	79	35	29	4	1	6	69	3	0	.257
	Ft. Myers	0-0	10.12	1	1	0	0	0	2.2	5	4	3	0	0	1	3	0	0	.385
2010	Beloit	6-4	2.98	19	17	0	0	0	93.2	99	36	31	5	5	23	88	7	0	.273
2011	Ft. Myers	5-9	4.40	23	22	1	0	0	116.2	151	70	57	10	6	19	75	3	2	.319
	Rochester	1-0	1.80	1	1	0	0	0	5.0	4	2	1	1	0	0	5	0	0	.200
Minor League Totals		17-15	3.60	4	54	2	0	0	310.0	344	151	124	20	14	52	249	17	2	.282

SUAREZ, DEINYS**PITCHER****HEIGHT:** 6-1**BATS:** R**BORN:** 3/13/84 in Guanabacoa, Cuba**WEIGHT:** 210**THROWS:** R**RESIDES:** Boca Chica, Dominican Republic**SIGNED BY:** Mike Radcliff**SCHOOL:** --**HOW OBTAINED:** Signed as a non-drafted free agent, May 4, 2011.

Year	Team	W-L	ERA	G	GS	CG	SH	SV	IP	H	R	ER	HR	HB	BB	SO	WP	BK	BAA
2011	New Britain	1-6	5.48	12	12	0	0	0	65.2	70	48	40	7	2	28	35	4	1	.258
	Rochester	0-3	6.48	5	5	0	0	0	25.0	27	18	18	4	1	10	11	4	0	.273
Minor League Totals		1-9	5.76	17	17	0	0	0	90.2	97	66	58	11	3	38	46	4	1	.272

SUBERO, JUNIOR JESUS**PITCHER****HEIGHT:** 6-0**BATS:** R**BORN:** 3/14/92 in Ayacucho, Venezuela**WEIGHT:** 182**THROWS:** R**RESIDES:** Ciudad Bolivar-Edo Bolivar, Venezuela**SIGNED BY:** Jose Leon**SCHOOL:** --**HOW OBTAINED:** Signed as a non-drafted free agent, April 26, 2010.

2010: Began professional career in Dominican Summer League...was tied for second on team in appearances.

Year	Team	W-L	ERA	G	GS	CG	SH	SV	IP	H	R	ER	HR	HB	BB	SO	WP	BK	BAA
2010	DSL Twins	1-4	2.91	21	4	0	0	2	46.1	39	21	15	3	6	14	32	7	0	.228
2011	DSL Twins	3-4	0.77	12	10	0	0	0	46.2	29	8	4	2	3	16	49	5	0	.178
Minor League Totals		4-8	1.84	33	14	0	0	2	93.0	68	29	19	5	9	30	81	12	0	.204

SUMMERS, MATTHEW LAWRENCE (MATT)**PITCHER****HEIGHT:** 6-1**BATS:** L**BORN:** 8/17/89 in Glendale, AZ**WEIGHT:** 205**THROWS:** R**RESIDES:** Cave Creek, AZ**SIGNED BY:** John Leavitt**SCHOOL:** University of California - Irvine**HOW OBTAINED:** Twins' 4th round pick in the 2011 First-Year Player Draft.

Year	Team	W-L	ERA	G	GS	CG	SH	SV	IP	H	R	ER	HR	HB	BB	SO	WP	BK	BAA
2011	Elizabethton	1-1	0.87	20	0	0	0	6	20.2	11	2	2	0	1	5	36	0	0	.153

TARSI, MICHAEL JAMES **PITCHER**

HEIGHT: 6-8 **BATS:** R **BORN:** 8/11/86 in Danbury, CT
WEIGHT: 202 **THROWS:** L **RESIDES:** Danbury, CT
SIGNED BY: Jay Weitzel **SCHOOL:** University of Connecticut
HOW OBTAINED: Twins' 12th round pick in the 2007 First-Year Player Draft.

2004 graduate of Danbury (CT) High School...attended the University of Connecticut where he led team with 64 strikeouts his junior year.

2011: Began season with Double-A New Britain...transferred to Triple-A Rochester June 3...transferred back to New Britain June 12...**2010:** Spent entire season with Single-A Ft. Myers...finished the season third on team in innings pitched and fourth in strikeouts...**2009:** Began season with Single-A Beloit...disabled with left forearm strain, April 9-May 20...named Midwest League Player of the Week, June 15...went 3-0, 1-20 (30.0 ip, 4 er) with 29 strikeouts and four walks in six games to be named Twins' Minor League Pitcher of the Month for June...transferred to Single-A Ft. Myers, July 8...**2008:** Went 2-0 with eight hits, one run and 15 strikeouts in 12.0 innings to earn Twins' Minor League Player of the Week, May 30-June 6.

Year	Team	W-L	ERA	G	GS	CG	SH	SV	IP	H	R	ER	HR	HB	BB	SO	WP	BK	BAA
2007	Elizabethton	5-2	2.22	11	11	0	0	0	52.2	49	21	13	0	1	13	59	2	0	.238
2008	Beloit	6-11	5.13	34	20	3	0	1	131.2	168	89	75	12	8	34	119	8	1	.314
2009	Beloit	4-1	1.84	11	5	0	0	0	44.0	41	10	9	1	1	15	41	5	0	.255
	Ft. Myers	3-4	4.14	12	11	0	0	0	67.1	77	41	31	4	2	21	57	6	1	.281
2010	Ft. Myers	5-10	5.02	24	18	0	0	0	98.2	110	70	55	6	6	36	70	7	0	.279
2011	New Britain	3-0	4.22	26	0	0	0	1	32.0	37	24	15	1	1	19	26	4	1	.282
	Rochester	0-0	0.00	2	0	0	0	0	3.0	0	0	0	0	0	3	0	0	0	.000
Minor League Totals		26-28	4.15	120	65	3	0	1	429.1	482	255	198	24	19	141	366	32	3	.282

THIELBAR, CALEB J **PITCHER**

HEIGHT: 6-0 **BATS:** R **BORN:** 1/31/87 in Northfield, MN
WEIGHT: 207 **THROWS:** L **RESIDES:** Randolph, MN
ORIGINALLY SIGNED BY: Brewers' 18th round pick in the 2009 First-Year Player Draft. **SCHOOL:** South Dakota State University
HOW OBTAINED: Signed as minor league free agent, August 18, 2011.

2010: Transferred to Helena, August 3...released by Milwaukee's organization, December 13.

Year	Team	W-L	ERA	G	GS	CG	SH	SV	IP	H	R	ER	HR	HB	BB	SO	WP	BK	BAA
2009	AZL Brewers	6-1	1.59	14	2	0	0	0	45.1	44	16	8	1	0	7	46	3	0	.246
	Helena	0-0	0.00	2	0	0	0	0	1.2	0	0	0	0	0	1	2	0	0	.000
2010	Wisconsin	0-2	5.60	30	0	0	0	3	53.0	65	41	33	6	0	14	43	0	0	.294
	Helena	0-0	3.68	9	0	0	0	0	14.2	16	7	6	2	0	0	9	1	0	.286
2011	Ft. Myers	1-0	0.00	3	1	0	0	0	7.1	1	0	0	0	0	5	5	1	0	.042
Minor League Totals		7-3	3.47	58	3	0	0	3	122.0	126	64	47	9	0	27	105	5	0	.262

THOMPSON, AARON **PITCHER**

See Pages 146-147

THOMPSON, BRADLEY JOSEPH (BRAD) **PITCHER**

HEIGHT: 6-1 **BATS:** R **BORN:** 1/31/82 in Las Vegas, NV
WEIGHT: 190 **THROWS:** R **RESIDES:** O'Fallon, IL
ORIGINALLY SIGNED BY: Cardinals' 16th round pick in the 2002 First-Year Player Draft **SCHOOL:** Dixie State College
HOW OBTAINED: Signed as free agent, 1/10/12

2000 graduate of Cimarron Memorial High School in Las Vegas...received associate of science degree from Dixie State College in St. George, Utah...played in the Junior College World Series and was named to the JC World Series All-Tournament team...had his #17 jersey retired by Dixie State along with fellow alum Brandon Lyon, October 30, 2009.

2011: Missed the season recovering from "Tommy John" surgery on his right elbow, performed on August 17, 2010...**2009:** Placed on suspended list, September 3-5...signed by Kansas City as a minor league free agent, November 20...**2008:** Placed on the 15-day disabled list with a sore right elbow, April 28-June 19...**2005:** Earned his first Major League save in his big league debut, May 8 vs. San Diego...earned his first Major League win, July 15 vs. Houston...named Cardinals Rookie of the Year...**2004:** Began the season with a 49.0-inning scoreless streak...had 57.2-inning scoreless streak, dating back to the 2003 season, just 1.1 innings shy of Irving "Kaiser" Wilhelm's minor league record of 59.0 for Birmingham in 1907...named TOPPS Southern League Player of the Month for May, going 4-1 with a 2.32 ERA...selected to play in the XM All-Star Future's Game but did not play due to injury...made four appearances (three starts) with Mesa in the Arizona Fall League, going 0-0, 4.50 ERA...**2003:** Ranked second among all Midwest League relievers in WHIP.

Year	Team	W-L	ERA	G	GS	CG	SH	SV	IP	H	R	ER	HR	HB	BB	SO	WP	BK	BAA
2003	Peoria	5-3	2.91	30	4	0	0	0	65.0	70	23	21	2	6	10	43	4	2	.273
	Palm Beach	1-0	0.00	2	1	0	0	0	6.0	3	0	0	0	0	0	4	0	0	.158
2004	Tennessee	8-2	2.36	13	12	2	2	0	72.1	56	19	19	6	9	11	57	1	0	.218
	Memphis	1-0	5.52	3	3	0	0	0	14.2	20	10	9	3	0	3	10	0	0	.333
2005	Memphis	2-1	3.29	9	0	0	0	0	13.2	12	5	5	1	1	7	11	0	1	.240
	ST. LOUIS	4-0	2.95	40	0	0	0	0	55.0	46	22	18	5	4	15	29	0	0	.228
2006	ST. LOUIS	1-2	3.94	43	1	0	0	0	56.2	58	23	21	4	5	20	32	1	0	.267
	Memphis	2-0	2.11	14	5	0	0	0	42.2	36	12	10	3	2	6	33	0	0	.235
2007	ST. LOUIS	8-6	4.73	44	17	0	0	0	129.1	157	76	68	23	13	40	53	4	0	.301
	Memphis	0-0	4.32	2	1	0	0	0	8.1	8	4	4	3	0	1	2	0	0	.242
2008	ST. LOUIS	6-3	5.15	26	6	0	0	0	64.2	72	38	37	5	3	19	32	2	0	.293
	Memphis	1-1	7.82	3	3	0	0	0	12.2	22	13	11	4	0	2	4	0	0	.367
2009	ST. LOUIS	2-6	4.84	32	8	0	0	0	80.0	85	45	43	8	7	23	34	5	0	.273
	Memphis	2-0	3.45	3	3	0	0	0	15.2	13	6	6	1	0	1	9	0	0	.228
2010	Omaha	0-1	5.40	3	3	0	0	0	11.2	16	8	7	1	1	1	3	0	0	.320
	Round Rock	1-1	8.87	15	0	0	0	0	23.1	41	27	23	3	0	4	12	2	0	.369
	KANSAS CITY	0-4	6.41	16	0	0	0	0	19.2	25	16	14	4	1	4	10	2	0	.305
2011									Injured - Did not play										
Minor League Totals		23-9	3.62	97	35	2	2	0	286.0	297	127	115	26	19	46	188	7	3	.264
Major League Totals		21-21	4.46	201	32	0	0	0	405.1	443	220	201	49	33	121	190	14	1	.280

MINOR LEAGUES

THOMPSON, DARYL**PITCHER**

See Pages 148-149

TOMSHAW, MATTHEW JOHN**PITCHER**

HEIGHT: 6-1

WEIGHT: 200

SIGNED BY: Billy Corrigan

HOW OBTAINED: Twins' 42nd round pick in the 2011 First-Year Player Draft.

BATS: L

THROWS: L

SCHOOL: Jacksonville University

BORN: 12/17/88 in Kingston, NY

RESIDES: Jacksonville, FL

Year	Team	W-L	ERA	G	GS	CG	SH	SV	IP	H	R	ER	HR	HB	BB	SO	WP	BK	BAA
2011	GCL Twins	3-0	2.16	11	0	0	0	1	16.2	14	7	4	1	0	2	17	0	0	.209
2011	Ft. Myers	0-0	2.13	7	4	0	0	0	25.1	24	7	6	1	2	4	10	1	0	.255
Minor League Totals		3-0	2.14	18	4	0	0	1	42.0	38	14	10	2	2	6	27	1	0	.236

TONKIN, MICHAEL HARVEY**PITCHER**

HEIGHT: 6-7

WEIGHT: 209

SIGNED BY: Dan Cox

HOW OBTAINED: Twins' 30th round pick in the 2008 First-Year Player Draft.

BATS: R

THROWS: R

SCHOOL: Palmdale (CA) High School

BORN: 11/19/89 in Glendale, CA

RESIDES: Palmdale, CA

Brother-in-law of Major League outfielder Jason Kubel.

2010: Split time between Rookie-Level Elizabethton and Single-A Beloit... 2009: Spent entire season with Rookie-Level Gulf Coast League Twins... went 1-0, 0.00 (7.0 ip) allowing two hits and striking out 15 in one start to be named the Twins' Minor League Pitcher of the Week, July 17... finished second in the GCL in strikeouts.

Year	Team	W-L	ERA	G	GS	CG	SH	SV	IP	H	R	ER	HR	HB	BB	SO	WP	BK	BAA
2008	GCL Twins	0-1	3.27	6	1	0	0	0	11.0	10	4	4	0	1	3	8	0	0	.244
2009	GCL Twins	3-4	3.62	11	9	0	0	0	54.2	55	30	22	2	4	9	60	5	0	.258
2010	Elizabethton	1-0	1.08	10	0	0	0	1	25.0	18	6	3	1	4	4	26	1	0	.196
	Beloit	3-6	4.29	13	12	0	0	0	65.0	76	43	31	7	8	18	40	7	0	.287
2011	Beloit	4-3	3.87	48	3	0	5	2	76.2	82	41	33	3	8	24	69	6	0	.271
Minor League Totals		11-14	3.60	88	25	0	5	3	232.1	241	124	93	13	25	58	203	19	0	.264

TOOTLE, BENJAMIN ALAN (BEN)**PITCHER**

HEIGHT: 6-2

WEIGHT: 185

SIGNED BY: Jack Powell

HOW OBTAINED: Twins' 3rd round pick in the 2009 First-Year Player Draft.

BATS: R

THROWS: R

SCHOOL: Jacksonville State University (AL)

BORN: 1/9/88 in Raleigh, NC

RESIDES: Nashville, TN

2006 graduate of Oxford High School (AL) where he helped win the 2006 Calhoun County Championship... attended Jacksonville State University (AL) where he was named to the Ohio Valley Conference All-Freshman team... three time OVC Pitcher of the Week... named to the 2008 All-OVC First Team as a sophomore... named 2009 Second-Team Louisville Slugger Preseason All-American and First-Team NCBWA Preseason All-American... named the fourth-best prospect in the Cape Cod League in 2009 by *Baseball America* and ranked the 13th-best prospect in the country by ESPN/Scouts Inc. Keith Law.

2010: Spent entire season with Single-A Beloit... placed on disabled list, May 25 with season ending rotator cuff injury.

Year	Team	W-L	ERA	G	GS	CG	SH	SV	IP	H	R	ER	HR	HB	BB	SO	WP	BK	BAA
2009	Elizabethton	0-0	0.00	6	0	0	0	2	6.1	4	0	0	0	0	2	1	0	0	.190
2010	Beloit	0-1	7.64	13	0	0	0	0	17.2	22	17	15	1	2	12	14	6	0	.286
2011	Beloit	1-1	7.71	26	0	0	0	0	30.1	30	30	26	2	1	28	21	8	0	.250
Minor League Totals		1-2	6.79	45	0	0	0	2	54.1	56	47	41	3	3	42	36	14	0	.257

TORRES, JULIO ANGEL (JAY)**SECOND BASEMAN**

HEIGHT: 5-11

WEIGHT: 170

SIGNED BY: Hector Otero

HOW OBTAINED: Twins' 45th round pick in the 2011 First-Year Player Draft.

BATS: S

THROWS: R

SCHOOL: Puerto Rico Baseball Academy

BORN: 10/29/93 in Cidra, Puerto Rico

RESIDES: Cidra, Puerto Rico

Year	Team	AVG	G	AB	R	H	2B	3B	HR	RBI	SH	SF	HB	BB	SO	SB	CS	E	OBP
2011	GCL Twins	.214	31	84	8	18	0	0	0	4	2	0	3	7	17	1	2	4	.298

TOWLES, JUSTIN ROBERTS (J.R.)**CATCHER**

See Pages 152-153

TURPEN, DANIEL DEAN**PITCHER**

HEIGHT: 6-4

WEIGHT: 245

ORIGINALLY SIGNED BY: Giants' 8th round pick in 2007 First-Year Player Draft

HOW OBTAINED: Trade with Colorado in exchange for right-handed pitcher Kevin Stowey, December 8, 2011.

BATS: R

THROWS: R

SCHOOL: Oregon State University

BORN: 8/17/86 in McMinnville, OR

RESIDES: Corvallis, OR

Year	Team	W-L	ERA	G	GS	CG	SH	SV	IP	H	R	ER	HR	HB	BB	SO	WP	BK	BAA
2007	AZL Giants	0-0	0.00	4	0	0	0	1	9.1	10	1	0	0	0	0	5	1	0	.286
	Salem-Keizer	0-0	1.86	10	0	0	0	0	19.1	15	6	4	1	2	7	18	3	0	.217
2008	Augusta	5-4	3.45	40	0	0	0	5	62.2	67	26	24	2	3	13	48	9	0	.266
	San Jose	0-0	4.91	6	0	0	0	0	11.0	11	7	6	0	1	6	11	0	0	.262
2009	San Jose	4-2	1.24	46	0	0	0	7	65.1	56	15	9	1	4	22	55	3	0	.234
	Fresno	0-0	0.00	1	0	0	0	0	2.1	1	2	0	0	0	2	1	0	0	.143
2010	Richmond	5-5	4.09	37	0	0	0	1	50.2	55	24	23	4	1	19	42	2	0	.278
	Portland	2-1	4.91	12	0	0	0	3	18.1	18	11	10	0	2	9	18	1	0	.261
2011	Tulsa	2-4	4.83	48	1	0	0	11	59.2	63	34	32	5	2	35	33	6	0	.284
Minor League Totals		0-2	2.69	23	0	0	0	0	28.0	16	12	9	2	7	25	19	5	0	.168

Year	Team	W-L	ERA	G	GS	CG	SH	SV	IP	H	R	ER	HR	HB	BB	SO	WP	BK	BAA
2009	GCL Twins	0-0	0.00	6	0	0	0	4	9.1	1	1	0	0	0	3	10	0	1	.034
	Elizabethhton	2-0	2.70	10	0	0	1		13.1	9	4	4	0	0	12	12	1	0	.196
	Ft. Myers	0-2	14.85	5	0	0	0	0	6.2	10	12	11	0	0	10	6	1	0	.370
2010	Beloit	2-1	2.31	30	0	0	0	2	46.2	31	13	12	2	7	30	55	8	0	.193
	Ft. Myers	4-2	3.19	17	0	0	0	6	31.0	26	11	11	2	2	12	29	2	0	.228
	New Britain	0-0	12.27	2	0	0	0	0	3.2	4	5	5	0	0	2	5	0	0	.267
2011	Ft. Myers	2-2	4.60	25	0	0	0	8	31.1	32	16	16	1	1	14	25	1	0	.271
	New Britain	1-2	7.86	23	0	0	0	2	34.1	42	34	30	3	4	19	28	1	2	.294
Minor League Totals		11-9	4.54	118	0	0	0	23	176.1	155	96	89	8	14	102	170	14	3	.237

WELLER, BLAYNE LOUIS EARL

PITCHER

HEIGHT: 6-5
WEIGHT: 210
SIGNED BY: Hector Otero
HOW OBTAINED: Twins' 14th round pick in the 2008 First-Year Player Draft.

BATS: R
THROWS: R
SCHOOL: Key West (FL) High School

BORN: 1/30/90 in Santa Barbara, CA
RESIDES: Key West, FL

2010: Spent entire season with Rookie-Level Elizabethhton...led team in games started and finished second in innings pitched...2009: Spent entire season with Rookie-Level Gulf Coast League Twins...finished 10th in GCL in ERA...tied for team lead in starts and second in innings and wins.

Year	Team	W-L	ERA	G	GS	CG	SH	SV	IP	H	R	ER	HR	HB	BB	SO	WP	BK	BAA
2008	GCL Twins	0-0	0.00	1	0	0	0	0	1.0	2	0	0	0	0	1	0	0	0	.500
2009	GCL Twins	5-1	1.58	11	10	0	0	0	57.0	46	12	10	1	4	8	49	4	0	.216
2010	Elizabethhton	3-6	4.57	13	13	0	0	0	65.0	82	41	33	4	7	16	55	4	0	.307
2011	Beloit	6-6	3.99	40	6	0	0	0	85.2	91	46	38	5	4	38	73	6	1	.280
Minor League Totals		14-13	3.49	65	29	0	0	0	208.2	221	99	81	10	15	62	178	14	1	.273

WHEELER, JASON MACDONALD

PITCHER

HEIGHT: 6-6
WEIGHT: 250
SIGNED BY: Mike Eaglin
HOW OBTAINED: Twins' 8th round pick in the 2011 First-Year Player Draft.

BATS: L
THROWS: L
SCHOOL: Loyola Marymount University

BORN: 10/27/90 in Torrance, CA
RESIDES: Torrance, CA

Year	Team	W-L	ERA	G	GS	CG	SH	SV	IP	H	R	ER	HR	HB	BB	SO	WP	BK	BAA
2012: Will be his first season in professional baseball.																			

WICKENS, STEPHEN KEITH

SHORTSTOP

HEIGHT: 5-10
WEIGHT: 175
SIGNED BY: Billy Corrigan
HOW OBTAINED: Twins' 33rd round pick in the 2011 First-Year Player Draft.

BATS: R
THROWS: R
SCHOOL: Florida Gulf Coast University

BORN: 3/5/89 in Scarborough, Ontario, Canada
RESIDES: Whitby, Ontario, Canada

Year	Team	AVG	G	AB	R	H	2B	3B	HR	RBI	SH	SF	HB	BB	SO	SB	CS	E	OBP
2011	GCL Twins	.245	36	106	13	26	8	1	0	10	3	0	4	17	15	1	4	4	.370

WILLIAMS, COREY ROBERT

PITCHER

HEIGHT: 5-10
WEIGHT: 175
SIGNED BY: Billy Corrigan
HOW OBTAINED: Twins' 3rd round pick in the 2011 First-Year Player Draft.

BATS: L
THROWS: L
SCHOOL: Vanderbilt University

BORN: 7/4/90 in Walnut Creek, CA
RESIDES: Huntsville, AL

Year	Team	W-L	ERA	G	GS	CG	SH	SV	IP	H	R	ER	HR	HB	BB	SO	WP	BK	BAA
2011	Elizabethhton	1-1	3.86	7	0	0	0	1	11.2	12	6	5	0	1	5	11	2	0	.261

WILLIAMS, JADAMION MARQUEZ (J.D.)

SHORTSTOP

HEIGHT: 6-1
WEIGHT: 180
SIGNED BY: Billy Corrigan
HOW OBTAINED: Twins' 10th round pick in the 2010 First-Year Player Draft.

BATS: S
THROWS: L
SCHOOL: Brooks Debartolo Collegiate (FL) High School

BORN: 11/20/90 in Laurens, SC
RESIDES: Odessa, FL

2012: Rated as being the Fastest Baserunner in the Twins' system by *Baseball America*...named to minorleaguebaseball.com's 2011 Twins organizational All-Star team.

Year	Team	AVG	G	AB	R	H	2B	3B	HR	RBI	SH	SF	HB	BB	SO	SB	CS	E	OBP
2010	GCL Twins	.214	37	112	8	24	4	1	1	9	2	0	0	10	43	5	1	1	.279
2011	Elizabethhton	.324	50	185	30	60	12	1	4	24	0	1	1	25	58	10	5	2	.406
Minor League Totals		.283	87	297	38	84	16	2	5	33	2	1	1	35	101	115	6	2	.359

WILLIAMS, REGINALD EUGENE (REGGIE)

SECOND BASEMAN

HEIGHT: 6-2
WEIGHT: 184
SIGNED BY: Dan Cox
HOW OBTAINED: Twins' 4th round pick in the 2007 First-Year Player Draft.

BATS: L
THROWS: R
SCHOOL: Bellflower (CA) High School

BORN: 11/5/88 in Beverly Hills, CA
RESIDES: Bellflower, CA

2009: Began season with Rookie-Level Elizabethhton...transferred to Single-A Beloit, September 5.

Year	Team	AVG	G	AB	R	H	2B	3B	HR	RBI	SH	SF	HB	BB	SO	SB	CS	E	OBP
2008	GCL Twins	.286	23	84	12	24	7	3	0	13	1	1	1	9	10	1	1	10	.358
2009	Elizabethhton	.250	43	156	27	39	8	2	7	25	2	0	2	13	30	0	1	10	.316
	Beloit	.600	3	10	2	6	2	0	0	2	0	0	0	2	0	1	0	0	.667
2010	Beloit	.236	106	360	39	85	19	4	6	53	9	3	4	31	76	7	14	24	.302
2011	Beloit	.316	23	76	14	24	4	0	2	9	1	1	1	7	10	0	1	2	.376
2011	Ft. Myers	.234	58	197	21	46	7	1	3	23	3	3	0	18	35	2	2	9	.294
Minor League Totals		.254	256	883	115	224	47	10	18	125	16	8	8	80	163	10	20	55	.319

WIMMERS, ALEXANDER MICHAEL (ALEX) PITCHER

HEIGHT: 6-2 BATS: L BORN: 11/1/88 in Cincinnati, OH
 WEIGHT: 205 THROWS: R RESIDES: Cincinnati, OH
 SIGNED BY: Jay Weitzel SCHOOL: Ohio State University
 HOW OBTAINED: Twins' 1st round pick in the 2010 First-Year Player Draft.

2011: Florida State League Player of the Week August 29-September 5...2010: Began professional career with Single-A Ft. Myers...named Florida State League Pitcher of the Week, August 30...ranked seventh-best prospect in the Twins organization by *Baseball America*.

Year	Team	W-L	ERA	G	GS	CG	SH	SV	IP	H	R	ER	HR	HB	BB	SO	WP	BK	BAA
2010	Ft. Myers	2-0	0.57	4	4	0	0	0	15.2	6	1	1	0	0	5	23	0	0	.113
2011	GCL Twins	0-0	0.00	1	0	0	0	0	1.0	0	0	0	0	0	1	1	0	0	.000
	Ft. Myers	2-3	4.20	12	4	1	1	1	40.2	28	22	19	5	2	22	39	7	0	.189
Minor League Totals		4-3	3.14	17	8	1	1	1	57.1	34	23	20	5	2	28	63	7	0	.167

WISE, BRENDAN PITCHER

See Page 164

YNFANTE, GABRIEL ANTONIO INFILDER

HEIGHT: 5-11 BATS: S BORN: 11/15/94 in Maracay, Venezuela
 WEIGHT: 158 THROWS: R RESIDES: Maracay, Venezuela
 SIGNED BY: Jose Leon SCHOOL: --
 HOW OBTAINED: Signed as non-drafted free agent, December 16, 2011.

Year	Team	AVG	G	AB	R	H	2B	3B	HR	RBI	SH	SF	HB	BB	SO	SB	CS	E	OBP
2012: Will be his first season in professional baseball.																			

YNOJOSO, JONATAN SHORTSTOP

HEIGHT: 5-11 BATS: S BORN: 10/18/90 in Las Matas, Dominican Republic
 WEIGHT: 150 THROWS: R RESIDES: Monte Plata, Dominican Republic
 SIGNED BY: Fred Guerrero SCHOOL: --
 HOW OBTAINED: Signed as a non-drafted free agent, July 2, 2009.

Year	Team	AVG	G	AB	R	H	2B	3B	HR	RBI	SH	SF	HB	BB	SO	SB	CS	E	OBP
2010	DSL Twins	.147	33	95	11	14	2	0	0	3	1	1	2	15	27	5	2	12	.274
2011	DSL Twins	.186	44	118	23	22	2	1	0	14	6	2	2	26	30	5	6	8	.338
Minor League Totals		.169	77	213	34	36	4	1	0	17	7	3	4	41	57	10	8	20	.310

YOUNIS, JACOB JOHN SHORTSTOP

HEIGHT: 5-9 BATS: R BORN: 7/10/93 in Sydney, Australia
 WEIGHT: 190 THROWS: R RESIDES: Wentworthville, Australia
 SIGNED BY: Howard Guerrero SCHOOL: --
 HOW OBTAINED: Signed as a non-drafted free agent, May 29, 2010.

Year	Team	AVG	G	AB	R	H	2B	3B	HR	RBI	SH	SF	HB	BB	SO	SB	CS	E	OBP
2010	ASL Twins	Played in Australian Summer League																	
2011	GCL Twins	.219	34	105	15	23	2	0	0	9	2	2	2	11	26	7	3	8	.300

ZARZUELA, EZEQUIEL PITCHER

HEIGHT: 6-1 BATS: R BORN: 11/18/90 in Las Matas, Dominican Republic
 WEIGHT: 170 THROWS: R RESIDES: Las Matas, Dominican Republic
 SIGNED BY: Fred Guerrero SCHOOL: --
 HOW OBTAINED: Signed as a non-drafted free agent, March 2, 2010.

2010: Began his professional career in the Dominican Summer League, leading the team in wins.

Year	Team	W-L	ERA	G	GS	CG	SH	SV	IP	H	R	ER	HR	HB	BB	SO	WP	BK	BAA
2010	DSL Twins	7-3	2.68	12	11	0	0	0	53.2	50	23	16	0	6	20	36	2	0	.250
2011	DSL Twins	3-2	2.60	19	0	0	0	3	34.2	30	16	10	1	1	19	40	1	0	.227
Minor League Totals		10-5	2.65	31	11	0	0	3	87.4	80	39	26	1	7	39	76	3	0	.241

ZOQUEL, REYSON ANDRES PITCHER

HEIGHT: 5-11 BATS: L BORN: 11/5/93 in Santo Domingo, Dominican Republic
 WEIGHT: 175 THROWS: L RESIDES: Pantoja, Santo Domingo, Dominican Republic
 SIGNED BY: Fred Guerrero SCHOOL: --
 HOW OBTAINED: Signed as a non-drafted free agent, July 2, 2010.

Year	Team	W-L	ERA	G	GS	CG	SH	SV	IP	H	R	ER	HR	HB	BB	SO	WP	BK	BAA
2011	DSL Twins	1-0	5.00	8	3	0	0	0	18.0	16	12	10	2	4	15	11	5	0	.235

LET'S PLAY BALL!

Extra innings, rain delays and even the occasional hail storm. Treasure Island Resort & Casino is proud to welcome you back to another season of outdoor baseball. So grab your sunscreen and your emergency rain poncho too, because this is Twins Territory and it's not for the fair-weather fan.

Rain or shine, we're here to cheer on the Minnesota Twins. Visit the Treasure Island booth near Gate 6 at Target Field® for your chance to win season tickets and other great prizes all season long.



TICASINO.COM

Treasure Island Resort & Casino, proud partner and sponsor of the Minnesota Twins and the Twins Radio Network.

MISCELLANEOUS



MINNESOTA TWINS IN THE COMMUNITY

The players, coaches, former players and employees of the Minnesota Twins support nonprofit organizations throughout the Upper Midwest and Southwest Florida. Through in-kind and cash donations, player appearances, and promotional support, the Twins help raise needed funds for charity.



EXPECT MORE.
PAY LESS.®



MINNESOTA TWINS COMMUNITY SUPPORT

- **Twins Players** » Raise funds for charities with events like TwinsFest, Justin and Krista Morneau's Casino Night, Denard Span's bowling event, as well as hospital and school visits and community events.
- **Former Players** » Kent Hrbek, Rod Carew, Tony Oliva, Bert Blyleven and others raise funds for charities through their events and appearances.
- **Educational Programs** » Programs such as Perfect Attendance - Perfect Game, Father of the Year Essay Contest, and partnerships with Athletes Committed to Educating Students (ACES) and Project Success.
- **Home Game to End Homelessness** » Fundraisers for local shelters and partnerships with People Serving People, Common Bond, Heading Home MN, Salvation Army Harbor Light and Mary's Place.
- **Youth Recreation/Healthy Living** » Programs such as the Hennepin County Step-to-it Challenge, Boys and Girls Clubs of the Twin Cities and Courage Center and the "Rolling Twins".
- **In-Kind Giving** » More than 3,500 auctions and fundraisers donated to in 2011 (autographs, game experience, etc).



For more information about the Twins Community Fund or a program, please visit www.twinsbaseball.com/community or call 800-33-TWINS.

MINNESOTA TWINS IN THE COMMUNITY

2012 TWINS COMMUNITY FUND PROGRAMS

The Minnesota Twins Community Fund was chartered as an independent public charity in 1991 to lead the team's community work. The Fund's mission is:

"To enrich local and regional communities by providing resources for the healthy development of children and families through an association with baseball, softball and the Minnesota Twins."

The work of the Twins Community Fund is made possible by the generous support of the Minnesota Twins Baseball Club, our corporate partners Target, US Bank, Best Buy, Treasure Island Resort and Casino, Delta Airlines, Twins players and especially Twins fans.

Recreation Programs

- Fields for Kids grants renovate or construct youth baseball and softball fields.
- Twins Youth Clinics provide free youth baseball and softball instruction.
- Play Ball! Minnesota is a collaboration of youth baseball and softball organizers working together to promote and improve baseball and softball (www.playballmn.com).
- Reviving Baseball in Inner Cities (R.B.I.) organize summeryouth baseball and softball programs in Minneapolis and St. Paul.
- R.B.I. Academy provides baseball and softball skills training for R.B.I. participants.
- R.B.I. Regional Tournament gives three Twins R.B.I. teams the opportunity to participate in the R.B.I. Midwest Regional Tournament.
- Tournament Grants assist regional and national youth baseball and softball tournaments.
- Summer Baseball/Softball Camp Scholarships provide economically disadvantaged youth the opportunity to attend summer baseball/softball advanced instructional camps.
- Competitive Youth Baseball and Softball Grants assist teams that compete in American Legion, Babe Ruth and Mickey Mantle programs.
- Youth Coaching Grants provide funds to pay college or high school students to coach or administer youth teams.

Education Programs

- Diamonds & Dreams Scholarship Program provides \$2,000 in financial assistance to high school seniors in their pursuit of post-secondary education.

Recognition Program

- Carl R. Pohlad Award recognizes the outstanding community involvement and on-field performance of a current Twins player or coach each season.
- Kirby Puckett Award recognizes a Twins alumni player or coach who best exemplifies Kirby's legacy of community service and involvement.

Ticket Donation Program

- TwinsCare donates Twins home game tickets to economically disadvantaged families and youth.

Major Fundraising Events/Initiatives

- TwinsFest (January 27-29, 2012)
- Twins Welcome Home Luncheon (April 11, 2012)
- Broadcast Auction (July 23-24)
- Twins Community Fund In-Stadium Auctions
- Twins Community Fund "Split the Pot" Raffle (Sat. Home Games)

Twins

COMMUNITY FUND

The Heart of Twins Territory



The Minnesota Twins Community Fund is governed by a board of directors comprised of a majority of members from the Upper Midwest. 2012 board members are:

Community Members

Duane Arens - Connexus Energy
Paul Asao - Red Ball Marketing
Kris Compton - Alerus Financial
Sharon Euerle - Minnesota Interscholastic Athletic Administrators Association
David Goldstein - Littler Mendelson
Annamarie Hill-Kleinhans - Indian Affairs Council
Robert Jasper - Dorsey and Whitney

Jay Kim - Dorsey and Whitney
Tink Larson - Minnesota State High School Coaches Association
Tom Larson - Toro Company
Lynn Littlejohn - Mortenson Construction
Kevin Merkle - Minnesota State High School League, Chair
Duane Reed - Cargill, retired
Carol Rodgers - Carol Rodgers and Associates, Inc.

Institutional Members

Dave St. Peter - Minnesota Twins
Mark Shindele - Target Corporation
Krista Morneau - Minnesota Twins Wives Organization

Terry Steinbach - Former Minnesota Twins Player
Richard Hartnack - US Bank

TWINS' RETIRED NUMBERS



HARMON KILLEBREW

3

One of the greatest home run hitters of all time, Harmon Killebrew will forever be remembered by Twins fans as the 'Killer' for his prolific clouts. A member of the Twins from their inaugural Minnesota season in 1961, Killebrew hit 573 career home runs, 475 of them in his 14 seasons with the Twins, and ranks 11th on the all-time home run list and third (behind Babe Ruth and Alex Rodriguez) in American League history. He hit over 40 home runs on eight occasions and 30-or-more 10 times while driving in 100-plus runs nine times.

Killebrew was the American League's Most Valuable Player in 1969 when he hit 49 home runs with an amazing 140 rbi and 145 walks, all team records that still stand. He was elected to the Baseball Hall of Fame in 1984, the first Twin to receive that honor. He had his number 3 formally retired May 4, 1975, was selected to the Twins' 25th Anniversary Team in 1986 and 40th Season Anniversary

All-Time Team in 2000. He was inducted into the Twins Hall of Fame on August 12, 2000 and named one of the "50 Greatest Twins" in 2010. Killebrew passed away on May 17, 2011.



ROD CAREW

29

No Twins fan will ever forget the graceful power of Rod Carew's hitting stroke. Nor will any baseball enthusiast ever forget the summer of 1977, when Carew made his determined run at the untouchable .400 mark, because, just as Killebrew embodied the power of the game, Carew represented its finesse. He was a career .328 hitter over his 19 major league seasons and was the winner of seven American League batting titles, all during his twelve years with Minnesota. Carew hit .300 or better 15 consecutive seasons and finished his career with 3,053 hits, which places him 23rd among the all-time hit leaders and makes him one of only 28 players to collect 3,000 or more career hits.

Carew, who won the American League Most Valuable Player award in 1977, was elected to the Baseball Hall of Fame on the first ballot in 1991. He had his number 29 retired July 19, 1987, and was selected to the Twins' 25th Anniversary Team in 1986, and the 40th Season Anniversary All-Time

Team in 2000. He was inducted into the Twins Hall of Fame on August 12, 2000 and was named one of the "50 Greatest Twins in 2010.




TONY OLIVA

6

Pedro 'Tony' Oliva Jr., or 'Tony-O' to those who followed his 24-year career as a Twins' player and coach, was a man who seemed to excel in all aspects of the game. He could hit for power and average, run, field and throw, and his versatility made him one of the most feared hitters of his day.

Tony-O collected 1,917 hits and retired with a .304 career average. He is the only player to win batting titles in his first two seasons and was the winner of three in his 15-year career, which still stands as the club's longevity mark. His prowess as a hitter was demonstrated in the fact that he led the league in hits five times, and his 220 career home runs rank third all-time among Twins. If not for knee problems which cut his career short, Oliva would have been a certain choice for the National Baseball Hall of Fame.

Oliva, the 1964 American League Rookie of the Year, began his coaching career in 1976. He now works as a hitting instructor in the Twins' minor league system and scouts for the club. He had his number 6 retired July 14, 1991, and was selected to the Twins' 25th Anniversary Team in 1986 and the 40th Season Anniversary All-Time Team in 2000. He was inducted into the Twins Hall of Fame on August 12, 2000, and was named one of the "50 Greatest Twins" in 2010.



KENT HRBEK

14

Kent Hrbek grew up in the shadows of Metropolitan Stadium in Bloomington and was destined to become a Minnesota Twin. The big kid had more fun than most and treated Twins fans to much excitement from the day he donned a Twins uniform. From the time he homered in the 12th inning at Yankee Stadium to give the Twins a win on August 24, 1981, until the last game of his career, August 10, 1994, when he came up with the bases loaded three times against Boston as the fans were on their feet every at-bat.

Hrbek, who was runner-up to Cal Ripken for American League Rookie of the Year in 1982, made his only All-Star appearance that season. He was most appreciated by his teammates and Twins' fans for his upper-deck power and agility and for being one of the best ever to play first base. He is among club leaders in nearly every offensive category, but may be best remembered for his Game

Six grand slam in the 1987 World Series, or for his tag of Atlanta's Ron Gant in Game Two of the 1991 World Series. He had his number 14 formally retired August 13, 1995 and was selected to the Twins' 40th Season Anniversary All-Time Team in 2000. He was inducted into the Twins Hall of Fame on August 12, 2000, was selected to the All-Metrodome team in 2009 and named one of the "50 Greatest Twins" in 2010.

TWINS' RETIRED NUMBERS



KIRBY PUCKETT

34

Considered by most to be the greatest Twin, 'Puck' was baseball's jewel for 12 incredible seasons. He was a hero from day one; when he became the ninth player in history to collect four hits in his first game, May 8, 1984 at California. The dramatic entrance proved to be just the first of many heroic performances leading up to his shining moment on October 26, 1991, during Game Six of the World Series versus Atlanta. He went 3-for-4, robbed Ron Gant of an extra-base hit and became the ninth player to end a World Series with a home run on the final pitch, off Charlie Leibrandt, in the 11th inning to force a seventh game.

The 10-time All-Star, 6-time Gold Glove Award winner and 5-time Silver Slugger Award winner had his career cut short when he awoke with blurred vision caused by glaucoma on the morning of March 28, 1996. He was later forced to announce his retirement due to irreversible damage to the retina in his right eye on July 12. He retired as the Twins' all-time leader in hits (2,304), doubles (414), total bases (3,453), at-bats (7,244) and runs (1,071).

Puckett was one of the game's greatest community leaders and was given Major League Baseball's Roberto Clemente Man of the Year Award in 1996. He was elected to the Baseball Hall of Fame on the first ballot in 2001 and became the third-youngest living electee in baseball history (behind Sandy Koufax and Lou Gehrig). He had his number 34 formally retired May 25, 1997 and was selected to the Twins' 40th Season Anniversary All-Time Team in 2000. He was inducted into the Twins Hall of Fame on August 12, 2000, was selected to the All-Metrodome team in 2009, and named one of the "50 Greatest Twins" in 2010. Puckett passed away on March 6, 2006.



BERT BLYLEVEN

28

After breaking into the big leagues at the age of 19, Blyleven would go on to pitch 11 of his 22 Major League seasons with the Twins (1970-76 and 1985-88). His knee-buckling curve ball, competitive drive and his knack for being the clubhouse "prankster" are only a few reasons why Blyleven had a successful career.

Blyleven was named the 1970 American League Rookie Pitcher of the Year and was selected to the American League All-Star Team in 1973 and 1985. He finished his Twins career with a record of 149-138, with a 3.28 ERA. His 2,035 strikeouts are the most in Twins history, while his 149 wins rank second.

The winner of two World Series Championships (1979 with Pittsburgh and 1987 with Minnesota), Blyleven ranks fifth on the Major League Baseball's all-time strikeouts list with 3,701.

His number 28 was formally retired July 16, 2011, becoming the first Twins pitcher to have his number retired. Blyleven was selected to the Twins' 40th Season Anniversary All-Time Team in 2000. He was inducted into the Twins Hall of Fame in 2001, was selected to the All-Metrodome team in 2009, and named one of the "50 Greatest Twins" in 2010. Blyleven was elected to the Baseball Hall of Fame in 2011, becoming the first Hall of Famer born in the Netherlands. He was inducted into the National Baseball Hall of Fame in Cooperstown, NY on July 24, 2011.



TOM KELLY

10

"TK" took over the managerial duties for the Twins on September 12, 1986. In his first full season (1987) as the skipper, he led the Twins to their first World Series Championship. It was the first time in major league history that a team went from last place one season to World Champions the next.

Kelly had a managerial record of 1140-1244, which places him first on the Twins' All-Time list in wins and games managed. At the time of his retirement after the 2001 season, Kelly was the longest tenured manager/coach in all of major sports. His number 10 will be formally retired September 8, 2012, becoming the first Twins manager to have his number retired. Kelly was selected manager on the Twins' 40th Season Anniversary All-Time Team in 2000 and one of the "50 Greatest Twins" in 2010.



JACKIE ROBINSON

42

Jackie Robinson broke baseball's color barrier when Branch Rickey brought him up to the Brooklyn Dodgers in 1947. He brought a dynamic style of play to the game and terrorized the base paths. Robinson also proved to be an excellent hitter and a superb defensive infielder. He was voted the National League MVP in 1949 when he hit a league-leading .342 and drove in 124 runs. He batted .311 in his 10-year career and set several fielding records for second basemen.

In conjunction with the 50th anniversary celebration of Robinson breaking baseball's color barrier, Commissioner Bud Selig announced on April 15, 1997 at Shea Stadium that Major League Baseball will retire his uniform number 42 in perpetuity. The Minnesota Twins officially retired his number on May 23, 1997.

MINNESOTA TWINS HALL OF FAME

The Minnesota Twins Hall of Fame, which honors players, coaches and off-field personnel who have contributed to the organization's growth and success since the Twin Cities broke into the major leagues in 1961, was created as part of the club's 40th Season Celebration in 2000.

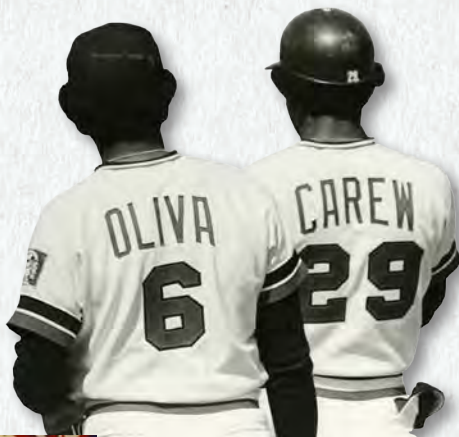
The inaugural class of Twins Hall of Famers, inducted on August 12, 2000, included Harmon Killebrew, Rod Carew, Tony Oliva, Kent Hrbek, Kirby Puckett and Calvin Griffith. The 2001 class included Herb Carneal and Jim Kaat while Bert Blyleven and Tom Kelly were inducted in 2002. Bob Allison and Bob Casey were inductees for 2003, Earl Battey was honored in 2004, Carl Pohlad and Frank Viola in 2005, Zoilo Versalles in 2006, Gary Gaetti and Jim Rantz in 2007, Rick Aguilera in 2008, Brad Radke and George Brophy in 2009, Greg Gagne in 2010 and Jim Perry in 2011.

At right is the criteria for the Minnesota Twins Hall of Fame.

Player – Service time of three seasons and a two-year waiting period following retirement from Major League Baseball. Voting is conducted by a 55-member committee, which includes the fan vote as one “member”. The highest vote getter (with at least 50%) is elected, with a second candidate gaining election if they also receive 75% of the vote. No more than two players will be elected per year.

Non-Player – Will be elected in odd-numbered years by a 17-member veterans committee consisting of all living Twins Hall of Fame members, Twins front office personnel, and local Twins historians. Those eligible to be voted into the Twins Hall of Fame via the Veterans Committee balloting include owners, managers, coaches, scouts, broadcasters, media and front office personnel. The highest vote getter is elected (with at least 50%), with a second candidate gaining election if they also receive 75% of the vote.

CLASS OF 2000



HARMON KILLEBREW

First Baseman, 1961-74 (see page 396)

ROD CAREW

Second Baseman, 1967-78 (see page 396)

TONY OLIVA

Outfield, 1962-76 (see page 396)

KENT HRBEK

First Baseman, 1981-94 (see page 396)

KIRBY PUCKETT

Outfield, 1984-95 (see page 397)



CALVIN GRIFFITH

PRESIDENT & PRINCIPAL OWNER, 1961-83

Griffith was instrumental in bringing Major League Baseball to the state of Minnesota. He moved the Washington Senators to the Twin Cities for the 1961 season, providing Minnesota with their first Major League Baseball team.

In his 24 seasons as president and principal owner, the Twins were 1,930-1,887 with three American League West Division championships (1965, '69 and '70), one American League pennant (1965), and one All-Star Game (1965) while attracting 25,664,104 fans.

Griffith was involved in baseball for over 60 years and was known not only for his keen eye of baseball talent, but his deep passion for the game. He was a member of the inaugural class of the Twins Hall of Fame, inducted on August 12, 2000. Griffith passed away from complications from a kidney infection on October 20, 1999. He was memorialized in the Metrodome with a row of seats from Metropolitan Stadium. “Calvin’s” seats host underprivileged families at every Twins home game.

CLASS OF 2001



HERB CARNEAL

RADIO BROADCASTER, 1962-2006

The dean of American League radio broadcasters, Carneal was a broadcaster of Twins' games for 44 years. He was the 1996 recipient of the Ford C. Frick Award, the highest honor given to a baseball broadcaster, which is presented annually to broadcasters who make major contributions to baseball and its fans.

Hired away from the Baltimore Orioles in 1961, where he was part of the play-by-play team for five years, Carneal was behind the microphone for all but the first of the Twins' first 45 seasons in Minnesota. Carneal passed away on April 1, 2007.



JIM KAAT

LEFT-HANDED PITCHER, 1961-1973

Kaat spent 13 of his 25 major league seasons with the Twins, and won 10 or more games for the Twins in every season except his first (1961), when he won nine games. Kaat's best season in his career came in 1966 when he was selected to his second of three career All-Star appearances ('62 and '75). He finished

the season 25-13 with a 2.75 ERA, leading the league in games started, wins, innings pitched and complete games. Kaat won 16 consecutive Rawlings Gold Gloves from 1962-77.

Kaat pitched in the postseason in two separate years for the Twins, the 1965 World Series and the 1970 American League Championship Series. He is the Twins All-Time leader in wins (189), games started (422) and innings pitched (2959.1) and is second in complete games (133), shutouts (23) and strikeouts (1824). Kaat was also selected left-handed pitcher on the Twins' 25th Anniversary Team in 1986 and on the Twins' 40th Season Anniversary All-Time Team in 2000. In 2010, he was named one of the "50 Greatest Twins".



BERT BLYLEVEN

RIGHT-HANDED PITCHER, 1970-76 & 1985-88

See complete bio on page 395.



TOM KELLY

MANAGER, 1986-2001

See complete bio on page 395.

CAREER STATS FOR RETIRED NUMBERED PLAYERS

Player	AVG	G	AB	R	H	2B	3B	HR	RBI
Killebrew	.256	2435	8147	1283	2086	290	24	573	1584
Carew	.328	2469	9315	1424	3053	445	112	92	1015
Oliva	.304	1676	6301	870	1917	329	48	220	947
Hrbek	.282	1747	6192	903	1749	312	18	293	1086
Puckett	.318	1783	7244	1071	2304	414	57	207	1085
Blyleven	W-L 287-250	ERA 3.31	G 692	IP 4970.0	H 4632	R 2029	ER 1830	BB 1322	SO 3701

Manager
Tom Kelly

W-L
1140-1244

Playoff Record
16- 8

World Series Championships
1987, 1991

CLASS OF 2003



BOB ALLISON

OUTFIELDER, 1961-70

Allison was the American League Rookie of the Year and an All-Star while beginning his career with the Washington Senators in 1959. He continued his success in the major leagues when the Senators moved to Minnesota in 1961. Allison will be remembered most by Twins' fans for his diving catch in Game 2 of the 1965 World Series. He was also selected to the All-Star team in the 1963 and '64 seasons. Allison was also selected as the left-fielder on the Twins' 25th Anniversary Team in 1986, as an outfielder on the Twins' 40th Season Anniversary All-Time Team in 2000 and as one of the "50 Greatest Twins" in 2010.

Allison passed away after a long battle with Ataxia in 1995.



BOB CASEY

PUBLIC ADDRESS ANNOUNCER, 1961-2004

The only public address announcer the team had ever known, Casey was a part of the Twins since the move from Washington in 1961. With his voice being a fixture for Twins' fans, he exuded enthusiasm and excitement game after game, year after year. From the first pitch at Metropolitan Stadium in 1961 to his final game in 2004, Casey was the man behind the microphone.

Casey passed away in 2005 from complications with liver cancer.

CLASS OF 2004



EARL BATTEY

CATCHER, 1961-67

Battey spent parts of 13 seasons in the big leagues including seven with the Minnesota Twins from 1961-67. In his seven seasons as a Twin, he batted .278 (768-2762) with 76 home runs and 350 rbi in 853 games. He was instrumental in the Twins 1965 World Series appearance vs. the Los Angeles Dodgers, batting .297 in 131 games during the season.

Battey's numerous accolades include four All-Star appearances (1962, '63, '65 and '66), three Gold Glove Awards as a catcher (1960, '61 and '62), three top ten American League MVP Award finishes (1960, '63 and '65) and the 1963 Calvin R. Griffith Award as Most Valuable Twin. Battey was also selected catcher on the Twins' 25th Anniversary Team in 1986 and on the Twins' 40th Season Anniversary All-Time Team in 2000, and as one of the "50 Greatest Twins" in 2010.

Battey passed away in 2003 from complications with cancer.

CLASS OF 2005



CARL R. POHLAD

OWNER, 1984-2009

With the franchise facing a possible move out of state, Pohlad purchased the Twins in 1984. He was motivated by a sense of community responsibility and a feeling that major league sports, particularly baseball, are important assets that contribute to the quality of life in the community.

Pohlad enjoyed great success upon taking ownership of the Twins by providing leadership that resulted in two World Series Championships in 1987 and '91 and back-to-back-to-back American League Central Division Championships from 2002-04.

The on-field success of the franchise was largely due to Pohlad's ability to build and manage an exceptional baseball organization with a strong emphasis on player development. In addition, the Pohlad family has given millions of dollars and countless hours of their time back to the community and region through programs in the Twins Community Fund and the Carl and Eloise Pohlad Family Foundation.



FRANK VIOLA

LEFT-HANDED PITCHER, 1982-89

"Sweet Music" was a mainstay in the Twins starting rotation from 1982-89, winning at least 16 games per season from 1984-88 and helping the Twins to their first World Series Championship in 1987.

Viola was named 1987 World Series MVP, posting wins in Games 1 and 7 and had his finest individual season in 1988 when he posted a 24-7 record and a 2.64 ERA to earn American League Cy Young Award honors.

Viola ranks among the top ten in several Twins all-time pitching categories, including wins (112, 5th), games started (259, 4th), complete games (54, 6th), shutouts (10, tied for 7th), innings pitched (1,772.2, 5th), and strikeouts (1,214, 5th). Viola was named an American League All-Star in 1988, was selected along with Jim Kaat as left-handed pitchers on the Twins' 40th Season Anniversary All-Time Team in 2000, and was named one of the "50 Greatest Twins" in 2010.

CLASS OF 2006



ZOILO VERSALLES

SHORTSTOP, 1961-67

Zoilo Versalles led the Twins to their first World Series appearance in 1965. He was a slick-fielding shortstop through his seven seasons (1961-67) as a Twin, winning the American League MVP award in 1965 when he hit .273 with 19 home runs and a career-high 77 rbi. Versalles also earned the second of two Rawlings Gold Glove Awards in 1965, and made the second of his two All-Star Game appearances.

In 1965, Versalles led the American League in runs (126), total bases (308), doubles (45), triples (12), and extra-base hits (76). He spent 12 seasons in the Major Leagues, playing in 1,400 games with Washington (1959-60), Minnesota (1961-67), Los Angeles Dodgers (1968), Cleveland (1969), Washington Senators (1969) and Atlanta (1971). Versalles was named one of the "50 Greatest Twins" in 2010.

CLASS OF 2007



GARY GAETTI

THIRD BASE, 1981-90

Gaetti, a four-time Rawlings Gold Glove third baseman (1986-1989), played 10 seasons for the Twins from 1981-1990 and was the Opening Day third baseman nine consecutive years (1982-90). Gaetti helped guide the Twins to their first World Championship in 1987 as he hit 31 homers and drove in a

team-high 109 runs.

During the 1987 ALCS against Detroit, Gaetti hit .300 (6-for-20) with two home runs, five RBI and was named the Series MVP. A two-time American League All-Star, Gaetti ranks sixth in doubles (252), fifth in RBI (758), sixth in games (1361), at-bats (4989), hits (1276), home runs (201) and total bases (2181), and eighth in runs scored (646) on the Twins All-Time lists, while his .977 fielding percentage in 1988 is still the highest single season percentage by a Twins third baseman.

Gaetti spent 20 seasons in the Major Leagues, playing in 2,507 games with Minnesota (1981-90), California (1991-93), Kansas City (1993-95), St. Louis (1996-98), Chicago Cubs (1998-99) and Boston (2000). He was named one of the "50 Greatest Twins" in 2010.



JIM RANTZ

PITCHER, MANAGER & FRONT OFFICE, 1961-PRESENT

See complete bio on page 333.

CLASS OF 2008



RICK AGUILERA

RIGHT-HANDED PITCHER, 1989-95 & 1996-99

Aguilera, a three-time All-Star pitcher (1991-93), played in parts of 11 seasons for the Twins from 1989-95 and 1996-99 and holds the franchise record with 254 saves. Aguilera helped guide the Twins to their second World Championship in 1991, as he posted a 2.35 ERA while recording 42 saves in 63 games. During the 1991 ALCS, "Aggie" recorded a save in each of the Twins three wins, including the decisive Game 5. He allowed just one hit in 3.1 scoreless innings during the series.

Aguilera recorded a career-high 42 saves in 1991, which ranked third in the American League, and he recorded 30-or-more saves in five seasons with the Twins. Along with being the Twins All-Time saves leader, Aguilera ranks second All-Time with 490 career appearances.

He spent 16 seasons in the Major Leagues, appearing in 732 games (89 starts) with the New York Mets (1985-89), Minnesota, Boston (1995) and the Chicago Cubs (2000). Aguilera's 318 career saves rank 15th on Major League Baseball's All-Time saves list (entering the 2011 season). He was named one of the "50 Greatest Twins" in 2010.

CLASS OF 2009



BRAD RADKE

RIGHT-HANDED PITCHER, 1995-2006

Radke, who was originally drafted in the eighth round of the 1991 First-Year Player Draft, played his entire career with the Twins (1995-2006) and was the Opening Day starter nine times, including seven consecutive seasons from 1999-2005. Radke won 11 games in his rookie campaign in 1995 and won a career-high 20 games in 1997. He was named the American League Pitcher of the Month two times in his career, including July of 1997 when he went 6-0 with a 1.57 ERA and again in April of 2001 when he posted a 6-0 record with a 2.23 ERA.

The Wisconsin native, who was named to the 1998 American League All-Star team, ranks second on the Twins all-time list in starts (377), third in wins (148), strikeouts (1467) and innings pitched (2451.0) and seventh in games (378). Radke had a career 4.22 ERA and went 2-3 with a 3.60 ERA in six postseason starts, including going 2-0 in the 2002 Division Series vs. Oakland. He was named one of the "50 Greatest Twins" in 2010.



GEORGE BROPHY

FRONT OFFICE, 1961-85

Brophy was an original member of the Twins organization in 1961. When the Twins replaced the Class AAA Minneapolis Millers and the St. Paul Saints as the featured team in Minnesota in 1961, Brophy, who was the Millers general manager, went to work for Sherrod Robertson in the minor league department.

After Robertson's death in 1969, Brophy was named the Twins Vice President in October of 1970 and oversaw the Minor League Farm System and Scouting departments. Brophy held the position until 1985 when health problems triggered an early retirement from the Twins organization.

Brophy's duties included full administration of the minor league departments, including the working relationships with the Twins minor league affiliates. He was responsible for player moves at the minor league level and for the development of young talent for the Major League club. Brophy also handled contract negotiations with minor league players. In 1984, he was named the Topps' Long Meritorious Service Award winner.

Brophy, who also served as a special assignment scout for the Houston Astros before he retired in 1996, passed away in 1998 at the age of 72 from complications stemming from aplastic anemia.

DID YOU Know?

To determine a team's 'magic number' in the pennant race, compute the number of games remaining, add one, then subtract the number of games ahead in the loss column of the standings of the closest opponent.

CLASS OF 2010



GREG GAGNE

SHORTSTOP, 1983-92

Gagne, who was originally drafted in the fifth round of the 1979 First-Year Player Draft by the New York Yankees, was traded to Minnesota in April of 1982 and debuted with the Twins the following season.

The 15-year veteran played 10 seasons with the Twins (1983-1992) and became the Twins everyday shortstop in 1985. Gagne appeared in 1,140 games for the Twins, while posting a .980 career fielding percentage as the Twins shortstop. The Massachusetts native was a member of both 1987 and 1991 World Championship teams and did not commit an error in 37 total chances during the seven-game series vs. Atlanta in the 1991 World Series. In Game 1 of that series, Gagne helped guide the Twins to a 5-2 victory with a three-run home run in the fifth inning off Braves starter Charlie Leibrandt.

In 2009, Gagne, was named to the Twins All-Metrodome Team commemorating the Twins era from 1982-2009, and was named one of the "50 Greatest Twins" in 2010.

CLASS OF 2011



JIM PERRY

RIGHT-HANDED PITCHER, 1963-72

Perry played 17 seasons in the Major Leagues, including 10 with the Twins from 1963-72. He made back-to-back All-Star appearances in 1970 and 1971, and won the American League Cy Young Award in 1970, leading the league with 24 wins and 40 starts. He became the first Twin to win the award after going 24-12 with a 3.04 ERA, striking out 168 in 278.2 innings pitched.

He went 128-90 with a 3.15 ERA during his time with the Twins. Perry ranks fourth on the Twins All-Time list in wins and innings pitched (1883.1), is fifth in starts (249) and complete games (61), and sixth in strikeouts (1025). His 3.15 ERA ranks first among Twins with a minimum of 1000.0 innings pitched. He posted double-digit victories in six of his 10 seasons with the Twins, including three consecutive seasons of 17-plus wins from 1969-71. The North Carolina native went 12-7 with a 2.63 ERA in 1965, guiding the Twins to their first World Series appearance. He was named to the 40th Anniversary All-Time Team in 2000 and one of the "50 Greatest Twins" in 2010.

Perry pitched in 630 games at the Major League level from 1959-75, playing for the Cleveland Indians, Minnesota Twins, Detroit Tigers and Oakland Athletics. Born in 1935, Perry is the second-oldest living member of the Twins Hall of Fame. His brother, Gaylord, was inducted into the National Baseball Hall of Fame in 1991.

CLASS OF 2012



CAMILO PASCUAL

RIGHT-HANDED PITCHER, 1961-66

Pascual played 18 seasons in the Major Leagues, including 13 with the Minnesota Twins and Washington Senators franchise from 1954-66. He was the first ever Twins All-Star in 1961 and has appeared in more All-Star games than any pitcher in franchise history since 1950, playing in five of six games from 1959-64 and in four straight from 1959-61. He went 145-141 with a 3.66 ERA during his time with the Twins and Senators, ranking second on the franchise All-Time list in shutouts (31), third in strikeouts (1,885), fourth in innings pitched (2,465.0) and fifth in wins (145) and starts (331). He went 88-57 with a 3.31 ERA in six seasons in a Twins uniform from 1961-66, ranking third in shutouts (18), seventh in strikeouts (994), and eighth in wins (88), innings pitched (1284.2) and starts (179). He was the Twins first ever 20-game winner, recording 20 victories in 1962 and 21 in 1963, while leading the American League in complete games, shutouts and strikeouts in nearly every season from 1959-63.

Pascual was named one of the "50 Greatest" players in Twins history during the team's 50th Season Celebration held in 2010. Pascual, pitched in 529 games at the Major League level from 1954-71, playing for the Washington Senators, Minnesota Twins, Cincinnati Reds, Los Angeles Dodgers and Cleveland Indians. Born in 1934, Pascual becomes the oldest living member of the Twins Hall of Fame. The Havana-native ranks 55th on baseball's All-Time wins list and is a member of the Latino Baseball Hall of Fame and Cuban Baseball Hall of Fame, ranking second to only Luis Tiant in strikeouts among Cuban-born Major Leaguers.

Pascual was also selected to the Twins 25th anniversary team in 1986 and the 40th anniversary team in 2000.

FRANCHISE RECORDS

1901-2011

The history of the Minnesota Twins franchise dates back to the year 1901 when, as the Washington Senators, they were born as one of the eight original franchises in the American League. For sixty years, the Senators played baseball in our nation's capital, winning one World Championship and three American League pennants, while adding Hall of Fame players like Walter Johnson, Sam Rice and Goose Goslin to the rich history of America's game.

In 1961, owner Calvin Griffith moved the Senators from Washington, DC, to Minnesota where a new chapter has been written, one more impressive than the first. In the 51 years since,

the Minnesota Twins have won two World Championships, three American League pennants, and made 11 playoff appearances. It is here that players like Killebrew, Kaat, Carew, Blyleven, Hrbek, and Puckett have been able to weave their own names into history, not only for the franchise, but for the game.

The records and All-Time Top Ten Lists below recognize this history by including the statistics of the Washington Senators of 1901-1960, as their history is our history, and any franchise history without them would be incomplete.

INDIVIDUAL SEASON RECORDS

(1901-2011)

BATTING AND BASE-RUNNING

Average.....	388, Carew, 1977
Games.....	+164, Tovar, 1967
Plate App.....	744, Puckett, 1985
At-Bats.....	691, Puckett, 1985
Runs.....	140, Knoblauch, 1996
Hits.....	239, Carew, 1977
Extra-Base Hits.....	84, Oliva, 1964
Total Bases.....	374, Oliva, 1964
Slugging Pct.....	.614, Goslin, 1928
Singles.....	182, Rice, 1925
Doubles.....	51, Vernon, 1946
Triples.....	20, Goslin, 1925
	Guzman, 2000
HR, RH.....	49, Killebrew, 1964, '69
HR, LH.....	34, Hrbek, 1987
	Morneau, 2006
HR, 1st Year.....	33, Hall, 1963
HR, Home.....	29, Killebrew, 1961
HR, Road.....	28, Killebrew, 1962

Grand-Slams.....	3, Allison, 1961
	Carew, 1976
	Hrbek, 1985
	Puckett, 1992
	Hunter, 2007
RBI.....	140, Killebrew, 1969
Walks.....	151, Yost, 1956
Hit-by-Pitcher.....	24, Elberfeld, 1911
Strikeouts.....	145, Darwin, 1972
Fewest SO.....	9 (616 ab), Rice, 1929
GDP.....	28, Killebrew, 1970
Fewest GDP.....	2 (613 ab), Tovar, 1968
Sacrifice Hits.....	36, Hill, 1965
Sacrifice Flies.....	16, Gandil, 1913
Cons. Game Hit-Strak.....	33, Manush, 1934
Stolen Bases.....	88, Milan, 1912
Caught Stealing.....	33, Milan, 1912
SB Pct.....	.929 (13-1), Ward, 1982

PITCHING

ERA.....	+1.14 (371.2 ip), Johnson, 1913
Win Pct.....	.837 (36-7), Johnson, 1913
Wins.....	36, Johnson, 1913
Relief Wins.....	17, Campbell, 1976
Losses.....	+26, Townsend, 1904
	Groom, 1909
Decisions.....	46, Johnson, 1914
Saves.....	47, Nathan, 2009
Fireman Points.....	132, Nathan, 2009
Games.....	+90, Marshall, 1979
Games Started.....	42, Kaat, 1965
	Johnson, 1910
Complete Games.....	38, Johnson, 1910
Relief App.....	*89, Marshall, 1979
Games Finished.....	*84, Marshall, 1979
Innings Pitched.....	373, Johnson, 1910

Hits.....	367, Orth, 1902
Runs.....	198, Carrick, 1901
Earned Runs.....	144, DeShong, 1937
Home Runs.....	#50, Blyleven, 1986
Strikeouts.....	313, Johnson, 1910
Walks.....	146, Newsum, 1936
Hit-Batsmen.....	20, Johnson, 1923
Wild Pitches.....	21, Johnson, 1910
Shutouts.....	11, Johnson, 1913
Shutouts Lost.....	+10, Johnson, 1909
Cons. Shutout IP.....	+55.2, Johnson, 1913
1-0 Games Won.....	+5, Johnson, 1913 & 1919
1-0 Games Lost.....	4, Johnson, 1909 & 1916
Cons. Wins.....	+16, Johnson, 1912
Cons. Losses.....	16, Felton, 1980-82
One-Season.....	13, Felton, 1982

(# — Denotes major league record; + — Denotes league record;
* — Denotes tie for league record)

TEAM SEASON RECORDS

(1901-2011)

MISCELLANEOUS

Highest Win Pct. (99-53).....	.651 in 1933
Lowest Win Pct. (38-113).....	.252 in 1904
Most Cons. Wins.....	17 in 1912
Most Cons. Losses.....	18 in 1948, 1959
Most Games.....	+164 in 1967
Fewest Games.....	110 in 1981

Most Home Games.....	*84 in 1985
Most Road Games.....	83 in 1967
Most Night Games.....	117 in 1990, '91, '99
Most Night Games Won.....	70 in 1991
Most Players Used.....	46 in 1995
Fewest Players Used.....	25 in 1908, 1917

TEAM SEASON RECORDS

(1901-2011)

BATTING AND BASE-RUNNING

Highest Batting Average.....	303 in 1929	Fewest Triples.....	24 in 2004
Lowest Batting Average.....	223 in 1909	Most Home Runs.....	225 in 1963
Most At-Bats.....	5677 in 1969	Fewest Home Runs.....	4 in 1917
Fewest At-Bats.....	4472 in 1918	Most Grand-Slams.....	8 in 1961
Most Runs.....	892 in 1930	Fewest Grand-Slams.....	0 in 1968
Fewest Runs.....	+380 in 1909	Most Walks.....	690 in 1956
Most Hits.....	1633 in 1996	Fewest Walks.....	257 in 1903
Fewest Hits.....	1112 in 1909	Most Strikeouts.....	1121 in 1997
Most Extra-Base Hits.....	551 in 2002	Fewest Strikeouts.....	296 in 1902
Fewest Extra-Base Hits.....	199 in 1909	Most GDP.....	172 in 1996
Most Total Bases.....	2540 in 2003	Fewest GDP.....	93 in 1965
Highest Slugging Pct.....	437 in 2002	Most Sacrifice Hits.....	142 in 1979
Lowest Slugging Pct.....	287 in 1910	Most Sacrifice Flies.....	72 in 2008
Most Singles.....	1209 in 1935	Most Left-on-Base.....	1305 in 1935
Fewest Singles.....	914 in 1967	Fewest Left-on-Base.....	998 in 1959
Most Doubles.....	348 in 2002	Most Stolen Bases.....	287 in 1913
Fewest Doubles.....	132 in 1908	Fewest Stolen Bases.....	32 in 1963
Most Triples.....	100 in 1932	Cons. Scoreless Inns.....	+30 in 1964, '78

PITCHING

Lowest ERA.....	2.14 in 1918	Most HRs Allowed.....	233 in 1996
Highest ERA.....	5.76 in 1995	Fewest Home Runs Allowed.....	10 in 1907, 1918
Most Wins.....	102 in 1965	Most Strikeouts.....	1123 in 2004
Fewest Wins.....	38 in 1904	Fewest Strikeouts.....	300 in 1902
Most Losses.....	113 in 1904	Most Walks.....	779 in 1949
Fewest Losses.....	60 in 1965	Fewest Walks.....	284 in 1901
Most Saves.....	58 in 1970	Most Complete Games.....	137 in 1904
Most Innings-Pitched.....	1497.2 in 1969	Fewest Complete Games.....	1 in 2006
Fewest Innings-Pitched.....	1183 in 1901	Most Shutouts Won.....	25 in 1914
Most Runs Allowed.....	900 in 1996	Most Shutouts Lost.....	29 in 1909
Most Hits Allowed.....	1672 in 1935	Most 1-0 Games Won.....	#11 in 1914
Fewest Hits Allowed.....	1021 in 1918	Most 1-0 Games Lost.....	7 in 1915

FIELDING

Most Errors.....	323 in 1901	Lowest Fielding Pct.....	936 in 1902
Fewest Errors.....	74 in 2002	Most Chances.....	6499 in 1969
Most Cons. Errorless Gms.....	12 in 2002	Fewest Chances.....	5672 in 1953
Most Passed Balls.....	40 in 1945	Most Putouts.....	4493 in 1969
Fewest Passed Balls.....	3 in 1927	Fewest Putouts.....	3944 in 1906
Most Doubleplays.....	203 in 1979	Most Assists.....	2232 in 1911
Fewest Doubleplays.....	93 in 1912	Fewest Assists.....	1422 in 2002
Highest Fielding Pct.....	987 in 2009		

(# — Major League record; * — Tie for major league record; + — Tie for league record)

ALL-TIME TOP TEN

(1901-2011)

BATTING

SINGLE SEASON

BATTING AVERAGE

.388*	Rod Carew.....	1977
.379*	Goose Goslin.....	1928
.376	Ed Delehanty.....	1902
.366+	Joe Mauer.....	2009
.364*	Rod Carew.....	1974
.359	Rod Carew.....	1975
.359	Cecil Travis.....	1941
.356	Kirby Puckett.....	1988
.354	Goose Goslin.....	1926
.353*	Mickey Vernon.....	1946

GAMES

164*	Cesar Tovar.....	1967
163	Harmon Killebrew.....	1967
163+	Justin Morneau.....	2008
162	Harmon Killebrew.....	1966
162	Harmon Killebrew.....	1969
162**	Roy Smalley.....	1979
162**	Gary Gaetti.....	1984
161	Tony Oliva.....	1964
161	Cesar Tovar.....	1970
161	Kirby Puckett.....	1985
161	Kirby Puckett.....	1986
161	Paul Molitor.....	1996

CAREER

BATTING AVERAGE

.334	Rod Carew.....	1967-78
.328	Heinie Manush.....	1930-35
.323	Joe Mauer.....	2004-11
.323	Sam Rice.....	1915-33
.323	Goose Goslin.....	1921-30, '33, '38
.318	Kirby Puckett.....	1984-95
.317	John Stone.....	1934-38
.314	Cecil Travis.....	1933-47
.309	Shane Mack.....	1990-94
.306	Brian Harper.....	1988-93

GAMES

2329	Harmon Killebrew.....	1954-74
2307	Sam Rice.....	1915-33
2084	Joe Judge.....	1915-32
1982	Clyde Milan.....	1907-22
1867	Ossie Bluege.....	1922-39
1805	Mickey Vernon.....	1939-48, '50-'55
1783	Kirby Puckett.....	1984-95
1747	Kent Hrbek.....	1981-94
1690	Eddie Yost.....	1944-58
1676	Tony Oliva.....	1962-76

ALL-TIME TOP TEN

(1901-2011)

SINGLE SEASON

AT-BATS

691*	Kirby Puckett	1985
680	Kirby Puckett	1986
672*	Tony Oliva	1964
668	Buddy Lewis	1937
666*	Zoilo Versalles	1965
660	Paul Molitor	1996
660	Doc Cramer	1941
659	Zoilo Versalles	1964
658	Heinie Manush	1933
657*	Kirby Puckett*, Cesar Tovar	1988, 1971

RUNS

140	Chuck Knoblauch	1996
128*	Rod Carew	1977
127	Joe Cronin	1930
126*	Zoilo Versalles	1970
122	Buddy Lewis	1938
121	Sam Rice	1930
121	Heinie Manush	1932
120	Cesar Tovar	1970
120	Buddy Myer	1932
119	Kirby Puckett, Sam Rice	1986, 1929

HITS

239*	Rod Carew	1977
234*	Kirby Puckett	1988
227	Sam Rice	1925
225*	Paul Molitor	1996
223	Kirby Puckett	1986
221*	Heinie Manush	1933
218*	Rod Carew	1974
218*	Cecil Travis	1941
217*	Tony Oliva	1964
216*	Sam Rice	1924, 1926

TOTAL BASES

374*	Tony Oliva	1964
365	Kirby Puckett	1986
358*	Kirby Puckett	1988
351	Rod Carew	1977
333	Kirby Puckett	1987
331	Roy Sievers	1957
331	Justin Morneau	2006
329	Goose Goslin	1925
328	Harmon Killebrew	1961
325	Heinie Manush	1932

DOUBLES

51*	Mickey Vernon	1946
50	Stan Spence	1946
47	Justin Morneau	2008
46	Marty Cordova	1996
45	Torii Hunter	2007
45*	Chuck Knoblauch	1994
45*	Kirby Puckett	1989
45**	Zoilo Versalles	1965
45	Joe Cronin	1933
44	Joe Cronin and Matt Lawton	1931 and 2000

TRIPLES

20*	Cristian Guzman	2000
20*	Goose Goslin	1925
19	Joe Cassidy	1904
19	Cecil Travis	1941
18	Howie Shanks	1921
18**	Goose Goslin	1923
18**	Sam Rice	1923
18*	Joe Cronin	1932
18	John Stone	1935
17*	Goose Goslin, Heinie Manush*	1924, 1933

CAREER

AT-BATS

8934	Sam Rice	1915-33
7835	Harmon Killebrew	1954-74
7663	Joe Judge	1915-32
7359	Clyde Milan	1907-22
7244	Kirby Puckett	1984-95
6930	Mickey Vernon	1939-48, '50-'55
6440	Ossie Bluege	1922-39
6301	Tony Oliva	1962-76
6235	Rod Carew	1967-78
6192	Kent Hrbek	1981-94

RUNS

1467	Sam Rice	1915-33
1258	Harmon Killebrew	1954-74
1154	Joe Judge	1915-32
1071	Kirby Puckett	1984-95
1037	Buddy Myer	1925-27, '29-'41
1004	Clyde Milan	1907-22
971	Eddie Yost	1944-58
956	Mickey Vernon	1939-48, '50-'55
950	Rod Carew	1967-78
903	Kent Hrbek	1981-94

HITS

2889	Sam Rice	1915-33
2304	Kirby Puckett	1984-95
2291	Joe Judge	1915-32
2100	Clyde Milan	1907-22
2085	Rod Carew	1967-78
2024	Harmon Killebrew	1954-74
1993	Mickey Vernon	1939-48, '50-'55
1917	Tony Oliva	1962-76
1828	Buddy Myer	1925-27, '29-'41
1751	Ossie Bluege	1922-39

TOTAL BASES

4026	Harmon Killebrew	1954-74
3833	Sam Rice	1915-33
3453	Kirby Puckett	1984-95
3239	Joe Judge	1915-32
3002	Tony Oliva	1962-76
2976	Kent Hrbek	1981-94
2963	Mickey Vernon	1939-48, '50-'55
2792	Rod Carew	1967-78
2601	Clyde Milan	1907-22
2579	Goose Goslin	1921-30, '33, '38

DOUBLES

478	Sam Rice	1915-33
421	Joe Judge	1915-32
414	Kirby Puckett	1984-95
391	Mickey Vernon	1939-48, '50-'55
329	Tony Oliva	1962-76
312	Kent Hrbek	1981-94
305	Rod Carew	1967-78
305	Buddy Myer	1925-27, '29-'41
289	Goose Goslin	1921-30, '33, '38
282	Eddie Yost	1944-58

TRIPLES

183	Sam Rice	1915-33
157	Joe Judge	1915-32
125	Goose Goslin	1921-30, '33, '38
113	Buddy Myer	1925-27, '29-'41
108	Mickey Vernon	1939-48, '50-'55
105	Clyde Milan	1907-22
93	Buddy Lewis	1935-49
90	Rod Carew	1967-78
87	Howie Shanks	1912-22
78	Cecil Travis	1933-47

ALL-TIME TOP TEN

(1901-2011)

SINGLE SEASON

HOME RUNS

49*	Harmon Killebrew	1964
49*	Harmon Killebrew	1969
48*	Harmon Killebrew	1962
46	Harmon Killebrew	1961
45*	Harmon Killebrew	1963
44**	Harmon Killebrew	1967
42**	Harmon Killebrew	1959
42*	Roy Sievers	1957
41	Harmon Killebrew	1970
39	Harmon Killebrew, Roy Sievers	1966, 1958

RUNS BATTED IN

140*	Harmon Killebrew	1969
130	Justin Morneau	2006
129	Justin Morneau	2008
129*	Goose Goslin	1924
126*	Harmon Killebrew	1962
126	Joe Cronin	1930
126	Joe Cronin	1931
122	Harmon Killebrew	1961
121	Kirby Puckett	1988
120	Goose Goslin	1927

WALKS

151	Eddie Yost	1956
145*	Harmon Killebrew	1969
141*	Eddie Yost	1950
131*	Harmon Killebrew	1967
131	Eddie Yost	1954
129*	Eddie Yost	1952
128	Harmon Killebrew	1970
126	Eddie Yost	1951
123	Eddie Yost	1953
114*	Harmon Killebrew	1971

STRIKEOUTS

145*	Bob Darwin	1972
142	Carlos Gomez	2008
142*	Harmon Killebrew	1962
138	Jim Lemon	1956
137*	Bob Darwin	1973
135	Harmon Killebrew	1964
130	Rich Becker	1997
129	Jacque Jones	2002
128	Larry Hisle	1973
127	*Bob Darwin and Corey Koskie	1974 and 2002

STOLEN BASES

88*	Clyde Milan	1912
75*	Clyde Milan	1913
63*	Sam Rice	1920
62	Danny Moeller	1913
62	Chuck Knoblauch	1997
61*	George Case	1943
58	Clyde Milan	1911
51*	George Case	1939
49	George Case	1944
49	Rod Carew	1976

CAREER

HOME RUNS

559	Harmon Killebrew	1954-74
293	Kent Hrbek	1981-94
256	Bob Allison	1958-70
220	Tony Oliva	1962-76
207	Kirby Puckett	1984-95
201	Gary Gaetti	1981-90
192	Torii Hunter	1997-2007
185	Justin Morneau	2003-11
180	Roy Sievers	1954-59
163	Tom Brunansky	1982-88

RUNS BATTED IN

1540	Harmon Killebrew	1954-74
1086	Kent Hrbek	1981-94
1085	Kirby Puckett	1984-95
1045	Sam Rice	1915-33
1026	Mickey Vernon	1939-48, '50-'55
1001	Joe Judge	1915-32
947	Tony Oliva	1962-76
931	Goose Goslin	1921-30, '33, '38
848	Ossie Bluege	1922-39
796	Bob Allison	1958-70

WALKS

1505	Harmon Killebrew	1954-74
1274	Eddie Yost	1944-58
943	Joe Judge	1915-32
864	Buddy Myer	1925-27, '29-'41
838	Kent Hrbek	1981-94
795	Bob Allison	1958-70
735	Mickey Vernon	1939-48, '50-'55
723	Ossie Bluege	1922-39
685	Clyde Milan	1907-22
680	Sam Rice	1915-33

STRIKEOUTS

1629	Harmon Killebrew	1954-74
1033	Bob Allison	1958-70
965	Kirby Puckett	1984-95
877	Gary Gaetti	1981-90
870	Torii Hunter	1997-2007
805	Michael Cuddyer	2001-11
798	Kent Hrbek	1981-94
737	Jacque Jones	1999-2005
716	Rod Carew	1967-78
710	Jim Lemon	1954-63

STOLEN BASES

495	Clyde Milan	1907-22
346	Sam Rice	1915-33
321	George Case	1937-45, '47
276	Chuck Knoblauch	1991-97
271	Rod Carew	1967-78
210	Joe Judge	1915-32
186	Cesar Tovar	1965-72
177	Howie Shanks	1912-22
166	Eddie Fostera	1912-19
166	Bucky Harris	1919-28

PITCHING

SINGLE SEASON

WINS

36*	Walter Johnson	1913
33	Walter Johnson	1912
28*	Walter Johnson	1914
27*	Walter Johnson	1915
26*	Alvin Crowder	1932
25*	Jim Kaat	1966
25	Walter Johnson	1910
25	Walter Johnson	1911
25*	Walter Johnson	1916
25*	Walter Johnson	1917

CAREER

WINS

417	Walter Johnson	1907-27
190	Jim Kaat	1959-73
149	Bert Blyleven	1970-76, '85-'88
148	Brad Radke	1995-06
145	Camilo Pascual	1954-66
128	Jim Perry	1963-72
118	Dutch Leonard	1938-46
117	Firpo Marberry	1923-32, '36
112	Frank Viola	1982-89
105	Case Patten	1901-08

ALL-TIME TOP TEN

(1901-2011)

SINGLE SEASON

LOSSES

26*	Happy Townsend	1904
26*	Bob Groom	1909
25	Walter Johnson	1909
23	Case Patten	1904
23	Beany Jacobson	1904
22	Bill Carrick	1901
22	Case Patten	1903
22	Al Orth	1903
22	Case Patten	1905
21	Harry Harper	1919

EARNED RUN AVERAGE

1.14*	Walter Johnson	1913
1.27*	Walter Johnson	1918
1.36	Walter Johnson	1910
1.39*	Walter Johnson	1912
1.49*	Walter Johnson	1919
1.55	Walter Johnson	1915
1.65	Walter Johnson	1908
1.69	Bill Burns	1908
1.72	Walter Johnson	1914
1.90	Walter Johnson	1916

GAMES

90*	Mike Marshall	1979
83**	Eddie Guardado	1996
81	J.C. Romero	2002
79	Eddie Guardado	1998
79*	Matt Guerrier	2009
78*	Bill Campbell	1976
77	Mike Trombley	1998
77	Juan Rincon	2004
76	Matt Guerrier	2008
76	Bob Wells	1999 and 2000

GAMES STARTED

42*	Jim Kaat	1965
42*	Walter Johnson	1910
41*	Jim Kaat	1966
40*	Walter Johnson	1914
40*	Jim Perry	1970
40	Bert Blyleven	1973
40	Buddy Groom	1912
39**	Dean Chance	1967
39	Dean Chance	1968
39	Jim Perry	1971

COMPLETE GAMES

38*	Walter Johnson	1910
37	Case Patten	1904
36	Al Orth	1902
36*	Walter Johnson	1911
36*	Walter Johnson	1916
35*	Walter Johnson	1915
34	Bill Carrick	1901
34	Walter Johnson	1912
33	Case Patten	1902
33*	Walter Johnson	1914

SHUTOUTS

11*	Walter Johnson	1913
9*	Bert Blyleven	1973
9*	Walter Johnson	1914
9*	Bob Porterfield	1953
8**	Camilo Pascual	1961
8	Walter Johnson	1910
8	Walter Johnson	1917
8	Walter Johnson	1918
7	2 players tied with	

CAREER

LOSSES

279	Walter Johnson	1907-27
159	Jim Kaat	1959-73
141	Camilo Pascual	1954-66
139	Brad Radke	1995-06
138	Bert Blyleven	1970-76, '85-'88
130	Sid Hudson	1940-52
127	Case Patten	1901-08
125	Tom Hughes	1904-13
112	Pedro Ramos	1955-61
103	Tom Zachary	1919-25, '27-'28

EARNED RUN AVERAGE

2.17	Walter Johnson	1907-27
2.64	Doc Ayers	1913-19
2.67	Dean Chance	1967-69
2.69	Cy Falkenberg	1905-08
2.75	Harry Harper	1913-19
2.76	Charlie Smith	1906-09
2.83	Bert Gallia	1912-17
2.86	Joe Boehling	1912-16
3.02	Tom Hughes	1904-13
3.04	Jim Merritt	1965-68

GAMES

802	Walter Johnson	1907-27
639	Eddie Guardado	1993-2003
490	Rick Aguilera	1989-99
484	Jim Kaat	1959-73
470	Firpo Marberry	1923-32, '36
460	Joe Nathan	2004-11
432	Camilo Pascual	1954-66
393	Matt Guerrier	2004-10
386	Juan Rincon	2001-08
378	Brad Radke	1995-06

GAMES STARTED

666	Walter Johnson	1907-27
433	Jim Kaat	1959-73
377	Brad Radke	1995-06
345	Bert Blyleven	1970-76, '85-'88
331	Camilo Pascual	1954-66
259	Frank Viola	1982-89
251	Dutch Leonard	1938-46
249	Jim Perry	1963-72
239	Sid Hudson	1940-52
237	Case Patten	1901-08

COMPLETE GAMES

531	Walter Johnson	1907-27
206	Case Patten	1901-08
141	Bert Blyleven	1970-76, '85-'88
139	Tom Hughes	1904-13
133	Jim Kaat	1959-73
130	Dutch Leonard	1938-46
119	Camilo Pascual	1954-66
112	Sid Hudson	1940-52
104	Bob Groom	1909-13
96	Jim Shaw	1913-21

SHUTOUTS

110	Walter Johnson	1907-27
31	Camilo Pascual	1954-66
29	Bert Blyleven	1970-76, '85-'88
23	Jim Kaat	1959-73
23	Dutch Leonard	1938-46
19	Bob Porterfield	1951-55
17	Jim Perry	1963-72
17	Case Patten	1901-08
17	Tom Hughes	1904-13
17	Jim Shaw	1913-21

ALL-TIME TOP TEN

(1901-2011)

SINGLE SEASON

SAVES

47	Joe Nathan	2009
45*	Eddie Guardado	2002
44	Joe Nathan	2004
43	Joe Nathan	2005
42	Jeff Reardon	1988
42	Rick Aguilera	1991
41	Rick Aguilera	1992
41	Eddie Guardado	2003
39	Joe Nathan	2008
38	Rick Aguilera	1998

INNINGS PITCHED

371.2*	Walter Johnson	1914
370.0*	Walter Johnson	1910
369.2*	Walter Johnson	1916
369.0	Walter Johnson	1912
357.2	Case Patten	1904
346.0*	Walter Johnson	1913
336.2*	Walter Johnson	1915
327.0*	Alvin Crowder	1932
326.0	Walter Johnson	1917
326.0	Walter Johnson	1918

WALKS

146	Bobo Newsom	1936
143	Ken Chase	1940
137	Jim Shaw	1914
128	Eric Erickson	1920
127	Jim Hughes	1975
124	Jimmie Deshong	1937
123	Jim Shaw	1917
122	Walt Masterson	1948
119	Joe Boehling	1915
116*	Rich Robertson	1996

STRIKEOUTS

313*	Walter Johnson	1910
303*	Walter Johnson	1912
265*	Johan Santana	2004
258	Bert Blyleven	1973
249	Bert Blyleven	1974
243*	Walter Johnson	1913
238*	Johan Santana	2005
235	Johan Santana	2007
234	Dean Chance	1968
233	Bert Blyleven	1975
228	Bert Blyleven and Walter Johnson*	1972 and 1916

HOME RUNS ALLOWED

50*	Bert Blyleven	1986
46	Bert Blyleven	1987
43	Pedro Ramos	1957
40**	Brad Radke	1996
39*	Pedro Ramos	1961
39*	Jim Perry	1971
38	Pedro Ramos	1958
38*	Carlos Silva	2006
37	Frank Viola	1986
35*	Mike Smithson and Eric Milton	1984 and 2000

WIN PERCENTAGE

.837*	Walter Johnson (36-7)	1913
.800*	Stanley Coveleski (20-5)	1925
.800	Firpo Marberry (16-4)	1931
.800*	Johan Santana (12-3)	2003
.800*	Francisco Liriano (12-3)	2006
.774*	Frank Viola (24-7)	1988
.773*	Bill Campbell (17-5)	1976
.769	Jim Perry (20-6)	1969
.769	Johan Santana (20-6)	2004
.767*	Walter Johnson (23-7)	1924
.760	Johan Santana (19-6)	2006

CAREER

SAVES

260	Joe Nathan	2004-11
254	Rick Aguilera	1989-98
116	Eddie Guardado	1993-03
108	Ron Davis	1982-86
104	Jeff Reardon	1987-89
96	Firpo Marberry	1923-32 '36
88	Al Worthington	1964-69
76	Ron Perranoski	1968-71
54	Mike Marshall	1978-80
51	Bill Campbell	1973-76

INNINGS PITCHED

5914.2	Walter Johnson	1907-27
3014.2	Jim Kaat	1959-73
2566.2	Bert Blyleven	1970-76, '85-'88
2465.0	Camilo Pascual	1954-66
2451.0	Brad Radke	1995-06
2059.1	Case Patten	1901-08
1899.1	Dutch Leonard	1938-46
1883.0	Jim Perry	1963-72
1819.1	Sid Hudson	1940-52
1775.2	Tom Hughes	1904-13

WALKS

1363	Walter Johnson	1907-27
909	Camilo Pascual	1954-66
729	Jim Kaat	1959-73
720	Sid Hudson	1940-52
694	Walt Masterson	1939-49, '52-'53
688	Jim Shaw	1913-21
674	Bert Blyleven	1970-76, '85-'88
572	Bump Hadley	1926-31, '35
568	Firpo Marberry	1923-32, '36
567	Tom Hughes	1904-13

STRIKEOUTS

3509	Walter Johnson	1907-27
2035	Bert Blyleven	1970-76, '85-'88
1885	Camilo Pascual	1954-66
1851	Jim Kaat	1959-73
1467	Brad Radke	1995-06
1381	Johan Santana	2000-07
1214	Frank Viola	1982-89
1025	Jim Perry	1963-72
887	Dave Goltz	1972-79
884	Tom Hughes	1904-13

HOME RUNS ALLOWED

326	Brad Radke	1995-06
279	Jim Kaat	1961-73
243	Bert Blyleven	1970-76, 85-88
214	Camilo Pascual	1961-66
213	Frank Viola	1982-89
209	Pedro Ramos	1955-61
166	Jim Perry	1963-72
149	Eric Milton	1998-2003
144	Johan Santana	2000-07
128	Chuck Stobbs/Kyle Lohse	1953-61/2001-06

WIN PERCENTAGE

.717	Juan Berenguer (33-13)	1987-90
.716	Johan Santana (78-31)	2000-06
.622	Firpo Marberry (117-71)	1923-32, '36
.602	Sam Jones (50-33)	1928-31
.599	Walter Johnson (417-279)	1907-27
.588	Mudcat Grant (50-35)	1964-67
.587	Jim Perry (128-90)	1963-72
.587	Alvin Crowder (98-69)	1926-27, '30-'34
.583	Monte Weaver (70-50)	1931-38
.571	Joe Boehling (52-39)	1912-16
.562	Alex Carrasquel (50-39)	1939-45

* Led league; ** Tied for league lead; + Led Major Leagues

bold indicates still active with Twins; Career batting based on 2000 at-bats; Season pitching records based on 120 innings pitched; Career pitching records based on 500 innings pitched; Career win percentage determined by at least 25 wins

MINNESOTA TWINS MEDIA POLICIES



MIKE HERMAN
Director of
Baseball Communications



DUSTIN MORSE
Senior Manager of
Baseball Communications



MOLLY GALLATIN
Manager of Publications
and Media Services



MITCH HESTAD
Coordinator of
Baseball Communications

CREDENTIALS

Credentials for accredited news media are available through <https://credentials.mlb.com> with the appropriate affiliate ID. All requests must be made 24 hours prior to game time. Daily credentials must be picked up at the Gate 29 press gate, which will be staffed five hours prior to night games and three hours prior to day games. Daily and season credentials will be issued only to working members of the media and must be displayed at all times while in Target Field. A photo ID and signature are required to pick up credentials. The press box is located on the Club Level (2), while both clubhouses, interview room, press dining, and field access are located on the Service Level (-2).

TWINSPRESSBOX.COM

All baseball information, including media guide, game notes, daily clips, stat packs, minor league report, press releases, headshots and logos will be available at twinspressbox.com. This site also provides media with audio and video clips, along with information for the 29 other MLB clubs.

INTERVIEWS

Most interviews may be conducted on the field during batting practice where the manager, players and coaches are usually available, as long as the interview does not interrupt their pre-game routine. Members of the media must stay in foul territory between first and third base. In-depth interviews that require more time with a player should be pre-arranged through the Baseball Communications department. Reporters and broadcasters must leave the field, with photographers reporting to their assigned photo positions, no later than one-half hour before game time.

CLUBHOUSE ACCESS

The Twins' clubhouse will be open to media with clubhouse credentials until one hour prior to each game and no longer than 10 minutes following each game. All live television broadcast shots must be conducted outside the clubhouse. Television photographers are allowed in the clubhouse prior to batting practice and after games, but not between batting practice and game time. Still photographers are not allowed in the clubhouse at any time. On occasion of a team meeting, the clubhouse will be closed until the conclusion of the meeting. The training room, dining room and weight room are off-limits to everyone except the manager, coaches, players and Twins' officials. The dugout is off limits during the game for everyone except the manager, coaches, players, trainers and certain club officials, in accordance with American League rules.

FIELD ACCESS

Members of the media must access the field through the Umpire/Star Dressing Room Tunnel. The tunnel is located between the Baseball Communications office and the visiting clubhouse on the Service Level (-2).

PRESS BOX

Space is available for accredited members of the media on assignment only. Guests are not allowed unless prior approval has been granted by the Baseball Communications department. Wireless internet is available. To reach the Baseball Communications office and visiting clubhouse, take the stairs or elevator down to the Service Level (-2) and turn left. To reach the media dining/interview room (Twins Room) and home clubhouse, turn right.

PRESS ROOM

The Twins Room, located on the Service Level (-2), is available for pre-game meals to media with appropriate credentials, for a \$10 charge, approximately two hours prior to, and up until, game time.

PHOTOGRAPHERS

Due to a lack of on-field photo spots, the first and third base photo pits are limited to the local papers, the wire services, Twins photographers and whomever is assigned for that particular game. Certain exceptions may be made depending on space availability. An alternative for photographers are the designated photo positions around the concourse. Photographers assigned to the on-field locations should remain in the photo pits at all times during the game. If necessary, photographers should leave between innings only. Photos are allowed during batting practice, but photographers must remain on the dirt in foul territory, between first and third base. No photographs are to be taken from the baseball press box.

PHOTO EDITING ROOM

Photographers can edit images before, during or after the game in the photo editing room located by the field entrance on the Service Level (-2).

AUTOGRAPHS

Professional journalists do NOT ask for autographs. Any media members asking for autographs will have their credentials revoked.

PARKING

There is no on-site parking available at Target Field, but municipal ramps and parking lots are available near the stadium. Because of proximity to the press box, ramp "A" is recommended for media to park in on a game-by-game basis.

FOR MORE INFORMATION regarding policies or questions about interviews, photo requests, statistical information, media ticket orders, news releases, etc., call Mike Herman (612) 659-3471, Dustin Morse (612) 659-3472, Molly Gallatin (612) 659-3475, or Mitch Hestad (612) 659-3473.

MINNESOTA TWINS BALLPARKS

HUBERT H. HUMPHREY METRODOME



- » Opened on April 3, 1982, the Hubert H. Humphrey Metrodome has been home to the Twins for the past 23 years. It was the third domed facility in baseball and remains the only air-supported structure among the 28 in use.
- » The Metrodome is the only stadium in the world to play host to the World Series (1987 and 1991), baseball's All-Star Game (1985), the Super Bowl (XXVI, 1992) and the NCAA Final Four Basketball Tournament (1992 and 2001).
- » Construction began on December 20, 1979 and was built by the state of Minnesota at a cost of approximately \$68 million.
- » Field dimensions were 343' down the leftfield line, 385' to the leftfield power alley, 408' to dead centerfield, 367' to the rightfield power alley and 327' down the line in right. The fence in leftfield and centerfield was 7' high and the one in rightfield was 23' high, including 16' of plastic tarp installed in 1983.
- » **April 14, 1983:** Roof deflated due to tear caused by heavy snow.
- » **May 4, 1984:** Oakland's Dave Kingman hit a ball into one of roof's drainage holes in a 4th inning at-bat. The ball never came down and Kingman was awarded a ground rule double.
- » **April 26, 1986:** Roof suffered slight tear due to high winds, causing a nine minute delay in the bottom of the seventh inning vs. California.
- » **August 29, 1992:** A power outage in the third inning caused a 23 minute delay vs. New York.
- » **August 5, 2001:** A power outage in the area of Minneapolis surrounding the Metrodome caused the air conditioning to shut down, heating the inside of the dome during the game to a high temperature of 91 degrees, as the Twins fell to the Royals, 10-5.
- » **October 2, 2004:** The Twins and Indians were forced to suspend their game after the 11th inning due to a curfew rule in effect for the University of Minnesota football game.
- » **October 2, 2005:** Upon the conclusion of his 50th year of broadcasting baseball, the Twins re-named the Baseball Press Box "The Herb Carneal Press Box", in memory of their long-time radio broadcaster. Carneal died on April 1, 2007.
- » **August 2, 2007:** The Twins and Royals postponed their 12:10 pm game a day after Interstate 35W bridge collapse in Minneapolis.

METRODOME FIRSTS

GAME: April 6, 1982 vs. Seattle (Seattle 11, Minnesota 7)
ATTENDANCE: 52,279
GAME TIME TEMP: 70 in/28 out
PITCHER: Pete Redfern, Minnesota
BATTER: Julio Cruz, Seattle (struck out)
TWINS BATTER: Jim Eisenreich (grounded out)
HIT: Solo home run by Dave Engle, Minnesota, 1st inning
RUN: Engle in 1st inning
SINGLE: Jim Maler, Seattle, 3rd inning
DOUBLE: Manny Castillo, Seattle, 3rd inning
TRIPLE: Gary Gaetti, Minnesota, 2nd inning
HOME RUN: Engle in 1st inning
GRAND-SLAM: Gary Ward, May 10, 1982, off Boston's Mike Torrez
WALK: Castillo in 5th inning
STRIKEOUT: Cruz in 1st inning
STOLEN BASE: Cruz in 5th inning
WINNING PITCHER: Floyd Bannister, Seattle
TWINS WIN: Wednesday, April 7, 1982 (Minnesota 7, Seattle 5)

METRODOME LASTS

GAME: October 6, 2009 vs. Detroit (6-5 win vs. Det.—12 innings)
ATTENDANCE: 54,088
GAME TIME TEMP: 68 in/43 out
PITCHER: Fernando Rodney, Detroit
BATTER: Alexi Casilla (walk-off single)
TWINS BATTER: Alexi Casilla (walk-off single)
HIT: Single by Alexi Casilla, 12th inning
RUN: Carlos Gomez, 12th inning
SINGLE: Alexi Casilla, 12th inning
DOUBLE: Brandon Inge, Detroit, 10th inning
TRIPLE: Alberto Callaspo, Kansas City, October 4, 2009
HOME RUN: Magglio Ordonez, 8th inning
GRAND-SLAM: Delmon Young, October 2, 2009 off Lenny DiNardo
WALK: Delmon Young, 12th inning
STRIKEOUT: Gerald Laird, 12th inning
STOLEN BASE: Gomez, October 4, 2009
WINNING PITCHER: Bobby Keppel
TWINS WIN: October 6 (Minnesota 6, Detroit 5)

MINNESOTA TWINS BALLPARKS

METROPOLITAN STADIUM



- » Construction began on June 20, 1955 and the facility opened in 1956 as the home of the Minneapolis Millers. Total cost of Metropolitan stadium was \$10.3 million
- » The Twins first game in Minnesota was played on April 21, 1961, a 5-3 loss to the Washington Senators.
- » The "Met" played host to the All-Star Game on July 13, 1965. The National League beat the American League 6-5.
- » Met Stadium also played host to the 1965 World Series and playoff games vs. Baltimore in 1969 and 1970.
- » A shared facility, Metropolitan Stadium was also the home of the Minnesota Vikings (1961) and Minnesota Kicks (1976).
- » Notable events such as a concert featuring the Eagles, Pablo Cruz and the Steve Miller Band (1978) as well as the Beatles (1965) took place at Met Stadium.
- » Jack Kralick and Dean Chance tossed the only two no-hitters by Twins pitchers at Metropolitan Stadium. Kralick's was on August 26, 1962 in a 1-0 win vs. Kansas City and Chance's was on August 6, 1967 in a 2-0 win vs. Boston.
- » On June 9, 1966 vs. Kansas City, the Twins set a Major League record by hitting five home runs in one inning (Rich Rollins, Zoilo Versalles, Tony Oliva, Don Mincher and Harmon Killebrew).
- » The longest home run ever hit by a Twins was on June 3, 1967 when Harmon Killebrew hit a 520 foot shot off Lou Burdette of the California Angels.
- » Several members of the Twins won Major League Baseball awards while playing at Met Stadium: they won three MVP Awards (Zoilo Versalles in 1965, Harmon Killebrew in 1969 and Rod Carew in 1977); one Cy Young Award (Jim Perry in 1970); three Rookie of the Year Awards (Tony Oliva in 1964, Rod Carew in 1967 and John Castino in 1979); one Manager of the Year Award (Sam Mele in 1965).
- » On September 22, 1968, Cesar Tovar became the second player in Major League history to play all nine positions in a game. He was also the first position player to start a game on the mound.

"MET" FIRSTS

GAME: April 21, 1961 vs. Washington Senators (Wash. 5, Min. 3)
ATTENDANCE: 24,606
GAME TIME TEMP: 63 degrees
PITCHER: Camilo Pascual, Minnesota
BATTER: Marty Keough, Washington (singled)
TWINS BATTER: Zoilo Versalles (popped up)
HIT: Single by Keough, 1st inning
RUN: Keough in 1st inning
SINGLE: Keough in 1st inning
DOUBLE: Lenny Green, Minnesota, 6th inning
TRIPLE: Roy Sievers, Chicago White Sox, May 1, 1961
HOME RUN: Dale Long, Washington, 1st inning
GRAND-SLAM: Mickey Mantle, New York Yankees, May 2, 1961, off Pascual
WALK: Danny O'Connell, Washington, 3rd inning
STRIKEOUT: Joe McClain, Washington, 3rd inning
STOLEN BASE: Jim Landis, Chicago White Sox, 7th inning
WINNING PITCHER: McClain
TWINS WIN: Saturday, April 22, 1961 (Minn. 5, Wash. 4)

"MET" LASTS

GAME: September 30, 1981 vs. Royals (KC 5, Min. 2)
ATTENDANCE: 15,900
GAME TIME TEMP: 56 degrees
PITCHER: Fredie Arroyo, Minnesota
BATTER: Roy Smalley, Minnesota (pop up)
TWINS BATTER: Smalley (pop up)
HIT: Single by Gary Ward, 9th inning
RUN: U.L. Washington, Kansas City, 4th inning
SINGLE: Ward in 9th inning
DOUBLE: Washington in 4th inning
TRIPLE: George Brett, Kansas City, September 9, 1981
HOME RUN: Clint Hurdle, Kansas City, 4th inning
GRAND-SLAM: Lenny Randle, April 27, 1981, off Don Cooper
WALK: Darryl Motley, Kansas City, 9th inning
STRIKEOUT: Ward in 6th inning
STOLEN BASE: Washington in 2nd inning
WINNING PITCHER: Larry Gura, Kansas City
TWINS WIN: Sunday, September 27 (Minn. 5, Tex. 2)

HISTORY OF THE TWINS UNIFORMS



1961-71 HOME



1961-71 ROAD



1972 HOME



1972 ROAD



Harmon Killebrew, Tony Oliva, Chuck Knoblauch, Paul Molitor, Kent Hrbek and Bert Blyleven model their era's Twins uniforms in this photo taken in 1999. The red, alternate jersey was worn by the Twins only during the 1999 season.



1973-86 HOME



1973-86 ROAD



1987-2009 HOME



1987-2009 ROAD

HISTORY OF THE TWINS UNIFORMS



1997- ALTERNATE HOME

* Blue hat with "M" also used



1997 ALTERNATE ROAD


* TC and red hat also used



2006-10 HOME ALTERNATE



2009 HOME ALTERNATE



The Twins unveiled new uniforms and new logos for their inaugural season in Target Field on November 16, 2009.



2010-PRESENT HOME



2010-PRESENT HOME ALTERNATE



2010-PRESENT HOME ALTERNATE



2010-PRESENT ROAD



2010-PRESENT ROAD ALTERNATE



TREASURE ISLAND BASEBALL NETWORK

2012 will mark the sixth season that the Minnesota Twins will control their radio broadcast rights. During the summer of 2010, the Twins announced an extension of the broadcast agreement with Hubbard Broadcasting.

The deal between the Twins and Hubbard Broadcasting began with the 2007 season, and calls for 1500ESPN to broadcast all regular and postseason games, along with at least 25 spring training games. As part of the agreement, the Twins produce the game broadcasts, including pre-game and post-game shows. 1500ESPN, and the stations of the network, also air a variety of Twins-related year-round ancillary programming including "The Ron Gardenhire Show", "Inside Twins" with General Manager Terry Ryan, and the off-season "Talkin' Twins" program.

The Twins-Hubbard agreement calls for the baseball team to assume control and development of the Treasure Island Baseball Network. Currently featuring 85 stations, the Twins and network distribution partner, the Minnesota News Network (MNN), continue efforts to expand the network. Historically, the network has been one of the

largest in all of Major League Baseball with hometown radio partners bringing Twins baseball to fans across five states. The Twins and MNN maintain their commitment to promoting the ballclub to fans throughout Twins Territory via the network, with special events such as Winter Caravan and active local affiliate promotion.

The Twins commitment to providing a high quality and entertaining broadcast will go hand-in-hand with preserving the club's rich radio broadcasting history and, in 2012, a new era begins when a new voice hits the airwaves. Cory Provus joins the team after a three-year stint with the Brewers and will handle the call for all 162 games, while Dan Gladden will share play-by-play duties for 140 games. Kris Atteberry is in his sixth season hosting the Pre Game Lineup Card and Post Game Download. He will also handle fill-in duties in the broadcast booth.

The Twins return to 107.5 La Mera Buena and 95.9 HOPE FM to broadcast at least 50 games in Spanish. Alfonso Fernandez begins his sixth season as play-by-play voice with Tony Oliva as the analyst.

TREASURE ISLAND BASEBALL NETWORK

Station	On Dial	City	Station	On Dial	City	Station	On Dial	City
KSTP	1500 AM	Twin Cities	KGLB	1310 AM	Glencoe	KPRM	870 AM	Park Rapids
KKIN	94.3 FM	Aitken	KMGK	107.1 FM	Glenwood	KGFX	1060 AM	Pierre, SD
KGIM	1420 AM/107.1 FM	Aberdeen, SD	KNOX	1310 AM	Grand Forks, ND	WCMP	100.9 FM	Pine City
KATE	1450 AM	Albert Lea	KOZY	1320 AM	Grand Rapids	KFIL	103.1 FM	Preston
KULO	94.3 FM	Alexandria	KNDC	1490 AM	Hettinger, ND	KRKI	99.5 FM	Rapid City, IA
KAUS	1480 AM	Austin	WMFG	1240 AM	Hibbing	KWNG	105.9 FM	Red Wing
KKCQ	96.7 FM	Bagley/Fosston	KOKK	1210 AM	Huron, SD	KROC	1340 AM	Rochester
WLMX	104.9 FM	Balsam Lake, WI	KDUZ	1260 AM	Hutchinson	KRWB	1410 AM	Roseau
KBUN	1450 AM	Bemidji	KSDM	104.1 FM	International Falls	WJON	1240 AM	St. Cloud
KBMO	1290 AM	Benson	KQDJ	1400 AM	Jamestown, ND	KMNS	620 AM	Sioux City, IA
KXMR	710 AM	Bismarck, ND	WYRQ	92.1 FM	Little Falls	KS00	1140 AM	Sioux Falls, SD
WQXJ	104.5 FM	Black Duck	KEYL	1400 AM	Long Prairie	KNUJ	107.3 FM	Sleepy Eye
KUAL	103.5 FM	Brainerd	KTOE	1420 AM	Mankato	KICD	1240 AM	Spencer, IA
KRWV	1360 AM	Buffalo	KMHL	1400 AM	Marshall	KNSP	1430 AM	Staples
KLCH	94.7 FM	Caledonia/LaCrosse	KGLO	1300 AM	Mason City, IA	KRVY	97.3 FM	Starbuck
KDAK	1600 AM	Carrington, ND	KMAV	105.5 FM	Mayville, ND	KTRF	1230 AM	Thief River Falls
KDNZ	1250 AM	Cedar Falls, IA	KCJB	910 AM	Minot, ND	KOVC	1490 AM	Valley City, ND
KCNZ	1650 AM	Cedar Falls, IA	KMGM	105.5 FM	Montevideo	KWAD	920 AM	Wadena
KROX	1260 AM	Crookston	WMOZ	106.9 FM	Moose Lake	KBMW	1450 AM	Wahpeton, ND
KARP	106.9 FM	Dassel/Litchfield	KMRS	1230 AM	Morris	KAKK	1570 AM	Walker
KDLM	1340 AM	Detroit Lakes	KGZE	95.1 FM	New Hampton, IA	KWAT	950 AM	Watertown, SD
KDLR	1240 AM	Devils Falls, ND	KCHK	1350 AM	New Prague	KDJS	1590 AM	Willmar
KLTC	1460 AM	Dickinson, ND	WIXK	1590 AM	New Richmond, WI	KDOM	1580 AM	Windom
KDAL	610 AM	Duluth	KNUJ	860 AM	New Ulm	KDOM	94.3 FM	Windom
WELY	1450 AM/94.5 FM	Ely	KYMN	1080 AM	Northfield	KWNO	1230 AM	Winona
KFGO	790 AM	Fargo, ND	KDDR	1220 AM	Oakes, ND	KWOA	730 AM	Worthington
KDHL	920 AM	Faribault	KDIO	1350 AM	Ortonville	WNAX	570 AM	Yankton, SD
KJK	1020 AM	Fergus Falls	KRFO	1390 AM	Owatonna			

TWINS' 2012 RADIO BROADCASTERS



CORY PROVUS

PLAY-BY-PLAY/ANALYST

Cory Provus joins the Twins radio broadcast team in 2012, sharing play-by-play and analyst duties for all regular and postseason games, plus 25 spring training contests. Provus, 33, spent the past three seasons (2009-11) in Milwaukee, where he shared play-by-play responsibilities with Hall of Famer Bob Uecker on WTMJ-AM and the Brewers Radio Network.

The Chicago native began his Major League Baseball broadcast career in 2007 as the Chicago Cubs Pre and Post Game Show host. He also handled play-by-play duties, backing up Pat Hughes during games, and anchored the morning and afternoon drive sportscasts as a reporter for WGN-AM in Chicago. In addition to baseball, Provus does NCAA basketball play-by-play for ESPN3.

In June of 2006, Provus was named the voice of the University of Alabama-Birmingham Blazers. At UAB, he handled radio play-by-play for UAB football, men's basketball and baseball. He also hosted the weekly coaches' radio and television shows. While at UAB, he was named the 2006 Radio Sportscaster of the Year by the Alabama Broadcasters Association.

Provus also has various experience hosting studio shows, managing production and doing play-by-play for various International Sports Properties. He handled play-by-play for the Conference USA Football Championship Game, the ACC Men's Basketball Tournament and various play-by-play duties for Georgia Tech, Wake Forest and Virginia Tech baseball, football and basketball.

A graduate of the S.I. Newhouse School of Public Communications at Syracuse University, Provus also worked at WAER-FM in Syracuse from 1996-2000, handling radio play-by-play and acting as studio host for Orange football, basketball and lacrosse.

Provus and his wife, Dana, make their home in St. Louis Park, MN.



DAN GLADDEN

PLAY-BY-PLAY/ANALYST

Former Twins' fan favorite Dan Gladden enters his 13th year in the Twins radio broadcast booth, his ninth serving as a full-time analyst.

Gladden played in the Major Leagues for 11 years and retired from professional baseball following the 1994 season. He finished his career batting .270 with 203 doubles, 40 triples, 74 home runs, 446 rbi and 221 stolen bases in 1,197 games.

He made his big league debut in 1983 with the San Francisco Giants, with whom he played for three seasons, and was named to both Topps' and Baseball Digest All-Rookie teams in 1984. He was acquired along with pitcher David Blakely by Minnesota in exchange for pitchers Jose Dominguez, Bryan Hickerson and Ray Velasquez on March 31, 1987 and spent five years with the Twins before signing as a free agent with Detroit in 1992. He spent his last year in professional baseball playing for the Yomiuri Giants of the Japanese Central League in 1994. From there, Gladden was a Major League advance scout for the Colorado Rockies from 1996-98 and a minor league roving instructor for San Francisco in 1999.

Always known as a fiery competitor, Gladden was a key ingredient in the Twins' 1987 and '91 World Championships. His grand slam home run in Game 1 of the '87 Series vs. St. Louis, capped a seven-run 4th inning and he scored the game-winning run in the 10th inning in Game 7 of the '91 Series vs. Atlanta.

Dan, wife Janice and daughters Ashley and Whitney, make their home in Eden Prairie, MN.



KRIS ATTEBERRY

STUDIO HOST/PLAY-BY-PLAY

Kris Atteberry begins his sixth season as the studio host on the Twins Radio Network for the TRN Lineup Card and Postgame Download, after spending five summers (2002-06) calling games on radio and television for the St. Paul Saints. He has also served as the voice of Montana State football and basketball from 2002-06.

Atteberry, 39, is a native of Bozeman, Montana and a 1996 graduate of Stanford University with a degree in English Literature. Kris, wife Jennifer and daughter Jessica reside in the Twin Cities.

TREASURE ISLAND BASEBALL NETWORK PRODUCTION CREW

Game Producer	Mark Genosky
Studio Host/Play-by-Play	Kris Atteberry
Venue Engineer/Director	Kyle Hammer
Associate Producer/Engineer	Drew Halverson
Production Assistant	Nathan Rowan, Rose Stepanek

TWINS' 2012 TELEVISION BROADCASTERS



BERT BLYLEVEN

TWINS TELEVISION, COLOR ANALYST

This will be the Dutchman's 17th full season as color commentator for the Twins. Blyleven, who pitched in the Major Leagues for 23 years, including 11 seasons with the Twins, retired following the 1992 season. He was elected to the National Baseball Hall of Fame on January 5, 2011 and was inducted on July 24, 2011 in Cooperstown, NY. Blyleven served as pitching coach of Team Netherlands in the 2009 World Baseball Classic.

The native of Zeist, Holland, broke in with the Twins in 1970 at the age of 19. He retired at the age of 42 and is one of only three Major League pitchers of all-time to win a Major League game before his 20th birthday and after his 40th birthday (Herb Pennock and Mike Morgan). Blyleven also pitched at the Major League level with Texas, Pittsburgh, Cleveland and California. As a Twins starter, Bert had 345 career starts and a combined record of 149-138, 3.28 ERA and still holds the club record for strikeouts (2,035), shutouts (29) and complete games (141). He posted double figure wins in 17 different seasons. As a member of the Twins, he became a 20-game winner in 1973 (20-17, 2.52) tossing 25 complete games in his 40 starts, including nine shutouts and 325.0 innings. One of his most memorable moments occurred in 1977 when as a member of the Texas Rangers, Bert tossed a no-hitter defeating California 6-0 at Anaheim Stadium.

On baseball's all-time list, Blyleven ranks fifth in strikeouts (3,701), 10th in games started (685), ninth in shutouts (60), 14th in innings pitched (4,970.1), and tied for 26th in wins (287). He was voted A.L. Rookie Pitcher of the Year in 1970 and A.L. Comeback Player of the Year in 1989. Bert pitched in two All-Star Games, three Championship series and two World Series with the Twins and Pirates. Blyleven was selected as a right-handed pitcher on the Twins' 40th Season Anniversary All-Time Team in 2000 and was named one of the "50 Greatest Twins" in 2010.

While nurturing a reputation as a practical joker on the field and in the booth, Bert has demonstrated a serious side off the field when it involves community service. He continues to work with a host of charities for a variety of worthwhile causes including the Ronald McDonald House.



DICK BREMER

TWINS TELEVISION, PLAY-BY-PLAY

The 2012 season will be Dick Bremer's 31st season as a broadcaster for the Twins. Bremer, who graduated from St. Cloud State in 1978, began with the Twins in 1983 broadcasting games for Spectrum Sports. He remained there until 1985 and re-joined the team in 1987, working a two-year stint for TwinsVision. He worked with WCCO-TV and Midwest Sports Channel from 1989-2001.

The Staples (MN) High School grad has also been the voice of University of Minnesota basketball, football and hockey and has called games for University of Iowa basketball and the Minnesota North Stars in his 31-year career.

Dick and his wife Heidi, along with their son Erik and daughter Hannah, make their home in Saint Michael, MN.

TWINS TELEVISION PRODUCTION CREW

Producers.....	Trevor Fleck John Stroh
Directors	Matt Gangl Dave Higgins
Pre/Post Game Producer	Max Michalak
Pre/Post Game Hosts and Sideline Reporters.....	Marney Gellner Robby Incmikoski Anthony Lapanta
Pre/Post Game Analysts.....	Ron Coomer Tim Laudner Roy Smalley
Graphics	Sarah Servetnick Bruce Wolfe

TWINS' 2012 SPANISH RADIO BROADCASTERS



ALFONSO FERNANDEZ

SPANISH RADIO, PLAY-BY-PLAY

Fernandez begins his seventh season in 2012 with the Minnesota Twins serving as the Spanish play-by-play announcer.

Fernandez has served as the Spanish broadcast voice for the Minnesota Timberwolves and Minnesota Vikings for five seasons.

Prior to his move to Minnesota, Fernandez called the action in Spanish for the Los Angeles Lakers from 1988-1990, Los Angeles Clippers (1993-1995) and the National Football League's Los Angeles Rams (1987-1991).

He was the first to broadcast basketball in Spanish in the Los Angeles area and has spent 31 years behind the microphone.

Fernandez and his wife, Rosalia, make their home in White Bear Lake, Minnesota.



TONY OLIVA

SPANISH RADIO, ANALYST

Pedro 'Tony' Oliva Jr., or 'Tony-O' to those who followed his 24-year career as a Twins' player and coach, was a man who seemed to excel in all aspects of the game. He could hit for power and average, run, field and throw, and his versatility made him one of the most feared hitters of his day.

Tony-O collected 1,917 hits and retired with a .304 career average. He is the only player to win batting titles in his first two seasons and was the winner of three in his 15-year career, which still stands as the club's longevity mark. His prowess as a hitter was demonstrated in the fact that he led the league in hits five times,

and his 220 career home runs rank third all-time among Twins. If not for knee problems which cut his career short, Oliva would have been a certain choice for the National Baseball Hall of Fame.

Oliva, the 1964 American League Rookie of the Year, began his coaching career in 1976. He now works as a hitting instructor in the Twins' minor league system and scouts for the club. He had his number 6 retired July 14, 1991, and was selected to the Twins' 25th Anniversary Team in 1986 and the 40th Season Anniversary All-Time Team in 2000. He was inducted into the Twins Hall of Fame on August 12, 2000, and was named one of the "50 Greatest Twins" in 2010.



DID YOU *Know?*

...that Harmon Killebrew is the only Twin to lead the American League in home runs.

"Killer" led the league in 1962, 1963, 1964, 1967 and 1969.

TWINS' BROADCAST TEAMS

1961:	WCCO & WTCN-TV — Ray Scott, Bob Wolff, Halsey Hall	1984:	WCCO — Carneal, Joe Angel KMSP-TV — Kurtz, Ted Robinson SPECTRUM SPORTS — Bremer, Killebrew	2000:	WCCO — Carneal, Gordon, Dan Gladden KMSP-TV/MSC — Bremer, Blyleven
1962:	WCCO & WTCN-TV — Scott, Herb Carneal, Hall	1985:	WCCO — Carneal, Angel KMSP-TV — Kurtz, Killebrew SPECTRUM SPORTS — Bremer, Killebrew	2001:	WCCO — Carneal, Gordon, Gladden KMSP-TV/MSC — Bremer, Blyleven
1963:	WCCO & WTCN-TV — Scott, Carneal, Hall	1986:	WCCO — Carneal, Angel KMSP-TV — Kurtz, Killebrew	2002:	WCCO — Carneal, Gordon, Gladden FSN — Bremer, Blyleven
1964:	WCCO & WTCN-TV — Scott, Carneal, Hall	1987:	WCCO — Carneal, John Gordon KMSP-TV — Killebrew, John Rooney TWINSVISION — Bremer, Quilici	2003:	WCCO — Carneal, Gordon, Gladden FSN — Bremer, Blyleven
1965:	WCCO & WTCN-TV — Scott, Carneal, Hall	1988:	WCCO — Carneal, Gordon KMSP-TV — Robinson, Jim Kaat TWINSVISION — Bremer, Killebrew	2004:	WCCO — Carneal, Gordon, Gladden Victory Sports — Bremer, Blyleven
1966:	WCCO & WTCN-TV — Scott, Carneal, Hall	1989:	WCCO — Carneal, Gordon WCCO-TV/MSC — Robinson, Kaat, Bremer	2005:	WCCO — Carneal, Gordon, Gladden FSN — Bremer, Blyleven
1967:	WCCO & WTCN-TV — Carneal, Merle Harmon, Hall	1990:	WCCO — Carneal, Gordon WCCO-TV/MSC — Robinson, Kaat, Bremer, Tom Mee	2006:	WCCO — Carneal, Gordon, Gladden FSN — Bremer, Blyleven
1968:	WCCO & WTCN-TV — Carneal, Merle Harmon, Hall	1991:	WCCO — Carneal, Gordon WCCO-TV/MSC — Robinson, Kaat, Bremer	2007:	TRN — Carneal, Gordon, Gladden, Morris FSN — Bremer, Blyleven
1969:	WCCO & WTCN-TV — Carneal, Merle Harmon, Hall	1992:	WCCO — Carneal, Gordon WCCO-TV/MSC — Robinson, Kaat, Bremer, Powell	2008:	TRN — Gordon, Gladden, Morris FSN — Bremer, Blyleven
1970:	WCCO — Carneal, Ray Christensen, Al Shaver, Hall WTCN-TV — Carneal, Frank Buetel, Hall	1993:	WCCO — Carneal, Gordon, Powell WCCO-TV/MSC — Bremer, Al Newman, Tommy John, Bob Carpenter, Chad Hartman	2009:	WCCO — Gordon, Gladden, Morris, Kris Atteberry FSN — Bremer, Blyleven
1971:	WCCO — Carneal, Christensen, Hall WTCN-TV — Buetel, Bob Allison, Hall	1994:	WCCO — Carneal, Gordon, Powell WCCO-TV/MSC — Bremer, John, Hartman, Gene Larkin, Bert Blyleven, Kent Hrbek, Ryan Lefebvre	2010:	TRN — Gordon, Gladden, Morris, Atteberry FSN — Bremer, Blyleven SPANISH RADIO — Alfonso Fernandez Tony Oliva
1972:	WCCO — Carneal, Christensen, Hall WTCN-TV — Buetel, Lynn Faris, Hall	1995:	WCCO — Carneal, Gordon, Powell WCCO-TV/MSC — Bremer, John, Blyleven, Lefebvre	2011:	TRN — Gordon, Gladden, Morris, Atteberry, Bob Kurtz, Ted Robinson FSN — Bremer, Blyleven SPANISH RADIO — Fernandez, Oliva
1973:	WCCO — Carneal, Christensen WCCO-TV — Scott, Ralph Fritz	1996:	WCCO — Carneal, Gordon, Powell WCCO-TV/MSC — Bremer, Al Newman, Tommy John, Bob Carpenter, Chad Hartman	2012:	TRN — Provus, Gladden, Atteberry FSN — Bremer, Blyleven SPANISH RADIO — Fernandez, Oliva
1974:	WCCO — Carneal, Larry Calton WCCO-TV — Fritz, Calton	1997:	WCCO — Carneal, Gordon WCCO-TV/MSC — Bremer, Blyleven, Lefebvre		
1975:	WCCO — Carneal, Calton WTCN-TV — Scott, Calton, Joe Boyle	1998:	WCCO — Carneal, Gordon, Lefebvre KMSP-TV/MSC — Bremer, Blyleven, Lefebvre		
1976:	WCCO — Carneal, Frank Quilici WTCN-TV — Boyle, Harmon Killebrew	1999:	WCCO — Carneal, Gordon, Anthony LaPanta KMSP-TV/MSC — Bremer, Blyleven, Paul Molitor		
1977:	WCCO — Carneal, Quilici WTCN-TV — Boyle, Killebrew				
1978:	WCCO — Carneal, Joe McConnell WTCN-TV — Boyle, Killebrew				
1979:	WCCO — Carneal, McConnell KMSP-TV — Bob Kurtz, Larry Osterman				
1980:	WCCO — Carneal, Quilici KMSP-TV — Kurtz, Osterman				
1981:	WCCO — Carneal, Quilici KMSP-TV — Kurtz, Osterman				
1982:	WCCO — Carneal, Quilici KMSP-TV — Kurtz, Osterman				
1983:	WCCO — Carneal, Tim Morel, Ron Weber KMSP-TV — Kurtz, Osterman SPECTRUM SPORTS — Dick Bremer, Pat Hughes				

CHAIRMEN - TWIN CITIES CHAPTER BASEBALL WRITERS ASSOCIATION OF AMERICA

1961	Charles Johnson	Minneapolis Star and Tribune
1962	Bill Boni	St. Paul Dispatch-Pioneer Press
1963	Tom Briere	Minneapolis Tribune
1964	Arno Goethel	St. Paul Pioneer Press
1965	Bob Martel	United Press International
1966	Bill Hengen	Minneapolis Star
1967	Lew Ferguson	Associated Press
1968	Glenn Redmann	St. Paul Dispatch
1969	Sid Hartman	Minneapolis Tribune
1970	Mike Lamey	Minneapolis Star
1971	Bob Fowler	St. Paul Pioneer Press
1972	Dick Gordon	Minneapolis Star
1973	Pat Thompson	Associated Press
1974	Dan Stoneking	Minneapolis Star
1975	Patrick Reusse	St. Paul Pioneer Press
1976	Jon Roe	Minneapolis Tribune
1977	Carl Peterson	St. Paul Pioneer Press
1978	Max Nichols	Minneapolis Star
1979	Mike Augustin	St. Paul Pioneer Press
1980	Scott Papillon	Associated Press
1981	Doug Grow	Minneapolis Star
1982	Joe Soucheray	Minneapolis Tribune
1983	Charley Walters	St. Paul Pioneer Press
1984	Howard Sinker	Minneapolis Star and Tribune
1985	Curt Brown	St. Paul Pioneer Press Dispatch
1986	Carrie Muskat	United Press International
1987	Gregg Wong	St. Paul Pioneer Press Dispatch
1988	Mike Nadel	Associated Press
1989	Mark Vancil	Minneapolis Star Tribune
1990	Tom Powers	St. Paul Pioneer Press Dispatch
1991	Jeff Lenihan	Star Tribune
1992	Jim Caple	St. Paul Pioneer Press
1993	Steve Aschburner	Star Tribune
1994	Bob Sanssevere	St. Paul Pioneer Press
1995	Scott Miller	St. Paul Pioneer Press
1996	Ron Lesko	Associated Press
1997	Dan Barreiro	Star Tribune
1998	Jim Souhan	Star Tribune
1999	Greg Johnson	St. Paul Pioneer Press
2000	LaVelle E. Neal III	Star Tribune
2001	Gordon Wittenmyer	St. Paul Pioneer Press
2002	Dave Campbell	Associated Press
2003	LaVelle E. Neal III	Star Tribune
2004	LaVelle E. Neal III	Star Tribune
2005	LaVelle E. Neal III	Star Tribune
2006	LaVelle E. Neal III	Star Tribune
2007	LaVelle E. Neal III	Star Tribune
2008	LaVelle E. Neal III	Star Tribune
2009	LaVelle E. Neal III	Star Tribune
2010	LaVelle E. Neal III	Star Tribune
2011	LaVelle E. Neal III	Star Tribune
2012	LaVelle E. Neal III	Star Tribune

BBWAA - TWIN CITIES CHAPTER

Mike Bass
St. Paul Pioneer Press

Pat Borzi
Honorary Member

Dennis Brackin
Star Tribune

Dave Campbell
Associated Press

Joe Christensen
Star Tribune

Glen Crevier
Star Tribune

Barry Fritz
Associated Press

Ben Goessling
Pioneer Press

Sid Hartman
Star Tribune

Jon Krawczynski
Associated Press

Phil Miller
Star Tribune

LaVelle E. Neal III
Star Tribune

Tom Powers
St. Paul Pioneer Press

Glenn Redmann
Honorary Member

Patrick Reusse
Star Tribune

Bob Sanssevere
St. Paul Pioneer Press

John Shipley
St. Paul Pioneer Press

Howard Sinker
Star Tribune

Jim Souhan
Star Tribune

Charley Walters
St. Paul Pioneer Press

Gregg Wong
Honorary Member

PUBLIC RELATIONS DIRECTORY

	CONTACT	OFFICE	PRIVATE
COMMISSIONER'S OFFICE	Patrick Courtney Phyllis Merhige Katy Feeney Mike Teevan	212-931-7878	931-7878 931-7616 931-7706 931-7879
BALTIMORE ORIOLES	Monica Pence Jeff Lantz	410-547-6150	410-547-6160 547-6106
BOSTON RED SOX	Pam Ganley Leah Tobin	617-226-6000	617-226-6676 226-6519
CHICAGO WHITE SOX	Bob Beghtol Ray Garcia	312-674-1000	312-674-5303 674-5306
CLEVELAND INDIANS	Bart Swain Court Berry-Tripp	216-420-4200	216-420-4386 420-4380
DETROIT TIGERS	Brian Britten Rick Thompson	313-471-2000	313-471-2276 471-2114
KANSAS CITY ROYALS	Mike Swanson David Holtzman	816-921-8000	816-504-4362 504-4368
LOS ANGELES ANGELS	Tim Mead Eric Kay	714-940-2000	714-940-2003 940-2173
MINNESOTA TWINS	Mike Herman Dustin Morse Molly Gallatin Mitch Hestad	612-659-3400	612-659-3471 659-3472 659-3475 659-3473
NEW YORK YANKEES	Jason Zillo Jason Latimer	718-293-4300	718-579-4515 579-4519
OAKLAND ATHLETICS	Mike Selleck Kristy Fick	510-638-4900	510-563-2233 563-2236
SEATTLE MARINERS	Tim Hevly Jeff Evans	206-346-4000	206-346-4402 346-4408
TAMPA BAY RAYS	Rick Vaughn Dave Haller	727-825-3137	727-825-3242 825-3485
TEXAS RANGERS	John Blake Rich Rice	817-273-5222	817-273-5208 273-5204
TORONTO BLUE JAYS	Jay Stenhouse Mal Romanin Erik Grossman	416-341-1303	416-341-1248 341-1249 341-1252
ARIZONA DIAMONDBACKS	Josh Rawitch Casey Wilcox Pat O'Connell	602-462-6500	602-462-6746 462-6661 462-6586
ATLANTA BRAVES	Brad Hainje Adrienne Midgley	404-522-7630	404-614-1307 614-1556
CHICAGO CUBS	Peter Chase Jason Carr	773-404-2827	773-404-4020 404-4023
CINCINNATI REDS	Rob Butcher Larry Herms	513-765-7800	513-765-7090 765-7092
COLORADO ROCKIES	Jay Alves Nick Piburn	303-292-0200	303-312-2326 312-2329
FLORIDA MARLINS	Matt Roebuck Marty Sewell	305-626-7476	305-626-7476 626-7474
HOUSTON ASTROS	Gene Dias TBA	713-259-8000	713-259-8985 259-8988
LOS ANGELES DODGERS	Joe Jareck Jon Chapper	323-224-1500	323-224-1549 224-1589
MILWAUKEE BREWERS	Mike Vassallo John Steinmiller	414-902-4400	414-902-4482 414-902-4470
NEW YORK METS	Jay Horwitz Shannon Dalton	718-507-6387	718-565-4330 565-4323
PHILADELPHIA PHILLIES	Greg Casterioto Kevin Gregg	215-463-6000	215-218-5297 218-5127
PITTSBURGH PIRATES	Jim Trdinich Dan Hart	412-323-5000	412-325-4728 325-4976
ST. LOUIS CARDINALS	Brian Bartow Melody Yount Chris Tunno	314-345-9600	314-345-9313 345-9470 345-9781
SAN DIEGO PADRES	Warren Miller Brett Picciolo	619-795-5265	619-795-5260 795-5262
SAN FRANCISCO GIANTS	Jim Moorehead Matt Chisolm	415-972-2000	415-972-2449 972-2441
WASHINGTON NATIONALS	John Dever Mike Gazda	202-640-7000	202-640-7437 640-7417

TWINS' SPRING TRAINING MEDIA POLICIES

SPRING CREDENTIALS

Credentials for accredited news media for Spring Training games are available through an application at <https://credentials.mlb.com>. These will be issued only to daily newspaper reporters who will be covering the club, home and road, and to area radio and TV sports reporters and camera crews who will be covering on a regular basis. All other media entities will be credentialed on a per-game basis (including parking) through an application at <https://credentials.mlb.com>.

No fax or email requests will be accepted unless approved by the Baseball Communications department. Transfer of working press credential will result in the termination of coverage privileges for the individuals involved. A photo ID and signature are required for credential pick-up at the VIP Window.

FIELD ACCESS

Allowed during batting practice and other workouts during the early training period, but once the game schedule begins the field must be cleared at the end of visitors' batting practice. All reporters must confine themselves to foul territory between 1st and 3rd base. Workouts begin daily at approximately 9:00 a.m.

DINING ROOM ACCESS

Available only to those media credentialed to cover that day's game, for a \$5 charge. This room will open at 11:30 a.m. for day games (5:30 p.m. for night games) and will close at gametime. Working photographers will be permitted in the press dining room on the same basis as other reporters.

PRESSBOX ACCESS

Permitted only to members of the Baseball Writers' Association of America (BBWAA) and to coverage reporters of area daily newspapers and radio and TV stations. Weekly newspapers can be accommodated only on a space-available basis. Wireless internet is available.

CLUBHOUSE ACCESS

Limited to members of the Baseball Writers' Association of America (BBWAA) and to coverage reporters of area daily newspapers and radio and TV stations. The clubhouse will be open prior to and following workouts during the pre-schedule workout period with certain exceptions. During the game schedule, the clubhouses will be closed at the end of batting practice until five minutes after games. Clubhouse access is limited to the player-locker area and the manager's office. The training room, exercise room and equipment rooms are off-limits to all media. No still cameras are allowed in the clubhouse.

INTERVIEWS

Players will accommodate when possible where on-field interviews are concerned. Any in-studio appearances or appearances on the player's own time must be set up through the Baseball Communications department.

RADIO & TV

No cameras will be allowed in the clubhouse prior to games and workouts. Television cameras will be allowed in the clubhouse after games and workouts. Feature material should be filmed on the field during batting practice. Post-game interviews may be conducted on the field or in the clubhouse for both TV and radio.

CAMERA POSITIONS

Several camera positions are available for shooting during the game, but no cameras will be allowed on the field itself. The center field position will be for game television cameras only, as will the low home position, unless cleared through the Baseball Communications department. High and low, 1st and 3rd base will be credentialed on a space-available basis. Any photographers shooting from the field photo pits will only be allowed to leave or change positions between innings.

PHOTOGRAPHERS

No still photographers will be allowed on the field during the game or in the clubhouse at any time. There are at least four positions from which photographers may shoot during games. On the first day of full squad workouts, photographers will be allowed the freedom of the field during the exercise period, but must stay in foul territory during the actual workout times. On all other days, all media personnel must stay in foul territory and no farther down the lines than 1st and 3rd base. No photographs are to be taken from the baseball press box.

PHOTO DAY

Will be on Monday, February 27, beginning at 8:00 a.m., sharp. All photographers seeking file head shots are asked to cooperate by doing this on Photo Day, when the players will be made available in an assembly line fashion to accommodate all accredited news services.

AUTOGRAPHS

Professional journalists do NOT ask for autographs. Any media members asking for autographs will have their credentials revoked.

TICKETS

May be purchased by coverage personnel out of a block held for this purpose. These tickets are for personal use only and advance notice is recommended to increase chance of availability.

FOR ADDITIONAL INFORMATION: Call or e-mail Mike Herman (612) 366-0428 or mikeherman@twinsbaseball.com or Dustin Morse (612) 325-8184 or dustinmorse@twinsbaseball.com.

SPRING TRAINING RECORDS

This is the 22nd year the Twins are training at Lee County Sports Complex after having trained at Orlando's Tinker Field from 1936-1990. The Twins' minor league training drills were switched from Melbourne to Terry Park in Fort Myers in 1990 and the entire organization was united at the Lee County Complex in 1991.

Complete spring training team statistics have been kept only since 1965. The various categorical highs since then have been as follows:

INDIVIDUAL RECORDS

BATTING

Average (25+ AB).....	490, Hisle, 1977
Games.....	28, Maxwell, 2000 and Tyner, 2007
At-Bats.....	96, Puckett, 1985
Runs.....	24, Gaetti, 1983
Hits.....	35, Allen, 1999
Total Bases.....	67, Gaetti, 1983
Singles.....	32, Allen, 1999
Doubles.....	10, Koskie, 2001
Triples.....	5, Guzman, 2000
Home Runs.....	10, Gaetti, 1983
RBI.....	31, Ward, 1983
Walks.....	20, Killebrew, 1966
Strikeouts.....	22, Carew, 1967
Stolen Bases.....	8, Cole, 1994
Caught Stealing.....	4, Killebrew, 1971 J. Nettles, 1973 Lawton, 1996
GDP.....	7, Walker, 2000
Sacrifice Hits.....	4, Wifong, 1978
Sacrifice Flies.....	4, Darwin, 1974 Hocking, 2001
Hit-by-Pitcher.....	4, Gaetti, 1988 Cordova, 1996

PITCHING

Wins.....	5, Blyleven, 1975 O'Connor, 1983 Viola, 1985 Lohse, 2006
Losses.....	4, Grant & Kaat, 1967 Aldred, 1997
Saves.....	5, Grzenda, 1969 Sanders, 1973
Pct.....	1.000 (5-0), O'Connor, 1983 1.000 (4-0), Mays, 2002 1.000 (5-0), Lohse, 2006
ERA (20+ ip).....	0.33, Blyleven, 1973
Innings Pitched.....	38, Perry, 1970
Hits.....	48, Blyleven, 1971 Koonsman, 1981
Runs.....	28, Grant, 1967
Earned Runs.....	26, Rodriguez, 1998
Home Runs.....	8, Butcher, 1986
Walks.....	24, Decker, 1975
Strikeouts.....	30, Liriano, 2010
Games.....	13, Davis, 1986
Games Started.....	8, Grant, 1965
Complete Games.....	1, many players
Hit-Batsmen.....	3, many players
Wild Pitches.....	5, Decker, 1975 Morris, 1991

TEAM RECORDS

BATTING

Average.....	327, 1983
At-Bats.....	1,281, 1998
Runs.....	199, 2001
Hits.....	363, 1998
Total Bases.....	546, 2001
Singles.....	275, 1998
Doubles.....	74, 2004
Triples.....	15, 1977
HR.....	36, 2003
RBI.....	180, 2001
Walks.....	127, 1977
Strikeouts.....	218, 1998
Stolen Bases.....	28, 1977 & '89
Caught Stealing.....	20, 1973
GDP.....	49, 1996
Sacrifice Hits.....	15, 1979
Sacrifice Flies.....	16, 1989
Hit-by-Pitcher.....	20, 2002

PITCHING

Wins.....	21, 1991
Losses.....	22, 1974
Saves.....	12, 1972 & '73
Win Pct.....	.739 (17-6), 1983
ERA.....	2.82, 1972
Innings Pitched.....	322, 1998
Hits.....	387, 1997
Runs.....	220, 1997
Earned Runs.....	195, 1997
Home Runs.....	44, 2000
Walks.....	123, 1970
Strikeouts.....	194, 2010
Games Started.....	37, 1998
Complete Games.....	2, 1979
Relief App.....	140, 2004
Shutouts.....	5, 1973
Hit-Batsmen.....	15, 1997
Wild Pitches.....	26, 2001

PRE-GAME WORKOUT SCHEDULE AT THE LEE COUNTY SPORTS COMPLEX

1:05 PM Start

Twins Hitting	10:15 a.m.-11:15 a.m.
Visitors Hitting	11:15 a.m.-12:15 p.m.
Twins Infield	12:15-12:30
Visitors Infield	12:30-12:45
Field Preparation	12:45- 1:05

7:05 PM Start

Twins Hitting	4:15-5:15
Visitors Hitting	5:15-6:15
Twins Infield	6:15-6:30
Visitors Infield	6:30-6:45
Field Preparation	6:45-7:05

SPRING TRAINING RECORDS

MISCELLANEOUS RECORDS

One-run games, Won	14, 1989
One-run games, Lost	9, 1988
Extra-innings, Won	4, 1968 & '96
Extra-innings, Lost	5, 1967
Night games, Won	5, 1973 & '75
Night games, Lost	3, many years
Day games, Won	20, 1991 & '04
Day games, Lost	21, 1998
Home games, Won	13, 1991
Home games, Lost	11, 1997
Road games, Won	11, 2003
Road games, Lost	13, 1988
Vs. Right-handers, Won	15, 1996, '01 & '04
Vs. Right-handers, Lost	17, 1999
Vs. Left-handers, Won	13, 1991
Vs. Left-handers, Lost	12, 1974
Vs. A.L., Won	15, 1991
Vs. A.L., Lost	15, 1998
Vs. N.L., Won	11, 1973, '89 & '04
Vs. N.L., Lost	13, 1974 & '86
Double plays, Twins	41, 1991
Double plays, Opp	49, 1996
Errors, Team	44, 1967
Errors, Opp	47, 1991
Errors, Ind.	9, Ferrer, 1974 Meares, 1996
Left-on-base, Twins	258, 1998
Left-on-base, Opp	257, 1998

Attendance, Season	
Home	170,497 (15), 2010 (two exhibition games at Target Field)
Road	118,111 (17), 1988
Florida	
Orlando	58,796 (14), 1989
Lee County	129,543 (17), 2008
Road	86,669 (16), 2005
Average, Season	
Orlando	7,443 (16), 1989
Lee County	7,808 (16), 2007
Road	7,304 (16), 1996
Average, Florida	
Orlando	4,258 (12), 1988
Lee County	8,091 (16), 2011
Road	5,417 (16), 2005
Attendance, Game High	
Home	35,100, Chicago (NL), April 1, 1989 at Metrodome
Road	37,637, Colorado, March 30, 1996 at Denver
Florida	
Orlando	5,488, Los Angeles, March 29, 1964
Lee County	8,207, Philadelphia, March 21, 2008
Road	10,251, New York, March 7, 1999
Attendance, Game Low	
Orlando	432, Philadelphia, April 3, 1974
Lee County	1,389, Texas, April 18, 1995
Road	300, Montreal, March 14, 1974

LEE COUNTY SPORTS COMPLEX

The Twins will spend their 22nd spring training season at the Lee County Sports Complex in 2012. Spurred by the state-of-the-art facility, the Twins won the 1991 World Series after enjoying their most successful spring training camp in history as they posted a record-high 21 wins. In the 21 years the Twins have drawn at total of 2,153,848 fans for 336 dates, an average of 6,410 per game (total does not include 17 replacement games in 1995 which drew 49,240 fans).

Located south of the city of Fort Myers near Interstate 75, the Lee County Complex is home to the Twins and their six minor league affiliates. It features five full and two half-fields, the centerpiece of which is an 8,010-seat stadium in which the Major League Twins play their exhibition games and conduct some of their daily workouts. The main stadium was renamed Bill Hammond Stadium late in the 1994 spring season in honor of Deputy County Manager who was instrumental in getting the complex approved and bringing the Twins to Lee County.

The Sports Complex is the home to two of Minnesota's minor league affiliates, housing both the Miracle of the Class A Florida State League and the Rookie level Gulf Coast League Twins.

Complete home and visiting clubhouses are included in the stadium proper, and complete facilities for the minor league teams are contained in a building adjacent to their playing fields. A 6,000 square foot state-of-the-art fitness training room and conference center was built next to the minor league facility, which opened at the start of the 2005 spring training. During the winter of 2007, Lee County and the Twins implemented a variety of improvements to Hammond Stadium, including installation of a

grassy berm (featuring lawn seating for 230 fans) adjacent to right field and relocation of the visiting team bullpen to the right-field corner; installation of a drink rail (featuring 50 ticketed locations) and party deck behind the grass berm; installation of two new rows of seats (125 seats in total) at field level between the dugouts. Prior to the start of the 2008 spring schedule, new lights and seats were put in at Hammond Stadium.

The major league club's administrative offices are located in the stadium, with the minor league department's offices in the building adjacent to its fields.

The complex also features a softball complex and other athletic facilities for use by Lee County organizations, plus an eight-acre water-management lake for public fishing.

The Twins trained in Orlando, Florida, from 1936 (with the exception of the war years of 1943, '44 and '45, when they conditioned in College Park, Maryland) to 1990, and their minor league clubs moved to Terry Park in Fort Myers in 1990, after headquartering in Melbourne, Florida, from 1964-89.

The Lee County Sports Complex, a \$14,000,000 undertaking, was completed in February, 1991. Lescher and Mahoney, an architectural and engineering firm based in Tampa, Florida, were the lead architects for the project, with design assistance from Ellerbe-Becket of Kansas City, Missouri. Case Contracting Company of Plant City, Florida, was the contractor.

On August 3, 2004, the Twins signed an extension with Lee County for use of the complex through 2020.



ATTENDANCE AT HAMMOND STADIUM

Year	Dates	Attendance	Average	Year	Dates	Attendance	Average
1991	18	123,753	6,875	2003	15	106,209	7,081
1992	17	119,920	7,054	2004	15	110,331	7,355
1993	16	90,503	5,656	2005	15	111,691	7,446
1994	15	100,930	6,729	2006	17	121,574	7,151
1995*	7	18,737	2,677	2007	17	129,543	7,620
1996	17	80,027	4,707	2008	16	124,934	7,808
1997	18	89,743	4,986	2009	17	122,555	7,209
1998	19	90,523	4,764	2010	13	104,712	8,054
1999	16	82,527	5,158	2011	16	129,453	8,091
2000	17	99,432	5,849	Total	336	2,153,848	6,410
2001	18	94,513	5,251				
2002	17	102,238	6,014				

* - Does not include 17 replacement games which drew 49,240

2011 SPRING TRAINING FINAL BATTING STATISTICS

PLAYER	AVG	G	AB	R	H	2B	3B	HR	RBI	SH	SF	HB	BB	SO	SB	CS	E	OBP
Bailey	.262	18	42	4	11	0	0	1	6	0	2	2	6	13	0	0	1	.365
Benson	.167	12	24	1	4	0	1	0	3	0	0	0	2	7	0	1	2	.231
Beresford	.000	3	4	0	0	0	0	0	1	0	0	0	0	1	0	0	0	.000
Bigley	.333	3	3	0	1	1	0	0	0	0	0	0	1	1	0	0	0	.500
Brown	.304	17	23	2	7	3	0	0	3	0	1	0	2	6	0	0	0	.346
Butera	.200	14	30	4	6	0	0	0	2	0	1	0	2	7	0	0	0	.242
Casilla	.200	22	50	7	10	1	0	0	1	1	1	2	6	7	4	1	1	.305
Chang	.063	12	16	2	1	0	0	0	0	0	0	1	1	2	0	0	0	.167
Cuddyer	.238	8	21	3	5	2	0	1	2	0	0	1	4	4	0	0	0	.385
Dinkelmann	.082	29	49	7	4	1	0	1	5	0	0	0	3	10	0	0	0	.135
Dolenc	.800	4	5	3	4	1	0	0	2	0	0	0	0	1	1	0	0	.800
Dozier	.143	14	14	3	2	0	0	0	1	0	1	0	4	2	0	0	1	.316
Fernandez	.500	3	2	0	1	0	0	0	0	0	0	0	2	0	0	0	0	.750
Goncalves	.000	2	3	0	0	0	0	0	0	0	0	0	0	1	0	0	0	.000
Hanson	.000	2	2	0	0	0	0	0	0	0	0	0	0	1	0	0	0	.000
Herrmann	.125	8	8	1	1	0	0	0	1	0	0	0	0	1	0	0	1	.125
Hicks	.000	3	5	0	0	0	0	0	0	0	0	0	2	2	0	0	1	.286
Holliman	.200	4	5	1	1	0	0	0	0	0	0	0	2	2	0	0	0	.429
Holm	.400	11	15	1	6	2	0	0	1	0	0	1	4	2	0	0	0	.550
Huber	.231	10	13	1	3	2	0	0	0	0	0	1	0	5	0	0	0	.286
L.Hughes	.246	23	65	10	16	3	0	6	15	0	1	0	2	17	1	0	1	.265
Kubel	.358	22	53	9	19	6	1	1	12	0	0	1	8	10	0	0	1	.452
Lambin	.286	25	28	1	8	3	0	0	6	0	1	1	4	5	0	1	2	.382
Lehmann	.200	17	20	1	4	1	0	0	2	0	0	0	1	1	0	0	0	.238
Liddle	.000	3	2	0	0	0	0	0	0	0	0	1	0	2	0	0	0	.333
Martin	.500	3	4	2	2	0	0	1	2	0	0	0	0	1	0	0	0	.500
Mauer	.300	8	20	2	6	1	0	0	7	0	1	0	4	2	0	0	0	.400
Morneau	.152	11	33	1	5	3	0	0	1	0	1	0	2	6	0	0	0	.194
Nishioka	.345	20	58	5	20	2	1	0	8	2	0	0	2	2	3	1	1	.367
Parmelee	.273	5	11	3	3	1	0	1	1	0	0	0	1	5	0	0	0	.333
Plouffe	.206	16	34	6	7	1	0	0	3	0	2	0	1	7	1	0	6	.216
Rams	.500	10	10	1	5	4	0	0	0	0	0	0	0	2	0	0	0	.500
Repko	.218	27	55	6	12	5	1	0	3	0	0	1	10	10	3	1	0	.348
Revere	.205	17	39	5	8	2	2	0	6	1	1	0	3	2	5	0	1	.256
Rivera	.292	13	24	3	7	3	0	0	3	0	0	0	2	3	0	0	0	.346
Roberts	1.000	1	2	1	2	1	1	0	2	0	0	0	0	0	0	0	0	1.000
Rohlfing	.000	2	3	2	0	0	0	0	0	0	0	0	0	1	0	0	0	.000
D.Romero	.250	3	4	1	1	1	0	0	1	0	0	0	1	0	0	0	0	.400
N.Romero	.333	2	3	0	1	1	0	0	0	0	0	0	0	0	0	0	0	.333
Santana	.000	2	1	0	0	0	0	0	0	0	0	0	0	0	0	0	0	.000
Singleton	.500	3	2	0	1	0	0	0	0	0	0	0	0	0	0	0	1	.500
Solarte	.333	3	3	1	1	0	0	0	0	0	0	0	0	0	0	0	0	.333
Span	.355	21	62	15	22	4	0	1	2	0	1	0	5	11	6	1	1	.397
Thome	.207	12	29	3	6	2	0	1	4	0	0	1	4	7	0	0	0	.324
Tolbert	.311	26	45	5	14	0	1	1	5	0	1	0	5	7	0	2	3	.373
Tosoni	.286	12	28	0	8	1	0	0	1	0	0	0	0	3	0	0	0	.286
Valencia	.308	24	65	6	20	6	0	1	8	0	1	0	3	14	0	0	2	.333
Young	.396	18	48	8	19	3	0	3	9	0	0	2	0	5	1	0	0	.420
TEAM	.262	32	1085	137	284	67	8	19	129	4	16	15	99	198	25	8	2	.328
OPPONENTS	.252	32	1084	118	273	51	5	25	112	4	11	4	80	193	12	8	3	.303



2011 SPRING TRAINING FINAL PITCHING STATISTICS

PITCHER	W	L	ERA	G	GS	CG	SH	SV	IP	H	R	ER	HR	HB	BB	SO	WP	BK	BAA
Baker	2	3	2.66	6	6	0	0	0	23.2	17	7	7	3	1	5	20	0	0	.202
Baldwin	0	0	0.00	1	0	0	0	1	1.0	0	0	0	0	0	0	0	0	0	.000
Bazardo	1	0	1.80	4	0	0	0	0	5.0	2	1	1	0	1	2	1	1	0	.133
Blackburn	3	1	1.73	7	6	0	0	0	26.0	25	7	5	3	0	3	11	0	0	.253
Bromberg	0	0	13.50	2	0	0	0	0	2.0	4	3	3	0	0	3	2	1	0	.444
Burnett	0	0	4.50	6	0	0	0	1	6.0	6	3	3	1	0	1	5	1	0	.240
Capps	0	0	0.00	10	0	0	0	0	10.0	8	2	0	0	1	0	9	0	0	.205
Diamond	0	0	1.50	5	0	0	0	0	6.0	6	1	1	0	0	6	2	0	0	.273
Duensing	3	0	2.49	6	6	0	0	0	21.2	24	11	6	1	0	3	17	0	0	.270
Dumatrait	1	0	2.25	8	0	0	0	1	8.0	6	2	2	0	0	3	5	0	0	.200
Gibson	0	0	4.91	3	0	0	0	0	3.2	3	2	2	0	0	2	3	0	0	.250
Guerra	0	0	0.00	1	0	0	0	0	1.0	2	0	0	0	0	0	1	0	0	.400
Gutierrez	0	0	0.90	8	0	0	0	1	10.0	9	1	1	0	1	8	7	1	0	.237
Hacker	0	0	13.50	5	0	0	0	0	6.0	13	10	9	0	0	2	4	0	0	.406
Hoey	1	1	6.52	9	0	0	0	0	9.2	10	7	7	3	0	5	6	0	0	.263
D.Hughes	2	0	0.00	11	0	0	0	0	12.0	8	0	0	0	0	5	7	0	0	.182
James	0	2	6.75	9	0	0	0	2	8.0	8	6	6	4	0	1	8	2	0	.258
Liriano	1	1	4.82	5	5	0	0	0	18.2	20	11	10	1	0	9	23	1	0	.278
Manship	0	1	5.02	11	1	0	0	0	14.1	16	8	8	1	0	4	8	1	0	.296
Mijares	1	0	1.93	9	0	0	0	0	9.1	9	2	2	0	0	1	5	0	0	.257
Nathan	0	1	9.72	9	0	0	0	0	8.1	10	10	9	1	0	4	3	0	0	.278
Neshek	0	0	4.26	6	0	0	0	0	6.1	6	3	3	3	0	1	5	0	0	.240
Pavano	2	1	2.16	6	6	0	0	0	25.0	27	8	6	1	0	3	14	0	0	.287
Perkins	1	0	1.50	11	0	0	0	2	12.0	10	2	2	0	0	3	7	0	0	.238
Slama	0	0	18.00	1	0	0	0	0	1.0	4	2	2	0	0	1	2	0	0	.571
Slowey	2	0	1.69	8	2	0	0	1	16.0	8	3	3	1	0	4	8	0	0	.145
Swarzak	0	0	3.60	5	0	0	0	2	5.0	4	3	2	1	0	1	2	0	0	.211
Waldrop	0	1	1.23	8	0	0	0	2	7.1	8	3	1	1	0	0	8	0	0	.267
TEAM	20	12	3.21	32	32	0	4	13	283.0	273	118	101	25	4	80	193	8	0	.252
OPPONENTS	12	20	3.59	32	32	0	3	6	278.1	284	137	111	19	15	99	198	14	0	.262

TWINS' ANNUAL SPRING RECORD

1961	15-14	1975		17-13	1989		19-12	2003		19-13
1962	12-13	1976		10- 5	1990		6- 9	2004		20-11
1963	7-20	1977		14-15	1991		21-10	2005		15-14-2
1964	16-10	1978		15-10	1992		12-15-1	2006		19-13
1965	11-16	1979		13-13	1993		17-13	2007		14-17
1966	15-13	1980		15- 6	1994		14-18	2008		15-15
1967	12-17	1981		15-13	1995		8- 6	2009		19-13
1968	12-16	1982		9-16	1996		18-15	2010		16-14
1969	12-12	1983		17- 6	1997		13-21	2011		20-12
1970	7-20	1984		13-13	1998		15-21-1	Totals		720-712-6
1971	11-15	1985		13-16-1	1999		13-21			
1972	16- 9	1986		11-19	2000		17-17			
1973	15-14	1987		14-10	2001		19-14			
1974	5-22	1988		11-18	2002		18-14-1			

TWINS' MINNESOTA NATIVES

Player:	Birthplace	Seasons	Player:	Birthplace	Seasons
Fred Bruckbauer, rhp	New Ulm1961	Jack Morris, rhp	St. Paul1991
Tom Burgmeier, lhp	St. Paul1974-77	Greg Olson, c	Marshall1989
Jim Eisenreich, cf	St. Cloud1982-84	Glen Perkins, lhp	St. Paul2006-present
Bob Gebhard, rhp	Lamberton1971-72	Mike Poesching, rf	Little Falls1975
Paul Giel, rhp	Winona1961	Tom Quinlan, 3b	St. Paul1996
Dave Goltz, rhp	Pelican Rapids1972-79	Brian Raabe, 2b	New Ulm1995-96
Kent Hrbek, 1b	Minneapolis1981-94	Michael Restovich, of	Rochester2002-04
Tom Johnson, rhp	St. Paul1974-78	Terry Steinbach, c	New Ulm1997-99
Tom Kelly, 1b	Graceville1975	Dick Stigman, lhp	Nimrod1962-65
Jerry Kindall, 2b	St. Paul1964-65	Jerry Terrell, ss	Waseca1973-77
Jerry Koonsman, lhp	Appleton1979-81	George Thomas, lf	Minneapolis1971
Mike Mason, lhp	Faribault1988	Charley Walters, rhp	Minneapolis1969
Joe Mauer, c	St. Paul2004-Present	Dave Winfield, of	St. Paul1993-94
Paul Molitor, dh-1b	St. Paul1996-98			

TWINS' 2012 SPRING TRAINING DATA

HEADQUARTERS: Hilton Garden Inn - Ft. Myers
12600 University Drive
Ft. Myers, FL 33907
239-790-3500

STADIUM: Lee County Sports Complex
14100 Six Mile Cypress Parkway
Ft. Myers, FL 33912
239-533-7610

REPORTING DATES: Batterymen, February 18
Balance of squad, February 23

FIRST WORKOUTS: Batterymen, February 19
Balance of squad, February 24

PHOTO DAY: February 27, 8:00 a.m.

WHITE UNIFORM: All Home Games



EXHIBITION SCHEDULE

DATE	DAY	OPPONENT	SITE	TV/RADIO	TIME
March 3	Saturday	Tampa Bay	Hammond Stadium	1500 ESPN	1:05 p.m.
March 4	Sunday (ss)	Boston	Ft. Myers	1500 ESPN	1:35 p.m.
	Sunday (ss)	Tampa Bay	Port Charlotte		1:05 p.m.
March 5	Monday	Boston	Hammond Stadium	FS-N/1500 ESPN	7:05 p.m.
March 6	Tuesday	Tampa Bay	Port Charlotte	FS-N/1500 ESPN	1:05 p.m.
March 7	Wednesday	Baltimore	Sarasota		1:05 p.m.
March 8	Thursday	Tampa Bay	Hammond Stadium	1500 ESPN	1:05 p.m.
March 9	Friday	St. Louis	Hammond Stadium	1500 ESPN	1:05 p.m.
March 10	Saturday	Pittsburgh	Bradenton	1500 ESPN	1:05 p.m.
March 11	Sunday	New York (AL)	Hammond Stadium	FS-N/1500 ESPN	1:05 p.m.
March 12	Monday	Tampa Bay	Port Charlotte	1500 ESPN	1:05 p.m.
March 13	Tuesday	Toronto	Hammond Stadium	1500 ESPN	1:05 p.m.
March 14	Wednesday	Philadelphia	Clearwater		1:05 p.m.
March 15	Thursday	Pittsburgh	Hammond Stadium	1500 ESPN	1:05 p.m.
March 16	Friday (ss)	Baltimore	Hammond Stadium		1:05 p.m.
	Friday (ss)	Boston	Ft. Myers	1500 ESPN	7:05 p.m.
March 17	Saturday	Miami	Jupiter	1500 ESPN	1:05 p.m.
March 18	Sunday	Pittsburgh	Hammond Stadium	1500 ESPN	1:05 p.m.
March 19	Monday	Boston	Ft. Myers	1500 ESPN	1:35 p.m.
March 20	Tuesday	OFF DAY			
March 21	Wednesday	Detroit	Lakeland	FS-N	1:05 p.m.
March 22	Thursday	Baltimore	Hammond Stadium	1500 ESPN	1:05 p.m.
March 23	Friday	New York (AL)	Tampa		1:05 p.m.
March 24	Saturday	Tampa Bay	Hammond Stadium	1500 ESPN	3:05 p.m.
March 25	Sunday	St. Louis	Jupiter	1500 ESPN	1:05 p.m.
March 26	Monday	Tampa Bay	Hammond Stadium	FS-N/ 1500 ESPN	1:05 p.m.
March 27	Tuesday	Baltimore	Sarasota		1:05 p.m.
March 28	Wednesday	Philadelphia	Hammond Stadium	1500 ESPN	1:05 p.m.
March 29	Thursday	Pittsburgh	Bradenton	1500 ESPN	1:05 p.m.
March 30	Friday (ss)	Boston	Hammond Stadium	1500 ESPN	1:05 p.m.
	Friday (ss)	Toronto	Dunedin		1:05 p.m.
March 31	Saturday	Pittsburgh	Hammond Stadium	1500 ESPN	1:05 p.m.
April 1	Sunday	Boston	Ft. Myers	1500 ESPN	1:35 p.m.
April 2	Monday	Tampa Bay	Port Charlotte		1:05 p.m.
April 3	Tuesday	Tampa Bay	Hammond Stadium	1500 ESPN	1:05 p.m.
April 4	Wednesday	Ft. Myers Miracle	Hammond Stadium		1:05 p.m.

**All Times Local

NATIONAL BASEBALL HALL OF FAME INFORMATION



NATIONAL BASEBALL HALL OF FAME AND MUSEUM

25 Main Street, Cooperstown, New York 13326

Phone: (607) 547-7200 Fax: (607) 547-2044

Public Relations: (607) 547-0215

e-mail address: info@baseballhalloffame.org

Web site: baseballhall.org

Summer Hours: Memorial Day Weekend - Labor Day Weekend: 9 a.m. to 9 p.m.

Off-Season Hours: 9 a.m. to 5 p.m.

Holiday Closings: Thanksgiving Day, Christmas Day, and New Year's Day.

DIRECTORY

Jane Forbes Clark (Chairman), Joe Morgan (Vice Chairman), Jeff Idelson (President), Bill Haase (Senior Vice President), Sean Gahagan (Vice President, Retail Marketing and Licensing), Erik Strohl (Senior Director of Exhibits and Collections), Ken Meifert (Senior Director, Development), Brad Horn (Senior Director, Communications and Education), Jim Gates (Librarian), Tim Wiles (Research Director), Craig Muder (Director, Communications), Jackie Brown (Associate, Communications).

2012 HALL OF FAME WEEKEND

Induction Ceremony: Sunday, July 22 at 1:30 p.m. EDT, Clark Sports Center

BBWAA Class of 2012: Barry Larkin and Ron Santo

MINNESOTA TWINS IN THE HALL OF FAME

With the 2011 induction of Bert Blyleven, a total of seven players with ties to the Minnesota Twins organization have earned election to the National Baseball Hall of Fame. Blyleven joins Rod Carew (1967-1978), Steve Carlton (1987-1988), Harmon Killebrew (1961-1974), Kirby Puckett (1984-1995), Dave Winfield (1993-1994) and Paul Molitor (1996-1998) as former Twins to earn enshrinement in the Hall of Fame. For more information on Minnesota Twins in the Hall of Fame, visit the Hall of Famers team pages at www.baseballhall.org.

NOTABLE TWINS ARTIFACTS AT THE HALL OF FAME

- Cap and ball from Francisco Liriano's no-hitter on May 3, 2011 against the White Sox in Chicago.
- Jim Thome's 587th home run bat from September 11, 2010 to pass Frank Robinson for eighth place on the all-time home run list.
- Ball with grass stain hit by Boston's Marco Scutaro for the first regular season hit at Target Field on April 12, 2010.
- Bat used by Jason Kubel to hit the first home run at Target Field on April 12, 2010.
- Dirt taken from the playing surface of Target Field on April 12, 2010, where the Twins played their first regular season outdoor home game since September 30, 1981.
- Bat and jersey worn by 2009 AL MVP and batting champion Joe Mauer.
- Ticket, ball and third base from Game #163 when the Twins defeated the Tigers 6-5, to win the AL Central in the final regular season game at the Metrodome on October 6, 2009.
- Bat used by Michael Cuddyer to hit for the cycle on May 22, the second Twin to hit for the cycle in 2009.
- Helmet and gloves worn by Jason Kubel during his cycle performance on April 17, completed with a go-ahead grand slam.
- Bat used by Joe Mauer during the final game of the 2006 season, to seal the American League batting title.
- Bat used by Matthew LeCroy to hit three consecutive pinch-hit home runs and tied a Major League record in 2004.
- Spikes worn by Paul Molitor when he collected his 3,000th career hit, September 16, 1996.
- Jersey, cap and pants worn by Luke Edwards in the movie "Little Big League".
- Jersey worn by Kent Hrbek during the 1993 season.
- Wheaties box commemorating the 1991 World Series champion Minnesota Twins.
- Bat used by Hall of Fame outfielder Kirby Puckett to go 6-for-6, giving him 10 straight hits, an American League record, August 30, 1987.
- Program and tickets from first game played in the Hubert H. Humphrey Metrodome, April 6, 1982 vs. the Seattle Mariners.
- Batting gloves used by Hall of Famer and seven-time batting champion Rod Carew.
- 1964 Twins uniform worn by Hall of Famer Harmon Killebrew.

A LOOK AHEAD TO 2013

Ballots for the 2013 Hall of Fame/BBWAA election will be distributed in early December with results from the voting scheduled to be announced in January, 2013. A partial list of first-year candidates for election include Craig Biggio, Barry Bonds, Roger Clemens, Julio Franco, Kenny Lofton, Jose Mesa, Mike Piazza, Reggie Sanders, Curt Schilling, Sammy Sosa and David Wells. Historical voting data from all past BBWAA elections can be accessed at www.baseballhall.org, or by contacting the Hall of Fame Public Relations department.

CONNECT TO COOPERSTOWN

- For up-to-the-minute news from Cooperstown, visit us at www.baseballhall.org. Stay up-to-date on all the activity at the Hall of Fame's official site and through social networking at Facebook, LinkedIn, Twitter and YouTube.
- If you have an interest in receiving Around The Horn, the monthly media newsletter of the Hall of Fame, please send an e-mail to info@baseballhall.org. Be sure to include your name, name of organization and e-mail address.
- If you would like to receive interesting stories and timely news items direct from the Hall of Fame and get the inside track on the latest happenings in Cooperstown, sign up for Inside Pitch. There's no cost to receive our weekly electronic newsletter in your e-mail box at home or work and it's easy to enroll: Just log on to www.hofclubhouse.org.

RESEARCH ASSISTANCE

The Hall of Fame is pleased to provide assistance in baseball research and members of the media are encouraged to utilize this valuable baseball resource whenever necessary, by calling the Public Relations department at (607) 547-0215, or the Library Reference desk at (607) 547-0330.

MINNESOTA TWINS MAJOR LEAGUE ROSTER

MANAGER: 35 Ron Gardenhire COACHES: 40 Rick Anderson; 9 Steve Liddle; 43 Rick Stelmazek; 45 Scott Uliger; 46 Joe Vavra; 13 Jerry White; TRAINER: Rick McWane; ASST. TRAINERS: Dave Pruemer, Tony Leo; STRENGTH & CONDITIONING: Perry Castellano; BULLPEN CATCHER: Nate Dammann

NO.	PITCHERS (22):	B-T	HT.	WT.	BORN	BIRTHPLACE	RESIDENCE	2011 CLUB	W-L	ERA	G	GS	CG	SV	IP	H	R	ER	BB	SO	M.L.S.
30	Baker, Scott	R-R	6-4	215	9/19/81	Shreveport, LA	Cape Coral, FL	MINNESOTA	8- 6	3.14	23	21	1	0	134.2	126	50	47	32	123	5.128
53	Blackburn, Nick	R-R	6-4	238	2/24/82	Ada, OK	Denton, TX	MINNESOTA	7-10	4.49	26	26	1	0	148.1	183	91	74	54	76	4.017
31	Burnett, Alex	R-R	6-0	221	7/26/87	Anaheim, CA	Westminster, CA	Rochester	2- 5	5.51	66	0	0	0	50.2	50	32	31	21	33	1.135
								Rochester	0- 2	5.49	14	0	0	0	2	19.2	26	12	12	8	1.18
55	Capps, Matt	R-R	6-2	260	9/3/83	Douglasville, GA	Douglasville, GA	MINNESOTA	4- 7	4.25	69	0	0	15	65.2	66	31	31	13	34	6.017
58	Diamond, Scott	L-L	6-3	220	7/30/86	Guelph, Ontario	Guelph, Ontario	MINNESOTA	1- 5	5.08	7	7	0	0	39.0	51	25	22	17	19	0.038
								Rochester	4-14	5.56	23	23	2	0	123.0	158	85	76	36	90	
56	Doyle, Terry	R-R	6-4	258	11/2/85	Concord, MA	Warwick, RI	Birmingham	7- 5	3.24	15	15	2	0	100.0	91	38	36	22	73	0.000
								Winston-Salem	1- 5	2.84	11	11	1	0	73.0	71	27	23	11	49	
52	Duensing, Brian	L-L	6-0	205	2/22/83	Marysville, KS	Omaha, NE	MINNESOTA	9-14	5.23	32	28	1	0	161.2	193	102	94	52	115	2.104
60	Gray, Jeff	R-R	6-2	211	11/19/81	Texas City, TX	Phoenix, AZ	SEATTLE	0- 1	4.89	24	0	0	1	35.0	39	19	19	17	16	1.112
								CHICAGO (AL)	0- 0	2.70	6	0	0	0	13.1	13	4	4	4	7	
76	Guerra, Deolis	R-R	6-5	245	4/17/89	San Felix, Bolivar, Venezuela	Puerto Ordaz, Venezuela	New Britain	8- 7	5.59	37	10	0	1	95.0	102	67	59	28	95	0.000
72	Gutierrez, Carlos	R-R	6-3	232	9/22/86	Miami, FL	Miami, FL	Rochester	2- 3	4.62	43	0	0	0	62.1	60	41	32	31	57	0.000
62	Hendriks, Liam	R-R	6-1	205	2/10/89	Perth, Australia	Perth, Australia	MINNESOTA	0- 2	6.17	4	4	0	0	23.1	29	16	16	6	16	0.023
								Rochester	4- 4	4.56	9	9	0	0	49.1	52	26	25	3	30	
								New Britain	8- 2	2.70	16	15	2	0	90.0	85	30	27	18	81	
47	Liriano, Francisco	L-L	6-2	215	10/26/83	San Cristobal, Dominican Republic	Miami, FL	MINNESOTA	9-10	5.09	26	24	1	0	134.1	125	81	76	75	112	5.104
44	Maloney, Matt	L-L	6-4	210	1/16/84	Sandusky, OH	Louisville, KY	CINCINNATI	0- 3	9.16	8	2	0	0	18.2	36	21	19	4	13	1.055
								Louisville	7- 1	2.99	14	13	0	0	81.1	77	29	27	11	51	
								AZL Reds	0- 0	0.00	1	1	0	0	2.0	2	0	0	0	2	
49	Manship, Jeff	R-R	6-2	212	1/16/85	San Antonio, TX	Boerne, TX	MINNESOTA	0- 0	8.10	5	0	0	0	3.1	5	3	3	4	2	0.145
								Rochester	1- 2	4.32	3	0	0	0	25.0	24	12	12	4	21	
								GCL Twins	0- 0	1.50	2	2	0	0	6.0	5	1	1	0	5	
21	Marquis, Jason	L-R	6-1	218	8/21/78	Manhasset, NY	Staten Island, NY	WASHINGTON	8- 5	3.95	20	20	0	0	120.2	132	58	53	39	71	11.012
								ARIZONA	0- 1	9.53	3	3	0	0	11.1	22	16	12	4	5	
17	Oliveros, Lester	R-R	6-0	226	5/28/88	Maracay, Venezuela	Maracay, Venezuela	MINNESOTA	0- 0	4.05	10	0	0	0	13.1	13	6	6	7	9	0.062
								Rochester	0- 0	3.00	2	0	0	0	3.0	2	1	1	0	4	
								DETROIT	0- 0	5.63	9	0	0	0	8.0	8	5	5	4	4	
								Toledo	1- 3	6.43	22	0	0	5	28.0	37	20	20	17	26	
								Erie	2- 0	0.53	10	0	0	0	17.0	11	1	1	4	28	
48	Pavano, Carl	R-R	6-5	264	1/8/76	New Britain, CT	Palm Beach Gardens, FL	MINNESOTA	9-13	4.30	33	33	3	0	222.0	262	123	106	40	102	13.161
15	Perkins, Glen	L-L	6-0	204	3/2/83	St. Paul, MN	Lakeville, MN	MINNESOTA	4- 4	2.48	65	0	0	2	61.2	55	19	17	21	65	4.010
64	Robertson, Tyler	L-L	6-5	257	12/23/87	Simi Valley, CA	Citrus Heights, CA	New Britain	10- 3	3.61	55	0	0	16	89.2	87	42	36	29	88	0.000
51	Swarzak, Anthony	R-R	6-4	209	9/10/85	Ft. Lauderdale, FL	Ft. Lauderdale, FL	MINNESOTA	4- 7	4.32	27	11	0	0	102.0	111	53	49	26	55	1.038
								Rochester	2- 1	3.90	6	6	1	0	32.1	35	14	14	7	25	
57	Waldrop, Kyle	R-R	6-5	220	10/27/85	Knoxville, TN	Knoxville, TN	MINNESOTA	1- 0	5.73	7	0	0	0	11.0	10	7	7	6	5	0.024
								Rochester	5- 5	3.87	56	0	0	3	79.0	84	39	34	18	44	
54	Zumaya, Joel	R-R	6-3	210	11/9/84	Chula Vista, CA	Windermere, FL	DETROIT													6.000
NO. CATCHERS (3):	B-T	HT.	WT.	BORN	BIRTHPLACE	RESIDENCE	2011 CLUB	INURED - DID NOT PITCH													M.L.S.
41	Butera, Drew	R-R	6-1	201	8/9/83	Evansville, IN	Lake Mary, FL	MINNESOTA	.167	93	234	19	39	9	1	2	23	11	42	0	2.000
18	Doumit, Ryan	S-R	6-1	220	4/3/81	Moses Lake, WA	Spokane, WA	PITTSBURGH	.303	77	218	17	66	12	1	8	30	16	35	0	6.120
								Indianapolis	.231	8	26	4	6	1	1	0	3	4	4	0	
								Bradenton	.143	5	14	1	2	0	0	0	1	2	3	0	
7	Mauer, Joe	L-R	6-5	231	4/19/83	St. Paul, MN	Ft. Myers, FL	MINNESOTA	.287	82	296	38	85	15	0	3	30	32	38	0	8.000
								Ft. Myers	.261	7	23	3	6	2	0	1	6	3	1	0	
NO. INFELDERS (7):	B-T	HT.	WT.	BORN	BIRTHPLACE	RESIDENCE	2011 CLUB	INURED - DID NOT PITCH													M.L.S.
8	Carroll, Jamey	R-R	5-11	175	2/18/74	Evansville, IN	Rockledge, FL	LOS ANGELES (NL)	.290	146	452	52	131	14	6	0	17	47	58	10	9.020
12	Casilla, Alexi	S-R	5-9	179	7/20/84	San Cristobal, Dominican Republic	San Cristobal, Dominican Republic	MINNESOTA	.260	97	323	52	84	21	4	2	21	28	45	15	4.038
								Ft. Myers	.000	1	2	0	0	0	0	0	0	0	0	0	
38	Hughes, Luke	R-R	5-11	205	8/2/84	Perth, Australia	Perth, Australia	MINNESOTA	.223	96	287	31	64	12	0	7	30	24	79	3	0.147
								Rochester	.231	30	117	16	27	6	1	4	11	10	18	2	
33	Morneau, Justin	L-R	6-4	222	5/15/81	New Westminster, British Columbia	St. Paul, MN	MINNESOTA	.227	69	264	19	60	16	0	4	30	19	44	0	7.168
								Rochester	.367	7	30	8	11	4	0	1	8	1	2	0	

1	Nishioka, Tsuyoshi	S-R	6-1	176	7/27/84	Osaka, Japan	Tokyo, Japan	MINNESOTA	.226	68	221	14	50	5	0	0	19	15	43	2	1.000
								Rochester	.333	3	12	0	4	1	0	0	1	2	1	0	
								Ft. Myers	.333	4	12	4	4	1	0	0	1	2	1	0	
27	Parmelee, Chris	L-L	6-1	228	2/24/88	Long Beach, FL	Oakhill, FL	MINNESOTA	.355	21	76	8	27	6	0	4	14	12	13	0	0.023
								New Britain	.287	142	530	76	152	30	5	13	83	68	94	0	
22	Valencia, Danny	R-R	6-2	218	9/19/84	Miami, FL	Miami, FL	MINNESOTA	.246	154	564	63	139	28	2	15	72	40	102	2	1.123
NO. 80	OUTFIELDERS (8):	B-T	HT.	WT.	BORN	BIRTHPLACE	RESIDENCE	2011 CLUB	AVG	G	AB	R	H	2B	3B	HR	RBI	BB	SO	SB	M.L.S.
	Arcia, Oswaldo	L-R	6-0	200	5/9/91	Anaco, Venezuela	Cantaura-Anzoategui, Venezuela	Ft. Myers	.263	59	213	27	56	14	2	8	32	9	53	1	0.000
								Beloit	.352	20	71	18	25	8	1	5	18	9	16	2	
								GCL Twins	.500	2	8	1	4	1	1	0	1	0	1	0	
63	Benson, Joe	R-R	6-1	216	3/5/88	Hinsdale, IL	Minooka, IL	MINNESOTA	.239	21	71	3	17	6	1	0	2	3	21	2	0.023
								New Britain	.285	111	400	69	114	28	4	16	67	56	109	13	
								GCL Twins	.222	3	9	2	2	1	0	0	0	2	2	1	
19	Mastroianni, Darin	R-R	5-11	190	8/26/85	Mount Kisco, NY	Huntersville, NC	New Hampshire	.254	44	169	29	43	8	3	1	13	22	24	14	0.002
								Las Vegas	.276	79	319	63	88	18	6	2	23	40	54	20	
								TORONTO	.000	1	2	0	0	0	0	0	0	0	1	0	
24	Plouffe, Trevor	R-R	6-2	203	6/15/86	West Hills, CA	Porter Ranch, CA	MINNESOTA	.238	81	286	47	68	18	1	8	31	25	71	3	0.162
								Rochester	.313	51	192	33	60	11	3	15	33	21	39	3	
11	Revere, Ben	L-R	5-9	172	5/3/88	Atlanta, GA	Lexington, KY	MINNESOTA	.267	117	450	56	120	9	5	0	30	26	41	34	0.167
								Rochester	.303	32	132	15	40	3	1	1	9	6	11	8	
2	Span, Denard	L-L	6-0	212	2/27/84	Washington, DC	Tampa, FL	MINNESOTA	.264	70	284	37	75	11	5	2	16	27	36	6	3.111
								Rochester	.205	10	39	4	8	1	0	0	2	0	5	3	
23	Tosoni, Rene	L-R	6-0	200	7/2/86	Toronto, Ontario	Port Coquitlam, British Columbia	MINNESOTA	.203	60	172	20	35	7	1	5	22	14	42	0	0.090
								Rochester	.226	73	274	3	62	14	0	6	32	20	68	4	
16	Willingham, Josh	R-R	6-2	228	2/17/79	Florence, AL	Florence, AL	OAKLAND	.246	136	488	69	120	26	0	29	98	56	150	4	6.123

NON-ROSTER PLAYERS

NO.	PITCHERS (11):	B-T	HT.	WT.	BORN	BIRTHPLACE	RESIDENCE	2011 CLUB	W-L	ERA	G	GS	CG	SV	IP	H	R	ER	BB	SO	M.L.S.
50	Bulger, Jason	R-R	6-4	215	12/6/78	Lawrenceville, GA	Chandler, AZ	LOS ANGELES (AL)	0-1	0.96	5	0	0	0	9.1	6	4	1	10	7	2.159
								Salt Lake	1-0	4.03	35	0	0	1	38.0	31	17	17	17	49	
61	Burton, Jared	R-R	6-5	225	6/2/81	Westminster, SC	Westminster, SC	CINCINNATI	0-0	3.86	6	0	0	0	4.2	6	2	2	3	3	0.014
								Louisville	2-0	4.15	11	0	0	0	13.0	12	6	6	5	11	
								AZL Reds	0-1	9.00	3	3	0	0	4.0	7	5	4	0	6	
69	Deduno, Sam	R-R	6-3	190	7/2/83	La Romana, Dominican Republic	San Pedro de Macoris, Dominican Republic	SAN DIEGO	0-0	3.00	2	0	0	0	3.0	5	1	1	3	4	0.049
								Tucson	4-6	3.93	40	12	0	0	105.1	101	58	46	58	85	
20	Dumatrait, Phil	R-L	6-2	210	7/12/81	Bakersfield, CA	Bakersfield, CA	MINNESOTA	1-3	3.92	45	0	0	1	41.1	45	22	18	25	29	3.014
								Rochester	0-1	1.15	15	0	0	4	15.2	10	4	2	11	12	
85	Fien, Casey	R-R	6-2	205	10/21/83	Santa Rosa, CA	Buena Park, CA	Oklahoma City	2-2	4.81	21	0	0	3	24.1	28	15	13	8	24	0.052
								GCL Astros	1-0	0.00	2	0	0	0	2.0	1	0	0	0	3	
								Tucson	0-8	5.40	65	0	0	10	71.2	86	53	43	46	51	1.004
67	Perdono, Luis	R-R	6-0	170	4/27/84	San Cristobal, Dominican Republic	San Cristobal, Dominican Republic	PITTSBURGH	0-0	7.04	4	1	0	0	7.2	13	6	6	6	1	0.024
65	Thompson, Aaron	L-L	6-3	200	2/28/87	Santa Fe, NM	Houston, TX	Indianapolis	1-0	2.84	5	4	0	0	19.0	23	6	6	9	10	
								Altoona	4-7	5.16	28	12	0	0	83.2	100	55	48	20	51	
68	Thompson, Daryl	R-R	6-1	185	11/2/85	La Plata, MD	Mechanicsville, MD	CINCINNATI	0-1	15.00	1	0	0	0	3.0	6	5	5	5	0	0.017
								Louisville	3-4	4.17	17	15	0	1	90.2	103	48	42	23	82	
								Carolina	1-4	4.44	9	9	0	0	46.2	47	28	23	17	41	
59	Vasquez, Esmerling	R-R	6-1	200	11/7/83	Tenares, Dominican Republic	Santo Domingo, Dominican Republic	ARIZONA	1-1	4.15	31	0	0	0	30.1	27	16	14	13	20	2.066
								Reno	2-2	6.18	23	0	0	0	27.2	26	19	19	21	26	
74	Walters, P.J.	R-R	6-4	215	3/12/85	Dothan, AL	Pensacola, FL	ST. LOUIS	0-0	9.00	4	0	0	0	4.0	3	4	4	2	3	0.095
								Memphis	7-4	4.27	17	17	1	0	103.1	105	51	49	42	87	
								TORONTO	0-0	0.00	1	0	0	0	1.0	0	0	0	1	1	
								Las Vegas	1-3	8.38	7	7	0	0	29.0	44	29	27	16	26	
66	Wise, Brendan	L-R	6-2	190	1/9/86	Perth, Australia	Port Hedland, Australia	Toledo	5-2	1.90	50	0	0	1	61.2	57	16	13	28	39	0.000
								Erie	0-1	31.50	3	0	0	0	2.0	9	7	7	2	1	

NON-ROSTER PLAYERS (continued)

NO.	CATCHERS (5):	B-T	HT.	WT.	BORN	BIRTHPLACE	RESIDENCE	2011 CLUB	AVG	G	AB	R	H	2B	3B	HR	RBI	BB	SO	SB	M.L.S.
82	Herrmann, Chris	L-R	6-0	198	11/24/87	Tomball, TX	Tomball, TX	New Britain	.258	97	337	53	87	14	5	7	46	64	68	9	0.000
								Ft. Myers	.310	24	87	14	27	5	1	1	16	15	6	1	
81	Lehmann, Danny	R-R	5-11	187	9/5/85	Denver, CO	The Woodlands, TX	New Britain	.204	43	137	11	28	5	0	2	13	11	21	0	0.000
								New Britain	.309	20	55	11	17	6	0	0	4	7	9	0	
32	Rivera, Rene	R-R	5-10	230	7/31/83	Bayamon, PR	Bayamon, PR	MINNESOTA	.144	45	104	9	15	3	0	1	5	8	32	0	1.169
								Rochester	.268	43	149	15	40	12	0	5	24	11	27	0	
84	Rohlfing, Dan	R-R	6-0	188	2/12/89	St. Louis, MO	St. Louis, MO	New Britain	.247	54	166	19	41	7	0	0	21	12	33	1	0.000
								Ft. Myers	.272	49	173	25	47	8	1	2	13	13	37	1	
5	Towles, J.R.	R-R	6-2	205	2/11/84	Crosby, TX	Tomball, TX	HOUSTON	.184	54	147	11	27	7	0	3	11	13	26	0	2.002
								Oklahoma City	.276	35	105	19	29	4	0	3	11	18	11	3	
NO.	INFIELDERS (7):	B-T	HT.	WT.	BORN	BIRTHPLACE	RESIDENCE	2011 CLUB	AVG	G	AB	R	H	2B	3B	HR	RBI	BB	SO	SB	M.L.S.
70	Bates, Aaron	R-R	6-4	230	3/10/84	Manhattan, NY	San Jose, CA	Rochester	.316	106	358	57	113	23	0	7	37	53	90	1	0.018
								ARIZONA	.273	78	110	8	30	4	0	1	8	3	15	1	4.092
37	Burroughs, Sean	L-R	6-1	195	9/12/80	Atlanta, GA	Long Beach, CA	Reno	.412	34	102	19	42	11	2	2	25	7	8	0	
								Rochester	.269	42	167	18	45	7	0	2	17	14	26	0	0.000
83	Chang, Ray	R-R	6-1	195	8/24/83	Kansas City, MO	Leawood, KS	New Britain	.270	23	89	10	24	9	0	1	22	5	14	1	
								GCL Twins	.300	3	10	0	3	1	0	0	0	1	0	0	
77	Dozier, Brian	R-R	5-11	190	5/15/87	Tupelo, MS	Fulton, MS	New Britain	.318	78	311	60	99	22	7	7	34	28	46	11	0.000
								Ft. Myers	.322	49	180	32	58	11	5	2	22	27	20	13	
71	Florimon, Pedro	S-R	6-2	180	12/10/86	La Romana, Dominican Republic	La Romana, Dominican Republic	BALTIMORE	.125	4	8	1	1	1	0	0	2	1	6	0	0.023
								Bowie	.267	133	454	53	121	27	4	8	60	51	114	15	
73	Hollimon, Michael	S-R	6-1	195	6/14/82	Dallas, TX	Dallas, TX	Rochester	.257	29	101	22	26	8	3	2	10	18	24	1	0.000
								New Britain	.223	97	349	60	78	11	2	16	52	46	94	9	
39	Pearce, Steve	R-R	5-11	210	4/13/83	Lakeland, FL	Lakeland, FL	PITTSBURGH	.202	50	94	8	19	2	0	1	10	7	21	0	2.165
								Indianapolis	.267	7	30	5	8	2	0	3	6	0	9	0	
								Bradenton	.000	3	6	2	0	0	0	0	0	4	2	0	
								GCL Pirates	.667	1	0	0	2	0	0	0	0	1	1	0	
NO.	OUTFIELDERS (3):	B-T	HT.	WT.	BORN	BIRTHPLACE	RESIDENCE	2011 CLUB	AVG	G	AB	R	H	2B	3B	HR	RBI	BB	SO	SB	M.L.S.
79	Carson, Matt	R-R	6-2	200	7/1/81	Newport Beach, CA	Temecula, CA	Sacramento	.285	90	368	61	105	34	1	19	65	27	88	11	0.111
								Durham	.250	22	84	15	21	7	0	5	10	8	25	0	
26	Dinkelman, Brian	L-R	5-11	195	11/10/83	Centralia, IL	Irvington, IL	MINNESOTA	.301	23	73	5	22	1	0	0	4	4	14	2	0.038
								Rochester	.243	127	469	54	114	27	1	3	41	45	93	7	
78	Ramirez, Wilkin	R-R	6-2	190	10/25/85	Bani, Dominican Republic	Bani, Dominican Republic	ATLANTA	.231	20	286	5	6	2	0	0	2	4	11	0	0.084
								Gwinnett	.267	81	298	40	77	16	3	11	36	17	70	19	

When it comes to supporting Minnesota and the community, U.S. Bank is proud to have an all-star lineup.

We love calling Minnesota our home, with 134 branches and 10,367 U.S. Bank employees in this great state. We also enjoy making a connection with the people who live here. Together, through sponsorships, charitable giving, volunteering, and community development, we're a team that's hard to beat.

All of **us** serving you®

usbank			
Date:	Visitor:	H	
#	Player	Pos	1
	UNITED WAY		
	AMERICAN HEART ASSOCIATION		
	MINNESOTA ORCHESTRA		
	JUNIOR ACHIEVEMENT		
	MINNEAPOLIS INSTITUTE OF ARTS		
	MINNESOTA FOODSHARE		
	SCIENCE MUSEUM OF MINNESOTA		
	MINNESOTA VIKINGS		
	GUTHRIE THEATER		
	WALKER ART CENTER		
	TEACH CHILDREN TO SAVE		
	MINNESOTA TIMBERWOLVES		
	HABITAT FOR HUMANITY		
	MINNEAPOLIS AQUATENNIAL		
	U.S. BANK SKYWAY		
	SPECTA		

Official bank of the Twins and proud sponsor of the U.S. Bank Home Run Porch



usbank.com

Member FDIC

APRIL

1	2	3	4	5	6	7
					2:05 BAL	6:05 BAL
8	9	10	11	12	13	14
12:35 BAL	3:10 LAA		7:10 LAA	12:10 LAA	7:10 TEX	12:10 TEX
15	16	17	18	19	20	21
1:10 TEX	6:05 NYY	6:05 NYY	6:05 NYY	6:05 NYY	6:10 TB	6:10 TB
22	23	24	25	26	27	28
12:40 TB	7:10 BOS	7:10 BOS	7:10 BOS		7:10 KC	12:10 KC
29	30					
1:10 KC	9:05 LAA					

JUNE

					1	2
					6:05 CLE	6:15 CLE
3	4	5	6	7	8	9
2:05 CLE	7:10 KC	7:10 KC	7:10 KC		7:10 CUB	1:10 CUB
10	11	12	13	14	15	16
1:10 CUB		7:10 PHI	7:10 PHI	7:10 PHI	7:10 MIL	1:10 MIL
17	18	19	20	21	22	23
1:10 MIL		6:05 PIT	6:05 PIT	6:05 PIT	6:10 CIN	3:10 CIN
24	25	26	27	28	29	30
12:10 CIN	7:10 CWS	7:10 CWS	12:10 CWS		7:10 KC	6:10 KC

			1	2	3	4
			12:10 CWS	6:10 BOS	6:10 BOS	6:10 BOS
5	6	7	8	9	10	11
12:35 BOS	6:05 CLE	6:05 CLE	11:05 CLE		7:10 TB	6:10 TB
12	13	14	15	16	17	18
1:10 TB	7:10 DET	7:10 DET	12:10 DET		9:10 SEA	8:10 SEA
19	20	21	22	23	24	25
3:10 SEA	9:07 OAK	9:07 OAK	2:37 OAK	7:05 TEX	7:05 TEX	3:05 TEX
26	27	28	29	30	31	1
2:05 TEX	7:10 SEA	7:10 SEA	7:10 SEA	12:10 SEA	7:10 KC	6:10 KC

MAY

		1	2	3	4	5
		9:05 LAA	9:05 LAA		9:10 SEA	8:10 SEA
6	7	8	9	10	11	12
3:10 SEA	7:10 LAA	7:10 LAA	7:10 LAA	7:10 TOR	7:10 TOR	6:10 TOR
13	14	15	16	17	18	19
1:10 TOR	7:10 CLE	12:10 CLE	6:05 DET	12:05 DET	7:10 MIL	3:10 MIL
20	21	22	23	24	25	26
1:10 MIL		7:10 CWS	7:10 CWS	7:10 CWS	7:10 DET	1:10 DET
27	28	29	30	31		
1:10 DET	1:10 OAK	7:10 OAK	12:10 OAK			

JULY

1	2	3	4	5	6	7
1:10 KC	6:05 DET	6:05 DET	6:05 DET	12:05 DET	7:05 TEX	6:15 TEX
8	9	10	11	12	13	14
6:00 TEX	ALL STAR BREAK ★ KANSAS CITY ★				7:10 OAK	6:10 OAK
15	16	17	18	19	20	21
1:10 OAK	7:10 BAL	7:10 BAL	7:10 BAL	12:10 BAL	7:10 KC	6:10 KC
22	23	24	25	26	27	28
1:10 KC	7:10 CWS	7:10 CWS	1:10 CWS		7:10 CLE	6:10 CLE
29	30	31				
1:10 CLE	7:10 CWS	7:10 CWS				

2	3	4	5	6	7	8
1:10 KC	6:10 CWS	7:10 CWS	1:10 CWS		7:10 CLE	6:10 CLE
9	10	11	12	13	14	15
1:10 CLE	7:10 CLE	7:10 KC	7:10 KC	7:10 KC	7:10 CWS	12:10 CWS
16	17	18	19	20	21	22
1:10 CWS		6:05 CLE	6:05 CLE	11:05 CLE	6:05 DET	6:05 DET
23	24	25	26	27	28	29
12:05 DET	7:10 NYY	7:10 NYY	12:10 NYY		7:10 DET	12:10 DET
30	1	2	3			
1:10 DET	6:07 TOR	6:07 TOR	6:07 TOR			

