


# New York *Yankees*

1997

Information  
& Record  
Guide





**MO'S  
GREAT  
STUFF**

**FOR THE VERY BEST  
IN FOOTWEAR,  
SPORTING GOODS  
AND APPAREL**

**MODELL'S**

SPORTING GOODS

**Cotta Go To Mo's**

SINCE  
1889

**Call: 1-800-ASK-MODELL'S**



More publications available at:

[www.retroseasons.com/library/](http://www.retroseasons.com/library/)

## NEW YORK YANKEES

Media Relations Department  
Yankee Stadium  
Bronx, New York 10451

(718) 293-4300

(718) 579-4460

FAX: (718) 293-8414

Yankees Web Site: [www.yankees.com](http://www.yankees.com)

Arthur Richman – Senior Advisor/Consultant

Richard Cerrone – Director of Media Relations and Publicity

John Thursby – Assistant Director of Media Relations and Publicity

Matilda Mirakaj – Secretary

### MEDIA SERVICES FOR YANKEE GAMES

**ADMISSION TO STADIUM:** Enter through Press Gate, street level, near Gate 4. Press Gate opens 4 hours prior to gametime. BBWAA cards or credential issued by the New York Yankees necessary for admittance. NO OTHER CREDENTIAL WILL BE HONORED.

**TO OBTAIN CREDENTIALS:** Write or call the Yankees' Media Relations Department. Credentials will be issued only to legitimate news-gathering agencies. REQUESTS MUST BE MADE 24 HOURS IN ADVANCE OF GAME. ALL CREDENTIALS ARE NON-TRANSFERRABLE.

**MAIN PRESS BOX:** Take elevator to Loge Level, follow signs to Press Box. PRESS BOX IS NOT ACCESSIBLE THROUGH YANKEE OFFICES. Please sit in assigned seats. If no seat is assigned, please sit in any unmarked or unassigned seat in the second or third row.

**ELEVATORS TO PRESS BOX:** Entrance is through the basement level near the press room.

**WORKING PRESS ROOMS:** Working Press Room is open to those with BBWAA cards or applicable print credentials issued by the New York Yankees. Coinless phones for collect or credit card calls are available. An Audio Work Room is also available to those with applicable broadcast credentials.

**PRESS DINING ROOM:** Open to those with BBWAA cards or applicable credentials issued by the New York Yankees. Meals will be served starting two hours prior to gametime. The room will remain open (bar service) for one hour after games for those with BBWAA cards or applicable credentials issued by the Yankees.

**CLUBHOUSES:** The Pete Sheehy (Yankee) Clubhouse is open to those with BBWAA cards or applicable credentials issued by the New York Yankees. NO OTHER CREDENTIAL WILL BE HONORED. The Clubhouse is open from 3½ hours prior to gametime until 45 minutes before gametime. At times, certain additional restrictions may be imposed. TRAINER'S ROOM AND PLAYERS' LOUNGE CLOSED TO MEDIA AT ALL TIMES. Visiting clubhouse is governed by visiting club.

**POST-GAME TV INTERVIEWS:** Available upon request whenever possible. Please notify Yankees media relations representatives so assistance can be provided.

**PHOTOGRAPHERS:** Photographers will not be permitted on the field during games. All photographers will work from assigned locations. NO ROVING PHOTO PASSES WILL BE ISSUED.

**TELEVISION CREWS:** Space for game highlights available upon request. Crews will not be permitted on field during games. NO LIVE TRANSMISSION PERMITTED DURING GAMES. NO ROVING TV CREW PASSES WILL BE ISSUED.

**ADMISSION TO FIELD:** All media, with BBWAA cards or applicable credentials issued by the New York Yankees, are permitted on the field during pre-game practice. FOR SAFETY PURPOSES, ALL MEDIA MUST LEAVE THE FIELD ONCE THE BATTING CAGE IS REMOVED. DUGOUTS ARE TO BE CLEARED ONE-HALF HOUR PRIOR TO ALL GAMES. PLEASE DISPLAY PASSES AT ALL TIMES.

**NOTES, RECORDS, ETC.:** Statistics and press notes are available in the press box and working press room prior to games. Play-by-play sheets and post-game notes/quotes are available in the working press rooms after games.

**MEDIA GUIDES:** Major League media guides are available in the press box and can be obtained from a Yankees media relations representative.

**NO AUTOGRAPHS:** ANY MEMBER OF THE MEDIA REQUESTING AUTOGRAPHS WHILE CREDENTIALLED WILL HAVE PRESS ACCESS REVOKED.

## MAJOR LEAGUE BASEBALL PUBLIC RELATIONS DIRECTORY

Club	Contact	Office Number	Private Number	Dept. FAX
Commissioner's Office	Richard Levin	(212) 339-7800	339-7860	(212) 759-8391
	Pat Courtney		339-7860	
American League	Phyllis Merhige	(212) 339-7600	339-7618	(212) 593-7138
	James Kim		339-7615	
Anaheim	Larry Babcock	(714) 940-2000	940-2015	(714) 940-2205
Baltimore	John Maroon	(410) 685-9800	547-6160	(410) 547-6272
	Bill Stetka		547-6156	
Boston	Dick Bresciani	(617) 267-9440	236-6710	(617) 236-6797
	Kevin Shea		236-6613	
Chicago	Eric Webb	(312) 674-1000	674-5301	(312) 674-5116
	Scott Reifert		674-5302	
Cleveland	Bart Swain	(216) 420-4200	420-4386	(216) 420-4396
	Susie Gharrity		420-4388	
Detroit	Tyler Barnes	(313) 962-4000	965-2113	(313) 965-2138
	David Matheson		965-2349	
Kansas City	Steve Fink	(816) 921-2200	921-8154	(816) 921-5775
Milwaukee	Jon Greenberg	(414) 933-4114	933-6975	(414) 933-7323
	Steve Gilbert		933-6975	
Minnesota	Sean Harlin	(612) 375-1366	375-7470	(612) 375-7473
	Brad Smith		375-7489	
New York	Richard Cerrone	(718) 293-4300	579-4456	(718) 293-8414
	John Thursby		579-4515	
Oakland	Ken Pries	(510) 638-4900	563-2261	(510) 562-1633
	Mike Selleck		563-2233	
Seattle	Dave Aust	(206) 628-3555	343-4608	(206) 628-3340
	Tim Hevly		343-4623	
Tampa Bay	Rick Vaughn	(813) 825-3137	825-3242	(813) 825-3245
	Steve Matesich		825-3141	
Texas	John Blake	(817) 273-5222	273-5208	(817) 273-5206
	Charley Green		273-5204	
Toronto	Howie Starkman	(416) 341-1000	341-1300	(416) 341-1250
	Jay Stenhouse		341-1302	
National League	Ricky Clemons	(212) 339-7700	339-7719	(212) 935-5069
	Glenn Wilburn		339-7715	
Arizona	Bob Crawford	(602) 514-8500	514-8528	(602) 514-8599
Atlanta	Jim Schultz	(404) 614-1302	614-1301	(404) 614-1391
	Glen Serra		614-1305	
Chicago	Sharon Pannozzo	(773) 404-2827	404-4021	(773) 404-4129
	Chuck Wasserstrom		404-4022	
Cincinnati	Rob Butcher	(513) 421-4510	421-2990	(513) 421-7342
	Charles Henderson		421-2990	
Colorado	Mike Swanson	(303) 292-0200	312-2326	(303) 312-2329
	Brandy Lay		312-2327	
Florida	Ron Colangelo	(305) 626-7429	626-7286	(305) 626-7302
	Julio Sarmiento		626-7474	
Houston	Rob Matwick	(713) 799-9500	799-9596	(713) 799-9881
	Darrell Simon		799-9597	
Los Angeles	Derrick Hall	(213) 224-1500	224-1301	(213) 224-1459
	Shaun Rachau		224-1301	
Montreal	P. J. Loyello	(514) 253-3434	251-3519	(514) 253-8282
	Monique Giroux		251-3521	
New York	Jay Horwitz	(718) 507-6387	565-4330	(718) 639-3619
Philadelphia	Larry Shenk	(215) 463-6000	952-8215	(215) 389-3050
	Gene Dias		952-8216	
Pittsburgh	Jim Trdinich	(412) 323-5000	323-5031	(412) 323-9133
	Ben Bouma		323-5030	
St. Louis	Brian Bartow	(314) 421-3060	425-0623	(314) 982-7399
	Mary Ford		425-0624	
San Diego	Ken Nigro	(619) 283-4494	881-6503	(619) 497-5454
	Glenn Geffner		881-6509	
San Francisco	Bob Rose	(415) 468-3700	330-2445	(415) 467-0485
	Jim Moorehead		330-2449	

## YANKEES MINOR LEAGUE SYSTEM FARM CLUBS

Class	Club & League	Directory	Officials
AAA	Columbus (Clippers) (International)	1155 W. Mound St. Columbus, OH 43223-2298 (614) 462-5250 Fax: (614) 462-3271	MGR.: Stump Merrill G.M.: Ken Schnacke Games played at Cooper Stadium
AA	Norwich (Navigators) (Eastern)	14 Stott Ave. Norwich, CT 06360 (860) 887-7962 Fax: (860) 886-5996	MGR.: Trey Hillman G.M.: Brian Mahoney Games played at Thomas Dodd Stadium
A	Tampa (Yankees) (Florida State)	3802 W. Dr. MLK Blvd. Tampa, FL 33614 (813) 875-7753 Fax: (813) 673-3188	MGR.: Lee Mazzilli G.M.: Scott Kelyman Games played at Legends Field
A	Greensboro (Bats) (South Atlantic)	510 Yanceyville St. Greensboro, NC 27405 (910) 333-2287 Fax: (910) 273-7350	MGR.: Tom Nieto G.M.: John Frey Games played at War Memorial Stadium
Short A	Oneonta (Yankees) (New York-Penn)	95 River St. Oneonta, NY 13820 (607) 432-6326 Fax: (607) 432-1965	MGR.: Gary Tuck Pres./GM.: Sam Nader Games played at Damaschke Field
Rookie	Gulf Coast (Yankees) (Gulf Coast)	3102 N. Himes Ave. Tampa, FL 33607 (813) 875-7569 Fax: (813) 873-2302	MGR.: Ken Dominguez G.M.: Rigo Garcia Games played at Yankee Complex

## 1997 NEW YORK YANKEES SEASON HOTELS

City	Hotel and Address	Telephone
ANAHEIM	ANAHEIM HILTON & TOWERS 777 Convention Way, Anaheim, CA 92802-3497	(714) 750-4321 FAX: 740-4252
BALTIMORE	CROSS KEYS INN 5100 Falls Road, Baltimore, MD 21210	(410) 532-8900 FAX: 532-2403
BOSTON	SHERATON TARA HOTEL 320 Washington Street, Newton, MA 02158	(617) 969-3010 FAX: 244-2615
CHICAGO	THE WESTIN HOTEL 909 N. Michigan Avenue, Chicago, IL 60611	(312) 943-7200 FAX: 649-7447
CLEVELAND	CLEVELAND MARRIOTT DOWNTOWN at KEY CENTER 127 Public Square, Cleveland, OH 44114	(216) 696-9200 FAX: 696-0966
DETROIT	THE RITZ-CARLTON, DEARBORN, Fairlane Plaza (first trip) 300 Town Center Drive, Dearborn, MI 48126	(313) 441-2000 FAX: 441-2051
	THE ATHENUEM (second trip) 1000 Brush Avenue, Detroit, MI 48226	(313) 962-2323 FAX: 962-2929
FLORIDA	DON SHULA'S HOTEL Main Street, Miami Lakes, FL 33014	(305) 821-1150 FAX: 821-6006
KANSAS CITY	THE WESTIN CROWN CENTER One Pershing Road, Kansas City, MO 64108	(816) 474-4400 FAX: 391-4438
MILWAUKEE	THE PFISTER 424 E. Wisconsin Avenue, Milwaukee, WI 53203	(414) 273-8222 FAX: 273-8082
MINNESOTA	MINNEAPOLIS MARRIOTT CITY CENTER 30 S. 7th Street, Minneapolis, MN 55402	(612) 349-4000 FAX: 332-7165
OAKLAND	OAKLAND MARRIOTT CITY CENTER (first trip) 1001 Broadway, Oakland, CA 94607	(510) 451-4000 FAX: 839-0677
	CROWNE PLAZA PARC FIFTY FIVE (second trip) 55 Cyril Magnin, San Francisco CA 94102	(415) 392-8000 FAX: 392-4734
PHILADELPHIA	SHERATON SOCIETY HILL Second & Walnut Streets, Philadelphia, PA 19106	(215) 238-6000 FAX: 922-2709
SEATTLE	THE WESTIN HOTEL (first trip) 1900 Fifth Avenue, Seattle, WA 98101	(206) 728-1000 FAX: 728-2259
	THE PARAMOUNT HOTEL 724 Pine Street, Seattle, WA 98101	(206) 292-9500 FAX: 292-8610
TEXAS	ARLINGTON MARRIOTT 1500 Convention Center Drive, Arlington, TX 76011	(817) 261-8200 FAX: 461-5031
TORONTO	THE WESTIN HARBOUR CASTLE One Harbour Square, Toronto, Ontario M5J 1A6	(416) 869-1600 FAX: 869-1420

In New York, American League teams stay at the GRAND HYATT at 42nd Street between Lexington and Park Avenues (212) 583-1234.

## USEFUL TELEPHONE NUMBERS IN NEW YORK AIRLINES

Air Canada	(800) 776-3000	American	(800) 433-7300
Continental	(800) 525-0280	Delta	(800) 221-1212
Northwest	(800) 225-2525	TWA	(800) 221-2000
United	(800) 241-6522	USAir	(800) 428-4322

### RESTAURANTS

Alex & Henry's	862 Cortland Ave., Bronx	(718) 585-3290
Ben Benson's	123 W. 52nd St.	(212) 581-8888
Christo's	Lexington Ave. btwn 49th & 50th	(212) 355-2695
City Crab & Seafood Co.	235 Park Ave. South	(212) 529-3800
P.J. Clarke's	55th St. @ 3rd Ave.	(212) 759-1650
Elaine's	2nd Ave. @ 88th St.	(212) 534-8103
Filli Ponte	39 Desbrosses	(212) 226-4621
Gallagher's Steak House	228 W. 52nd St. @ Broadway	(212) 245-5336
Hard Rock Cafe	221 W. 57th St. btwn Broadway & 7th	(212) 459-9320
Il Vagabondo	351 E. 62nd St.	(212) 832-9221
Jim McMullen's	3rd Ave. btwn 76th & 77th	(212) 861-4700
Monte's	97 Mac Dougal St.	(212) 228-9194
Oren's	1574 1st Ave. @ 82nd St.	(212) 737-2690
Pino's	120 E. 34th St. btwn Lexington & Park	(212) 685-6849
Planet Hollywood	140 W. 57th St. btwn 6th & 7th	(212) 333-7827
Ruth's Chris Steak House	148 W 51st St.	(212) 245-9600
Wilson's	210 W. 79th St. @ Broadway	(212) 769-0100
Yolanda's Restaurant	292 E. 149th St., Bronx	(718) 993-2709

### HOTELS

Doral Inn	541 Lexington Ave. @ 49th St.	(212) 755-1200
Grand Hyatt	42nd St. @ Grand Central btwn Lex & Park	(212) 883-1234
New York Hilton	Ave. of Americas/6th Ave. btwn 53rd & 54th	(212) 586-7000
Omni Park Central	870 7th Ave. btwn 55th & 56th	(212) 247-8000
Ramada Inn	375 W. Passaic St., Rochelle Park, NJ	(201) 845-3400
Sheraton New York	811 7th Ave. @ 53rd St.	(212) 581-1000
Sheraton-Manhattan	790 7th Ave. @ 51st St.	(212) 581-3300
Sheraton-Hasbrouck Hts.	650 Terrace Ave., Hasbrouck Hts., NJ	(201) 288-6100
Loews Summit	51st St. and Lexington Ave.	(212) 752-7000

### SPORTS BARS

Official All Star Cafe	1540 Broadway	(212) 840-8326
Boomer's Sports Club	Amsterdam Ave. btwn 76th & 77th	(212) 362-5400
Entourage Sports Cafe	1571 2nd Ave. btwn 81st & 82nd	(212) 535-3700
Mickey Mantle's	42 Central Park South	(212) 688-7777
Runyon's	932 2nd Ave. btwn 49th & 50th	(212) 759-7800
Sporting Club	99 Hudson St.	(212) 219-0900

### CLUBS

China Club	21-30 Broadway	(212) 877-1166
Jukebox	304 E. 39th St.	(212) 685-1556
Tatou	151 E. 50th St.	(212) 753-1144

### TAXI COMPANIES

City Wide	(718) 405-2400
Miles	(718) 884-8888
Zero's	(718) 892-6666

### AUTOMOBILE RENTALS

Avis	(800) 331-1212
Budget	(800) 527-0700
Hertz	(800) 654-3131

## BATTING PRACTICE SCHEDULE YANKEE STADIUM

	1:05 Gms.	1:35 Gms.	7:05 Gms.	7:35 Gms.	8:05 Gms.
Yankees Hit	10:40-11:40	11:10-12:10	4:40-5:40	5:10-6:10	5:40-6:40
Visitors Hit	11:40-12:20	12:10-12:50	5:40-6:20	6:10-6:50	6:40-7:20
Yankees Infield	12:20-12:30	12:50-1:00	6:20-6:30	6:50-7:00	7:20-7:30
Visitors Infield	12:30-12:40	1:00-1:10	6:30-6:40	7:00-7:10	7:30-7:40

### NOTICE TO MEDIA

The publication date of this media guide is February 8, 1997. Additional or updated information and statistics are available at all times to accredited news sources from the Yankees Media Relations Department.

# YANKEES MAGAZINE

## 1997 Yankees Information Guide

Official Publication of Yankees Magazine and the New York Yankees

Publisher  
Tim Wood

Editors  
John Thursby  
Richard Cerrone

Assistant Editors  
Michael Vassallo  
Jason Zillo

Contributors: Elias Sports Bureau, Howe Sports Data, Stats, Inc.; Brian Cashman, Dena Fenza, Gene Keohane, Rick Lieblich, Dan Matheson, Tom May, Kara McGovern, John Neves.

Cover Photo: © 1996 John Reid III / Major League Baseball Photos

Printing: Finlay Printing. Team Photographer: Steve Crandall.

## TABLE OF CONTENTS

### FRONT OFFICE DIRECTORY ..... 2-4

New York Yankees .....	2
Player Development and Scouting .....	3
Legends Field, Tampa .....	3
Minor League Coaching Staffs .....	3
Steinbrenner, George .....	4
Ownership Chronology .....	4
Yankee Presidents .....	4
Molloy, Joseph .....	5
Steinbrenner, Harold .....	5
Watson, Bob .....	6

### 1996 IN REVIEW ..... 7-28

Transactions .....	8-10
Season Review .....	10-11
Day-by-Day .....	12-14
Post-Season Day-by-Day .....	14
Post-Season Summary .....	15-16
Division Series Stats .....	17
ALCS Stats .....	18
World Series Stats .....	19
Yankees Final Stats .....	20
Yankees Home and Away .....	20
American League Standings .....	21
Yankees PH, DH, Misc Hitting .....	22
Start and Relief Pitching .....	22-23
1996 Highs and Lows .....	23-25
Fielding and Gold Glove Winners .....	25-26
1996 Spring Training Stats .....	28

### A. L. OPPONENTS ..... 29-46

A.L. Opponents vs. Yankees .....	30
Home-Road (1977-1996) .....	31
Opp. All-Time Pitching Stats .....	31
All-Time Yearly Series Results .....	32
Yankees vs. American League .....	33-45
Most Recent Trades .....	46

### 1997 YANKEES ..... 47-173

Manager, Joe Torre .....	48-49
Coaches .....	50-58
40-Man Roster Bios .....	59-157
1997 NY Yankees Roster .....	158-159
Spring Training Non-Roster Invitees .....	160-171
Behind the Scenes .....	172-173
Broadcasters .....	173
1997 Spring Training Schedule .....	27

### HISTORY AND RECORDS ..... 175-218

All-Time Yankee Roster .....	176-182
Yankees-Mets .....	183
All-Time Team Hitting .....	184
All-Time Team Pitching .....	185
All-Time Individual Hitting Leaders .....	186-188
All-Time Individual Stolen Base Leaders .....	188
All-Time Individual Pitching Leaders .....	188-189
All-Time Position Leaders by Games .....	190-192
Pitching Leaders by Starts/Saves .....	193
All-Time Top 20 Hitting Categories ..	194
Single-Season Hitting Leaders by Position .....	194

All-Time Top 20 Pitching Categories	195
Leading Relief Pitchers .....	195
All-Time Top 20 Save Leaders .....	195
All-Time Team Records .....	196
All-Time Individual Batting Records ..	197
All-Time Individual Pitching Records ..	197
Single-Season Top 10 .....	198
20-Game Winners .....	199
Free-Agent Signings .....	199
Individual League Leaders .....	200
Outstanding Yankee Batting Feats ..	200
A.L. Batting Champions .....	200
Single-Game Records .....	201
Yankees 200-Hit Club .....	201
American League MVPs .....	201
No-Hitters .....	202
Grand Slams .....	203
Pinch-Hit Home Runs .....	203
Frequently Asked Questions .....	204
All-Star Selections .....	205
All-Star Games in Yankee Stadium ..	206
<i>Sporting News</i> All-Star Selections ..	206
World Series MVPs .....	206
ALCS MVPs .....	206
Babe Ruth .....	207
Lou Gehrig .....	207
Joe DiMaggio .....	207
Mickey Mantle .....	207
Yankees in the Hall of Fame .....	207
Year-by-Year .....	208-209
Championship Teams .....	209
A.L. Post-Season Play .....	209
Important Dates .....	210-211
All-Time Yankee Managers .....	212
Ticket Information .....	212
Yankee Attendance Records ..	213, 218
1996 Regular Season Attendance ..	213
Yankee Stadium History .....	214, 218
Yankee Stadium Rules/Dimensions ..	215
Monument Park .....	216-217
Retired Numbers .....	217
Non-Baseball Events .....	218

### PLAYER DEVELOPMENT AND SCOUTING ..... 219-265

Scouting Directory .....	220
Yankees Minor League Standings ..	221
Post-Season Results .....	221
Individual Awards .....	221
Organizational Hitting Leaders .....	222
Organizational Pitching Leaders .....	222
1996 Free-Agent Draft .....	223-224
#1 Draft Selections .....	224
1996 Columbus Clippers .....	225
1996 Norwich Navigators .....	226
1996 Tampa Yankees .....	227
1996 Greensboro Bats .....	228
1996 Oneonta Yankees .....	229
1996 Gulf Coast League Yankees ..	230
1996 Minor League Bios .....	231-266
Late Non-Roster Invitees .....	267

### 1997 YANKEE SCHEDULE ..... 268

### FOREWARD

Media Services for Yankee Games  
MLB Public Relations Directory  
Yankees Minor-League Farm Clubs  
New York Yankees Season Hotels  
Useful Telephone Numbers in New York

# NEW YORK YANKEES

YANKEE STADIUM, BRONX, NY 10451 (718) 293-4300

Principal Owner ..... George M. Steinbrenner  
General Partner ..... Joseph A. Molloy  
General Partner ..... Hal Z. Steinbrenner

Limited Partners: Daniel M. Crown, James S. Crown, Lester Crown, Michael Friedman, Marvin Goldklang, Barry Halper, John Henry, Daniel R. McCarthy, Jessica S. Molloy, Joseph A. Molloy, Harry Nederlander, James Nederlander, Robert E. Nederlander, William Rose, Sr., Edward Rosenthal, Jack Satter, Henry G. Steinbrenner, Harold Z. Steinbrenner, Joan Z. Steinbrenner, Jennifer S. Swindal, Charlotte Witkind and Richard Witkind.

## ADMINISTRATION

Executive Vice President, General Counsel ..... David W. Sussman  
Vice President, Chief Financial Officer ..... Barry Pincus  
Vice President, Ticket Operations ..... Frank Swaine  
Vice President ..... Ed Weaver  
Vice President, Business Development ..... Derek Schiller  
Special Advisory Group ..... Reggie Jackson, Clyde King, Dick Williams

## BASEBALL OPERATIONS

Vice President, General Manager ..... Bob Watson  
Vice President, Player Development and Scouting ..... Mark Mewman  
Director of Major League Scouting ..... Gene Michael  
Assistant General Manager ..... Brian Cashman  
Major League Administrator ..... Tom May  
Assistant, Baseball Operations ..... Gene Keohane  
Traveling Secretary ..... David Szen

## MEDICAL STAFF

Team Physician ..... Dr. Stuart Hershon  
Head Trainer ..... Gene Monahan  
Assistant Trainer ..... Steve Donohue  
Strength and Conditioning Coach ..... Paul Mastropasqua

## STADIUM OPERATIONS

Director of Stadium Operations ..... Sonny Hight  
Director of Customer Service ..... Joel White  
Director of Video and Broadcast Operations ..... Mayra Jimenez  
Director of Office Administration and Services ..... Harvey C. Winston  
Manager, Stadium Operations ..... Kirk Randazzo  
Assistant Director of Video and Broadcast Operations ..... Jennifer Giandalone  
Public Address Announcer ..... Bob Sheppard  
Stadium Organist ..... Eddie Layton

## ACCOUNTING

Controller ..... Robert Brown

## TICKET OPERATIONS

Executive Director of Ticket Operations ..... Jeff Kline  
Ticket Director ..... Ken Skrypek

## MEDIA RELATIONS

Director of Media Relations and Publicity ..... Rick Cerrone  
Assistant Director of Media Relations and Publicity ..... John Thursby  
Senior Advisor ..... Arthur Richman

## MARKETING AND PUBLIC RELATIONS

Director of Marketing ..... Deborah A. Tymon  
Director of Community Relations ..... Brian Smith  
Director of Yankee Alumni Association ..... Jim Ogle  
Director of Entertainment ..... Stanley Kay  
Assistant Director of Marketing ..... Rochelle Congello  
Manager of Public Relations/Special Programs ..... Annette Guardabascio  
Special Assistant ..... Joe Pepitone

## PUBLICATIONS

Director of Television and Video Production ..... Joe Violone  
Manager of Publications ..... Tim Wood  
Assistant Manager of Publications and Multimedia ..... Kara McGovern  
Team Photographer ..... Steve Crandall

## STAFF

**Executive:** Lisa Valerioti, Maribel Benitez. **Accounting:** Shirley Beauchamp, Kathy Bennett, Anderson McMaster. **Baseball Operations:** Mary Pellino. **Customer Services:** David Bernstein. **Stadium Operations:** Bob Pelegrino, Josephine Gullo. **Ticket Operations:** Steve Battaglia, Marie Brock, Jean Burke, John Fitzgerald, Joe McKeon, Marty Rothe, Stan Skrypek. **Group Sales:** Ed Angelino, Frank Costa, Ellen Holt, Tony Morante. **Media Relations:** Matilda Mirakaj. **Marketing:** Debbie Nicolosi. **Office Services:** Sucre Felix. **Publications:** Patrick M'Evoy. **Reception:** Sebastian Robert, Anna Valerioti. **Security:** Edward R. Fastook, Mike Fitzgerald.

## PLAYER DEVELOPMENT AND SCOUTING

Yankee Complex  
3102 N. Himes Ave.  
Tampa, FL 33607  
PHONE: (813) 875-7569  
FAX: (813) 873-2302

## BASEBALL OPERATIONS

Vice President, Player Development and Scouting .....	Mark Newman
Director of Player Personnel/ International Operations .....	Gordon Blakeley
Director of Scouting .....	Lin Garrett
Pitching Coordinator .....	Billy Connors
Assistant Director of Player Development .....	Rigo Garcia
Assistant Director of Scouting .....	Joe Caro
Administrative Assistant, Player Development .....	Dan Matheson
Team Physician .....	Dr. Andrew Boyer
Head Trainer .....	Mark Littlefield
Coordinator of Strength and Conditioning .....	Shawn Powell
Facilities Manager .....	Eddie Robinson

## LEGENDS FIELD: MAJOR LEAGUE SPRING TRAINING FACILITY

3802 West Dr. Martin Luther King Blvd.  
Tampa, FL 33614  
PHONES: (813) 879-2244, (800) 96-YANKS  
FAX: (813) 879-0247

## ADMINISTRATION

Director of Stadium Operations .....	Rick Onderko
Director of Business Operations .....	Mike Macaluso
Director of Public and Community Relations .....	John Szponar
Director of Marketing .....	Howard Grosswirth
Manager of Ticket Operations .....	C. Vance Smith
Director of Insurance .....	Mike Ferrentino
Director of Security .....	Gary Kane

## 1997 YANKEE MINOR LEAGUE AFFILIATES

### COLUMBUS CLIPPERS (AAA)

**International League**  
Manager - Stump Merrill  
Pitching Coach - Oscar Acosta  
Hitting Coach - Rob Thomson  
Coach - Arnie Beyeler  
Trainer - Darren London

### TAMPA YANKEES (A)

**Florida State League**  
Manager - Lee Mazzilli  
Pitching Coach - Mark Shifflett  
Hitting Coach - David Howard  
Coach - Ricky Ware  
Trainer - Carl Randolph

### ONEONTA YANKEES (SS-A)

**New York-Penn League**  
Manager - Gary Tuck  
Pitching Coach - Steve Webber  
Hitting Coach - Bobby DeJardin  
Trainer - Russ Orr

### NORWICH NAVIGATORS (AA)

**Eastern League**  
Manager - Trey Hillman  
Pitching Coach - Rick Tomlin  
Hitting Coach - Tony Perezchica  
Trainer - Greg Spratt

### GREENSBORO BATS (A)

**South Atlantic League**  
Manager - Tom Nieto  
Pitching Coach - Tom Filer  
Hitting Coach - Ramon Ortiz  
Trainer - Chris DeLucia

### GULF COAST YANKEES (R)

**Gulf Coast League (Tampa)**  
Manager - Ken Dominguez  
Pitching Coach - Hoyt Wilhelm  
Coach - Hector Lopez  
Coach - Derek Shelton  
Coach - Greg Pavlik

## PRINCIPAL OWNER GEORGE M. STEINBRENNER III

Success in both the world of business and sports is nothing new to George M. Steinbrenner III, Principal Owner, whose 1996 New York Yankees captured the third World Championship of his tenure (also 1977-78).

In 1973, Mr. Steinbrenner put together the group that purchased the New York Yankees from CBS. Under his direction, it took just five years for his aggressive leadership to turn the Yankees once again into World Champions. In the decade of the 1980's, the Yankees won more games than any other club in Major League Baseball during that period.

His success in the sports world is not limited to the Yankees. Mr. Steinbrenner was a multi-sport athlete at Culver Military Academy, where he is in the Athletic Hall of Fame, and at Williams College. He began his coaching career as an assistant football coach at two Big Ten schools, Northwestern and Purdue, and followed that by assembling championship basketball teams in both the National Industrial and American Basketball Leagues.

A recipient of four honorary doctorate degrees, Mr. Steinbrenner is involved heavily in various civic and community causes. He is the founder of the Silver Shield Foundation in New York City, which provides college educations for children of policemen, housing and transit police, fire-fighters and state troopers who gave their lives in the line of duty. In February 1997, he was honored as the New York Society of Association Executives' 1997 "Outstanding New Yorker."

Mr. Steinbrenner has served as Chairman of the Olympic Overview Commission, which was created to evaluate the structure and efforts of the United States Olympic program. In February, 1989 he was elected to the position of Vice President, U.S. Olympic Committee, a position he still holds. He has probably devoted as much time and effort to the U.S. Olympic Committee as he has to his many other sporting endeavors. As a representative of the U.S. Olympic Committee, he accompanied the U.S. Olympic team to Albertville, France in 1992; Lillehammer, Norway in 1994; and Atlanta in 1996.



### NEW YORK YANKEE OWNERSHIP CHRONOLOGY

- January 9, 1903—Frank Ferrell and Bill Devery purchase Baltimore franchise of American League and move team to New York City. Cost is \$18,000.
- January 11, 1915—Col. Jacob Ruppert and Col. Tillinghast L'Hommedieu Huston purchase Yankees for \$460,000.
- May 21, 1922—Ruppert buys out Huston for \$1,500,000.
- January 13, 1939—Col. Ruppert dies.
- January 25, 1945—Dan Topping, Del Webb and Larry MacPhail purchase Yankees for \$2,800,000.
- November 2, 1964—CBS purchases 80% of Yankees for \$11,200,000, later buys remaining 20%.
- January 3, 1973—A limited partnership, headed by George M. Steinbrenner as its Managing General Partner, purchases the Yankees from CBS.

### NEW YORK YANKEE PRESIDENTS

(Chief Executive Officers)

Joseph W. Gordon	1903-06	Daniel R. Topping	1964-66
Frank J. Farrell	1907-14	Michael Burke	1966-73
Jacob Ruppert	1915-39	Gabriel Paul	1973-77
Edward G. Barrow	1939-45	Albert Rosen	1978-79
Leland S. MacPhail	1945-47	George M. Steinbrenner	1979-80
Daniel R. Topping	1947-53	Lou Saban	1981-82
Daniel R. Topping & Del E. Webb	1954-64	Eugene J. McHale	1983-86

## **GENERAL PARTNER JOSEPH A. MOLLOY**

In 1997, Joe Molloy begins his sixth season as General Partner of the New York Yankees. The 36-year-old executive unanimously was elected to succeed Daniel McCarthy as General Partner by the New York Yankees Partnership on March 12, 1992.

Molloy joined the Yankees in June 1987 and soon thereafter was appointed Secretary/Treasurer of the club. He was named the club's Vice President in 1989, a position he held until February 1992. Under Dan McCarthy, Molloy was the club's Chief Administrative Officer.

Molloy has handled many diverse responsibilities since joining the Yankees. His duties have included running the day-to-day procedures of the club's minor league, player development and scouting systems in Tampa, FL. Under his supervision, Yankee affiliates have won 14 league titles since 1987.

He was instrumental in the creation of the Yankees' state-of-the-art, year-round minor-league complex in Tampa and was the driving force behind the city's new Major League facility that serves as the spring training home of the New York Yankees.

Before joining the Yankees, Molloy worked as an educator and coach at St. Lawrence Catholic School in Tampa. He is a graduate of St. Leo College in Florida and a native of the Tampa area.

Joe, his wife Jessica and children Elizabeth, Jennifer, Robert Joseph and Michael Henry reside in Tampa.



## **GENERAL PARTNER HAROLD Z. STEINBRENNER**

In 1997, Hal Steinbrenner begins his seventh season with the New York Yankees organization. The 28-year-old son of Principal Owner George Steinbrenner was unanimously elected General Partner by the New York Yankees Partnership in 1996.

He is also directly involved with Bay Transportation and the Harbor Hotel Corporation, which are both family owned companies, as well as holding a seat on the Board of Directors for the Boys and Girls Club of Tampa Bay.

Steinbrenner attended Culver Military Academy and went on to graduate from Williams College in 1991 with a Bachelor of Arts Degree in Psychology. He earned a Master of Business Administration from the University of Florida in 1994.

Hal married Christina Lavery on October 29, 1995, and the two currently reside in Tampa.



## GENERAL MANAGER BOB WATSON

In his first season as General Manager of the New York Yankees in 1996, Bob Watson engineered the franchise's first World Series appearance since 1981. The 51-year-old former All-Star was an integral part of that club, starting all six games of the '81 World Series and leading the Yankees with 2 HRs and 7 RBI.

Watson rejoined the Yankee organization on October 23, 1995 when he agreed to a 2-year contract with club options for the 1998-99 seasons. He had served the Houston Astros in the same capacity in 1994-95, becoming the game's 1st African American General Manager on October 5, 1993.

For his accomplishments in 1996, Watson was recognized as the "Executive of the Year" by the Boston Chapter of the BBWAA. He was also honored by the Houston Chapter for "Long and Meritorious Service" and by the New York Chapter of the NAACP for career accomplishments, civic awareness and advocacy of equal rights. His autobiography, *Surviving to Win* will be published in May by Thomas Nelson.

Watson began his professional baseball career on January 31, 1965 when he signed with Houston as a free agent. From 1969-84, he hit .295 with 184 HR and 989 RBI in a 16-year Major-League career that included stints with the Astros (1969-79), Red Sox (1979), Yankees (1980-82) and Braves (1982-84). Watson hit .282 with 19 HR and 83 RBI in 196 games for the Yankees.

Nicknamed "Bull," he was a National League All-Star for Houston in 1973 (.312, 16 HR, 94 RBI) and in 1975 (.324, 18 HR, 85RBI).

Watson is the only player ever to hit for the cycle in each league, accomplishing that feat with the Astros on June 24, 1977 and with Boston on September 15, 1979. The National Baseball Hall of Fame and Museum displays the spikes he was wearing when, on May 4, 1975, he scored the game's 1,000,000th run.

Following his playing career, Watson spent four seasons as a coach and instructor for Oakland before joining the Houston organization on November 22, 1988 as Assistant General Manager. He was promoted to general manager on October 5, 1993.


In 1994, Watson underwent successful surgery to defeat prostate cancer and has become a strong advocate of the PSA blood screening test for men over the age of 40.

He was born on April 10, 1946 in Los Angeles, graduated from Fremont High School and attended Harbor Junior College in Wilmington, CA.

Watson and his wife, Carol, have two children, Keith (6/22/70) and Kelley (12/13/72).



# 1996 In Review



## NEW YORK YANKEES 1996-97 TRANSACTIONS

January 4	Signed <b>LHP Kenny Rogers</b> to a 4-year contract with a club option for 2000.
January 18	Signed <b>C Jim Leyritz</b> to a 2-year contract with a club option for 1998, thus avoiding arbitration. Signed <b>RHP Andy Croghan</b> to a one-year contract.
January 29	Signed <b>LHP Kurt Ojala</b> , <b>C Mike Figga</b> , and <b>LHP Brien Taylor</b> to one-year contracts. Signed free agent <b>1B Gerald Perry</b> to a one-year minor-league contract and invited him to spring training.
January 31	Signed <b>SS Derek Jeter</b> to a one-year major-league contract.
February 6	Signed <b>1B Tate Seefried</b> and <b>OF Matt Luke</b> to one-year major-league contracts. Sent <b>3B Blaise Kozeniewski</b> to the Chicago White Sox to complete the Tim Raines trade.
February 7	Signed <b>RHP Jeff Nelson</b> to a 2-year contract, thus avoiding arbitration.
February 13	Signed free agent <b>LHP Steve Howe</b> to a one-year minor-league contract.
February 21	Added <b>RHP Dwight Gooden</b> to the 40-man. Reassigned <b>RHP Andy Croghan</b> to minor-league camp.
February 24	Signed <b>INF/C Tim McIntosh</b> as a free agent.
February 29	Reassigned <b>LHP Chris Cumberland</b> , <b>LHP Brien Taylor</b> , <b>OF Bubba Carpenter</b> , <b>RHP Andy Cook</b> , <b>OF Nick Delvecchio</b> , <b>RHP Dave Pavlas</b> , <b>C Jaime Torres</b> and <b>C Tom Wilson</b> to minor-league camp.
March 1	Reassigned <b>RHP Ramiro Mendoza</b> to minor-league camp.
March 3	Reassigned <b>OF Kevin Maas</b> to minor-league camp.
March 7	Optioned <b>LHP Brien Taylor</b> to Double-A Norwich.
March 9	Reassigned <b>LHP Francisco Gonzalez</b> , <b>LHP Dale Polley</b> and <b>LHP Kurt Ojala</b> and <b>LHP John Burgost</b> .
March 12	Optioned <b>LHP Chris Cumberland</b> , <b>RHP Ramiro Mendoza</b> and <b>LHP Kurt Ojala</b> to Triple-A Columbus.
March 14	Reassigned <b>RHP Brian Boehringer</b> and <b>RHP Kent Wallace</b> to minor-league camp. Reacquired <b>RHP Tim Lincecum</b> from the Texas Rangers.
March 15	Optioned <b>C Mike Figga</b> , <b>C Jorge Posada</b> , <b>INF Tate Seefried</b> , <b>INF Robert Eenhoorn</b> and <b>OF Matt Luke</b> to Triple-A Columbus. Reassigned <b>INF Tim Barker</b> , <b>INF Matt Howard</b> and <b>RHP Andy Croghan</b> to minor-league camp. Released <b>1B Gerald Perry</b> .
March 21	Placed <b>OF Tim Raines</b> on the 15-day D.L. (chip fracture of left thumb, eligible to return 4/6).
March 22	Released <b>OF Kevin Maas</b> from minor-league contract.
March 23	Optioned <b>RHP Jim Mecir</b> and <b>OF Ruben Rivera</b> to Triple-A Columbus. Reassigned <b>RHP Jose DeJesus</b> , <b>INF Freddie Benavides</b> and <b>INF Ivan Cruz</b> to minor-league camp. Invited <b>OF Gary Varsho</b> to major-league camp (no contract).
March 24	Placed <b>SS Tony Fernandez</b> on the 60-day disabled list (fractured right elbow).
March 25	Reassigned <b>C Tim McIntosh</b> to minor-league camp.
March 28	Released <b>OF Gary Varsho</b> .
March 29	Outrighted <b>C Marc Ronan</b> to Triple-A Columbus.
March 30	Purchased the contract of <b>LHP Steve Howe</b> from Triple-A Columbus. Recalled <b>INF Robert Eenhoorn</b> and <b>OF Matt Luke</b> from Columbus. Reassigned <b>LHP Paul Gibson</b> and <b>RHP Rich Montealeone</b> to minor-league camp. Placed <b>2B Pat Kelly</b> on the 15-day D.L. (inflammation of right shoulder, retroactive to 3/27).
March 31	Placed <b>RHP Scott Kamieniecki</b> on the 15-day D.L.(to recover from off-season right elbow surgery).

### 1996 OPENING DAY ROSTER

Pitchers (12):	Cone, Gooden, Howe, Hutton, Key, Nelson, Perez, Pettitte, Rivera, Rogers, Wetteland, Wickman.
Catchers (2):	Girardi, Leyritz.
Infielders (6):	Boggs, Duncan, Eenhoorn, Fox, Jeter, Martinez.
Outfielders (5):	Luke, O'Neill, Sierra, BWilliams, GWilliams.

April 3	Placed <b>RHP Melido Perez</b> on the 15-day D.L. (bone spur in right elbow). Recalled <b>C Jorge Posada</b> from Triple-A Columbus.
April 4	Signed free agent <b>OF Dion James</b> to a minor-league contract. Optioned <b>OF Matt Luke</b> to Triple-A Columbus.
April 5	Transferred <b>RHP Melido Perez</b> to the 60-day D.L.
April 16	Placed <b>RHP Mark Hutton</b> on the 15-day D.L. (strained right groin, retroactive to 4/15). Reinstated <b>OF Tim Raines</b> from the 15-day D.L.
April 24	Reinstated <b>RHP Scott Kamieniecki</b> from the 15-day D.L.(recovered from off-season elbow surgery). Optioned <b>INF Robert Eenhoorn</b> to Triple-A Columbus.
May 1	Released <b>OF Dion James</b> . Recalled <b>RHP Jim Mecir</b> from Triple-A Columbus.
May 3	Placed <b>RHP David Cone</b> on the 15-day D.L. (aneurysm in right arm); purchased <b>LHP Paul Gibson</b> from Triple-A Columbus.
May 5	Placed <b>INF Mariano Duncan</b> on the 15-day D.L. (strained left groin muscle). Recalled <b>INF Robert Eenhoorn</b> from Triple-A Columbus.
May 11	Purchased <b>INF/C Tim McIntosh</b> from Triple-A Columbus; optioned <b>C Jorge Posada</b> to Columbus.

May 17	Purchased <b>IF Matt Howard</b> from Triple-A Columbus; optioned <b>INF Robert Eenhoorn</b> to Columbus. Placed <b>LHP Jimmy Key</b> on the 15-day D.L. (stiffness in left shoulder); recalled <b>IF Robert Eenhoorn</b> from Columbus.
May 22	Placed <b>OF Bernie Williams</b> on the 15-day D.L. (strained left calf muscle, retroactive to 5/11); recalled <b>C Jorge Posada</b> from Columbus; placed <b>OF Tim Lincecum</b> on 15-day (strained right hamstring); recalled <b>OF Ruben Rivera</b> from Columbus.
May 23	Reinstated <b>IF/OF Mariano Duncan</b> from the 15-day D.L. (strained left groin muscle); optioned <b>INF Robert Eenhoorn</b> to Columbus.
May 24	Recalled <b>RHP Ramiro Mendoza</b> from Triple-A Columbus; optioned <b>C Jorge Posada</b> to Columbus.
May 26	Reinstated <b>OF Bernie Williams</b> from the 15-day D.L. (strained left calf muscle); optioned <b>RHP Scott Kamieniecki</b> to Triple-A Columbus.
May 29	Reinstated <b>RHP Mark Hutton</b> from the 15-day D.L. (strained right groin muscle); released <b>LHP Paul Gibson</b> and optioned <b>RHP Jim Mecer</b> to Triple-A Columbus.
May 31	Reinstated <b>LHP Jimmy Key</b> from the 15-day D.L. (stiffness in left shoulder).
June 11	Placed <b>LHP Jimmy Key</b> on the 15-day D.L. (strained left calf muscle); recalled <b>RHP Jim Mecer</b> from Triple-A Columbus.
June 12	Acquired <b>OF Mike Aldrete</b> from the California Angels for <b>RHP Rich Monteleone</b> (who was on the Triple-A Columbus roster).
June 14	Added <b>OF Mike Aldrete</b> to the 25-man roster; designated <b>C Tim McIntosh</b> for assignment; recalled <b>RHP Brian Boehringer</b> from Triple-A Columbus; optioned <b>OF Ruben Rivera</b> to Columbus.
June 18	Outrighted <b>C Tim McIntosh</b> to Triple-A Columbus after he cleared waivers.
June 21	Acquired <b>LHP Billy Brewer</b> from the Los Angeles Dodgers for minor-league <b>RHP Mike Judd</b> (who was on the Class-A Greensboro roster).
June 22	To make room for <b>LHP Billy Brewer</b> , optioned <b>RHP Jim Mecer</b> to Triple-A Columbus; purchased the contract of <b>LHP Dale Polley</b> from Columbus; released <b>LHP Steve Howe</b> .
June 26	Reinstated <b>LHP Jimmy Key</b> from the 15-day disabled list (strained left calf muscle); optioned <b>RHP Brian Boehringer</b> to Triple-A Columbus.
June 29	Recalled <b>C Jorge Posada</b> from Triple-A Columbus. Optioned <b>LHP Billy Brewer</b> to Columbus.
July 4	Purchased the contract of <b>OF/DH Darryl Strawberry</b> from the St. Paul Saints of the Northern League and assigned him to Triple-A Columbus.
July 6	Purchased the contract of <b>OF/DH Darryl Strawberry</b> from Triple-A Columbus; to make room for on the 25-man roster, optioned <b>C Jorge Posada</b> to Columbus.
July 7	Transferred <b>RHP David Cone</b> to the 60-day disabled list.
July 16	Recalled <b>RHP Jim Mecer</b> from Triple-A Columbus; optioned <b>RHP Ramiro Mendoza</b> to Columbus.
July 19	Recalled <b>LHP Billy Brewer</b> from Triple-A Columbus; optioned <b>INF Matt Howard</b> to Columbus.
July 26	Recalled <b>2B Pat Kelly</b> from Triple-A Columbus; optioned <b>LHP Billy Brewer</b> to Columbus.
July 27	Placed <b>2B Pat Kelly</b> on the 15-day D.L. with a strained right hamstring; recalled <b>INF Matt Howard</b> from Triple-A Columbus.
July 31	Acquired <b>1B/DH Cecil Fielder</b> from the Detroit Tigers for <b>OF/DH Ruben Sierra</b> , minor-league <b>RHP Matt Drews</b> and cash considerations; acquired <b>RHP David Weathers</b> from the Florida Marlins for <b>RHP Mark Hutton</b> .
August 11	Placed <b>OF Mike Aldrete</b> on the 15-day disabled list (tendonitis in right wrist). Reinstated <b>OF Tim Lincecum</b> from the 15-day D.L. (strained right hamstring); reinstated <b>2B Pat Kelly</b> from the 15-day disabled list (strained right hamstring); optioned <b>INF Matt Howard</b> to Triple-A Columbus.
August 16	Placed <b>RHP John Wetteland</b> on the 15-day disabled list (strained right groin muscle, retroactive to 8/13); purchased the contract of <b>RHP Dave Pavlas</b> from Triple-A Columbus.
August 19	Recalled <b>RHP Brian Boehringer</b> from Triple-A Columbus; optioned <b>RHP Jim Mecer</b> to Columbus.
August 21	Purchased the contract <b>RHP Wally Whitehurst</b> from Triple-A Columbus; optioned <b>RHP David Weathers</b> to Columbus.
August 22	Claimed <b>INF Luis Sojo</b> off outright waivers from the Seattle Mariners.
August 23	Acquired <b>OF/INF Pat Listach</b> and <b>LHP Graeme Lloyd</b> from the Milwaukee Brewers in exchange for <b>RHP Bob Wickman</b> and <b>OF Gerald Williams</b> ; optioned <b>INF Andy Fox</b> to Triple-A Columbus; <b>2B Pat Kelly</b> placed on the 15-day disabled list with weakness in his right shoulder.
August 26	Placed <b>OF/INF Pat Listach</b> on the 15-day disabled list with a broken right foot; recalled <b>OF Ruben Rivera</b> from Triple-A Columbus.
August 29	Acquired <b>RHP Ricky Bones</b> and a player to be named later from the

	Milwaukee Brewers as compensation for the injured status <b>OF/INF Pat Listach</b> .
August 30	Acquired <b>3B Charlie Hayes</b> from the Pittsburgh Pirates for a player to be named later (minor-league <b>RHP Chris Corn</b> ); optioned <b>RHP Brian Boehringer</b> to Double-A Norwich.
August 31	Optioned <b>INF Andy Fox</b> to Double-A Norwich to make room on the roster for <b>3B Charlie Hayes</b> ; recalled <b>C Mike Figga</b> from Triple-A Columbus—not to report—and placed him on the 15-day disabled list.
September 1	Reinstated <b>OF/DH Mike Aldrete</b> from the 15-day disabled list.
September 2	Reinstated <b>RHP David Cone</b> from the 60-day disabled list; designated <b>RHP Wally Whitehurst</b> for assignment to make room for Cone on the 40-man roster; recalled <b>C Jorge Posada</b> from Triple-A Columbus and <b>INF Andy Fox</b> and <b>RHP Brian Boehringer</b> from Double-A Norwich.
September 3	American League suspended <b>OF Paul O'Neill</b> and <b>RHP Jeff Nelson</b> for two games each for their part in 8/28 fight in Seattle; fined <b>OF/DH Darryl Strawberry</b> (Nelson served his suspension 9/3-4; O'Neill served on 9/6-7).
September 6	Reinstated <b>RHP John Wetteland</b> from the 15-day disabled list.
September 7	Reinstated <b>2B Pat Kelly</b> from 15-day disabled list.
September 12	Released <b>RHP Wally Whitehurst</b> who did not accept minor-league assignment.
September 13	Recalled <b>RHPs Ramiro Mendoza, David Weathers and Jim Mecir</b> ; <b>LHP Billy Brewer</b> and <b>INF Matt Howard</b> from Triple-A Columbus.
September 21	Purchased the contract of <b>RHP Dave Eiland</b> from Triple-A Columbus; designated <b>INF Matt Howard</b> for assignment.
October 31	Picked up the 1997 options on the contracts of <b>OF Darryl Strawberry</b> and <b>3B Charlie Hayes</b> ; offered <b>LHP Jimmy Key</b> arbitration; gave <b>RHP Dave Pavlas</b> and <b>LHP Dale Polley</b> their unconditional releases; declined to pick up the option on the contract of <b>RHP Ricky Bones</b> .
November 1	Picked up the 1997 option on the contract of <b>RHP Dwight Gooden</b> .
November 2	Signed free-agent <b>RHP Julian Vasquez</b> to a minor-league contract.
November 5	Acquired <b>INF Gabby Martinez</b> from the Milwaukee Brewers as the player to be named later in the Ricky Bones deal.
November 15	Reinstated <b>RHP Melido Perez</b> and <b>INF Tony Fernandez</b> from the 60-day D.L.
November 20	Added <b>RHP Dan Rios</b> and <b>RHP Rafael Medina</b> to the 40-man roster.
November 22	Outrighted <b>LHP Brien Taylor</b> to Triple-A Columbus, removing him from the 40-man roster.
December 3	Re-signed free-agent <b>C Joe Girardi</b> to a 2-year contract with a club option for 1999.
December 5	Traded <b>C/INF Jim Leyritz</b> to the Anaheim Angels for minor-league players to be named later.
December 7	<b>LHP Jimmy Key</b> became a free agent upon ratification of the new labor agreement (was offered arbitration on 10/31).
December 10	Acquired minor-league <b>3B Ryan Kane</b> and minor-league <b>RHP Jeremy Blevins</b> from Anaheim to complete the Jim Leyritz trade. Added <b>RHP Julian Vasquez</b> to the 40-man roster.
December 11	Signed free-agent <b>LHP Mike Stanton</b> to a 3-year contract.
December 19	Signed free-agent <b>LHP David Wells</b> to a 3-year contract.
December 20	Extended the contract of <b>3B Charlie Hayes</b> through the 1998 season with a club option for 1999.
January 3	Invited 13 non-roster players to Major-League Spring Training: <b>RHPs Willie Banks, Katsuhiko Maeda, Ken Edenfield, Dave Eiland and Dave Pavlas</b> ; <b>LHPs Brad Pennington and Sal Urso</b> ; <b>C Marc Ronan</b> ; <b>INFs Tim Barker, Clay Bellinger, Matt Howard and Ivan Cruz</b> ; <b>OF Scott Pose</b> .
January 9	Signed free-agent <b>OF Mark Whiten</b> and re-signed <b>INF Luis Sojo</b> to one-year Major-League contracts.
January 30	Invited 9 non-roster players to Major-League Spring Training: <b>RHPs Mike Buddie, Marcus Moore and Carlos Reyes</b> ; <b>LHPs Eric Milton and Dale Polley</b> ; and <b>Catchers Chris Ashby, Jaime Torres, Paul Russo and Tom Wilson</b> .
February 8	Signed <b>LHP Graeme Lloyd</b> to a one-year contract.

## NEW YORK YANKEES 1996 SEASON REVIEW

**SPRING TRAINING:**Sixty-two players—including 28 rookies—participated in the Yankees' first spring training in their new Legends Field complex in Tampa, Florida...the Yankees were 16-15 in Grapefruit League play and established a Major-League record for spring training home attendance when 173,247 attended 17 games in the inaugural season at Legends Field...four players suffered significant injuries during spring training: on 2/25, **LHP Kenny Rogers** bruised his left shoulder when he was hit by a line drive while pitching batting practice...his first spring training start was pushed back two days from 3/2-4 and he began the season in the bullpen...on 3/8, **OF Tim Raines** suffered a small chip fracture in his left thumb while sliding into second base and was placed on the 15-day disabled list (on 3/21)...on 3/24, **2b Tony Fernandez** suffered a fracture of the Olecranon Process of the right elbow when diving for a line drive off the bat of Houston's James Mouton...surgery was required and Fernandez missed the entire '96 season...on

3/26, 2b Pat Kelly left the game vs. Detroit at Lakeland after experiencing pain in his right shoulder while attempting to complete a double play...he was placed on the 15-day D.L. (on 3/30).

**OPENING DAY ROSTER:** Only 14 players from the expanded 28-man roster in 1995 remained on the '96 Opening Day roster...there were also 15 new additions and four players--RHP Scott Kamieniecki, INFs Tony Fernandez and Pat Kelly and OF Tim Lincecum--on the disabled list...the 1996 Opening Day roster included 12 pitchers: RHPs David Cone, Dwight Gooden, Mark Hutton, Jeff Nelson, Melido Perez, Mariano Rivera, John Wetteland and Bob Wickman; LHPs Steve Howe, Jimmy Key, Andy Pettitte and Kenny Rogers; 2 catchers: Joe Girardi and Jim Leyritz; 6 infielders: Wade Boggs, Mariano Duncan, Robert Eenhoorn, Andy Fox, Derek Jeter and Tino Martinez; and 5 outfielders: Matt Luke, Paul O'Neill, Ruben Sierra, Bernie Williams and Gerald Williams...the Yankees would go on to use 49 players in 1996, one short of the club's single season record set in 1989.

**OPENING DAY:** After being snowed out on 4/1, the Yankees opened the 1996 season on April 2--their earliest season opener ever--at Cleveland's Jacobs Field...with a 7-1 victory, the Yankees won their 5th straight opener and 10th in the last 11 seasons (are now 55-38-1 in 94 openers).

**IN THE STANDINGS:** The Yankees finished the 1996 season in 1st place for 153 consecutive days since overtaking the Orioles on 4/30 (after their 1st meeting of the year)...it was the most consecutive days they have been in 1st place since 1976 when they spent 175 straight days atop the A.L. East from 4/12 through the end of the season...their lead over Baltimore peaked at 12 games on 7/28 and dropped to 2.5 games on 9/9-11 and 9/15...before overtaking the Orioles, the Yankees fell as far as 4.0 games back (4/17-19) after dropping three straight games at Milwaukee and Minnesota.

**WITH THE LEAD:** The Yankees were 86-1 in 1996 when leading after 8 innings and are now 216-7 since the start of the '94 season (also 72-5 in '95 and 60-1 in '94)...on 9/22 vs. Boston, they suffered their 1st loss of the season when leading after 8 (were 83-0 and had won 108 consecutive games since losing a lead after 8 innings on 8/24/95)...were also 70-3 when leading after 6 innings and 79-2 when leading after 7...their .959 winning percentage after 6 innings is 4th all-time behind the 1980 Yankees (78-2, .975), 1979 Montreal Expos (69-2, .972) and the 1985 St. Louis Cardinals (78-3, .963).

**AT HOME:** The Yankees were 49-31 (.613) at Yankee Stadium in 1996 and have won 67 of their last 102 regular-season games (.657) in the Bronx, dating back to 8/12/95...with a loss to Texas on 7/22, the Yankees lost consecutive games at home for the 1st time since 8/10-11/95 vs. Cleveland...the 67 games between back-to-back home losses was their longest streak since they went 69 games without consecutive losses in 1963...the Yankees were 19-7 in series openers at Yankee Stadium, the best record in the Majors in that category.

**ON THE ROAD:** The Yankees were 43-39 on the road in 1996, their best road record--and 1st winning mark--since 1986 when they were 49-33.

**ONE-RUN GAMES:** The Yankees were 25-16 in 1-run decisions (15-6 at Yankee Stadium, 10-10 on the road), the best record in the Majors in that category...they were 20-14 in 2-run decisions (10-6 at Yankee Stadium, 10-8 on the road).

**STREAKS:** The Yankees had 4 winning streaks of 5 games in 1996...5 games is the shortest win streak by a Yankee club since 1971 when they had 3 streaks of 5 games...it is the shortest winning streak ever by an eventual pennant-winning Yankee team (the '49 Yankees won 6 straight).

**BY THE NUMBERS:** The Yankees were 56-21 when scoring first...79-28 when scoring 4 or more runs, 13-42 when scoring 3 or less runs...were 32-61 when the opponent scored 4 or more runs, 61-8 when the opponent scored 3 or less runs...were 58-25 when their starter went 6 innings or more, 45-53 when the opponent's starter went at least six innings...went 67-15 when outhitting their opponent, 22-49 when an opponent out hit the Yanks...were 57-36 making no errors, 35-34 when making at least 1 error.

**ALL-STAR GAME:** Three Yankees were named to the American League All-Star squad, which lost to the National League, on July 9 at Veteran's Stadium in Philadelphia...3b Wade Boggs was elected to start the game for the 11th straight year, extending his all-time record for third basemen...he was the 1st Yankee third basemen to start 4 consecutive All-Star Games and became 1 of only 4 players ever to appear in at least 12 straight games...LHP Andy Pettitte and RHP John Wetteland were named to the squad, but did not play.

**ATTENDANCE:** The Yankees drew 2,250,839 at Yankee Stadium in 1996, their highest home total since 1993 despite only 78 home dates (28,857) due to rain...on the road, the Yankees played before 2,226,722 in 79 dates (28,186).

**RUNNERS IN SCORING POSITION:** The Yankees batted .293 (439-for-1498) with runners in scoring position in 1996...with less than 2 outs, they batted .321 (252-for-786); with 2 outs, they batted .263 (187-for-712)...with the bases loaded, they batted .299 (47-for-157) with 3 grand stams (B. Williams-2 and Martinez).

**PINCH HITTING:** Yankee pinch hitters batted .231 (18-for-78) with 1 HR (R. Rivera) and 17 RBI...the 78 ABs by pinch hitters were the 2nd fewest in the Majors (Texas, 74) and fewest by a Yankee club since 1977 when they had 73.

**TEAM DEFENSE:** Committed 91 errors, second-fewest in the Major Leagues to the Rangers' 87...were trying to become the first Yankee club to lead the Majors in fewest errors since 1942...last led the A.L. in fewest errors in 1961...no Yankee Rawlings Gold Glove winners for the first time since 1990...Martinez led AL first basemen in fielding percentage (.996)...O'Neill tied for A.L. lead in outfielders' fielding percentage (1.000).

**DISABLED LIST:** The Yankees placed 14 players on the D.L. 18 times in 1996 and had as many as 9 players on at one time...in '95, the Yankees placed only 8 players on the disabled list, none after 7/15...disabled in '96 were Tony Fernandez, Tim Lincecum (2), Pat Kelly (3), Scott Kamieniecki, Melido Perez, Mark Hutton, Mariano Duncan, David Cone, Jimmy Key (2), Bernie Williams, Mike Aldrete, John Wetteland, Pat Listach and Mike Figga.

**IN-SEASON TRADES:** On 6/12, acquired OF Mike Aldrete from the California Angels for RHP Rich Monteleone (who was on the Triple-A Columbus roster); on 6/21, acquired LHP Billy Brewer from the Los Angeles Dodgers for RHP Mike Judd (who was on Class-A Greensboro roster); on 7/31, acquired 1B/DH Cecil Fielder from the Detroit Tigers for OF/DH Ruben Sierra, RHP Matt Drews and cash considerations; and acquired David Weathers from the Florida Marlins for RHP Mark Hutton; on 8/23, acquired OF/INF Pat Listach and LHP Graeme Lloyd from the Milwaukee Brewers for RHP Bob Wickman and OF Gerald Williams (acquired RHP Ricky Bones and a player to be named later, INF Gabby Martinez from the Brewers on 8/29 as compensation for the injured status of Listach); on 8/30, acquired 3B Charlie Hayes from the Pittsburgh Pirates for RHP Chris Corn (who was on the Single-A Tampa roster).

**POSTPONEMENTS:** There were nine weather-related postponements in 1996, the most in a season for the Yankees since 1989 when 11 games on 10 dates were washed out...in April, the Yankees had three postponements before playing their 1st three games for the 1st time since 1982 when snow wiped out the 1st game of the season four times.

# 1996 YANKEES DAY-BY-DAY

Game					Home-Road		Division		Winning-Losing		Paid
Date	No.	Opp.	W-L	Score	Rec.	Rec.	Pos.	GA/GB	Leader & Lead	Pitchers	Attendance
4/1		@ Cle		PPD. due to snow							
4/2	1	@ Cle	W	7-1	1-0	1-0	1(T)	+0.5	NY-Bal (0.5)	Cone-DMartinez	42,289
4/3	2	@ Cle	W	5-1	2-0	2-0	1(T)	+1.5	NY-Bal	Pettitte-McDowell	41,843
4/4		@ Cle		PPD. due to rain							
4/5		@ Tex		PPD. due to rain							
4/6	3	@ Tex	L	2-4	2-1	2-1	3	-1.0	Bal (0.5)	Witt-Key	35,510
4/7	4	@ Tex(1)	L	2-7	2-2	2-2				Hill-Gooden	
	5	@ Tex(2)	L	1-4	2-3	2-3	3	-2.0	Bal (1.5)	Pavlik-Howe	36,248
4/8		OFF DAY									
4/9	6	vs KC	W	7-3	3-3	1-0	3(T)	-2.0	Bal (1.0)	Pettitte-Haney	56,329
4/10		OFF DAY									
4/11	7	vs KC	W	5-3	4-3	2-0	3	-2.5	Bal (2.0)	Key-Belcher	17,519
4/12	8	vs Tex	W	4-3	5-3	3-0	3	-2.5	Bal (2.0)	Cone-Hill	20,238
4/13	9	vs Tex	L	6-10	5-4	3-1	2	-3.5	Bal (3.5)	Pavlik-Gooden	19,603
4/14	10	vs Tex	W	12-3	6-4	4-1	2	-2.5	Bal (2.5)	Pettitte-Gross	20,181
4/15		OFF DAY									
4/16	11	@ Mil	L	3-6	6-5	2-4	2	-3.5	Bal (3.5)	Karl-Key	7,059
4/17	12	@ Mil	L	4-8	6-6	2-5	2	-4.0	Bal (4.0)	Bones-Cone	7,124
4/18		OFF DAY									
4/19	13	@ Min	L	1-7	6-7	2-6	2	-4.0	Bal (4.0)	Rodriguez-Gooden	20,297
4/20	14	@ Min	W	7-6	7-7	3-6	2	-3.0	Bal (3.0)	Wickman-Guardado	24,586
4/21	15	@ Min	W	9-5	8-7	4-6	2	-2.0	Bal (2.0)	Rogers-Radke	20,115
4/22	16	@ KC	W	6-2	9-7	5-6	2	-1.0	Bal (1.0)	Cone-Appier	14,763
4/23	17	@ KC	L	2-5	9-8	5-7	2	-1.5	Bal (1.5)	Gubicza-Key	12,536
4/24	18	vs Cle	W	10-8	10-8	5-1	2	-1.0	Bal (1.0)	Kamieniecki-Martinez	20,187
4/25	19	vs Cle	L	3-4	10-9	5-2	2	-2.0	Bal (2.0)	Poole-Pettitte	18,580
4/26	20	vs Min	W	5-4	11-9	6-2	2	-1.0	Bal (1.0)	Rivera-Radke	14,450
4/27	21	vs Min	L	6-8	11-10	6-3	2	-1.0	Bal (1.0)	Bennett-Wickman	20,025
4/28	22	vs Min	W	6-3	12-10	7-3	1(T)	+3.0	NY-Bal (3.0)	Rivera-Rodriguez	24,793
4/29		OFF DAY									
4/30	23	@ Bal	W	13-10	13-10	6-7	1	+0.5	NY (0.5)	Nelson-Shepherd	43,117
5/1	24	@ Bal	W	11-6 (15)	14-10	7-7	1	+1.5	NY (1.5)	Pettitte-Mercker	47,472
5/2	25	vs Chi	W	5-1	15-10	8-3	1	+2.0	NY (2.0)	<b>CONE</b> -Fernandez	19,773
5/3	26	vs Chi	W	2-0	16-10	9-3	1	+2.0	NY (2.0)	Rivera-Thomas	15,599
5/4	27	vs Chi	L	5-11	16-11	9-4	1	+1.0	NY (1.0)	Karchner-Nelson	20,661
5/5	28	vs Chi	W	7-1	17-11	10-4	1	+2.0	NY (2.0)	Pettitte-Tapani	26,525
5/6	29	vs Det	W	10-5	18-11	11-4	1	+2.5	NY (2.5)	Wickman-Myers	12,838
5/7	30	vs Det	W	12-5	19-11	12-4	1	+3.5	NY (3.5)	Mecir-Lewis	12,760
5/8	31	vs Det	W	10-3	20-11	13-4	1	+4.5	NY (4.5)	Gooden-Keagle	18,729
5/9	32	vs Det	L	2-4	20-12	13-5	1	+3.5	NY (3.5)	Gohr-Key	13,098
5/10	33	@ Chi	L	2-5	20-13	7-8	1	+2.5	NY (2.5)	Tapani-Pettitte	15,784
5/11	34	@ Chi	L	5-7	20-14	7-9	1	+1.5	NY (1.5)	McCasill-Wetteland	25,722
5/12	35	@ Chi	W	9-8	21-14	8-9	1	+2.5	NY (2.5)	Wickman-Thomas	17,405
5/13		OFF DAY									
5/14	36	vs Sea	W	2-0	22-14	14-5	1	+2.5	NY (2.5)	<b>GOODEN</b> -Hitchcock	20,786
5/15	37	vs Sea	L	5-10	22-15	14-6	1	+1.5	NY (1.5)	Hurtado-Key	20,680
5/16		OFF DAY									
5/17	38	vs Cal	W	8-5	23-15	15-6	1	+1.5	NY (1.5)	Pettitte-Abbott	19,087
5/18	39	vs Cal	W	7-3	24-15	16-6	1	+2.5	NY (2.5)	Rogers-Williams	22,821
5/19	40	vs Cal	L	1-10	24-16	16-7	1	+1.5	NY (1.5)	<b>FINLEY</b> -Kamieniecki	37,326
5/20		OFF DAY									
5/21	41	vs Oak	W	7-3	25-16	17-7	1	+2.0	NY (2.0)	Gooden-Reyes	15,614
5/22	42	vs Oak	L	1-5	25-17	17-8	1	+1.0	NY (1.0)	Wojciechowski-Pettitte	18,544
5/23	43	vs Oak	W	4-3	26-17	18-8	1	+1.5	NY (1.5)	Rogers-Taylor	19,315
5/24	44	@ Sea	L	4-10	26-18	8-10	1	+0.5	NY (0.5)	Hitchcock-Kamieniecki	44,236
5/25	45	@ Sea	W	5-4	27-18	9-10	1	+1.5	NY (1.5)	Mendoza-Hurtado	57,173
5/26	46	@ Sea	L	3-4	27-19	9-11	1	+0.5	NY (0.5)	Menhart-Gooden	42,410
5/27	47	@ Cal	W	16-5	28-19	10-11	1	+1.0	NY (1.0)	Pettitte-Abbott	20,926
5/28	48	@ Cal	L	0-1	28-20	10-12	1(T)	+7.5	NY-Bal (7.5)	<b>GRIMSLEY-ROGERS</b>	17,284
5/29	49	@ Cal	L	0-4	28-21	10-13	1(T)	+6.5	NY-Bal (6.5)	Finley-Mendoza	19,246
5/30		OFF DAY									
5/31	50	@ Oak	W	4-1	29-21	11-13	1	+1.0	NY (1.0)	Key-Johns	13,279
6/1	51	@ Oak	W	6-3	30-21	12-13	1	+2.0	NY (2.0)	Pettitte-Chouinard	21,354
6/2	52	@ Oak	W	11-4	31-21	13-13	1	+2.0	NY (2.0)	Rogers-Wojciechowski	26,331
6/3		OFF DAY									
6/4	53	vs Tor	W	5-4	32-21	19-8	1	+2.0	NY (2.0)	Gooden- <b>HANSON</b>	17,368
6/5	54	vs Tor	L	7-12	32-22	19-9	1	+1.0	NY (1.0)	Hentgen-Key	17,142
6/6	55	vs Tor	W	8-1	33-22	20-9	1	+1.0	NY (1.0)	<b>PETTITTE</b> -Quantrill	18,475
6/7	56	@ Det	L	5-6	33-23	13-14	1	+1.0	NY (1.0)	Lewis-Nelson	16,350
6/8	57	@ Det	L	7-9	33-24	13-15	1	+1.0	NY (1.0)	Olson-Rogers	20,173
6/9	58	@ Det	W	3-2	34-24	14-15	1	+2.0	NY (2.0)	Gooden-Gohr	16,588
6/10	59	@ Tor	W	5-3	35-24	15-15	1	+3.0	NY (3.0)	Key-Hentgen	37,332
6/11	60	@ Tor	W	6-4	36-24	16-15	1	+3.0	NY (3.0)	Pettitte-Quantrill	32,114
6/12	61	@ Tor	L	4-7	36-25	16-16	1	+2.0	NY (2.0)	Janzen-Mendoza	44,238
6/13	62	vs Cle	L	2-6	36-26	20-10	1	+2.0	NY (2.0)	Hershiser-Rogers	30,707
6/14	63	vs Cle	W	4-3	37-26	21-10	1	+2.0	NY (2.0)	Gooden-Ogea	32,580
6/15	64	vs Cle	L	3-10	37-27	21-11	1	+2.0	NY (2.0)	Nagy-Boehringer	42,032
6/16	65	vs Cle	W	5-4	38-27	22-11	1	+2.0	NY (2.0)	Pettitte-Martinez	51,180
6/17	66	vs Min	L	3-6	38-28	22-12	1	+1.5	NY (1.5)	Aldred-Mendoza	16,189
6/18	67	vs Min	W	2-0	39-28	23-12	1	+2.5	NY (2.5)	Rogers- <b>RADKE</b>	17,593
6/19		vs Min		PPD. due to rain							
6/20		OFF DAY									
6/21	68	@ Cle(1)	W	8-7	40-28	17-16				Nelson-Mesa	42,176
	69	@ Cle(2)	W	9-3	41-28	18-16	1	+3.0	NY (3.0)	Mendoza-Tavarez	42,454
6/22	70	@ Cle	W	11-9	42-28	19-16	1	+3.0	NY (3.0)	Brewer-Martinez	42,461
6/23	71	@ Cle	W	6-5	43-28	20-16	1	+4.0	NY (4.0)	Gooden-McDowell	41,767
6/24	72	@ Min	L	0-3	43-29	20-17	1	+3.0	NY (3.0)	<b>ROBERTSON</b> -Pettitte	20,486
6/25	73	@ Min(1)	L	1-6	43-30	20-18				Rodriguez-Boehringer	
	74	@ Min(2)	W	6-2	44-30	21-18	1	+3.5	NY (3.5)	Mendoza-Seralini	16,641
6/26	75	@ Min	W	2-1	45-30	22-18	1	+4.5	NY (4.5)	Polley-Guardado	19,116

Game					Cum.	Home-	Division			Winning-Losing	Paid
Date	No.	Opp.	W-L	Score	Rec.	Road	Pos.	GA/GB	Leader & Lead	Pitchers	Attendance
6/27	76	vs Bal	W	3-2	46-30	24-12	1	+5.5	NY (5.5)	Rogers-ERICKSON	34,161
6/28	77	vs Bal	L	4-7	46-31	24-13	1	+4.5	NY (4.5)	Rhodes-Rivera	43,515
6/29	78	vs Bal	W	4-3	47-31	25-13	1	+5.5	NY (5.5)	Pettitte-Mussina	45,295
6/30	79	vs Bal	L	1-9	47-32	25-14	1	+4.5	NY (4.5)	WELLS-Mendoza	40,200
7/1	80	vs Bos	W	2-0	48-32	26-14	1	+4.5	NY (4.5)	Key-Clemens	27,734
7/2	81	vs Bos	W	7-5	49-32	27-14	1	+4.5	NY (4.5)	Nelson-Hudson	28,810
7/3		vs Bos		PPD. due to rain			1	+5.0	NY (5.0)		
7/4	82	vs Mil	W	4-1	50-32	28-14	1	+5.0	NY (5.0)	Pettitte-Karl	24,243
7/5	83	vs Mil	W	12-3	51-32	29-14	1	+6.0	NY (6.0)	Gooden-Bones	26,699
7/6	84	vs Mil	W	2-0	52-32	30-14	1	+6.0	NY (6.0)	Key-Sparks	24,033
7/7	85	vs Mil	L	1-4	52-33	30-15	1	+6.0	NY (6.0)	McDonald-Rogers	35,242
7/8-10		ALL-STAR BREAK, Philadelphia, PA									
7/11	86	@ Bal	W	4-2	53-33	23-18	1	+7.0	NY (7.0)	Key-Mussina	46,760
7/12		@ Bal		PPD. due to rain			1	+7.0	NY (7.0)		
7/13	87	@ Bal(1)	W	3-2	54-33	24-18	1	+8.0	NY (8.0)	Nelson-Wells	
	88	@ Bal(2)	W	7-5	55-33	25-18	1	+9.0	NY (9.0)	Goodens-Rhodes	46,451
7/14	89	@ Bal	W	4-1	56-33	26-18	1	+10.0	NY (10.0)	Pettitte-Erickson	47,658
7/15	90	@ Bos	L	6-8	56-34	26-19	1	+9.0	NY (9.0)	Wakefield-Hutton	33,263
7/16	91	@ Bos	W	9-5	57-34	27-19	1	+10.0	NY (10.0)	Key-Clemens	34,676
7/17	92	@ Bos	L	11-12	57-35	27-20	1	+9.0	NY (9.0)	Eshelman-Wetteland	34,082
7/18	93	@ Mil	L	4-16	57-36	27-21	1	+8.0	NY (8.0)	Karl-Gooden	19,079
7/19	94	@ Mil	L	5-7	57-37	27-22	1	+8.0	NY (8.0)	Feters-Pettitte	19,300
7/20	95	@ Mil	W	4-2	58-37	28-22	1	+9.0	NY (9.0)	Rivera-Vanegmond	25,473
7/21	96	@ Mil	L	2-3	58-38	28-23	1	+8.0	NY (8.0)	D'Amico-Key	25,662
7/22	97	vs Tex	L	1-6	58-39	30-16	1	+8.0	NY (8.0)	HILL-Rogers	30,767
7/23	98	vs Tex	W	6-0	59-39	31-16	1	+9.0	NY (9.0)	Gooden-Pavlik	22,814
7/24	99	vs Tex	W	4-2	60-39	32-16	1	+10.0	NY (10.0)	Pettitte-Alberro	35,308
7/25	100	vs KC	L	0-7	60-40	32-17	1	+10.0	NY (10.0)	Rosado-Hutton	23,475
7/26	101	vs KC	W	15-1	61-40	33-17	1	+11.0	NY (11.0)	Key-Haney	23,782
7/27	102	vs KC	W	5-4	62-40	34-17	1	+11.0	NY (11.0)	Rogers-Belcher	42,044
7/28	103	vs KC	W	3-2	63-40	35-17	1	+12.0	NY (12.0)	Wetteland-Jacome	35,658
7/29		OFF DAY					1	+12.0	NY (12.0)		
7/30	104	@ Tex	L	2-15	63-41	28-24	1	+11.0	NY (11.0)	WITT-Pettitte	39,637
7/31	105	@ Tex	L	2-9	63-42	28-25	1	+10.0	NY (10.0)	Oliver-Key	30,645
8/1	106	@ Tex	W	6-5	64-42	29-25	1	+10.0	NY (10.0)	Rogers-Hill	34,855
8/2	107	@ KC	L	4-11	64-43	29-26	1	+10.0	NY (10.0)	Linton-Weathers	29,355
8/3	108	@ KC	L	3-4 (10)	64-44	29-27	1	+9.0	NY (9.0)	Montgomery-Rivera	28,618
8/4	109	@ KC	W	5-3	65-44	30-27	1	+10.0	NY (10.0)	Pettitte-Rosado	24,624
8/5	110	@ KC	W	5-2	66-44	31-27	1	+10.0	NY (10.0)	Key-Pichardo	22,865
8/6	111	vs Chi	W	9-2	67-44	36-17	1	+10.0	NY (10.0)	Rogers-Tapani	33,025
8/7	112	vs Chi	L	4-8	67-45	36-18	1	+9.0	NY (9.0)	Hernandez-Nelson	31,098
8/8	113	vs Chi	W	8-4	68-45	37-18	1	+9.0	NY (9.0)	Wickman-Andujar	35,898
8/9	114	vs Det	L	3-5	68-46	37-19	1	+9.0	NY (9.0)	Cummings-Pettitte	23,439
8/10	115	vs Det	L	7-13	68-47	37-20	1	+8.0	NY (8.0)	Lewis-Key	28,863
8/11	116	vs Det	W	12-0	69-47	38-20	1	+9.0	NY (9.0)	ROGERS-Lira	33,517
8/12	117	@ Chi	L	2-3 (10)	69-48	31-28	1	+8.5	NY (8.5)	Fernandez-Wetteland	32,492
8/13	118	@ Chi	L	4-8	69-49	31-29	1	+7.5	NY (7.5)	Bertotti-Weathers	26,455
8/14	119	@ Chi	W	3-1	70-49	32-29	1	+7.5	NY (7.5)	Pettitte-Baldwin	23,350
8/15		OFF DAY					1	+7.0	NY (7.0)		
8/16	120	vs Sea	L	5-6	70-50	38-21	1	+5.5	NY (5.5)	Hitchcock-Polley	50,724
8/17	121	vs Sea	L	3-10	70-51	38-22	1	+5.5	NY (5.5)	Moyer-Rogers	51,729
8/18	122	vs Sea	L	12-13	70-52	38-23	1	+5.5	NY (5.5)	Ayala-Mecir	44,769
8/19	123	vs Sea	W	10-4	71-52	39-23	1	+6.0	NY (6.0)	PETTITTE-Carmona	33,994
8/20	124	vs Cal	W	17-6	72-52	40-23	1	+6.0	NY (6.0)	Boehringer-Springer	20,795
8/21	125	vs Cal	L	1-7	72-53	40-24	1	+5.0	NY (5.0)	Dickson-Key	23,302
8/22	126	vs Cal	L	3-12	72-54	40-25	1	+5.0	NY (5.0)	Finley-Rogers	27,191
8/23	127	vs Oak	W	5-3	73-54	41-25	1	+6.0	NY (6.0)	Gooden-Wengert	34,244
8/24	128	vs Oak	W	5-4	74-54	42-25	1	+6.0	NY (6.0)	Whitehurst-Telgheder	32,125
8/25	129	vs Oak	L	4-6	74-55	42-26	1	+6.0	NY (6.0)	Mohler-Nelson	50,808
8/26	130	@ Sea	L	1-2	74-56	32-30	1	+5.0	NY (5.0)	Ayala-Lloyd	32,857
8/27	131	@ Sea	L	4-7	74-57	32-31	1	+4.0	NY (4.0)	Moyer-Lloyd	32,975
8/28	132	@ Sea	L	2-10	74-58	32-32	1	+4.0	NY (4.0)	Mulholland-Gooden	30,952
8/29	133	@ Cal	L	3-14	74-59	32-33	1	+4.0	NY (4.0)	Holtz-Whitehurst	19,755
8/30	134	@ Cal	W	6-2	75-59	33-33	1	+4.0	NY (4.0)	Pettitte-Springer	27,084
8/31	135	@ Cal	W	14-3	76-59	34-33	1	+4.0	NY (4.0)	Key-Dickson	28,749
9/1	136	@ Cal	L	0-4	76-60	34-34	1	+4.0	NY (4.0)	Finley-Rogers	19,384
9/2	137	@ Oak	W	5-0	77-60	35-34	1	+4.0	NY (4.0)	Cone-Prieto	20,159
9/3	138	@ Oak	L	9-10	77-61	35-35	1	+4.0	NY (4.0)	Acre-Boehringer	11,621
9/4	139	@ Oak	W	10-3	78-61	36-35	1	+4.0	NY (4.0)	Pettitte-Telgheder	9,892
9/5		OFF DAY					1	+4.0	NY (4.0)		
9/6	140	vs Tor	W	4-3	79-61	43-26	1	+5.0	NY (5.0)	Rivera-Risley	21,528
9/7	141	vs Tor	L	2-3	79-62	43-27	1	+4.0	NY (4.0)	Quantrill-Cone	27,069
9/8	142	vs Tor	L	2-4	79-63	43-28	1	+3.0	NY (3.0)	Hanson-Pettitte	28,575
9/9		OFF DAY					1	+2.5	NY (2.5)		
9/10	143	@ Det	W	9-8	80-63	37-35	1	+2.5	NY (2.5)	Rivera-Sager	11,042

Game					Cum.	Home-		Division	Winning-Losing	Paid
Date	No.	Opp.	W-L	Score	Rec.	Road	Pos.	GA/ GB & Lead	Pitchers	Attendance
9/11	144	@ Det	W	7-3	81-63	38-35	1	+2.5 NYY (2.5)	Key-Lira	9,775
9/12	145	@ Det	W	12-3	82-63	39-35	1	+3.5 NYY (3.5)	Cone-Thompson	9,009
9/13	146	@ Tor	W	4-1	83-63	40-35	1	+3.5 NYY (3.5)	Pettitte-Hanson	31,227
9/14	147	@ Tor	W	3-1	84-63	41-35	1	+3.5 NYY (3.5)	Boehringer-Hentgen	43,397
9/15	148	@ Tor	L	1-3	84-64	41-36	1	+2.5 NYY (2.5)	Timin-Mendoza	36,268
9/16	149	@ Tor	W	10-0	85-64	42-36	1	+3.0 NYY (3.0)	Key-Quantrill	30,115
9/17		vs Bal		PPD. due to rain			1	+3.0 NYY (3.0)		
9/18	150	vs Bal	W	3-2 (10)	86-64	44-28	1	+4.0 NYY (4.0)	Rivera-Mills	40,335
9/19	151	vs Bal (1)	W	9-3	87-64	45-28			Rogers-Mussina	
	152	vs Bal (2)	L	9-10	87-65	45-29	1	+4.0 NYY (4.0)	Mathews-Rivera	54,888
9/20	153	vs Bos	L	2-4	87-66	45-30	1	+4.0 NYY (4.0)	Wakefield-Polley	39,883
9/21	154	vs Bos	W	12-11(10)	88-66	46-30	1	+4.0 NYY (4.0)	Wetteland-Hudson	54,599
9/22	155	vs Bos(1)	W	4-3	89-66	47-30	1	+4.0 NYY (4.0)	Rivera-SELE	32,422
		vs Bos(2)		PPD. due to rain			1			
9/23	156	vs Bos	L	3-4 (11)	89-67	47-31	1	+4.0 NYY (4.0)	Siocumb-Boehringer	22,728
9/24		vs Mil		PPD. due to rain			1	+4.5 NYY (4.5)		
9/25	157	vs Mil (1)	W	19-2	90-67	48-31	1		Cone-Van Egmond	
	158	vs Mil (2)	W	6-2	91-67	49-31	1	+5.0 NYY (5.0)	Rogers-Karl	34,968
9/26	159	@ Bos	L	3-5	91-68	42-37	1	+4.0 NYY (4.0)	Maddux-Key	32,367
9/27	160	@ Bos	L	5-7	91-69	42-38	1	+4.0 NYY (4.0)	Sele-Gooden	32,573
9/28	161	@ Bos	W	4-2	92-69	43-38	1	+4.0 NYY (4.0)	Mendoza-Clemens	33,612
9/29	162	@ Bos	L	5-6	92-70	44-39	1	+4.0 NYY (4.0)	Mahomes-Polley	32,563

Make-Up Games: 4/2 @ Cle (4/1 PPD. due to snow); 4/7 DH @ Tex (4/5 PPD. due to rain); 6/21 DH @ Cle (4/4 PPD. due to rain); 6/25 DH @ Min (6/19 PPD. due to rain); 7/13 DH @ Bal (7/12 PPD. due to rain); 9/23 vs Bos (9/22/G2 PPD. due to rain, which was a make up from 7/3); 9/25 DH vs Mil (9/24 PPD. due to rain).

### 1996 POST SEASON

Game					Cum.	Home-	Winning-Losing	Paid
Date	No.	Opp.	W-L	Score	Rec.	Road	Pitchers	Attendance

#### 1996 DIVISION SERIES vs. TEXAS RANGERS

10/1	1	vs Tex	L	2-6	0-1	0-1	BURKETT-Cone	57,205
10/2	2	vs Tex	W	5-4(12)	1-1	1-1	Boehringer-Stanton	57,156
10/3				OFF DAY				
10/4	3	at Tex	W	3-2	2-1	1-0	Nelson-Oliver	50,860
10/5	4	at Tex	W	6-4	3-1	2-0	Weathers-Pavlik	50,066

#### 1996 AMERICAN LEAGUE CHAMPIONSHIP SERIES vs. BALTIMORE ORIOLES

10/8		vs Bal		PPD. due to rain				
10/9	1	vs Bal	W	5-4(11)	1-0	1-0	Rivera-Myers	56,495
10/10	2	vs Bal	L	3-5	1-1	1-1	Wells-Nelson	56,432
10/11	3	at Bal	W	5-2	2-1	1-0	Key-Mussina	48,635
10/12	4	at Bal	W	8-4	3-1	2-0	Weathers-Coppinger	48,974
10/13	5	at Bal	W	6-4	4-1	3-0	Pettitte-Erickson	48,718

#### 1996 WORLD SERIES vs. ATLANTA BRAVES

10/19		vs Atl		PPD. due to rain				
10/20	1	vs Atl	L	1-12	0-1	0-1	Smoltz-Pettitte	56,365
10/21	2	vs Atl	L	0-4	0-2	0-2	Maddux-Key	56,340
10/22	3	at Atl	W	5-2	1-2	1-0	Cone-Glavine	51,843
10/23	4	at Atl	W	8-6	2-2	2-0	Lloyd-Avery	51,881
10/24	5	at Atl	W	1-0	3-2	3-0	Pettitte-Smoltz	51,881
10/25				OFF DAY				
10/26	6	vs Atl	W	3-2	4-2	1-2	Key-Maddux	56,375

## 1996 POST-SEASON SUMMARY

### 1996 DIVISION SERIES vs. TEXAS

**Game 1 - October 1: Rangers 6, Yankees 2:** Yankees took a 1-0 lead in the first inning...Cone gave up a 3-run HR to Gonzalez and a 2-run HR to Palmer in the fourth inning...Cone recorded the loss, giving up 8 hits and 6 earned runs over 6 innings pitched.

**Game 2 - October 2: Yankees 5, Rangers 4 (12):** Pettitte surrendered two HR to Gonzalez...Gonzalez hit a solo HR in the second inning and a 3-run HR in the third inning to give the Rangers a 4-1 lead...Fielder hit a solo HR off Hill in the fourth inning to cut the lead to 4-2...Girardi pinch ran for Leyritz who was hit by a Hill pitch in the seventh inning and scored on Hayes' sacrifice fly...Williams led off the 8th inning with a single and was driven in by Fielder to tie the game, 4-4...in the bottom of the twelfth inning Jeter led off with a single and advanced to second on Raines' walk...with no outs Hayes put down a sacrifice bunt that was thrown past first base by Palmer and Jeter scored to win the game...Boehringer picked up his first career post-season win, pitching the third out of the twelfth inning.

**Game 3 - October 4: Yankees 3, Rangers 2:** Yankees took a 1-0 lead in the top of the first inning on a Williams HR off Oliver, which he followed in the bottom of the inning by robbing Greer of a HR in centerfield...Gonzalez evened the score with a solo HR off Key, his fourth of the series, in the fourth inning...Rangers took the lead in the fifth inning when Rodriguez doubled Elster in from third base...Yankees led off the ninth inning with two singles by Jeter and Raines... Williams drove in Jeter with a sacrifice fly and Duncan drove in Raines with a two-out single for the winning run...Nelson picked up his first career post-season win (3IP, 1H, 2BB, 2K) and Wetteland recorded his first career post-season save (1IP, 0H, 1BB, 1K).

**Game 4 - October 5: Yankees 6, Rangers 4:** Rangers jumped out to a 4-0 lead after three innings... Gonzalez hit his fifth HR of the series off Boehringer in the third inning...Yankees countered with a three-run fourth inning and a solo HR by Williams off Pavlik in the fifth inning...Fielder's seventh-inning single drove in Raines to give the Yankees a 5-4 lead...Williams hit a solo HR off Stanton in the ninth inning...Wetteland came in to record his second save in as many days...Weathers picked up his first career post-season win, striking out three batters over three innings pitched...Yankees took the series 3 games to 1 and advanced to the ALCS.

### 1996 AMERICAN LEAGUE CHAMPIONSHIP SERIES vs. BALTIMORE

**Game 1 - October 9: Yankees 5, Orioles 4 (11):** Raines led off the first inning with a double and scored on a Williams ground out..Orioles took a 3-1 lead scoring a run in each of the next 3 innings, including solo shots by Anderson and Palmiero off of Pettitte in the third and fourth innings...Surhoff hit a sacrifice fly scoring Palmeiro in the sixth...Boggs scored on a bases loaded walk to Strawberry cutting the Orioles lead in half...Jeter tied the score at 4 with a solo HR off Benitez in the 8th inning...Williams led off the eleventh inning with a game-winning solo HR off Myers...Mariano Rivera picked up his second career post-season victory, striking out three batters over two scoreless innings.

**Game 2 - October 10: Orioles 5, Yankees 3:** Yankees led off the first inning with two singles by Jeter and Raines...Jeter scored on a Williams RBI single and Raines scored on a Fielder double play...Anderson led off the third inning with a walk and Zeile tied the score with a 2-run HR off Cone...Orioles took a 4-2 lead on a 2-run HR by Palmeiro off Nelson in the seventh inning...Girardi scored on an RBI single by Fielder in the seventh inning...Anderson scored on a sacrifice fly by Alomar to give the Orioles a 5-3 lead...Nelson suffered the loss giving up 3 runs on 5 hits over 1.1 innings.

**Game 3 - October 11: Yankees 5, Orioles 2:** Zeile hit a 2-run HR off Key in the first inning...Williams scored on a fielder's choice to cut the lead in half...Yankees scored four times in the eighth inning, including a 2-run HR by Fielder off Mussina...Key earned the win, giving up two runs and striking out five over 8 innings pitched...Wetteland picked up the save, giving up no runs and striking out 1 in the ninth inning.

**Game 4 - October 12: Yankees 8, Orioles 4:** Williams hit a 2-run HR off Coppinger in the first inning...Anderson scored on sacrifice fly by Palmeiro in the first to cut the lead in half...Strawberry hit a solo HR off Coppinger on the 1st pitch of the second inning...Hoiles homered off Rogers in the third inning...O'Neill hit a 2-run HR off Coppinger in the 4th inning giving the Yankees a 5-2 lead...Orioles scored 2 in the fourth, including an RBI single by Surhoff...Williams scored on a Fielder ground out and Strawberry hit a 2-run homer off Benitez in the eighth inning to give the Yankees an 8-4 lead...Weathers picked up the victory giving up three hits and no runs in 2.2 innings.

**Game 5 - October 13: Yankees 6, Orioles 4:** Yankees scored 6 runs off Erickson in the third inning, including a solo HR by Leyritz and a 3-run HR by Fielder...Pettitte gave up solo HRs to Zeile and Murray in the sixth and eighth innings..Bonilla hit a 2-run homer off Wetteland, who recorded his fourth save of the playoffs (1IP, 1H, 2R, 2ER, 2BB, 1K)...Pettitte picked up the win giving up two runs and striking out three over eight innings pitched...Yankees win the series 4 games to 1 and advance to the World Series.

### 1996 WORLD SERIES vs. ATLANTA

**Game 1 - October 20: Braves 12, Yankees 1:** A. Jones hit a 2-run HR off Pettitte in the first inning...Braves scored 6 runs in the third inning, including a 2-run single by C. Jones and a 3-run HR by A. Jones off Boehringer...Boggs had an RBI double in the fifth inning...Pettitte received his first career post-season loss (2.1IP, 6H, 7R, 7ER, 1BB, 1K).

**Game 2 - October 21: Braves 4, Yankees 0:** McGriff hit RBI singles in the first and third innings...Lemke hit an RBI single in the fifth inning...Pendelton doubled and scored on a RBI single by Grissom in the sixth inning...Key suffered the loss (6IP, 10H, 4R, 4ER, 2BB, 0K).

**Game 3 - October 22: Yankees 5, Braves 2:** Raines led off the first inning with a walk and scored on an RBI single by Williams...Strawberry drove in Williams in the fourth inning to increase the Yankees lead to 2-0...Glavine scored on a bases loaded walk to Klesko in the sixth inning...Yankees scored 3 runs in the eighth inning, including a Williams 2-run HR off McMichael...Grissom tripled to lead off the eighth inning and scored on a Lemke RBI single...Cone picked up the win, giving up 1 ER and striking out 3 batters in 6 innings pitched and Wetteland picked up his first of four World Series saves (1IP, 2K).

**Game 4 - October 23: Yankees 8, Braves 6 (10):** Braves scored 4 in the second inning including a McGriff solo HR off Rogers...Lopez hit a sac-fly, scoring C. Jones in the third inning...with A. Jones' RBI double in the fifth inning, the Braves led 6-0 ...in the top of the sixth inning, Jeter scored on a Fielder single and Williams scored from first base on Dye's error when he misplayed Fielder's ball, Hayes' single scored Fielder as the Yankees cut the lead in half...Yankees tied the score at 6 on a Leyritz 3-run HR off Wohlers...Raines scored the game-winning run on a bases-loaded walk by Boggs as the Yankees scored 2 runs in the tenth inning to win 8-6...Lloyd picked up the win (1IP, 1K) and Wetteland picked up his 2nd save of the series (.2IP, 1H).

**Game 5 - October 24: Yankees 1, Braves 0:** Hayes scored on a Fielder RBI double in the fourth inning...Pettitte went 8.1 scoreless innings, striking out 4 to earn his first win of the series...Wetteland picked up his third consecutive save of the series (.2IP, 1BB).

**Game 6 - October 26: Yankees 3, Braves 2:** Yankees scored 3 runs in the third inning, including an RBI triple by Girardi...McGriff scored on a bases loaded walk to Dye in the fourth inning...Klesko scored on a Grissom RBI single in the ninth inning...With 2 outs Lemke popped out to Hayes in foul territory and the Yankees take the series 4 games to 2...Key picked up the win (5.1IP, 5H, 1R, 1ER, 3BB, 1K)...Wetteland earned his fourth consecutive save and MVP honors (1IP, 3H, 1R, 1ER, 0BB, 2K).

# 1996 AMERICAN LEAGUE DIVISION SERIES

## NEW YORK YANKEES

BATTER	AVG	G	AB	R	H	2B	3B	HR	RBI	SH	SF	HP	BB	SO	SB	CS	DP	E
Boggs	.083	3	12	0	1	1	0	0	0	1	0	0	0	2	0	0	0	0
Duncan	.313	4	16	0	5	0	0	0	3	0	0	1	0	4	0	0	0	0
Fielder	.364	3	11	2	4	0	0	1	4	0	0	0	1	2	0	0	0	0
Fox	.000	2	0	0	0	0	0	0	0	0	0	0	0	0	0	0	0	0
Girardi	.222	4	9	1	2	0	0	0	0	0	0	0	4	1	0	0	0	0
Hayes	.200	3	5	0	1	0	0	0	1	1	1	0	0	0	0	1	0	0
Jeter	.412	4	17	2	7	1	0	0	1	0	0	0	0	2	0	0	0	2
Leyritz	.000	2	3	0	0	0	0	0	1	0	0	1	0	1	0	0	0	0
Martinez	.267	4	15	3	4	2	0	0	0	0	0	0	3	1	0	0	0	0
O'Neill	.133	4	15	0	2	0	0	0	0	0	0	0	0	2	0	0	2	0
Raines	.250	4	16	3	4	0	0	0	0	1	0	0	3	1	0	0	1	0
RIGHT	.250		4		1		0		0		1		3				1	
LEFT	.250		12		3		0		0		0		0		1			0
RRivera	.000	2	1	0	0	0	0	0	0	0	0	0	0	1	0	0	0	0
Sojo	.000	2	0	0	0	0	0	0	0	0	0	0	0	0	0	0	0	0
Strawberry	.000	2	5	0	0	0	0	0	0	0	0	0	0	2	0	0	0	0
BWilliams	.467	4	15	5	7	0	0	3	5	0	1	0	2	1	1	1	0	0
RIGHT	.750		4		3		0		2		0		1				0	
LEFT	.364		11		4		0		1		3		1		1			0
PITCHERS	.000	4	0	0	0	0	0	0	0	0	0	0	0	0	0	0	0	0
NEW YORK	.264	4	140	16	37	4	0	4	15	3	2	2	13	20	1	2	3	2
OPPONENTS	.218	4	142	16	31	4	0	6	16	4	0	0	20	30	1	1	2	2
DH	.235	4	17	2	4	0	0	1	4	0	0	0	1	5	0	0	0	0

PITCHER	ERA	W	L	G	GS	CG	SHO	SV	IP	H	R	ER	HR	HB	BB	SO	WP	BK	AVG
Boehringer	6.75	1	0	2	0	0	0	0	1.1	3	2	1	1	0	2	0	0	0	.375
Cone	9.00	0	1	1	1	0	0	0	6.0	8	6	6	2	0	2	8	0	0	.320
Key	3.60	0	0	1	1	0	0	0	5.0	5	2	2	1	0	1	3	0	0	.250
Lloyd	0.00	0	0	2	0	0	0	0	1.0	1	0	0	0	0	0	0	0	0	.250
Nelson	0.00	1	0	2	0	0	0	0	3.2	2	0	0	0	0	2	5	0	0	.154
Pettitte	5.68	0	0	1	1	0	0	0	6.1	4	4	4	2	0	6	3	1	0	.190
MRivera	0.00	0	0	2	0	0	0	0	4.2	0	0	0	0	0	1	1	0	0	.000
Rogers	9.00	0	0	2	1	0	0	0	2.0	5	2	2	0	0	2	1	0	0	.455
Weathers	0.00	1	0	2	0	0	0	0	5.0	1	0	0	0	0	0	5	0	0	.071
Wettleland	0.00	0	0	3	0	0	0	2	4.0	2	0	0	0	0	4	4	0	0	.167
NEW YORK	3.46	3	1	4	4	0	0	2	39.0	31	16	15	6	3	20	30	1	0	.268
OPPONENTS	3.55	1	3	4	4	1	0	0	38.0	37	16	15	6	2	13	20	1	0	.264

## TEXAS RANGERS

BATTER	AVG	G	AB	R	H	2B	3B	HR	RBI	SH	SF	HP	BB	SO	SB	CS	DP	E	
Buford	.000	2	0	0	0	0	0	0	0	0	0	0	0	0	0	0	0	0	0
Clark	.125	4	16	1	2	0	0	0	0	0	0	0	3	2	0	0	1	0	0
Elster	.333	4	12	2	4	2	0	0	0	0	0	0	3	2	1	0	0	1	0
RGonzales	.000	1	0	0	0	0	0	0	0	0	0	0	0	0	0	0	0	0	0
JGonzalez	.468	4	16	5	7	0	0	5	9	0	0	0	3	2	0	0	0	0	0
Greer	.125	4	16	2	2	0	0	0	0	0	0	0	3	3	0	0	1	0	0
Hamilton	.158	4	19	0	3	0	0	0	0	1	0	0	0	2	0	0	0	0	0
McLemore	.133	4	15	1	2	0	0	0	2	2	0	0	0	4	0	1	0	0	0
Newsom	.000	2	1	0	0	0	0	0	0	0	0	0	1	0	0	0	0	0	0
Oliver	.000	1	0	0	0	0	0	0	0	0	0	0	0	0	0	0	0	0	0
Palmer	.211	4	19	3	4	1	0	1	2	0	0	0	0	5	0	0	0	1	0
Rodriguez	.375	4	16	1	6	1	0	0	2	1	0	0	2	3	0	0	0	0	0
Stevens	.000	0	0	0	0	0	0	0	0	0	0	0	0	0	0	0	0	0	0
Stillwell	.000	0	0	0	0	0	0	0	0	0	0	0	0	0	0	0	0	0	0
Tettleton	.083	4	12	1	1	0	0	0	1	0	0	0	5	7	0	0	0	0	0
Valle	.000	0	0	0	0	0	0	0	0	0	0	0	0	0	0	0	0	0	0
PITCHERS	.000	4	0	0	0	0	0	0	0	0	0	0	0	0	0	0	0	0	0
TEXAS	.218	4	142	16	31	4	0	6	16	4	0	0	20	30	1	1	2	2	2
OPPONENTS	.264	4	140	16	37	4	0	4	15	3	2	2	13	20	1	2	3	2	2
DH	.083	4	12	1	1	0	0	0	1	0	0	0	5	7	0	0	0	0	0

PITCHER	ERA	W	L	G	GS	CG	SHO	SV	IP	H	R	ER	HR	HB	BB	SO	WP	BK	AVG
Burkett	2.00	1	0	1	1	1	0	0	9.0	10	2	2	0	0	1	7	0	0	.270
Cook	0.00	0	0	2	0	0	0	0	1.1	0	0	0	0	0	1	0	0	0	.000
Henneman	0.00	0	0	3	0	0	0	0	1.0	1	0	0	0	0	1	1	0	0	.333
Hill	4.50	0	0	1	1	0	0	0	6.0	5	3	3	1	1	3	1	0	0	.271
Oliver	3.38	0	1	1	1	0	0	0	8.0	6	3	3	1	1	2	3	0	0	.231
Patterson	0.00	0	0	1	0	0	0	0	0.1	1	0	0	0	0	0	0	0	0	.500
Pavlik	6.75	0	1	1	0	0	0	0	2.2	4	2	2	1	0	0	1	0	0	.354
Russell	3.00	0	0	2	0	0	0	0	3.0	3	1	1	0	0	0	1	0	0	.273
Stanton	2.70	0	1	3	0	0	0	0	3.1	2	2	1	1	0	3	3	0	0	.200
Vosberg	----	0	0	1	0	0	0	0	0.0	1	0	0	0	0	0	0	0	0	1.000
Witt	8.10	0	0	1	1	0	0	0	3.1	4	3	3	0	0	2	3	1	0	.286
TEXAS	3.55	1	3	4	4	1	0	0	38.0	37	16	15	4	2	13	20	1	0	.284
OPPONENTS	3.46	3	1	4	4	0	0	2	39.0	31	16	15	6	0	20	30	1	0	.218

# 1996 AMERICAN LEAGUE CHAMPIONSHIP SERIES

## NEW YORK YANKEES

BATTER	AVG	G	AB	R	H	2B	3B	HR	RBI	SH	SF	HP	BB	SO	SB	CS	DP	E	
Aldrete	.000	0	0	0	0	0	0	0	0	0	0	0	0	0	0	0	0	0	
Boggs	.133	3	14	1	2	0	0	0	0	0	0	0	1	3	0	0	0	0	
Duncan	.200	4	15	0	3	2	0	0	0	0	0	1	0	3	0	0	2	1	
Felder	.167	5	18	3	3	0	0	2	8	0	0	0	4	5	0	0	1	0	
Fox	.000	2	0	0	0	0	0	0	0	0	0	0	0	0	0	0	0	0	
Girardi	.250	4	12	1	3	0	1	0	0	0	0	0	1	3	0	0	1	0	
Hayes	.143	4	7	0	1	0	0	0	0	0	0	0	2	2	0	0	0	0	
Jeter	.417	5	24	5	10	2	0	1	1	0	0	0	0	5	2	0	0	0	
Leyritz	.250	3	8	1	2	0	0	1	2	0	0	0	1	4	0	0	0	0	
Martinez	.182	5	22	3	4	1	0	0	0	0	0	1	0	2	0	0	0	0	
O'Neill	.273	4	11	1	3	0	0	1	2	0	0	0	3	2	0	0	1	0	
Raines	.267	5	15	2	4	1	0	0	0	0	0	0	1	1	0	0	1	0	
RIGHT	.200		5		1	0	0	0	0	0	0	0	1	1			1		
LEFT	.300		10		3	1	0	0	0	0	0	0	0	0			0		
Sojo	.200	3	5	0	1	0	0	0	0	0	0	0	0	1	0	0	0	0	
Strawberry	.417	4	12	4	5	0	0	3	5	0	0	0	2	2	0	0	0	0	
BWilliams	.474	5	19	6	9	3	0	2	6	0	0	0	5	4	1	0	0	0	
RIGHT	.600		5		3	0	0	1	2	0	0	0	2	1			0		
LEFT	.429		14		6	3	0	1	4	0	0	0	3	3			0		
PITCHERS	.000	0	0	0	0	0	0	0	0	0	0	0	0	0	0	0	0	0	
NEW YORK	.273	5	182	27	50	9	1	10	24	0	0	2	20	37	3	0	6	1	
OPPONENTS	.222	5	176	19	39	4	0	9	19	0	3	0	15	33	0	0	1	4	
DH	.158	5	19	3	3	0	0	2	8	0	0	0	44	5	0	0	1	0	
PITCHER	ERA	W	L	G	GS	CG	SHO	SV	IP	H	R	ER	HR	HB	BB	SO	WP	BK	AVG
Boehringer	0.00	0	0	0	0	0	0	0	0.0	0	0	0	0	0	0	0	0	0	.000
Cone	3.00	0	0	1	1	0	0	0	6.0	5	2	2	1	0	5	5	1	0	.217
Key	2.25	1	0	1	1	0	0	0	8.0	3	2	2	1	0	1	5	0	0	.115
Lloyd	0.00	0	0	2	0	0	0	0	1.2	0	0	0	0	0	0	1	0	0	.000
Nelson	11.57	0	1	2	0	0	0	0	2.1	5	3	3	1	0	0	2	0	0	.385
Pettitte	3.60	1	0	2	2	0	0	0	15.0	10	6	6	4	0	5	7	0	1	.185
MRivera	0.00	1	0	2	0	0	0	0	4.0	6	0	0	0	0	1	5	0	0	.333
Rogers	12.0	0	0	1	1	0	0	0	3.0	5	4	4	1	0	2	3	1	0	.385
Weathers	0.00	1	0	2	0	0	0	0	3.0	3	0	0	0	0	0	0	0	0	.250
Wetteland	4.50	0	0	4	0	0	0	1	4.0	2	2	2	1	0	1	5	0	0	.143
NEW YORK	3.64	4	1	5	5	0	0	1	47.0	39	19	19	9	0	15	33	2	1	.222
OPPONENTS	4.11	1	4	5	5	0	0	1	46.0	50	27	21	10	2	20	37	1	0	.273

## BALTIMORE ORIOLES

BATTER	AVG	G	AB	R	H	2B	3B	HR	RBI	SH	SF	HP	BB	SO	SB	CS	DP	E	
Alexander	.000	0	0	0	0	0	0	0	0	0	0	0	0	0	0	0	0	0	0
Alomar	.217	5	23	2	5	2	0	0	1	0	1	0	0	4	0	0	0	2	
RIGHT	.167		12		2	0	0	0	1	0	1	0	0	2			0		
LEFT	.273		11		3	2	0	0	0	0	0	0	0	2			0		
Anderson	.190	5	21	5	4	1	0	1	2	0	0	0	3	5	0	0	0	0	
Bonilla	.050	5	20	1	1	0	0	1	22	0	0	0	1	4	0	0	0	0	
RIGHT	.000		13		0	0	0	0	0	0	0	0	0	1			0		
LEFT	.143		7		1	0	0	1	2	0	0	0	1	3			0		
Devereaux	.000	3	2	0	0	0	0	0	0	0	0	0	0	1	0	0	0	0	
Holles	.167	4	12	1	2	0	0	1	2	0	0	0	1	3	0	0	0	0	
Incaviglia	.500	1	2	1	1	0	0	0	0	0	0	0	0	0	0	0	0	0	
Murray	.267	5	15	1	4	0	0	1	2	0	0	0	2	2	0	0	0	0	
RIGHT	.143		7		1	0	0	1	2	0	0	0	2	1			0		
LEFT	.375		8		3	0	0	0	0	0	0	0	0	1			0		
Palmeiro	.253	5	17	4	4	0	0	2	4	0	1	0	4	4	0	0	0	0	
Parent	.167	2	6	0	1	0	0	0	0	0	0	0	0	2	0	0	0	0	
BRipken	.000	0	0	0	0	0	0	0	0	0	0	0	0	0	0	0	0	0	
CRipken Jr	.250	5	20	1	5	1	0	0	0	0	0	0	1	4	0	0	0	1	
Surhoff	.267	5	15	0	4	0	0	0	2	0	1	0	1	2	0	0	1	0	
Tarasco	.000	2	1	0	0	0	0	0	0	0	0	0	0	1	0	0	0	0	
Zelle	.364	5	22	3	8	17	0	3	5	0	0	0	2	1	0	0	0	1	
PITCHERS	.000	0	0	0	0	0	0	0	0	0	0	0	0	0	0	0	0	0	
BALTIMORE	.222	5	176	19	39	4	0	9	19	0	3	0	15	33	0	0	1	4	
OPPONENTS	.273	5	183	27	50	9	1	10	24	0	0	2	20	37	3	0	6	1	
DH	.294	5	17	2	5	0	0	1	2	0	0	0	2	2	0	0	0	0	
PITCHER	ERA	W	L	G	GS	CG	SHO	SV	IP	H	R	ER	HR	HB	BB	SO	WP	BK	OPP AVG
Benitez	7.71	0	0	3	0	0	0	1	2.1	3	2	2	2	0	3	2	0	0	.300
Coppinger	8.44	0	1	1	1	0	0	0	5.1	6	5	5	3	0	1	3	0	0	.273
Erickson	2.38	0	1	2	2	0	0	0	11.1	14	9	3	3	0	4	8	0	0	.286
Mathews	0.00	0	0	3	0	0	0	0	2.1	0	0	0	0	1	2	3	0	0	.000
Mills	3.86	0	0	3	0	0	0	0	2.1	3	1	1	0	0	1	3	0	0	.300
Mussina	5.87	0	1	1	1	0	0	0	7.2	8	5	5	1	0	2	6	0	0	.267
Myers	2.25	0	1	3	0	0	0	0	4.0	4	1	1	1	0	3	2	0	0	.286
Orosco	4.50	0	0	4	0	0	0	0	2.0	2	1	1	0	0	1	2	0	0	.250
Rhodes	0.00	0	0	3	0	0	0	0	2.0	2	0	0	0	0	0	2	1	0	.286
Wells	4.05	1	0	1	1	0	0	0	6.2	8	3	3	0	1	3	6	0	0	.308
BALTIMORE	4.11	1	4	5	5	0	0	1	46.0	50	27	21	10	2	20	37	1	0	.273
OPPONENTS	3.64	4	1	5	5	0	0	1	47.0	39	19	19	9	0	15	33	2	1	.222

## 1996 WORLD SERIES NEW YORK YANKEES

BATTER	AVG	G	AB	R	H	2B	3B	HR	RBI	SH	SF	HP	BB	SO	SB	CS	DP	E	
Aldrete	.000	2	1	0	0	0	0	0	0	0	0	0	0	0	0	0	0	0	
Boggs	.273	4	11	0	3	1	0	0	2	0	0	0	1	0	0	0	1	0	
Duncan	.053	6	19	1	1	0	0	0	0	0	0	0	0	4	1	0	0	2	
Fielder	.391	6	23	1	9	2	0	0	2	0	0	0	2	2	0	0	0	0	
Fox	.000	4	0	1	0	0	0	0	0	0	0	0	0	0	0	0	0	0	
Girardi	.200	4	10	1	2	0	1	0	1	1	0	0	1	2	0	0	0	0	
Hayes	.188	5	16	2	3	0	0	0	1	0	0	0	1	5	0	0	0	0	
Jeter	.250	6	20	5	5	0	0	0	1	1	0	1	4	6	1	0	1	2	
Leyritz	.375	4	8	1	3	0	0	1	3	0	0	0	3	2	1	0	0	0	
Martinez	.091	6	11	0	1	0	0	0	0	0	0	0	2	5	0	0	0	0	
O'Neill	.167	5	12	1	2	2	0	0	0	0	0	0	3	2	0	0	1	0	
Raines	.214	4	14	2	3	0	0	0	0	0	0	0	2	1	0	1	0	1	
RIGHT	.143		7		1	0	0	0	0	0	0	0	2	1				0	
LEFT	.286		7		2	0	0	0	0	0	0	0	0	0				0	
Sojo	.600	5	5	0	3	1	0	0	1	0	0	0	0	0	0	0	0	0	
Strawberry	.188	5	16	0	3	0	0	0	1	0	0	0	4	6	0	0	0	0	
BWilliams	.167	6	24	3	4	0	0	1	4	0	0	0	3	6	1	0	1	0	
RIGHT	.200		5		1	0	0	0	1	0	0	0	2	0				1	
LEFT	.158		19		3	0	0	1	3	0	0	0	1	6				0	
Cone	.000	1	2	0	0	0	0	0	0	0	0	0	0	1	0	0	0	0	
Lloyd	.000	4	1	0	0	0	0	0	0	0	0	0	0	0	0	0	0	0	
Pettitte	.000	2	4	0	0	0	0	0	0	0	0	0	0	1	0	0	0	0	
MRivera	.000	4	1	0	0	0	0	0	0	0	0	0	0	0	0	0	0	0	
Rogers	1.000	1	1	0	1	0	0	0	0	0	0	0	0	0	0	0	0	0	
PITCHERS	.111	6	9	0	1	0	0	0	0	0	0	0	0	2	0	0	0	0	
NEW YORK	.216	6	199	18	43	6	1	2	16	2	0	1	26	43	4	1	4	5	
OPPONENTS	.254	6	201	26	51	9	1	4	26	4	3	1	23	36	3	4	7	4	
DH	.250	6	12	0	3	3	0	0	0	0	0	0	0	1	0	0	0	0	
PITCHER	ERA	W	L	G	GS	CG	SHO	SV	IP	H	R	ER	HR	HB	BB	SO	WP	BK	AVG
Boehringer	5.40	0	0	2	0	0	0	0	5.0	5	5	3	2	0	0	5	0	0	.250
Cone	1.50	1	0	1	1	0	0	0	6.0	4	1	1	0	0	4	3	0	0	.200
Key	3.97	1	1	2	2	0	0	0	11.1	15	5	5	0	1	5	1	0	0	.349
Lloyd	0.00	1	0	4	0	0	0	0	2.2	0	0	0	0	0	0	4	0	0	.000
Nelson	0.00	0	0	3	0	0	0	0	4.1	1	0	0	0	0	1	5	0	0	.071
Pettitte	5.91	1	1	2	2	0	0	0	10.2	11	7	7	1	0	4	5	0	0	.275
MRivera	1.59	0	0	4	0	0	0	0	5.2	4	1	1	0	0	3	4	0	0	.211
Rogers	22.50	0	0	1	1	0	0	0	2.0	5	5	5	1	0	2	0	0	0	.500
Weathers	3.00	0	0	3	0	0	0	0	3.0	2	1	1	0	0	3	3	0	1	.200
Wetteland	2.08	0	0	5	0	0	0	4	4.1	4	1	1	0	0	1	6	0	0	.222
NEW YORK	3.93	4	2	6	6	0	1	4	55.0	51	26	24	4	1	23	36	0	1	.254
OPPONENTS	2.33	2	4	6	6	0	1	0	54.0	43	18	14	2	1	26	43	1	0	.216

## ATLANTA BRAVES

BATTER	AVG	G	AB	R	H	2B	3B	HR	RBI	SH	SF	HP	BB	SO	SB	CS	DP	E	
Ayrault	.000	0	0	0	0	0	0	0	0	0	0	0	0	0	0	0	0	0	
Belliard	.000	4	0	0	0	0	0	0	0	0	0	0	0	0	0	0	0	0	
Blauser	.167	6	18	2	3	1	0	0	1	0	0	0	1	4	0	0	1	1	
Dye	.118	5	17	0	2	0	0	0	1	1	0	0	1	1	0	0	0	1	
Grissom	.444	6	27	4	12	2	1	0	5	0	0	0	1	2	1	0	0	1	
AJones	.400	6	20	4	8	1	0	2	6	0	0	1	3	6	1	2	0	0	
CJones	.286	6	21	3	6	3	0	0	3	0	1	0	4	2	1	0	1	0	
RIGHT	.357		14		5	3	0	0	2	0	0	0	1					1	
LEFT	.143		7		1	0	0	0	1	0	1	0	3	1				0	
Klesko	.100	5	10	2	1	0	0	0	1	0	0	0	2	4	0	0	0	1	
Lemke	.231	6	26	2	6	1	0	0	2	2	0	0	0	3	0	0	1	0	
RIGHT	.154		13		2	1	0	0	0	2	0	0	0	2				0	
LEFT	.308		13		4	0	0	0	2	0	0	0	0	1				1	
Lopez	.190	6	21	3	4	0	0	0	1	0	1	0	3	4	0	0	2	0	
McGriff	.300	6	20	4	6	0	0	2	6	0	1	0	5	4	0	0	1	0	
Mordecai	.000	1	1	0	0	0	0	0	0	0	0	0	0	0	0	0	0	0	
Pendelton	.222	4	9	1	2	1	0	0	0	0	0	0	1	1	0	1	1	0	
RIGHT	.200		5		1	1	0	0	0	0	0	0	0	0				1	
LEFT	.250		4		1	0	0	0	0	0	0	0	1	1				0	
Perez	.000	2	1	0	0	0	0	0	0	0	0	0	0	0	0	0	0	0	
Polonia	.000	6	5	0	0	0	0	0	0	0	0	0	1	3	0	1	0	0	
Bielecki	.000	2	1	0	0	0	0	0	0	0	0	0	0	1	0	0	0	0	
Glavine	.000	1	1	1	0	0	0	0	0	0	0	0	1	0	0	0	0	0	
Neagle	.000	2	1	0	0	0	0	0	0	1	0	0	0	1	0	0	0	0	
Smoltz	.500	2	2	0	1	0	0	0	0	0	0	0	0	0	0	0	0	0	
PITCHERS	.200	7	5	1	1	0	0	0	0	1	0	0	1	2	0	0	0	0	
ATLANTA	.254	6	201	26	51	9	1	4	26	4	3	1	23	36	3	4	7	4	
OPPONENTS	.216	6	199	18	43	6	1	2	16	2	0	1	26	43	4	1	4	5	
DH	.182	6	11	2	2	1	0	0	0	0	0	0	1	2	0	1	1	0	
PITCHER	ERA	W	L	G	GS	CG	SHO	SV	IP	H	R	ER	HR	HB	BB	SO	WP	BK	OPP AVG
Avery	13.50	0	1	1	0	0	0	0	0.2	1	2	1	0	0	3	0	0	0	.333
Bielecki	0.00	0	0	2	0	0	0	0	3.0	0	0	0	0	0	3	6	0	0	.000
Clontz	0.00	0	0	3	0	0	0	0	1.2	1	0	0	0	0	1	2	0	0	.143
Glavine	1.29	0	1	1	1	0	0	0	7.0	4	2	1	0	0	3	8	0	0	.174
Maddux	1.72	1	1	2	2	0	0	0	15.2	14	3	3	0	1	1	5	0	0	.246
McMichael	27.00	0	0	2	0	0	0	0	1.0	5	3	3	1	0	0	1	0	0	.625
Neagle	3.00	0	0	2	1	0	0	0	6.0	5	3	2	0	0	4	3	0	0	.277
Smoltz	0.64	1	1	2	2	0	0	0	14.0	6	2	1	0	0	8	14	0	0	.125
Wade	0.00	0	0	2	0	0	0	0	0.2	0	0	0	0	0	1	0	0	0	.000
Wohlers	6.23	0	0	4	0	0	0	0	4.1	7	3	3	1	0	2	4	1	0	.350
ATLANTA	2.33	2	4	6	6	0	1	0	54.0	43	18	14	2	1	26	43	1	0	.216
OPPONENTS	3.93	4	2	6	6	0	1	4	55.0	51	26	24	4	1	23	36	0	1	.254

## YANKEES FINAL STATISTICS - 1996

BATTER	AVG	G	AB	R	H	2B	3B	HR	RBI	SH	SF	HP	BB	SO	SB	CS	DP	E
Aldrete	.213	63	108	16	23	6	0	6	20	0	1	0	14	19	0	1	4	1
NYY	.250	32	68	11	17	5	0	3	12	0	0	0	9	15	0	1	1	0
Boggs	.311	132	501	80	156	29	2	4	11	1	5	0	67	32	1	2	10	7
Duncan	.340	109	400	62	136	34	3	8	56	2	5	1	9	77	4	3	10	12
Eenhorn	.172	18	29	3	5	0	0	0	2	1	2	0	2	5	0	0	0	2
NYY	.071	12	14	2	1	0	0	0	2	1	2	0	2	3	0	0	0	0
Fielder	.252	160	591	85	149	20	0	39	117	0	5	5	87	139	2	0	18	7
NYY	.260	53	200	30	52	8	0	13	37	0	2	2	24	48	0	0	7	0
Fox	.196	113	189	26	37	4	0	3	13	9	0	1	20	28	11	3	2	12
Girardi	.294	124	422	55	124	22	3	2	45	11	3	5	30	55	13	4	11	3
Hayes	.284	20	67	7	19	3	0	2	13	1	0	0	1	12	0	0	1	0
Howard	.204	35	54	9	11	1	0	1	9	2	1	0	2	8	1	0	2	1
James	.167	6	12	1	2	0	0	0	0	0	0	0	1	2	1	0	1	0
Jeter	.314	157	582	104	183	25	6	10	78	6	9	9	48	102	14	7	13	22
NYY	.143	13	21	4	3	0	0	0	2	0	0	0	2	9	0	1	1	1
Leyritz	.264	88	265	23	70	10	0	7	40	2	3	9	30	68	2	0	11	6
Luke	.000	1	0	1	0	0	0	0	0	0	0	0	0	0	0	0	0	0
Martinez	.292	155	595	82	174	28	0	25	117	1	5	2	68	85	2	1	18	5
McIntosh	.000	3	3	0	0	0	0	0	0	0	0	0	0	0	0	0	0	0
O'Neill	.302	150	546	89	165	35	1	19	91	0	8	4	102	76	0	1	21	0
Posada	.071	8	14	1	1	0	0	0	0	0	0	0	1	6	0	0	1	0
RIGHT	.200	5	1	1	1	0	0	0	0	0	0	0	0	2	0	0	0	0
LEFT	.000	9	0	0	0	0	0	0	0	0	0	0	1	4	0	0	1	0
Raines	.284	59	201	45	57	10	0	9	33	0	4	1	34	29	10	1	5	1
RIGHT	.256	39	10	1	0	0	0	5	0	1	1	1	10	7	0	0	1	1
LEFT	.290	162	47	9	0	9	28	0	3	0	24	22	2	4	0	0	0	0
RRivera	.284	46	88	17	25	6	1	2	16	1	2	2	13	26	6	2	1	0
Sierra	.247	142	518	61	128	26	2	12	72	0	9	0	60	83	4	4	12	6
NYY	.258	96	360	39	93	17	1	11	52	0	7	0	40	58	1	3	10	1
RIGHT	.298	121	36	9	0	1	16	0	4	0	9	17	4	6	0	0	0	0
LEFT	.238	239	57	8	1	10	36	0	3	0	31	41	11	17	2	2	10	8
Sojo	.220	95	287	23	63	10	1	1	21	8	1	1	11	17	2	2	10	8
NYY	.275	18	40	3	11	2	0	0	5	2	1	0	1	4	0	0	2	0
Strawberry	.262	63	202	35	53	13	0	11	36	0	3	1	31	55	6	5	3	0
BWilliams	.305	143	551	108	168	26	7	29	102	1	7	0	82	72	17	4	15	5
RIGHT	.378	180	68	8	0	16	39	0	2	0	25	24	7	8	0	0	0	0
LEFT	.270	371	100	18	7	13	63	1	5	0	57	48	8	8	0	0	0	0
GWilliams	.252	125	325	43	82	19	4	5	34	3	5	5	19	57	10	9	8	4
NYY	.270	99	233	37	63	15	4	5	30	1	5	4	15	39	7	8	7	3
PITCHERS	.000	162	0	0	0	0	0	0	0	0	0	0	0	0	0	0	0	12
NEW YORK	.288	162	5628	871	1621	293	28	162	830	41	72	41	632	909	96	46	153	91
OPPONENTS	.265	162	5541	787	1469	296	22	143	741	44	45	49	610	1139	120	41	118	128
DH	.272	162	629	97	171	38	1	27	103	0	8	6	77	135	6	5	19	0

PITCHER	ERA	W	L	G	GS	CG	SHO	SV	IP	H	R	ER	HR	HB	BB	SOWP	BK	AVG	OPP
Aldrete	0.00	0	0	1	0	0	0	0	1.0	1	0	0	0	0	0	0	0	0	.333
Boehringer	5.44	2	4	15	3	0	0	0	46.1	46	28	28	6	1	21	37	1	0	.260
Bones	6.22	7	14	36	24	0	0	0	152.0	184	115	105	30	10	68	63	2	0	.301
NYY	14.14	0	0	4	1	0	0	0	7.0	14	11	11	2	1	6	4	0	0	.438
Brewer	9.53	1	0	4	0	0	0	0	5.2	7	6	6	0	0	8	8	0	0	.292
Cone	2.88	7	2	11	11	1	0	0	72.0	50	25	23	3	2	34	71	4	1	.198
Gibson	6.23	0	0	4	0	0	0	0	4.1	6	3	3	1	0	0	3	0	0	.316
Gooden	5.01	11	7	29	29	1	1	0	170.2	169	101	95	19	9	88	126	9	1	.259
Howe	6.35	0	1	25	0	0	0	1	17.0	19	12	12	1	1	6	5	2	1	.284
Hutton	5.04	0	2	12	2	0	0	0	30.1	32	19	17	3	1	18	25	0	0	.269
Kamieniecki	11.12	1	2	7	5	0	0	0	22.2	36	30	28	6	2	19	15	1	0	.364
Key	4.68	12	11	30	30	0	0	0	169.1	171	93	88	21	2	58	116	2	0	.266
Lloyd	4.29	2	6	65	0	0	0	0	56.2	61	30	27	4	1	22	30	4	0	.276
NYY	17.47	0	2	13	0	0	0	0	5.2	12	11	11	1	0	5	6	4	0	.429
Mecir	5.13	1	1	26	0	0	0	0	40.1	42	24	23	6	0	23	38	6	0	.275
Mendoza	6.79	4	5	12	11	0	0	0	53.0	80	43	40	5	4	10	34	2	1	.343
Nelson	4.36	4	4	73	0	0	0	2	74.1	75	38	36	6	2	36	91	4	0	.262
Pavias	2.35	0	0	16	0	0	0	1	23.0	23	7	6	0	1	7	18	3	0	.264
Pettitte	3.87	21	8	35	34	2	0	0	221.0	229	105	95	23	3	72	162	6	1	.271
Polley	7.89	1	3	32	0	0	0	0	21.2	23	20	19	5	3	11	14	0	0	.264
MRivera	2.09	8	3	61	0	0	0	5	107.2	73	25	25	1	2	34	130	1	0	.189
Rogers	4.68	12	8	30	30	2	0	0	179.0	179	97	93	16	8	83	92	5	0	.261
Weathers	9.35	0	2	11	4	0	0	0	17.1	23	19	18	1	2	14	13	1	0	.315
Wetteland	2.83	2	3	62	0	0	0	43	63.2	54	23	20	9	0	21	69	1	0	.224
Whitehurst	6.75	1	1	2	2	0	0	0	8.0	11	6	6	1	0	2	1	0	0	.324
Wickman	4.42	7	1	70	0	0	0	0	95.2	106	50	47	10	5	44	75	4	0	.283
NYY	4.67	4	1	58	0	0	0	0	79.0	96	41	41	7	5	34	61	3	0	.299
NEW YORK	4.65	92	70	162	162	6	9	52	1440.0	1469	787	744	143	49	610	1139	55	5	.265
OPPONENTS	5.06	70	92	162	162	10	5	32	1428.1	1621	871	803	162	41	632	909	52	3	.288

## YANKEES HOME AND AWAY - 1996

	Home	Road	Totals		NYY	OPP.
	W-L	W-L	W-L	Double Plays	146	182
vs Baltimore	4-3	6-0	10-3	Triple Plays	0	0
vs Boston	4-2	2-5	6-7	Left on base	1258	1182
vs Detroit	4-3	4-2	8-5	Grand Slam HR	3	4
vs Toronto	3-3	5-2	8-5	Home Runs - Home	76	76
<b>vs East</b>	<b>15-11</b>	<b>17-9</b>	<b>32-20</b>	Home Runs - Road	86	67
vs Chicago	5-2	2-4	7-6			
vs Cleveland	3-3	6-0	9-3			
vs Kansas City	5-1	3-3	8-4			
vs Milwaukee	5-1	1-5	6-6	Shutouts-Team	7-1	2-4
vs Minnesota	3-2	4-3	7-5	Shutouts-Individual	2-0	0-2
<b>vs Central</b>	<b>21-9</b>	<b>16-15</b>	<b>37-24</b>	Extra Innings	2-4	2-2
vs California	3-3	3-4	6-7	1-run Decisions	15-6	10-10
vs Oakland	4-2	5-1	9-3	2-run Decisions	10-6	10-8
vs Seattle	2-4	1-5	3-9	vs LH Starters	10-14	10-13
vs Texas	4-2	1-5	5-7	vs RH Starters	39-17	33-26
<b>vs West</b>	<b>13-11</b>	<b>10-15</b>	<b>23-26</b>	Grass Fields	49-31	33-29
				Artificial Fields	0-0	10-10
<b>Overall Totals</b>	<b>49-31</b>	<b>43-39</b>	<b>92-70</b>	Day Games	17-13	18-9
				Night Games	32-18	25-30
Doubleheaders (Home)Won	1	Lost	0	Split	1	
Doubleheaders (Road)Won	1	Lost	1	Split	1	
				<b>Attendance</b>	<b>Won</b>	<b>Lost</b>
Home	2,250,839 (78 dates)	28,857	AVG	Starters	67	49
Road	2,226,722 (79 dates)	28,186	AVG	Relievers	25	21
				Streaks	5	5

# 1996 AMERICAN LEAGUE STANDINGS

AL EAST				AL CENTRAL				AL WEST			
	W-L	Pct.	GB		W-L	Pct.	GB		W-L	Pct.	GB
New York	92-70	.568	-	Cleveland	99-62	.615	-	Texas	90-72	.556	-
Baltimore	88-74	.543	4.0	Chicago	85-77	.525	14.5	Seattle	85-76	.528	4.5
Boston	85-77	.525	7.0	Milwaukee	80-82	.494	19.5	Oakland	78-84	.481	12.0
Toronto	74-88	.457	18.0	Minnesota	78-84	.481	21.5	Anaheim	70-91	.435	19.5
Detroit	53-109	.327	39.0	Kansas City	75-86	.466	24.0				

## CLUB BATTING

CLUB	AVG	G	AB	R	H	2B	3B	HR	RBI	SH	SF	HP	BB	SO	SB	CS	GDP	LOB	SHO
Cleveland	.293	161	5681	952	1665	335	23	218	904	34	57	43	671	844	160	50	164	1224	1
New York	.288	162	5628	871	1621	293	28	162	830	41	72	41	632	909	96	46	153	1258	5
Minnesota	.288	162	5673	877	1633	332	47	118	812	20	63	65	576	958	143	53	172	1194	5
Seattle	.287	161	5668	993	1625	343	19	245	954	46	58	75	670	1052	90	39	121	1238	3
Texas	.284	163	5702	928	1622	323	32	221	890	32	69	31	660	1041	83	26	128	1253	5
Boston	.283	162	5756	928	1631	308	31	209	882	33	47	67	642	1020	91	44	148	1251	9
Chicago	.281	162	5644	898	1586	284	33	195	860	56	62	34	701	927	105	41	139	1231	2
Milwaukee	.279	162	5662	894	1578	304	40	178	845	45	50	53	624	986	101	48	115	1198	7
Anaheim	.276	161	5686	762	1571	256	24	192	727	45	33	29	527	974	53	39	148	1209	6
Baltimore	.274	163	5689	949	1557	299	29	257	914	31	67	61	645	915	76	40	134	1154	7
Kansas City	.267	161	5542	746	1477	286	38	123	689	66	49	43	529	943	195	85	102	1117	3
Oakland	.265	162	5630	861	1492	283	21	243	823	35	39	58	640	1114	58	35	134	1175	7
Toronto	.259	162	5599	766	1451	302	35	177	712	38	37	92	529	1105	116	38	120	1169	9
Detroit	.256	162	5530	783	1413	257	21	204	741	48	49	29	546	1268	87	50	132	1040	10

## CLUB PITCHING

CLUB	W	L	ERA	G	CG	SHO	SV	IP	H	R	ER	HR	HB	BB	SO	WP	BK
Cleveland	99	62	4.34	161	13	9	46	1452.1	1530	769	700	173	39	484	1033	49	3
Chicago	85	77	4.52	162	7	4	43	1461.0	1529	794	734	174	36	616	1039	59	1
Kansas City	75	86	4.55	161	17	8	35	1450.0	1563	786	733	176	56	460	926	56	4
Toronto	74	88	4.57	162	19	7	35	1445.2	1476	809	734	187	36	610	1033	61	3
New York	92	70	4.65	162	6	9	52	1440.0	1469	787	744	143	49	610	1139	55	5
Texas	90	72	4.65	163	19	6	43	1449.1	1569	799	749	168	43	582	976	38	9
Boston	85	77	4.98	162	17	5	37	1458.0	1606	921	807	185	50	722	1165	51	6
Milwaukee	80	82	5.14	162	6	4	42	1447.1	1570	899	826	213	57	635	846	56	6
Baltimore	88	74	5.14	163	13	1	44	1468.2	1604	903	839	209	38	597	1047	38	5
Oakland	78	84	5.20	162	7	5	34	1456.1	1638	900	841	205	52	644	884	60	6
Seattle	85	76	5.21	161	4	4	34	1431.2	1562	895	829	216	60	605	1000	37	3
Minnesota	78	84	5.28	162	13	5	31	1439.2	1561	900	844	233	41	581	959	49	3
Anaheim	70	91	5.30	161	12	8	38	1439.0	1546	943	847	219	84	662	1052	80	8
Detroit	53	109	6.38	162	10	4	22	1432.2	1699	103	1015	241	80	784	957	82	4

## CLUB FIELDING

CLUB	PCT	G	PO	A	E	TC	DP	TP	PB
Texas	.986	163	4348	1647	87	6082	150	0	10
New York	.985	162	4320	1613	91	6024	146	0	17
Baltimore	.984	163	4406	1730	97	6233	173	0	14
Minnesota	.984	162	4319	1519	94	5932	142	0	11
Oakland	.984	162	4369	1778	103	6250	195	1	11
Chicago	.982	162	4383	1574	109	6066	145	1	8
Kansas City	.982	161	4350	1704	111	6165	184	1	11
Toronto	.982	162	4337	1606	110	6053	187	0	16
Seattle	.981	161	4295	1540	110	5945	155	0	8
Cleveland	.980	161	4357	1765	124	6246	156	0	11
Anaheim	.979	161	4317	1702	128	6147	156	1	12
Milwaukee	.978	162	4342	1693	134	6169	180	0	9
Boston	.978	162	4374	1638	135	6147	152	0	23
Detroit	.978	162	4298	1727	137	6162	157	0	7

## 1996 AMERICAN LEAGUE LEADERS

<b>Batting Avg.</b>	<b>Home Runs</b>	<b>RBI</b>	<b>Stolen Bases</b>
.358 Rodriguez Sea	52 McGwire Oak	148 Belle Cle	75 Lofton Cle
.349 Thomas CWS	50 Anderson Bal	144 Gonzalez Tex	66 Goowin KC
.341 Molitor Min	49 Griffey Sea	143 Vaughn Bos	54 Nixon Tor
.341 Knoblauch Min	48 Belle Cle	142 Palmeiro Bal	45 Knoblauch Min
.332 Greer Tex	47 Gonzalez Tex	140 Griffey Sea	35 Vizquel Cle
.331 Nilsson Mil	44 Vaughn Bos	138 Buhner Sea	30 Durham CWS
.328 Alomar Bal	44 Buhner Sea	134 Thomas CWS	27 McLemore Tex
.327 Martinez Sea	40 Thomas CWS	123 Rodriguez Sea	25 Damon KC
.326 Seitzer Cle	39 Palmeiro Bal	118 Jaha Mil	25 Listach Mil/NYY
.326 Vaughn Bos	39 Fielder Det/NYY	117 2 players tied	25 Amaral Sea
<b>Winning Pct.</b>	<b>Victories</b>	<b>ERA</b>	<b>Saves</b>
.813 Moyer Sea	21 Pettitte NYY	2.93 Guzman Tor	43 Wetteland NYY
.773 Nagy Cle	20 Hentgen Tor	3.22 Hentgen Tor	39 Mesa Cle
.724 Pettitte NYY	19 Mussina Bal	3.41 Nagy Cle	38 Hernandez CWS
.700 Oliver Tex	17 Nagy Cle	3.45 Fernandez CWS	36 Percival Cal
.667 Hentgen Tor	16 Fernandez CWS	3.62 Applier KC	32 Feters Mil
.652 Pavlik Tex	16 Hill Tex	3.63 Hill Tex	31 Slocumb Bos
.647 Baldwin CWS	16 Witt Tex	3.63 Clemens Bos	31 Henneman Tex
.632 Wells Sea	15 5 players tied	3.87 Pettitte NYY	31 Myers Bal
.625 3 players tied		3.90 McDonald Mil	31 Timlin Tor

## 1996 NEW YORK YANKEES DESIGNATED HITTING

PLAYER	AVG	G	AB	R	H	2B	3B	HR	RBI	SH	SF	HP	BB	SO	SB	CS	.SLG	OBP
Sierra	.275	61	236	30	65	13	1	7	34	0	5	0	29	34	0	2	.428	.348
Fielder	.238	43	164	23	39	6	0	10	31	0	2	2	18	40	0	0	.457	.317
Strawberry	.270	26	89	18	24	8	0	3	16	0	1	1	16	7	4	0	.461	.383
Leyritz	.278	13	36	6	10	3	0	0	3	0	0	1	5	13	1	0	.361	.381
Aldrete	.310	9	29	7	9	3	0	2	5	0	0	0	3	7	0	1	.621	.375
Boggs	.588	4	17	2	10	4	0	0	2	0	0	0	2	1	0	0	.824	.632
Martinez	.250	3	12	3	3	1	0	2	4	0	0	0	2	4	0	0	.833	.357
O'Neill	.111	3	9	1	1	0	0	0	0	0	0	0	1	2	0	0	.111	.200
Raines	.222	2	9	2	2	0	0	1	1	0	0	1	0	2	0	0	.556	.300
BWilliams	.444	2	9	1	4	0	0	1	4	0	0	0	0	1	1	1	.778	.444
Duncan	.500	2	8	2	4	0	0	1	2	0	0	0	0	1	0	0	.875	.500
Posada	.000	3	3	0	0	0	0	0	0	0	0	0	0	2	0	0	.000	.000
GWilliams	.000	2	3	0	0	0	0	0	0	0	0	1	0	0	0	0	.000	.250
James	.000	1	3	0	0	0	0	0	0	0	0	0	0	1	0	0	.000	.000
Girardi	.000	2	2	0	0	0	0	0	1	0	0	0	1	0	0	0	.000	.333
Fox	.000	3	0	1	0	0	0	0	0	0	0	0	0	0	0	0	.000	.000
Kelly	.000	3	0	0	0	0	0	0	0	0	0	0	0	0	0	1	.000	.000
Luke	.000	1	0	1	0	0	0	0	0	0	0	0	0	0	0	0	.000	.000
<b>TOTALS</b>	<b>.272</b>	<b>183</b>	<b>629</b>	<b>97</b>	<b>171</b>	<b>38</b>	<b>1</b>	<b>27</b>	<b>103</b>	<b>0</b>	<b>8</b>	<b>6</b>	<b>77</b>	<b>135</b>	<b>6</b>	<b>5</b>	<b>.464</b>	<b>.353</b>

## 1996 NEW YORK YANKEES PINCH HITTING

PLAYER	AVG	G	AB	R	H	2B	3B	HR	RBI	SH	SF	HP	BB	SO	SB	CS	GIDP
Aldrete	.143	8	7	0	1	0	0	0	1	0	0	0	1	2	0	0	0
Boggs	.286	7	7	1	2	0	0	0	1	0	0	0	0	2	0	0	0
Duncan	.500	4	4	2	2	0	0	0	0	0	0	0	0	0	0	0	0
Fielder	.500	2	2	1	1	0	0	0	1	0	0	0	0	1	0	0	0
Fox	.250	4	4	0	1	0	0	0	0	0	0	0	0	0	0	0	0
Girardi	.250	6	4	1	1	0	0	0	3	0	1	0	1	0	0	0	0
Hayes	.500	5	4	0	2	1	0	0	2	0	0	0	0	0	0	0	0
Howard	.333	3	3	0	1	0	0	0	0	0	0	0	0	1	0	0	0
James	.000	1	0	0	0	0	0	0	0	0	0	0	0	0	0	0	0
Kelly	.000	1	0	1	0	0	0	0	1	0	0	0	1	0	0	0	0
Leyritz	.300	11	10	0	3	0	0	0	5	0	0	0	1	4	0	0	0
Martinez	.000	3	1	0	0	0	0	0	0	0	0	0	2	1	0	0	0
O'Neill	.000	2	2	0	0	0	0	0	0	0	0	0	0	1	0	0	0
Posada	.000	3	3	0	0	0	0	0	0	0	0	0	0	3	0	0	0
Raines	.000	8	7	0	0	0	0	0	0	0	0	0	1	0	0	0	0
RRivera	.500	3	2	1	1	0	0	1	1	0	0	0	1	1	0	0	0
Sierra	.333	3	3	0	1	0	0	0	1	0	0	0	0	1	0	0	0
Sojo	.000	1	1	0	0	0	0	0	0	0	0	0	0	1	0	0	0
Strawberry	.167	8	6	0	1	1	0	0	1	0	0	0	2	2	0	0	0
BWilliams	.000	1	1	0	0	0	0	0	0	0	0	0	0	1	0	0	0
GWilliams	.143	7	7	0	1	0	0	0	0	0	0	0	0	1	0	1	0
<b>TOTALS</b>	<b>.231</b>	<b>91</b>	<b>78</b>	<b>7</b>	<b>18</b>	<b>2</b>	<b>0</b>	<b>1</b>	<b>17</b>	<b>0</b>	<b>1</b>	<b>0</b>	<b>10</b>	<b>22</b>	<b>0</b>	<b>1</b>	<b>0</b>

## 1996 YANKEES MISCELLANEOUS HITTING

### RUNNERS IN SCORING POSITION

### HOME RUNS

PLAYER	AB	H	HR	RBI	Avg	2-		Multi-		Solo	2-Run	3-Run	Grand Slams
						3rd	Out	GI	Hit				
Aldrete	17	4	0	6	.235	0-3	4	0	2	1	2	0	0
Boggs	104	31	0	32	.298	8-16	9	1	44	1	1	0	0
Duncan	114	37	1	46	.325	12-23	19	3	43	6	2	0	0
Eenhoorn	4	0	0	2	.000	0-1	0	0	0	0	0	0	0
Fielder	48	9	1	19	.188	0-7	11	1	14	8	4	1	0
Fox	48	8	1	7	.167	2-10	2	1	8	1	1	1	0
Girardi	100	30	1	40	.300	7-19	17	1	33	0	2	0	0
Hayes	17	9	0	10	.529	1-3	6	1	7	2	0	0	0
Howard	15	5	0	7	.333	2-4	1	1	2	1	0	0	0
James	1	0	0	0	.000	.	0	0	0	0	0	0	0
Jeter	154	42	2	64	.273	11-29	29	6	49	8	2	0	0
Kelly	4	1	0	2	.250	0-2	2	0	0	0	0	0	0
Leyritz	79	21	1	30	.266	5-21	10	3	20	4	3	0	0
Martinez	180	61	10	77	.339	15-37	30	7	49	12	5	7	1
O'Neill	143	46	4	58	.322	14-34	16	6	48	11	5	3	0
Posada	3	0	0	0	.000	.	0	0	0	0	0	0	0
Raines	52	13	2	18	.250	2-8	5	2	18	6	1	2	0
RRivera	36	10	0	13	.278	2-3	5	0	6	2	0	0	0
Sierra	108	28	4	37	.259	5-15	13	3	25	6	3	2	0
Sojo	12	3	0	4	.250	0-1	2	1	2	0	0	0	0
Strawberry	47	13	3	19	.277	2-8	7	1	14	5	5	1	0
BWilliams	146	52	6	59	.356	8-21	7	5	45	18	6	3	2
GWilliams	66	16	0	20	.242	1-11	8	3	17	2	3	0	0
<b>TOTALS</b>	<b>1498</b>	<b>439</b>	<b>36</b>	<b>570</b>	<b>.293</b>	<b>97-276</b>	<b>203</b>	<b>46</b>	<b>446</b>	<b>94</b>	<b>45</b>	<b>20</b>	<b>3</b>

## 1996 NEW YORK YANKEES STARTING PITCHING

PITCHER	W-L	PCT	ERA	G	GS	CG	SHO	IP	H	R	ER	HR	BB	SO
Pettitte	20-8	.714	3.92	34	34	2	0	218.0	226	105	95	23	72	160
Rogers	12-8	.600	4.68	30	30	2	1	179.0	179	97	93	16	83	92
Key	12-11	.522	4.68	30	30	0	0	169.1	171	93	88	21	58	116
Gooden	11-7	.611	5.01	29	29	1	1	170.2	169	101	95	19	88	126
Cone	7-2	.778	2.88	11	11	1	0	72.0	50	25	23	3	34	71
Mendoza	3-5	.375	7.35	11	11	0	0	49.0	77	43	40	5	10	31
Kamieniecki	1-2	.333	13.50	5	5	0	0	17.1	31	27	26	6	17	13
Weathers	0-2	.000	14.81	4	4	0	0	10.1	19	18	17	1	10	8
Boehringer	0-2	.000	10.29	3	3	0	0	14.0	23	16	16	3	9	7
Whitehurst	1-1	.500	6.75	2	2	0	0	8.0	11	6	6	1	2	1
Hutton	0-1	.000	4.50	2	2	0	0	10.0	10	5	5	0	4	6
Bones	0-0	.000	9.00	1	1	0	0	4.0	7	4	4	1	1	1
<b>TOTALS</b>	<b>67-49</b>	<b>.578</b>	<b>4.96</b>	<b>162</b>	<b>162</b>	<b>6</b>	<b>2</b>	<b>921.2</b>	<b>973</b>	<b>540</b>	<b>508</b>	<b>99</b>	<b>388</b>	<b>632</b>

## 1996 NEW YORK YANKEES RELIEF PITCHING

PITCHER	W-L	PCT	ERA	G	GF	SV	IP	H	R	ER	HR	BB	SO
MRivera	8-3	.727	2.09	61	14	5	107.2	73	25	25	1	34	130
Wickman	4-1	.800	4.67	58	14	0	79.0	94	41	41	7	34	61
Nelson	4-4	.500	4.36	73	27	2	74.1	75	38	36	6	36	91
Wetteland	2-3	.400	2.83	62	58	43	63.2	54	23	20	9	21	69
Mecir	1-1	.500	5.13	26	10	0	40.1	42	24	23	6	23	38
Boehringer	2-2	.500	3.34	12	1	0	32.1	23	12	12	3	12	30
Pavlas	0-0	.000	2.35	16	8	1	23.0	23	7	6	0	7	18
Polley	1-3	.250	7.89	32	9	0	21.2	23	20	19	5	11	14
Hutton	0-1	.000	5.31	10	5	0	20.1	22	14	12	3	14	19
Howe	0-1	.000	6.35	25	4	1	17.0	19	12	12	1	6	5
Weathers	0-0	.000	1.29	7	1	0	7.0	4	1	1	0	4	5
Brewer	1-0	1.000	9.53	4	1	0	5.2	7	6	6	0	6	8
Lloyd	0-2	.000	17.47	13	0	0	5.2	12	11	11	1	5	6
Kamieniecki	0-0	.000	3.38	2	0	0	5.1	5	3	2	0	2	2
Gibson	0-0	.000	6.23	4	2	0	4.1	6	3	3	1	0	3
Mendoza	1-0	1.000	0.00	1	0	0	4.0	3	0	0	0	0	3
Pettitte	1-0	1.000	0.00	1	1	0	3.0	3	0	0	0	0	2
Bones	0-0	.000	21.00	3	0	0	3.0	7	7	7	1	5	3
Aldrete	0-0	.000	0.00	1	1	0	1.0	1	0	0	0	0	0
<b>TOTALS</b>	<b>25-21</b>	<b>.543</b>	<b>4.10</b>	<b>411</b>	<b>156</b>	<b>52</b>	<b>518.1</b>	<b>496</b>	<b>47</b>	<b>236</b>	<b>44</b>	<b>222</b>	<b>507</b>

## 1996 NEW YORK YANKEES HIGHS & LOWS

### INDIVIDUAL BATTING

longest hitting streak	17 Jeter
most runs, game	4 2x, last by Raines (9/25G1 vs Mil)
most hits game, Yankees	5 BWilliams (5/27 @ Cal)
most hits game, opponent	5 JGonzalez (7/30 @Tex)
most total bases, game	12 Strawberry (8/6 vs Chi)
most doubles, game	2 22x, last by Boggs (9/19 vs Bal)
most triples, game	2 Jeter(9/10 @Det)
most home runs, game	3 Strawberry (8/6 vs Chi)
most extra-base hits, game	3 Strawberry (8/6 vs Chi)
most RBI game, Yankees	8 BWilliams (9/12 vs Det)
most RBI game, opponent	7 GAnderson (8/29 @Cal)
most SB, game	4 GWilliams (6/2 @Oak)
steals of home plate	1 4x, last by Howard (6/8 @ Det)
grand slams game, Yankees	1 3x, last by BWilliams (9/12 @ Det)
grand slams regular-season game, opponent	1 4x, last by GAnderson (8/29 @Cal)
grand slams post-season game, opponent	none Last by EMartinez (10/7/95 @Sea)
inside-the-park HR, Yankees	1 Jeter (8/2 @KC)
inside-the-park HR, opponent	none Last by Hulse (8/1/95 vs Mil)
pinch-hit HR game, Yankees	1 RRivera (9/16 @ Tor)
pinch-hit HR game, opponent	1 6x, last by Manto (8/27 vs. Sea)
most multi-hit games	49 Jeter, Martinez

### INDIVIDUAL PITCHING

most strikeouts game, starter	11 Pettitte (8/4 @ KC)
most strikeouts game, reliever	6 MRivera (9/6 vs Tor)
most strikeouts game, opponent	10 2x, last by Finley (both) (5/29 @Cal)
most walks game, Yankees	8 Gooden (7/18 vs Mil)
most walks game, opponent	7 2x, last by Clemens (7/1 vs Bos)
low-hit, complete game	0 Gooden (5/14 vs Sea)
most innings game, starter	9.0 6x, last by Pettitte (8/19 vs Sea)
most innings game, reliever	7.0 Boehringer (8/26 @Sea)
consecutive scoreless innings, starter	20.0 2x, last by Key (6/26-7/11)
consecutive scoreless innings, reliever	26.2 MRivera (4/17-5/25)
most HR allowed, game	3 4x, last by Gooden (8/28 @ Sea)
longest winning streak	6 2x, last by Gooden (6/4-7/19)
longest losing streak	5 Key (4/16-5/15)
most complete-game shutouts	1 Gooden (5/14 vs Sea)

### TEAM BATTING

most runs game, Yankees	19 9/25 vs Mil G1
most runs game, opponent	16 7/18 @Mil
most runs, both clubs	23 4x, last 9/21 vs Bos (10 inn)
most runs inning, Yankees	10 9/25 vs Mil G1 (2nd inning)
most runs inning, opponent	7 3x, last on 8/3 vs KC (4th inning)
most hits game, Yankees	21 7/26 vs KC
most hits game, opponent	21 7/30 @ Tex
most hits, both clubs	31 7/17 @ Bos
most hits inning, Yankees	10 9/25 vs Mil G1 (2nd inning)
most hits inning, opponent	6 3x, last on 7/30 @Tex (3rd inning)

most total bases, game	32	2x, last on 9/25 vs Mil G1
most doubles, game	7	8/31 @Cal
most triples, game	2	2x, last on 9/10 @ Det
most home runs, game	4	5x, last on 9/19 vs Bal G2
most home runs, opponent	5	5/22 vs Oak
most home runs, both clubs	5	4x, last 8/30 @ Cal
most home runs inning, Yankees	3	2x, last on 9/12 @ Det (9th inning)
most home runs inning, opponent	2	5x, last on 9/19/G1 vs Bal (8th inning)
most extra-base hits, game	8	2x, last on 9/4 @Oak
most walks, game	12	5/27 @ Cal
most walks, both clubs	16	2x, last on 6/22 @Cle
most strikeouts, game	13	5/29 @Cal
most strikeouts, both clubs	22	9/12 @ Det
stolen bases, game	8	6/2 @Oak
stolen bases, opponent	5	4/19 @Min
most GDP, game	3	14x, last on 9/18 vs Bal
most LOB, game	14	2x, last on 7/17 @Bos
most LOB, opponent	14	8/16 vs Sea
most LOB, both clubs	24	6/25 @Min

### TEAM PITCHING

most strikeouts game, Yankees	15	8/18 vs Sea
most strikeouts game, opponent	13	5/29 @Cal
most walks game, Yankees	10	2x, last on 7/31 @Tex
most walks game, opponent	12	5/27 @ Cal

### TEAM FIELDING

most errors, game	3	2x, last 7/18 @ Mil
most errors, both clubs	5	5/4 vs Chi
caught stealing, Yankees	2	6x, last on 9/14 @ Tor
caught stealing, opponent	3	2x, last on 6/15 vs Cle
most DP's turned game, Yankees	5	6/13 vs Cle
most DP's turned, both clubs	7	7/6 vs Mil

### MISCELLANEOUS

longest winning streak	5	2x, last on 9/10-9/14
longest losing streak	5	8/25-8/29
longest home winning streak	5	7/1-7/6
longest home losing streak	3	8/16-18
longest road winning streak	6	2x, last on 9/4-9/14
longest road losing streak	6	4/6-19
most innings, game	15	5/1 @ Bal
longest time, game (9 innings)	4:21	4/30 @Bal (MLB Record)
longest time, game (extra innings)	5:34	5/1 @ Bal (15 innings)
shortest time, game	2:04	6/18 vs Min
largest crowd, home	56,329	4/9 vs KC (Opening Day)
largest crowd, road	57,173	5/25 @Sea
smallest crowd, home	12,760	5/7 vs Det
smallest crowd, road	7,059	4/16 @Mil
largest margin of victory	17	9/25 vs Mil G1
largest margin of defeat	13	7/30 @ Tex
largest shutout victory	12-0	8/11 vs Det
largest shutout defeat	0-7	7/25 vs KC
left on base average, Yankees	7.8	
left on base average, opponents	7.3	
solo home runs	94	
2-run home runs	45	
3-run home runs	20	
grand slams, Yankees	3	BWilliams 2, Martinez
grand slams, opponents	4	Baines, Greer, Ventura, GAnderson
games won in final at-bat	10	
games lost in final at-bat	11	
come-from-behind wins	40	
10-plus hit games	83	58-25 record
5-hits-or-fewer games	16	6-10 record
players used	49	
starting pitchers	12	
ejections	8	O'Neill 2, Torre, Zimmer, Randolph, Duncan, Strawberry, Nelson

## YANKEE RECORDS, 1996

pre-All-Star Break	52-33	1st place, led by 6.0 games
post-All-Star Break	40-37	
games started by NYY LHP	20-27	
games started by NYY RHP	72-43	
decisions by NYY LH starter	21-24	
decisions by NYY RH starter	71-46	
decisions vs LHP	20-27	
decisions vs RHP	72-43	
Yankees score first	56-21	
opponents score first	36-49	
Yankees score 4 runs or more	79-28	
Yankees score 3 runs or fewer	13-42	
on grass	82-60	
on turf	10-10	
with 10 hits or more	84 (57-27)	
with 9 hits or fewer	78 (34-44)	
leading after 6 innings	70-3	
trailing after 6 innings	8-56	
tied after 6 innings	14-11	
leading after 7 innings	79-2	
trailing after 7 innings	7-54	
tied after 7 innings	6-14	
leading after 8 innings	86-1	
trailing after 8 innings	4-57	
tied after 8 innings	2-11	
extra innings	4-6	
April	13-10	
May	16-11	
June	18-11	
July	16-10	
August	13-17	
September	16-11	
September/October	-----	
Sunday	13-14	
Monday	9-8	
Tuesday	15-8	
Wednesday	13-9	
Thursday	11-10	
Friday	14-11	
Saturday	17-10	
vs East	32-20	
vs Central	37-24	
vs West	23-26	

## YANKEES' HIGHEST FIELDING PERCENTAGE (by position)

<b>1b-</b> Don Mattingly .998 (1994) <b>2b-</b> Snuffy Stirnweiss .981 (1948) <b>3b-</b> Wade Boggs .981 (1995) <b>ss-</b> Fred Stanley .983 (1976) <b>of-</b> Roy White 1.000 (1971) (314 chances) <b>of-</b> Paul O'Neill 1.000 (1996) (300 chances)	<b>c-</b> Elston Howard .998 (1964) Thurman Munson .998 (1971) <b>p-</b> George Mogridge 1.000 (1917) Joe Bush 1.000 (1922) (77 chances)
---	--

## YANKEE RAWLINGS GOLD GLOVE WINNERS

<b>1957</b> Bobby Shantz, p <b>1958</b> Bobby Shantz, p Norm Siebern, of <b>1959</b> Bobby Shantz, p <b>1960</b> Bobby Shantz, p Roger Maris, of <b>1961</b> Bobby Richardson, 2b <b>1962</b> Bobby Richardson, 2b Mickey Mantle, of <b>1963</b> Elston Howard, c Bobby Richardson, 2b <b>1964</b> Elston Howard, c Bobby Richardson, 2b <b>1965</b> Joe Pepitone, 1b Bobby Richardson, 2b Tom Tresh, of <b>1966</b> Joe Pepitone, 1b <b>1969</b> Joe Pepitone, 1b <b>1972</b> Bobby Murcer, of <b>1973</b> Thurman Munson, c <b>1974</b> Thurman Munson, c <b>1975</b> Thurman Munson, c <b>1977</b> Graig Nettles, 3b	<b>1978</b> Chris Chambliss, 1b Graig Nettles, 3b <b>1982</b> Ron Guidry, p Dave Winfield, of <b>1983</b> Ron Guidry, p Dave Winfield, of <b>1984</b> Ron Guidry, p Dave Winfield, of <b>1985</b> Ron Guidry, p Don Mattingly, 1b Dave Winfield, of <b>1986</b> Ron Guidry, p Don Mattingly, 1b <b>1987</b> Don Mattingly, 1b Dave Winfield, of <b>1988</b> Don Mattingly, 1b <b>1989</b> Don Mattingly, 1b <b>1990</b> Don Mattingly, 1b <b>1991</b> Don Mattingly, 1b <b>1992</b> Don Mattingly, 1b <b>1993</b> Don Mattingly, 1b <b>1994</b> Don Mattingly, 1b Wade Boggs, 3b <b>1995</b> Wade Boggs, 3b
---	--

## YANKEES WHO LED LEAGUE IN FIELDING

- 1B** – Ganzel (1903), Pipp (1915, 1924), Skowron (1958), Pepitone (1965-66, 1969), Chambliss (1978), Mattingly (1984-87, 1992-94), Martinez (1996).
- 2B** – Ward (1923), Stirnweiss (1944, 1948), Coleman (1949), McDougald (1955), Clarke (1967), Alomar (1975), Sax (1989).
- SS** – Scott (1922-23), Crosetti (1939), Rizzuto (1949-50), Dent (1980).
- 3B** – Dugan (1923), Rolfe (1935-36), Boggs (1993, 1995).
- OF** – Cree (1913), Witt (1923), Byrd (1934), Selkirk (1939), DiMaggio (1947), Woodling (1952-53), Mantle (1959), Tresh (1964), White (1971), O'Neill (1996).
- C** – Sweeney (1912), Dickey (1931, 1935, 1937, 1939, 1941), Berra (1957, 1959), Howard (1962, 1964), Munson (1971), Cerone (1987), Stanley (1993).
- P** – Howell (1903), Griffith (1906), Pennock (1924), Chandler (1938), Terry (1961), Ford (1965), Stottlemire (1968), Kamieniecki (1992), Perez (1993), Hitchcock (1995).

## YANKEES' INDIVIDUAL FIELDING REPORT, 1996

POSITION	PLAYER	RANK	PCT	G	PO	A	E	TC	DP	PB
P	Aldrete	0	.000	1	0	0	0	0	0	0
P	Boehringer	0	1.000	15	2	4	0	6	0	0
P	Bones	0	.963	36	11	15	1	27	4	0
	Bones NYY	0	1.000	4	1	2	0	3	1	0
P	Brewer	0	1.000	4	0	1	0	1	0	0
P	Cone	0	.917	11	6	5	1	12	1	0
P	Gibson	0	1.000	4	1	0	0	1	0	0
P	Gooden	19	.972	29	9	26	1	36	1	0
P	Howe	0	.833	25	0	5	1	6	1	0
P	Hutton	0	.667	12	2	0	1	3	0	0
P	Kamieniecki	0	1.000	7	0	4	0	4	0	0
P	Key	15	.975	30	9	30	1	40	1	0
P	Lloyd	0	1.000	65	2	7	0	9	1	0
	Lloyd NYY	0	.000	13	0	0	0	0	0	0
P	Mecir	0	1.000	26	1	13	0	14	0	0
P	Mendoza	0	1.000	12	2	11	0	13	0	0
P	Nelson	0	.950	73	4	15	1	20	1	0
P	Pavlas	0	1.000	16	2	3	0	5	0	0
P	Pettitte	29	.938	35	6	39	3	48	2	0
P	Polley	0	.800	32	0	4	1	5	0	0
P	MRivera	0	1.000	61	4	13	0	17	0	0
P	Rogers	25	.961	30	15	34	2	51	1	0
P	Weathers	0	1.000	11	0	3	0	3	1	0
P	Wetteland	0	1.000	62	0	6	0	6	1	0
P	Whitehurst	0	1.000	2	1	1	0	2	0	0
P	Wickman	0	1.000	70	6	24	0	30	2	0
	Wickman NYY	0	1.000	58	5	23	0	28	2	0
	<b>TOTALS</b>	-	<b>.963</b>	<b>573</b>	<b>70</b>	<b>242</b>	<b>12</b>	<b>324</b>	<b>13</b>	<b>0</b>
C	Girardi	3	.996	120	803	45	3	851	8	10
C	Leyritz	0	.995	55	363	19	2	384	2	7
C	McIntosh	0	.000	1	0	0	0	0	0	0
C	Posada	0	1.000	4	17	2	0	19	0	0
	<b>TOTALS</b>	-	<b>.996</b>	<b>180</b>	<b>1183</b>	<b>66</b>	<b>5</b>	<b>1254</b>	<b>10</b>	<b>17</b>
1B	Aldrete	0	1.000	9	38	0	0	38	4	0
	Aldrete NYY	0	1.000	8	38	0	0	38	4	0
1B	Felder	0	.990	80	663	63	7	733	59	0
	Felder NYY	0	1.000	9	74	4	0	78	8	0
1B	Leyritz	0	1.000	5	16	0	0	16	2	0
1B	Martinez	1	.996	151	1238	83	5	1326	118	0
1B	McIntosh	0	1.000	1	6	1	0	7	1	0
1B	O'Neill	0	.000	1	0	0	0	0	0	0
	<b>TOTALS</b>	-	<b>.997</b>	<b>175</b>	<b>1372</b>	<b>88</b>	<b>5</b>	<b>1465</b>	<b>133</b>	<b>0</b>
2B	Duncan	0	.975	104	183	238	11	432	57	0
2B	Eenhorn	0	.971	12	19	15	1	35	6	0
	Eenhorn NYY	0	1.000	10	15	11	0	26	5	0
2B	Fox	0	.958	72	78	104	8	190	21	0
2B	Howard	0	.976	30	14	27	1	42	5	0
2B	Kelly	0	.970	10	8	24	1	33	3	0
2B	Leyritz	0	1.000	2	2	1	0	3	0	0
2B	Sojo	0	.986	41	56	87	2	145	23	0
	Sojo NYY	0	1.000	14	14	28	0	42	8	0
	<b>TOTALS</b>	-	<b>.973</b>	<b>242</b>	<b>314</b>	<b>433</b>	<b>21</b>	<b>768</b>	<b>99</b>	<b>0</b>
3B	Boggs	2	.974	123	62	201	7	270	24	0
3B	Duncan	0	.667	3	1	1	1	3	1	0
3B	Eenhorn	0	1.000	2	2	1	0	3	0	0
3B	Fox	0	.980	31	10	38	1	49	3	0
3B	Hayes	0	1.000	19	14	30	0	44	4	0
3B	Howard	0	1.000	6	3	4	0	7	0	0
3B	Leyritz	0	.778	13	3	11	4	18	0	0
3B	McIntosh	0	.000	1	0	0	0	0	0	0
3B	Sojo	0	.941	34	24	56	5	85	7	0
	Sojo NYY	0	1.000	1	0	1	0	1	0	0
	<b>TOTALS</b>	-	<b>.967</b>	<b>199</b>	<b>95</b>	<b>287</b>	<b>13</b>	<b>395</b>	<b>32</b>	<b>0</b>
SS	Fox	0	.889	9	8	16	3	27	3	0
SS	Jeter	11	.969	157	244	444	22	710	83	0
SS	Sojo	0	.988	23	33	52	1	86	12	0
	Sojo NYY	0	1.000	4	2	8	0	10	2	0
	<b>TOTALS</b>	-	<b>.966</b>	<b>170</b>	<b>254</b>	<b>468</b>	<b>25</b>	<b>747</b>	<b>88</b>	<b>0</b>
OF	Aldrete	0	.917	15	11	0	1	12	0	0
	Aldrete NYY	0	1.000	9	8	0	0	8	0	0
OF	Duncan	0	1.000	3	3	0	0	3	0	0
OF	Fox	0	.000	1	0	0	0	0	0	0
OF	James	0	1.000	4	3	0	0	3	0	0
OF	Leyritz	0	1.000	3	3	0	0	3	0	0
OF	O'Neill	1	1.000	146	293	7	0	300	3	0
OF	Raines	0	.988	50	79	3	1	83	0	0
OF	RRivera	0	1.000	45	76	2	0	78	0	0
OF	Sierra	0	.950	56	108	6	6	120	2	0
	Sierra NYY	0	.984	33	56	5	1	62	1	0
OF	Strawberry	0	1.000	34	45	1	0	46	0	0
OF	BWilliams	16	.986	140	334	10	5	349	3	0
OF	GWilliams	21	.981	117	205	4	4	213	2	0
	GWilliams NYY	21	.978	92	132	1	3	136	1	0
	<b>TOTALS</b>	-	<b>.991</b>	<b>560</b>	<b>1032</b>	<b>29</b>	<b>10</b>	<b>1071</b>	<b>8</b>	<b>0</b>

## NEW YORK YANKEES' 1997 SPRING TRAINING SCHEDULE

**SPRING TRAINING HEADQUARTERS:** Legends Field, 3802 Martin Luther King Blvd., Tampa, FL 33614. Telephone: (813) 879-2244, (800) 96-YANKS.

**HOTEL HEADQUARTERS:** Radisson Bay Harbor Inn, 7700 Courtney Campbell Cswy., Tampa, FL 33607. Telephone: (813) 281-8900.

Day/Date	Opponent	Site	Time	Score		Record	
				NY	OPP	W	L
Fri, Feb 28	St. Louis Cardinals	Tampa	1:05 p.m.	---	---	---	---
Sat, March 1	Cincinnati Reds	Plant City	1:05 p.m.	---	---	---	---
Sun, March 2	Chicago White Sox	Tampa	1:05 p.m.	---	---	---	---
Mon, March 3	Detroit Tigers	Lakeland	1:05 p.m.	---	---	---	---
Tues, March 4	Cleveland Indians (ss)	Tampa	1:05 p.m.	---	---	---	---
	Philadelphia Phillies (ss)	Clearwater	1:05 p.m.	---	---	---	---
Wed, March 5	Pittsburgh Pirates	Bradenton	1:05 p.m.	---	---	---	---
Thurs, March 6	Toronto Blue Jays	Tampa	7:05 p.m.	---	---	---	---
Fri, March 7	Kansas City Royals	Tampa	1:05 p.m.	---	---	---	---
Sat, March 8	Cincinnati Reds	Tampa	1:05 p.m.	---	---	---	---
Sun, March 9	Toronto Blue Jays (ss)	Tampa	1:05 p.m.	---	---	---	---
	Minnesota Twins (ss)	Fort Myers	1:05 p.m.	---	---	---	---
Mon, March 10	Cleveland Indians	Tampa	7:05 p.m.	---	---	---	---
Tues, March 11	Chicago White Sox	Sarasota	1:05 p.m.	---	---	---	---
Wed, March 12	Texas Rangers	Tampa	7:05 p.m.	---	---	---	---
Thurs, March 13	Grambling State (ss)	Grambling	2:05 p.m.	---	---	---	---
	Toronto Blue Jays (ss)	Dunedin	1:05 p.m.	---	---	---	---
Fri, March 14	Chicago White Sox	Tampa	7:05 p.m.	---	---	---	---
Sat, March 15	Detroit Tigers	Lakeland	1:05 p.m.	---	---	---	---
Sun, March 16	Philadelphia Phillies	Tampa	1:05 p.m.	---	---	---	---
Mon, March 17	Kansas City Royals	Baseball City	1:05 p.m.	---	---	---	---
Tues, March 18	Toronto Blue Jays	Dunedin	1:05 p.m.	---	---	---	---
Thurs, March 20	St. Louis Cardinals	St. Petersburg	1:05 p.m.	---	---	---	---
Fri, March 21	Detroit Tigers	Tampa	7:05 p.m.	---	---	---	---
Sat, March 22	Toronto Blue Jays	Tampa	1:05 p.m.	---	---	---	---
Sun, March 23	Pittsburgh Pirates	Tampa	1:05 p.m.	---	---	---	---
Mon, March 24	Cleveland Indians	Winter Haven	1:05 p.m.	---	---	---	---
Tues, March 25	Minnesota Twins	Tampa	1:05 p.m.	---	---	---	---
Wed, March 26	Texas Rangers	Port Charlotte	1:05 p.m.	---	---	---	---
Thurs, March 27	Atlanta Braves	Tampa	7:05 p.m.	---	---	---	---
Fri, March 28	St. Louis Cardinals	Tampa	1:05 p.m.	---	---	---	---
Sat, March 29	Atlanta Braves	Atlanta	1:10 p.m.	---	---	---	---
Sun, March 30	Atlanta Braves	Atlanta	1:10 p.m.	---	---	---	---

**Reporting Dates:**

**Pitchers & Catchers** - February 14  
**Remainder of Squad** - February 19

**First Workout:**

**Pitchers & Catchers** - February 15  
**Remainder of Squad** - February 20

### SPRING TRAINING RECORDS SINCE 1962

1962 17-10	1969 16-9	1976 10-7	1983 16-8	1990 5-9
1963 12-17-1	1970 18-9	1977 11-13	1984 10-16	1991 19-12
1964 12-16	1971 8-23	1978 10-13	1985 15-12	1992 17-14
1965 12-18	1972 11-15-1	1979 7-18	1986 17-11	1993 20-12
1966 17-11	1973 18-11	1980 10-8-1	1987 14-15	1994 12-15-1
1967 13-17	1974 14-14-1	1981 13-13-1	1988 22-10	1995 11-18/4-8
1968 14-14-1	1975 14-17	1982 9-16	1989 16-15	1996 16-15

### 1996 SPRING TRAINING ATTENDANCE

Home Attendance at Legends Field (17 dates) ..... 173,247

**Set a Major-League Record for Spring-Training  
Home Attendance.**

### YANKEES' SPRING TRAINING SITES

1903-04	Atlanta, GA	1919-20	Jacksonville, FL
1905	Montgomery, AL	1921	Shreveport, LA
1906	Birmingham, AL	1922-24	New Orleans, LA
1907-08	Atlanta, GA	1925-42	St. Petersburg, FL
1909	Macon, GA	1943	Asbury Park, NJ
1910-11	Athens, GA	1944-45	Atlantic City, NJ
1912	Atlanta, GA	1946-50	St. Petersburg, FL
1913	Hamilton, Bermuda	1951	Phoenix, AZ
1914	Houston, TX	1952-61	St. Petersburg, FL
1915	Savannah, GA	1962-95	Ft. Lauderdale, FL
1916-18	Macon, GA	1996-	Tampa, FL

### LEGENDS FIELD

**TOTAL SEATING - 10,382**

Luxury Suites ..... 13/168 seats  
Field Box Seats ..... 132  
Reserved Seats ..... 10,082

**STADIUM DIMENSIONS\***

Left Field foul line ..... 318 feet  
Center Field ..... 408 feet  
Right Field foul line ..... 314 feet

**FIRST GAME** ..... 3/1/96 vs Cleveland

\* Identical to Yankee Stadium.

## 1996 SPRING TRAINING STATISTICS


BATTER	AVG	G	AB	R	H	2B	3B	HR	RBI	BB	SO	SB	CS	E
Barker	.250	7	8	1	2	0	0	0	1	2	4	1	0	0
Benavides	.190	11	21	5	4	0	1	1	4	0	4	0	1	0
Boggs	.431	21	58	7	25	7	0	1	7	9	5	1	2	2
Carpenter	.000	8	6	0	0	0	0	0	0	0	5	0	0	0
Cruz	.200	12	25	2	5	1	0	0	3	3	4	0	0	0
Delesandro	.200	3	10	2	2	0	0	1	2	1	2	0	0	0
Duncan	.265	21	68	5	18	4	0	0	11	2	12	2	1	2
Eenhoorn	.154	6	13	2	2	1	0	0	0	0	4	0	0	2
Fernandez	.333	14	39	7	13	2	0	0	2	3	5	1	1	2
Figga	.143	5	7	0	1	0	0	0	0	1	3	0	0	0
Fox	.242	28	62	14	15	3	0	1	5	4	14	2	0	2
Girardi	.327	18	49	11	16	1	1	1	7	1	9	0	0	1
Hinds	.167	5	6	0	1	0	0	0	0	0	1	0	0	0
Howard	.400	7	10	3	4	0	0	0	1	0	1	1	0	0
Jeter	.288	23	73	12	21	1	1	0	6	6	17	4	1	6
Kelly	.286	6	14	0	4	0	1	0	1	0	5	0	0	0
Ledee	.000	1	0	0	0	0	0	0	0	0	0	0	0	0
Leyritz	.310	24	58	11	18	7	0	1	15	12	10	1	0	0
Luke	.444	10	18	6	8	1	1	2	9	2	3	0	1	0
Martinez	.243	23	70	10	17	3	0	2	14	11	7	0	0	3
Mcintosh	.571	5	7	0	4	0	0	0	1	0	1	0	0	0
Northrup	.143	3	7	1	1	0	1	0	2	1	0	0	0	0
O'Neill	.246	22	65	10	16	3	1	1	6	11	8	0	4	0
Perry	.278	9	18	1	5	3	0	0	3	2	3	0	1	0
Pledger	.667	3	3	0	3	1	0	0	0	1	0	0	0	0
Posada	.111	6	9	0	1	0	0	0	1	2	2	0	0	0
Raines	.333	10	33	3	11	1	0	0	2	2	6	0	1	0
RRivera	.233	19	43	3	10	1	0	2	6	3	16	3	2	1
Ronan	.188	11	16	3	3	0	0	1	1	4	6	0	0	0
Seefried	.417	7	12	2	5	1	0	0	1	1	2	0	0	1
Sierra	.250	23	80	13	20	10	0	1	13	7	12	1	0	0
Varsho	.200	12	30	5	6	1	1	1	3	3	8	1	0	0
BWilliams	.359	21	64	11	23	6	1	2	8	6	10	1	1	0
GWilliams	.384	27	73	15	28	8	1	2	14	6	12	6	0	1
Wilson	.000	3	1	0	0	0	0	0	0	0	1	0	0	0
Yankees	.288	31	1073	163	309	65	10	20	148	105	204	26	12	23
Opponents	.259	31	1038	132	269	50	11	21	123	83	184	29	12	34

PITCHER	W-L	ERA	G	GS	CG	SHO	SV	IP	H	R	ER	BB	SO
Boehringer	0-0	3.60	3	0	0	0	0	5.0	6	2	2	2	2
Cone	1-0	6.14	5	5	0	0	0	22.0	26	17	15	8	18
Croghan	0-0	4.50	2	0	0	0	0	2.0	2	3	1	2	3
DeJesus	1-0	3.00	4	0	0	0	0	6.0	5	2	2	3	5
Gibson	0-1	2.45	8	0	0	0	0	11.0	4	3	3	2	8
Gonzales	0-1	0.00	1	0	0	0	0	1.0	2	2	0	0	1
Gooden	0-3	8.88	6	6	0	0	0	25.1	40	25	25	8	16
Howe	2-1	2.08	11	0	0	0	1	13.0	10	4	3	1	7
Hutton	0-1	3.46	10	0	0	0	1	13.0	10	5	5	6	9
Kamieniecki	1-1	3.38	4	3	0	0	0	16.0	12	8	6	7	9
Key	2-0	1.89	4	2	0	0	0	19.0	14	4	4	5	9
Mecir	1-0	0.00	3	0	0	0	0	4.0	2	0	0	2	4
Montelone	0-1	9.00	3	0	0	0	0	3.0	5	3	3	2	2
Nelson	1-0	3.60	11	0	0	0	1	15.0	17	6	6	3	15
Ojala	0-0	4.50	2	0	0	0	0	2.0	4	1	1	1	1
Perez	0-2	2.63	5	5	1	0	0	24.0	17	7	7	13	15
Pettitte	3-0	2.16	6	4	0	0	0	25.0	22	6	6	1	9
Polley	0-0	18.00	1	0	0	0	0	1.0	2	2	2	1	1
Quirico	0-1	18.00	2	0	0	0	0	1.0	1	4	2	3	1
MRivera	2-0	2.16	7	2	0	0	0	16.2	18	5	4	3	12
Rogers	1-3	6.30	5	4	0	0	0	20.0	26	15	14	6	15
Wetteland	0-0	1.50	11	0	0	0	3	12.0	10	2	2	0	11
Wickman	1-0	3.38	10	0	0	0	2	16.0	14	6	6	4	11
Yankees	16-15	3.92	31	31	1	1	8	273.0	269	132	119	83	184
Opponents	15-16	4.57	31	31	0	2	10	270.0	309	163	137	105	204

### James P. Dawson Award

The James P. Dawson Award was established in honor of the late sportswriter of the *New York Times* who died during spring training while covering the Yankees. It is presented annually to the outstanding rookie in spring training. Two winners of the award, Tony Kubek in 1957 and Tom Tresh in 1962, went on to win American League Rookie of the Year Awards. The award first was presented to rookie Norm Siebern by manager Casey Stengel in St. Petersburg at the conclusion of spring training in 1956. Media who regularly cover the Yankees vote on the winner.

1956	.....	Norm Siebern, of	1976	.....	Willie Randolph, 2b
1957	.....	Tony Kubek, ss	1977	.....	George Zeber, inf
1958	.....	John Blanchard, c	1978	.....	Jim Beattie, p
1959	.....	Gordon Windhorn, of	1979	.....	Paul Mirabella, p
1960	.....	John James, p	1980	.....	Mike Griffin, p
1961	.....	Roland Sheldon, p	1981	.....	Gene Nelson, p
1962	.....	Tom Tresh, ss	1982	.....	Andre Robertson, ss
1963	.....	Pedro Gonzalez, 2b	1983	.....	Don Mattingly, 1b-of
1964	.....	Pete Mikkelsen, p	1984	.....	Jose Rijo, p
1965	.....	Arturo Lopez, of	1985	.....	Scott Bradley, c
1966	.....	Roy White, of	1986	.....	Bob Tewksbury, p
1967	.....	Bill Robinson, of	1987	.....	Keith Hughes, of
1968	.....	Mike Ferraro, 3b	1988	.....	Al Leiter, p
1969	.....	Jerry Kenney, of	1989	.....	none selected
		Bill Burbach, p	1990	.....	Alan Mills, p
1970	.....	John Ellis, 1b-c	1991	.....	Hensley Meulens, of
1971	.....	none selected	1992	.....	Gerald Williams, of
1972	.....	Rusty Torres, of	1993	.....	Mike Humphreys, of
1973	.....	Otto Velez, of	1994	.....	Sterling Hitchcock, p
1974	.....	Tom Buskey, p	1995	.....	none selected
1975	.....	Tippy Martinez, p	1996	.....	Mark Hutton, p



# American League Opponents

## YANKEES vs EAST OPPONENTS, 1996

CLUB	AVG.	AB	R	H	HR	W	L	SV	IP	ER	HR	ERA
Baltimore	.281	470	75	132	16	10	3	7	124.0	59	12	4.28
Boston	.309	475	73	147	14	6	7	4	116.0	65	6	5.04
Detroit	.333	471	99	157	17	8	5	3	115.2	62	10	4.82
Toronto	.277	451	61	125	14	8	5	5	115.0	45	12	3.52
<b>TOTALS</b>	<b>.300</b>	<b>1867</b>	<b>308</b>	<b>561</b>	<b>61</b>	<b>32</b>	<b>20</b>	<b>19</b>	<b>470.2</b>	<b>231</b>	<b>40</b>	<b>4.42</b>

## YANKEES vs CENTRAL OPPONENTS, 1996

CLUB	AVG.	AB	R	H	HR	W	L	SV	IP	ER	HR	ERA
Chicago	.253	443	65	193	19	7	6	4	115.1	54	10	4.21
Cleveland	.295	421	73	124	10	9	3	6	109.0	58	13	4.79
Kansas City	.294	412	60	121	10	8	4	3	106.2	46	4	3.88
Milwaukee	.304	415	66	126	10	6	6	3	103.0	47	6	4.11
Minnesota	.271	409	48	111	11	7	5	5	106.0	47	4	3.99
<b>TOTALS</b>	<b>.321</b>	<b>2100</b>	<b>312</b>	<b>675</b>	<b>60</b>	<b>37</b>	<b>24</b>	<b>21</b>	<b>540.0</b>	<b>252</b>	<b>37</b>	<b>4.20</b>

## YANKEES vs WEST OPPONENTS, 1996

CLUB	AVG.	AB	R	H	HR	W	L	SV	IP	ER	HR	ERA
Anaheim	.264	447	76	118	13	6	7	2	113.1	73	18	5.80
Oakland	.317	407	71	129	14	9	3	6	107.0	44	11	3.70
Seattle	.276	409	56	113	7	3	9	1	106.0	78	21	6.62
Texas	.266	398	48	106	7	5	7	3	103.0	66	16	5.77
<b>TOTALS</b>	<b>.280</b>	<b>1661</b>	<b>251</b>	<b>466</b>	<b>41</b>	<b>23</b>	<b>26</b>	<b>12</b>	<b>429.1</b>	<b>261</b>	<b>66</b>	<b>5.47</b>

## EAST OPPONENTS vs YANKEES, 1996

CLUB	AVG.	AB	R	H	HR	W	L	SV	IP	ER	HR	ERA
Baltimore	.257	467	62	120	12	3	10	2	120.2	68	16	5.07
Boston	.288	466	72	134	6	7	6	5	116.2	68	14	5.25
Detroit	.267	438	66	117	10	5	8	3	113.0	95	17	7.57
Toronto	.236	432	46	102	12	5	8	3	114.0	56	14	4.42
<b>TOTALS</b>	<b>.262</b>	<b>1803</b>	<b>246</b>	<b>473</b>	<b>40</b>	<b>20</b>	<b>32</b>	<b>13</b>	<b>464.1</b>	<b>287</b>	<b>61</b>	<b>5.56</b>

## CENTRAL OPPONENTS vs YANKEES, 1996

CLUB	AVG.	AB	R	H	HR	W	L	SV	IP	ER	HR	ERA
Chicago	.230	427	59	98	10	6	7	1	114.0	57	19	4.50
Cleveland	.293	423	61	124	13	3	9	2	106.0	68	10	5.77
Kansas City	.243	399	47	97	4	4	8	1	104.0	54	10	4.67
Milwaukee	.269	390	54	105	6	6	6	3	103.0	62	10	5.42
Minnesota	.277	411	51	114	4	5	7	1	106.0	44	11	3.74
<b>TOTALS</b>	<b>.262</b>	<b>2050</b>	<b>272</b>	<b>538</b>	<b>37</b>	<b>24</b>	<b>37</b>	<b>8</b>	<b>533.0</b>	<b>285</b>	<b>60</b>	<b>4.81</b>

## WEST OPPONENTS vs YANKEES, 1996

CLUB	AVG.	AB	R	H	HR	W	L	SV	IP	ER	HR	ERA
Anaheim	.267	454	76	86	16	7	6	1	114.0	63	13	4.97
Oakland	.252	404	45	102	11	3	9	3	104.0	70	14	6.06
Seattle	.284	422	80	120	21	9	3	4	109.0	54	7	4.46
Texas	.282	408	68	115	16	7	5	3	104.0	47	7	4.07
<b>TOTALS</b>	<b>.251</b>	<b>1688</b>	<b>269</b>	<b>423</b>	<b>64</b>	<b>26</b>	<b>23</b>	<b>11</b>	<b>431.0</b>	<b>234</b>	<b>41</b>	<b>4.89</b>

### TRIPLE PLAYS

The Yankees have turned 21 triple plays in their history, the last one coming on 6/3/68 vs Min (Womack-Cox-Mantle)...entering the 1997 season, the Yankees have gone 4,514 regular-season games without turning a triple play...the last triple play turned by an opponent came on 6/15/89 in Baltimore when, with runners on first and second, Steve Balboni lined out to shortstop Cal Ripken, who threw to Billy Ripken for the second out, who threw to first baseman Randy Milligan for the third out, a 6-4-3 triple play.

## YANKEE HOME RECORD vs OPPONENTS, 1977-96

YEAR	BAL	BOS	CAL	CHI	CLE	DET	KC	MIL	MIN	OAK	SEA	TEX	TOR	TOTAL
1996	4-3	4-2	3-3	5-2	3-3	4-3	5-1	5-1	3-2	4-2	2-4	4-2	3-3	49-31
1995	4-2	6-1	4-2	0-2	2-4	4-2	3-1	3-3	2-2	3-4	3-3	5-0	7-0	46-26
1994	3-3	4-2	3-3	1-2	7-0	1-2	0-3	1-2	3-0	3-3	3-3	2-0	2-1	33-24
1993	4-3	4-3	4-2	4-2	4-2	5-1	4-2	4-2	4-2	4-2	4-2	2-4	3-4	50-31
1992	3-3	4-2	4-2	1-5	3-4	4-3	4-2	5-2	2-4	4-2	3-3	3-3	1-5	41-40
1991	5-2	3-4	2-4	3-3	4-2	3-3	2-4	3-3	2-4	3-3	2-4	4-2	3-4	39-42
1990	3-3	4-2	3-3	1-5	4-3	3-4	3-3	3-4	3-3	0-6	4-2	3-3	3-3	37-44
1989	2-5	4-3	5-1	4-2	1-5	5-1	3-3	3-3	3-3	1-5	3-3	4-2	3-4	41-40
1988	5-1	2-4	3-3	5-1	4-3	5-2	2-4	6-1	4-2	4-2	2-4	3-2	1-5	46-34
1987	6-1	4-3	4-2	4-2	4-2	5-1	6-0	3-3	4-2	3-3	3-3	3-3	2-5	51-30
1986	2-4	2-4	3-3	2-4	5-2	4-3	4-2	4-3	3-3	3-3	3-2	4-2	2-4	41-39
1985	7-0	5-2	5-1	4-2	3-3	2-3	5-1	3-3	6-0	5-1	5-1	6-0	2-5	58-22
1984	4-2	2-4	2-4	3-3	7-0	3-3	6-0	5-2	3-3	5-1	2-4	3-3	5-1	50-30
1983	4-3	4-3	5-1	2-4	5-2	3-3	3-3	6-0	5-1	4-2	3-3	3-3	5-2	52-30
1982	2-4	3-3	3-3	1-5	3-4	3-4	3-3	4-3	5-1	4-2	3-3	4-2	4-2	42-39
1981	5-2	2-1	0-0	4-2	2-4	3-0	5-1	2-1	1-2	2-1	1-1	4-2	1-2	32-19
1980	3-3	3-3	6-0	3-3	5-2	5-2	2-4	3-4	4-2	5-1	5-1	4-2	5-1	53-28
1979	4-3	4-3	4-2	3-3	6-0	3-3	3-3	2-4	3-3	4-2	5-1	5-1	5-2	51-30
1978	3-4	3-4	3-2	4-1	6-2	6-2	3-3	5-3	3-2	5-0	4-1	4-1	6-1	55-26
1977	4-4	6-2	4-1	4-1	6-1	3-4	4-1	3-4	4-1	5-1	5-0	3-2	4-4	55-26

## YANKEE ROAD RECORD vs OPPONENTS, 1977-96

YEAR	BAL	BOS	CAL	CHI	CLE	DET	KC	MIL	MIN	OAK	SEA	TEX	TOR	TOTAL
1996	6-0	2-5	3-4	2-4	6-0	4-2	3-3	1-5	4-3	5-1	1-5	1-5	5-2	43-39
1995	3-4	2-4	1-5	2-1	4-2	4-3	4-2	3-2	2-1	1-5	1-6	1-3	5-1	33-39
1994	3-1	3-1	5-1	1-2	2-0	2-1	2-1	6-0	2-4	4-2	5-1	1-2	1-3	37-19
1993	3-3	3-3	2-4	4-2	3-4	4-3	2-4	5-2	4-2	2-4	3-3	1-5	2-4	38-43
1992	5-2	2-5	1-5	3-3	3-3	4-2	3-3	2-4	3-3	2-4	3-3	3-3	1-6	35-46
1991	3-3	4-2	4-2	1-5	3-4	2-5	3-3	4-3	0-6	3-3	1-5	1-5	3-3	32-49
1990	4-3	0-7	3-3	1-5	4-2	3-3	1-5	4-2	3-3	0-6	5-1	0-6	2-5	30-51
1989	3-3	2-4	1-5	2-3	3-4	2-5	3-3	2-5	3-3	2-4	5-1	1-5	4-2	33-47
1988	5-2	2-5	3-3	4-2	3-3	0-6	4-2	1-5	5-1	2-4	3-3	2-4	5-2	39-42
1987	4-2	2-4	5-1	3-3	3-4	3-4	1-5	3-4	2-4	2-4	4-2	2-4	4-2	38-43
1986	6-1	6-1	2-4	4-2	3-3	3-3	4-2	1-5	5-1	2-4	5-2	3-3	5-2	49-33
1985	5-1	3-3	4-2	2-4	4-3	1-6	2-4	3-4	3-3	2-4	4-2	2-4	4-2	39-42
1984	4-3	4-3	2-4	2-4	4-2	3-4	1-5	2-4	1-5	3-3	5-1	3-3	3-4	37-45
1983	3-3	2-4	2-4	2-4	2-4	5-2	3-3	3-4	3-3	4-2	4-2	4-2	2-4	39-41
1982	0-7	3-4	2-4	3-3	6-0	2-4	4-2	1-5	5-1	3-3	3-3	3-3	2-5	37-44
1981	1-5	1-2	2-2	3-3	3-3	4-3	5-1	1-2	2-1	2-2	1-2	1-2	1-1	27-29
1980	3-4	7-0	4-2	4-2	3-3	3-3	2-4	5-1	4-2	3-3	4-2	3-3	5-2	50-31
1979	2-2	4-2	1-5	5-1	2-5	3-4	4-2	2-5	2-4	5-1	1-5	3-3	4-2	38-41
1978	6-2	6-3	2-3	5-0	3-4	5-2	2-3	0-7	4-1	3-2	2-4	2-3	5-3	45-37
1977	3-4	1-6	3-3	3-2	6-2	6-2	1-4	4-4	4-1	4-1	1-4	4-1	5-2	45-36

## TOP CAREER WINNING PERCENTAGES vs YANKEES

(Based on 10 Victories)

	W-L	PCT.		W-L	PCT.
Brown, Tex, Bal	12-3	.800	Blue, Oak, KC	16-9	.640
Kerr, Chi	14-4	.778	Finley, Cal	14-8	.636
Ruth, Bos	17-5	.773	Hall, KC, Bal	12-7	.632
Higuera, Mil	13-4	.765	Hiller, Det	12-7	.632
Wells, Det, Bal	13-5	.722	Rowe, Det	20-12	.625
McClure, KC, Mil, Cal	10-4	.714	McLain, Det, Was	15-9	.625
Key, Tor	12-5	.706	Cuellar, Bal	18-11	.621
Lee, Bos	12-5	.706	Caldwell, Mil	13-8	.619
Boland, Det, StL	16-7	.696	Ryan, Cal, Tex	13-8	.619
Lary, Det	28-13	.683	Kinder, StL, Bos	14-9	.609
Palmer, Bal	30-15	.667	Barber, Bal	17-11	.607
Marberry, Was, Det	22-11	.667	Chance, Cal, Min	15-10	.600
Boswell, Min	10-5	.667	Tiant, Cle, Min, Bos	22-15	.595
Gura, KC	11-6	.647	Morris, Det, Min, Tor, Cle	17-12	.586

## 30 CAREER WINS vs YANKEES

WJohnson	60	S. Coveleski	32
Grove	35	Feller	30
Cicotte	35	Bender	30
Wynn	33	Mullin	30
Newhouser	33	Dauss	30
Faber	32	JPalmer	30

## MOST INDIVIDUAL STRIKEOUTS vs YANKEES, GAME

- 17 Rube Waddell, Philadelphia A's on September 20, 1905 (13 innings).
- 16 Mike Moore, Seattle Mariners on August 19, 1988 (second game).
- 15 Ed Cicotte, Chicago White Sox on August 26, 1914.
- 15 Sandy Koufax, Los Angeles Dodgers on October 2, 1963 (World Series Game 1).
- 15 Chuck Finley, California Angels on May 23, 1995.

# ALL-TIME YEARLY SERIES RESULTS

YEAR	BAL	BOS	CLE	DET	MIL	TOR	CAL	CHI	KC	MIN	OAK	SEA	TEX
1996	10-3	6-7	9-3	8-5	6-6	8-5	6-7	7-6	8-4	7-5	9-3	3-9	5-7
1995	7-6	8-5	6-6	8-5	6-5	12-1	5-7	2-3	7-3	4-3	4-9	4-9	6-3
1994	6-4	7-3	9-0	3-3	7-2	3-4	8-4	2-4	2-4	5-4	7-5	8-4	3-2
1993	7-6	7-6	7-6	9-4	9-4	5-8	6-6	8-4	6-6	8-4	6-6	7-5	3-9
1992	8-5	6-7	6-7	8-5	7-6	2-11	5-7	4-8	7-5	5-7	6-6	6-6	6-6
1991	8-5	7-6	7-6	5-8	7-6	6-7	6-6	4-8	5-7	2-10	6-6	3-9	5-7
1990	7-6	4-9	8-5	6-7	7-6	5-8	6-6	2-10	4-8	6-6	0-12	9-3	3-9
1989	5-8	6-7	4-9	7-6	5-8	7-6	6-6	6-5	6-6	6-6	3-9	8-4	5-7
1988	10-3	4-9	7-6	5-8	7-6	6-7	6-6	9-3	6-6	9-3	6-6	5-7	5-6
1987	10-3	6-7	7-6	8-5	6-7	6-7	9-3	7-5	7-5	6-6	5-7	7-5	5-7
1986	8-5	8-5	8-5	7-6	5-8	7-6	5-7	6-6	8-4	8-4	5-7	8-4	7-5
1985	12-1	8-5	7-6	3-9	6-7	6-7	9-3	6-6	7-5	9-3	7-5	9-3	8-4
1984	8-5	6-7	11-2	6-7	7-6	8-5	4-8	5-7	7-5	4-8	8-4	7-5	6-6
1983	7-6	6-7	7-6	8-5	9-4	7-6	7-5	4-8	6-6	8-4	8-4	7-5	7-5
1982	2-11	6-7	9-4	5-8	5-8	6-7	5-7	4-8	7-5	10-2	7-5	6-6	7-5
1981	6-7	3-3	5-7	7-3	3-3	2-3	2-2	7-5	10-2	3-3	4-3	2-3	5-4
1980	6-7	10-3	8-5	8-5	8-5	10-3	10-2	7-5	4-8	8-4	8-4	9-3	7-5
1979	6-5	8-5	8-5	6-7	4-9	9-4	5-7	8-4	7-5	5-7	9-3	6-6	8-4
1978	9-6	9-7	9-6	11-4	5-10	11-4	5-5	9-1	5-6	7-3	8-2	6-5	6-4
1977	7-8	7-8	12-3	9-6	7-8	9-6	7-4	7-3	5-5	8-2	9-2	6-4	7-3
1976	5-13	11-7	12-4	8-9	13-5	-	7-5	11-1	5-7	10-2	6-6	-	9-3
1975	10-8	5-11	9-9	12-6	9-9	-	5-7	6-6	5-7	8-4	6-6	-	8-4
1974	7-11	7-11	11-7	7-11	9-9	-	9-3	8-4	8-4	8-4	7-5	-	8-4
1973	9-9	4-14	11-7	11-7	8-10	-	6-6	4-8	6-6	9-3	4-8	-	8-4
1972	6-7	9-9	11-7	9-7	9-9	-	8-4	5-7	5-7	6-6	3-9	-	8-4
1971	7-11	11-7	10-8	8-10	10-2	-	6-6	7-5	7-5	4-8	5-7	-	7-11
1970	7-11	8-10	10-8	11-7	9-3	-	7-5	7-5	11-1	7-5	6-6	-	10-8
1969	7-11	7-11	8-9	8-10	7-5	-	9-3	9-3	7-5	2-10	6-6	-	10-8
1968	5-13	8-10	8-10	8-10	-	-	12-6	12-6	-	6-12	10-8	-	14-4
1967	5-13	6-12	9-9	8-10	-	-	9-9	6-12	-	6-12	11-7	-	12-6
1966	3-15	10-8	6-12	7-11	-	-	7-11	9-9	-	10-8	13-5	-	5-10
1965	5-13	9-9	6-12	8-10	-	-	12-6	10-8	-	5-13	11-7	-	11-7
1964	8-10	9-9	15-3	10-8	-	-	11-7	12-6	-	10-8	12-6	-	12-6
1963	11-7	12-6	11-7	10-8	-	-	13-5	10-8	-	11-6	12-6	-	14-4
1962	7-11	12-6	7-11	11-7	-	-	10-8	10-8	-	11-7	13-5	-	15-3
1961	9-9	13-5	14-4	10-8	-	-	12-6	12-6	-	14-4	14-4	-	11-7
1960	13-9	15-7	16-6	14-8	-	-	-	12-10	-	12-10	15-7	-	-
1959	10-12	9-13	11-11	8-14	-	-	-	9-13	-	15-7	17-5	-	-
1958	14-8	13-9	15-7	10-12	-	-	-	15-7	-	12-10	13-9	-	-
1957	13-9	14-8	13-9	12-10	-	-	-	14-8	-	13-9	19-3	-	-
1956	13-9	14-8	12-10	10-12	-	-	-	13-9	-	17-5	18-4	-	-
1955	19-3	14-8	9-13	12-10	-	-	-	11-11	-	16-6	15-7	-	-
1954	17-5	13-9	11-11	16-6	-	-	-	15-7	-	13-9	18-4	-	-
1953	17-5	11-10	11-11	16-6	-	-	-	13-9	-	14-6	17-5	-	-
1952	14-8	14-8	12-10	13-9	-	-	-	14-8	-	15-7	13-9	-	-
1951	17-5	11-11	15-7	12-10	-	-	-	14-8	-	16-6	13-9	-	-
1950	17-5	13-9	14-8	11-11	-	-	-	14-8	-	14-8	15-7	-	-
1949	17-5	13-9	12-10	11-11	-	-	-	15-7	-	15-7	14-8	-	-
1948	16-6	8-14	12-10	13-9	-	-	-	16-6	-	17-5	12-10	-	-
1947	15-7	13-9	15-7	14-8	-	-	-	12-10	-	15-7	13-9	-	-
1946	14-8	8-14	12-10	9-13	-	-	-	14-8	-	14-8	16-6	-	-
1945	7-15	16-6	9-12	7-15	-	-	-	12-9	-	14-8	16-6	-	-
1944	10-12	11-11	14-8	8-14	-	-	-	12-10	-	15-7	13-9	-	-
1943	17-5	17-5	13-9	12-10	-	-	-	12-10	-	11-11	16-6	-	-
1942	15-7	10-12	15-7	15-7	-	-	-	15-7	-	17-5	16-6	-	-
1941	18-4	13-9	15-7	11-11	-	-	-	14-8	-	16-6	14-8	-	-
1940	14-8	13-9	12-10	8-14	-	-	-	11-11	-	17-5	13-9	-	-
1939	19-3	8-11	15-7	13-9	-	-	-	18-4	-	15-7	18-4	-	-
1938	15-7	11-11	13-8	14-8	-	-	-	14-8	-	16-6	16-5	-	-
1937	16-6	15-7	15-7	13-9	-	-	-	13-9	-	16-6	14-8	-	-
1936	14-8	15-7	16-6	14-8	-	-	-	14-7	-	13-9	16-6	-	-
1935	12-10	12-9	14-8	11-11	-	-	-	11-9	-	15-7	14-6	-	-
1934	17-5	12-10	11-11	10-12	-	-	-	17-5	-	12-10	15-7	-	-
1933	14-7	14-8	13-7	15-7	-	-	-	15-7	-	8-14	12-9	-	-
1932	16-6	17-5	15-7	17-5	-	-	-	17-5	-	11-11	14-8	-	-
1931	16-6	16-6	9-13	14-8	-	-	-	15-6	-	13-9	11-11	-	-
1930	16-6	16-6	12-10	13-9	-	-	-	14-8	-	5-17	10-12	-	-
1929	14-8	17-5	8-14	13-9	-	-	-	16-6	-	12-10	8-14	-	-
1928	12-10	16-6	16-6	15-7	-	-	-	13-9	-	13-9	16-6	-	-
1927	21-1	18-4	12-10	14-8	-	-	-	17-5	-	14-8	14-8	-	-
1926	16-6	17-5	11-11	12-10	-	-	-	14-8	-	12-10	9-13	-	-
1925	11-11	13-9	12-10	8-14	-	-	-	9-13	-	7-15	9-13	-	-
1924	12-10	17-5	14-8	9-13	-	-	-	16-6	-	9-13	12-8	-	-
1923	15-5	14-8	10-12	12-10	-	-	-	15-7	-	16-6	16-6	-	-
1922	14-8	9-13	15-7	11-11	-	-	-	13-9	-	15-7	17-5	-	-
1921	13-9	15-7	14-8	17-5	-	-	-	9-13	-	13-8	17-5	-	-
1920	12-10	13-9	13-9	15-7	-	-	-	12-10	-	11-11	19-3	-	-
1919	12-8	9-10	7-13	12-8	-	-	-	8-12	-	14-6	18-2	-	-
1918	10-10	11-6	7-11	10-9	-	-	-	6-12	-	8-11	8-4	-	-
1917	13-9	9-13	7-15	9-13	-	-	-	10-12	-	8-13	15-7	-	-
1916	9-13	11-11	10-12	8-14	-	-	-	12-10	-	15-7	15-7	-	-
1915	12-10	12-10	13-9	5-17	-	-	-	7-15	-	9-13	11-9	-	-
1914	11-11	11-11	14-8	9-13	-	-	-	10-12	-	7-15	8-14	-	-
1913	11-11	6-14	8-14	11-11	-	-	-	10-11	-	6-16	5-17	-	-
1912	13-9	2-19	8-13	6-16	-	-	-	9-13	-	7-15	5-17	-	-
1911	16-5	10-12	8-14	15-7	-	-	-	9-13	-	12-10	6-15	-	-
1910	16-6	13-9	13-8	9-13	-	-	-	13-8	-	15-7	9-12	-	-
1909	13-8	9-13	14-8	8-14	-	-	-	8-14	-	14-6	8-14	-	-
1908	5-17	10-12	6-16	7-15	-	-	-	6-16	-	9-13	8-14	-	-
1907	8-14	12-8	7-15	8-13	-	-	-	10-12	-	15-7	10-9	-	-
1906	13-8	17-5	11-10	11-11	-	-	-	10-12	-	15-7	13-8	-	-
1905	15-7	8-13	10-12	8-13	-	-	-	7-15	-	15-7	8-11	-	-
1904	16-6	10-12	11-9	15-7	-	-	-	10-12	-	18-4	12-9	-	-
1903	15-5	7-13	6-14	9-10	-	-	-	11-7	-	14-5	10-8	-	-
<b>TOTALS</b>	<b>1070-736</b>	<b>988-808</b>	<b>997-803</b>	<b>945-859</b>	<b>200-176</b>	<b>135-115</b>	<b>265-205</b>	<b>967-755</b>	<b>178-147</b>	<b>1010-713</b>	<b>1026-689</b>	<b>126-105</b>	<b>276-201</b>

Orioles include St. Louis Browns, 1903-1953 (711-399). Brewers include Seattle Pilots, 1969 (7-5). Twins include original Washington Senators, 1903-1960 (755-507). A's include Philadelphia A's, 1903-1954 (665-445) and Kansas City A's, 1955-1967 (183-75). Rangers include Washington Senators, 1961-1971 (121-74).

## ANAHEIM ANGELS

Anaheim Stadium  
2000 Gene Autry Way  
Anaheim, CA 92806  
(714) 940-2000  
Capacity: 33,851  
Dimensions: 333, 404, 333



### YANKEES vs ANGELS

DECADE	HOME	ROAD	TOTAL
1990s	23-19	19-24	42-43
1980s	36-18	27-31	63-49
1970s	36-22	29-30	65-52
1960s	55-23	40-38	95-61
<b>TOTAL</b>	<b>150-82</b>	<b>115-123</b>	<b>265-205</b>

\* LAST YANKEE SWEEP: in NY: 7/22-25, 1993 (4 games) & 8/29-31, 1995 (3 games); in Ana: 5/4-6, 1990 (3 games) & 7/21-24, 1994 (4 games).

\* LAST ANGEL SWEEP: in NY: 5/5-6, 1993 (2 games) & 5/18-20, 1984 (3 games); in Ana: 5/23-25, 1995 (3 games).

\* IN NEW YORK: Yankees were 3-3 here in 1996...starting in 1977, the Yankees have lost just 2 season series here (1984, 1991) and are 70-42 in that span...are 18-12 in the Bronx the last 5 seasons.

\* IN ANAHEIM: Yankees went 3-4 in Anaheim in 1996 and, starting in 1981, have won just 4 season series there (1985, 1987, 1991, 1994) and are 42-53 in that span...are 12-19 there the last 4 seasons...in 1995 went 1-5 in Anaheim for the third time in the last 7 seasons (also 1989, 1992).

### Yankees vs Angels in 1996

	AB	H	AVG	HR	RBI		W-L	ERA	SV	IP	ER
Boggs	21	5	.238	0	1	Boehringer	1-0	3.72	0	9.2	4
Duncan	34	11	.324	2	5	Gibson	0-0	2.70	0	3.1	1
Eenhorn	1	0	.000	0	0	Howe	0-0	3.86	0	2.1	1
Felder	22	2	.091	0	1	Kamieniecki	0-1	32.40	0	1.2	6
Fox	10	1	.100	0	1	Key	1-1	3.00	0	15.0	5
Girardi	27	10	.370	1	4	Lloyd	0-0	-----	0	0.0	4
Hayes	9	2	.222	0	3	Mecir	0-0	0.00	0	1.1	0
Howard	11	1	.091	0	2	Mendoza	0-1	9.82	0	3.2	4
Jeter	41	10	.244	1	8	Nelson	0-0	4.50	0	6.0	3
Kelly	3	0	.000	0	1	Pavlas	0-0	3.52	0	7.2	3
Leyritz	35	8	.229	2	7	Pettitte	3-0	4.03	0	22.1	10
Martinez	49	13	.265	3	7	Polley	0-0	6.75	0	2.2	2
McIntosh	1	0	.000	0	0	MRivera	0-0	0.00	2	2.1	0
O'Neill	48	15	.313	3	9	Rogers	1-3	5.54	0	26.0	16
Raines	24	5	.208	0	6	Weathers	0-0	67.50	0	0.2	5
RRivera	13	4	.308	0	2	Wetteland	0-0	0.00	0	1.0	0
Sierra	24	4	.167	0	3	Whitehurst	0-1	36.00	0	1.0	4
Sojo	1	0	0	0	0	Wickman	0-0	6.75	0	6.2	5
Strawberry	19	6	.316	1	3						
BWilliams	37	15	.405	0	6						
GWilliams	17	6	.353	0	2						
<b>TEAM</b>	<b>447</b>	<b>118</b>	<b>.264</b>	<b>13</b>	<b>71</b>	<b>TEAM</b>	<b>6-7</b>	<b>5.80</b>	<b>2</b>	<b>113.1</b>	<b>73</b>

### Angels vs Yankees in 1996

	AB	H	AVG	HR	RBI		W-L	ERA	SV	IP	ER
Aldrete	3	1	.333	0	0	JAbbott	0-2	12.10	0	9.2	13
GAnderson	51	15	.294	1	11	KAbbott	0-0	23.63	0	2.2	7
Arias	22	6	.273	1	4	Boskie	0-0	0.00	0	0.1	0
Davis	41	11	.268	5	14	Dickson	1-1	8.00	0	9.0	8
Disarcina	40	16	.400	0	5	Finley	4-0	0.57	0	31.1	2
Easley	1	0	.000	0	0	Frohwirth	0-0	135.00	0	0.1	5
Edmonds	36	8	.222	1	6	Gohr	0-0	10.38	0	4.1	5
Fabregas	28	8	.286	1	3	Grimsley	1-0	2.87	0	15.2	5
TGreene	18	4	.222	0	1	PHarris	0-0	5.79	0	4.2	3
Howell	18	3	.167	2	4	Holtz	1-0	0.00	0	3.1	0
Hudler	33	11	.333	1	5	Holzemer	0-0	10.80	0	1.2	2
OPalmeiro	11	2	.182	0	2	James	0-0	2.45	0	3.2	1
Salmon	43	7	.163	2	7	McElroy	0-0	0.00	0	1.2	0
Schofield	2	1	.500	0	0	Pennington	0-0	4.91	0	3.2	2
Slaught	8	4	.500	0	1	Percival	0-0	0.00	1	5.2	0
Snow	45	9	.200	0	5	Schmidt	0-0	13.50	0	0.2	1
Velarde	42	13	.310	3	4	Smith	0-0	0.00	0	1.0	0
Wallach	12	2	.167	1	1	Springer	0-2	6.30	0	10.0	7
						SWilliams	0-1	3.86	0	4.2	2
<b>TEAM</b>	<b>454</b>	<b>121</b>	<b>.267</b>	<b>18</b>	<b>73</b>	<b>TEAM</b>	<b>7-6</b>	<b>4.97</b>	<b>1</b>	<b>114.0</b>	<b>63</b>



## BALTIMORE ORIOLES

Oriole Park at Camden Yards  
 333 W. Camden St.  
 Baltimore, MD 21201  
 (410) 685-9800  
 Capacity: 48,079  
 Dimensions: 333, 400, 318

### YANKEES vs ORIOLES

DECADE	HOME	ROAD	TOTAL
1990s	26-19	27-16	53-35
1980s	40-26	34-30	74-56
1970s	36-45	37-44	73-89
1960s	41-52	32-59-1	73-111-1
1950s	44-21	42-25	86-46
<b>TOTAL</b>	<b>187-163</b>	<b>172-174-1</b>	<b>359-337-1</b>

- \* LAST YANKEE SWEEP: in NY: 8/13-15, 1993 (3 games); in Bal: 7/11-14, 1996 (4 games).
- \* LAST ORIOLE SWEEP: in NY: 6/6-8, 1986 (3 games); in Bal: 9/9-11, 1991 (3 games).
- \* IN NEW YORK: Yanks have not lost a season series here since 1989 (2-5) and are 26-19 since then...are 48-30 here beginning in 1985...in 1996 went 4-3 in the Bronx and have won 8 of the last 12 games here.
- \* IN BALTIMORE: Yankees won all 6 games played at Oriole Park in 1996, sweeping season series in Baltimore for first time ever...their 4-game sweep on 7/11-14 was 1st by Yankee club since 8/14-15, 1955 (back-to-back doubleheaders)...are 20-10 in 5-year history of Camden Yards and have 49 HR there...in 1995, went 3-4, their only season-series loss in Camden Yards and their first season-series loss in Baltimore since 1982 (0-7)...are 57-31 in Baltimore beginning in 1983...before 6-game sweep in '96, Yanks had lost 3 of the last 4 and 4 of the last 6 games in Camden Yards.
- \* STREAKS IN GENERAL: Starting in 1983, Yanks have won 13 of 14 season series (went 5-8 in 1989) and are 113-66 overall in that span.

### Yankees vs Orioles in 1996

	AB	H	AVG	HR	RBI		W-L	ERA	SV	IP	ER
Aldrete	10	3	.300	0	3	Boehringer	0-0	13.50	0	2.0	3
Boggs	40	12	.300	0	4	Cone	0-0	10.80	0	5.0	6
Duncan	42	15	.357	0	4	Gooden	1-0	7.36	0	11.0	9
Fielder	10	3	.300	2	5	Howe	0-0	0.00	0	0.2	0
Fox	9	1	.111	0	1	Hutton	0-0	10.13	0	2.2	3
Girardi	38	11	.289	0	8	Kamieniecki	0-0	0.00	0	4.0	0
Hayes	5	0	.000	0	0	Key	1-0	2.57	0	7.0	2
Howard	5	0	.000	0	0	Lloyd	0-0	0.00	0	0.1	0
Jeter	54	15	.278	1	4	Mecir	0-0	0.00	0	3.0	0
Kelly	0	0	----	0	0	Mendoza	0-1	20.25	0	2.2	6
Leyritz	13	4	.308	1	3	Nelson	2-0	2.45	0	7.1	2
Martinez	56	13	.232	3	12	Pavlas	0-0	0.00	0	1.2	0
O'Neill	40	11	.275	1	4	Pettitte	3-0	3.76	0	26.1	11
Posada	1	0	.000	0	0	Polley	0-0	0.00	0	0.2	0
Raines	12	3	.250	1	1	MRivera	1-2	5.79	0	9.1	6
RRivera	5	2	.400	0	1	Rogers	2-0	3.24	0	25.0	9
Sierra	33	5	.152	0	3	Weathers	0-0	13.50	0	0.2	1
Sojo	2	1	.500	0	2	Wetteland	0-0	1.17	7	7.2	1
Strawberry	17	4	.235	2	4	Wickman	0-0	0.00	0	7.0	0
BWilliams	49	18	.367	4	6						
GWilliams	29	11	.379	1	6						
<b>TEAM</b>	<b>470</b>	<b>132</b>	<b>.281</b>	<b>16</b>	<b>71</b>	<b>TEAM</b>	<b>10-3</b>	<b>4.28</b>	<b>7</b>	<b>124.0</b>	<b>59</b>

### Orioles vs Yankees in 1996

	AB	H	AVG	HR	RBI		W-L	ERA	SV	IP	ER
Alexander	4	1	.250	0	0	Benitez	0-0	0.00	0	0.2	0
Alomar	51	17	.333	1	5	Coppinger	0-0	11.25	0	4.0	5
Anderson	50	10	.200	3	7	Corbin	0-0	3.00	0	3.0	1
Bonilla	55	17	.309	1	7	Erickson	0-2	1.96	0	23.0	5
Devereaux	32	5	.156	0	1	Haynes	0-0	0.00	0	2.0	0
Hammonds	9	2	.222	0	0	Krivda	0-0	6.75	0	4.0	3
Hoiles	27	6	.222	1	1	Mathews	1-0	4.91	0	3.2	2
Incaviglia	3	1	.333	0	0	RMcDowell	0-0	0.00	0	3.0	0
Murray	12	3	.250	0	1	Mercker	0-1	4.91	0	3.2	2
Palmeiro	45	11	.244	3	10	Milchin	0-0	40.50	0	0.2	3
Parent	5	0	.000	0	0	Mills	0-1	5.79	0	4.2	3
Polonia	15	3	.200	0	2	Mussina	0-3	6.32	0	15.2	11
Ripken, Jr.	55	19	.345	2	11	JMyers	0-0	33.75	0	1.1	5
BRipken	12	2	.167	0	0	RMyers	0-0	2.45	2	3.2	1
Smith	12	1	.083	0	0	Orosco	0-0	0.00	0	6.2	0
Surhoff	50	14	.280	0	4	Rhodes	1-1	7.71	0	9.1	8
Tarasco	3	1	.333	0	0	NRodriguez	0-0	6.75	0	1.1	1
Zaun	14	2	.143	1	3	Shepherd	0-1	11.57	0	2.1	3
Zeile	13	5	.385	0	5	Wells	1-1	4.82	0	28.0	15
<b>TEAM</b>	<b>467</b>	<b>120</b>	<b>.257</b>	<b>12</b>	<b>57</b>	<b>TEAM</b>	<b>3-10</b>	<b>5.07</b>	<b>2</b>	<b>120.2</b>	<b>68</b>

## BOSTON RED SOX

Fenway Park  
4 Yawkey Way  
Boston, MA 02215  
(617) 267-9440  
Capacity: 34,142  
Dimensions: 315, 390, 302



### YANKEES vs RED SOX

DECADE	HOME	ROAD	TOTAL	DECADE	HOME	ROAD	TOTAL
1990s	29-16	16-27	45-43	1930s	78-35-1	58-45-2	136-80-3
1980s	31-30	32-30	63-60	1920s	80-30-1	69-41	149-71-1
1970s	47-36	32-53	79-89	1910s	43-60-2	51-55-1	94-115-3
1960s	52-40	49-43	101-83	1900s	34-37-1	39-39-3	73-76-4
1950s	72-38-1	54-55	126-93-1	<b>TOTAL</b>	<b>536-358-7</b>	<b>452-460-7</b>	<b>988-808-14</b>
1940s	70-36-1	52-62-1	122-98-2				

- \* **LAST YANKEE SWEEP: in NY:** 9/8-10, 1995 (3 games) & 8/16-19, 1985 (4 games); **in Bos:** 6/25-27, 1991 (3 games) & 10/2-5, 1986 (4 games).
- \* **LAST RED SOX SWEEP: in NY:** 6/16-18, 1986 (3 games); **in Bos:** 8/31-9/2, 1990 (3 games) & 6/4-7, 1990 (4 games).
- \* **IN NEW YORK:** Since 1988, 39 of 58 games here have been decided by 2 runs or fewer (including all 6 games in 1996)...Yanks are 27-12 in those 39 games and 8-11 in games decided by more than 2 runs...Yankees haven't lost a season series here since 1991 (3-4) and are 22-10 in the Bronx over the last 5 seasons...went 6-1 in the Bronx in '95, their most home wins vs. Bos in a season since 1977 (6-2)...have won 10 of the last 13 games here.
- \* **IN BOSTON:** Starting in 1987, Yankees have won 2 season series at Fenway (4-2 in 1991, 3-1 in 1994) and are 22-40 here in that span...went 2-5 in Fenway in 1996 and have lost 9 of the last 12 games there.
- \* **STREAKS IN GENERAL:** Yankees' 6-7 mark in '96 snapped string of 3 straight season-series wins (22-14 from 1993-95)...have now won 4 of the last 6 seasons series (41-33).

### Yankees vs Red Sox in 1996

	AB	H	AVG	HR	RBI		W-L	ERA	SV	IP	ER
Aldrete	20	6	.300	2	4	Boehringer	0-1	2.70	0	3.1	1
Boggs	32	8	.250	0	0	Bones	0-0	12.46	0	4.1	6
Duncan	27	11	.407	1	6	Brewer	0-0	4.50	0	2.0	1
Felder	27	6	.222	2	4	Gooden	0-1	6.97	0	10.1	8
Fox	26	6	.231	0	1	Hutton	0-1	4.91	0	3.2	2
Girardi	33	7	.212	0	2	Key	2-1	5.56	0	22.2	14
Hayes	9	3	.333	0	1	Lloyd	0-0	4.50	0	2.0	1
Howard	5	2	.400	0	3	Mecir	0-0	0.00	0	1.0	0
Jeter	51	17	.333	1	7	Mendoza	1-0	6.00	0	12.0	8
Kelly	0	0	.000	0	0	Nelson	1-0	4.50	0	6.0	3
Leyritz	18	4	.222	0	2	Pavlas	0-0	2.08	0	4.1	1
Martinez	35	14	.400	0	6	Pettitte	0-0	0.00	0	10.0	0
O'Neill	41	17	.415	2	10	Polley	0-2	9.00	0	3.0	3
Posada	6	0	.000	0	0	MRivera	1-0	1.29	0	7.0	1
Raines	22	8	.364	2	2	Rogers	0-0	9.00	0	10.0	10
RRivera	13	3	.231	0	2	Weathers	0-0	0.00	0	3.1	0
Sierra	12	4	.333	1	5	Wetteland	1-1	3.12	4	8.2	3
Sojo	14	3	.214	0	1	Wickman	0-0	11.57	0	2.1	3
Strawberry	28	8	.286	0	3						
BWilliams	45	19	.422	3	10						
GWilliams	11	1	.091	0	1						
<b>TEAM</b>	<b>475</b>	<b>147</b>	<b>.309</b>	<b>14</b>	<b>70</b>	<b>TEAM</b>	<b>6-7</b>	<b>5.04</b>	<b>4</b>	<b>116.0</b>	<b>65</b>

### Red Sox vs Yankees in 1996

	AB	H	AVG	HR	RBI		W-L	ERA	SV	IP	ER
Bragg	35	10	.286	0	5	Belinda	0-0	---	0	0.0	0
Canseco	36	6	.167	1	8	Bradenburg	0-0	0.00	0	4.0	0
Cordero	3	2	.667	0	0	Clemens	0-3	3.90	0	27.2	12
Frye	58	14	.241	0	6	Eshelman	1-0	7.50	0	6.0	5
Garcia	30	8	.267	1	6	Garces	0-0	27.00	0	0.2	2
Greenwell	29	11	.379	0	1	Gordon	0-0	7.50	0	12.0	10
Haselman	25	7	.280	2	6	Gunderson	0-0	13.50	0	0.2	1
Hatteberg	4	1	.250	0	0	Hudson	0-2	10.80	0	3.1	4
Jefferson	33	13	.394	1	6	Lacy	0-0	9.00	0	1.0	1
Malave	12	2	.167	0	0	MMaddux	1-0	3.38	0	10.2	4
Manto	7	1	.143	0	0	Mahomes	1-0	5.06	1	5.1	3
Mitchell	9	2	.222	0	4	Moyer	0-0	7.20	0	5.0	4
Naehring	19	4	.211	1	5	Sele	1-1	5.14	0	14.0	8
CNixon	4	2	.500	0	0	Slocumb	1-0	4.82	4	9.1	5
O'Leary	27	6	.222	0	6	Stanton	0-0	4.50	0	4.0	2
Pemberton	13	8	.615	0	3	Wakefield	2-0	4.85	0	13.0	7
Pozo	16	4	.250	0	1						
TRodriguez	0	0	----	0	0						
Stanley	17	6	.353	0	1						
Tinsley	20	3	.150	0	0						
Valentin	21	11	.524	0	4						
Vaughn	48	13	.271	0	6						
<b>TEAM</b>	<b>466</b>	<b>134</b>	<b>.288</b>	<b>6</b>	<b>68</b>	<b>TEAM</b>	<b>7-6</b>	<b>5.17</b>	<b>5</b>	<b>116.2</b>	<b>67</b>



## CHICAGO WHITE SOX

Comiskey Park  
 333 W. 35th St.  
 Chicago, IL 60616  
 (312) 674-1000  
 Capacity: 44,321  
 Dimensions: 347, 400, 347

### YANKEES vs WHITE SOX

DECADE	HOME	ROAD	TOTAL	DECADE	HOME	ROAD	TOTAL
1990s	15-21	14-22	29-43	1930s	77-31-1	71-37-1	148-68-2
1980s	32-28	29-30	61-58	1920s	74-36	60-50	134-86
1970s	37-21	35-23	72-44	1910s	59-48-2	35-70-1	94-118-3
1960s	56-33-1	46-43	102-76-1	1900s	34-40	28-48-5	62-88-5
1950s	65-45	67-43-1	132-88-1	<b>TOTAL</b>	<b>518-344-4</b>	<b>449-411-8</b>	<b>967-755-12</b>
1940s	69-41	64-45	133-86				

- \* LAST YANKEE SWEEP: in NY: 5/28-30, 1993 (3 games); in Chi: 5/5-7, 1986 (3 games).
- \* LAST WHITE SOX SWEEP: in NY: 9/14-16, 1992 (3 games) & 7/18/95 (DH, 2 games); in Chi: 8/6-8, 1991 (3 games).
- \* IN NEW YORK: Yankees went 5-2 here in 1996...had gone 6-11 here from 1992-95 and 10-19 from 1990-95.
- \* IN CHICAGO: Yankees went 2-4 in 1996 and are 12-12 there the last 5 seasons (1992-96)...are 13-17 in new Comiskey Park...Yanks lost 8 of their last 11 games in old Comiskey...on 7/1/90, in New York's final visit to old Comiskey, Yankee pitcher Andy Hawkins threw a no-hitter but lost the 4-0 decision.
- \* STREAKS IN GENERAL: Yankees were 7-6 vs. Sox in 1996, only their second season-series win since 1989 (also 8-4 in '93)...are 29-43 beginning in 1990...Yankees didn't lose any of the 33 series from 1926-58, winning 32 while splitting the 22-game series in 1940.

### Yankees vs White Sox in 1996

	AB	H	AVG	HR	RBI		W-L	ERA	SV	IP	ER
Boggs	40	15	.375	1	4	Cone	1-0	0.00	0	9.0	0
Duncan	18	3	.167	0	2	Gibson	0-0	18.00	0	1.0	2
Eenhorn	4	0	.000	0	0	Gooden	0-0	2.29	0	19.2	5
Fielder	23	4	.174	0	3	Howe	0-0	-----	0	0.0	1
Fox	23	3	.130	0	0	Kamieniecki	0-0	32.40	0	1.2	6
Girardi	37	10	.270	0	5	Key	0-0	5.40	0	5.0	3
Jeter	51	15	.294	1	4	Mecir	0-0	3.72	0	9.2	4
Kelly	6	1	.167	0	0	Nelson	0-2	12.27	0	3.2	5
Leyritz	21	1	.048	1	2	Pettitte	2-1	2.65	0	17.0	5
Martinez	42	13	.310	3	9	Polley	0-0	21.60	0	1.2	4
McIntosh	2	0	.000	0	0	MRivera	1-0	0.00	2	12.2	0
O'Neill	49	14	.286	2	8	Rogers	1-0	3.86	0	14.0	6
Raines	20	3	.150	0	2	Weathers	0-1	9.00	0	8.0	8
Sierra	27	8	.296	2	7	Wetteland	0-2	7.36	2	3.2	3
Strawberry	19	9	.474	5	9	Wickman	2-0	2.08	0	8.2	2
BWilliams	42	9	.214	3	6						
GWilliams	19	4	.211	1	3						
<b>TEAM</b>	<b>443</b>	<b>112</b>	<b>.253</b>	<b>19</b>	<b>64</b>	<b>TEAM</b>	<b>7-6</b>	<b>4.21</b>	<b>4</b>	<b>115.1</b>	<b>54</b>

### White Sox vs Yankees in 1996

	AB	H	AVG	HR	RBI		W-L	ERA	SV	IP	ER
Baines	34	8	.235	4	13	Alvarez	0-0	4.26	0	6.1	3
Borders	7	0	.000	0	0	Andujar	0-1	18.00	0	3.0	6
Cameron	4	1	.250	0	0	Baldwin	0-1	1.84	0	14.2	3
Durham	45	9	.200	0	2	Bertotti	1-0	5.40	0	10.0	6
Guillen	38	7	.184	0	2	JDarwin	0-0	0.00	0	2.2	0
Karkovice	36	6	.167	1	5	Fernandez	0-1	4.25	0	29.2	14
Kreuter	5	0	.000	0	0	Hernandez	2-0	1.50	1	6.0	1
Lewis	37	10	.270	1	6	Karchner	1-0	2.25	0	4.0	1
Martin	10	2	.200	0	0	Keyser	0-0	0.00	0	2.0	0
Martinez	28	10	.357	0	3	Magrane	0-0	8.10	0	6.2	6
Mouton	22	6	.273	0	3	McCaskill	1-0	0.00	0	1.0	0
JMunoz	3	0	.000	0	0	Simas	0-0	0.00	0	5.2	0
Phillips	42	15	.357	0	5	Tapani	1-2	6.87	0	18.1	14
Snopek	17	4	.235	0	0	LThomas	0-2	6.75	0	4.0	3
Tartabull	18	2	.111	0	3						
FThomas	42	12	.286	2	6						
Ventura	39	6	.154	2	7						
<b>TEAM</b>	<b>427</b>	<b>98</b>	<b>.230</b>	<b>10</b>	<b>55</b>	<b>TEAM</b>	<b>6-7</b>	<b>4.34</b>	<b>1</b>	<b>114.0</b>	<b>55</b>

## CLEVELAND INDIANS

Jacobs Field  
2401 Ontario St.  
Cleveland, OH 44115  
(216) 420-4200  
Capacity: 43,368  
Dimensions: 325, 405, 325



### YANKEES vs INDIANS

DECADE	HOME	ROAD	TOTAL	DECADE	HOME	ROAD	TOTAL
1990s	27-18	25-15	52-33	1930s	74-34	59-50-1	133-84-1
1980s	38-27	35-29	73-56	1920s	67-42	58-53	125-95
1970s	60-25	43-39	103-64	1910s	50-58-4	45-59-2	95-117-6
1960s	55-36	45-47-1	100-83-1	1900s	38-40	27-44-2	65-84-2
1950s	65-45	58-52	123-97	<b>TOTAL</b>	<b>545-363-4</b>	<b>453-440-6</b>	<b>998-803-10</b>
1940s	71-38	58-52	129-90				

- \* **LAST YANKEE SWEEP: in NY:** 7/29-31, 1994 (3 games) & 5/9-12, 1994 (4 games); **in Cle:** 6/21-23, 1996 (4 games).
- \* **LAST TRIBE SWEEP: in NY:** 4/7-9, 1989 (3 games); **in Cle:** 9/11-13, 1970 (3 games).
- \* **IN NEW YORK:** Yankees went 3-3 in 1996...have won 14 of the last 21 games, dating back to a 7-3 loss on 9/9/93...are 16-9 here the last 4 seasons...beginning in 1984, Yankees are 51-33 vs. Cleveland in the Bronx...their 5-game series from 8/10-13/95 was the Yanks' first 5-game series since they went 4-1 vs. Cle from 7/27-29, 1990.
- \* **IN CLEVELAND:** Yankees went 6-0 at Jacobs Field, their first unabbreviated season-series sweep in Cleveland since they also went 6-0 in 1982...are 12-2 at Jacobs Field, the only opposing team with a winning record there...have won 3 straight season series in Cleveland for the first time since 1971-73...their 4-game sweep on 6/21-23/96 was Yanks' first sweep of at least 3 games in Cleveland since 9/28-30/82 and first 4-game sweep there since 9/22-23/64...on 8/29/93, Yankees took a 14-8 victory in their final game at Cleveland Stadium...went 441-438-6 there...have snapped Jacobs Field winning streaks of 18 (6/24/94), 8 (6/16/95) and 14 (9/11/95) games...have won 6 straight and 9 of the last 10 games there.
- \* **STREAKS IN GENERAL:** Yankees have won 5 straight games vs. the Indians for the first time since 9/18/83-8/11/84...have also won 13 of the last 17 and 26 of the last 35 games.

### Yankees vs Indians in 1996

	AB	H	AVG	HR	RBI		W-L	ERA	SV	IP	ER
Aldrete	12	3	.250	0	0	Boehringer	0-1	9.31	0	9.2	10
Boggs	43	11	.256	0	5	Brewer	1-0	27.00	0	1.0	3
Duncan	29	9	.310	0	4	Cone	1-0	0.00	0	7.0	0
Fox	22	7	.318	1	4	Gooden	2-0	3.77	0	14.1	6
Girardi	29	9	.310	0	2	Howe	0-0	13.50	0	2.0	3
Howard	0	0	.000	0	0	Hutton	0-0	4.50	0	4.0	2
Jeter	45	13	.289	1	9	Kamieniecki	1-0	8.44	0	5.1	5
Leyritz	23	6	.261	0	3	Mecir	0-0	6.75	0	2.2	2
Luke	0	0	----	0	0	Mendoza	1-0	0.00	0	5.0	0
Martinez	50	15	.300	3	12	Nelson	1-0	4.15	1	8.2	4
O'Neill	45	15	.333	1	10	Pettitte	2-1	3.72	0	19.1	8
Raines	6	2	.333	0	0	Polley	0-0	0.00	0	0.2	0
RRivera	1	0	.000	0	0	MRivera	0-0	3.18	0	5.2	2
Sierra	46	14	.304	2	9	Rogers	0-1	6.10	0	10.1	7
BWilliams	49	14	.286	2	10	Wetteland	0-0	4.32	5	8.1	4
GWilliams	21	6	.286	0	2	Wickman	0-0	3.60	0	5.0	2
<b>TEAM</b>	<b>421</b>	<b>124</b>	<b>.295</b>	<b>10</b>	<b>70</b>	<b>TEAM</b>	<b>9-3</b>	<b>4.79</b>	<b>6</b>	<b>109.0</b>	<b>58</b>

### Indians vs Yankees in 1996

	AB	H	AVG	HR	RBI		W-L	ERA	SV	IP	ER
Alomar, Jr	30	11	.367	0	2	Assenmacher	0-0	4.15	0	4.1	2
Baerga	51	16	.314	2	8	Embree	0-0	15.43	0	2.1	4
Belle	36	10	.278	1	4	Hershiser	1-0	2.45	0	7.1	2
Burnitz	12	6	.500	2	2	Martinez	0-4	8.05	0	19.0	17
Espinoza	12	3	.250	0	0	McDowell	0-2	5.12	0	19.1	11
Franco	38	14	.368	0	2	Mesa	0-1	13.50	1	2.2	4
Kirby	3	0	.000	0	0	Nagy	1-0	3.77	0	14.1	6
Leluis	4	0	.000	0	0	Ogea	0-1	4.70	0	7.2	4
Lofton	54	14	.259	0	3	Plunk	0-0	8.31	0	4.1	4
Murray	50	14	.280	2	9	Poole	1-0	5.79	0	4.2	3
Pena	9	1	.111	0	1	Shuey	0-0	2.08	1	4.1	1
Perry	0	0	----	0	0	Swindell	0-0	2.08	0	8.2	2
Ramirez	45	10	.222	2	7	Tavarez	0-1	10.29	0	7.0	8
Thome	31	11	.355	3	11						
Vizquel	48	14	.292	1	8						
<b>TEAM</b>	<b>423</b>	<b>124</b>	<b>.293</b>	<b>13</b>	<b>57</b>	<b>TEAM</b>	<b>3-9</b>	<b>5.77</b>	<b>2</b>	<b>106.0</b>	<b>68</b>



## DETROIT TIGERS

Tiger Stadium  
 2121 Trumbull  
 Detroit, MI 48216  
 (313) 962-4000  
 Capacity: 52,416  
 Dimensions: 340, 440, 325

### YANKEES vs TIGERS

DECADE	HOME	ROAD	TOTAL	DECADE	HOME	ROAD	TOTAL
1990s	24-18	23-19	47-37	1930s	76-36	58-50-1	134-86-1
1980s	38-22	26-40	64-62	1920s	60-51-1	66-43	126-94-1
1970s	48-36	44-38	92-74	1910s	51-55-2	43-66-2	94-121-4
1960s	56-36-1	38-54-1	94-90-2	1900s	38-36	28-47	66-83
1950s	63-48	57-52	120-100	<b>TOTAL</b>	<b>514-389-4</b>	<b>431-470-5</b>	<b>945-859-9</b>
1940s	60-51	48-61-1	108-112-1				

- \* LAST YANKEE SWEEP: in NY: 6/28-30, 1993 (3 games); in Det: 9/10-12, 1996 (3 games).
- \* LAST TIGER SWEEP: in NY: 4/12-14, 1966 (3 games); in Det: 9/30-10/2, 1988 (3 games).
- \* IN NEW YORK: Yankees went 4-3 here in 1996, winning the 1st 3 games before dropping 3 of the final 4...are 14-8 in the Bronx the last 4 seasons...have won 15 of the last 23 and 18 of the last 27...starting in 1987, Yankees are 39-22 at the Stadium vs the Tigers.
- \* IN DETROIT: Yankees went 4-2 there in 1996, winning the final 4 straight...3-game sweep on 9/10-12/96 was Yanks 1st there since 4/10-12/92...have 5 consecutive season-series wins in the Motor City (18-11)...have won 4 straight and 8 of the last 11 games in Tiger Stadium.
- \* STREAKS IN GENERAL: Yanks are 36-22 vs. Detroit the last 4 seasons...haven't lost a season series to the Tigers since 1991 (5-8)...have won 4 straight games.

### Yankees vs Tigers in 1996

	AB	H	AVG	HR	RBI		W-L	ERA	SV	IP	ER
Boggs	40	17	.425	0	2	Boehringer	0-0	4.15	0	4.1	2
Duncan	28	7	.250	1	2	Bones	0-0	10.80	0	1.2	2
Eenhorn	4	0	.000	0	0	Cone	1-0	3.86	0	7.0	3
Fielder	22	7	.318	2	10	Gooden	2-0	4.32	0	16.2	8
Fox	16	4	.250	1	1	Kamieniecki	0-0	5.06	0	5.1	3
Girardi	35	10	.286	0	4	Key	1-2	8.31	0	17.1	16
Hayes	13	4	.308	1	3	Mecir	1-0	0.00	0	4.0	0
Howard	8	2	.250	1	1	Mendoza	0-0	4.50	0	6.0	3
Jeter	54	23	.426	0	8	Nelson	0-1	2.25	1	8.0	2
Kelly	0	0	----	0	0	Pettitte	0-1	9.64	0	4.2	5
Leyritz	13	5	.385	0	3	Polley	0-0	4.50	0	2.0	1
Martinez	57	19	.333	2	12	MRivera	1-0	1.50	0	6.0	1
O'Neill	45	15	.333	1	12	Rogers	1-1	5.00	0	18.0	10
Raines	21	7	.333	1	3	Wetteland	0-0	2.25	2	4.0	1
RRivera	11	4	.364	0	0	Wickman	1-0	4.22	0	10.2	5
Sierra	28	9	.321	1	6						
Strawberry	11	2	.182	0	1						
BWilliams	51	19	.373	5	22						
GWilliams	14	3	.214	1	2						
<b>TEAM</b>	<b>471</b>	<b>157</b>	<b>.333</b>	<b>17</b>	<b>92</b>	<b>TEAM</b>	<b>8-5</b>	<b>4.82</b>	<b>3</b>	<b>115.2</b>	<b>62</b>

### Tigers vs Yankees in 1996

	AB	H	AVG	HR	RBI		W-L	ERA	SV	IP	ER
Ausmus	12	2	.167	0	1	Aldred	0-0	8.31	0	4.1	4
Bartee	25	7	.280	0	3	Christopher	0-0	13.50	0	2.0	3
Bautista	6	1	.167	0	0	Cummings	1-0	2.45	0	7.1	2
Casanova	12	2	.167	0	0	Eischen	0-0	0.00	0	1.1	0
Cedeno	11	4	.364	1	4	Gohr	1-1	2.51	0	14.1	4
Clark	31	7	.226	0	9	Keagle	0-1	12.71	0	5.2	8
Cruz	2	0	.000	0	0	Lewis	2-1	5.40	1	8.1	5
Curtis	29	10	.345	0	2	Lima	0-0	18.00	0	3.0	6
Easley	15	9	.600	1	4	Lira	0-2	7.85	0	18.1	16
Fielder	25	7	.280	2	4	Myers	0-1	5.40	2	5.0	3
Flaherty	14	3	.214	0	3	Nitkowski	0-0	18.00	0	3.0	6
Fryman	41	13	.317	2	7	Olson	1-0	0.00	0	6.0	0
Gomez	22	5	.227	0	4	Sager	0-1	5.40	0	8.1	5
Hiatt	8	2	.250	0	1	Scanlan	0-0	0.00	0	2.2	0
Higginson	30	12	.400	2	4	Thompson	0-1	9.64	0	4.2	5
Hyers	1	0	.000	0	0	Urbani	0-0	10.38	0	4.1	5
Lewis	33	10	.303	0	2	Van Poppel	0-0	24.00	0	3.0	8
Nevin	9	1	.111	0	0	Veres	0-0	16.20	0	1.2	3
Nieves	29	7	.241	1	3	Walker	0-0	18.00	0	1.0	2
Parent	6	0	.000	0	0	BWilliams	0-0	10.38	0	8.2	10
Penn	1	0	.000	0	0						
Pride	14	5	.357	0	1						
Sierra	16	4	.250	1	7						
Trammell	17	2	.118	0	1						
EWilliams	29	4	.138	0	3						
<b>TEAM</b>	<b>438</b>	<b>117</b>	<b>.267</b>	<b>10</b>	<b>63</b>	<b>TEAM</b>	<b>5-8</b>	<b>7.57</b>	<b>3</b>	<b>113.0</b>	<b>95</b>

## KANSAS CITY ROYALS

Kauffman Stadium  
 P.O. Box 419969  
 Kansas City, MO 64141  
 (816) 921-2200  
 Capacity: 40,625  
 Dimensions: 330, 400, 330



### YANKEES vs ROYALS

DECADE	HOME	ROAD	TOTAL
1990s	21-16	18-21	39-37
1980s	39-21	29-31	68-52
1970s	37-22	27-31	64-53
1960s	3-3	4-2-1	7-5-1
<b>TOTAL</b>	<b>95-61</b>	<b>75-82-1</b>	<b>178-147-1</b>

- \* LAST YANKEE SWEEP: in NY: 7/28-30, 1987 (3 games) & 4/9-11, 1996 (2 games); in KC: 4/21-23, 1986 (3 games).
- \* LAST ROYAL SWEEP: in NY: 6/3-5, 1994 (3 games); in KC: 7/2-4, 1990 (3 games).
- \* IN NEW YORK: Yankees went 5-1 here in 1996 and are 8-2 in last 2 seasons, 16-9 the last 4...are 47-26 here since the 1983 "pine tar" game...went 0-3 vs. KC here in 1994.
- \* IN KANSAS CITY: Yankees went 3-3 in KC in 1996 and are 9-6 there the last 2 seasons...in 1994-95, won consecutive season series there for the first time since 1981-82.
- \* STREAKS IN GENERAL: Yankees were 8-4 vs. KC in 1996....starting in 1981, Yanks have lost just 3 season series (1990, 1991, 1994).

### Yankees vs Royals in 1996

AB	H	AVG	HR	RBI		W-L	ERA	SV	IP	ER	
Aldrete	7	0	.000	0	0	Brewer	0-0	27.00	0	0.2	2
Boggs	44	11	.250	0	1	Cone	1-0	3.60	0	5.0	2
Duncan	32	13	.406	0	8	Gooden	0-0	1.06	0	17.0	2
Fielder	13	4	.308	2	2	Howe	0-0	0.00	1	3.0	0
Fox	15	3	.200	0	1	Hutton	0-1	5.06	0	5.1	3
Girardi	40	15	.375	0	2	Key	3-1	2.55	0	24.2	7
Howard	3	0	.000	0	0	Mecir	0-0	8.31	0	4.1	4
Jeter	43	20	.465	1	7	Nelson	0-0	0.00	0	3.0	0
Kelly	3	1	.333	0	1	Pettititte	2-0	2.70	0	13.1	4
Leyritz	19	7	.368	1	4	Polley	0-0	3.86	0	2.1	1
Martinez	34	12	.353	0	7	MRivera	0-1	4.15	0	8.2	4
O'Neill	45	10	.222	2	6	Rogers	1-0	4.50	0	6.0	3
Raines	6	3	.500	0	2	Weathers	0-1	21.60	0	1.2	4
Sierra	26	6	.231	1	1	Wetteland	1-0	4.50	2	6.0	3
Strawberry	18	3	.167	1	3	Wickman	0-0	11.12	0	5.2	7
BWilliams	42	9	.214	2	8						
GWilliams	22	4	.182	0	4						
<b>TEAM</b>	<b>412</b>	<b>121</b>	<b>.294</b>	<b>10</b>	<b>57</b>	<b>TEAM</b>	<b>8-4</b>	<b>3.88</b>	<b>3</b>	<b>106.2</b>	<b>46</b>

### Royals vs Yankees in 1996

AB	H	AVG	HR	RBI		W-L	ERA	SV	IP	ER	
Damon	38	9	.237	0	2	Appier	0-1	2.25	0	24.0	6
Fasano	3	1	.333	0	0	Belcher	0-2	4.97	0	12.2	7
Goodwin	34	5	.147	0	1	TClark	0-0	13.50	0	1.1	2
Hamelin	28	7	.250	0	1	Gubicza	1-0	2.57	0	7.0	2
Howard	34	9	.265	0	3	Haney	0-2	6.92	0	13.0	10
Lennon	7	1	.143	0	0	Huisman	0-0	2.45	0	3.2	1
Lockhart	24	4	.167	0	3	Jacome	0-1	3.18	0	5.2	2
Macfarlane	33	5	.152	1	4	Linton	1-0	3.86	0	7.0	3
Norman	8	0	.000	0	0	Magnante	0-0	3.38	0	5.1	2
Nunnally	1	1	1.000	0	2	Montgomery	1-0	6.75	1	4.0	3
Offerman	37	13	.351	1	5	Pichardo	0-1	6.75	0	2.2	2
Paquette	22	8	.364	1	3	Pugh	0-0	4.50	0	2.0	1
Randa	25	5	.200	0	2	Robinson	0-0	27.00	0	0.1	1
Roberts	43	11	.256	0	5	Rosado	1-1	3.86	0	11.2	5
Sweeney	21	4	.190	0	3	Valera	0-0	17.18	0	3.2	7
Tucker	23	7	.304	0	5						
Vitiello	9	3	.333	1	6						
Young	9	4	.444	0	1						
<b>TEAM</b>	<b>399</b>	<b>97</b>	<b>.243</b>	<b>4</b>	<b>46</b>	<b>TEAM</b>	<b>4-8</b>	<b>4.67</b>	<b>1</b>	<b>104.0</b>	<b>54</b>



## MILWAUKEE BREWERS

Milwaukee County Stadium  
 P.O. Box 3099  
 Milwaukee, WI 53201  
 (414) 933-4114  
 Capacity: 53,192  
 Dimensions: 315, 402, 315

### YANKEES vs BREWERS

DECADE	HOME	ROAD	TOTAL
1990s	24-17	25-18	49-35
1980s	39-23	22-39	61-62
1970s	49-29	34-45-1	83-74-1
<b>TOTAL</b>	<b>112-69</b>	<b>81-102-1</b>	<b>193-171-1</b>

- \* **LAST YANKEE SWEEP:** in NY: 8/24-26, 1992 (3 games) & 9/25, 1996 (2 games, DH); in Mil: 9/26-27, 1995 (2 games) & 8/1-3, 1994 (3 games) & 7/23-25, 1971 (4 games).
- \* **LAST BREWER SWEEP:** in NY: 10/2-4, 1972 (3 games); in Mil: 8/14-16, 1989 (3 games) and 4/16-17, 1996 (2 games).
- \* **IN NEW YORK:** Yankees went 5-1 here in 1996 and are 18-10 here in the last 5 seasons...starting in 1981 have lost just 2 season series (3-4 in 1990, 1-2 in 1994) and are 60-36 in that span...have won 7 of the last 9 games here.
- \* **IN MILWAUKEE:** Yankees went 1-5 there last season after going 14-4 from 1993-95...lost 1st 4 games played there in '96...Yankees went 6-0 there in 1994, their first season sweep in County Stadium since they won all 6 games in 1971...prior to 1994 New York had not swept a series in Milwaukee since a 4-game sweep in July 1971.
- \* **STREAKS IN GENERAL:** Yankees went 6-6 last season and are 28-19 vs. the Brewers the past 4 seasons...had 1st non-winning season vs. Brewers in '96 after 6 straight winning seasons since posting a 5-8 record in 1989...New York has won 2 straight and 3 of last 4 games played.

### Yankees vs Brewers in 1996

	AB	H	AVG	HR	RBI		W-L	ERA	SV	IP	ER
Aldrete	12	4	.333	1	4	Aldrete	0-0	0.00	0	1.0	0
Boggs	40	11	.275	0	1	Cone	1-1	6.55	0	11.0	8
Duncan	29	11	.379	1	4	Gooden	1-1	5.59	0	9.2	6
Eenhorn	2	1	.500	0	1	Howe	0-0	0.00	0	1.0	0
Felder	4	2	.500	0	0	Hutton	0-0	3.18	0	5.2	2
Fox	12	3	.250	0	0	Key	1-2	4.86	0	16.2	9
Girardi	34	14	.412	0	5	Mecir	0-0	27.00	0	1.1	4
Hayes	4	2	.500	0	2	Nelson	0-0	3.86	0	4.2	2
Howard	2	1	.500	0	2	Pavlas	0-0	0.00	0	1.2	0
James	0	0	----	0	0	Pettitte	1-1	4.50	0	14.0	7
Jeter	40	14	.350	1	6	Polley	0-0	9.00	0	2.0	2
Kelly	3	1	.333	0	0	MRivera	1-0	1.86	0	9.2	2
Leyritz	16	2	.125	0	1	Rogers	1-1	3.00	0	12.0	4
Martinez	40	14	.350	2	9	Weathers	0-0	0.00	0	2.0	0
O'Neill	30	6	.200	1	4	Wetteland	0-0	0.00	3	3.1	0
Posada	6	1	.167	0	0	Wickman	0-0	1.23	0	7.1	1
Raines	8	4	.500	1	1						
RRivera	7	3	.429	0	2						
Sierra	40	11	.275	1	4						
Sojo	8	3	.375	0	2						
Strawberry	26	6	.231	1	5						
BWilliams	43	8	.186	1	9						
GWilliams	8	4	.500	0	0						
Pitchers	1	0	.000	0	0						
<b>TEAM</b>	<b>415</b>	<b>126</b>	<b>.304</b>	<b>10</b>	<b>62</b>	<b>TEAM</b>	<b>6-6</b>	<b>4.11</b>	<b>3</b>	<b>103.0</b>	<b>47</b>

### Brewers vs Yankees in 1996

	AB	H	AVG	HR	RBI		W-L	ERA	SV	IP	ER
Banks	1	1	1.000	0	0	Bones	1-1	4.12	0	19.2	9
Burnitz	3	0	.000	0	1	Boze	0-0	9.00	0	1.0	1
Carr	4	2	.500	0	0	Carpenter	0-0	0.00	0	0.1	0
Cirillo	45	13	.289	0	2	D'Amico	1-0	3.00	0	6.0	2
Dunn	0	0	----	0	0	Eldred	1-0	1.80	0	5.0	1
Hulse	5	0	.000	0	0	Fetters	0-0	3.86	3	2.1	1
Jaha	38	11	.289	2	5	Garcia	0-0	18.41	0	7.1	15
Koslofski	4	2	.500	0	1	Karl	2-2	4.73	0	26.2	14
Levis	12	2	.167	0	1	Kiefer	0-0	6.75	0	1.1	1
Listach	18	8	.444	0	6	Lloyd	0-0	0.00	0	5.0	0
Loretta	13	3	.231	0	0	McDonald	1-0	1.13	0	8.0	1
Matheny	28	2	.071	0	0	Miranda	0-0	6.35	0	5.2	4
Mieske	28	6	.214	0	1	AREyes	0-0	10.80	0	1.2	2
Newfield	5	0	.000	0	0	Sparks	0-1	1.50	0	6.0	1
Nilsson	29	11	.379	0	5	Vanegmond	0-2	20.77	0	4.1	10
Perez	3	0	.000	0	0	Wickander	0-0	0.00	0	0.1	0
Seitzer	35	12	.343	2	10	Wickman	0-0	0.00	0	2.1	0
Stinnett	1	0	.000	0	0						
Unroe	1	0	.000	0	0						
Valentin	35	11	.314	1	8						
Vaughn	35	7	.200	0	6						
Vina	37	14	.378	1	4						
Ward	4	0	.000	0	0						
GWilliams	6	0	.000	0	0						
<b>TEAM</b>	<b>390</b>	<b>105</b>	<b>.269</b>	<b>6</b>	<b>50</b>	<b>TEAM</b>	<b>6-6</b>	<b>5.42</b>	<b>3</b>	<b>103.0</b>	<b>62</b>

## MINNESOTA TWINS

Hubert H. Humphrey Metrodome  
34 Kirby Puckett Pl.  
Minneapolis, MN 55415  
(612) 375-1366  
Capacity: 48,678  
Dimensions: 343, 408, 327



### YANKEES vs TWINS

DECADE	HOME	ROAD	TOTAL
1990s	19-17	18-22	37-39
1980s	38-19	33-24	71-43
1970s	38-19	34-25	72-44
1960s	38-39-1	37-41	75-80-1
<b>TOTAL</b>	<b>133-94-1</b>	<b>122-112</b>	<b>255-206-1</b>

- \* **LAST YANKEE SWEEP:** in NY: 6/20-22, 1994 (3 games) & 6/17-20, 1993 (4 games); in Min: 5/17-19, 1993 (3 games).
- \* **LAST TWIN SWEEP:** in NY: 9/21-22, 1993 (2 games) & 8/9-11, 1968 (3 games); in Min: 5/17-18, 1994 (2 games) & 9/7-9, 1991 (3 games).
- \* **IN NEW YORK:** Yankees went 3-2 at Yankee Stadium in 1996 and are 12-6 here the last 4 seasons...went 3-0 in '94, New York's first undefeated record against the Twins at home since 1985 (6-0)...starting in 1989 are 22-20 vs Minnesota here.
- \* **IN MINNESOTA:** Yankees went 4-3 last season...went 0-6 in the Metrodome in 1991 and are 15-13 there since...have had 3 winning seasons there since 1988 (4-2 in 1993, 2-1 in 1995, 4-3 in 1996)...have won the last 2 games there.
- \* **STREAKS IN GENERAL:** Yankees are 24-16 vs. Minnesota the last 4 seasons after going 7-17 in 1991 and 1992...have won 4 straight season series for the 1st time since a string of 6 consecutive winning season series from 1973-78...have 1,010 victories against the franchise, including 755 victories vs the original Washington Senators (1903-60, 755-507)...picked up victory No. 1,000 on 7/13/95, a 7-2 Yankee win at Yankee Stadium...have won 2 straight games.

### Yankees vs Twins in 1996

	AB	H	AVG	HR	RBI		W-L	ERA	SV	IP	ER
Aldrete	3	0	.000	0	0	Boehringer	0-1	12.46	0	4.1	6
Boggs	42	12	.286	0	2	Brewer	0-0	0.00	0	2.0	0
Duncan	35	14	.400	0	3	Gooden	0-1	7.00	0	9.0	7
Eenhorn	1	0	.000	0	0	Howe	0-0	18.00	0	1.0	2
Fox	14	1	.071	0	0	Hutton	0-0	0.00	0	3.2	0
Girardi	27	7	.259	0	3	Kamieniecki	0-0	13.50	0	1.1	2
Howard	3	1	.333	0	0	Key	0-0	3.00	0	12.0	4
James	0	0	----	0	0	Mecir	0-0	0.00	0	2.0	0
Jeter	37	6	.162	0	4	Mendoza	1-1	6.75	0	9.1	7
Leyritz	25	8	.320	1	1	Nelson	0-0	6.35	0	5.2	4
Martinez	46	10	.217	1	5	Pettitte	0-1	3.09	0	11.2	4
O'Neill	47	17	.362	2	6	Polley	1-0	0.00	0	0.1	0
Raines	15	2	.133	0	1	MRivera	2-0	0.00	0	12.0	0
Sierra	45	11	.244	2	6	Rogers	2-0	1.96	0	18.1	4
BWilliams	45	15	.333	4	10	Wetteland	0-0	3.00	5	6.0	2
GWilliams	24	7	.292	1	5	Wickman	1-1	6.14	0	7.1	5
<b>TEAM</b>	<b>409</b>	<b>111</b>	<b>.271</b>	<b>11</b>	<b>46</b>	<b>TEAM</b>	<b>7-5</b>	<b>3.99</b>	<b>5</b>	<b>106.0</b>	<b>47</b>

### Twins vs Yankees in 1996

	AB	H	AVG	HR	RBI		W-L	ERA	SV	IP	ER
Becker	20	2	.100	0	0	Aguilera	0-0	4.35	0	10.1	5
Coomer	24	2	.083	0	1	Aldred	1-0	3.52	0	7.2	3
Cordova	45	17	.378	0	6	Bennett	1-0	4.50	0	4.0	2
Durant	8	2	.250	0	0	Guardado	0-2	4.50	0	8.0	4
Hale	11	4	.364	0	2	Hansell	0-0	1.93	0	4.2	1
Hollins	36	10	.278	3	7	Mahomes	0-0	7.71	0	2.1	2
Kelly	27	8	.296	0	0	Milchin	0-0	0.00	0	1.0	0
Knoblauch	45	17	.378	0	1	Naulty	0-0	0.00	1	5.2	0
Lawton	29	5	.172	0	0	Radke	0-3	5.12	0	19.1	11
Meares	36	10	.278	1	7	Robertson	1-0	1.69	0	16.0	3
Molitor	49	16	.327	0	7	Rodriguez	2-1	2.33	0	19.1	5
Myers	22	8	.364	0	4	Serafini	0-1	10.38	0	4.1	5
Reboulet	24	5	.208	0	4	Stevens	0-0	7.71	0	2.1	2
Stahoviak	22	8	.364	0	3	Trombley	0-0	9.00	0	1.0	1
Walbeck	13	0	.000	0	0						
<b>TEAM</b>	<b>411</b>	<b>114</b>	<b>.277</b>	<b>4</b>	<b>42</b>	<b>TEAM</b>	<b>5-7</b>	<b>3.74</b>	<b>1</b>	<b>106.0</b>	<b>44</b>



**OAKLAND ATHLETICS**  
 Oakland/Alameda County Stadium  
 P.O. Box 2220  
 Oakland, CA 94621  
 (510) 638-4900  
 Capacity: 47,313  
 Dimensions: 330, 400, 330

### YANKEES vs ATHLETICS

DECADE	HOME	ROAD	TOTAL
1990s	21-22	17-25	38-47
1980s	36-21	25-33	61-54
1970s	32-27	31-27	63-54
1960s	8-7	8-7	16-14
<b>TOTAL</b>	<b>97-77</b>	<b>81-92</b>	<b>178-169</b>

- \* **LAST YANKEE SWEEP: in NY:** 4/22-24, 1994 (3 games) & 9/5-8, 1985 (4 games); **in Oak:** 5/31-6/2, 1996 (3 games) 7/6-8, 1979 (4 games).
- \* **LAST A's SWEEP: in NY:** 7/4-6, 1994 (3 games); **in Oak:** 8/21-23, 1995 (3 games).
- \* **IN NEW YORK:** Yankees went 4-2 here in 1996...are 21-16 at Yankee Stadium since losing all 6 games here in 1990...have won 3 of the last 4 games.
- \* **IN OAKLAND:** Yankees went 5-1 there in 1996, equalling their best mark ever in Oakland (also 5-1 record in '79)...followed 1-5 record there in '95, their worst road record vs. Oakland since they went 0-6 in 1990...the 3-game sweep on 5/31-6/2 was the Yankees' 1st in Oakland since 7/6-8/79 (4 games)...in '96, the Yankees won 4 straight games in Oakland for 1st time since 4-game sweep in '79...beginning in 1990 are 17-25 in Oakland and since 1985 are 27-45...have lost 27 of their last 44 games at the Coliseum.
- \* **STREAKS IN GENERAL:** Yankees went 9-3 vs. Oakland in 1996, their most wins since 1984 (8-4)...won season series for only 2nd time since 1984 (best season series ever is 9-2 in 1977)...were 4-9 in 1995, their worst record since they went 0-12 in 1990...beginning in 1989 the Yankees are 41-56...Yankees broke a 16-game losing streak on 5/10/91 with a 5-3 win and are 38-33 starting with that victory...9-3 mark in '96 followed 9 losses in previous 13 games.

### Yankees vs A's in 1996

	AB	H	AVG	HR	RBI		W-L	ERA	SV	IP	ER
Boggs	41	16	.390	0	6	Boehringer	0-1	3.00	0	3.0	1
Duncan	27	7	.259	0	2	Bones	0-0	27.00	0	1.0	3
Felder	23	8	.348	2	4	Cone	1-0	0.00	0	7.0	0
Fox	9	1	.111	0	0	Gooden	2-0	5.40	0	16.2	10
Girardi	31	10	.323	0	1	Howe	0-0	0.00	0	0.1	0
Hayes	10	4	.400	1	4	Key	1-0	1.50	0	6.0	1
Howard	5	1	.200	0	0	Lloyd	0-0	27.00	0	0.2	2
Jeter	37	11	.297	0	5	Mecir	0-0	0.00	0	0.1	0
Leyritz	17	7	.412	0	6	Nelson	0-1	8.10	0	3.1	3
Martinez	49	15	.306	4	10	Pavlas	0-0	0.00	1	2.0	0
O'Neill	41	14	.341	3	12	Pettitte	2-1	4.44	0	26.1	13
Posada	1	0	.000	0	0	Polley	0-0	0.00	0	0.2	0
Raines	11	4	.364	1	3	MRivera	0-0	1.69	1	10.2	2
RRivera	12	5	.417	1	4	Rogers	2-0	3.14	0	14.1	5
Sierra	17	6	.353	0	1	Wetteland	0-0	0.00	4	4.1	0
Sojo	5	1	.200	0	0	Whitehurst	1-0	2.57	0	7.0	2
Strawberry	17	2	.118	1	3	Wickman	0-0	5.40	0	3.1	2
BWilliams	31	12	.387	1	5						
GWilliams	23	5	.217	0	1						
<b>TEAM</b>	<b>407</b>	<b>129</b>	<b>.317</b>	<b>14</b>	<b>67</b>	<b>TEAM</b>	<b>9-3</b>	<b>3.70</b>	<b>6</b>	<b>107.0</b>	<b>44</b>

### A's vs Yankees in 1996

	AB	H	AVG	HR	RBI		W-L	ERA	SV	IP	ER
Batista	26	7	.269	0	3	Acre	1-0	0.00	1	3.2	0
Battle	13	0	.000	0	0	Adams	0-0	4.05	0	6.2	3
Berroa	44	15	.341	3	6	Briscoe	0-0	7.71	0	2.1	2
Bordick	38	8	.211	0	2	Chouinard	0-1	7.20	0	5.0	4
Bournigal	10	2	.200	0	0	Corsi	0-0	10.80	0	5.0	6
Brosius	26	6	.231	1	3	Groom	0-0	12.86	0	7.0	10
Gates	15	8	.533	0	0	Johns	0-1	2.93	1	15.1	5
Giambi	32	6	.188	0	2	Mohler	1-0	6.43	1	7.0	5
Herrera	13	5	.385	0	2	Prieto	0-1	5.68	0	6.1	4
Leshner	11	2	.182	0	3	Reyes	0-1	3.75	0	12.0	5
Lovullo	17	4	.235	2	5	Taylor	0-1	21.60	0	1.2	4
McGwire	40	14	.350	3	8	Telgheder	0-2	10.57	0	7.2	9
Molina	5	2	.400	0	0	Van Poppel	0-0	1.59	0	5.2	1
Moore	2	0	.000	0	0	Wengert	0-1	10.29	0	7.0	8
Munoz	11	2	.182	0	1	Wojciechowski	1-1	3.09	0	11.2	4
Plantier	9	1	.111	0	1						
Stairs	5	2	.400	1	1						
Steinbach	38	7	.184	0	3						
Williams	11	3	.273	0	1						
Young	38	8	.211	1	3						
<b>TEAM</b>	<b>404</b>	<b>102</b>	<b>.252</b>	<b>11</b>	<b>44</b>	<b>TEAM</b>	<b>3-9</b>	<b>6.06</b>	<b>3</b>	<b>104.0</b>	<b>70</b>

# SEATTLE MARINERS

Kingdome  
201 S. King St.  
Seattle, WA 98104  
(206) 296-3663  
Capacity: 59,158  
Dimensions: 331, 405, 312



## YANKEES vs MARINERS

DECADE	HOME	ROAD	TOTAL
1990s	21-21	19-24	40-45
1980s	30-25	38-20	68-45
1970s	14-2	4-13	18-15
<b>TOTAL</b>	<b>65-48</b>	<b>61-57</b>	<b>126-105</b>

\* **LAST YANKEE SWEEP:** in NY: 4/30-5/2, 1993 (3 games); in Sea: 7/14-17, 1994 (4 games) & 8/7/9, 1990 (3 games).

\* **LAST MARINER SWEEP:** in NY: never; in Sea: 8/26-28, 1996 (3 games).

\* **IN NEW YORK:** Yankees were 2-4 vs. Seattle at Yankee Stadium in '96 after back-to-back seasons of 3-3...was only 2nd season-series loss here since 1989 (also 2-4 in 1991)...are 24-24 in that span...have lost 4 of the last 5 games here.

\* **IN SEATTLE:** Yankees went 1-5 at the Kingdome in 1996 and are 2-11 there in last 2 seasons...1-6 mark in '95 was their worst single-season record ever in the Kingdome...went 1-9 there overall that year, including 3 losses in the American League Division Series...Yankees won their last regular-season game there to avoid their first-ever winless season series in Seattle...beginning in 1991 are 14-23 there..Yankees have lost 4 straight at Seattle.

\* **STREAKS IN GENERAL:** Yankees in 1996 went 3-9, equalling their worst record ever vs. Sea (also 3-9 in '91)...have lost 7 of the last 8 games played and lost season series in 1996 for 2nd straight year and for only 5th time in 20-year history between 2 clubs (also 1981, '88, '91 and '95).

## Yankees vs Mariners in 1996

AB	H	AVG	HR	RBI		W-L	ERA	SV	IP	ER	
Boggs	48	14	.292	0	9	Boehringer	0-0	1.29	0	7.0	1
Duncan	29	8	.276	0	6	Gooden	1-2	7.33	0	23.1	19
Eenhorn	1	0	.000	0	0	Howe	0-0	3.86	0	2.1	1
Fielder	30	11	.367	1	4	Kamieniecki	0-1	16.20	0	3.1	6
Fox	3	0	.000	0	0	Key	0-1	7.56	0	8.1	7
Girardi	37	6	.162	1	2	Lloyd	0-2	36.00	0	1.0	4
Jeter	45	12	.267	1	6	Mecir	0-1	5.63	0	8.0	5
Kelly	6	0	.000	0	0	Mendoza	1-0	4.50	0	6.0	3
Leyritz	18	8	.444	0	3	Nelson	0-0	9.95	0	6.1	7
Martinez	42	14	.333	2	13	Pavlas	0-0	3.18	0	5.2	2
O'Neill	31	6	.194	0	2	Pettitte	1-0	4.00	0	9.0	4
Raines	26	7	.269	0	2	Polley	0-1	12.00	0	3.0	4
RRivera	11	3	.273	0	3	MRivera	0-0	1.23	0	7.1	1
Sierra	12	4	.333	0	1	Rogers	0-1	11.88	0	8.1	11
Sojo	7	2	.286	0	0	Wetteland	0-0	0.00	1	1.0	0
Strawberry	19	7	.368	0	2	Wickman	0-0	4.50	0	6.0	3
BWilliams	27	7	.259	2	2						
GWilliams	17	4	.235	0	1						
<b>TEAM</b>	<b>409</b>	<b>113</b>	<b>.276</b>	<b>7</b>	<b>56</b>	<b>TEAM</b>	<b>3-9</b>	<b>6.62</b>	<b>1</b>	<b>106.0</b>	<b>78</b>

## Mariners vs Yankees in 1996

AB	H	AVG	HR	RBI		W-L	ERA	SV	IP	ER	
Amaral	21	7	.333	1	2	Ayala	2-0	4.50	0	4.0	2
Bragg	16	3	.188	0	0	Bosio	0-0	10.80	0	6.2	8
Buhner	42	10	.238	4	16	Carmona	0-1	9.45	0	6.2	7
Cora	33	8	.242	0	0	Charlton	0-0	1.13	2	8.0	1
RDavis	12	2	.167	0	1	TDavis	0-0	0.00	0	4.1	0
Griffey	45	17	.378	5	17	Hitchcock	2-1	3.67	0	27.0	11
Hunter	20	4	.200	0	0	Hurtado	1-1	5.19	0	8.2	5
Manto	11	2	.182	1	3	Jackson	0-0	0.00	2	2.1	0
Martinez	44	17	.386	1	16	Johnson	0-0	0.00	0	2.0	0
Marzano	16	3	.188	0	0	McCarthy	0-0	0.00	0	0.1	0
Rodriguez	53	23	.434	4	8	Menhart	1-0	1.35	0	6.2	1
Sheets	10	0	.000	0	0	Moyer	2-0	4.73	0	13.1	7
Sojo	10	2	.200	0	0	Mulholland	1-0	6.10	0	10.1	7
Sorrento	25	8	.320	2	6	Torres	0-0	0.00	0	5.2	0
Strange	20	4	.200	1	3	Wells	0-0	15.00	0	3.0	5
Whiten	17	5	.294	2	4						
Widger	2	0	.000	0	0						
Wilson	25	5	.200	0	2						
<b>TEAM</b>	<b>422</b>	<b>120</b>	<b>.284</b>	<b>21</b>	<b>78</b>	<b>TEAM</b>	<b>9-3</b>	<b>4.46</b>	<b>4</b>	<b>109.0</b>	<b>54</b>



## TEXAS RANGERS

The Ballpark in Arlington

1000 Ballpark Way

Arlington, TX 76011

(817) 273-5222

Capacity: 49,166

Dimensions: 332, 400, 325

### YANKEES vs RANGERS

DECADE	HOME	ROAD	TOTAL
1990s	23-14	8-29	31-43
1980s	38-21	24-33	62-54
1970s	33-13	29-17	62-30
<b>TOTAL</b>	<b>94-48</b>	<b>61-79</b>	<b>155-127</b>

- \* **LAST YANKEE SWEEP:** in NY: 4/4 & 4/7, 1994 (2 games) & 6/7-9, 1991 (3 games) & 7/21-24, 1995 (4 games); in Tex: 7/25-27, 1983 (3 games).
- \* **LAST RANGER SWEEP:** in NY: never; in Tex: 4/6-7, 1996 (3 games).
- \* **IN NEW YORK:** Yankees went 4-2 vs. Texas at Yankee Stadium in 1996 after going 5-0 in 1995 and 7-0 in '94-95...have won 11 of last 13 regular-season games here, dating back to a 4-3 loss on 8/18/93...are 18-1-6 in season series vs. Texas here...Rangers in 1993 won both series in the Bronx (2-1, 2-1), their only season-series win here.
- \* **IN TEXAS:** Yankees went 1-5 at The Ballpark in 1996, their 4th straight 1-win season in Texas...haven't had a winning season series in Arlington since 1983 (4-2) and are 21-52 there beginning in 1984...win in season finale on 8/1 snapped 6-game losing streak in Texas, longest there since 15 straight losses during 1989-90-91 seasons...are 9-34 there beginning in 1989, winning more than 1 game in a season just once since then (3-3 in 1992)...Yankees are 3-10 at The Ballpark in Arlington but won their first meeting at the new stadium, 17-7 on 6/6/94...Yankees lost their last 4 games and 23 of their last 28 games in old Arlington Stadium...have lost 14 of the last 17 games and 33 of the last 41 in Texas.
- \* **STREAKS IN GENERAL:** Yankees were 5-7 vs. Texas in 1996 after posting consecutive season-series wins in 1994-95 for the first time since 1985-86...are 14-12 vs. the Rangers the last 3 seasons but are 46-63 vs. starting in 1987.

### Yankees vs Rangers in 1996

	AB	H	AVG	HR	RBI		W-L	ERA	SV	IP	ER
Aldrete	1	1	1.000	0	0	Cone	1-0	0.64	0	14.0	1
Boggs	37	10	.270	0	2	Gooden	1-2	5.71	0	17.1	11
Duncan	32	12	.375	1	7	Howe	0-1	21.60	0	1.2	4
Eenhorn	1	0	.000	0	1	Hutton	0-0	6.00	0	3.0	2
Fielder	5	1	.200	0	0	Key	0-2	8.71	0	10.1	10
Fox	16	3	.188	0	0	Mecir	0-0	13.50	0	2.2	4
Girardi	33	12	.364	0	6	Nelson	0-0	1.93	0	4.2	1
Howard	4	1	.250	0	0	Pettitte	2-1	7.56	0	16.2	14
James	12	2	.167	0	0	Polley	0-0	6.75	0	2.2	2
Jeter	37	10	.270	0	4	MRivera	0-0	4.32	0	8.1	4
Leyritz	23	5	.217	1	4	Rogers	1-1	4.97	0	12.2	7
Martinez	45	10	.222	0	7	Wetteland	0-0	4.91	3	3.2	2
O'Neill	43	15	.349	1	3	Wickman	0-0	6.75	0	5.1	4
Posada	0	0	-----	0	0						
Sierra	35	9	.257	1	3						
Strawberry	18	4	.222	0	2						
BWilliams	40	8	.200	2	4						
GWilliams	16	3	.188	1	3						
<b>TEAM</b>	<b>398</b>	<b>106</b>	<b>.266</b>	<b>7</b>	<b>46</b>	<b>TEAM</b>	<b>5-7</b>	<b>5.77</b>	<b>3</b>	<b>103.0</b>	<b>66</b>

### Rangers vs Yankees in 1996

	AB	H	AVG	HR	RBI		W-L	ERA	SV	IP	ER
Buford	9	2	.222	0	0	Alberro	0-1	6.00	0	6.0	4
Clark	20	5	.250	0	2	Brandenburg	0-0	4.91	0	3.2	2
Elster	33	9	.273	1	2	Cook	0-0	2.25	0	4.0	1
Frazier	5	1	.200	0	1	Gross	0-1	33.75	0	1.1	5
RGonzales	7	1	.143	0	0	Henneman	0-0	0.00	1	1.0	0
JGonzalez	37	20	.541	5	16	Heredia	0-0	3.38	0	8.0	3
Greer	49	14	.286	2	11	Hill	2-2	3.90	0	27.2	12
Hamilton	49	17	.347	0	4	Oliver	1-0	2.57	0	7.0	2
McLemore	38	9	.237	0	2	Patterson	0-0	0.00	0	1.0	0
Newson	9	2	.222	1	3	Pavlik	2-1	3.66	0	19.2	8
Palmer	40	10	.250	3	9	Russell	0-0	0.00	0	0.1	0
Rodriguez	40	12	.300	3	7	Stanton	0-0	9.00	0	1.0	1
Stevens	23	4	.174	0	2	Vosberg	0-0	0.00	2	5.0	0
Stillwell	6	0	.000	0	0	Whiteside	0-0	13.50	0	3.1	5
Tettleton	29	7	.241	1	6	Witt	2-0	2.40	0	15.0	4
Valle	10	2	.200	0	0						
Worthington	4	0	.000	0	0						
<b>TEAM</b>	<b>408</b>	<b>115</b>	<b>.282</b>	<b>16</b>	<b>65</b>	<b>TEAM</b>	<b>7-5</b>	<b>4.07</b>	<b>3</b>	<b>104.0</b>	<b>47</b>

## TORONTO BLUE JAYS

SkyDome  
1 Blue Jays Way, Suite 3200  
Toronto, Ontario, Canada M5V 1J1  
(416) 341-1000  
Capacity: 50,516  
Dimensions: 328, 400, 328



### YANKEES vs BLUE JAYS

DECADE	HOME	ROAD	TOTAL
1990s	22-20	19-24	41-44
1980s	30-31	35-26	65-57
1970s	15-7	14-7	29-14
<b>TOTAL</b>	<b>67-58</b>	<b>68-57</b>	<b>135-115</b>

- \* **LAST YANKEE SWEEP: in NY:** 5/24-25, 1994 (2 games) & 6/23-25, 1995 (3 games) & 9/18-21, 1995 (only 4-game sweep in the 19-year series); **in Tor:** 9/29-10/1, 1995 (3 games).
- \* **LAST BLUE JAY SWEEP: in NY:** 6/8-10, 1992 (3 games); **in Tor:** 7/31-8/2, 1992 (3 games).
- \* **IN NEW YORK:** Yankees went 3-3 vs. Toronto at Yankee Stadium in 1996 after a 7-0 mark in '95, their first undefeated season ever vs. the Blue Jays here and their first ever 7-victory season at the Stadium...are 12-4 here the last 3 seasons and have won 14 of the last 17 games dating back to 8/4/93.
- \* **IN TORONTO:** Yankees went 5-2 last season after 5-1 record in '95, their best record ever in Toronto and their first season series win in SkyDome...are 20-26 all-time in SkyDome...have now won last 4 series at SkyDome after losing 9 of 1st 10...Yanks won first 2 games of '96 here plus last 5 of '95...prior to the 7-game winning streak, Yankees only twice had won as many as 2 consecutive games in SkyDome (6/18-19, 1991 & 6/21-22, 1990)...Yankees' 3-game sweep to finish the '95 season was their first ever series sweep in SkyDome...Yankees have won 10 of last 12 games there.
- \* **STREAKS IN GENERAL:** Yankees were 8-5 vs. Toronto in 1996...in '95, had their best season ever vs. Jays with 12-1 mark...were 20-6 vs. Toronto in 1995-96 after 21-38 mark from '90-94...Yankees' 12 victories and .923 winning percentage in '95 are single-season club records vs. Toronto...the 12 wins are the most by the Yankees in a season vs. any opponent since they also went 12-1 vs. Baltimore in 1985...New York lost the 1st meeting but finished the season series with a club-record 12 straight wins that included sweeps from 6/23-25, 9/18-21 and 9/29-10/1...previous best was an 8-game winning streak in September 1979/May 1980.

#### Yankees vs Jays in 1996

AB	H	AVG	HR	RBI		W-L	ERA	SV	IP	ER	
Aldrete	2	0	.000	0	1	Boehringer	1-0	0.00	0	3.0	0
Boggs	33	14	.424	1	4	Cone	0-1	3.86	0	7.0	3
Duncan	38	15	.395	2	3	Gooden	1-0	6.35	0	5.2	4
Felder	21	4	.190	2	4	Howe	0-0	0.00	0	2.2	0
Fox	14	4	.286	1	4	Hulton	0-0	11.57	0	2.1	3
Girardi	21	3	.143	0	1	Key	2-1	3.70	0	24.1	10
Hayes	17	4	.235	0	0	Lloyd	0-0	0.00	0	1.2	0
Howard	8	2	.250	0	1	Mendoza	0-2	9.72	0	8.1	9
Jeter	47	17	.362	2	6	Nelson	0-0	0.00	0	7.0	0
Kelly	0	0	----	0	0	Pettitte	3-1	2.97	0	30.1	10
Leyritz	24	5	.208	0	1	MRivera	1-0	2.25	0	8.0	2
Martinez	50	12	.240	2	8	Rogers	0-0	2.25	0	4.0	1
McIntosh	0	0	----	0	0	Weathers	0-0	0.00	0	1.0	0
O'Neill	41	10	.244	0	5	Wetteland	0-0	1.50	5	6.0	1
Raines	30	9	.300	3	10	Wickman	0-0	4.91	0	3.2	2
RRivera	15	1	.067	1	2						
Sierra	15	2	.133	0	3						
Sojo	3	1	.333	0	0						
Strawberry	10	2	.200	0	1						
BWilliams	50	15	.300	0	4						
GWilliams	12	5	.417	0	0						
<b>TEAM</b>	<b>451</b>	<b>125</b>	<b>.277</b>	<b>14</b>	<b>58</b>	<b>TEAM</b>	<b>8-5</b>	<b>3.52</b>	<b>5</b>	<b>115.0</b>	<b>45</b>

#### Jays vs Yankees in 1996

AB	H	AVG	HR	RBI		W-L	ERA	SV	IP	ER	
Brumfield	41	6	.146	1	2	Andujar	0-0	3.38	0	2.2	1
Cairo	4	1	.250	0	0	Brow	0-0	0.00	0	1.0	0
Carter	50	14	.280	3	7	Castillo	0-0	2.25	0	4.0	1
Cedeno	22	6	.273	0	3	Crabtree	0-0	7.20	0	5.0	4
Crespo	0	0	----	0	0	Flener	0-0	11.57	0	2.1	3
Delgado	26	5	.192	1	4	Hansen	1-2	4.64	0	21.1	11
Gonzalez	47	8	.170	1	4	Hentgen	1-2	4.57	0	21.2	11
Green	22	4	.182	1	3	Janzen	1-0	3.38	0	8.0	3
Martinez	17	7	.412	1	1	Johnson	0-0	0.00	0	2.0	0
Mosquera	0	0	----	0	0	Quantrill	1-3	4.88	0	24.0	13
Nixon	34	12	.353	0	1	Risley	0-1	2.08	0	4.1	1
O'Brien	24	5	.208	0	0	Silva	0-0	9.00	0	1.0	1
Olerud	16	2	.125	0	1	Spoljaric	0-0	13.50	0	2.2	4
RPerez	26	6	.231	0	2	Timlin	0-0	0.00	3	5.2	0
TPerez	26	9	.346	0	0	Williams	1-0	3.24	0	8.1	3
Samuel	26	4	.154	0	2						
Sprague	50	13	.260	4	13						
Stewart	1	0	.000	0	0						
<b>TEAM</b>	<b>432</b>	<b>102</b>	<b>.236</b>	<b>12</b>	<b>43</b>	<b>TEAM</b>	<b>5-8</b>	<b>4.42</b>	<b>3</b>	<b>114.0</b>	<b>56</b>

## YANKEES' MOST RECENT TRADE WITH EACH MAJOR LEAGUE TEAM

### AMERICAN LEAGUE EAST

**BALTIMORE ORIOLES** (February 29, 1992): Yankees obtain two players to be named in exchange for pitcher Alan Mills. Pitcher Francisco de la Rosa named on 3/5/92 and pitcher Mark Carper named on 6/8/92.

**BOSTON RED SOX** (August 31, 1994): Yankees obtain pitcher Scott Bankhead in exchange for a player to be named and cash considerations.

**DETROIT TIGERS** (July 31, 1996): Yankees obtain DH/first baseman Cecil Fielder for outfielder Ruben Sierra, minor-league Matt Drews and cash considerations.

**TORONTO BLUE JAYS** (July 28, 1995): Yankees obtain pitcher David Cone for minor-league pitchers Marty Janzen, Jason Jarvis and Mike Gordon.

### AMERICAN LEAGUE CENTRAL

**CHICAGO WHITE SOX** (December 28, 1995): Yankees obtain outfielder Tim Lincecum for a cash consideration or a player to be named later (pitcher Blaise Kozeniewski, 2/6/96).

**CLEVELAND INDIANS** (March 19, 1989): Yankees obtain outfielder Mel Hall in exchange for catcher Joel Skinner and outfielder Turner Ward.

**KANSAS CITY ROYALS** (July 30, 1993): Yankees obtain outfielder Karl Rhodes in exchange for pitcher John Habyan. Rhodes later traded to Cubs for Assenmacher in three-team trade.

**MILWAUKEE BREWERS** (August 23, 1996): Yankees obtain outfielder/infielder Pat Listach and pitcher Graeme Lloyd for pitcher Bob Wickman and outfielder Gerald Williams. (Pitcher Ricky Bones and infielder Gabby Martinez later added as compensation for the injured status of Listach.)

**MINNESOTA TWINS** (March 20, 1989): Yankees obtain pitcher Balvino Galvez in exchange for pitcher Steve Shields.

### AMERICAN LEAGUE WEST

**ANAHEIM ANGELS** (December 5, 1996): Yankees obtain pitcher Jeremy Blevins and infielder Ryan Kane for catcher Jim Leyritz.

**OAKLAND ATHLETICS** (September 25, 1995): Yankees obtain pitcher Rick Honeycutt in exchange for cash considerations.

**SEATTLE MARINERS** (December 7, 1995): Yankees obtain infielder Tino Martinez and pitchers Jeff Nelson and Jim Mecir for infielder Russ Davis and pitcher Sterling Hitchcock.

**TEXAS RANGERS** (December 5, 1988): Yankees obtain outfielder Bob Brower in exchange for infielder Bobby Meacham.

### NATIONAL LEAGUE EAST

**ATLANTA BRAVES** (August 11, 1995): Yankees obtain outfielder Troy Hughes in exchange for outfielder Luis Polonia.

**FLORIDA MARLINS** (July 31, 1996): Yankees obtain pitcher David Weathers for pitcher Mark Hutton. (First trade ever between the two franchises.)

**MONTREAL EXPOS** (July 16, 1995): Yankees obtain outfielder Tyrone Horne in exchange for infielder Dave Silvestri.

**NEW YORK METS** (September 17, 1993): Yankees obtain pitcher Frank Tanana in exchange for pitcher Kenny Greer.

**PHILADELPHIA PHILLIES** (February 9, 1994): Yankees obtain pitcher Terry Mulholland and a player to be named for pitchers Bobby Munoz and Ryan Carp and infielder Kevin Jordan. Pitcher Jeff Patterson named on 11/8/94.

### NATIONAL LEAGUE CENTRAL

**CHICAGO CUBS** (July 30, 1993): Yankees obtain pitcher Paul Assenmacher and cash considerations in exchange for outfielder Karl Rhodes.

**CINCINNATI REDS** (November 6, 1992): Yankees obtain cash considerations in exchange for pitcher Greg Cadaret.

**HOUSTON ASTROS** (November 27, 1993): Yankees obtain pitcher Xavier Hernandez in exchange for pitcher Domingo Jean and infielder Andy Stankiewicz.

**PITTSBURGH PIRATES** (August 30, 1996): Yankees obtain third baseman Charlie Hayes for minor-league pitcher Chris Corn.

**ST. LOUIS CARDINALS** (August 31, 1993): Yankees obtain pitcher Lee Smith in exchange for pitcher Rich Batchelor.

### NATIONAL LEAGUE WEST

**COLORADO ROCKIES** (November 20, 1995): Yankees obtain catcher Joe Girardi in exchange for Mike DeJean and a player to be named.

**LOS ANGELES DODGERS** (June 21, 1996): Yankees obtain pitcher Billy Brewer for minor-league pitcher Mike Judd.

**SAN DIEGO PADRES** (December 3, 1990): Yankees obtain a player to be named in exchange for outfielder Oscar Azocar. Outfielder Mike Humphreys named on 2/7/91.

**SAN FRANCISCO GIANTS** (March 30, 1982): Yankees obtain pitcher Doyle Alexander in exchange for pitcher Andy McGaffigan and outfielder Ted Wilborn.



**1997  
Yankees**

## THE MANAGER AND HIS COACHES

### TORRE, JOSEPH PAUL (Joe) Manager

#6

6-2, 212. Born 7/18/40 in Brooklyn, NY. Opening Day Age: 56. Resides in New Rochelle, NY. BR. TR. Married: Alice. Children: Michael, Lauren, Tina and Andrea Rae (12/14/95).



Led the Yankees to their 1st World Championship in 18 years in his 1st season as Yankee manager...it was his 1st career trip to the Fall Classic after a combined 4,268 games played and managed (2,209 played, 2,059 managed)...only 5th person in history to play and manage in over 2,000 games...set career high as manager with 92 wins in '96, surpassing 89 with AL West Champion Braves in '82...on 11/7/96, was named American League "Co-Manager of the Year" along with Texas' Johnny Oates by the Baseball Writers Association of America...was named "Sportsman of the Year" by *The Sporting News* for 1996...with brother Frank (former Milwaukee Brave and Philadelphia Phillie who underwent successful heart transplant on 10/25/96) was honored with NY Chapter of BBWAA's "Toast of the Town" Award...his autobiography, *Chasing the Dream*, will be published by Bantam Book in April 1997...on 11/2/95, the Brooklyn native was named the 31st field manager in Yankee history...signed a 2-year contract to become the 1st New York City native to manage the Yankees...spent parts of previous 6 seasons as manager of St. Louis, including games through 6/16 of the '95 campaign...was named manager of the Cardinals on 8/1/90, following Whitey Herzog's resignation...spent most of the previous 6 seasons as a television broadcaster for the Angels...as a player for the Braves, Cardinals and Mets, hit .297 with 252 HR and 1185 RBI in 2209 games from 1960-77...nine times was selected to play in the All-Star Game...from 1964-66, was named catcher on *The Sporting News*' All-Star Team and, in 1965, won a Gold Glove at that position...caught Warren Spahn's 300th career victory...for Eau Claire in 1960, won the Northern League batting championship (.344) in his first professional season...the next season hit .278 for Milwaukee and finished second in the NL Rookie of the Year Award voting to the Cubs' Billy Williams...became the Braves' No. 1 catcher after Del Crandall was traded to the Giants in December 1963...in 1964, hit .321 with 20 HR and 109 RBI to become the first catcher since 1955 to hit .300 with 20 HR and 100 RBI...duplicated that feat in 1966 (.315, 36 HR, 101 RBI)...on 4/12/66, hit the first regular-season HR in Atlanta's Fulton County Stadium...that season hit 36 HR, a record for Braves catchers that still stands...in 1970, moved from catcher to 3rd base but 3 seasons later moved to first base because of a shoulder injury...in 1971, won the National League's Most Valuable Player Award after leading the league with a .363 BA, 230 hits, 137 RBI and 352 total bases...became the first player to lead the NL in 4 offensive categories since Stan Musial captured 8 categories in 1948...on 7/21/75, tied a Major League record by grounding into 4 double plays, all following Felix Millan singles...for the Mets on 5/31/77, became the Major Leagues' 1st player-manager since the Cardinals' Solly Hemus in 1959...his playing career ended 18 days later, when he became New York's full-time skipper...hit his last ML home run in a pinch-hitting appearance on 4/13/77 vs. St. Louis off Clay Carroll...in 1982, led Atlanta to its first division title since 1969 and was named *The Associated Press*' Manager of the Year...was the 1st person to be named National League MVP and AP Manager of the Year...graduated in 1958 from St. Francis Prep School in Brooklyn...is the brother of Frank Torre, a first baseman for the Phillies and Milwaukee Braves.

#### CAREER PLAYING RECORD

- \* National League Most Valuable Player, 1971.
- \* Led National League in batting average (.363), hits (230), RBI (137), total base (352), 1971.
- \* Received a Gold Glove Award, catcher, 1965.
- \* Led the National League in fielding percentage, catcher, 1964 (.995) and 1968 (.996).
- \* Named catcher on *The Sporting News*' All-Star Team, 1964-66.
- \* Led the Northern League in batting average (.344), 1960.

YEAR	CLUB	AVG	G	AB	R	H	2B	3B	HR	RBI	BB	SO	SB
1960	Eau Claire	.344	117	369	63	127	23	3	16	74	70	45	7
	MILWAUKEE	.500	2	2	0	1	0	0	0	0	0	1	0
1961	Louisville	.342	27	111	18	38	8	2	3	24	6	9	0
	MILWAUKEE	.278	113	406	40	113	21	4	10	42	28	60	3
1962	MILWAUKEE	.282	80	220	23	62	8	1	5	26	24	24	1
1963	MILWAUKEE	.293	142	501	57	147	19	4	14	71	42	79	1
1964	MILWAUKEE	.321	154	601	87	193	36	5	20	109	36	67	2
1965	MILWAUKEE	.291	148	523	68	152	21	1	27	80	61	79	0
1966	ATLANTA	.315	148	546	83	172	20	3	36	101	60	61	0
1967	ATLANTA	.277	135	477	67	132	18	1	20	68	49	75	2

1968	ATLANTA	.271	115	424	45	115	11	2	10	55	34	72	1
1969	ST. LOUIS-a	.289	159	602	72	174	29	6	18	101	66	85	0
1970	ST. LOUIS	.325	161	624	89	203	27	9	21	100	70	91	2
1971	ST. LOUIS	.363	161	634	97	230	34	8	24	137	63	70	4
1972	ST. LOUIS	.289	149	544	71	157	26	6	11	81	54	64	3
1973	ST. LOUIS	.287	141	519	67	149	17	2	13	69	65	78	2
1974	ST. LOUIS-b	.282	147	529	59	149	28	1	11	70	69	88	1
1975	METS	.247	114	361	33	89	16	3	6	35	35	55	0
1976	METS	.306	114	310	36	95	10	3	5	31	21	35	1
1977	METS-c	.176	26	51	2	9	3	0	1	9	2	10	0
<b>Minor League Totals</b>		<b>.344</b>	<b>144</b>	<b>480</b>	<b>81</b>	<b>165</b>	<b>31</b>	<b>5</b>	<b>19</b>	<b>98</b>	<b>76</b>	<b>54</b>	<b>7</b>
<b>Major League Totals</b>		<b>.297</b>	<b>2209</b>	<b>7874</b>	<b>996</b>	<b>2342</b>	<b>344</b>	<b>59</b>	<b>252</b>	<b>1185</b>	<b>779</b>	<b>1094</b>	<b>23</b>

a - Traded to St. Louis for Orlando Cepeda on March 17, 1969.

b - Traded to New York (NL) for Ray Sadecki and Tommy Moore on October 13, 1974.

c - Was named player-manager on May 31, 1977; became full-time manager on June 18, 1977.

#### ALL-STAR GAME RECORD

YEAR	CLUB/SITE	AVG	G	AB	R	H	2B	3B	HR	RBI	BB	SO	SB
1963	NL/Cleveland		Selected, did not play										
1964	NL/Shea	.000	1	2	0	0	0	0	0	0	0	0	0
1965	NL/Minnesota	.250	1	4	1	1	0	0	1	2	0	0	0
1966	NL/St. Louis	.000	1	3	0	0	0	0	0	0	0	1	0
1967	NL/California	.000	1	2	0	0	0	0	0	0	0	0	0
1970	NL/Cincinnati	.000	1	1	0	0	0	0	0	0	0	0	0
1971	NL/Detroit	.000	1	3	0	0	0	0	0	0	0	1	0
1972	NL/Atlanta	.333	1	3	0	1	0	0	0	0	0	1	0
1973	NL/Kansas City	.000	1	3	0	0	0	0	0	0	0	0	0
<b>All-Star Game Totals</b>		<b>.095</b>	<b>8</b>	<b>21</b>	<b>1</b>	<b>2</b>	<b>0</b>	<b>0</b>	<b>1</b>	<b>2</b>	<b>0</b>	<b>3</b>	<b>0</b>

#### RECORD AS MANAGER

YEAR	CLUB	POSITION	W	L
1977	METS	Sixth	49	68
1978	METS	Sixth	66	96
1979	METS	Sixth	63	99
1980	METS	Fifth	67	95
1981	METS	Fifth (1st half)	17	34
		Fourth (2nd half)	24	28
1982	ATLANTA-a	First	89	73
1983	ATLANTA	Second	88	74
1984	ATLANTA	Second (tie)	80	82
1990	ST. LOUIS	Sixth	24	34
1991	ST. LOUIS	Second	84	78
1992	ST. LOUIS	Third	83	79
1993	ST. LOUIS	Third	87	75
1994	ST. LOUIS	Third (tie)	53	61
1995	ST. LOUIS	Fourth	20	27
1996	YANKEES-b	First	92	70
<b>Major League Totals</b>			<b>986</b>	<b>1073</b>

a - Named *The Associated Press* Manager of the Year.

b - Named *BBWAA* Co-Manager of the Year (with Texas' Johnny Oates).

#### MANAGING CAREER

1977-81	Manager, New York Mets (player-manager from 5/31-6/17, 1977).
1982-84	Manager, Atlanta Braves.
1985-90	Television broadcaster, California Angels (1985 through 7/31/90).
1990-95	Manager, St. Louis Cardinals (8/1/90 through 6/16/95).
1996-97	Manager, New York Yankees.

Joe Torre is the fourth manager to wear both Yankees and Mets uniforms, joining Yogi Berra, Dallas Green and Casey Stengel.

Manager	As A Yankee	As A Met	Totals
Yogi Berra	192-148; 1964, 1984-85	292-296; 1972-75	484-444
Dallas Green	56-65; 1989	170-211; 1993-95	226-276
Casey Stengel	1149-696; 1949-60	175-404; 1962-65	1324-1100

**CARDENAL, JOSE ROSARIO DOMEK (Jose)**  
**First-base/Outfield Coach**

**#53**

**5-10, 160. Born: 10/7/43 in Matanzas, Cuba. Opening Day Age: 53. Resides in Prospect Heights, IL. BR. TR.**



Is in his second season as the Yankees' first-base coach...was named to the position on 11/16/95...spent the 1994 and 1995 seasons as first-base coach for the Cardinals...joined the Cardinals in October 1993 after spending 6 seasons in the Reds organization...in May 1993 was named Cincinnati's first-base coach after beginning the season as a minor league baserunning and outfield instructor...also has served as an instructor with the Cubs and White Sox organizations...in 18 Major League seasons hit .275 with 138 HR and 775 RBI in 2,017 games with the Giants, Angels, Indians, Cardinals, Brewers, Cubs, Phillies, Mets and Royals...played 1,777 games in the outfield, 58 at 1B, 8 at 3B and 2 at 2B...began his professional career with the Giants organization in 1961...was named to the Sophomore League All-Star Team that season after leading the league with 159 runs, 336 total bases, 35 HR, 39 doubles and 64 stolen bases...in 1963 with El Paso, hit 3 HR in his first Texas League game and went on to earn a spot on that all-star team...homered off Whitey Ford on Opening Day 1965 in his first American League at-bat...with the Indians in 1968, his 2 unassisted double plays tied a Major League record for outfielders...for the Cubs on 5/6/72, had 6 hits in an 11-inning game vs the Giants...3 days later, had 3 doubles vs LA...had 6 consecutive hits vs St. Louis from 9/4-9/5, 1976...for the Phillies in 1978 appeared in 2 games vs LA in the NLCS, making both appearances at 1B...on 8/2/79 was purchased by the Mets between games of a doubleheader...appeared in the 1980 World Series for KC against the Phillies but did not appear in that season's ALCS vs the Yankees...older brother, Pedro, played professional baseball as an outfielder from 1953-64...is the cousin of former Major League shortstop Bert Campaneris.

**CAREER PLAYING RECORD**

- \* Tied Major League record for unassisted double plays, outfielder (2), 1968.
- \* Named to Topps' Rookie All-Star Team, 1965.
- \* Named to Texas League All-Star Team, 1963.
- \* Named to Sophomore League All-Star Team, 1961.
- \* Led Sophomore League in runs (159), TB (336), HR (35), 2B (39), SB (64), 1961.

YEAR	CLUB	AVG	G	AB	R	H	2B	3B	HR	RBI	BB	SO	SB
1961	El Paso	.355	128	502	159	178	39	7	35	108	109	97	64
	Eugene	.280	9	25	2	7	1	0	0	1	6	7	3
1962	Tacoma	.223	121	391	55	87	16	6	16	41	21	66	16
1963	SAN FRANCISCO	.200	9	5	1	1	0	0	0	2	1	1	0
	El Paso	.312	125	475	112	148	27	5	36	95	65	91	35
1964	Tacoma	.289	132	464	70	134	18	3	12	54	68	96	32
	SAN FRANCISCO	.000	20	15	3	0	0	0	0	0	2	3	2
1965	CALIFORNIA-a	.250	134	512	58	128	23	2	11	57	27	72	37
1966	CALIFORNIA	.276	154	561	67	155	15	3	16	48	34	69	24
1967	CALIFORNIA	.236	108	381	40	90	13	5	6	27	15	63	10
1968	CLEVELAND-b	.257	157	583	78	150	21	7	7	44	39	74	40
1969	CLEVELAND	.257	146	557	75	143	26	3	11	45	49	58	36
1970	ST. LOUIS-c	.293	148	552	73	162	32	6	10	74	45	70	26
1971	ST. LOUIS	.243	89	301	37	73	12	4	7	48	29	35	12
	MILWAUKEE-d	.258	53	198	20	51	10	0	3	32	13	20	9
1972	CUBS-e	.291	143	533	96	155	24	6	17	70	55	58	25
1973	CUBS	.303	145	522	80	158	33	2	11	68	58	62	19
1974	CUBS	.293	143	542	75	159	35	3	13	72	56	67	23
1975	CUBS	.317	154	574	85	182	30	2	9	68	77	50	34
1976	CUBS	.299	136	521	64	156	25	2	8	47	32	39	23
1977	CUBS	.239	100	226	33	54	12	1	3	18	28	30	5
1978	PHILADELPHIA-f	.249	87	201	27	50	12	0	4	33	23	16	2
1979	PHILADELPHIA	.208	29	48	4	10	3	0	0	9	8	8	1
	METS-g	.297	11	37	8	11	4	0	2	4	6	3	1
1980	METS	.167	26	42	4	7	1	0	0	4	8	8	0
	KANSAS CITY	.340	25	53	8	18	2	0	0	5	3	1	0
<b>Major League Totals</b>		<b>.275</b>	<b>2017</b>	<b>6964</b>	<b>936</b>	<b>1913</b>	<b>333</b>	<b>46</b>	<b>138</b>	<b>775</b>	<b>608</b>	<b>807</b>	<b>329</b>

- a - Traded to California for Jack Hiatt on November 21, 1964.
- b - Traded to Cleveland for Chuck Hinton on November 27, 1967.
- c - Traded to St. Louis for Vada Pinson on November 29, 1969.
- d - Traded to Milwaukee with Dick Schofield and Bob Reynolds for Ted Kubiak and Charlie Loseth on July 29, 1971.
- e - Traded to Cubs for Jim Colborn, Brock Davis and Earl Stephenson on December 3, 1971.

f - Traded to Philadelphia for Manny Seoane on October 26, 1977.

g - Purchased by New York (NL) between games of a doubleheader on August 2, 1979.

### CHAMPIONSHIP SERIES RECORD

YEAR	CLUB	AVG	G	AB	R	H	2B	3B	HR	RBI	BB	SO	SB
1978	Philadelphia vs LA	.167	2	6	0	1	0	0	0	0	1	1	0

### WORLD SERIES RECORD

YEAR	CLUB	AVG	G	AB	R	H	2B	3B	HR	RBI	BB	SO	SB
1980	KC vs Philadelphia	.200	4	10	0	2	0	0	0	0	0	3	0

### COACHING CAREER

- 1981-87 Instructor, Chicago White Sox and Chicago Cubs.
- 1988-93 Minor league baserunning and outfield instructor, Cincinnati Reds.
- 1993 First-base coach, Cincinnati Reds.
- 1994-95 First-base coach, St. Louis Cardinals.
- 1996-97 First-base coach, New York Yankees.

## CHAMBLISS, CARROLL CHRISTOPHER (Chris)

#50

### Batting Coach

6-1, 225. Born: 12/26/48 in Dayton, OH. Opening Day Age: 48. Resides in Chesterfield, MO. BL. TR. Married: Audra Garvin. Children: Russell and Denair.



Is in his second straight season as the Yankees' batting coach, a position he also held here in '88...from 1993-95 was batting coach for the Cardinals under Joe Torre...began his coaching career in 1988 as the Yankees' batting coach, then managed in the minor leagues from 1989-92...made his managerial debut in 1989 at Class AA London in the Tigers organization...was London's inaugural season...in 1990 at London was named Eastern League Manager of the Year...in 1991 moved to the Braves organization and at Class AA Greenville was named Southern League Manager of the Year...in 1992 managed at Class AAA Richmond in the International League before joining Torre's staff in St. Louis the next season...in his 16-year Major League career hit .279 with 185 HR and 972 RBI in 2,175 games from 1971-1988 for the Indians, Yankees and Braves...he spent more than 5 seasons with the Yankees, hitting .282 with 79 HR and 454 RBI from 1974-79...spent the 1988 season as the club's batting coach but was active from 5/5-5/10, striking out in his only plate appearance on 5/8 @Tex...on 10/14/76, he hit one of the most dramatic home runs in Yankee history, a solo shot on the first pitch from KC's Mark Littell in the bottom of the ninth inning that gave the Yankees a 7-6 victory in the fifth and deciding game of the American League Championship Series...in 1971 for Cleveland was named American League Rookie of the Year after hitting .275 with 9 HR and 48 RBI in 111 games...for Atlanta in 1980 tied the Braves record by playing 158 games at first base...his 37 doubles that season tied Hank Aaron's team record set in 1967...in 1978 for the Yankees won a Gold Glove Award at first base with an American League-best .997 fielding percentage, tying him with Joe Pepitone for the club's single-season record for fielding percentage...began his professional playing career for Wichita in 1970 and became the first rookie ever to win the Class AAA batting title (.342)...graduated in 1966 from Oceanside (CA) High School...attended Mira Costa Junior College, UCLA and Montclair State College, where he received a degree in physical education and recreation...played at UCLA and set school records with 15 HR and 45 RBI...is a cousin of former NBA star Jo Jo White.

### CAREER PLAYING RECORD

- \* Tied for the American League lead in double plays, first base (144), 1982.
- \* Led the American League in total chances, first base (1144), 1981.
- \* Led the American League in total chances, first base (1739), 1980.
- \* Led the American League in fielding percentage, first base (.997), 1978.
- \* Received Gold Glove Award, first base, 1978.
- \* American League Rookie of the Year, 1971.
- \* Won the Class AAA batting championship (.342), 1970.

YEAR	CLUB	AVG	G	AB	R	H	2B	3B	HR	RBI	BB	SO	SB
1970	Wichita-a	+.342	105	383	60	131	17	8	7	52	46	62	14
1971	Wichita	.286	13	42	8	12	3	0	2	6	4	8	1
	CLEVELAND	.275	111	415	49	114	20	4	9	48	40	83	2
1972	CLEVELAND-b	.292	121	466	51	136	27	2	6	44	26	63	3
1973	CLEVELAND	.273	155	572	70	156	30	2	11	53	58	76	4
1974	CLEVELAND	.328	17	67	8	22	4	0	0	7	5	5	0
	YANKEES-c	.243	110	400	38	97	16	3	6	43	23	43	0

1975	YANKEES	.304	150	562	66	171	38	4	9	72	29	50	0
1976	YANKEES	.293	156	641	79	188	32	6	17	96	27	80	1
1977	YANKEES	.287	157	600	90	172	32	6	17	90	45	73	4
1978	YANKEES	.274	162	625	81	171	26	3	12	90	41	60	2
1979	YANKEES	.280	149	554	61	155	27	3	18	63	34	53	3
1980	ATLANTA-d,e	.282	158	602	83	170	37	2	18	72	49	73	7
1981	ATLANTA	.272	107	404	44	110	25	2	8	51	44	41	4
1982	ATLANTA	.270	157	534	57	144	25	2	20	86	57	57	7
1983	ATLANTA-f	.280	131	447	59	125	24	3	20	78	63	68	2
1984	ATLANTA	.257	135	389	47	100	14	0	9	44	58	54	1
1985	ATLANTA	.235	101	170	16	40	7	0	3	21	18	22	0
1986	ATLANTA	.311	97	122	13	38	8	0	2	14	15	24	0
1988	YANKEES	.000	1	1	0	0	0	0	0	0	0	1	0
<b>NYY Totals</b>		<b>.282</b>	<b>884</b>	<b>3382</b>	<b>415</b>	<b>954</b>	<b>171</b>	<b>25</b>	<b>79</b>	<b>454</b>	<b>199</b>	<b>359</b>	<b>10</b>
<b>Major League Totals</b>		<b>.279</b>	<b>2175</b>	<b>7571</b>	<b>912</b>	<b>2109</b>	<b>392</b>	<b>42</b>	<b>185</b>	<b>972</b>	<b>632</b>	<b>926</b>	<b>40</b>

+ league leader.

Selected by Cincinnati in the 31st round of the June 1967 free-agent draft; did not sign.

Selected by Cincinnati in the secondary phase of the January 1968 free-agent draft; did not sign.

Selected by Cleveland as the No. 1 pick of the January 1970 free-agent draft.

a - On disabled list, May 25-June 16, 1970.

b - On military list, June 23-June 30, 1972.

c - Traded with Dick Tidrow and Cecil Upshaw to New York (AL) for Fritz Peterson, Steve Kline, Fred Beene and Tom Buskey on April 26, 1974.

d - Traded with Damaso Garcia and Paul Mirabella to Toronto for Rick Cerone, Tom Underwood and Ted Wilborn on November 1, 1979.

e - Traded with Luis Gomez to Atlanta for Barry Bonnell and Joey McLaughlin on Dec. 5, 1979.

f - On disabled list, August 8-August 23, 1983.

### LEAGUE CHAMPIONSHIP RECORD

- \* Established Championship Series records for slugging percentage (.952) and total bases (20), 5-game series, 1976.
- \* Tied Championship Series record for most hits (11), 5-game series, 1978.
- \* Tied Championship Series record for most hits, 2 consecutive games (6), October 3-4, 1978.
- \* Tied Championship Series record for most consecutive hits (5), 1978.
- \* Tied American League Championship Series record for most consecutive hits (5), 1978.
- \* Tied American League Championship Series record for most singles (6), 4-game series, 1978.
- \* Tied American League Championship Series record for most HR (2), 5-game series, 1976.

YEAR	CLUB	AVG	G	AB	R	H	2B	3B	HR	RBI	BB	SO	SB
1976	NYY vs KC	.524	5	21	5	11	1	1	2	8	0	1	2
1977	NYY vs KC	.059	5	17	0	1	0	0	0	0	3	4	0
1978	NYY vs KC	.400	4	15	1	6	0	0	0	2	0	4	0
1982	Atl vs StL	.000	3	10	0	0	0	0	0	0	1	0	0
<b>LCS Totals</b>		<b>.286</b>	<b>17</b>	<b>63</b>	<b>6</b>	<b>18</b>	<b>1</b>	<b>1</b>	<b>2</b>	<b>10</b>	<b>4</b>	<b>9</b>	<b>2</b>

### WORLD SERIES RECORD

YEAR	CLUB	AVG	G	AB	R	H	2B	3B	HR	RBI	BB	SO	SB
1976	NYY vs Cin	.313	4	16	1	5	1	0	0	1	0	2	0
1977	NYY vs LA	.292	6	24	4	7	2	0	1	4	0	2	0
1978	NYY vs LA	.182	3	11	1	2	0	0	0	0	1	1	0
<b>World Series Totals</b>		<b>.275</b>	<b>13</b>	<b>51</b>	<b>6</b>	<b>14</b>	<b>3</b>	<b>0</b>	<b>1</b>	<b>5</b>	<b>1</b>	<b>5</b>	<b>0</b>

### ALL-STAR GAME RECORD

YEAR	CLUB/SITE	AVG	G	AB	R	H	2B	3B	HR	RBI	BB	SO	SB
1976	AL/Philadelphia	.000	1	1	0	0	0	0	0	0	0	0	0

### RECORD AS MANAGER

YEAR	CLUB	POSITION	W	L
1989	London	Sixth	63	76
1990	London-a, b	Second	76	63
1991	Greenville-c, d	First (1st half)	47	22
		Second (2nd half)	41	34
1992	Richmond	Third	73	71
<b>Minor League Totals</b>			<b>300</b>	<b>266</b>

a - Eastern League Manager of the Year, 1990.

b - Defeated Canton, 3 games to 2, in Eastern League semifinal; defeated New Britain, 3 games to 0, to win league championship.

c - Southern League Manager of the Year, 1991.

d - Lost to Orlando in Southern League semifinal, 3 games to 0.

### COACHING/MANAGING CAREER

1988	Batting coach, New York Yankees.
1989-90	Manager, Class AA London, Detroit Tigers.
1991	Manager, Class AA Greenville, Atlanta Braves.
1992	Manager, Class AAA Richmond, Atlanta Braves.
1993-95	Batting coach, St. Louis Cardinals.
1996-97	Batting coach, New York Yankees.

## CLONINGER, TONY LEE (Tony) Bullpen Coach

#40

6-0, 215. Born: 8/13/40 in Lincoln County, NC. Opening Day Age: 56. Resides in Kings Mountain, NC. BR. TR. Children: Tony Jr. (2/18/61), Darin (10/1/63), Terri (12/29/64), Michael (7/10/65), Steve (12/10/66), Merideth (8/23/69), Chad and Chris (11/27/71).



Returns to the Yankees in 1997 as bullpen coach, a position he has held for the past three years as well as in 1992...was the Yankees' pitching coach in 1993...is in his 11th consecutive season in the Yankee system and in his sixth as a Major League coach...from 1989-91 worked with young pitchers throughout the organization as New York's roving pitching coordinator...was the pitching coach at Class AA Albany in 1988 and at Class A Oneonta in 1987...pitched in the Major Leagues from 1961-72 with the Milwaukee-Atlanta Braves, Cincinnati and St. Louis...when he won 19 games in 1964, he led the team in victories after Warren Spahn had led the team in wins for 15 consecutive seasons...still holds the Major League record for most RBI by a pitcher (9) in a game, hitting 2 grand slams (tying a Major League record) on 7/6/66 for Atlanta vs SF...had 11 career HR, including 5 HR in 1966...son Darin was an 11th-round pick of the Padres in 1983 and son Michael was selected by the Twins the same year...Darin was traded to the Yankees in 1984 as the player to be named later along with Dennis Rasmussen for Graig Nettles...Darin pitched for 2 years in the Yankee organization.

### CAREER PLAYING RECORD

- \* Led Pioneer League in shutouts (4) in 1959.
- \* Established major league record for most runs batted in, pitcher, game (9) and tied major league record for most grand slams, game (2), July 3, 1966.

YEAR	CLUB	W-L	ERA	G	GS	CG	SHO	SV	IP	H	R	ER	BB	SO
1958	Eau Claire	2-2	5.91	6	5	2	0	0	35	33	27	23	40	27
	Midland	9-2	4.01	13	11	8	0	0	83	61	41	37	56	87
1959	Cedar Rapids	0-9	9.59	10	10	1	0	0	46	47	61	49	58	46
	Boise	8-6	3.42	19	17	11	+4	0	121	84	64	46	80	154
1960	Jacksonville	4-4	6.61	12	7	3	0	0	49	48	46	36	37	30
	Austin	5-3	3.46	13	13	4	1	0	78	62	45	30	64	58
1961	Louisville	5-3	4.32	11	11	2	1	0	75	74	39	36	40	58
	MILWAUKEE	7-2	5.25	19	10	3	0	0	84	84	49	49	33	51
1962	MILWAUKEE	8-3	4.30	24	15	4	1	0	111	113	61	53	46	69
1963	MILWAUKEE	9-11	3.79	41	18	4	2	0	145.1	131	68	61	63	100
1964	MILWAUKEE	19-14	3.56	38	34	15	3	0	242.2	206	112	96	82	163
1965	MILWAUKEE	24-11	3.29	40	38	16	1	0	279	247	115	102	119	211
1966	ATLANTA	14-11	4.12	39	38	11	1	0	257.2	253	134	118	116	178
1967	ATLANTA-a	4-7	5.14	16	16	1	0	0	76.2	85	50	44	31	55
1968	ATLANTA-b	1-3	4.26	8	1	0	0	0	19	15	9	9	11	7
	CINCINNATI	4-3	4.05	17	17	2	2	0	91.1	81	49	41	48	65
	1968 Totals	5-6	4.08	25	18	2	2	0	110.1	96	58	50	59	72
1969	CINCINNATI	11-17	5.02	35	34	6	2	0	190	184	123	106	103	103
1970	CINCINNATI	9-7	3.83	30	18	0	0	0	148	136	69	63	78	56
1971	CINCINNATI-c	3-6	3.90	28	8	1	1	0	97	79	42	42	49	51
1972	Richmond	1-1	4.30	7	4	0	0	0	23	24	11	11	10	21
	ST. LOUIS	0-2	5.19	17	0	0	0	0	26	29	17	15	19	11
<b>Minor League Totals</b>		<b>34-30</b>	<b>4.73</b>	<b>91</b>	<b>78</b>	<b>31</b>	<b>6</b>	<b>0</b>	<b>510</b>	<b>433</b>	<b>334</b>	<b>268</b>	<b>385</b>	<b>481</b>
<b>Major League Totals</b>		<b>113-97</b>	<b>4.07</b>	<b>352</b>	<b>247</b>	<b>63</b>	<b>13</b>	<b>0</b>	<b>1767.2</b>	<b>1643</b>	<b>898</b>	<b>799</b>	<b>798</b>	<b>1120</b>

+ denotes league leader, # denotes tied for league lead.

- a - On disabled list for almost 2 months with eye infection, virus condition and pulled muscle.
- b - Traded with Clay Carroll and Woody Woodward to Cincinnati for Bob Johnson, Milt Pappas and Ted Davidson on June 11, 1968.
- c - Traded to St. Louis for Julian Javier on March 24, 1972.

### CHAMPIONSHIP SERIES RECORD

YEAR	CLUB	W-L	ERA	G	GS	CG	SHO	SV	IP	H	R	ER	BB	SO
1970	CINCINNATI vs Pit	0-0	3.60	1	1	0	0	0	5.0	7	2	2	4	1

### WORLD SERIES RECORD

YEAR	CLUB	W-L	ERA	G	GS	CG	SHO	SV	IP	H	R	ER	BB	SO
1970	CINCINNATI vs Bal	0-1	7.36	2	1	0	0	0	7.1	10	6	6	5	4

## COACHING CAREER

1987	Pitching coach, Class A Oneonta, Yankees.
1988	Pitching coach, Class AA Albany, Yankees.
1989-91	Minor League roving pitching coordinator, Yankees.
1992	Bullpen coach, New York Yankees.
1993	Pitching coach, New York Yankees.
1994-97	Bullpen coach, New York Yankees.
1995	Coach, American League All-Star Team.

## RANDOLPH, WILLIE LARRY JR. (Willie) Third-base Coach

#30

5-11, 170. Born 7/6/54 in Holy Hill, SC. Opening Day Age: 42. Resides in Franklin Lakes, NJ. BR. TR. Married: Gretchen. Children: Taniesha (8/21/75), Chantre (2/14/79), Ciara (10/23/84), Andre (12/28/80).



Is in his fourth straight season as third-base coach...was named to the Yankees' coaching staff in October 1993...joined New York's front office after the '93 All-Star Break as an assistant general manager...played 18 years in the Major Leagues, including 13 seasons with the Yankees...began his career in 1975 with the Pirates and then played with the Yankees, Dodgers, A's and Brewers before finishing his career in 1992 with the Mets...in his career played in 2202 games and hit .276 with 2210 hits, 1239 runs, 54 HR and 687 RBI...played 2152 games at 2B, 11 at DH and 1 at 3B...for the Yankees hit .275 in 1694 games from 1976-88...along with Ron Guidry was named Yankee co-captain on 3/4/86...played more games at 2B (1688) than any other Yankee in history...ranks among all-time Yankee leaders in games (1694, 8th), at-bats (6303, 8th), runs (1027, 7th), hits (1731, 11th), doubles (259, 14th), triples (58, 19th) and stolen bases (251, 2nd)...had his best Major League season in 1987, hitting .305 with 67 RBI and 96 runs scored for the Yankees...in 1991 for the Brewers ranked third in the American League in hitting (.327) and second in on-base percentage (.429)...in 1989 was named the Dodgers' most valuable player by the Anaheim/Los Angeles chapter of the BBWAA...in 1976 became the first rookie to be placed on the All-Star ballot...hit .222 in 47 post-season games, including .181 in 20 World Series appearances...was selected for 6 All-Star Games and played in 5, hitting .286...was born in Holy Hill, SC but his family moved to the Brownsville section of Brooklyn when he was a baby...graduated from Tilden High School...brother Terry was the 11th-round pick of the Green Bay Packers in 1977 and also played for the New York Jets.

## CAREER PLAYING RECORD

- \* Tied for American League lead among second basemen in errors (20), 1986.
- \* Tied Major League record for most assists by a second baseman in an extra-inning game (since 1900) with 13 on August 25, 1976 (19 innings).
- \* Established American League record for most chances accepted by a second baseman in an extra-inning game with 20 on August 25, 1976 (19 innings).
- \* Led AL second basemen in putouts (355), assists (478) and double plays (128), 1979.
- \* Led American League in walks (119), 1980.

YEAR	CLUB	AVG	G	AB	R	H	2B	3B	HR	RBI	BB	SO	SB
1972	Bradenton	.317	44	167	21	53	6	5	0	10	24	23	10
1973	Charleston	.280	121	428	93	120	25	6	8	51	+90	54	43
1974	Thefford Mines	.254	135	461	+103	117	28	6	12	53	+110	78	38
1975	Charleston	.339	91	313	41	106	13	5	7	42	37	29	14
	PITTSBURGH-a	.164	30	61	9	10	1	0	0	3	6	1	1
1976	YANKEES	.267	125	430	59	115	15	4	1	40	58	39	37
1977	YANKEES	.274	147	551	91	151	28	11	4	40	64	53	13
1978	YANKEES-b	.279	134	499	87	139	18	6	3	42	82	51	36
1979	YANKEES	.270	153	574	98	155	15	13	5	61	95	39	32
1980	YANKEES	.294	138	513	99	151	23	7	7	46	+119	45	30
1981	YANKEES	.232	93	357	59	83	14	3	2	24	57	24	14
1982	YANKEES	.280	144	553	85	155	21	4	3	36	75	35	16
1983	YANKEES-c	.279	104	420	73	117	21	1	2	38	53	32	12
1984	YANKEES	.287	142	564	86	162	24	2	2	31	86	42	10
1985	YANKEES	.276	143	497	75	137	21	2	5	40	85	39	16
1986	YANKEES-d	.276	141	492	76	136	15	2	5	50	94	49	15
1987	YANKEES-e	.305	120	449	96	137	24	2	7	67	82	25	11
1988	YANKEES-f,g	.230	110	404	43	93	20	1	2	34	55	39	8
1989	LOS ANGELES	.282	145	549	62	155	18	0	2	36	71	51	7
1990	LOS ANGELES	.271	26	96	15	26	4	0	1	9	13	9	1
	OAKLAND-h,i,j	.257	93	292	37	75	9	3	1	21	32	25	6

1991	MILWAUKEE-k	.327	124	431	60	141	14	3	0	54	75	38	4
1992	METS	.252	90	286	29	72	11	1	2	15	40	34	1
<b>Minor League Totals</b>		<b>.289</b>	<b>391</b>	<b>1369</b>	<b>258</b>	<b>396</b>	<b>72</b>	<b>22</b>	<b>27</b>	<b>156</b>	<b>261</b>	<b>184</b>	<b>105</b>
<b>NY Yankees Totals</b>		<b>.275</b>	<b>1694</b>	<b>6303</b>	<b>1027</b>	<b>1731</b>	<b>259</b>	<b>58</b>	<b>48</b>	<b>549</b>	<b>1005</b>	<b>512</b>	<b>251</b>
<b>Major League Totals</b>		<b>.276</b>	<b>2202</b>	<b>8018</b>	<b>1239</b>	<b>2210</b>	<b>316</b>	<b>65</b>	<b>54</b>	<b>687</b>	<b>1243</b>	<b>675</b>	<b>271</b>

+ denotes league leader.

Selected by Pittsburgh in the seventh round of the June 1972 free-agent draft.

- a - Traded to New York (AL) with Ken Brett and Dock Ellis for Doc Medich on December 11, 1975.
- b - On disabled list June 23-July 14, 1978.
- c - On disabled list June 27-July 11 and July 13-August 5, 1983.
- d - Was granted free agency on Nov. 12, 1986; re-signed with New York (AL) on Jan. 8, 1987.
- e - On disabled list July 15-August 14, 1987.
- f - On disabled list June 10-25 and August 3-28, 1988.
- g - Was granted free agency on October 28, 1988; was signed by Los Angeles on December 10, 1988.
- h - Traded to Oakland for Stan Javier on May 13, 1990.
- i - On disabled list July 15-August 1, 1990.
- j - Was granted free agency on November 5, 1990; was invited by Milwaukee to spring training as a non-roster player on February 18, 1991.
- k - Was granted free agency following the 1991 season; was signed by New York (NL) on December 20, 1991.

#### DIVISIONAL PLAYOFF RECORD

YEAR	CLUB	AVG	G	AB	R	H	2B	3B	HR	RBI	BB	SO	SB
1981	NY Yankees vs Mil	.200	5	20	0	4	0	0	0	1	1	4	0

#### LEAGUE CHAMPIONSHIP RECORD

YEAR	CLUB	AVG	G	AB	R	H	2B	3B	HR	RBI	BB	SO	SB
1975	Pit vs Cin	.000	2	2	1	0	0	0	0	0	0	1	0
1976	NY Yankees vs KC	.118	5	17	0	2	0	0	0	1	3	1	1
1977	NY Yankees vs KC	.278	5	18	4	5	1	0	0	2	1	0	0
1978	NY Yankees vs KC	(Eligible, replaced due to injury)											
1980	NY Yankees vs KC	.385	3	13	0	5	2	0	0	1	1	3	0
1981	NY Yankees vs Oak	.333	3	12	2	4	0	0	1	2	0	1	0
1990	Oak vs Bos	.375	4	8	1	3	0	0	0	3	1	0	0
<b>LCS Totals</b>		<b>.271</b>	<b>22</b>	<b>70</b>	<b>8</b>	<b>19</b>	<b>3</b>	<b>0</b>	<b>1</b>	<b>9</b>	<b>6</b>	<b>6</b>	<b>1</b>

#### WORLD SERIES RECORD

- \* Established World Series record for most walks, 6-game series (9), 1981.
- \* Tied World Series record for fewest chances accepted by a second baseman, game (0), October 25, 1981.

YEAR	CLUB	AVG	G	AB	R	H	2B	3B	HR	RBI	BB	SO	SB
1976	NY Yankees vs Cin	.071	4	14	1	1	0	0	0	0	1	3	0
1977	NY Yankees vs LA	.160	6	25	5	4	2	0	1	1	2	2	0
1978	NY Yankees vs LA	(Eligible, replaced due to injury)											
1981	NY Yankees vs LA	.222	6	18	5	4	1	1	2	3	9	0	1
1990	Oak vs Cin	.267	4	15	0	4	0	0	0	0	1	0	1
<b>World Series Totals</b>		<b>.181</b>	<b>20</b>	<b>72</b>	<b>11</b>	<b>13</b>	<b>3</b>	<b>1</b>	<b>3</b>	<b>4</b>	<b>13</b>	<b>5</b>	<b>2</b>

#### ALL-STAR GAME RECORD

- \* Established All-Star Game record for most assists by a second baseman, 9-inning game (6), July 19, 1977.
- \* Tied All-Star Game record for most at-bats, 9-inning game (5), July 19, 1977.
- \* Tied All-Star Game record for most errors, game (2), July 8, 1980.

YEAR	CLUB/SITE	AVG	G	AB	R	H	2B	3B	HR	RBI	BB	SO	SB
1976	AL/Philadelphia	Selected, did not play											
1977	AL/New York (AL)	.200	1	5	0	1	0	0	0	1	0	2	0
1980	AL/Los Angeles	.500	1	4	0	2	0	0	0	0	0	0	0
1981	AL/Cleveland	.333	1	3	0	1	0	0	0	0	0	1	0
1987	AL/Oakland	.000	1	1	0	0	0	0	0	0	0	0	0
1989	NL/California	.000	1	1	0	0	0	0	0	0	0	0	0
<b>All-Star Game Totals</b>		<b>.286</b>	<b>5</b>	<b>14</b>	<b>0</b>	<b>4</b>	<b>0</b>	<b>0</b>	<b>0</b>	<b>1</b>	<b>0</b>	<b>3</b>	<b>0</b>


#### COACHING CAREER

- 1994-97 Third-base coach, NY Yankees.
- 1995 Coach, American League All-Star Team.

# STOTTLEMYRE, MELVIN LEON, SR. (Mel) Pitching Coach

#34

6-2, 190. Born 11/13/41 in Hazelton, MO. Opening Day Age: 55. Resides in Yakima, WA. BR. TR. Married: Jean. Children: Mel, Jr. (12/28/63), Todd (5/20/65) and Jason (deceased).



Is in his second season as Yankees pitching coach...spent the 1994 and '95 seasons as pitching coach of the Astros...prior to joining Houston was the pitching coach for the Mets for 10 seasons (1984-93), the third-longest tenure of any coach in that franchise's history behind Joe Pignatano and the late Rube Walker, each of whom spent 14 seasons in New York...following the 1986 season was the pitching coach on the MLB All-Star team that toured Japan...was a roving instructor for the Mariners from 1977-81...spent his entire 11-year Major League career with the Yankees, going 164-139 with a 2.97 ERA in 360 appearances...ranks among Yankee all-time leaders in games (10th), innings (3rd), wins (6th), strikeouts (5th), shutouts (T2nd), complete games (8th) and ERA (8th)...won 20 games in 1965, '68 and '69...five times was named to the American League All-Star team...went 9-3 for the '64 club that won the American League pennant...also was an accomplished hitter...had 7 career HR, including an inside-the-park grand slam, and in a 1964 game vs the Washington Senators went 5-for-5...oldest son Mel Jr., a former No. 1 pick by the Astros, went 0-1 with a 4.88 ERA in 2 starts and 11 relief appearances for the Royals in his only Major League season in 1990...younger son Todd went 69-70 with a 4.39 ERA in 206 appearances for the Blue Jays from 1988-94 and 14-7 with a 4.55 ERA in 31 starts for the A's in 1995...is a member of the Sports Committee of the Leukemia Society of America...along with wife Jean received the National Recognition Award from the Leukemia Society of America at its annual convention in Phoenix on 10/30/92...runs Stottlemyre's Athletic Stores in Yakima and Sunnyside, WA.

### CAREER PLAYING RECORD

- \* Led the American League in complete games (18) and innings pitched (291.0), 1965.
- \* Led the American League in complete games (24), 1969.

YEAR	CLUB	W-L	ERA	G	GS	CG	SH	SV	IP	H	R	ER	BB	SO
1961	Harlan	5-1	3.12	8	7	2	-	-	49	49	30	17	15	61
	Auburn	4-3	3.42	7	6	3	-	-	50	44	25	19	29	47
1962	Greensboro	17-9	2.50	32	31	17	-	-	241	167	83	67	92	190
1963	Richmond	7-7	4.05	39	16	2	-	-	131	126	66	59	48	82
1964	Richmond	13-3	1.42	30	17	10	-	-	152	115	32	24	32	95
	YANKEES	9-3	2.06	13	12	5	2	0	96.0	77	26	22	35	49
1965	YANKEES	20-9	2.63	37	37	+18	4	0	+291.0	250	99	85	88	155
1966	YANKEES	12-20	3.80	37	35	9	3	1	251.0	239	116	106	82	146
1967	YANKEES	15-15	2.96	36	36	10	4	0	255.0	235	96	84	88	151
1968	YANKEES	21-12	2.45	36	36	19	6	0	278.2	243	86	76	65	140
1969	YANKEES	20-14	2.82	39	39	+24	3	0	303.0	267	105	95	97	113
1970	YANKEES	15-13	3.09	37	37	14	0	0	271.0	262	110	93	84	126
1971	YANKEES	16-12	2.87	35	35	19	7	0	269.2	234	100	86	69	132
1972	YANKEES	14-18	3.22	36	36	9	7	0	260.0	250	99	93	85	110
1973	YANKEES	16-16	3.07	38	38	19	4	0	273.0	259	112	93	79	95
1974	YANKEES	6-7	3.58	16	15	6	0	0	113.0	119	54	45	37	40
<b>Major League Totals</b>		<b>164-139</b>	<b>2.97</b>	<b>360</b>	<b>356</b>	<b>152</b>	<b>40</b>	<b>1</b>	<b>2661.1</b>	<b>2435</b>	<b>1003</b>	<b>878</b>	<b>809</b>	<b>1257</b>

+ denotes league leader.

### WORLD SERIES RECORD

YEAR	CLUB	W-L	ERA	G	GS	CG	SHO	SV	IP	H	R	ER	BB	SO
1964	NY Yankees vs St. Louis	1-1	3.15	3	3	0	0	0	20.0	18	8	7	6	12

### ALL-STAR GAME RECORD

YEAR	CLUB/SITE	W-L	ERA	G	GS	CG	SHO	SV	IP	H	R	ER	BB	SO
1965	AL/Minnesota	Selected, did not play												
1966	AL/St. Louis	0-0	0.00	1	0	0	0	0	2.0	1	0	0	1	0
1968	AL/Houston	0-0	0.00	1	0	0	0	0	0.1	0	0	0	0	1
1969	AL/Washington	0-1	9.00	1	1	0	0	0	2.0	2	2	2	0	1
1970	AL/Cincinnati	0-0	0.00	1	0	0	0	0	1.2	0	0	0	0	2
<b>All-Star Game Totals</b>		<b>0-1</b>	<b>3.00</b>	<b>4</b>	<b>1</b>	<b>0</b>	<b>0</b>	<b>0</b>	<b>6.0</b>	<b>3</b>	<b>2</b>	<b>2</b>	<b>1</b>	<b>4</b>

### COACHING/MANAGING CAREER

- 1977-81 Roving instructor, Seattle Mariners.
- 1984-93 Pitching coach, New York Mets.
- 1994-95 Pitching coach, Houston Astros.
- 1996-97 Pitching coach, New York Yankees.

**ZIMMER, DONALD WILLIAM (Don)**  
**Bench Coach**

#48



5-7, 195. Born 1/17/31 in Cincinnati, OH. Opening Day  
 Age: 66. Resides in Treasure Island, FL. BR. TR.  
 Married: Jean Carol Bauerle. Children: Thomas,  
 Donna.

In his 49th year of professional baseball, Zimmer returns for his second consecutive season as the Yankees' bench coach...also coached here in 1983 and 1986...is in his 27th season as a Major League coach or manager...was a member of the Colorado Rockies staff from their inaugural season in 1993 until he retired in the fifth inning of the Rockies-Cardinals game on June 6 of last season...joined the Rockies' original coaching staff in 1993 as bench coach to manager Don Baylor...spent part of the 1993 and '94 seasons as Colorado's third-base coach...has been a manager or coach since his playing career ended in 1967...in 13 seasons as a Major League manager compiled an 885-858 (.508) record with the Padres, Red Sox, Rangers and Cubs...in 1989 was named National League Manager of the Year after leading the Cubs to the NL East title with a 93-69 record...he received 23 of 24 first-place votes from the Baseball Writers Association of America...also appeared in the post-season as a coach for the Red Sox in 1975, the Cubs in '84 and the Giants in '87...was manager of the 1978 Red Sox club that lost the playoff game to the Yankees...in 1990 managed the MLB All-Star team that traveled to Japan...began his professional playing career in 1949 after signing with the Brooklyn Dodgers...an aggressive player, he stole home 10 times in 1950 while playing for Hornell of the Pennsylvania-Ohio-New York League...was American Association Rookie of the Year in 1953 for St. Paul...made his Major League debut the next season...in 12 Major League seasons hit .235 with 91 HR and 352 RBI in 1,095 games for the Dodgers, Cubs, Mets, Reds and Washington Senators...played second base, third base, shortstop, outfield and 35 games at catcher...had 2 seasons cut short by injuries...for St. Paul in 1953 was leading the American Association with 23 HR and 63 RBI when on 7/7 he was hit in the head by a Jim Kirk pitch in Columbus...did not play the rest of the season...while playing for Brooklyn on 6/23/56, suffered a fractured cheek bone when he was hit by a pitch from Cincinnati's Hal Jeffcoat...also missed the rest of that season...was the Dodgers' starting second baseman in the deciding game of the 1955 World Series, a 2-0 victory over the Yankees...was drafted by the expansion Mets in 1961 and was their Opening Day third baseman in '62...in 1960, in his first game with the Cubs, he homered off Don Drysdale in front of 67,500 fans at the Los Angeles Coliseum...tripled off Philadelphia's Curt Simmons in his first Major League at-bat...in his first American League at-bat, hit a 2-run HR for the Senators...attended Western Hills High School in Cincinnati with former Kansas City and Cubs manager Jim Frey...married his high school sweetheart, Jean Carol Bauerle, on 8/16/51 at home plate in the baseball stadium at Elmira, NY.

**CAREER PLAYING RECORD**

\* American Association Rookie of the Year, 1953.

\* Led the Pennsylvania-Ohio-New York League in runs (146) and home runs (23), 1950.

YEAR	CLUB	AVG	G	AB	R	H	2B	3B	HR	RBI	BB	SO	SB
1949	Cambridge	.227	71	304	56	69	14	3	4	30	40	62	26
1950	Hornell	.315	123	518	+146	163	34	5	+23	122	51	70	63
1951	Elmira	.273	137	546	94	149	28	2	9	70	24	74	25
1952	Mobile	.319	153	613	107	190	32	7	17	91	25	11	14
1953	St. Paul-a	.300	81	320	57	96	14	4	23	63	21	50	12
1954	St. Paul	.291	73	268	54	78	9	6	17	53	28	44	13
	BROOKLYN	.182	24	33	3	6	0	1	0	0	3	8	2
1955	BROOKLYN	.239	88	280	38	67	10	1	15	50	19	66	5
1956	BROOKLYN-b	.300	17	20	4	6	1	0	0	2	0	7	0
1957	BROOKLYN	.219	84	269	23	59	9	1	6	19	16	63	1
1958	LOS ANGELES	.262	127	455	52	119	15	2	17	60	28	92	14
1959	LOS ANGELES	.165	97	249	21	41	7	1	4	28	37	56	3
1960	CUBS-c	.258	132	368	37	95	16	7	6	35	27	56	8
1961	CUBS	.252	128	447	57	120	25	4	13	40	25	70	5
1962	METS-d	.077	14	52	3	4	1	0	0	1	3	10	0
	CINCINNATI-e	.250	63	192	16	48	11	2	2	16	14	30	1
1963	LOS ANGELES-f	.217	22	23	4	5	1	0	1	2	3	10	0
	WASHINGTON-g	.248	83	298	36	74	12	1	13	44	18	57	3
1964	WASHINGTON	.246	121	341	38	84	16	2	12	38	27	94	1
1965	WASHINGTON	.199	95	226	20	45	6	0	2	17	26	59	2
1966	Toei-h	.182	87	203	14	37	2	0	9	29	0	0	0
1967	Knoxville	.204	25	49	2	10	3	0	0	5	0	0	0
	Buffalo	.182	16	33	2	6	2	0	1	2	0	0	0

American League Totals	.235	299	865	95	203	34	3	27	99	71	210	6
National League Totals	.236	796	2418	258	570	96	19	64	253	175	468	39
Major League Totals	.235	1095	3283	353	773	130	22	91	352	246	678	45

+ denotes league leader.

- a - Was hit by a pitch on July 7, 1953 (concussion); missed rest of the season.  
 b - Was hit by a pitch on June 23, 1956 (fractured cheek bone); missed rest of the season.  
 c - Traded to Chicago (NL) for Ron Perranoski, John Goryl, Lee Handley and \$25,000 on April 8, 1960; players acquired by the Dodgers were assigned to minor league teams.  
 d - Selected by New York (NL) in the expansion draft on October 10, 1961.  
 e - Traded to Cincinnati for Robert G. Miller and Cliff Cook on May 6, 1962.  
 f - Traded to Los Angeles (NL) for Scott Breeden on January 24, 1963.  
 g - Sold to Washington on June 24, 1963.  
 h - Was released by Washington on November 19, 1965; played professionally for the Toei Flyers in Japan during the 1966 season.

#### WORLD SERIES RECORD

YEAR	CLUB	AVG	G	AB	R	H	2B	3B	HR	RBI	BB	SO	SB
1955	Brooklyn vs Yankees	.222	4	9	0	2	0	0	0	2	2	5	0
1959	Los Angeles vs Chicago	.000	1	1	0	0	0	0	0	0	0	0	0
World Series Totals		.200	5	10	0	2	0	0	0	2	2	5	0

#### ALL-STAR GAME RECORD

YEAR	CLUB/SITE	AVG	G	AB	R	H	2B	3B	HR	RBI	BB	SO	SB
1961	NL/San Francisco	.000	1	1	0	0	0	0	0	0	0	0	0

#### RECORD AS MANAGER


YEAR	CLUB	POSITION	W	L
1967	Knoxville	Sixth	26	46
	Buffalo-a	Seventh	33	40
1968	Indianapolis	Fifth	66	78
1969	Key West	Third (tie)	67	63
1970	Salt Lake City	Fourth	44	99
1972	SAN DIEGO-b	Sixth	54	88
1973	SAN DIEGO	Sixth	60	102
1976	BOSTON-c	Third	42	34
1977	BOSTON	Second (tie)	97	64
1978	BOSTON	Second	99	64
1979	BOSTON	Third	91	69
1980	BOSTON-d	Fourth	82	73
1981	TEXAS	Second (1st half)	33	22
		Third (2nd half)	24	26
1982	TEXAS-e	Sixth	38	58
1988	CUBS	Fourth	77	85
1989	CUBS-f	First	93	69
1990	CUBS	Fourth (tie)	77	85
1991	CUBS	Fourth	18	19
Minor League Totals			236	326
Major League Totals			885	858

- a - Transferred by Reds organization from Knoxville to Buffalo on July 5, 1967.  
 b - Replaced Preston Gomez on April 27, 1972.  
 c - Replaced Darrell Johnson on July 19, 1976.  
 d - Was replaced by Johnny Pesky on October 1, 1980.  
 e - Was replaced by Darrell Johnson on July 29, 1982.  
 f - Named BBWAA Manager of the Year, 1989.

#### COACHING/MANAGING CAREER

1967	Player/manager, Knoxville (Southern League) and Buffalo (International League).
1968	Manager, Indianapolis (Pacific Coast League).
1969	Manager, Key West (Florida State League).
1970	Manager, Salt Lake City (Pacific Coast League).
1971	Coach, Montreal Expos.
1972-73	Manager, San Diego Padres.
1974-76	Coach, Boston Red Sox.
1976-80	Manager, Boston Red Sox.
1978	Coach, American League All-Star Team.
1981-82	Manager, Texas Rangers.
1981	Coach, American League All-Star Team.
1983	Coach, New York Yankees.
1984-86	Coach, Chicago Cubs.
1986	Coach, New York Yankees.
1987	Coach, San Francisco Giants.
1988-91	Manager, Chicago Cubs.
1992	Coach, Boston Red Sox.
1993-1995	Coach, Colorado Rockies.
1996-97	Bench coach, New York Yankees.

# 40-Man Roster



## 1997 40-MAN ROSTER

### BOEHRINGER, BRIAN EDWARD (Brian) RHP

#41

6-2, 190. Born 1/8/70 in St. Louis, MO. Opening Day Age: 27. Resides in Fenton, MO. BS. TR. College: Attended Meremac Junior College and the University of Nevada-Las Vegas.

**MAJOR LEAGUE SERVICE:** 82 days.

**CONTRACT STATUS:** Signed through the 1997 season.



**1996 SEASON:** Had 3 tours with the Yankees in '96(6/14-26:0-2, 10.29, 3 starts; 8/19-30: 1-0, 2.55, 4 relief appearances; 9/2-29: 1-2, 4.30, 8 relief appearances) ...spent the rest of the season in Class AAA Columbus, where he went 11-7, 4.00 with 3 CG in 25 starts with 1 shutout...pitched in 4 games in the post season and picked up his 1st career post-season victory on 10/2 in Game 2 of the Division Series vs. Texas (.11P)...picked up his 1st Major-League win on 8/20 vs. California in his 1st relief appearance of the season...was optioned to Columbus on 6/26 when LHP Jimmy Key returned from the 15-day D.L....was optioned to Class AA Norwich on 8/30 to make room for 3B Charlie Hayes (did not make an appearance in Norwich) and was recalled on 9/2...opponents hit .260, including .256 by LH and .264 by RH. **1995:** Spent most of the season at Class AAA Columbus, where he went 8-6, 2.77 with 3 CG in 17 appearances, all starts...in 4 stints with the Yankees went 0-3, 13.75 in 3 starts and 4 relief appearances...began the season with New York and made 4 relief appearances before he was optioned to Columbus on 5/15, when Major League rosters were reduced from 28 to 25 players...made his Major League debut on 4/20 @KC (1.1 IP, 2BB, 2K, 1WP)...on 5/2 vs Bos, in his second Major League appearance, allowed his first career home run, a grand slam to Mo Vaughn...on 5/11 @Tor allowed back-to-back HR to Carter and Maldonado and suffered the first blown save of his career...did not pitch again before he was optioned to Columbus on 5/15...after 5 starts with the Clippers (1-1, 1.65) was recalled on 6/12 and made his first Major League start on 6/15 in a 9-2 loss @Det (4+IP, 4H, 5R, 5ER, 7BB, 2K, Fielder HR)...was optioned to Columbus the following day, when Joe Ausanio was recalled...after his 6/16 option made 3 more starts in Columbus (1-2, 1.42) and was recalled on 7/5 to start that day's game @Chi...in that start suffered the 11-5 loss after walking the first 4 batters and then allowing Kruk's fourth career grand slam...threw 44 of his 93 pitches in Chicago's 5-run first inning...returned to Columbus on 7/7 and made just 1 start before he was recalled on 7/18 for his final New York appearance, a 9-4 loss vs Chi on 9/4 in the first game of the Sox' doubleheader sweep...was optioned back to Columbus following that start...Yankees went 0-3 in his 3 starts...as a reliever for the Yankees retired the first batter 2-4 times and stranded 3-4 baserunners...went 0-1 in save opportunities...American League opponents hit .320 with 5 HR, including .333 with 2 HR by LH batters and .303 with 3 HR by RH batters...allowed 5 HR, including 3 solo HR and 2 grand slams (Vaughn, 5/2 vs Bos; Kruk, 7/5 @Chi). **1994:** Was obtained on 3/21 from the White Sox for LHP Paul Assenmacher...led the organization with 145 strikeouts and ranked second with 171.2 IP...led the Eastern League in sacrifice flies allowed (10) and balks (5)...EL opponents hit .256 with 10 HR...threw a 1-hitter in the 1-0 victory over Trenton (G1) on 8/23. **1993:** Went 12-5, 2.99 with 4 CG in 24 starts and 1 relief appearance at Class A Sarasota and Class AA Birmingham...went 10-4, 2.80 at Sarasota and finished 1 victory shy of the club lead...was third on the team with 119 IP...threw a 2-hitter in a 1-0 loss at West Palm Beach on 6/21...for Birmingham started the final game of the Southern League championship...allowed 3 HR at Birmingham and 2 HR at Sarasota. **1992:** Was on the disabled list from 6/24-8/25 with a disc injury. **1991:** In his first professional season went 2-2, 2.03 in 6 starts at Class A Sarasota and Utica...was on the disabled list from 6/29-8/25 with an injury to his right shoulder. **PERSONAL:** Was signed by Ed Pebley and Mike Sgobba...at Meremac Junior College in St. Louis was converted to a pitcher from an outfielder...also played baseball at the University of Nevada-Las Vegas, where he graduated in 1991...graduated from Northwest High School in House Springs, MO.

#### CAREER PLAYING RECORD

\* Led the Eastern League in sacrifice flies allowed (10) and balks (5), 1994.

\* Major League home runs allowed (11): 1996 (6).

YEAR	CLUB	W-L	ERA	G	GS	CG	Sho	SV	IP	H	R	ER	BB	SO
1991	Sarasota (GCL)	1-1	1.50	2	2	0	0	0	12.0	9	3	2	2	8
	Utica	1-1	2.37	4	4	0	0	0	19.0	14	8	5	8	19
1992	South Bend	6-7	4.38	15	15	2	0	0	86.1	87	52	42	40	59
1993	Sarasota (FSL)	10-4	2.80	18	17	3	0	0	119.0	103	47	37	51	92

Birmingham	2-1	3.54	7	7	1	0	0	40.2	41	20	16	14	29
1994 Albany-a	10-11	3.62	27	27	5	1	0	171.2	165	85	69	57	145
1995 YANKEES	0-3	13.75	7	3	0	0	0	17.2	24	27	27	22	10
Columbus	8-6	2.77	17	17	3	0	0	104.0	101	39	32	31	58
1996 Columbus	11-7	4.00	25	25	3	1	0	153.0	155	79	68	56	132
YANKEES	2-4	5.44	15	3	0	0	0	46.1	46	28	28	21	37
<b>Minor League Totals</b>	<b>49-38</b>	<b>3.31</b>	<b>115</b>	<b>114</b>	<b>17</b>	<b>2</b>	<b>0</b>	<b>705.2</b>	<b>675</b>	<b>333</b>	<b>271</b>	<b>259</b>	<b>542</b>
<b>Major League Totals</b>	<b>2-7</b>	<b>7.73</b>	<b>22</b>	<b>6</b>	<b>0</b>	<b>0</b>	<b>0</b>	<b>64.0</b>	<b>70</b>	<b>55</b>	<b>55</b>	<b>43</b>	<b>47</b>

Selected by Chicago (AL) in the fourth round of the June 1991 free-agent draft.

a - Traded to New York (AL) in exchange for LHP Paul Assenmacher on March 21, 1994.

CLUB	1996						CAREER					
	W-L	ERA	IP	ER	SHO	SV	W-L	ERA	IP	ER	SHO	SV
Baltimore	0-0	13.50	2.0	3	0	0	0-0	13.50	2.0	3	0	0
Boston	0-1	2.70	3.1	1	0	0	0-1	6.76	6.2	5	0	0
Detroit	0-0	4.15	4.1	2	0	0	0-1	7.56	8.1	7	0	0
New York	-	-	-	-	-	-	-	-	-	-	-	-
Toronto	1-0	0.00	3.0	0	0	0	1-0	5.40	3.1	2	0	0
<b>vs East</b>	<b>1-1</b>	<b>4.26</b>	<b>12.2</b>	<b>6</b>	<b>0</b>	<b>0</b>	<b>1-2</b>	<b>7.52</b>	<b>20.1</b>	<b>17</b>	<b>0</b>	<b>0</b>
Chicago	-	-	-	-	-	-	0-2	16.71	7.0	13	0	0
Cleveland	0-1	9.31	9.2	10	0	0	0-1	9.31	9.2	10	0	0
Kansas City	-	-	-	-	-	-	0-0	0.00	1.1	0	0	0
Milwaukee	-	-	-	-	-	-	0-0	16.20	1.2	3	0	0
Minnesota	0-1	12.46	4.1	6	0	0	0-1	12.46	4.1	6	0	0
<b>vs Central</b>	<b>0-2</b>	<b>10.29</b>	<b>14.0</b>	<b>16</b>	<b>0</b>	<b>0</b>	<b>0-4</b>	<b>12.00</b>	<b>24.0</b>	<b>32</b>	<b>0</b>	<b>0</b>
Anaheim	1-0	3.72	9.2	4	0	0	1-0	3.72	9.2	4	0	0
Oakland	0-1	3.00	3.0	1	0	0	0-1	3.00	3.0	1	0	0
Seattle	0-0	1.29	7.0	1	0	0	0-0	1.29	7.0	1	0	0
Texas	-	-	-	-	-	-	-	-	-	-	-	-
<b>vs West</b>	<b>1-1</b>	<b>2.75</b>	<b>19.2</b>	<b>6</b>	<b>0</b>	<b>0</b>	<b>1-1</b>	<b>2.75</b>	<b>19.2</b>	<b>6</b>	<b>0</b>	<b>0</b>
Home	1-2	5.74	15.2	10	0	0	1-3	8.14	24.1	22	0	0
Road	1-2	5.28	30.2	18	0	0	1-4	7.49	39.2	33	0	0
1st Half	0-2	10.29	14.0	16	0	0	0-4	12.21	28.0	38	0	0
2nd Half	2-2	3.34	32.1	12	0	0	2-3	4.25	36.0	17	0	0
Start	0-2	10.29	14.0	16	0	0	0-5	12.24	25.0	34	0	0
Relief	2-2	3.34	32.1	12	0	0	2-2	4.85	39.0	21	0	0
April	-	-	-	-	-	-	0-0	0.00	1.1	0	0	0
May	-	-	-	-	-	-	0-0	15.19	5.1	9	0	0
June	0-2	10.29	14.0	16	0	0	0-3	10.50	18.0	21	0	0
July	-	-	-	-	-	-	0-2	16.71	7.0	13	0	0
August	1-0	2.55	17.2	5	0	0	1-0	2.55	17.2	5	0	0
Sept/Oct.	1-2	4.30	14.2	7	0	0	1-2	4.30	14.2	7	0	0

#### BOEHRINGER CAREER BY PARK

PARK	G	W-L-S	ERA	IP	ER	SO	PARK	G	W-L-S	ERA	IP	ER	SO
Bal. (Mem)	-	-	-	-	-	-	Chi. (Old)	-	-	-	-	-	-
Bal. (Camden)	-	-	-	-	-	-	Chi. (New)	1	0-1-0	21.60	3.1	8	1
Bos.	1	0-0-0	0.00	1.0	0	2	Cle. (Mun)	-	-	-	-	-	-
Det.	3	0-1-0	7.56	8.1	7	6	Cle. (Jcb)	1	0-0-0	7.71	4.2	4	2
N.Y.	9	1-3-0	8.14	24.1	22	16	K.C.	1	0-0-0	0.00	1.1	0	2
Tor. (Exhib)	-	-	-	-	-	-	Mil.	-	-	-	-	-	-
Tor. (Dome)	2	1-0-0	10.80	3.1	2	5	Min.	1	0-1-0	12.46	4.1	6	1
<b>EAST</b>	<b>15</b>	<b>2-4-0</b>	<b>7.54</b>	<b>37.0</b>	<b>31</b>	<b>29</b>	<b>CENTRAL</b>	<b>4</b>	<b>0-2-0</b>	<b>11.85</b>	<b>13.2</b>	<b>18</b>	<b>6</b>
Ana.	1	0-0-0	8.31	4.1	4	5	Tex. (Ari)	-	-	-	-	-	-
Oak.	1	0-1-0	4.5	2.0	1	4	Tex. (Prk)	-	-	-	-	-	-
Sea.	1	0-0-0	1.29	7.0	1	4	<b>WEST</b>	<b>3</b>	<b>0-1-0</b>	<b>4.05</b>	<b>13.1</b>	<b>6</b>	<b>13</b>

#### DIVISIONAL SERIES RECORD

YEAR	Club/Opponent	W-L	ERA	G	GS	CG	Sho	SV	IP	H	R	ER	BB	SO
1996	NYY vs Texas	1-0	6.75	2	0	0	0	0	1.1	3	2	1	2	0

#### LEAGUE CHAMPIONSHIP RECORD

YEAR	Club/Opponent	W-L	ERA	G	GS	CG	Sho	SV	IP	H	R	ER	BB	SO
1996	NYY vs Baltimore	0-0	0.00	0	0	0	0	0	0.0	0	0	0	0	0

#### WORLD SERIES RECORD

YEAR	Club/Opponent	W-L	ERA	G	GS	CG	Sho	SV	IP	H	R	ER	BB	SO
1996	NYY vs Atlanta	0-0	5.40	2	0	0	0	0	5.0	5	5	3	0	5

#### BOEHRINGER'S CAREER FIELDING NUMBERS

POSITION	G	PO	A	E	TC	DP	.PCT
Pitcher	22	3	4	0	7	0	1.000

#### BOEHRINGER'S BESTS

SEASON	GAME
WINS .....	2 (1996)
ERA .....	5.45 (1996)
IP .....	46.1 (1996)
SO .....	37 (1996)
WIN STREAK .....	NA
LOW-HIT CG .....	NA
IP (starter, RS) .....	5.0, 6/15/96 vs CLE
IP (starter, PS) .....	NA
IP (relief) .....	7.0, 8/26/96 at SEA
SO .....	5 (2x), last 9/14/96 at TOR
BB .....	7, 6/15/95 at DET

## BOGGS, WADE ANTHONY (Wade) 3B

#12

6-2, 197. Born 6/15/58 in Omaha, NE. Opening Day Age: 38. Resides in Tampa, FL. BL. TR. Married: Debbie (12/21/76). Children: Meagann (12/29/78), Brett (11/26/86).

**MAJOR LEAGUE SERVICE:** 14 years, 119 days.

**CONTRACT STATUS:** Signed 2-year contract on December 5, 1995, with a club option for 1998.



**1996 SEASON:** Hit .311 with 2 HR and 41 RBI...batted .300 for 14th time in his 15-year career...had 44 multi-hit games, including two 4-hit and twelve 3-hit games...was 87-for-292 (.298) in 76 games in the lead-off spot (38R, 19RBI)...needs 3 hits to reach 2,700 and 303 hits to reach the 3,000 hit plateau...reached base safely in 108 of 132 games played (82%)...recorded his fifth career 4-walk game vs. Boston, 7/1...hit his 2,000th single off Seattle's Bobby Ayala, 8/18 (41st M.L. player to do so)...hit his 500th career double off Baltimore's Rick Krivda, 6/28 (33rd M.L. player to do so)...recorded the 2,600th hit of his M.L. career off Oakland's Bobby Chouinard, 6/1...scored 1,300th run of his M.L. career 5/5 vs. Chi...was selected to play in his 12th All-Star Game (his 11th straight, M.L. record for 3B)...is the 1st Yankee 3B to ever start 4 consecutive All-Star Games and became one of only four players ever to appear in at least 12 Mid-Summer Classics (Brooks Robinson 15, Yogi Berra 14, Cal Ripken 14)...was scratched from the lineup on 9/10 with stiffness in his lower back...flew to New York on 9/11 to have his lower back examined and returned to the club on 9/15 in Toronto...all test results-including MRI-were negative...hit .158 with 2 HR in the post season...drew a 10th-inning bases-loaded walk, pinch hitting for Fox, off Atlanta's Steve Avery to give the Yankees the go-ahead run in Game 4 of the World Series.

**1995:** Hit a team-high .324 and won his second consecutive Rawlings Gold Glove Award...led league third basemen with a .981 fielding percentage, the highest ever by a Yankee third baseman...Graig Nettles is the only other Yankee third baseman ever to win a Gold Glove (1977-78)...has led AL third basemen in fielding in 2 of the last 3 seasons...Red Rolfe is the only other Yankee third baseman ever to lead the league in fielding percentage more than once (1935-36)...ranked fourth in the American League in hitting and ranked eighth with a .412 on-base percentage...batted at least .300 for the 13th time in his 14-year career...was selected to play in his 11th All-Star Game...was his 10th straight All-Star Game start extending his all-time record for third basemen...is the first Yankee third baseman ever to start 3 consecutive All-Star Games and became one of only 4 players ever to appear in at least 11 straight mid-summer classics (Brooks Robinson 15, Yogi Berra 14, Cal Ripken 13)...did not play after 9/27, missing the last 3 games of the season because of a strained left hamstring...beginning 6/21 hit .350 in his last 82 games of the season and beginning 8/8 hit .365 in his last 46 games...through July predominantly hit second in the batting order, but after Luis Polonia was designated for assignment on 8/4 made his last 45 starts of the season as the Yankees' leadoff hitter...hit .353 during that span...on 5/4 vs Bos recorded the 2,400th hit of his career, a third-inning single off Erik Hanson...hit safely in 12 of his first 13 games through 5/12...from 5/13-5/28 went 3-33, including hitless skids of 0-14 (5/13-5/21) and 0-15 (5/25-5/28), his longest hitless skid since an 0-15 in September 1992...hasn't gone hitless in more than 15 consecutive AB since August 1992, when he tied his career high by going 0-21...on 5/12, 5/13, 5/21 and 5/25 made 4 starts at first base while Mattingly recovered from a hamstring injury and eye infection...on 5/31 @Sea hit his first career pinch-hit HR, a 3-run shot in the seventh inning off Bob Wells that gave the Yankees a 9-7 lead in an 11-9 loss...on 6/7 vs Oak hit the 100th HR of his career, a solo shot off Steve Ontiveros...on 6/14 @Det was lifted for a pinch-hitter (Davis) for just the fourth time in his career...went 2-for-17 in his last 5 games before the All-Star break, including an 0-11 skid, dropping BA to .295 from .311...from 7/9-7/24 had a 12-game hitting streak (20-48, .417)...on 7/14 vs Min committed his first error since 7/5/94...snapped a string of 53 consecutive errorless games at 3B this season and a career-high 78 straight errorless games at 3B overall...previous career high was 54 consecutive games at 3B without an error in 1988...the American League record for consecutive errorless games by a third baseman is 88, set by Milwaukee's Don Money from 9/28/73-7/16/74...on 7/24, left the game with a tight left hamstring...did not start the next day but pinch-hit and went 0-1, snapping his 12-game hitting streak...in August hit a team-high .355...on 8/9 vs Bal hit Jamie Moyer's first pitch for his fifth career leadoff HR, his first since 7/15/91 vs Chi off Ramon Garcia...on 8/23 @Oak recorded the 2,500th hit of his career, a pinch-hit, RBI-single in the sixth inning

off Don Wengert...was his 12th career pinch hit...from 8/27-9/10 had a season-high 14-game hitting streak, tying O'Neill for the Yankees' longest of the season...on 8/28 vs KC went 3-3 with 2 walks, reaching base at least 5 times for the 27th time in his career...on 9/3 vs Oak came within a HR of hitting for the cycle (3-4, 2B, 3B, BB, 2RBI)...from 8/27-8/29 reached base safely in 12 of his 14 plate appearances (7 singles, 1 double, 4 walks), including a stretch in which he reached safely 10 straight times...on 9/13 @Cle, left the game in the middle of the seventh inning with a strained left hamstring that also forced him out of games on 9/17 and 9/27...also missed the last 3 games of the season...despite that injury hit .316 after 9/13. 1994: Hit .342 with 11 HR and 55 RBI and won the first Rawlings Gold Glove Award of his career...became the oldest nonpitcher ever to win the award for the first time...won a record eighth Silver Slugger Award...was named to *The Sporting News* All-Star Team and finished 13th in the American League MVP voting...recorded the highest BA ever by a Yankee third baseman...Red Rolfe in 1939 held the previous high for Yankee third basemen at .329...in the American League ranked fourth in OBP (.433) and fifth in BA (.342)...went 4-5 in each of his first 2 games of the season, his first consecutive 4-hit games since 6/8 & 6/10, 1989 vs NYY...finished the season with five 4-hit games...on 4/7 vs Tex scored a career-high 4 runs for the third time...on 5/4 @Cal recorded his 25th career sacrifice bunt, his first since 8/26/93 @Cle and his second since 5/6/87 vs Det...on 5/13 @Mil made his 51st career appearance at 1B and his first appearance there since 5/5/87 vs Oak...on 5/14 @Mil collected the 2,300th hit of his career (off Scanlan)...on 5/15 @Min homered off Mahomes to snap a streak of 390 AB without a homer, dating back to 7/4/93...was the second-longest homerless drought of his career...on 5/18 & 5/24 homered in consecutive games for the ninth time in his career and for the first time since 5/22-5/23, 1992...for the first time in his career homered in 4 consecutive starts (5/15, 5/18, 5/24, 5/25)...on 5/25 vs Tor recorded his fourth career 2-HR game, his first multi-HR game since 5/22/92 vs Oak...had a season-high 10-game hitting streak from 5/18-6/3...did not play from 5/19-5/23 because of bruised ribs suffered while breaking up a double play on 5/7 vs Bos...on 7/7 vs Cal made his first start at 1B since the final game of the 1982 season...hit 6 HR in a 10-game span from 5/15-5/31, including 5 HR in a span of 12 AB from 5/15-5/25...had x-rays taken on 7/27 for a foot injury suffered 7/24 @Cal, when he was hit by a pitch (Grahe)...x-rays were negative...on 8/10 vs Bal recorded the 800th RBI of his career (RBI-groundout off Mills)...hit safely in 71-97 games and reached base safely in 84-97 games...his .324 road BA ranked seventh in the American League...had 35 multi-hit games, including five 4-hit games, nine 3-hit games and 21 2-hit games...had nine solo HR and two 3-run HR...7 times hit third in the order (5-26, .192, 2 RBI)...only once all season went hitless in consecutive starts (6/28-6/29 @Bos)...longest hitless drought was an 0-11 skid from 6/27-7/2...made 4 appearances at 1B, including 2 starts (7/7, 7/8)...made 89 starts, including a team-high 87 starts at 3B and 2 starts at 1B...made 82 of his 89 starts batting second, most on the team...committed 10 errors in 264 chances at 3B (.962, 4th in AL) and did not commit an error in 30 chances at 1B...went 1-5 with an RBI as a pinch-hitter...did not make an appearance as the DH...hit .352 with RISP and .333 with the bases loaded...had his best month in May, hit .382 with 6 HR and 17 RBI...had 12 infield hits, tied for second on the team with BWilliams behind Polonia's 19...struck out once every 15 AB, the fourth-best ratio in the AL...7 times struck out twice in a game but did not strike out 3 times in a game.

#### MAJOR LEAGUE ACTIVE CAREER BATTING LEADERS

Player	Category	Statistic	Rank
Wade Boggs	Batting Average	.333	2nd
Wade Boggs	On-Base Pct.	.422	2nd
Wade Boggs	Intentional Walks	169	4th
Wade Boggs	Hits	2697	3rd
Wade Boggs	Doubles	518	3rd
Wade Boggs	Walks	1280	3rd
Wade Boggs	Runs Scored	1367	5th

1993: Was an American League All-Star for the ninth time...in his first season as a Yankee led the team in games (143) and hits (169)...batted over .300 for the 11th time in his 12-year career, going 3-4 in his last game of the season (10/2 vs Det) to raise his BA from .299...struck out 6 times in his first 5 games of the season, then struck out just 43 times in his last 138 games...recorded his first hit as a Yankee, a single, in the first game of the season (4/5 @Cle)...returned to Fenway Park on 5/21, went 4-4 with a walk against his former team...had a season-high 11-game hitting streak from 5/31-6/12 (.439)...that streak was snapped with an 0-4 on 6/12 @Mil in which he left the game with an injury to his right thigh...hit his first HR as a Yankee on 6/29 vs Det off Tom Bolton, a solo shot leading off the bottom of the 10th that gave the Yankees a 4-3 win...hit his second and final HR of the season on 7/4 @Oak, a 3-run HR off Shawn Hillegas...immediately following the All-Star Break was moved to the leadoff spot, hitting safely in his first 8 games batting No. 1...on 8/26 @Cle, recorded

his first sacrifice bunt since 5/6/87 vs Det...struck out 3 times on 8/31 vs Chi, his first 3-strikeout game since 8/31/90 and just the 12th 3-strikeout game of his career...hit .326 in August and .243 in September, dropping his BA from .311 to .298 heading into October...went 5-9 in his last 2 games of the year to bring his season-ending BA to .302...was named to The Sporting News AL Silver Slugger Team for the seventh time, tying the record shared by Ripken and Sandberg...for the first time in his career led AL third basemen in fielding percentage (.970)...became just the third Yankee third baseman ever to lead the AL in fielding (Dugan, 1923; Rolfe, 1935-36)...Boggs and O'Neill (.311) became just the third set of first-year Yankee teammates to hit .300 (Munson & Cater, 1970; Piniella & Maddux, 1974)...140 of his 169 hits were singles...was second on the team in runs scored (83) behind Tartabull (87)...reached base safely (H, BB) in 119-143 games (83%)...hit safely in 101-143 games, including 48 1-hit games, 41 2-hit games, nine 3-hit games and three 4-hit games...his 53 multi-hit games ranked T6th in the AL...also ranked among AL leaders with 9 sacrifice flies (T7th)...struck out an average of once every 13.1 AB, second on the team behind Mattingly's 14.2 K/AB ratio and T7th in the AL...recorded 4-hit games on 4/14 vs KC, 5/21 @Bos and 8/3 vs Tor...hit .291 with RISP and .400 (4-10, 12 RBI) with the bases loaded...made 129 starts at 3B and 8 at DH...began the season batting in the No. 2 spot but was moved to third in the order on 5/14...remained there until he was moved back to the No. 2 spot on 6/10...was moved to the leadoff spot on 7/15...ended the season as the Yanks' leadoff hitter...hit .316 batting leadoff, .272 batting in the 2-hole and .353 batting third...went 1-6 as a pinch-hitter...hit .375 in 8 games as the DH...had 11 infield hits...was not among the league leaders in intentional walks, snapping his Major League-record of 6 consecutive seasons in which he led or tied for the AL lead in IBB (since records were first kept in 1955).

#### MAJOR LEAGUE HIT LEADERS, LAST 10 YEARS (1987-96)

1. Paul Molitor .....	1811	6. Raphael Palmeiro .....	1618
2. Tony Gwynn .....	1790	7. Ruben Sierra .....	1574
3. <b>WADE BOGGS</b> .....	<b>1719</b>	8. Will Clark .....	1550
4. Kirby Puckett .....	1717	9. Eddie Murray .....	1539
5. Cal Ripken .....	1622	10. Joe Carter .....	1536

#### MAJOR LEAGUE BATTING AVERAGE LEADERS, LAST 10 YEARS (1986-95)

1. Tony Gwynn .....	.342	6. Paul Molitor .....	.320
2. Frank Thomas .....	.327	7. Edgar Martinez .....	.315
3. Mike Piazza .....	.326	8. Kenny Lofton .....	.313
T4. <b>WADE BOGGS</b> .....	<b>.323</b>	9. Julio Franco .....	.311
T4. Kirby Puckett .....	.323	10. Mark Grace .....	.309

**1992:** Was signed by the Yankees as a free agent on 12/15/92...for Boston in '92 hit .259 with 7 HR and 50 RBI, hitting below .300 for the only time in his career...set career lows in almost every offensive category...led the AL in intentional walks (19)...ranked third toughest to fan in the AL (1K every 19.3 plate apps)...hit a club-best .311 (33-106) with RISP and drove in 12-20 runners from third base with less than 2 out...hit .286 with 1 HR and 12 RBI with the bases loaded...led club with 40 multi-hit games, including three 4-hit games...ranked eighth among AL third basemen in fielding with a .952 success rate...his batting average was better than .300 on just one day, on 4/12 (.308)...notched career hit No. 2000 on 5/17 vs Cal, a single off Mark Langston...had third career 2-HR game on 5/22 vs Oak, both off Dave Stewart...hit third career grand slam on 6/12 @SkyDome off Dave Stieb...only month he hit .300 was July (.304)...followed that with worst month ever, hitting .198 in August...included was a career-tying worst 0-21 skid from 8/22-8/30...hit final HR on 8/4 @Tor off David Wells, his only HR vs LHP...named to eighth consecutive All-Star team, seventh consecutive as a starter...hit leadoff in 55 games, from the beginning of the season through 5/8 and from 7/26-8/30, hitting a combined .222 with 18 RBI in that capacity...hit in No. 3 spot in 80 games, hitting .288 with 32 RBI...his career BA fell to .338 from .345...his 1521 games played at third base are the most in Boston history.

#### ALL-TIME BATTING LEADERS (MIN. 4000 AB)

#.	PLAYER	AVG	#.	PLAYER	AVG
1.	Ty Cobb	.367	11.	Bill Terry	.341
2.	Rogers Hornsby	.358	12.	Pete Browning	.341
3.	Joe Jackson	.356	13.	Harry Heilmann	.340
4.	Ed Delahanty	.346	14.	George Sisler	.340
5.	Ted Williams	.344	15.	Lou Gehrig	.340
6.	Tris Speaker	.344	16.	Jesse Burkett	.339
7.	Billy Hamilton	.344	17.	Nap Lajoie	.338
8.	Willie Keeler	.343	18.	Tony Gwynn	.337
9.	Dan Brouthers	.342	19.	Riggs Stephenson	.335
10.	Babe Ruth	.342	20.	<b>WADE BOGGS</b>	<b>.333</b>

**MOST CONSECUTIVE .300 SEASONS TO BEGIN M.L. CAREER**

#	PLAYER	YEARS	TEAM(S)	YEARS
1.	Paul Waner	12	Pittsburgh (NL)	1926-39
2.	Al Simmons	11	Phi(AL)/Chi(AL)	1924-34
T3.	Ted Williams	10	Boston (AL)	1939-42 & 46-51
T3.	WADE BOGGS	10	Boston (AL)	1982-91

**1991:** Finished second in the majors in hitting (.332) to Julio Franco and third in OBP (.421)...hit .300-plus for 10th consecutive season...led the AL in IBB (25), a personal best...ranked T4th in the AL in doubles (42), becoming the second player in ML history with seven consecutive 40-double seasons (Ducky Medwick, 1933-39) and the fourth ML player with eight 40-double seasons overall...also ranked 1st in the AL as the toughest to fan (1K every 20 plate apps), T8th in BB (89) and T9th in hits (181)...hit a club-best .389 at home and a ML-best .361 (137-380) vs RHP...had at least 100 singles and 50 XBH for the seventh consecutive season, the first AL player since Joe DiMaggio (1936-42)...named to final AL All-Star team by UPI and *The Sporting News* and named to TSN Silver Slugger team for sixth time...a sore back forced him to miss several games in July/August...an injured right shoulder forced him to miss 6 of the final 8 games of the season...drove in 17-22 runs from third base with less than 2 out...on 7/15 vs Chi (Ramon Garcia), hit fourth career leadoff-the-game HR...had career-tying high 5 hits and 3 doubles on 7/31 vs Oak...had 52 multi-hit games...hit in a season-high 10 straight games in August...batted leadoff 108 times (.347 BA) and batted third 32 times (.271 BA)...hit .415 in July...from 7/31 on, ranked in the top 3 in BA, peaking at .343 on 8/12-13...his .338 BA on 9/1 led the AL for the first time since 8/29/89...final time leading was on 9/9 (.339 BA).

**MOST CONSECUTIVE 200-HIT SEASONS, MODERN ERA (1903 - PRESENT)**

#	PLAYER	TEAM	YRS	HITS
1	WADE BOGGS	Boston (1983-89)	7	210-203-240-207-200-214-205
2	Al Simmons	A's/Chi (1929-33)	5	212-211-200-216-200
3	Chuck Klein	Phillies (1929-33)	5	219-250-200-226-223
4	Charlie Gehringer	Detroit (1933-37)	5	204-214-201-227-209
5	Bill Terry	NY Giants (1929-32)	4	226-254-213-225
6	Paul Waner	Pittsburgh (1927-30)	4	237-223-200-217
7	Jack Tobin	SL Browns (1920-23)	4	202-236-207-202

Willie Keeler accomplished the feat in eight consecutive years from 1894-1901, prior to the start of the modern era.

**1990:** Drew fewer than 100 walks (87) for the first time since 1985 and struck out a career-worst 68 times...was never closer than fourth in the AL batting race...led the AL with 19 IBB, ranked second in hits (187), T2nd in multi-hit games (54), T3rd in doubles (44), was 6th in OBP (.386), 8th in BB and T10th in XBH (55)...his 275 times reaching base led the AL for the eighth straight season (had led Majors in past 7 seasons)...tied ML record with 3 IBB in a 9 inning game on 4/10 vs Det...hit leadoff in first 90 games until moving into the 3-hole on 7/23...hit a season-best .312 five times, the last on 9/12...hit .275 in September after hitting .365 career in the month, prior...hit .316 over the final 98 games...hindered by injury on 3 different occasions, an injured left wrist in May, a fractured right toe in August and back/hip problems in September...had 5 HR through June but didn't hit final blast until 9/28...hit a club-best .338 with RISP and drove home 20-31 runners from third base with less than 2 out...was 6-13 with 14 RBI with the bases loaded...hit .359 at home and a career-low .245 on the road...hit .319 vs RHP and .274 vs LHP...ranked T1st in the AL, playing 152 games at 3B and made 20 errors (T4), his highest total since 1984...in the ALCS vs Oak, led club with a .438 BA (7-16), hitting safely in all 4 games...also hit only HR in the series by either team, in Game 1 (Dave Stewart)...he and Burks were the only players in the series with 2 XBH. **1989:** Hit .330 with 3 HR, 54 RBI, a league-tying best 113 runs and a league-leading 51 doubles and .430 OBP...after a hot start (.419 BA through 10 games) was hitting a season-low .288 through 5/23...after leading the league in hitting on 4/14 (.421 BA) he didn't lead again until 8/8...from that point on, alternated between first and second with Kirby Puckett, leading for the last time on 8/29 (.341 BA)...had a 2-27 stretch (including an 0-16 in the middle) in early September, falling out of the race on 9/19 (.322 BA)...hit .447 over the season's final 9 games...reached base safely (H, BB or HBP) 319 times, the fifth straight year (and sixth overall) he reached base 300-plus times...six times overall ranks tied for fourth most in ML history with Stan Musial behind Gehrig, Ruth (9) and Williams (7)...marked the seventh consecutive year leading the majors in reaching base safely...also had his seventh consecutive season with 200-plus hits, extending his modern-day record (since 1900)...coupled with his 107 walks, became the only ML player to post 200-hit, 100-walk efforts in 4 consecutive seasons...hit leadoff in 123 games (.312 BA) and third in 32 games (.407 BA)...ranked in top 3 in eight AL categories...led the AL in IBB

(19), was T2nd in the ML in hits, was T2nd in the AL in multi-hit games (58), and was third in the AL in BA and BB...had six 4-hit games...hit .339 with RISP...ranked eighth toughest to fan in the AL...named AL Player of the Week for 5/1-5/7...led AL third basemen in DP (29) and putouts (123) and finished second in games (152)...his .958 fielding percentage ranked fourth...voted to fourth straight All-Star team and hit second of first-inning back-to-back HR with Bo Jackson.

**REACHING BASE 300 TIMES (H+BB+HP):** Since 1901, only 43 players (totaling 93 times) have achieved that feat, including 25 AL players (61 times) and 18 NL players (32 times)...the top 10 all-time totals have been accomplished by American Leaguers, with the highest NL total coming from Lefty O'Doul (334) in 1929 (T11th most)...since 1958, only 14 players have accomplished the feat (10 AL and 4 NL), doing so 24 times... Boggs' 1988 total of 292 times fell short but still led the majors...only 11 players have accomplished the feat 3 times or more: Gehrig & Ruth (9), Williams (7), Boggs & Musial (6), Rose (5), Foxx & Hornsby (4), Gehringer, Mantle & Speaker (3).

**PLAYERS TO REACH BASE SAFELY 300 TIMES, SINCE 1958**

PLAYER	TIMES	YEARS	TOTALS
WADE BOGGS	6	1983, 85-89	303-340-312-307-342-319
Pete Rose	5	1969, 73, 75-76, 79	311-301-310-307-305
Frank Thomas	2	1991-92	317-312
Norm Cash	1	1961	326
Lenny Dykstra	1	1993	325
John Olerud	1	1993	321
Mo Vaughn	1	1996	316
Carl Yastrzemski	1	1970	315
Tony Phillips	1	1993	313
Rod Carew	1	1977	311
Barry Bonds	1	1993	309
Edgar Martinez	1	1995	306
Tony Gwynn	1	1987	303
Harmon Killebrew	1	1969	303
Rickey Henderson	1	1980	301

**1988:** Hit .366 to win his fourth consecutive AL batting title and fifth in the last 6 years...became the first player since 1900 to post 6 consecutive 200-hit seasons and joined Lou Gehrig (1930-32) as the only players ever with 3 consecutive 200-hit, 100-walk seasons...led the majors with 128 runs, the most by a Boston player since Dom DiMaggio in 1950 (131)...also led the majors in doubles (45), walks (125) and OBP (.476)...ranked second in the majors in hits (214), and multi-hit games (64), his fourth time with 60-plus multi-hit games...tied with teammate Mike Greenwell for the AL lead in IBB (18)...joined Ted Williams (4 times), Carl Yastrzemski and Rogers Hornsby (2 times each) as the only players to lead their league in BA and BB in the same season more than once...reached base safely (via H, BB or HBP) 342 times, tying Lou Gehrig for the sixth-highest total ever and posted the highest total since Williams (358) in 1949...hit .400 in a month twice, May (.400) and Sept (.423)...hit an AL best .351 on the road...hit .382 at Fenway...hit primarily in the 3-hole (63 times) until mid-June, when he moved into the leadoff spot (91 times)...led the AL in hitting from 7/31 on, with the exception of 8/14 (trailed Puckett .356 to .355)...4-5 HR came at home and 2 went into the leftfield screen...hit only career inside-the-park HR on 7/2@KC (Leibrandt)...led AL third basemen in putouts (122) and ranked fourth in fielding (.971)...the AL Player of the Week from 8/22-28...named to UPI, *The Sporting News* and *Baseball America* AL All-Star teams and to the AP ML All-Star team...named to *The Sporting News'* Silver Slugger Team...in the ALCS vs Oak, led the club with a .385 BA (5-13, 3 RBI). **1987:** Led the league in hitting (.363 BA) and for the third straight season led the majors in OBP (.461)...an end of the season injury to his left knee caused him to pinch-hit just once in the final 12 games and prevented him from leading the majors in several offensive categories...had surgery on 10/1...reached base 307 times...set career highs in HR (24), RBI (89), TB (324), slugging (.588), XBH (70), and IBB (19), with his IBB leading the AL...ranked 2nd in the AL in doubles, 3rd in slugging and BB, 4th in hits and T4th in XBH...was hitting .283 through first 25 games when he was moved into the three-hole on 5/5...hit .379 the rest of the year...had a 25-game hit streak from 5/28-6/24, during which he hit .458 (44-96)...was third 20-plus game hit streak and second longest of his career...led the league in hitting from 6/17 on...hit .485 in June to win AL Player of the Month honors...season-high BA was .391 on 6/30...notched career hit No. 1000 on 4/30 in the Kingdome off Scott Bankhead...hit second career grand slam on 6/29 vs Bal (Scott McGregor), driving in 7 runs that day...hit 7 HR vs LHP and 11 HR either tied game or put Sox ahead...went hitless in more than 2 games only once, a 4-game stretch from 9/14-18...had 39 game-tying and go-ahead RBI...drove in 26-35 runners from third base with less than 2 out...hit a sizzling .411 at home, the third highest home-BA in club history...hit .312 on the road and .377 vs RHP...his only sacrifice came on 6/6 vs Min...from 1984-87, converted

on 16-16 sacrifice attempts...hit .375 (9-24, 3 HR, 9 RBI) on 0-2 pitches...led Major League third basemen in DPs (37) and ranked third in the AL in fielding (.965), making only 14 errors (4 throwing)...on 5/5 vs Oak, made first app. at first base since 1982...voted to UPI, *The Sporting News* and *Baseball America* AL All-Star teams and the AP Major League All-Star team...named to *The Sporting News'* Silver Slugger team...ranked second in Gold Glove voting...named AL Player of the Week from 6/15-21.

#### PLAYERS WITH 200 HITS AND 100 WALKS IN THE SAME SEASON:

In history, only 10 players (22 times) have had 200 hits and 100 walks in the same season...in 1989, Boggs became the first player to accomplish the feat in 4 consecutive seasons...when he did it for the first time in 1986, he became the first player since Stan Musial in 1953 to accomplish the feat...has been accomplished by Gehrig (7), Boggs (4), Ruth (3), Musial (2) and Cobb, English, Foxx, Greenberg, Wilson and Olerud, once each.

YEAR	PLAYER	TEAM	LEAGUE	HITS	BB
1993	John Olerud	Toronto	AL	200	114
1989	WADE BOGGS	Boston	AL	205	107
1988	WADE BOGGS	Boston	AL	214	125
1987	WADE BOGGS	Boston	AL	200	105
1986	WADE BOGGS	Boston	AL	207	105
1953	Stan Musial	St. Louis	NL	200	105
1949	Stan Musial	St. Louis	NL	207	107
1937	Lou Gehrig	New York	AL	200	127
1937	Hank Greenberg	Detroit	AL	200	102
1936	Lou Gehrig	New York	AL	205	130
1934	Lou Gehrig	New York	AL	210	109
1932	Lou Gehrig	New York	AL	208	108
1932	Jimmie Foxx	Philadelphia	AL	213	116
1931	Lou Gehrig	New York	AL	211	117
1930	Woody English	Chicago	NL	214	100
1930	Hack Wilson	Chicago	NL	208	105
1930	Lou Gehrig	New York	AL	220	101
1927	Lou Gehrig	New York	AL	218	109
1924	Babe Ruth	New York	AL	200	142
1923	Babe Ruth	New York	AL	205	170
1921	Babe Ruth	New York	AL	204	144
1915	Ty Cobb	Detroit	AL	208	118

**1986:** Led the majors in BA (.357), BB (105), OBP (.453) and reaching base safely (312 times)...led the club in doubles with 47 (2nd in AL), runs (107), and hits (207--4th in AL)...became the first Red Sox player ever and the first in the majors since Stan Musial in 1953 to notch a 200-hit, 100-walk season...had 63 multi-hit games...had 5-hit games on 5/20 vs Min and 5/31 @Min...added six 4-hit games and a 20-game hit streak from 8/29-9/18, hitting .405 (34-84) in that span...hit safely in his final 7 games at .548 to up BA from .346 to .357...missed the season's final 4 games with a pulled right hamstring...hit .471 with 20 RBI in May to earn AL Player of the Month honors...season peaked out at .404 on 6/6...lost mother to an auto accident on 6/17...BA was at .380 at that time...hit a then career-low .247 in July, but hit .353 in Aug and .398 in Sept...moved into leadoff spot on 8/6 and hit .385 over the next 51 games...hit first career grand slam on 5/25 @Tex (Mike Mason)...hit a club-best .359 (42-117) with RISP and drove home 17-24 runners from third base with less than 2 out...hit .357 at Fenway and .356 on the road...road-BA was club's highest since Williams in 1957 hit .374...hit .359 vs RHP and .352 vs LHP...hit .324 from the 7th inning on...made first All-Star Game appearance...led AL third basemen in putouts (121), T2nd in DPs (30) and was 4th in total chances (408)...voted to Sporting News and UPI AL All-Star teams...hit safely in 6-7 ALCS games vs Cal at .233...had 2 RBI in Game 7...hit .290 in the World Series vs the Mets...had the GWRBI in Game 2 and had 3 hits in Game 6. **1985:** Hit .368 to lead the majors...was highest mark by a Sox hitter since Williams hit .388 in 1957...had 240 hits, the most in the majors since the NY Giant's Bill Terry had 254 hits in 1930 and the most in the AL since Heinie Manush had 241 hits for the 1928 St. Louis Browns...also led the majors in singles (187), setting an AL record, multi-hit games (72), setting a club record and in OBP (.450)...had a 28-game hit streak (3rd-longest in club history)...reached base safely 340 times, in 152-161 games...set an AL record with 758 plate appearances, breaking Bobby Richardson's 1962 record (754)...hit safely in 135 games, tying Chuck Klein's Major League record (1930) and breaking Al Simmons' AL mark (133 games in 1925)...never went hitless in more than 2 straight games and longest hitless skid was 10 AB (twice, both by 5/21)...hit .300 through 6/12 and .402 over the remainder of the season...had seven 4-hit games and 19 3-hit games...hit .418 at home, the second highest home-mark in club history (Williams hit .429 in 1941)...hit .397 with RISP...ranked third in the AL in doubles (42), 4th in total bases (312), and 5th in BB (96)...led AL third basemen in total chances (486), was T1st in games and second in

putouts (134)...was the BoSox Club's "Man of the Year" for his cooperation in community efforts and contributions to the team. **1984:** Hit .325 (3rd in AL) with 6 HR and 55 RBI...led the majors in reaching base (292 times), was second in the AL in multi-hit games (57), hits (203) and OBP (.407)...hit .290 through 7/1, enduring a career-worst 0-21 skid...hit .323 in July, .326 in August and .405 in September to raise BA...ended the season by hitting safely in 11 straight games...had a 2-HR game on 8/6 vs Det, also doubling and singling in that game to post a career-best 11 total bases...had seven 4-hit games, including back-to-back games vs the Yankees on 9/8-9/9...hit .352 at home and .296 on the road...led AL third basemen in games (156) and double plays (30). **1983:** Led the majors with a .361 BA, a .449 OBP and 68 multi-hit games...ranked second in the majors in hits (210) and doubles (44) and ranked third in the AL in BB (89)...became the ninth Red Sox player to win a batting title...BA was highest since Williams hit .388 in 1957...hit .397 at home and .321 on the road...AL Player of Week 7/11-7/17. **1982:** First year with the Red Sox after 5 consecutive .300-plus years in the minors...set the AL rookie record (minimum of 100 games) with a .349 BA...placed in starting lineup on 6/25 when Carney Lansford suffered an injury...finished third in the AL Rookie of the Year voting behind Cal Ripken, Jr. and Kent Hrbek...hit .361 over the remainder of the season... played 44 games at third and 49 at first base, starting the final 35 games at first base...first Major League hit came on 4/26 in Old Comiskey off Rich Dotson.

### BOGGS' MILESTONE HITS

HIT #	DATE	SITE	PITCHER
1	4/26/82	Old Comiskey Park	Rich Dotson
500	9/18/84	Exhibition Stadium	Luis Leal
1000	4/30/87	The Kingdome	Scott Bankhead
1500	7/21/89	Fenway Park	Melido Perez
2000	5/17/92	Fenway Park	Mark Langston
2500	8/23/95	Oakland Coliseum	Don Wengert

**1981:** Hit .335 to win the International League batting title, securing the award on the season's final day...set nine Pawtucket (Class AAA) records for LH hitters...also led the IL in hits (167) and doubles (41). **1980:** Hit .306 at Pawtucket, losing the IL batting title on the final day by .0007 to Toledo's Dave Engle. **1979:** Hit .325 at Class AA Bristol, ranked second in the Eastern League in hitting...led league third basemen in fielding percentage (.953)...named to EL All-Star team. **1978:** Hit .311 at Bristol, finishing third in the Eastern League in hitting. **1977:** First year of professional baseball...hit .332 at Winston-Salem, finishing fourth in the Carolina League in hitting...named to league and Topps Class A All-Star teams.

### THE BOGGS FACTOR

Of the 2123 games in which Boggs has played, he has achieved multi-hit status in 793 (37%)...he has had at least one hit in 1539 games (72%)...the most truly amazing number is 1722, or the number of games in which Wade has reached base safely via hit, walk or hit by pitch, translating into an 81% rate of reaching base safely at least once in any given game.

1-hit games	792
2-hit games	526
3-hit games	207
4-hit games	57
5-hit games	3

**PERSONAL:** Was signed by George Digby on 6/10/76...played shortstop at H.B. Plant High School in Tampa, where he was team MVP, All-Conference, All-State and All-America...also was All-State and a 3-year letterman as a kicker on the football team...played shortstop in Little League and American Legion ball...is involved in fund-raising for Multiple Sclerosis organization and is involved in the American Cancer Society...played in the 1992 post-season Major League tour of Japan...wrote a charity-driven cookbook called "Fowl Tips."

### CAREER PLAYING RECORD

- \* Rawlings American League Gold Glove Award, third base, 1994, 1995.
- \* Holds AL record for third basemen for consecutive All-Star Game starts (10), 1986-95.
- \* Led AL third basemen in fielding percentage, 1993 (.970), 1995 (.981).
- \* Named third baseman on *The Sporting News* AL All-Star Team, 1983, 1985-1988, 1991, 1994.
- \* Named third baseman on *The Sporting News* AL Silver Slugger Team, 1983, 1986-1989, 1991, 1993-94.
- \* Led AL in intentional walks, 1987 (19), '89 (19), '90 (19), '91 (25), '92 (19).
- \* Tied for the AL lead in intentional walks (18), 1988.
- \* Holds ML record for most consecutive seasons leading league in IBB (6), 1987-1992.
- \* Shares AL single-season record for fewest chances, third baseman (349), 150+ games, 1990.
- \* Led AL in doubles (51), OBP (.430), and IBB (19); tied for lead in runs (113), 1989.
- \* Led AL third basemen in double plays (29) and putouts (123), 1989.
- \* Holds AL record for most consecutive seasons with 200+ hits (7), 1983-1989.

- \* Led AL in batting (.366), runs (128), doubles (45), on-base percentage (.476), walks (125) and grounded into double plays (23); tied for lead in IBB (18), 1988.
- \* Led AL third basemen in putouts (122), 1988.
- \* Shares AL record for fewest double plays, third baseman (17), 150+ games, 1988.
- \* Led AL in batting (.363), on-base percentage (.461) and intentional walks (19), 1987.
- \* Led AL third basemen in double plays (37), 1987.
- \* Led AL in batting (.357), on-base percentage (.453) and walks (105), 1986.
- \* Led AL third basemen in putouts (121), 1986.
- \* Led AL in batting (.368), hits (240) and on-base percentage (.450), 1985.
- \* Shares ML single-season record for most games, one or more hits (135), 1985.
- \* Holds AL single-season record for most singles (187), 1985.
- \* Led AL third basemen in total chances (486), 1985.
- \* Led AL third basemen in double plays (30), 1984; tied for lead in errors (20), 1984.
- \* Led AL in batting (.361) and on-base percentage (.449), 1983.
- \* Led AL third basemen in errors (27), 1983.
- \* Holds AL rookie record for highest batting average (.349), 100+ games, 1982.

YEAR	CLUB	AVG	G	AB	R	H	2B	3B	HR	RBI	BB	SO	SB
1976	Elmira	.263	57	179	29	47	6	0	0	15	29	15	2
1977	Winston-Salem	.332	117	422	67	140	13	1	2	55	65	22	8
1978	Bristol	.311	109	354	63	110	14	2	1	32	53	25	1
1979	Bristol-a	.325	113	406	56	132	17	2	0	41	66	21	11
1980	Pawtucket	.306	129	418	51	128	21	0	1	45	64	25	3
1981	Pawtucket	+.335	137	498	67	+167	+41	3	5	60	89	41	4
1982	BOSTON	.349	104	338	51	118	14	1	5	44	35	21	1
1983	BOSTON	+.361	153	582	100	210	44	7	5	74	92	36	3
1984	BOSTON	.325	158	625	109	203	31	4	6	55	89	44	3
1985	BOSTON	+.368	161	653	107	+240	42	3	8	78	96	61	2
1986	BOSTON	+.357	149	580	107	207	47	2	8	71	+105	44	0
1987	BOSTON	+.363	147	551	108	200	40	6	24	89	105	48	1
1988	BOSTON	+.366	155	584	+128	214	+45	6	5	58	+125	34	2
1989	BOSTON	.330	156	621	#113	205	+51	7	3	54	107	51	2
1990	BOSTON	.302	155	619	89	187	44	5	6	63	87	68	0
1991	BOSTON	.332	144	546	93	181	42	2	8	51	89	32	1
1992	BOSTON	.259	143	514	62	133	22	4	7	50	74	31	1
1993	YANKEES-b	.302	143	560	83	169	26	1	2	59	74	49	0
1994	YANKEES	.342	97	366	61	125	19	1	11	55	61	29	2
1995	YANKEES-c	.324	126	460	76	149	22	4	5	63	74	50	1
1996	YANKEES	.311	132	501	80	156	29	2	2	41	67	32	1
<b>Minor League Totals</b>		<b>.318</b>	<b>662</b>	<b>2277</b>	<b>333</b>	<b>724</b>	<b>112</b>	<b>8</b>	<b>9</b>	<b>248</b>	<b>366</b>	<b>149</b>	<b>29</b>
<b>NYY Totals</b>		<b>.320</b>	<b>498</b>	<b>1887</b>	<b>300</b>	<b>599</b>	<b>96</b>	<b>8</b>	<b>20</b>	<b>218</b>	<b>276</b>	<b>160</b>	<b>4</b>
<b>Major League Totals</b>		<b>.333</b>	<b>2123</b>	<b>8100</b>	<b>1367</b>	<b>2697</b>	<b>518</b>	<b>55</b>	<b>105</b>	<b>905</b>	<b>1280</b>	<b>630</b>	<b>20</b>

+ denotes league leader, # denotes tied for league lead.

Selected by Boston in the seventh round of the June 1976 free-agent draft.

a - On disabled list April 20-May 2, 1979.

b - Signed by New York (AL) as a free agent on December 15, 1992.

c - Signed by New York (AL) as a free agent on December 5, 1995.

CLUB	1996					CAREER				
	AB	H	HR	RBI	.AVG	AB	H	HR	RBI	.AVG
Baltimore	40	12	0	4	.300	665	211	8	68	.317
Boston	32	8	0	0	.250	131	34	0	12	.260
Detroit	40	17	0	2	.425	656	239	10	75	.364
New York	-	-	-	-	-	458	151	2	44	.330
Toronto	33	14	1	4	.424	637	213	13	73	.334
<b>vs East</b>	<b>145</b>	<b>51</b>	<b>1</b>	<b>10</b>	<b>.352</b>	<b>2547</b>	<b>848</b>	<b>33</b>	<b>272</b>	<b>.333</b>
Chicago	40	15	1	4	.375	565	188	9	68	.333
Cleveland	43	11	0	5	.256	705	233	9	76	.330
Kansas City	44	11	0	1	.250	627	211	7	59	.337
Milwaukee	40	11	0	1	.275	627	205	5	66	.327
Minnesota	42	12	0	2	.286	633	223	6	79	.352
<b>vs Central</b>	<b>209</b>	<b>60</b>	<b>1</b>	<b>13</b>	<b>.287</b>	<b>3157</b>	<b>1060</b>	<b>36</b>	<b>348</b>	<b>.336</b>
Anaheim	21	5	0	1	.238	584	196	8	67	.337
Oakland	41	16	0	6	.390	611	184	10	70	.301
Seattle	48	14	0	9	.292	612	210	7	78	.343
Texas	37	10	0	2	.270	589	199	11	70	.338
<b>vs West</b>	<b>147</b>	<b>45</b>	<b>0</b>	<b>18</b>	<b>.306</b>	<b>2396</b>	<b>789</b>	<b>36</b>	<b>285</b>	<b>.329</b>
Home	273	90	2	25	.330	4045	1460	62	480	.361
Road	228	66	0	16	.289	4055	1228	43	425	.303
1st Half	293	97	2	26	.331	4229	1387	62	488	.328
2nd Half	208	59	0	15	.284	3871	1310	43	417	.338
vs RHP	363	119	0	29	.328	5598	1952	79	597	.349
vs LHP	138	37	0	12	.268	2502	745	24	308	.298
Pinch-hit	7	2	0	1	.286	54	15	1	12	.278
Des.hitter	17	10	0	2	.588	171	57	2	14	.333
April	81	24	0	6	.296	1013	305	9	100	.301
May	90	34	1	9	.378	1310	445	26	175	.340
June	100	34	1	11	.340	1405	472	20	158	.336
July	80	20	0	2	.250	1433	487	20	174	.340
August	106	32	0	11	.302	1540	517	20	150	.336
Sept/Oct.	44	12	0	2	.273	1399	471	10	148	.337

**BOGGS CAREER BY PARK**

PARK	AVG	AB	H	HR	RBI	PARK	AVG	AB	H	HR	RBI
Bal. (Memorial)	.296	253	75	2	19	Chi. (Old)	.276	185	51	3	21
Bal. (Camden)	.237	93	22	2	9	Chi. (New)	.258	97	25	1	9
Bos.	.369	3122	1151	49	376	Cle. (Municipal)	.331	296	98	2	30
Det.	.327	321	105	3	34	Cle. (Jacobs)	.250	56	14	0	8
N.Y.	.331	1206	399	14	123	K.C.	.341	317	108	2	31
Tor. (Exhibition)	.323	130	42	1	13	Min.	.304	336	102	2	37
Tor. (SkyDome)	.273	172	47	2	17	Min.	.320	328	105	5	45
<b>EAST</b>	<b>.348</b>	<b>5297</b>	<b>1841</b>	<b>73</b>	<b>591</b>	<b>CENTRAL</b>	<b>.315</b>	<b>1615</b>	<b>503</b>	<b>15</b>	<b>181</b>
Ana.	.331	302	100	5	32	Tex. (Arlington)	.310	255	79	3	24
Oak.	.233	288	67	3	31	Tex. (Ballpark)	.205	39	8	1	4
Sea.	.326	304	99	5	39	<b>WEST</b>	<b>.299</b>	<b>1188</b>	<b>353</b>	<b>17</b>	<b>130</b>

**BOGGS' BEST ANNUAL AVERAGE IN EACH PARK**

PARK	YEAR	AVG	H	AB	PARK	YEAR	AVG	H	AB
Bal. (Mem)	1986	.387	12	31	Cal.	1984	.480	12	25
Bal. (Camden)	1994	.400	4	10	Chi. (Old)	1988	.375	9	24
Bos.	1996	.455	5	11	Chi. (New)	1992	.375	6	16
Cle. (Municipal)	1987	.571	12	21	K.C.	1989	.480	12	25
Cle. (Jacobs)	1994	.400	4	10	Min.	1986	.542	13	24
Det.	1986	.452	14	31	Oak.	1996	.375	6	16
Mil.	1986	.526	10	19	Sea.	1988	.500	12	24
N.Y.	1988	.478	11	23	Tex. (Arlington)	1992	.429	9	21
Tor. (Exhib)	1988	.474	9	19	Tex. (Ballpark)	1996	.263	5	19
Tor. (Dome)	1991	.571	8	14					

**ALL-STAR GAME RECORD**

YEAR	CLUB, SITE	AVG	G	AB	R	H	2B	3B	HR	RBI	BB	SO	SB
1985	AL, Minneapolis	-	1	0	0	0	0	0	0	0	1	0	0
1986	AL, Houston	.333	1	3	0	1	0	0	0	0	1	0	0
1987	AL, Oakland	.000	1	3	0	0	0	0	0	0	0	0	0
1988	AL, Cincinnati	.333	1	3	0	1	0	0	0	0	0	0	0
1989	AL, Anaheim	.333	1	3	1	1	0	0	1	1	0	0	0
1990	AL, Chicago	1.000	1	2	0	2	0	0	0	0	1	0	0
1991	AL, Toronto	.500	1	2	1	1	0	0	0	0	1	0	0
1992	AL, San Diego	.333	1	3	1	1	0	0	0	0	0	1	0
1993	AL, Baltimore	.000	1	1	0	0	0	0	0	0	1	0	0
1994	AL, Pittsburgh	.333	1	3	1	1	0	0	0	0	0	2	0
1995	AL, Texas	.500	1	2	0	1	0	0	0	0	0	0	0
1996	AL, Philadelphia	.000	1	3	0	0	0	0	0	0	0	0	0
<b>All-Star Game Totals</b>		<b>.321</b>	<b>12</b>	<b>28</b>	<b>4</b>	<b>9</b>	<b>0</b>	<b>0</b>	<b>1</b>	<b>1</b>	<b>5</b>	<b>3</b>	<b>0</b>

**DIVISION SERIES RECORD**

YEAR	Club/Opponent	AVG	G	AB	R	H	2B	3B	HR	RBI	BB	SO	SB
1995	NYY vs Seattle	.263	4	19	4	5	2	0	1	3	3	5	0
1996	NYY vs Texas	.083	3	12	0	1	1	0	0	0	0	2	0
<b>Division Series Totals</b>		<b>.194</b>	<b>7</b>	<b>31</b>	<b>4</b>	<b>6</b>	<b>3</b>	<b>0</b>	<b>1</b>	<b>3</b>	<b>3</b>	<b>7</b>	<b>0</b>

**LEAGUE CHAMPIONSHIP SERIES RECORD**

YEAR	Club/Opponent	AVG	G	AB	R	H	2B	3B	HR	RBI	BB	SO	SB
1986	Boston vs Cal	.233	7	30	3	7	1	1	0	2	4	1	0
1988	Boston vs Oak	.385	4	13	2	5	0	0	0	3	3	4	0
1990	Boston vs Oak	.438	4	16	1	7	1	0	1	1	0	3	0
1996	NYY vs Baltimore	.133	3	15	1	2	0	0	0	0	1	3	0
<b>ALCS Totals</b>		<b>.284</b>	<b>18</b>	<b>74</b>	<b>7</b>	<b>21</b>	<b>2</b>	<b>1</b>	<b>1</b>	<b>6</b>	<b>8</b>	<b>11</b>	<b>0</b>

**WORLD SERIES RECORD**

YEAR	Club/Opponent	AVG	G	AB	R	H	2B	3B	HR	RBI	BB	SO	SB
1986	Boston vs Mets	.290	7	31	3	9	3	0	0	3	4	2	0
1996	NYY vs Atlanta	.273	4	11	0	3	1	0	0	2	1	0	0
<b>World Series Totals</b>		<b>.286</b>	<b>11</b>	<b>42</b>	<b>3</b>	<b>12</b>	<b>4</b>	<b>0</b>	<b>0</b>	<b>5</b>	<b>5</b>	<b>2</b>	<b>0</b>

YEAR	M-H							GW			SLG	OBP
	GAMES	SH	SF	GIDP	HBP	IBB	CS	RBI	TB			
1982	34	4	4	9	0	4	0	3	149	.441	.410	
1983	68	3	7	15	1	2	3	8	283	.486	.449	
1984	57	8	4	13	0	6	2	5	260	.416	.407	
1985	72	3	2	20	4	5	1	5	312	.478	.450	
1986	63	4	4	11	0	14	4	10	282	.486	.453	
1987	58	1	8	13	2	+19	3	15	324	.588	.461	
1988	64	0	7	+23	3	#18	3	2	286	.490	.476	
1989	58	0	7	19	7	+19	6	-	279	.449	.430	
1990	54	0	6	14	1	+19	0	-	259	.418	.386	
1991	52	0	6	16	0	+25	2	-	251	.460	.421	
1992	40	0	6	10	4	+19	3	-	184	.358	.353	
1993	53	1	9	10	0	4	1	-	203	.363	.378	
1994	35	2	4	10	1	3	1	-	179	.489	.433	
1995	42	0	7	13	0	5	1	-	194	.422	.412	
1996	44	1	5	10	0	7	2	-	195	.389	.389	
<b>ML Totals</b>		<b>794</b>	<b>27</b>	<b>86</b>	<b>206</b>	<b>23</b>	<b>169</b>	<b>32</b>	<b>48</b>	<b>3640</b>	<b>.449</b>	<b>.422</b>

+ denotes league leader, # denotes tied for league lead.

### BOGGS' CAREER FIELDING NUMBERS

POSITION	G	PO	A	E	TC	DP	.PCT
Third Base	1986	1411	3875	211	5497	382	.962
First Base	63	532	58	3	593	46	.995
Outfield	1	1	0	0	1	0	1.000
Major League Totals	1927	1882	3732	207	5821	404	.964

### BOGGS' BESTS

SEASON	GAME
AVG ..... .368 (1985)	H ..... 5 (3x), last 7/31/91 vs OAK
H ..... 240 (1985)	HR ..... 2 (4x), last 5/25/94 vs TOR
HR ..... 24 (1987)	RBI ..... 7, 6/29/87 vs BAL
RBI ..... 89 (1987)	RUNS ..... 4 (4x), last 5/8/96 at TOR
HIT STREAK .... 28 gms (1985)	TB ..... 11, 8/6/84 vs DET (2)

## CONE, DAVID BRIAN (David) RHP

#36

6-1, 190. Born 1/2/63 in Kansas City, MO. Opening Day Age: 34. Resides in New York, NY. BL. TR. Married: Lynn, 11/12/94.

**MAJOR LEAGUE SERVICE:** 10 years, 5 days.

**CONTRACT STATUS:** Signed a 3-year contract, with 2 option years, on December 22, 1995. Contract extends through the 1998 season.



**1996 SEASON:** Made comeback from circulatory problem and surgery to remove small aneurysm in right arm...made 1st Opening-Day start as a Yankee (3rd in career) on 4/2 at Cle...held defending AL Champs to 2 hits over 7IP in 7-1 Yankee win...after going 3-1, 2.61 ERA in 1st 4 starts, underwent angiogram on 4/27 which determined a circulatory problem...pitched CG win vs. Chi on 5/2 to go 4-1, 2.03, but after prescribed medication did not achieve desired results, additional tests revealed small aneurysm in upper part of his right arm...placed on 15-day D.L. on 5/8...successful surgery to remove the aneurysm was performed on 5/10 at Columbia Presbyterian Medical Center (NY)...was taken off blood-thinning medication on 6/13 and soft tossed at Yankee Stadium on 6/26...began conditioning in Tampa, FL, on 7/16, on 8/16, threw 55 pitches in 3-inning simulated game at YS in preparation for rehab assignment...made 2 rehab starts at Double-A Norwich --on 8/21 and 8/26--before dramatic comeback on 9/2 at Oak...in 1st appearance since 5/2, held A's hitless for 7 innings before giving way to M. Rivera after 85 pitches...duo combined for 1-hit, 5-0 victory...was 3-1, 3.94 in 5 September starts after return...loss vs. Tor on 9/7 was 1st as Yankee at Yankee Stadium after 8-0 start in '95-'96...fell 1 home win short of being 1st Yankee starter to begin career 9-0 at YS since Hank Borowy in '42...is 9-1 as NYY at Yankee Stadium...made starts in Division Series (Game 1), ALCS (Game 2) and World Series (Game 3)...helped turn World Series around, limiting Braves to 1ER on 6H in 6IP in 5-2 NY win...held opponents to .198 BA (50-253)...in last 5 years (1992-96), ranks 2nd among MLB pitchers in ERA (3.15), 77th in wins (69) and 8th in strikeouts (846)...was honored by the Baseball Assistance Team (BAT) with the Bart Giamatti "Caring" Award, presented annually to an active player for his "caring feeling for the community"...in November, received the Marty Lyons Foundation's 1st annual "Children's Award" for his off-the-field accomplishments which have touched the lives of children...in May, he was honored with the Mickey Mantle Foundation's 1st annual "Team Valor Award" presented to sports heroes who best exemplify Mickey's spirit and courage. **1995:** Went 18-8, 3.57 with 6 CG and 2 SHO in 30 starts for the Yankees and Blue Jays...in September overcame problems with blisters on his fingers to go 4-1, 3.83 in 6 starts as the Yankees battled for the American League wild card playoff spot...went 3-0, 1.50 in his last 3 starts of the season, including a 6-3 victory @Mil on 9/27 on 3 days rest...on 7/28 was acquired from Toronto in exchange for right-handed minor league pitchers Marty Janzen, Jason Jarvis and Mike Gordon...on 4/6 was traded to the Blue Jays from Kansas City in exchange for minor league infielders Chris Stynes and Tony Medrano and reliever David Sinnes...led the American League in IP and was second in victories to Baltimore's Mike Mussina (19)...also ranked among AL leaders in ERA, complete games, strikeouts, shutouts, opponents' BA, wild pitches (11), strikeouts per 9 innings (7.5) and walks...for the Blue Jays won 3 of his last 4 starts before he was traded...won his first 4 starts as a Yankee (2.25 ERA) before losing a 5-3 decision @Cal on 8/19...was his longest winning streak of the season...on 7/29 @Min, earned the 4-2 victory in his Yankee debut...allowed a run in the second inning to snap his

scoreless streak vs Min at 19IP...from 8/3-9/3 allowed at least 1 HR in 6-7 starts (10HR)...from 8/3-8/13 allowed 1 HR in 3 consecutive starts, did not allow a HR on 8/19 @Cal and then allowed HR in 3 straight starts from 8/24-9/3...beginning 9/8 allowed just 2 HR in 4 starts the rest of the season...on 8/13 vs Cle, in the 4-1 victory threw his sixth CG of the season and his 50th career CG (6H, 1ER, 3BB, 9K)...Belle homered for Cleveland's only run...was the Yankees' second straight CG (McDowell, 3-2 vs Cle on 8/12)...the 5-3 loss on 8/19 @Cal was his first as a Yankee...left with the score tied, 3-3, but Spike Owen's pinch-hit, 2-run single in the bottom of the seventh inning off Howe snapped the tie...was his third loss of the season to Cal, and for the first time in his career Cone lost to the same team 3 times in a season...on 8/24 @Sea, received no decision in the 9-7 loss...allowed Buhner's sixth career grand slam in the first inning...was Cone's third career grand slam allowed and the Yankees' seventh of the season, a club record...also allowed a solo HR to EMartinez...left the game with a 7-6 lead, but the M's scored 3 runs, all with 2 outs, off Wetteland in the ninth to win it...Griffey's 2-run HR capped the rally...was Griffey's first career game-ending HR...on 8/29 vs Cal, earned the 12-4 win after surviving 3 solo HR (Phillips, Salmon, Snow)...in the second inning walked 3 consecutive batters (Davis, Salmon, Snow) for only the second time in his career (9/12/90 for NYM vs Pit)...allowed 3 HR in a game for only the fourth time in his career (7/18/91 vs SF, 5/25/90 vs SD, 7/24/90 @Phi)...allowed the HR to Salmon and Snow on consecutive pitches...earned the 8-4 victory on 9/8 vs Bos...46 of his first 60 pitches were strikes...retired the first 11 batters before hitting Vaughn with a pitch and 17 of the first 18 before McGee broke up the no-hit bid with a 2-out single in the sixth...Red Sox tied a Major League record with 4 pinch-hits in the eighth inning...also tied the American League record for pinch-hits in a game with 4...was his 40th career 10-strikeout game...suffered the 5-0 loss @Cle on 9/13 after a rain delayed the start for 77 minutes...Nagy threw a 3-hitter and his fifth career shutout as Cleveland snapped the Yankees' 6-game winning streak...on 9/23/G1 vs Det recorded his 41st 10-strikeout game...made his last start of the season on 3 days' rest, his 11th career start on short rest and his first since 8/25/91 for the Mets...was brilliant in the 6-3 victory @Mil on 9/27, allowing just 1 run on 6 hits...including that victory over the Brewers, lifetime on 3 days' rest is 6-3, 2.10 with 2 CG in 11 starts (77IP, 18ER). **1994:** Edged New York's Jimmy Key for the AL Cy Young Award...became the 1st pitcher to win despite not leading the league in any category or pitching on a first place club; tallied 108 points and 15 1st-place votes, while Jimmy Key registered 96 points with 10 1st-place votes...was among the league's top pitchers in the following categories: ERA (3rd-2.94); wins (T2nd-16); IP (8th-171.2); strikeouts (6th-132); shutouts (T2nd-3); winning percentage (T5th-762); and opponents batting average against (2nd-.209)...the Royals were 17-6 in his 23 starts, scoring 113 runs; recorded 15 "quality" starts; 9 of his 16 wins came after a Royals loss...was 8-3 with a 3.06 ERA in Kauffman Stadium and 8-2 with a 2.81 ERA on the road; lefties went 81-340 (.238 BA) and righties went 49-283 (.173 BA)...recorded victories in 8 consecutive starts after losing his first start; included was a club record 3 straight shutouts (Minnesota 9-0, 5/11; Seattle 4-0, 5/17; California 4-0, 5/22); in that 27 inning stretch he allowed just 8 hits...went the distance in his next start v. New York where his scoreless inning streak was snapped at 28, 5 shy of Kevin Appier's 33 set in 1993...recorded a six game win streak from 6/28- 8/2...was named AL Pitcher of the Week, 5/16-5/22; AL Pitcher of the Month in May (5-1, 1.94 ERA); and was the Royals Pitcher of the Month in April, May and July...pitched 2-innings at the All-Star Game in Pittsburgh...posted career victory 100 at CWS, 5/6; struckout Ron Karkovice at CWS, 6/28 for career strikeout number 1,500; recorded a season-high 12K in Detroit, 7/23.

### MAJOR LEAGUE LEADERS, LAST 10 YEARS (1987-96)

#### VICTORIES

1. Greg Maddux .....	163
2. Roger Clemens .....	152
3. Jack McDowell .....	139
<b>T4. DAVID CONE .....</b>	<b>136</b>
T4. Mark Langston .....	136

#### STRIKEOUTS

1. Roger Clemens .....	2152
2. Mark Langston .....	1814
<b>3. DAVID CONE.....</b>	<b>1791</b>
4. Greg Maddux .....	1623
5. Chuck Finley .....	1547

### MAJOR LEAGUE ERA LEADERS, LAST 10 YEARS (1987-96)

1. Greg Maddux .....	2.83	6. Orel Hershiser .....	3.27
2. Roger Clemens .....	3.04	7. Frank Viola .....	3.32
3. Dennis Martinez .....	3.11	8. Doug Drabek .....	3.37
<b>4. DAVID CONE .....</b>	<b>3.14</b>	T9. Tom Glavine .....	3.45
5. Bret Saberhagen .....	3.21	T10. John Smoltz .....	3.45

**1993:** Finished the season 11-14 with a 3.33 ERA...was among the AL top 10 in ERA (10th-3.33), starts (T6th-34), complete games (9th-6), IP (5th-254.0), strikeouts (4th-191), opponents batting average against (3rd-.233), losses (T4th-14), wild pitches (T3rd-14), hit batsmen (T5th-10) and walks (2nd-114); career high 254.0 IP...Royals scored 101 runs in his 34 starts, 24 "quality" starts...KC scored 18 runs in his 14 losses, and his 3.0 runs/start was the lowest run support in the AL. **1992:** Went 17-

10 with a 2.83 ERA (35 appearances) in his season split between the Mets and Blue Jays... led all major league pitchers with a career-high 261 strikeouts; T1st in the NL with 5 shutouts and 1st with 82 walks...led the league with 9.8 K/9 IP, was 2nd in strikeouts, 5th in opponents batting average against (.223) and T6th in complete games...matched a career-high 8 game win streak, 6/16-8/2...traded to the Blue Jays on 8/27 in exchange for IF Jeff Kent and a player to be named later (OF Ryan Thompson)...ALCS v. Oakland: won Game 2, 3-1; lost Game 5, 6-2. Did not have a decision in two starts in the World Series v. Atlanta, but Toronto won both games (Games 2 and 6). **1991:** Tied for the major league lead in strikeouts with Roger Clemens at 241; second straight year he led the NL...led the NL with 9.3 K/9 IP and 5th with 232.2 IP...tied a National League record with 19 strikeouts (matching Tom Seaver and Steve Carlton, 1 shy of Roger Clemen's ML record 20K game) on 10/6 v. Philadelphia (3H, 1BB, 7-0 win)...tossed his 2nd career 1-hitter v. St. Louis, 9/20 (Felix Jose doubled in the 8th) and struckout the side on 9 pitches in the 5th inning v. Cincinnati, 8/30. **1990:** Led the majors with 233 strikeouts, one more than Nolan Ryan. Led the NL with 9.9 K/9 IP and was 6th in the NL with a .226 batting average against...tossed 3 consecutive complete games, 8/18-8/28; struckout a season high 13 batters v. San Francisco, 8/18 and struckout 10+ batters in 4 straight starts, 6/30-7/19...became the 1st Met pitcher to record a pinch hit when he singled on 8/1 in Montreal off Dale Mohorcic. **1989:** Finished 4th in the NL with 190 strikeouts, T4th with 7 complete games and 10th with a .223 batting average against...had the 3rd longest win streak in the league with 8, 6/21-8/18...led all NL pitchers (20+ at bats) in hits with 18 and was 2nd with a .234 BA...on 6/5, he was 3-5, did not suffer a loss in his next 15 games and ended 14-8. **1988:** Became the 4th Met to win 20 games (20-3)...finished 3rd in the Cy Young Award voting (Orel Hershiser won unanimously), was 2nd in the NL with 2.22 ERA and 213 strikeouts...threw a career-high 10 innings v. Cubs, 6/2 and Cardinals, 6/13...threw a complete game 2-hit shutout v. Philadelphia, 6/19, and a 1-hitter v. San Diego, 8/29 (4th inning double by Tony Gwynn)...won final 8 starts of the season, went 1-1 v. Los Angeles in the LCS and threw one perfect inning of relief in the All-Star Game in Cincinnati. **1987:** Traded to the New York Mets in a 5 player swap...recorded his first major league win and first complete game v. Cincinnati, 5/12. Placed on 21-day DL, 5/29, after breaking the little finger of his right hand while attempting to bunt, 5/27...had 3 pins inserted into the finger by Dr. Richard Eaton. **1986:** Recalled 6/7 when Mark Gubicza was placed on the Disabled List...made his major league debut 6/8 v. Milwaukee in Kansas City. Appeared in 4 games before returning to Omaha, 6/21; was recalled on 8/25 when Al Hargesheimer hurt his shoulder and remained with KC the rest of the season. **PERSONAL:** Was the Royals' 3rd round pick of the June 1981 free-agent draft, signed by Carl Blando...suffered a torn cartilage in his left knee in a home plate collision on 3/27/83 and missed the entire season; threw a wild pitch and collided with a runner trying to score from third base...established the David Cone Charitable Gift Fund in 1996 to benefit worthwhile charities and non-profit organizations nationwide.

#### CAREER PLAYING RECORD

\* Major League home runs allowed (154): 1996 (3),

YEAR CLUB	W-L	ERA	G	GS	CG	Sho	SV	IP	H	R	ER	BB	SO
1981 Sarasota	6-4	2.55	14	12	0	0	0	67.0	52	24	19	33	45
1982 Charleston	9-2	2.06	16	16	1	1	0	105.0	84	38	24	47	87
Ft. Meyers	7-1	2.12	10	9	6	1	0	72.0	56	21	17	25	57
1983 Did not play-a													
1984 Memphis	8-12	4.27	29	29	9	1	0	179.0	162	103	85	111	114
1985 Omaha	9-15	4.65	28	27	5	1	0	158.2	157	90	82	+93	115
1986 Omaha	8-4	2.79	39	2	2	0	14	71.0	60	23	22	25	63
KANSAS CITY	0-0	5.56	11	0	0	0	0	22.2	29	14	14	13	21
1987 Tidewater	0-1	5.73	3	3	0	0	0	11.0	10	8	7	6	7
METS-b	5-6	3.71	21	13	1	0	1	99.1	87	46	41	44	68
1988 METS	20-3	2.22	35	28	8	4	0	231.1	178	67	57	80	213
1989 METS	14-8	3.52	34	33	7	2	0	219.2	183	92	86	74	190
1990 METS	14-10	3.23	31	30	6	2	0	211.2	177	84	76	65	+233
1991 METS	14-14	3.29	34	34	5	2	0	232.2	204	95	85	73	+241
1992 METS	13-7	2.88	27	27	7	5	0	196.2	162	75	63	82	214
TORONTO-c,d	4-3	2.55	8	7	0	0	0	53.0	39	16	15	29	47
1993 KANSAS CITY	11-14	3.33	34	34	6	1	0	254.0	205	102	94	114	191
1994 KANSAS CITY	16-5	2.94	23	23	4	3	0	171.2	130	60	56	54	132
1995 TORONTO-e	9-6	3.38	17	17	5	2	0	130.1	113	53	49	41	102
YANKEES-f,g	9-2	3.82	13	13	1	0	0	99.0	82	42	42	47	89
1996 Norwich	0-0	0.90	2	2	0	0	0	10.0	9	3	1	1	13
YANKEES-h	7-2	2.88	11	11	1	0	0	72.0	50	25	23	34	71
<b>Minor League Totals</b>	<b>47-39</b>	<b>3.43</b>	<b>141</b>	<b>100</b>	<b>23</b>	<b>4</b>	<b>14</b>	<b>673.2</b>	<b>590</b>	<b>310</b>	<b>257</b>	<b>341</b>	<b>501</b>
<b>AL Totals</b>	<b>56-32</b>	<b>3.29</b>	<b>117</b>	<b>105</b>	<b>17</b>	<b>6</b>	<b>0</b>	<b>802.2</b>	<b>648</b>	<b>312</b>	<b>293</b>	<b>332</b>	<b>653</b>
<b>NL Totals</b>	<b>80-48</b>	<b>3.08</b>	<b>182</b>	<b>165</b>	<b>34</b>	<b>15</b>	<b>1</b>	<b>1191.1</b>	<b>991</b>	<b>459</b>	<b>408</b>	<b>418</b>	<b>1159</b>
<b>Major League Totals</b>	<b>136-80</b>	<b>3.16</b>	<b>299</b>	<b>270</b>	<b>51</b>	<b>21</b>	<b>1</b>	<b>1994.0</b>	<b>1639</b>	<b>771</b>	<b>701</b>	<b>750</b>	<b>1812</b>

+ denotes league leader, # denotes tied for league lead.

Selected by Kansas City in the 3rd round of the 1983 June free-agent draft, signed by Carl Blando.

- a - On disabled list 1983 season with torn cartilage in left knee.
- b - Traded to New York (NL) with C Chris Jelic for C Ed Hearn, P Rick Anderson and P Mauro Gozzo on March 28, 1987.
- c - Traded to Toronto for INF Jeff Kent and OF Ryan Thompson on August 27, 1992.
- d - Signed by Kansas City as a free agent on December 8, 1992.
- e - Traded to Toronto for minor-league INFs Chris Stynes and Tony Medrano and reliever David Sinnes on April 6, 1995.
- f - Traded to New York (AL) for minor-league pitchers Marty Janzen, Jason Jarvis and Mike Gordon on July 28, 1995.
- g - Signed by New York (AL) as a free agent on December 22, 1995.
- h - On disabled list with aneurysm in right arm from May 3-September 1, 1996 (was moved to 60-day D.L. on July 7).

### CONE'S CAREER BY PARK

PARK	G	W-L-S	ERA	IP	ER	SO	PARK	G	W-L-S	ERA	IP	ER	SO
Bal. (Cam)	4	0-3-0	5.40	25.0	15	23	Chi. (New)	4	3-1-0	3.64	29.2	12	16
Bos.	4	3-0-0	3.26	30.1	11	31	Cle. (Jcb)	4	2-1-0	3.90	27.2	12	13
Det.	5	4-1-0	3.32	38.0	14	38	K.C.	37	14-9-0	3.46	244.2	98	176
N.Y.	16	11-3-0	3.11	115.2	40	108	Mil.	3	2-1-0	2.86	22.0	7	10
Tor. (Dome)	14	5-6-0	3.43	94.1	36	78	Min.	5	3-1-0	2.12	32.0	7	37
Ana.	6	3-2-0	2.95	42.2	14	30	Sea.	4	3-0-0	1.91	33.0	7	30
Oak.	4	2-2-0	3.07	29.1	10	33	Tex. (Prk)	2	1-0-0	0.61	14.2	1	10

### 1996

### AL-CAREER

CLUB	W-L	ERA	IP	ER	SHO	SV	W-L	ERA	IP	ER	SHO	SV
Baltimore	0-0	10.91	5.0	6	0	0	2-3	5.00	45.0	25	0	0
Boston	-	-	-	-	-	-	2-2	2.70	46.2	14	0	0
Detroit	1-0	3.90	7.0	3	0	0	7-1	3.08	79.0	27	0	0
New York	-	-	-	-	-	-	1-3	2.95	36.2	12	0	0
Toronto	0-1	3.90	7.0	3	0	0	4-2	3.22	58.2	21	0	0
<b>vs East</b>	<b>1-1</b>	<b>5.68</b>	<b>19.0</b>	<b>12</b>	<b>0</b>	<b>0</b>	<b>18-11</b>	<b>3.42</b>	<b>281.2</b>	<b>107</b>	<b>0</b>	<b>0</b>
Chicago	1-0	0.00	9.0	0	0	0	5-2	3.68	58.2	24	0	0
Cleveland	1-0	0.00	7.0	0	0	0	4-3	2.61	62.0	18	1	0
Kansas City	1-0	3.64	5.0	2	0	0	2-1	3.18	28.1	10	0	0
Milwaukee	1-1	6.56	11.0	8	0	0	5-3	4.55	57.1	29	1	0
Minnesota	-	-	-	-	-	-	6-1	2.77	55.1	17	2	0
<b>vs Central</b>	<b>4-1</b>	<b>2.81</b>	<b>32.0</b>	<b>10</b>	<b>0</b>	<b>0</b>	<b>22-10</b>	<b>3.37</b>	<b>261.2</b>	<b>98</b>	<b>4</b>	<b>0</b>
Anaheim	-	-	-	-	-	-	5-4	3.11	75.1	26	1	0
Oakland	1-0	0.00	7.0	0	0	0	4-2	3.93	57.1	22	0	0
Seattle	-	-	-	-	-	-	3-3	4.33	68.2	33	1	0
Texas	1-0	0.65	14.0	1	0	0	4-2	1.09	58.0	7	0	0
<b>vs West</b>	<b>2-0</b>	<b>0.43</b>	<b>21.0</b>	<b>1</b>	<b>0</b>	<b>0</b>	<b>16-11</b>	<b>3.05</b>	<b>259.1</b>	<b>88</b>	<b>2</b>	<b>0</b>
Home	3-1	2.92	34.0	11	0	0	67-38	3.21	973.1	347	10	0
Road	4-1	2.84	38.0	12	0	0	69-42	3.06	1004.0	341	11	1
1st Half	4-1	2.03	40.0	9	0	0	66-38	3.64	982.2	397	11	0
2nd Half	3-1	3.94	32.0	14	0	0	65-36	3.03	889.1	299	10	1
Start	7-2	2.88	72.0	23	0	0	133-79	3.13	1929.1	672	21	0
Relief	-	-	-	-	-	-	3-1	3.21	42.0	15	0	1
April	3-1	2.61	31.0	9	0	0	15-14	3.93	251.2	110	1	0
May	1-0	0.00	9.0	0	0	0	27-12	2.51	362.0	101	8	0
June	-	-	-	-	-	-	17-12	3.45	294.2	113	2	0
July	-	-	-	-	-	-	26-8	3.04	334.0	113	3	0
August	-	-	-	-	-	-	23-5	3.38	332.2	125	3	0
Sept/Oct.	3-1	3.94	32.0	14	0	0	28-9	2.84	396.1	125	4	1

### ALL-STAR GAME RECORD

YEAR CLUB/SITE	W-L	ERA	G	GS	CG	Sho	SV	IP	H	R	ER	BB	SO
1988 N.L., Cin.	0-0	0.00	1	0	0	0	0	1.0	0	0	0	0	1
1992 N.L., S.D.	0-0	0.00	1	0	0	0	0	1.0	0	0	0	0	1
1994 A.L., Pit	0-0	13.50	1	0	0	0	0	2.0	4	3	3	0	3
<b>All-Star Game Totals</b>	<b>0-0</b>	<b>6.75</b>	<b>3</b>	<b>0</b>	<b>0</b>	<b>0</b>	<b>0</b>	<b>4.0</b>	<b>4</b>	<b>3</b>	<b>3</b>	<b>0</b>	<b>5</b>

### DIVISIONAL SERIES RECORD

YEAR Club/Opponent	W-L	ERA	G	GS	CG	Sho	SV	IP	H	R	ER	BB	SO
1995 NYY vs Seattle	1-0	4.60	2	2	0	0	0	15.2	15	8	8	9	14
1996 NYY vs Texas	0-1	9.00	1	1	0	0	0	6.0	8	6	6	2	8
<b>Division Series Totals</b>	<b>1-1</b>	<b>5.82</b>	<b>3</b>	<b>3</b>	<b>0</b>	<b>0</b>	<b>0</b>	<b>21.2</b>	<b>23</b>	<b>14</b>	<b>14</b>	<b>11</b>	<b>22</b>

### LEAGUE CHAMPIONSHIP RECORD

YEAR Club/Opponent	W-L	ERA	G	GS	CG	Sho	SV	IP	H	R	ER	BB	SO
1988 METS vs LA	1-1	4.50	3	2	1	0	0	12.0	10	6	6	5	9
1992 TOR vs Oakland	1-1	3.00	2	2	0	0	0	12.0	11	7	4	5	9
1996 NYY vs Baltimore	0-0	3.00	1	1	0	0	0	6.0	5	2	2	5	5
<b>LCS Totals</b>	<b>2-2</b>	<b>3.60</b>	<b>6</b>	<b>5</b>	<b>1</b>	<b>0</b>	<b>0</b>	<b>30.0</b>	<b>26</b>	<b>15</b>	<b>12</b>	<b>15</b>	<b>23</b>

### WORLD SERIES RECORD

YEAR Club/Opponent	W-L	ERA	G	GS	CG	Sho	SV	IP	H	R	ER	BB	SO
1992 TOR vs Atlanta	0-0	3.48	2	2	0	0	0	10.1	9	5	4	8	8
1996 NYY vs Atlanta	1-0	1.50	1	1	0	0	0	6.0	4	1	1	4	3
<b>World Series Totals</b>	<b>1-0</b>	<b>2.76</b>	<b>3</b>	<b>3</b>	<b>0</b>	<b>0</b>	<b>0</b>	<b>16.1</b>	<b>13</b>	<b>6</b>	<b>5</b>	<b>12</b>	<b>11</b>

### CONE'S CAREER FIELDING NUMBERS

POSITION	G	PO	A	E	TC	DP	.PCT
Pitcher	299	169	189	20	378	13	.947

### CONE'S BESTS

SEASON	GAME
WINS ..... 20 (1988)	LOW-HIT CG ... 1, (3x), last 5/22/94 @ CAL
ERA ..... 2.22 (1988)	IP (starter, RS)10.0, (2x), last 6/13/88 v STL
IP ..... 254.0 (1993)	IP (starter, PS) ..... 9.0 @ LA, 10/11/88
SO ..... 261 (1992)	IP (relief) ..... 4.2 @ SEA, 6/11/86
WIN STREAK ..... 8 gms (1994)	SO ..... 19 @ Phi, 10/6/91
	BB ..... 7, (2x), last 9/10/93 @ NYY

## CUMBERLAND, CHRISTOPHER MARK (Chris)

#61

### LHP

6-1, 189. Born 1/15/73 in Clearwater, FL. Opening Day  
Age: 23. Resides in Safety Harbor, FL. BR. TL.  
Married: Tara, 11/30/96

**MAJOR LEAGUE SERVICE:** None.

**CONTRACT STATUS:** Signed through the 1997 season.

**1996 SEASON:** Combined to go 7-14 with 5.74 ERA in Columbus and Norwich...recorded career highs in starts (28) and IP (153.2)...posted his 1st Triple-A win in his 2nd start for the Clippers vs Richmond, 4/12...was sent to Norwich after going 2-7 in his 1st 12 starts for Columbus on 6/10...went 5-7 in 16 starts for the Navigators...threw a 2-hitter in a 9-0 win over New Haven on 7/26, retiring 17 straight batters at one point...earned EL Pitcher of the Week honors 7/22-28...won 3 straight starts, 7/26-8/5, allowing just 3 ER in 23.2 IP (1.14 ERA). **1995:** Spent most of the season on disabled list with an elbow injury...added to 40-man roster following conclusion of season....allowed two earned runs or fewer in each of his five starts. **1994:** Compiled 14-5 record with 2.94 ERA in All-Star season at Class A Greensboro...led Yankees organization with 14 wins, ranked 3rd in ERA and 10th in IP (137.2)...in South Atlantic League ranked T3rd in W, 9th in ERA...selected for SAL mid-season All-Star Game...SAL opponents hit .242 (123-508) against him...threw 3-hit shutout 5/30 vs Macon (9 K). **1993:** Went 4-4, 3.34 in 15 starts at short-season Oneonta in first pro season...led short-season pitchers in hits allowed (109)...in New York-Penn League, ranked T5th with 15 games started. **PERSONAL:** Was signed by Paul Turco...attended Pasco-Hernando Community College....has worked exclusively as a starter throughout pro career.



### CAREER PLAYING RECORD

- South Atlantic League All-Star Team, 1994.
- Led short-season pitchers in hits allowed (109), 1993.

YEAR CLUB	W-L	ERA	G	GS	CG	Sho	SV	IP	H	R	ER	BB	SO
1993 Oneonta	4-4	3.34	15	15	0	0	0	89.0	109	43	33	28	62
1994 Greensboro	14-5	2.94	22	22	1	1	0	137.2	123	55	45	41	95
1995 Tampa (GCL)	0-1	1.29	4	4	0	0	0	7.0	3	1	1	1	7
Tampa (FSL)	1-2	1.82	5	5	0	0	0	24.2	28	10	5	5	10
1996 Norwich	5-7	5.27	16	16	2	1	0	95.2	112	73	56	37	44
Columbus	2-7	6.52	12	12	1	0	0	58.0	86	45	42	23	35
<b>Minor League Totals</b>	<b>26-26</b>	<b>2.75</b>	<b>74</b>	<b>74</b>	<b>4</b>	<b>2</b>	<b>0</b>	<b>412.0</b>	<b>349</b>	<b>154</b>	<b>126</b>	<b>98</b>	<b>209</b>

## DUNCAN, MARIANO (Mariano) IF/OF

#18

6-0, 185. Born 3/13/63 in San Pedro de Macoris, Dominican Republic. Opening Day Age: 33. Resides in Miami, FL. BR. TR. Married: Yulia Restrepo. Children: Mariano, Jr. (1/23/93) and Christopher (9/23/94).



**MAJOR LEAGUE SERVICE:** 10 years, 119 days.

**CONTRACT STATUS:** Signed a 2-year contract on December 11, 1995. Contract extends through the 1997 season.

**1996 SEASON:** Hit .340 with 8 HR and 56 RBI...hit .367 with 4 HR and 29 RBI after the All-Star break...batted .350 against RHP (6th best in the A.L.)...recorded 44 multi-hit games, including one 4-hit game and ten 3-hit games...became the Yankees everyday second baseman after Tony Fernandez went down with a broken elbow in spring training and Pat Kelly did not recover from shoulder surgery as expected...played in 109 games, started in 104 (98 at 2b, 3 at 3b, 1 in LF and 2 at DH)...hit .406 (65-for-160) at Yankee Stadium but did not qualify for the "home-game batting title" because he only had 166 plate appearances...was leading the A.L. through 5/5 with a .361 BA before being put on the D.L. with a strained left groin muscle (reinstated on 5/23)...led the Yankees with a .340 BA...was scratched from the lineup on 9/23 with upper back spasms...was hit by an Aldrete foul ball in the dugout on 9/26 @ Bos and did not play the final 3 games of the season...hit .180 during the post season...his biggest contribution came in the Division Series vs Texas where he hit .313 with 3 RBI, including a 2-out single in the 9th inning that drove in Raines for the winning run in Game 3. **1995:** Began the season in Philadelphia but was claimed off waivers by the Reds on 8/9...for the Phillies started at least 1 game at every infield position...for the season played 31 games at 2B, 20 at SS, a career-high 18 games at 1B, 3 in the OF and 1 at 3B...in 19 games for Cin vs LHP, hit .313 with 1 HR and 5 RBI...on 8/29 drew his first walk of the season in his 221st plate appearance...had a 9-game hitting streak with Phi from 7/16-8/2...on 7/16 @Mon collected his 1,000th career hit...with RISP hit .347 for Phi and .188 for Cin. **1994:** Was voted the National League's starting second baseman for the All-Star Game, his first All-Star Game appearance...for the Phillies started 34 games at 2B, 28 at 3B, 19 at SS and 3 at 1B...were his first career appearances at 1B...had 2 HR and 7 RBI in the season-opening 3-game sweep of Col...on 5/5 and 5/7 @Fla had consecutive 3-hit games...in the final game of the season played in his 1,000th game...missed 13 games with a strained right hamstring from 7/24-8/8...hit .337 with RISP. **1993:** In one of his best seasons as a professional hit .282 with 11 HR and a career-high 73 RBI...made 62 starts at 2B and 48 at SS...Phillies went 70-40 when he started...hit a pair of dramatic grand slams, one in the eighth inning of a 6-5 victory vs St. L on 5/9 and the other in the Phillies' division-clincher on 9/28 @Pit, when he tied his career high with 5 RBI (other, 9/10/85 @Atl)...were the second and third slams of his career (other, 8/23/85 @Mon)...from 8/28-9/19 had a career-high and club-high 18-game hitting streak...was the fourth-longest streak in the NL...also had a 13-game hitting streak (5/21-6/8)...was on the DL from 7/3-7/18 with a strained left hamstring...was suspended from 9/20-9/24 for charging Cubs pitcher Frank Castillo on 9/9...hit .316 with RISP...hit his first career pinch-hit HR on 9/7 vs Chi off Randy Myers...in Game 3 of the NLCS @Atl, established a series record with 2 triples (10/9)...had 10 hits in the World Series vs Tor, a Phillies record. **1992:** Made starts in LF, 2B, SS and 3B...established career highs in at-bats and doubles and tied his career high in games...tied for second in the National League in doubles...became the first RH Phillie to record 40 doubles since Dave Cash in 1975...on 5/3 @SF had a career-high 5 hits and tied the club record with 5 runs scored...from 4/13-4/27 had a 14-game hitting streak, tying Dykstra for the club high...on 7/10 @SD had his third career 2-HR game. **1991:** Started games at 2B, SS, LF and CF...after the All-Star break hit .308 with 9 HR...along with Atlanta's Steve Avery was named National League Co-Player of the Week from 9/9-9/15 (.467, 6HR, 10RBI)...hit .342 with RISP...established a career high with 12 HR in just 100 games...had a 10-game hitting streak from 9/7-9/16...was on the DL from 8/8-8/23 with a strained muscle in his left rib cage. **1990:** Hit a career-high .306 with 10 HR and 55 RBI...led the National League in triples (11) and BA vs LHP (.410)...hit .408 in April, .317 in July and .321 in August...started all 10 post-season games...established a Reds record with 4 RBI in Game 3 of the NLCS @Pit. **1989:** Began the season with the Dodgers but was traded to Cincinnati on 7/18...became the Reds' everyday shortstop when Barry Larkin was injured...was hampered the last 7 weeks of the season with a left hamstring injury. **1988:** Spent the season at Class AAA Albuquerque...season was cut short when he suffered a broken wrist and fractured

rib. **1987:** Began the season with LA but was optioned to Albuquerque on 7/26...was recalled on 8/3 but on 8/16 suffered a torn posterior cruciate ligament in his left knee. **1986:** During spring training had a club-record 10 triples...ranked fourth in the NL with 48 stolen bases. **1985:** Injuries allowed him to jump from Class AA to become the Dodgers' Opening Day second baseman...became the everyday shortstop after Dave Anderson was injured on 6/1...finished third in Rookie of the Year voting...ranked eighth in the NL with 38 stolen bases...hit his first career grand slam on 8/23 @Mon off Gary Lucas. **PERSONAL:** Grew up in San Pedro de Macoris with 7 brothers and 3 sisters...as a child played baseball with Juan Samuel and Tony Fernandez...is active in the fight against Lou Gehrig's Disease (ALS).

### CAREER PLAYING RECORD

- \* National League Player of the Week, September 9-15, 1991.
- \* Led National League in triples (11), 1990.
- \* Led National League hitters in batting average vs LHP (.410), 1990.
- \* Led National League shortstops in errors (21), 1987.
- \* Led Texas League in triples (11), 1984.
- \* Led Texas League second basemen in double plays (84), 1984.
- \* Led Florida State League in triples (15) and stolen bases (56), 1983.

YEAR	CLUB	AVG	G	AB	R	H	2B	3B	HR	RBI	BB	SO	SB
1982	Lethbridge	.236	30	55	9	13	3	1	1	8	8	21	1
1983	Vero Beach	.266	109	384	73	102	10	*15	0	42	44	87	*56
1984	San Antonio	.253	125	502	80	127	14	*11	2	44	41	110	41
1985	LOS ANGELES	.244	142	562	74	137	24	6	6	39	38	113	38
1986	LOS ANGELES-a	.229	109	407	47	93	7	0	8	30	30	78	48
1987	LOS ANGELES-b	.215	76	261	31	56	8	1	6	18	17	62	11
	Albuquerque	.273	6	22	6	6	0	0	0	0	2	5	3
1988	Albuquerque	.286	56	227	48	65	4	8	0	25	10	40	33
1989	LOS ANGELES-c	.250	49	84	9	21	5	1	0	8	0	15	3
	CINCINNATI-d	.247	45	174	23	43	10	1	3	13	8	36	6
1990	CINCINNATI-e,f	.306	125	435	67	133	22	*11	10	55	24	67	13
1991	CINCINNATI-g	.258	100	333	46	86	7	4	12	40	12	57	5
1992	PHILADELPHIA-h	.267	142	574	71	153	40	3	8	50	17	108	23
1993	PHILADELPHIA-i,j	.282	124	496	68	140	26	4	11	73	12	88	6
1994	PHILADELPHIA-k	.268	88	347	49	93	22	1	8	48	17	72	10
1995	PHILADELPHIA-l	.286	52	196	20	56	12	1	3	23	0	43	1
	CINCINNATI-m,n	.290	29	69	16	20	2	1	3	13	5	19	0
1996	YANKEES-o	.340	109	400	62	136	34	3	8	56	9	77	4
<b>Minor League Totals</b>		<b>.263</b>	<b>326</b>	<b>1190</b>	<b>216</b>	<b>313</b>	<b>31</b>	<b>35</b>	<b>3</b>	<b>119</b>	<b>105</b>	<b>263</b>	<b>134</b>
<b>AL Totals</b>		<b>.340</b>	<b>109</b>	<b>400</b>	<b>62</b>	<b>136</b>	<b>34</b>	<b>3</b>	<b>8</b>	<b>56</b>	<b>9</b>	<b>77</b>	<b>4</b>
<b>NL Totals</b>		<b>.262</b>	<b>1081</b>	<b>3938</b>	<b>521</b>	<b>1031</b>	<b>185</b>	<b>34</b>	<b>78</b>	<b>410</b>	<b>180</b>	<b>758</b>	<b>164</b>
<b>Major League Totals</b>		<b>.269</b>	<b>1189</b>	<b>4338</b>	<b>583</b>	<b>1167</b>	<b>219</b>	<b>37</b>	<b>86</b>	<b>466</b>	<b>189</b>	<b>835</b>	<b>168</b>

\* denotes league leader.

Signed by Los Angeles as an undrafted free agent on January 17, 1982.

- a - On disabled list August 19-September 17, 1986 (left foot).
- b - On disabled list June 19-July 4 (right knee) & August 17-October 21, 1987 (left knee).
- c - On disabled list May 28-June 12 (right hand) & July 1-16, 1989 (left hamstring).
- d - Traded to Cincinnati for Kal Daniels and Lenny Harris on July 18, 1989.
- e - On suspended list May 11, 1990 (for contact with umpire Mark Hirschbeck on 5/9).
- f - On disabled list May 14-30, 1990 (strained abdominal muscle, right rib cage).
- g - On disabled list August 8-23, 1991 (strained cartilage, left rib cage).
- h - Granted free agency on October 30, 1991; signed by Philadelphia on December 10, 1991.
- i - On disabled list July 3-18, 1993 (strained right hamstring).
- j - On suspended list September 20-24, 1993 (for charging the mound on 9/9).
- k - On disabled list July 24-August 8, 1994 (strained right hamstring).
- l - Granted free agency on October 18, 1994; signed a minor league contract with Philadelphia on April 14, 1995.
- m - Claimed through waivers by Cincinnati on August 8, 1995.
- n - Granted free agency on October 31, 1995; signed by New York (AL) on December 11, 1995.
- o - On disabled list May 5-23, 1996 (strained left groin muscle).

CLUB	1996					CAREER				
	AB	H	HR	RBI	.AVG	AB	H	HR	RBI	.AVG
Baltimore	42	15	0	4	.357	42	15	0	4	.357
Boston	27	11	1	6	.407	27	11	1	6	.407
Detroit	28	7	1	2	.250	28	7	1	2	.250
New York	-	-	-	-	-	-	-	-	-	-
Toronto	38	15	2	3	.395	38	15	2	3	.395
<b>vs East</b>	<b>135</b>	<b>48</b>	<b>4</b>	<b>15</b>	<b>.356</b>	<b>135</b>	<b>48</b>	<b>4</b>	<b>15</b>	<b>.356</b>
Chicago	18	3	0	2	.167	18	3	0	2	.167
Cleveland	29	9	0	4	.310	29	9	0	4	.310
Kansas City	32	13	0	8	.406	32	13	0	8	.406
Milwaukee	29	11	1	4	.379	29	11	1	4	.379
Minnesota	35	14	0	3	.400	35	14	0	3	.400
<b>vs Central</b>	<b>143</b>	<b>50</b>	<b>1</b>	<b>21</b>	<b>.350</b>	<b>143</b>	<b>50</b>	<b>1</b>	<b>21</b>	<b>.350</b>

Anaheim	34	11	2	5	.324	34	11	2	5	.324
Oakland	27	7	0	2	.259	27	7	0	2	.259
Seattle	29	8	0	6	.276	29	8	0	6	.276
Texas	32	12	1	7	.375	32	12	1	7	.375
<b>vs West</b>	<b>122</b>	<b>38</b>	<b>3</b>	<b>20</b>	<b>.311</b>	<b>122</b>	<b>38</b>	<b>3</b>	<b>20</b>	<b>.311</b>
Home	160	65	5	31	.406	2072	566	45	222	.273
Road	240	71	3	25	.296	2266	601	41	244	.265
1st Half	201	63	4	27	.313	2435	631	44	242	.259
2nd Half	199	73	4	29	.367	1903	536	42	224	.282
vs RHP	277	97	6	37	.350	2688	670	45	269	.249
vs LHP	123	39	2	19	.317	1650	497	41	197	.301
Pinch-hit	4	2	0	0	.500	74	26	1	15	.351
Des.hitter	8	4	1	2	.500	8	4	1	2	.500
April	75	27	1	13	.360	644	179	15	60	.278
May	39	9	0	6	.231	816	195	13	95	.239
June	72	19	2	4	.264	796	210	12	71	.264
July	68	28	1	12	.412	676	190	12	69	.281
August	69	23	3	14	.333	693	200	19	90	.289
Sept/Oct.	77	30	1	7	.390	713	193	15	81	.271

#### DUNCAN CAREER BY PARK

PARK	AVG	AB	H	HR	RBI	PARK	AVG	AB	H	HR	RBI
Bal. (Memorial)	-	-	-	-	-	Chi. (Old)	-	-	-	-	-
Bal. (Camden)	.380	21	8	0	1	Chi. (New)	.000	8	0	0	0
Bos.	.429	14	6	1	5	Chi. (Municipal)	-	-	-	-	-
Det.	.210	19	4	0	0	Cle. (Jacobs)	.368	19	7	0	2
N.Y.	.406	160	65	5	31	K.C.	.333	15	5	0	3
Tor. (Exhibition)	-	-	-	-	-	Mil.	.222	18	4	0	1
Tor. (SkyDome)	.318	22	7	1	1	Min.	.250	20	5	0	1
<b>EAST</b>	<b>.381</b>	<b>236</b>	<b>90</b>	<b>7</b>	<b>38</b>	<b>CENTRAL</b>	<b>.263</b>	<b>80</b>	<b>21</b>	<b>0</b>	<b>7</b>
Ana.	.259	27	7	1	2	Tex. (Arlington)	-	-	-	-	-
Oak.	.304	23	7	0	2	Tex. (Ballpark)	.375	16	6	0	4
Sea.	.278	18	5	0	3	<b>WEST</b>	<b>.298</b>	<b>84</b>	<b>25</b>	<b>1</b>	<b>11</b>

#### ALL-STAR GAME RECORD

YEAR	Club/Site	AVG	G	AB	R	H	2B	3B	HR	RBI	BB	SO	SB
1994	NL/Pittsburgh	.000	1	1	0	0	0	0	0	0	0	0	0

#### DIVISION SERIES RECORD

YEAR	Club/Opponent	AVG	G	AB	R	H	2B	3B	HR	RBI	BB	SO	SB
1995	Cincinnati vs LA	.667	2	3	1	2	0	0	0	1	0	0	1
1996	NY Yankees vs Texas	.313	4	16	0	5	0	0	0	3	0	4	0
<b>Division Series Totals</b>		<b>.368</b>	<b>6</b>	<b>19</b>	<b>1</b>	<b>7</b>	<b>0</b>	<b>0</b>	<b>0</b>	<b>4</b>	<b>0</b>	<b>4</b>	<b>1</b>

#### LEAGUE CHAMPIONSHIP SERIES RECORD

- \* Holds single-game record for triples (2), October 9, 1993.
- \* Shares single-series record for triples (2), 1993.
- \* Shares National League career record for triples (3).

YEAR	Club/Opponent	AVG	G	AB	R	H	2B	3B	HR	RBI	BB	SO	SB
1985	LA vs St. Louis	.222	5	18	2	4	2	1	0	1	1	3	1
1990	Cin vs Pittsburgh	.300	6	20	1	6	0	0	1	4	0	8	0
1993	Phi vs Atlanta	.267	3	15	3	4	0	2	0	0	0	5	0
1995	Cin vs Atlanta	.000	3	3	0	0	0	0	0	0	1	1	0
1996	NY Yankees vs Baltimore	.200	4	15	0	3	2	0	0	0	0	3	0
<b>LCS Totals</b>		<b>.239</b>	<b>21</b>	<b>71</b>	<b>6</b>	<b>17</b>	<b>4</b>	<b>3</b>	<b>2</b>	<b>5</b>	<b>3</b>	<b>20</b>	<b>1</b>

#### WORLD SERIES RECORD

YEAR	Club/Opponent	AVG	G	AB	R	H	2B	3B	HR	RBI	BB	SO	SB
1990	Cin vs Oakland	.143	4	14	1	2	0	0	0	1	2	2	1
1993	Phi vs Toronto	.345	6	29	5	10	0	1	0	2	1	7	3
1996	NY Yankees vs Atlanta	.053	6	19	1	1	0	0	0	0	0	4	1
<b>World Series Totals</b>		<b>.210</b>	<b>16</b>	<b>62</b>	<b>7</b>	<b>13</b>	<b>0</b>	<b>1</b>	<b>0</b>	<b>3</b>	<b>3</b>	<b>13</b>	<b>5</b>

#### DUNCAN'S CAREER FIELDING NUMBERS

POSITION	G	PO	A	E	TC	DP	.PCT
First Base	24	147	8	2	157	12	.987
Second Base	506	960	1223	65	2248	251	.971
Third Base	36	21	48	6	75	3	.920
Shortstop	540	742	1436	112	2290	242	.951
Outfield	88	147	1	1	149	0	.993

#### DUNCAN'S BESTS

##### SEASON

AVG .....	.340 (1996)
H .....	153 (1992)
HR .....	12 (1991)
RBI .....	73 (1993)
HIT STREAK .....	18 G (1993)

##### GAME

H .....	5, 5/3/92 at SF
2B .....	3 (3x), last on 9/19/93 at MON
3B .....	2, 10/9/93 at ATL (NLCS G3)
HR .....	2 (3x), last on 7/10/92 at SD
RBI .....	5 (2x), last on 9/28/93 at PIT
RUNS .....	5, 5/3/92 at SF
SB .....	3, 7/20/86 at STL

**FIELDER, CECIL GRANT (Cecil)**  
**1B/DH**

**#45**

6-3, 250. Born 9/21/63 in Los Angeles, CA. Opening Day Age: 33. Resides in Melbourne, FL. BR. TR. Married: Stacey Granger. Children: Prince (5/9/84), Ceclyn (2/20/92).



**MAJOR LEAGUE SERVICE:** 9 years, 111 days.

**CONTRACT STATUS:** Signed a four-year contract on January 7, 1993. Contract extends through the 1997 season.

**1996 SEASON:** Hit .252 with 39 HR and 117 RBI with the Yankees and Tigers combined (.260 with 13HR and 37RBI for Yankees)...was traded to the Yankees for OF/DH Ruben Sierra, minor-league RHP Matt Drews and cash considerations on 7/31...was the 1st trade in M.L. history in which 2 players with more than 225 HR were exchanged...recorded his 6th 30-HR season and his 5th 100-RBI season in the last 7 years...played in 160 games (4th most in A.L.), 158 starts (80 at 1b and 78 at DH)...started all 107 games for the Tigers and 51 for the Yankees...made Yankee debut at DH on 8/1 @ Texas (1-for-5, 1R)...swiped the 1st base of his M.L. career (4/2 @ Min)...had 10-game hitting streak, 7/25-8/4...recorded 38 multi-hit games, including one 4-hit and five 3-hit games...had 6 multi-HR games (two 2-HR games for the Yankees: 9/6 vs Tor and 9/19 vs Bal), including a 3-HR performance on 4/16 @ Tor...had 28 multi-RBI games, including three 5-RBI games, one with the Yankees 8/11 vs Det (2-for-4, 3-run HR and 5RBI)...hit his 1st Yankee HR on 8/2 @ KC...made his 1st start at 1b on 8/5 @ KC...was 4-for-5 with a solo HR and 2R vs Sea, 8/19...ranks 5th among active players for AB/HR (15.2), 4th in grand slams (10) and 12th in HR (289)...in the past 5 years, he ranks 6th in HR (163) and 5th in RBI (530)...in the post season he hit .308 (16-for-52) with 3 HR and 14 RBI...drove in the go-ahead run in Game 4 of the Division Series @ Tex (2-for-4, 1R and 2RBI)...in Game 3 of the World Series he was 1-for-4 with a HR and 3RBI...in Game 5 of the World Series he drove in Hayes for the only run of the game with a 4th inning double...was named Babe Ruth Award winner as World Series MVP by the New York Chapter of the BBWAA.

**MAJOR LEAGUE HR & RBI LEADERS IN THE '90s**

Home Runs		RBI	
1. CECIL FIELDER .....	258	1. CECIL FIELDER .....	795
2. Barry Bonds .....	250	2. Barry Bonds .....	770
3. Albert Belle .....	235	3. Joe Carter .....	749
4. Fred McGriff .....	227	4. Frank Thomas .....	729
5. Ken Griffey .....	222	5. Albert Belle .....	714

**1995:** Led the Tigers with 31 HR and 82 RBI...extended his Tiger record by hitting at least 25 HR for the 6th consecutive season...is 7th on the club's all-time HR list with 219...has led the Tigers in RBI in each of his 6 seasons with the team...had three 2-HR games (5/17 @ Bal, 5/28 vs CWS and 7/1 @ Bos)...has 27 multi-HR games (25 with Det, 2 with Tor)...has 25 2-HR games and two 3-HR games...hit 8th career grand slam, 5/22 vs Sea...had season-high 6 RBI, 7/1 @ Bos...despite back problems, played in all but 8 games...has played in 893 of 925 games since joining the Tigers...homed in 4 straight games, 8/20-23...had 10-game hitting streak, 8/6-16.

**1994:** Became the 1st Tiger ever to hit 25 HR in 5 consecutive seasons...led the team with 28 HR and 90 RBI...in 5 seasons with the Tigers, has 188 HR and 596 RBI...has led the club in RBI 5 times and HR 4 times...had three 2-HR games (4/10 @ NYY, 6/3 vs Min and 7/18 @ CWS)...had season-high 6 RBI, 8/9 vs Mil...hit game-winning HR in the bottom of the 13th inning, 6/3 vs Min...homed in 3 of 4 games, 8/6-9...twice had streaks of 5 games with at least one RBI...had 11-game hitting streak, 7/15-26.

**1993:** Hit 30 HR with 117 RBI...was named to 3rd All-Star team with the Tigers...played in 154 games...hit grand slam on 4/7 @ Oak for his first HR of the season...had five 2-HR games (5/12 @ Tor, 6/6 vs Cal, 6/15 vs Cle, 6/18 vs Mil and 8/8 vs Bos...had career-high 7 RBI, 6/6 vs Cal...had two 7-game hitting streaks (6/9-15 and 7/25-31)...named A.L. Player of the Week, 6/20...tied career high with 90 walks...tied Hank Greenberg as the only other Tiger to hit 30 HR in 4 consecutive seasons...became only the 17th player to reach 500 RBI in 4 years...last player to do so was Hank Aaron, 1960-63...last A.L. player to do so was Vern Stephens, 1947-50. **1992:** Led the majors with 124 RBI and tied for 3rd with 35 HR (3rd in A.L.)...led the majors in RBI for the 3rd consecutive year, becoming the 2nd player in A.L. history to do so (Babe Ruth 1919-21)...had four 2-HR games (4/8 vs Tor, 6/3 @ Mil, 6/24 vs Bos and 7/31

@ Cle)...hit 2 grand slams (6/23 vs Bos and 8/1 @ Cle)...had 4 or more RBI in 5 games...posted career-high 32 RBI in June...played on M.L. All-Star team that competed in Japan in November...became the 1st Tiger to hit 35 HR and record 120 RBI in three consecutive seasons. **1991:** Led the M.L. in RBI for the 2nd straight season (133) and tied for HR with Jose Canseco (44)...started all 162 games for the Tigers...only others in the majors to do so were Baltimore's Cal Ripken and Toronto's Joe Carter...finished 2nd in the MVP balloting to Cal Ripken...received 2nd Hillerich & Bradsby Silver Slugger Award...named to AP M.L. All-Star Team...named to UPI A.L. All-Star Team...started in the All-Star Game in Toronto...led the Tigers in runs scored (102) for the 2nd straight year...homered against every team...had five 2-HR games (5/22 vs Bal, 7/12 vs KC, 7/23 vs Min, 7/31 vs Cal and 8/13/G1 vs CWS)...recorded season-high 5 RBI vs Min, 7/23...hit grand slam on 8/3 @ Bos...had career-high 12 game hitting streak, 5/19-31 (15-for-45 with 5HR and 12RBI during the stretch)...became the 2nd Tiger to hit 40 HR in consecutive seasons (Hank Greenberg, 1937-38)...became the 1st player to hit a HR over the bleachers of County Stadium (off Dan Plesac, 9/14) **1990:** Hit his 50th and 51st HR of the season on the last day of the season at NYY, becoming the 11th player in M.L. history to hit 50 HR in a season...led the majors in HR (51) and RBI (132)...led the A.L. in total bases, slugging percentage and extra-base hits...finished with 104 runs, second only to the A's Rickey Henderson...was selected to the A.L. All-Star Team...received Hillerich & Bradsby Silver Slugger Award...finished 2nd in MVP voting to Rickey Henderson...AP M.L. Player of the Year...the *Sporting News* A.L. Player of the Year...selected to the AP M.L. All-Star Team and the UPI A.L. All-Star Team...had 5 multi-HR games (hit 3 on 5/6 @ Tor and 8/16 @ Mil; hit 2 on 4/28 vs Mil, 8/25 vs Oak and 10/3 @ NYY)...had 6 RBI on 4/28 vs Mil...had two 4-hit games (5/6 @ Tor and 8/16 vs Mil)...homered against every A.L. team and in every ballpark except Anaheim Stadium...won A.L. Player of the Week honors twice (5/7-13 and 8/13-19)...was named A.L. Player of the Month for August (.298 with 9HR and 25RBI)...hit his 1st two M.L. grand slams, the 1st off Matt Young on 6/1 @ Sea, the 2nd off Mike Moore on 8/23 @ Oak...became the 1st Tiger in history to hit a HR over the Tiger Stadium leftfield roof (off Dave Stewart, 8/25); the only other 2 players to accomplish this were Harmon Killebrew of the Twins in 1962 and Frank Howard of the Senators in 1968. **1989:** Played the season for the Hanshin Tigers of Japan's Central League...led the league in slugging (.628), was 3rd in HR (38), RBI (81), walks (67) and OBP (.403), 6th in total bases (241), 9th in BA (.302). **1988:** Had two 2-HR games (6/15 vs Cle and 7/4 @ Sea). **1987:** Hit 3 HR off KC's Charlie Leibrandt during the season. **1986:** Started the season as Toronto's everyday DH...was optioned to Syracuse 5/15 and was recalled on 7/25...played in the Venezuelan League during the off-season and led the league with 19 HR. **1985:** Was promoted from AA Knoxville to Toronto on 7/18...made M.L. debut 7/20 vs Oak and hit a double in his 1st AB...began M.L. career with 5-game hitting streak...hit 1st M.L. HR off Cleveland's Neal Heaton, 8/21...batted .311 in 30 games for the Blue Jays...had 27 doubles, 18 HR and 81 RBI in the Southern League when his contract was purchased. **1984:** Began the year with Kinston and was promoted to Knoxville on 6/22 after hitting 19 HR in 61 games...hit 9 HR with 44 RBI for Knoxville in 64 games. **1983:** Named South Atlantic League's All-Star first baseman with .312 BA, 16 HR and 94 RBI. **1982:** Named Pioneer League's All-Star first baseman, leading the league with 20 HR and 176 total bases. **PERSONAL:** Attended Nogales H.S. (CA), where he was all-state in football, basketball and baseball.

#### CAREER PLAYING RECORD

YEAR	CLUB	AVG	G	AB	R	H	2B	3B	HR	RBI	BB	SO	SB
1982	Butte	.322	69	237	73	88	28	0	20	68	37	62	3
1983	Florence-a	.312	140	500	81	156	28	2	16	94	58	90	2
1984	Kinston	.284	61	222	42	63	12	1	19	49	28	44	2
	Knoxville	.254	64	236	33	60	12	2	9	44	22	48	0
1985	Knoxville	.294	96	361	52	106	26	2	18	81	45	83	0
	TORONTO	.311	30	74	6	23	4	0	4	16	6	16	0
1986	Syracuse	.280	88	325	47	91	13	3	18	68	32	91	0
	TORONTO	.157	34	83	7	13	2	0	4	13	6	27	0
1987	TORONTO	.269	82	175	30	47	7	1	14	32	20	48	0
1988	TORONTO-b	.230	74	174	24	40	6	1	9	23	14	53	0
1989	Hanshin	.302	106	384	60	116	11	0	38	81	67	107	0
1990	DETROIT-c	.277	159	573	104	159	25	1	+51	+132	90+	182	0
1991	DETROIT	.261	162	624	102	163	25	0	+44	+133	78	151	0
1992	DETROIT	.244	155	594	80	145	22	0	35	+124	73	151	0
1993	DETROIT	.267	154	573	80	153	23	0	30	117	90	125	0
1994	DETROIT	.259	109	425	67	110	16	2	28	90	50	110	0
1995	DETROIT	.243	136	494	70	120	18	1	31	82	75	116	0
1996	DETROIT-d	.248	107	391	55	97	12	0	26	80	63	90	2
	YANKEES	.260	53	200	30	52	8	0	13	37	24	49	0
<b>Minor League Totals</b>		<b>.300</b>	<b>518</b>	<b>1881</b>	<b>328</b>	<b>564</b>	<b>119</b>	<b>10</b>	<b>100</b>	<b>404</b>	<b>222</b>	<b>418</b>	<b>7</b>
<b>Major League Totals</b>		<b>.256</b>	<b>1255</b>	<b>4380</b>	<b>655</b>	<b>1122</b>	<b>168</b>	<b>6</b>	<b>289</b>	<b>879</b>	<b>589</b>	<b>1118</b>	<b>2</b>

+ denotes league leader.

++ tied for league lead.

- a - Traded to Toronto for OF Leon Roberts on February 4, 1983.
- b - Sold to Hanshin Tigers of the Japanese Central League on December 22, 1988.
- c - Signed by Detroit as a free agent on January 15, 1990.
- d - Traded to New York (AL) for OF Ruben Sierra and minor-league RHP Matt Drews on July 31, 1996.

Selected by the Kansas City Royals in the June 1982 free-agent draft.

#### FIELDER CAREER BY PARK

PARK	AVG	AB	H	HR	RBI	PARK	AVG	AB	H	HR	RBI
Bal. (Camden)	.281	96	27	6	22	Chi. (New)	.282	142	40	14	34
Bos.	.239	176	42	9	30	Cle. (Jacobs)	.200	60	12	0	4
Det.	.261	1800	470	127	402	K.C.	.283	159	45	9	27
N.Y.	.256	281	72	17	51	Mil.	.256	156	40	11	22
Tor (Skydome)	.266	188	50	15	41	Min.	.237	152	36	9	32
Ana.	.193	145	28	3	16	Sea.	.273	165	45	10	32
Oak.	.230	135	31	6	22	Tex. (Ballpark)	.172	64	11	4	7

#### DIVISION SERIES RECORD

YEAR	Club/Opponent	AVG	G	AB	R	H	2B	3B	HR	RBI	BB	SO	SB
1996	NYY vs Teaxs	.364	3	11	2	4	0	0	1	4	1	2	0

#### LEAGUE CHAMPIONSHIP SERIES RECORD

YEAR	Club/Opponent	AVG	G	AB	R	H	2B	3B	HR	RBI	BB	SO	SB
1985	TOR vs KC	.333	3	3	0	1	1	0	0	0	0	1	0
1996	NYY vs Baltimore	.167	5	18	3	3	0	0	2	8	4	5	0
<b>LCS Totals</b>		<b>.190</b>	<b>8</b>	<b>21</b>	<b>3</b>	<b>4</b>	<b>1</b>	<b>0</b>	<b>2</b>	<b>8</b>	<b>4</b>	<b>6</b>	<b>0</b>

#### WORLD SERIES RECORD

YEAR	Club/Opponent	AVG	G	AB	R	H	2B	3B	HR	RBI	BB	SO	SB
1996	NYY vs Atlanta	.391	6	23	1	9	2	0	0	2	2	2	0

#### FIELDER'S CAREER FIELDING NUMBERS

POSITION	G	PO	A	E	TC	DP	.PCT
First base	822	6759	644	66		673	.991
Second base	2	1	1	0		0	1.000
Third base	7	1	2	1		0	.750
Outfield	1	0	0	0		0	-

#### 1996

#### CAREER

CLUB	AB	H	HR	RBI	.AVG	AB	H	HR	RBI	.AVG
Baltimore	33	9	2	12	.273	324	80	21	59	.247
Boston	65	12	3	8	.185	342	80	29	69	.234
Detroit	22	7	2	10	.318	55	14	4	15	.255
New York	25	7	2	4	.280	364	85	18	64	.234
Toronto	56	12	7	19	.214	338	84	27	78	.249
<b>vs East</b>	<b>201</b>	<b>47</b>	<b>16</b>	<b>53</b>	<b>.234</b>	<b>1423</b>	<b>343</b>	<b>99</b>	<b>285</b>	<b>.241</b>
Chicago	47	10	2	6	.213	353	93	30	79	.263
Cleveland	25	10	0	3	.400	326	93	28	76	.285
Kansas City	31	9	3	5	.290	334	93	17	59	.278
Milwaukee	22	3	1	2	.136	335	95	25	65	.284
Minnesota	44	16	3	12	.364	312	75	19	67	.240
<b>vs Central</b>	<b>169</b>	<b>48</b>	<b>9</b>	<b>28</b>	<b>.284</b>	<b>1660</b>	<b>449</b>	<b>119</b>	<b>346</b>	<b>.270</b>
Anaheim	60	10	3	7	.167	300	68	16	38	.226
Oakland	69	17	5	9	.246	318	79	15	54	.248
Seattle	65	24	6	19	.369	343	94	22	82	.274
Texas	27	3	0	1	.111	339	80	23	62	.236
<b>vs West</b>	<b>221</b>	<b>54</b>	<b>14</b>	<b>36</b>	<b>.244</b>	<b>1300</b>	<b>321</b>	<b>76</b>	<b>236</b>	<b>.247</b>
Home	273	71	18	62	.260	2112	556	156	451	.263
Road	318	78	21	55	.245	2268	566	133	428	.250
1st Half	318	77	19	58	.242	2380	620	169	514	.260
2nd Half	273	72	20	57	.264	2000	502	120	365	.251
vs RHP	435	111	28	89	.245	1337	745	185	599	.245
vs LHP	138	38	11	28	.275	3043	377	104	280	.282
Pinch-hit	2	1	0	1	.500	60	12	1	8	.200
Des.hitter	297	71	20	65	.239	1370	335	81	252	.245
April	98	22	10	23	.224	582	138	41	130	.237
May	101	27	5	12	.267	714	188	51	135	.263
June	99	27	3	19	.273	801	224	55	180	.280
July	93	21	8	26	.226	784	200	56	163	.255
August	113	30	6	18	.265	767	192	44	147	.250
Sept/Oct.	87	22	7	19	.253	732	180	42	124	.246

#### FIELDER'S BESTS

##### SEASON

AVG .....	.277 (1990)
H .....	163 (1991)
HR .....	51 (1990)
RBI .....	133(1991)
HIT STREAK	12 games (1991)

##### GAME

H .....	4 (6x), last on 8/19/96 vs SEA
HR .....	3 (3x) last on 4/16/96 @ TOR
RBI .....	7, 6/6/93 vs CAL
RUNS .....	4 2x, last on 5/27/91 at MIL
SB .....	1 (2x), last on 6/11/96 vs BAL

**C**

6-0, 200. Born 7/31/70 in Tampa, FL. Opening Day Age: 26. Resides in Tampa, FL. BR. TR.

**MAJOR LEAGUE SERVICE:** None.

**CONTRACT STATUS:** Signed through the 1997 season.



**1996 SEASON:** Played just 4 games with the Clippers before being sidelined for the rest of the season with a torn ACL, 4/8 @ Norfolk. **1995:** Earned post-season selection to Eastern League All-Star Team, the second straight year he was tabbed as his league's top backstop...called Eastern League's Best Defensive Catcher by *Baseball America*...posted 7-game hitting streak 4/10 - 4/17 and was in top three in each triple crown category by streak's end...swatted home runs in back-to-back games 5/16, 17 at Canton...upon making Triple-A debut promptly collected 5 hits in his first 10 at bats...placed on Yankees' 40-man roster after conclusion of season...averaged .271, 18 HR, 71 RBI last three seasons...T5th in organization with 14 HR, T7th with 64 RBI, T9th with 115 hits...ranked 2nd among Double-A backstops with .271 BA...EL Player of the Week April 6 - 16...threw out a combined 50 of 149 runners attempting to steal against him, including a EL-leading 47 and 3 of 3 with Columbus....committed 11 E in 110 G behind the plate. **1994:** At Class A Tampa was named to the Florida State League All-Star Team after hitting .276 with 15 HR, 75 RBI and 3 stolen bases in 3 attempts...played 1 game at Class AA Albany...homed an average of once every 28 AB, fifth-best ratio in FSL...ranked among Yankee minor leaguers in RBI (6th), BA (8th) and HR (10th)...played in mid-season FSL All-Star Game (0-2)...caught 47 of 118 (.398) opponents attempting to steal...twice was called for catcher's interference...committed 10 errors in 99 games behind the plate. **1993:** Hit .264 with 25 HR and 73 RBI at San Bernardino, an independent Class A team, and Class AA Albany...his 25 HR at San Bernardino ranked second in the organization and third in the California League...had 13 errors and 12 passed balls in 83 games at C...threw out 47-139 (.388) baserunners attempting to steal...played winter ball in Australia for Canberra, batting .300-7-33 in 55 games. **1992:** Hit .178 with 1 HR and 15 RBI in 80 games at Class A Ft. Lauderdale and 3 games at Class A Prince William...had 12 errors and 15 passed balls in 83 games behind the plate...caught 46-122 (.377) opponents attempting to steal. **1991:** Hit .195-3-17 at Class A Prince William...threw out 13-53 (.245) potential base stealers in 45 games at C. **1990:** Compiled .285 batting average in first year as a professional at short-season Tampa...played 37 games at C. **PERSONAL:** Was signed 5/21/90, just prior to the 1990 amateur draft, by Jack Gillis...attended Central Florida Community College in Ocala...in his career has played 457 games at catcher and none at any other position....has thrown out 153-432 (.354) potential base stealers since 1991...grew up near Yanks' headquarters in Tampa.

**CAREER PLAYING RECORD**

- Named Best Defensive Catcher in Eastern League by *Baseball America*, 1995.
- Named to Eastern League All-Star Team, 1995.
- Named to Florida State League All-Star Team, 1994.

YEAR	CLUB	AVG	G	AB	R	H	2B	3B	HR	RBI	BB	SO	SB
1990	Tampa (GCL)	.285	40	123	19	35	1	1	2	18	17	33	4
1991	Prince William	.195	55	174	15	34	6	0	3	17	19	51	2
1992	Ft. Lauderdale	.177	80	249	12	44	13	0	1	15	13	78	3
	Prince William	.200	3	10	0	2	1	0	0	0	2	3	1
1993	San Bernardino	.266	83	308	48	82	17	1	25	71	17	84	2
	Albany-Colonie	.227	6	22	3	5	0	0	0	2	2	9	1
1994	Tampa (FSL)	.276	111	420	48	116	17	5	15	75	22	94	3
	Albany-Colonie	.500	1	2	1	1	1	0	0	0	0	1	0
1995	Norwich	.271	109	399	59	108	22	4	13	61	43	90	1
	Columbus	.280	8	25	2	7	1	0	1	3	3	5	0
1996	Columbus	.273	4	11	3	3	1	0	0	0	1	3	0
<b>Minor League Totals</b>		<b>.251</b>	<b>500</b>	<b>1743</b>	<b>210</b>	<b>437</b>	<b>80</b>	<b>11</b>	<b>60</b>	<b>262</b>	<b>139</b>	<b>451</b>	<b>15</b>

## FOX, ANDREW JUNIPERO (Andy) 3B

#26

6-4, 205. Born 1/12/71 in Sacramento, CA. Opening Day Age: 26. Resides in Sacramento, CA. BL. TR.

**MAJOR LEAGUE SERVICE:** 1 year, 14 days.

**CONTRACT STATUS:** Signed through the 1997 season.



**1996 SEASON:** Hit .196 with 3 HR and 13 RBI in his 1st full Major-League season...had 8 multi-hit games including a career-high 3-hit game on 6/21/G2 @ Cle (single, double, HR, 2RBI)...recorded his 1st M.L. hit on 4/11 vs KC (2nd-inning single off Belcher)...recorded his 1st M.L. RBI on 5/1 @ Bal...hit his 1st M.L. HR on 6/6 vs Tor (3-run shot in the 8th inning off Spoljaric)...recorded 9 assists at 3b on 6/11, 2 shy of the M.L. record...was optioned to Double-A Norwich on 8/31 to make room on the 25-man roster for Charlie Hayes and was recalled on 9/2...appeared in 8 games in the post season (7 pinch run appearances), scoring 1 run. **1995:** On 9/18 was asked to report but did not appear in a Major League game...at Class AA Norwich and Class AAA Columbus combined to hit .296 with 19 doubles, 11 triples, 14 HR, 54 RBI and 30 stolen bases...his .296 BA ranked fifth among Yankee minor leaguers and ranked T2nd with 30 SB...in 82 games at Columbus hit .348 with 9 HR, 37 RBI and 22 stolen bases...for the Clippers appeared in 69 games at 3B, 10 at SS, 8 in the OF and 4 at 2B...committed 9 errors...began the season at Class AA Norwich where in 44 games, all at SS, he hit .206 with 5 HR, 17 RBI and 8 stolen bases...in his professional career has played 669 games at 3B, 61 at SS, 6 at 2B and 8 in the OF...ranked T6th in the minor leagues with 11 triples and ranked 13th among minor league third basemen with a .296 BA...was an International League Player of the Week (6/12-6/18)...with a triple on 7/28 @ Scranton/Wilkes-Barre became the first minor league player to reach double figures in doubles, triples, home runs and stolen bases...following the season played for Scottsdale in the Avis Arizona Fall League and hit .353 with 1 HR and 4 RBI in 9 games and 34 at-bats before his fall season ended after suffering a bruised left knee on 10/13. **1994:** Spent the season at Class AA Albany, hitting .222 with 11 HR and 43 RBI in 121 games...stole 22 bases in 35 attempts...led Eastern League third basemen with 30 errors...overall committed 34 errors in 115 games at 3B, 6 games at SS and 1 at 2B...following the season played in the Avis Arizona Fall League, where he hit .272 with 7 HR, 41 RBI and 9 stolen bases in 14 attempts for Peoria...was voted one of the top prospects in that league in a vote of AFL managers...led the league in RBI and ranked among the leaders in HR (T2nd), extra-base hits (19, T2nd) and doubles (11, T4th)...was named the AFL's first player of the week (.407, 2 HR, 6 RBI). **1993:** Spent the season at Class AA Albany but played in just 65 games because of a sprained finger on his right hand...was on Albany's disabled list from 6/10-8/1...hit .275 with 3 HR, 24 RBI and 12 stolen bases in 18 attempts...committed 19 errors in 64 games at 3B...was added to the Yankees' 40-man roster on 11/19/93. **1992:** Spent the season at Class A Prince William, where he was voted the Carolina League's "Best Defensive Third Baseman" and "Best Infield Arm" by *Baseball America*...committed 27 errors in 123 games at 3B and led league third basemen in putouts (96)...played shortstop for the first time in his career (1 game)...was fifth in the league in runs scored (75)...teamed with 2B Kevin Jordan and 1B Ramon Jimenez to turn a triple play...stole 28 bases in 42 attempts...his 28 stolen bases ranked 5th in the organization...had a 13-game hitting streak from 5/13-5/26. **1991:** Stole 15 bases in 28 attempts at Class A Prince William...hit for the cycle on 5/4 vs Lynchburg...played 126 games, all at 3B...was chosen to play in the Carolina League All-Star Game at Frederick. **1990:** At Class A Greensboro, was named to the South Atlantic League All-Star Team...led league third basemen in games (133) and errors (45). **1989:** At Sarasota in the Rookie League, hit .248 with 3 HR, 25 RBI and 6 SB in his first pro season...played 39 games at 3B and 1 game at 2B. **PERSONAL:** Graduated in 1989 from Christian Brothers (CA) H.S., where he played baseball, basketball, football...was offered a baseball scholarship to Loyola-Marymount...Signed by Greg Orr.

### CAREER PLAYING RECORD

- \* Named International League Player of the Week, June 12-18, 1995.
- \* Led International League third basemen in double plays (22), 1995.
- \* Led Carolina League third basemen in putouts (96), 1992.
- \* Carolina League All-Star Game Selection, 1991.
- \* South Atlantic League All-Star Team, 1990.
- \* Led South Atlantic League third basemen in games (133) and errors (45), 1990.

YEAR	CLUB	AVG	G	AB	R	H	2B	3B	HR	RBI	BB	SO	SB
1989	Sarasota	.248	40	141	26	35	9	2	3	25	31	29	6
1990	Greensboro	.218	134	455	68	99	19	4	9	55	92	132	26
1991	Prince William	.230	126	417	60	96	22	2	10	46	81	104	15
1992	Prince William	.239	125	473	75	113	18	3	7	42	54	81	28
1993	Albany	.275	65	236	44	65	16	1	3	24	32	54	12
1994	Albany	.222	121	472	75	105	20	3	11	43	62	102	22
1995	Columbus	.348	82	302	61	105	16	6	9	37	43	41	22
	Norwich	.206	44	175	23	36	3	5	5	17	19	36	8
1996	YANKEES	.196	113	189	26	37	4	0	3	13	20	28	11
<b>Minor League Totals</b>		<b>.234</b>	<b>737</b>	<b>2671</b>	<b>432</b>	<b>654</b>	<b>123</b>	<b>26</b>	<b>57</b>	<b>289</b>	<b>414</b>	<b>579</b>	<b>139</b>
<b>Major League Totals</b>		<b>.196</b>	<b>113</b>	<b>189</b>	<b>26</b>	<b>37</b>	<b>4</b>	<b>0</b>	<b>3</b>	<b>13</b>	<b>20</b>	<b>28</b>	<b>11</b>

Selected by New York (AL) in the second round of the June 1989 free-agent draft.

#### FOX CAREER BY PARK

PARK	AVG	AB	H	HR	RBI	PARK	AVG	AB	H	HR	RBI
Bal. (Memorial)	-	-	-	-	-	Chi. (Old)	-	-	-	-	-
Bal. (Camden)	.250	4	1	0	1	Chi. (New)	.250	8	2	0	0
Bos.	.190	21	4	0	1	Cle. (Municipal)	-	-	-	-	-
Det.	.600	5	3	1	1	Cle. (Jacobs)	.273	11	3	1	2
N.Y.	.178	90	16	1	6	K.C.	.222	9	2	0	1
Tor. (Exhibition)	-	-	-	-	-	Mil.	.333	3	1	0	0
Tor. (SkyDome)	.273	11	3	0	1	Min.	.091	11	1	0	0
<b>EAST</b>	<b>.206</b>	<b>131</b>	<b>27</b>	<b>2</b>	<b>10</b>	<b>CENTRAL</b>	<b>.214</b>	<b>42</b>	<b>9</b>	<b>1</b>	<b>3</b>
Ana.	.200	5	1	0	0	Tex. (Arlington)	-	-	-	-	-
Oak.	.000	6	0	0	0	Tex. (Ballpark)	.000	5	0	0	0
Sea.	-	-	-	-	-	<b>WEST</b>	<b>.063</b>	<b>16</b>	<b>1</b>	<b>0</b>	<b>0</b>

#### DIVISION SERIES RECORD

YEAR	Club/Opponent	AVG	G	AB	R	H	2B	3B	HR	RBI	BB	SO	SB
1996	NYY vs Texas	.000	2	0	0	0	0	0	0	0	0	0	0

#### LEAGUE CHAMPIONSHIP SERIES RECORD

YEAR	Club/Opponent	AVG	G	AB	R	H	2B	3B	HR	RBI	BB	SO	SB
1996	NYY vs Baltimore	.000	2	0	0	0	0	0	0	0	0	0	0

#### WORLD SERIES RECORD

YEAR	Club/Opponent	AVG	G	AB	R	H	2B	3B	HR	RBI	BB	SO	SB
1996	NYY vs Atlanta	.000	4	0	1	0	0	0	0	0	0	0	0

#### FOX'S CAREER FIELDING NUMBERS

POSITION	G	PO	A	E	TC	DP	.PCT
Second Base	72	78	104	8	190	21	.958
Third Base	31	10	38	1	49	3	.980
Short Stop	9	8	16	3	27	3	.889
Outfield	1	0	0	0	0	0	.000

#### 1996

#### CAREER

CLUB	AB	H	HR	RBI	.AVG	AB	H	HR	RBI	.AVG
Baltimore	9	1	0	1	.111	9	1	0	1	.111
Boston	26	6	0	1	.231	26	6	0	1	.231
Detroit	16	4	1	1	.250	16	4	1	1	.250
New York	-	-	-	-	-	-	-	-	-	-
Toronto	14	4	1	4	.286	14	4	1	4	.286
<b>vs East</b>	<b>65</b>	<b>15</b>	<b>2</b>	<b>7</b>	<b>.231</b>	<b>65</b>	<b>15</b>	<b>2</b>	<b>7</b>	<b>.231</b>
Chicago	23	3	0	0	.130	23	3	0	0	.130
Cleveland	22	7	1	4	.318	22	7	1	4	.318
Kansas City	15	3	0	1	.200	15	3	0	1	.200
Milwaukee	12	3	0	0	.250	12	3	0	0	.250
Minnesota	14	1	0	0	.071	14	1	0	0	.071
<b>vs Central</b>	<b>86</b>	<b>17</b>	<b>1</b>	<b>5</b>	<b>.198</b>	<b>86</b>	<b>17</b>	<b>1</b>	<b>5</b>	<b>.198</b>
Anaheim	10	1	0	1	.100	10	1	0	1	.100
Oakland	9	1	0	0	.111	9	1	0	0	.111
Seattle	3	0	0	0	.000	3	0	0	0	.000
Texas	16	3	0	0	.188	16	3	0	0	.188
<b>vs West</b>	<b>38</b>	<b>5</b>	<b>0</b>	<b>1</b>	<b>.132</b>	<b>38</b>	<b>5</b>	<b>0</b>	<b>1</b>	<b>.132</b>
Home	90	16	1	6	.178	90	16	1	6	.178
Road	99	21	2	7	.212	99	21	2	7	.212
1st Half	117	24	2	8	.205	117	24	2	8	.205
2nd Half	72	13	1	5	.181	72	13	1	5	.181
vs RHP	160	32	2	10	.200	160	32	2	10	.200
vs LHP	29	5	1	3	.172	29	5	1	3	.172
Pinch-hit	4	1	0	0	.250	4	1	0	0	.250
Des.hitter	0	0	0	0	.000	0	0	0	0	.000
April	24	6	0	1	.250	24	6	0	1	.250
May	37	5	0	0	.135	37	5	0	0	.135
June	50	11	2	7	.220	50	11	2	7	.220
July	29	6	0	1	.207	29	6	0	1	.207
August	24	3	0	2	.125	24	3	0	2	.125
Sept/Oct.	25	6	1	2	.240	25	6	1	2	.240

**FOX'S BESTS**

SEASON	GAME
AVG ..... 196 (1996)	H ..... 3,6/21/96 at CLE
H ..... 37 (1996)	HR ..... 1 (3x), last on 9/12/96 at DET
HR ..... 3 (1996)	RBI ..... 3, 6/21/96 at CLE
RBI ..... 13 (1996)	RUNS ..... 2 (3x), last on 9/12/96 at DET
HIT STREAK ..... 4 gms (1996)	SB ..... 2, 4/13/96 at TEX

**GIRARDI, JOSEPH ELLIOTT (Joe)**

**C**

**5-11, 195. Born 10/14/64 in Peoria, IL. Opening Day Age: 32. Resides in Lake Forest, IL. BR. TR. Married: Kim, 12/17/89. College: Northwestern University.**

**MAJOR LEAGUE SERVICE:** 7 years, 87 days.

**CONTRACT STATUS:** Signed a 2-year contract extension on December 3, 1996 with a club option for the 1999 season. Contract extends through the 1998 season.



**1996 SEASON:** Hit .294 with 2 HR and 45 RBI in his 1st season with the Yankees...set career highs with a .294 BA and 124 hits...had 33 multi-hit games, including two 4-hit and eight 3-hit games...was 3rd among A.L. catchers with a .996 fielding percentage...played in 124 games, 110 starts (all at catcher)...caught Dwight Gooden's no-hitter on 5/14...set a single season record for Yankee catchers and led all M.L. catchers with 13 stolen bases...stole home on the front end of a double steal 4/11 vs KC (1st catcher to do so since the Brewers' B.J. Surhoff on 8/30/92 and 1st Yankee catcher since Jake Gibbs on 7/13/68)...threw out 2 attempted base stealers 5/9 vs Det (Curtis, EWilliams)...hit 1st HR as a Yankee 8/18 vs Seattle...went without a HR in his 1st 325 ABs this season and 338 ABs since his last HR on 9/29/95...hit .226 with 2 triples and 1 RBI in the post season...hit an RBI triple to drive in the 1st of three runs in the 3rd inning of Game 6 of the World Series. **1995:** For Colorado established career highs with 121 hits, 8 HR, 55 RBI and 63 runs scored...appeared in 125 games, second-most in his career...led the club and tied for fifth in the National League with 12 sacrifice bunts...threw out 25-99 baserunners attempting to steal (.253) and in his Major League career has thrown out 168-519 baserunners attempting to steal (.324)...on Opening Day vs the Mets scored 4 runs and tied his career high with 4 hits...also had 4-hit games a week later (5/3) vs SD and the next week (5/10) vs SF, going 12-for-16 with 1 HR and 9 RBI on the first 3 Wednesdays of the season...also on 5/3 vs SD, had a career-high 6 RBI...hit safely in 17 of his first 18 games, including a career-high 14-game hitting streak from 5/1-5/17 in which he hit .434 with 1 HR and 16 RBI...on 5/12 @Fla drew 4 walks, a Rockies record...from 7/2-7/13 put together a 9-game hitting streak (.353)...on 8/6 vs SD's Trevor Hoffman hit the first pinch-hit HR of his career, giving the Rockies a club-record 7 pinch-hit HR for the season...hit his last home run of the season on 9/29 vs SF off Mark Leiter. **1994:** In 93 games hit .276, the second-highest average of his career...missed the first 15 days following the All-Star break because of inflammation in his left patellar tendon...threw out 27-81 baserunners attempting to steal (.333), including a stretch in May where he threw out 8-15 runners (.533)...batted second, fifth, sixth, seventh and eighth...on Opening Day went 3-3 vs Phi...on 4/11 @Phi, scored 4 runs to tie a Rockies record...on 6/18 @LA had 3 RBI and his second career 4-hit game...from 7/10-8/1 had a season-high 7-game hitting streak...went on the DL on 7/11, returned to action on 7/26 @SD and homered off Scott Sanders in his first AB that night...was his fourth HR of the season, a career high...hit safely in his first 6 games after coming off the DL. **1993:** Hit a career-high .290 in 86 games...missed 60 games in the middle of the season because of an injury to his left hand...originally injured the hand on 9/20/92, aggravated the injury on 6/4/93 @Phi and eventually had surgery to remove the hamate bone in his left hand...had 12 sacrifice bunts, tying him for fifth-best in the league among non-pitchers...threw out 23-76 baserunners attempting to steal (.303), including 6 straight from 9/11-9/18...threw out 8 of the last 12 baserunners who attempted to steal...had a season-high 7-game hitting streak from 4/24-5/1...began that streak with his first career 4-hit game (vs Fla)...hit .317 the last 2 months of the season. **1992:** For the Cubs hit .270 in 90 games, including 70 starts behind the plate...season ended on 9/20, when he broke the hamate bone in his left hand...went 5-10 as a pinch-hitter...threw out 28-73 baserunners attempting to steal (.384)...established a career high with an 11-game hitting streak from 7/17-8/10...on 5/8 homered off Cincinnati's Jose Rijo for his only HR of the season and his first since 6/

10/90...posted a .991 fielding percentage. **1991:** Missed most of the season with a lower back strain...appeared in just 21 games for the Cubs...made 3 starts before going on the disabled list on 4/17...did not play again until 8/7 vs Phi and in that game suffered a broken nose in a home plate collision with John Kruk...did not go on the DL with the broken nose, playing 4 days later...threw out 6-20 (.300) baserunners attempting to steal...on 10/5 vs StL recorded a 2-run single in his first career pinch-hitting appearance. **1990:** Hit .270 in 133 games as the Cubs' everyday catcher...had 8 stolen bases, the most by a Cubs catcher since Gabby Hartnett had 10 SB in 1934...threw out 38-114 baserunners attempting to steal (.333)...ranked second among NL catchers with 61 assists...hit his only HR on 6/10 vs Phi off Bruce Ruffin. **1989:** Became the first rookie to start for the Cubs on Opening Day since Randy Hundley in 1966...singled off the Phils' Floyd Youmans in his first Major League at-bat...had 6 hits in his first 12 ML at-bats...was optioned to Class AAA Iowa on 5/1 and appeared in 32 games in his first stop at that level...hit for the cycle on 6/6 vs Toledo...was recalled on 6/13...on 6/29 @SF, hit his first Major League HR off Jeff Brantley...threw out 21-56 baserunners attempting to steal (.375)...was named to the all-rookie team by *Baseball Digest*. **1988:** Season was cut short by a separated left shoulder suffered in a collision at home plate on 8/7...threw out 55-117 baserunners attempting to steal to lead Eastern League catchers in caught-stealing percentage (.470)...also led EL catchers in putouts, assists, total chances and fielding percentage (4E, 528TC)...appeared in the league's mid-season All-Star Game. **1987:** Led Carolina League catchers in total chances, putouts and assists...threw out 53-121 baserunners attempting to steal, second-best caught-stealing percentage in the league (.439)...was named to the mid-season and post-season all-star teams. **1986:** Made his professional debut in his hometown of Peoria...in 68 games hit .309, highest among Midwest League catchers. **PERSONAL:** Graduated in 1986 from Northwestern University with a degree in industrial engineering...at Northwestern, twice was All-Big Ten and 3 times earned academic All-America honors...graduated in 1982 from Spalding Institute in Peoria, IL, where he was all-state in baseball.

#### CAREER PLAYING RECORD

- \* Led all Major League catchers with 13 stolen bases, 1996.
- \* Named to *Baseball Digest's* Rookie All-Star Team, 1989.
- \* Led Eastern League catchers in caught-stealing percentage (.471), fielding percentage (.992), putouts (448), assists (76) and total chances (528), 1988.
- \* Tied for Eastern League lead in double plays, catcher (5), 1988.
- \* Eastern League All-Star Game participant, 1988.
- \* Carolina League mid-season All-Star Game participant, 1987.
- \* Named to the Carolina League post-season All-Star Team, 1987.
- \* Led Carolina League catchers in total chances (661), putouts (569) and assists (74), 1987.

YEAR	CLUB	AVG	G	AB	R	H	2B	3B	HR	RBI	BB	SO	SB
1986	Peoria	.309	68	230	36	71	13	1	3	28	17	36	6
1987	Winston-Salem	.280	99	364	51	102	9	8	8	46	33	64	9
1988	Pittsfield	.272	104	357	44	97	14	1	7	41	29	51	7
1989	CUBS	.248	59	157	15	39	10	0	1	14	11	26	2
	Iowa	.245	32	110	12	27	4	2	2	11	5	19	3
1990	CUBS	.270	133	419	36	113	24	2	1	38	17	50	8
1991	CUBS-a	.191	21	47	3	9	2	0	0	6	6	6	0
	Iowa	.222	12	36	3	8	1	0	0	4	4	8	2
1992	CUBS	.270	91	270	19	73	3	1	1	12	19	38	0
1993	COLORADO-b	.290	86	310	35	90	14	5	3	31	24	41	6
	Colorado Springs	.484	8	31	6	15	1	1	1	6	0	3	1
1994	COLORADO-c	.276	93	330	47	91	9	4	4	34	21	48	3
1995	COLORADO-d	.262	125	462	63	121	17	2	8	55	29	76	3
1996	YANKEES-e	.294	124	422	55	124	22	3	2	45	30	55	13
<b>Minor League Totals</b>		<b>.284</b>	<b>323</b>	<b>1128</b>	<b>152</b>	<b>320</b>	<b>42</b>	<b>13</b>	<b>21</b>	<b>136</b>	<b>88</b>	<b>181</b>	<b>28</b>
<b>Major League Totals</b>		<b>.273</b>	<b>732</b>	<b>2417</b>	<b>273</b>	<b>660</b>	<b>101</b>	<b>17</b>	<b>20</b>	<b>235</b>	<b>157</b>	<b>340</b>	<b>35</b>

Selected by Chicago (NL) in the fifth round of the June 1986 free-agent draft.

Selected by Colorado in the first round (19th overall) of the November 1992 expansion draft.

- a - On disabled list April 17-August 6, 1991 (strained back); rehab assignment July 23-August 6.
- b - On disabled list June 5-August 11, 1993 (broken hamate bone, left hand); rehab assignment August 1-11.
- c - On disabled list July 11-26, 1994 (inflammation, left patellar tendon).
- d - Traded to New York (AL) for Mike DeJean and a player to be named on November 20, 1995; Steve Shoemaker named on December 6, 1995.
- e - Signed with New York (AL) as a free agent on December 3, 1996.

**GIRARDI CAREER BY PARK**

PARK	AVG	AB	H	HR	RBI	PARK	AVG	AB	H	HR	RBI
Bal. (Memorial)	-	-	-	-	-	Chi. (Old)	-	-	-	-	-
Bal. (Camden)	.273	22	6	0	6	Chi. (New)	.333	18	6	0	3
Bos.	.333	12	4	0	1	Cle. (Municipal)	-	-	-	-	-
Det.	.286	14	4	0	1	Cle. (Jacobs)	.294	17	5	0	1
N.Y.	.304	214	65	1	20	K.C.	.389	18	7	0	1
Tor. (Exhibition)	-	-	-	-	-	Mil.	.300	20	6	0	2
Tor. (SkyDome)	.125	8	1	0	0	Min.	.188	16	3	0	1
<b>EAST</b>	<b>.296</b>	<b>270</b>	<b>80</b>	<b>1</b>	<b>28</b>	<b>CENTRAL</b>	<b>.303</b>	<b>89</b>	<b>27</b>	<b>0</b>	<b>8</b>
Ana.	.333	12	4	1	3	Tex. (Arlington)	-	-	-	-	-
Oak.	.333	15	5	0	0	Tex. (Ballpark)	.353	17	6	0	4
Sea.	.105	19	2	0	0	<b>WEST</b>	<b>.270</b>	<b>63</b>	<b>17</b>	<b>1</b>	<b>7</b>

**1996**

**CAREER**

CLUB	AB	H	HR	RBI	.AVG	AB	H	HR	RBI	.AVG
Baltimore	38	11	0	8	.289	38	11	0	8	.289
Boston	33	7	0	2	.212	33	7	0	2	.212
Detroit	35	10	0	4	.286	35	10	0	4	.286
New York	-	-	-	-	-	-	-	-	-	-
Toronto	21	3	0	1	.143	21	3	0	1	.143
<b>vs East</b>	<b>127</b>	<b>31</b>	<b>0</b>	<b>15</b>	<b>.244</b>	<b>127</b>	<b>31</b>	<b>0</b>	<b>15</b>	<b>.244</b>
Chicago	37	10	0	5	.270	37	10	0	5	.270
Cleveland	29	9	0	2	.310	29	9	0	2	.310
Kansas City	40	15	0	2	.375	40	15	0	2	.375
Milwaukee	34	14	0	5	.412	34	14	0	5	.412
Minnesota	27	7	0	3	.259	27	7	0	3	.259
<b>vs Central</b>	<b>167</b>	<b>55</b>	<b>0</b>	<b>17</b>	<b>.329</b>	<b>167</b>	<b>55</b>	<b>0</b>	<b>17</b>	<b>.329</b>
Anaheim	27	10	1	4	.370	27	10	1	4	.370
Oakland	31	10	0	1	.323	31	10	0	1	.323
Seattle	37	6	1	2	.162	37	6	1	2	.162
Texas	33	12	0	6	.364	33	12	0	6	.364
<b>vs West</b>	<b>128</b>	<b>38</b>	<b>2</b>	<b>13</b>	<b>.297</b>	<b>128</b>	<b>38</b>	<b>2</b>	<b>13</b>	<b>.297</b>
Home	214	65	1	20	.304	1196	348	12	141	.291
Road	208	59	1	25	.284	1221	312	8	94	.256
1st Half	225	66	0	21	.293	1364	380	9	121	.279
2nd Half	197	58	2	24	.294	1053	280	11	104	.267
vs RHP	286	89	2	36	.311	1653	444	16	171	.269
vs LHP	136	35	0	9	.257	764	216	4	64	.283
Pinch-hit	4	1	0	3	.250	20	8	1	6	.400
Des.hitter	2	0	0	1	.000	2	0	0	1	.000
April	70	17	0	6	.243	367	95	0	27	.259
May	81	26	0	9	.321	499	143	3	56	.287
June	56	16	0	3	.286	374	102	5	34	.273
July	72	27	0	11	.375	346	109	3	38	.315
August	82	20	2	12	.244	452	108	7	48	.239
Sept/Oct.	61	18	0	4	.295	379	103	2	32	.272

**DIVISION SERIES RECORD**

YEAR	Club/Opponent	AVG	G	AB	R	H	2B	3B	HR	RBI	BB	SO	SB
1995	COL vs Atlanta	.125	4	16	0	2	0	0	0	0	0	2	0
1996	NY Yankees vs Texas	.222	4	9	1	2	0	0	0	0	4	1	0
<b>Division Series Totals</b>		<b>.160</b>	<b>8</b>	<b>25</b>	<b>1</b>	<b>4</b>	<b>0</b>	<b>0</b>	<b>0</b>	<b>0</b>	<b>4</b>	<b>3</b>	<b>0</b>

**LEAGUE CHAMPIONSHIP SERIES RECORD**

YEAR	Club/Opponent	AVG	G	AB	R	H	2B	3B	HR	RBI	BB	SO	SB
1989	Cubs vs SF	.100	4	10	1	1	0	0	0	0	1	2	0
1996	NY Yankees vs Baltimore	.250	4	12	1	3	0	1	0	0	1	3	0
<b>LCS Totals</b>		<b>.182</b>	<b>8</b>	<b>22</b>	<b>2</b>	<b>4</b>	<b>0</b>	<b>1</b>	<b>0</b>	<b>0</b>	<b>2</b>	<b>5</b>	<b>0</b>

**WORLD SERIES RECORD**

YEAR	Club/Opponent	AVG	G	AB	R	H	2B	3B	HR	RBI	BB	SO	SB
1996	NY Yankees vs Atlanta	.200	4	10	1	2	0	1	0	1	1	2	0

**GIRARDI'S CAREER FIELDING NUMBERS**

POSITION	G	PO	A	E	TC	DP	PB	.PCT
Catcher	718	4009	358	49	4416	43	50	.989

**GIRARDI'S BESTS**

**SEASON**

**GAME**


AVG ..... .294 (1996)  
H ..... 124 (1996)  
HR ..... 8 (1995)  
RBI ..... 55 (1995)  
HIT STREAK ..... 14 G (1995)

H ..... 4 (7x), last on 7/26/96 vs KC  
HR ..... 1 (20x), last on 8/29/96 at CAL  
RBI ..... 6, 5/3/95 vs SD  
RUNS ..... 4 (2x), last on 4/26/95 vs METS  
SB ..... 2, 6/27/96 vs BAL

## GOODEN, DWIGHT EUGENE (Doc) RHP

#11

6-3, 210. Born 11/16/64 in Tampa, FL. Opening Day Age: 32. Resides in St. Petersburg, FL. BR. TR. Married: Monica, 11/21/87. Children: Dwight, Jr. (3/8/86), Ashley (4/13/90), Ariel D'Schae (9/1/91), Devon (11/27/94) and Darren Eugene (8/20/96).



**MAJOR LEAGUE SERVICE:** 11 years, 131 days.

**CONTRACT STATUS:** On October 16, 1995 reached agreement on a 1-year contract, with club options for 1997 and 1998. The 1997 option on his contract was picked up on November 1, 1996.

**1996 SEASON:** Went 11-7 with a 5.01 ERA in his 1st season with the Yankees...his 1st season in double digit wins since he went 12-15 for the Mets in 1993...the Yankees were 14-15 in his 29 starts, scoring 146 runs (5 runs/start)...opponents hit .259 (10th lowest in the A.L.)...was 8-1 at Yankee Stadium...was 5-6 after a Yankee loss...recorded his 1st Yankee win on 5/8 @ Det...went 0-3 with 2 no-decisions before picking up his 1st victory on 5/8 @ Det in a 10-3 Yankee victory (8IP, 2H, 3R, 3ER, 2BB, 8K)...after going 0-3 in his 1st 3 starts he rebounded to go 11-2 in his next 21 starts (136IP, 113H, 53ER), dropping his ERA from 11.48 to 4.22...pitched his 1st career no-hitter on 5/14 vs Sea in a 2-0 victory (9IP, 6BB, 5K, 135 pitches), the 8th regular-season no-hitter by a Yankee pitcher...was named A.L. Player of the Week for May 13-19...was T2nd with Jimmy Key among Yankee pitchers with 20 consecutive scoreless innings pitched...recorded his 2,000th strikeout on 9/27 @ Bos (Vaughn swinging), and is 6th among active players with 2,001 career strikeouts...is also among active leaders in wins (6th with 168), shutouts (4th with 24) and winning percentage (2nd with .646)...did not pitch in the post season due to a tired arm...was honored by the Leukemia Society of America with its 1997 "Athlete of the Year" award. **1995:** Did not play in the Major Leagues...played in the Puerto Rican Winter League for San Juan and went 0-1...on 11/4/94 was suspended for the '95 season for repeated violations of his aftercare program and Major League Baseball's drug policy. **1994:** For the Mets went 3-4, 6.31 in 7 starts before he was suspended on 6/28 for violating his aftercare program...served 45 days of the 60-day suspension before the members of the Major League Baseball Players Association went on strike...on 9/15, the Commissioner's Office announced that Gooden again violated his aftercare program and baseball's drug policy...on 11/4, the Commissioner's Office announced that Gooden would be suspended for the 1995 season as a result of those violations...won his Opening Day start, a 12-8 victory @ Chi on 4/4, to improve his Opening Day record to 6-1...injured his right big toe during that start and missed his next appearance...made 2 more starts, a 9-1 victory vs Hou on 4/16 and a 13-3 loss @ LA on 4/21, before going on the DL with a hairline fracture in his right big toe...did not pitch again until 6/9...went 2-1, 6.35 in 3 starts before he went on the DL and 1-3, 6.29 in 4 starts after he came off the DL...on 5/30 began his rehab assignment that included 1 start for Class AAA Norfolk and another for Class AA Binghamton...made his last Major League appearance on 6/24 vs Pit, started and suffered the 9-4 loss (5.1 IP, 7H, 9R, 8ER, 4BB, 7K, 2-2B, 1-3B, 2HR). **1993:** Tied for second in the National League with 7 CG and tied for third with 2 SHO...did not pitch after 8/31 because of inflammation in his right shoulder...threw on the side the last month of the year...with a 4-hit, 3-0 victory vs Col became the first Met pitcher to throw a shutout on Opening Day...on 7/6 vs SD earned the 9-7 victory for his 150th career victory...on 5/22 vs Atl off John Smoltz hit his sixth career HR, tying Tom Seaver for the franchise record for pitchers...broke the club record with his seventh career HR on 7/1 @ Fla off Charlie Hough...on 8/23 vs Cin was ejected by HP umpire Gary Darling after hitting Brian Koelling with a pitch...was his second career ejection (8/9/90) and led to a suspension from 9/2-9/7...from 6/12-7/1 and 8/7/G1-8/23 had a pair of 4-game losing streaks, tying his career high. **1992:** Received the National League Silver Slugger Award for pitchers after hitting .264 with 9 RBI...was on the DL from 7/17-8/8 with inflammation in his right shoulder...pitched at least 6 innings in 25-31 starts...allowed 3 runs or less in 23-31 starts...on 9/29 vs Phi allowed a career-high 12 hits. **1991:** Had arthroscopic surgery on 9/7 and did not pitch the rest of the season...Mets team physician Dr. James Parkes repaired tears in the labrum and rotator cuff of his right shoulder...made his last appearance in a 6-0 victory on 8/22 vs StL (5IP, 3H, 0R, 5BB, 5K)...recorded his 1,500th career strikeout on 7/11 vs SD (Tim Lincecum)...at age 26 became the second-youngest pitcher ever to record 1,500 strikeouts (Blyleven was 25)...struck out a season-high 14 batters on 4/13 vs Mon, his 45th career 10-K game. **1990:** Won 8 of his last 9 decisions, 16 of his last 18 and 18 of his last 22...went 3-5, 4.37 through 6/2 and then went 16-2, 3.60 the rest of the season...was named National League Pitcher of the Month in September after going 5-0, 1.93...from 6/12-7/17 won 7 consecutive starts, tying his career high (8/11-9/12, 1984 & 7/9-8/10, 1985)...from 6/12-9/28 won 16-17 decisions, including a pair of 8-game winning streaks from 6/12-7/29 and 8/14-9/28...on 6/25 beat the

Phillies, 3-0, with his fifth career 2-hitter. **1989:** Was on the disabled list from 7/2-9/2 with a small tear in the muscle of his right shoulder...made his only 2 professional relief appearances after he came off the DL, on 9/13 @Phi and 9/19 @Chi...the appearance on 9/13 snapped his string of 175 consecutive Major League starts, though he pitched in relief in Game 7 of the 1988 NLCS vs LA...picked up his only professional save in the outing on 9/19 @Chi...beat the Expos, 5-3, on 6/19 to become - at 24 years, 7 months, 3 days - the third-youngest player in the modern era to win 100 games...only Frank "Noodles" Hahn (on 7/2/03 was 24 years, 2 months, 4 days) and Bob Feller (on 7/14/41 was 22 years, 8 months, 11 days) were younger...that victory gave him a career record of 100-37, the second-fewest number of losses for any pitcher with at least 100 wins (White Ford, 100-36). **1988:** Tied for the National League lead among pitchers with 9 RBI...on 5/31 vs LA, threw more than 9 IP (9.1) for the only time in his career in a regular-season game (threw 10IP in Game 5 of the 1986 NLCS vs Hou)...on 6/5 vs Chi, took a no-hitter into the eighth inning before Damon Berryhill led off with a single...started for the National League in the All-Star Game at Cincinnati and allowed a solo HR to Terry Steinbach. **1987:** Began the season on the DL and made rehab starts at Tidewater and Lynchburg before he was activated on 6/5...pitched that night before a sellout Shea Stadium crowd and earned the 5-1 victory. **1986:** Became the first pitcher in Major League history to record 200 strikeouts in each of his first 3 seasons...recorded his 200th strikeout on the final game of the season...threw a complete game on Opening Day to become the first Met to accomplish that feat since Jerry Koosman in 1978...on 8/1 vs Mon struck out 6 consecutive batters, tying his career high...pitched 10 innings in Game 5 of the NLCS vs Hou, tying the NLCS record set by Houston's Joe Niekro in 1980...was the first time he ever threw more than 9 innings in a game and became the first Met to do it since Mike Torrez recorded 11 IP on 7/31/83 vs Pit. **1985:** At age 20 became the youngest player ever to win the Cy Young Award (LA's Fernando Valenzuela was 21 in 1981)...became the seventh pitcher to capture the award unanimously (Koufax, 1963, 1965, 1966; McLain 1968; Gibson 1968; Carlton 1977; Guidry 1978; Sutcliffe 1984)...Seaver is the only other Met ever to win the award (1969, 1973, 1975)...became the fifth pitcher to win both the National League Rookie of the Year and Cy Young Awards...finished fourth in the MVP voting...became the first pitcher to lead the Major Leagues in wins, strikeouts and ERA since Koufax, who did it in 1963, '65 and '66...his 1.53 ERA, a Mets record, was the lowest in the majors since Gibson's 1.12 mark in 1968...also established a Mets record with 8 shutouts...had the Major Leagues' longest winning streak (14, 5/30-8/25) and longest shutout streak (career-high 31IP, 8/31-9/16)...the 14-game winning streak is a Mets record...did not allow an earned run in 49 IP from 8/31-10/2...became the youngest pitcher in the modern era to win 20 games and the third Met to do it...had the highest winning percentage by a pitcher with at least 20 victories (.857) since Brooklyn's Preacher Roe went 22-3 (.880) in 1951...led the National League with 16 complete games, the most by a Met since Koosman had 17 in 1976...established a Mets record with 21 hits offensively...became the youngest pitcher in the modern era to start an Opening Day game...hit his first career HR on 9/21 vs Pit, a 3-run shot off Rick Rhoden. **1984:** Succeeded Darryl Strawberry as National League Rookie of the Year...received 23 of 24 first-place votes to become the youngest player ever to win the award...became the first pitcher ever to lead his league in strikeouts (276) as a rookie...struck out 16 batters in a game in successive starts on 9/12 vs Pit and 9/17 @Phi. **PERSONAL:** In his career has thrown a 1-hitter (9/7/84 vs Chi, 10-0 win), five 2-hitters and four 3-hitters...has 46 career 10-strikeout games, the last on 6/14/94 vs Phi...has 2 career-high 4-game losing streaks, the last from 6/24/94-4/7, 13, 19/96...his 157 victories and 1,875 strikeouts rank second in Mets history behind Seaver's 198 wins and 2,541 K's...Gooden and Seaver are the only Mets with more than 140 victories...graduated in 1982 from Tampa's Hillsborough High School...went 14-4 there his last 2 seasons and in his senior year recorded 130 strikeouts in 74 innings...is an uncle to Major Leaguer Gary Sheffield...in 1994 received the New York Press Photographers Association Good Guy Award and the Baseball Writers Association of America Toast of the Town Award.

#### CAREER PLAYING RECORD

- \* Threw 1st career no-hitter on May 14, 1996.
- \* Received National League Silver Slugger Award, pitcher, 1992.
- \* Named National League Pitcher of the Month, September 1990.
- \* Received National League Cy Young Award, 1985.
- \* Named National League Pitcher of the Year by *The Sporting News*, 1985.
- \* Named Male Athlete of the Year by The Associated Press, 1985
- \* Led Major Leagues in wins (24), ERA (1.53), strikeouts (268) and complete games (16), 1985.
- \* Named National League Rookie of the Year by Baseball Writers Association of America, 1984.
- \* Named National League Rookie Pitcher of the Year by *The Sporting News*, 1984.
- \* Named to Topps' Major League Rookie All-Star Team, 1984.
- \* Led Major Leagues in strikeouts (276), 1984.
- \* Established Major League record for strikeouts by a rookie (276), 1984.
- \* Established Major League record for strikeouts by a teenager (276), 1984.
- \* Established National League record and tied Major League record for strikeouts in consecutive games (32), 9/12 vs Pittsburgh (16) & 9/17 @Philadelphia (16), 1984.
- \* Established Major League record for strikeouts in 3 consecutive 9-inning games (43), 9/7 vs Chicago (11), 9/12 vs Pittsburgh (16), 9/17 @Philadelphia (16), 1984.

- \* Established Major League record for strikeouts-per-nine-innings ratio (11.39), 1984.
- \* Tied for National League lead in balks (7), 1984.
- \* Named Minor League Player of the Year by *Baseball America*, 1983.
- \* Named Carolina League Most Valuable Player, 1983.
- \* Led Carolina League in wins (19), ERA (2.50), shutouts (6), walks (112), strikeouts (300), 1983.
- \* Established Carolina League record for strikeouts (300), 1983.

YEAR CLUB	W-L	ERA	G	GS	CG	Sho	SV	IP	H	R	ER	BB	SO
1982 Kingsport	5-4	2.47	9	9	4	2	0	65.2	53	34	18	25	66
Little Falls	0-1	4.15	2	2	0	0	0	13.0	11	6	6	3	18
1983 Lynchburg	*19-4	*2.50	27	27	10	*6	0	191.0	121	58	53	*112	*300
1984 METS	17-9	2.60	31	31	7	3	0	218.0	161	72	63	73	*276
1985 METS	*24-4	*1.53	35	35	*16	8	0	*276.2	198	51	47	69	*268
1986 METS	17-6	2.84	33	33	12	2	0	250.0	197	92	79	80	200
1987 METS-a	15-7	3.21	25	25	7	3	0	179.2	162	68	64	53	148
Tidewater	3-0	2.05	4	4	1	0	0	22.0	20	7	5	9	24
Lynchburg	0-0	0.00	1	1	0	0	0	4.0	2	0	0	2	3
1988 METS	18-9	3.19	34	34	10	3	0	248.1	242	98	88	57	175
1989 METS-b	9-4	2.89	19	17	0	0	1	118.1	93	42	38	47	101
1990 METS	19-7	3.83	34	34	2	1	0	232.2	229	106	99	70	223
1991 METS-c	13-7	3.60	27	27	3	1	0	190.0	185	80	76	56	150
1992 METS-d	10-13	3.67	31	31	3	0	0	206.0	197	93	84	70	145
1993 METS-e	12-15	3.45	29	29	7	2	0	208.2	188	89	80	61	149
1994 METS-f,g,h,i	3-4	6.31	7	7	0	0	0	41.1	46	32	29	15	40
Norfolk	0-0	0.00	1	1	0	0	0	3.0	0	0	0	1	4
Binghamton	1-0	0.00	1	1	0	0	0	5.0	2	0	0	1	4
1995 Suspended, did not play-j													
1996 YANKEES	11-7	5.01	29	29	1	1	0	170.2	169	101	95	88	126
<b>Minor League Totals</b>	<b>28-9</b>	<b>2.43</b>	<b>45</b>	<b>45</b>	<b>15</b>	<b>8</b>	<b>0</b>	<b>303.2</b>	<b>209</b>	<b>105</b>	<b>82</b>	<b>153</b>	<b>419</b>
<b>Major League Totals</b>	<b>168-92</b>	<b>3.10</b>	<b>334</b>	<b>332</b>	<b>68</b>	<b>24</b>	<b>1</b>	<b>2340.1</b>	<b>2067</b>	<b>924</b>	<b>842</b>	<b>739</b>	<b>2001</b>

\* League leader.

Selected by New York (NL) in the first round (fifth overall) in the June 1982 free-agent draft.

- a - On disabled list April 1-June 5, 1987; rehab assignments at Tidewater May 12-31 and Lynchburg June 1.
- b - On disabled list July 2-September 2, 1989 (inflammation, right shoulder).
- c - On disabled list August 24-October 7, 1991 (inflammation, right shoulder).
- d - On disabled list July 17-August 8, 1992 (inflammation, right shoulder).
- e - On suspended list September 2-7, 1993 (for throwing at a batter).
- f - On disabled list April 22-June 9, 1994 (hairline fracture, right big toe); rehab assignments at Norfolk May 30-June 4 and Binghamton June 4-9.
- g - Suspended without pay beginning June 28, 1994 for violations of his aftercare program.
- h - Granted free agency on October 24, 1994.
- i - Suspended for 1995 season on November 4, 1994 for repeated violations of his aftercare program and baseball's drug policy.
- j - Agreed to a 1-year contract with New York (AL) on October 16, 1995, with club options for 1997 and 1998.

CLUB	1996						CAREER					
	W-L	ERA	IP	ER	SHO	SV	W-L	ERA	IP	ER	SHO	SV
Baltimore	1-0	7.38	11.0	9	0	0	1-0	7.38	11.0	9	0	0
Boston	0-1	7.02	10.1	8	0	0	0-1	7.02	10.1	8	0	0
Detroit	2-0	4.32	16.2	8	0	0	2-0	4.32	16.2	8	0	0
New York	-	-	-	-	-	-	-	-	-	-	-	-
Toronto	1-0	6.45	5.2	4	0	0	1-0	6.45	5.2	4	0	0
<b>vs East</b>	<b>4-1</b>	<b>5.98</b>	<b>43.2</b>	<b>29</b>	<b>0</b>	<b>0</b>	<b>4-1</b>	<b>5.98</b>	<b>43.2</b>	<b>29</b>	<b>0</b>	<b>0</b>
Chicago	0-0	2.29	19.2	5	0	0	0-0	2.29	19.2	5	0	0
Cleveland	2-0	3.77	14.1	6	0	0	2-0	3.77	14.1	6	0	0
Kansas City	0-0	1.06	17.0	2	0	0	0-0	1.06	17.0	2	0	0
Milwaukee	1-1	5.61	9.2	6	0	0	1-1	5.61	9.2	6	0	0
Minnesota	0-1	7.00	9.0	7	0	0	0-1	7.00	9.0	7	0	0
<b>vs Central</b>	<b>3-2</b>	<b>3.36</b>	<b>69.2</b>	<b>26</b>	<b>0</b>	<b>0</b>	<b>3-2</b>	<b>3.36</b>	<b>69.2</b>	<b>26</b>	<b>0</b>	<b>0</b>
Anaheim	-	-	-	-	-	-	-	-	-	-	-	-
Oakland	2-0	5.41	16.2	10	0	0	2-0	5.41	16.2	10	0	0
Seattle	1-2	7.34	23.1	19	1	0	1-2	7.34	23.1	19	1	0
Texas	1-2	5.73	17.1	11	0	0	1-2	5.73	17.1	11	0	0
<b>vs West</b>	<b>4-4</b>	<b>6.28</b>	<b>57.1</b>	<b>40</b>	<b>1</b>	<b>0</b>	<b>4-4</b>	<b>6.28</b>	<b>57.1</b>	<b>40</b>	<b>1</b>	<b>0</b>
Home	8-1	3.57	101.0	40	1	0	98-42	2.87	1255.1	401	15	0
Road	3-6	7.11	69.2	55	0	0	70-50	3.66	1085.0	441	8	1
1st Half	8-4	4.20	94.1	44	1	0	98-58	3.30	1350.2	495	14	0
2nd Half	3-3	6.01	76.1	51	0	0	70-34	3.16	989.2	347	9	1
Start	11-7	5.01	170.2	95	1	0	168-92	3.25	2333.1	841	23	0
Relief	-	-	-	-	-	-	0-0	1.29	7.0	1	-	1
April	0-3	8.38	19.1	18	0	0	27-13	2.98	341.1	113	4	0
May	3-1	2.50	36.0	10	1	0	26-20	3.29	407.2	149	6	0
June	4-0	3.97	34.0	15	0	0	33-19	3.54	473.1	186	3	0
July	3-1	3.94	29.2	13	0	0	30-12	2.94	358.1	117	3	0
August	1-1	5.50	36.0	22	0	0	27-15	3.81	390.0	165	2	0
Sept/Oct.	0-1	9.77	15.2	17	0	0	25-13	2.73	369.2	112	5	1

### ALL-STAR GAME RECORD

- \* Holds All-Star Game record for career balks (2).
- \* Shares All-Star Game record for losses (2).

YEAR	Club/Site	W-L	ERA	G	GS	CG	Sho	SV	IP	H	R	ER	BB	SO
1984	NL/San Francisco	0-0	0.00	1	0	0	0	0	2.0	1	0	0	0	3
1985	NL/Minnesota	Did not play												
1986	NL/Houston	0-1	6.00	1	1	0	0	0	3.0	3	2	2	0	2
1988	NL/Cincinnati	0-1	3.00	1	1	0	0	0	3.0	3	1	1	1	1
<b>All-Star Game Totals</b>		<b>0-2</b>	<b>3.38</b>	<b>3</b>	<b>2</b>	<b>0</b>	<b>0</b>	<b>0</b>	<b>8.0</b>	<b>7</b>	<b>3</b>	<b>3</b>	<b>1</b>	<b>6</b>

### GOODEN CAREER BY PARK

PARK	G	W-L-S	ERA	IP	ER	SO	PARK	G	W-L-S	ERA	IP	ER	SO
Bal. (Mem)	-	-	-	-	-	-	Chi. (Old)	-	-	-	-	-	-
Bal. (Camden)	1	1-0-0	9.00	5.0	5	5	Chi. (New)	1	0-0-0	2.70	6.2	2	4
Bos.	1	0-1-0	10.80	5.0	6	6	Cle. (Mun)	-	-	-	-	-	-
Det.	2	1-0-0	5.19	8.2	5	7	Cle. (Jcb)	1	1-0-0	5.68	6.1	4	4
N.Y.	16	8-1-0	3.57	101.0	40	74	K.C.	1	0-0-0	0.00	9.0	0	3
Tor. (Exhib)	-	-	-	-	-	-	Mil.	1	0-1-0	9.64	4.2	5	2
Tor. (Dome)	-	-	-	-	-	-	Min.	1	0-1-0	18.00	3.0	6	2
<b>EAST</b>	<b>20</b>	<b>10-2-0</b>	<b>4.21</b>	<b>119.2</b>	<b>56</b>	<b>92</b>	<b>CENTRAL</b>	<b>5</b>	<b>1-2-0</b>	<b>5.16</b>	<b>29.2</b>	<b>17</b>	<b>15</b>
Ana.	-	-	-	-	-	-	Tex. (Arl)	-	-	-	-	-	-
Oak.	1	0-0-0	9.64	4.2	5	4	Tex. (Prk)	1	0-1-0	9.00	5.0	5	7
Sea.	2	0-2-0	9.26	11.2	12	8	<b>WEST</b>	<b>4</b>	<b>0-3-0</b>	<b>9.28</b>	<b>21.1</b>	<b>22</b>	<b>19</b>

### DIVISION SERIES RECORD

YEAR	Club/Opponent	W-L	ERA	G	GS	CG	Sho	SV	IP	H	R	ER	BB	SO
1996	NYY vs Texas	Did not play due to injury.												

### LEAGUE CHAMPIONSHIP RECORD

- \* Holds single-season series record for strikeouts (20), 1988.
- \* Shares NLCS record for innings pitched, game (10.0), October 14, 1986.

YEAR	Club/Opponent	W-L	ERA	G	GS	CG	Sho	SV	IP	H	R	ER	BB	SO
1986	Mets vs Astros	0-1	1.06	2	2	0	0	0	17.0	16	2	2	5	9
1988	Mets vs Dodgers	0-0	2.95	3	2	0	0	0	18.1	10	6	6	8	20
1996	NYY vs Baltimore	Did not play due to injury.												
<b>LCS Totals</b>		<b>0-1</b>	<b>2.04</b>	<b>5</b>	<b>4</b>	<b>0</b>	<b>0</b>	<b>0</b>	<b>35.1</b>	<b>26</b>	<b>8</b>	<b>8</b>	<b>13</b>	<b>29</b>

### WORLD SERIES RECORD

YEAR	Club/Opponent	W-L	ERA	G	GS	CG	Sho	SV	IP	H	R	ER	BB	SO
1986	Mets vs Red Sox	0-2	8.00	2	2	0	0	0	9.0	17	10	8	4	9
1996	NYY vs Atlanta	Did not play due to injury.												

### GOODEN'S CAREER FIELDING NUMBERS

POSITION	G	PO	A	E	TC	DP	.PCT
Pitcher	334	200	354	33	587	29	.944

### GOODEN'S BESTS

#### SEASON

WINS	24 (1985)
ERA	1.53 (1985)
IP	276.2 (1985)
SO	276 (1984)
WIN STREAK	14 gms (1985)

#### GAME

LOW-HIT CG	0, 5/14/96 vs SEA
IP (starter, RS)	9.1, 5/31/88 vs LA
IP (starter, PS)	10.0, 10/14/86 vs HOU
IP (relief)	4.0, 9/19/89 at CHI
SO	16 (3x), last on 8/20/85 vs SF
BB	7 (3x), 8/12/96 at CHI

## HAYES, CHARLES DEWAYNE (Charlie) 3B

#28

6-0, 215. Born 5/29/65 in Hattiesburg, MS. Opening Day Age: 31. Resides in Houston, TX. BR. TR. Married: Gelinda. Children: Charles, Jr. (11/26/83) and Tyree (8/8/88).

**MAJOR LEAGUE SERVICE:** 7 years, 75 days.

**CONTRACT STATUS:** Signed a 2-year contract extension with a club option for 1999 on December 20, 1996. Contract extends through the 1998 season.



**1996 SEASON:** In his 2nd tour with the Yankees hit .284 with 2 HR and 13 RBI in 20 games (Yankees' regular third baseman in 1992)...started 15 games for the Yankees, all at 3b...was acquired from Pittsburgh for a player to be named later (minor-league RHP Chris Corn) on 8/30...hit .248 with 10 HR and 68 RBI in 128 games with the Pirates in '96...had 36 multi-hit games in '96 (7 with the Yankees)...was 2-for-5 with 2 runs and 3 RBI in his '96 Yankee debut on 8/31 @

Cal...hit his 100th M.L. HR on 5/20 @ Col...played in his 1000th M.L. game on 6/8 @ SD...recorded his 1000th career hit on 8/3 @ Phi...hit 1st Yankee HR of '96 on 9/2 @ Oak...in the post season hit .179 (5-for-28) with 2 RBI...caught the final out of the World Series when Atlanta's Mark Lemke popped out into foul territory in Game 6. **1995:** Ranked 3rd among N.L. third basemen with a .963 fielding percentage despite appearing in 45 more games than Tim Wallach (1st) and 43 more than Jeff Branson (2nd)...tied for 1st among third basemen with 104 putouts and ranked 2nd with 382 chances and 27 DP...played in every inning of every game until 7/23...started 141 of Phil 144 games, missing just 35 innings...posted a career high in walks (50)...hit .400 with 10 RBI during a nine-game streak, 6/11-20 and .410 during a 10-game streak, 8/10-19...had four RBI 8/25 vs LA...MRI on 9/10 revealed some tearing of the meniscus in his right knee...had surgery on 10/16 to repair the knee. **1994:** Made 109 starts at 3B in his second full season with the Rockies...hit safely in 10 straight games, 4/13-23...suffered a fractured left cheek on 6/25 vs SF after getting hit by a Salomon Torres pitch...missed only 2 games before returning to the lineup...hit .293 (44-for-150) the remainder of the season...tied career high with 4 hits on 7/15 vs St. Louis. **1993:** Set career highs in nearly every offensive category...led N.L. and set an expansion club record for doubles...led Col in in HRs and hits...finished 3rd in the league in extra-base hits (72)...batted .452 during an 11-game streak in June...was N.L. Player-of-the-Week for the week ending 9/19 after batting .385 with 2 HR and 9 RBI...hit 2 HR and drove in 5 RBI on 7/26 vs Atlanta. **1992:** Spent his first A.L. season with NYY...batted .325 during the month of April...had 1st career 2 HR game on 8/5 vs Cle...tied for league lead among third basemen with 29 DP...his 13 errors were 2nd fewest in the league...selected by Colorado in the 1st round (2nd pick overall) of the MLB Expansion Draft, 11/18. **1991:** Homered in 3 straight games, 8/24-26, for the third straight season...had career high 12-game hitting streak, 5/3-15...hit 1st career grand slam on 8/28 off Houston's Ryan Bowen (5 RBI in the game)...finished 4th among third basemen with a .958 fielding percentage. **1990:** Led the Phillies in games played in his 1st full season in the majors...was 3rd in the league with a .957 fielding percentage at third base...tied for major-league lead with 324 assists...had 34-game errorless streak, 5/27-7/5...caught Gary Carter's line drive to close out Mulholland's no-hitter against the Giants, 8/15...homered in 3 straight games, 7/26-28 (all @ Pitt)...had 1st career 4-hit game on 7/17 @ Atlanta. **1989:** Began the season with Phoenix (AAA)...was recalled early in May, but eventually returned to Triple-A after a 3-game stint...was traded to Phil on 6/18...reported to Scranton and went 11-for-27 (.407) in his first 7 games...was recalled by Phil on 6/30 where he finished the season...hit the 34th ball into the upper deck in Veterans Stadium on 7/28...homered in 3 straight games, 7/28-30 (all @ Pitt). **1988:** Spent the entire season with Phoenix...was promoted to the majors in September and made his M.L. debut on 9/11 vs Hou, starting in LF...singled off Jim Deshaies @ Hou for his 1st M.L. hit. **1987:** Led Shreveport in AB, runs, hits, HR and RBI...his .934 fielding percentage and 334 total chances ranked 3rd among Texas League third basemen. **1986:** Spent 1st full season at Double-A level...led all Texas League third basemen with 27 DP. **1985:** Voted Most Popular Player by the fans while playing for Fresno...led California League third basemen with a .949 fielding percentage and 100 putouts. **1983:** Played in first 34 games and missed the rest of the season due to injury. **PERSONAL:** Graduated from Forrest County Agricultural H.S. (MS) where he played football and was All-State in baseball and basketball...played in the Little League World Series for Hattiesburg (MS) in 1977.

#### CAREER PLAYING RECORD

YEAR	CLUB	AVG	G	AB	R	H	2B	3B	HR	RBI	BB	SO	SB
1983	Great Falls	.261	34	111	9	29	4	2	0	9	7	26	1
1984	Clinton	.245	116	392	41	96	17	2	2	51	34	110	4
1985	Fresno	.283	131	467	73	132	17	2	4	68	56	95	7
1986	Shreveport	.247	121	434	52	107	23	2	5	45	28	83	1
1987	Shreveport	.304	128	487	66	148	33	3	14	75	26	76	5
1988	Phoenix	.307	131	492	71	151	26	4	7	71	34	91	4
	S.F. GIANTS	.091	7	11	0	1	0	0	0	0	0	3	0
1989	Phoenix	.284	61	229	25	65	15	1	7	27	15	48	5
	S.F. GIANTS	.300	3	5	0	1	0	0	0	0	0	1	0
	Scranton	.407	7	27	4	11	3	1	1	3	0	3	0
	PHILADELPHIA	.258	84	299	26	77	15	1	8	43	11	49	3
1990	PHILADELPHIA-a	.258	152	561	56	145	20	0	10	57	28	91	4
1991	PHILADELPHIA	.230	142	460	34	106	23	1	12	53	16	75	3
1992	YANKEES-b	.257	142	509	52	131	19	2	18	66	28	100	3
1993	COLORADO	.305	157	573	89	175	+45	2	25	98	43	82	11
1994	COLORADO	.288	113	423	46	122	23	4	10	50	36	71	3

1995	PHILADELPHIA-c	.276	141	529	58	146	30	3	11	85	50	88	5
1996	PITTSBURGH-d	.248	128	459	51	114	21	2	10	62	36	78	6
	YANKEES-e,f	.284	20	67	7	19	3	0	2	13	1	12	0
<b>Minor League Totals</b>		<b>.280</b>	<b>729</b>	<b>2639</b>	<b>341</b>	<b>739</b>	<b>138</b>	<b>17</b>	<b>40</b>	<b>349</b>	<b>200</b>	<b>532</b>	<b>27</b>
<b>AL Totals</b>		<b>.260</b>	<b>162</b>	<b>576</b>	<b>59</b>	<b>150</b>	<b>22</b>	<b>2</b>	<b>20</b>	<b>79</b>	<b>29</b>	<b>112</b>	<b>3</b>
<b>NL Totals</b>		<b>.267</b>	<b>927</b>	<b>3320</b>	<b>360</b>	<b>887</b>	<b>177</b>	<b>13</b>	<b>86</b>	<b>448</b>	<b>220</b>	<b>538</b>	<b>35</b>
<b>Major League Totals</b>		<b>.266</b>	<b>1089</b>	<b>3896</b>	<b>419</b>	<b>1037</b>	<b>199</b>	<b>15</b>	<b>106</b>	<b>527</b>	<b>249</b>	<b>650</b>	<b>38</b>

+ denotes league leader.

Selected by San Francisco in fourth round of the June 1983 free-agent draft.

Selected by Colorado in the first round (second pick overall) of the 1992 MLB Expansion Draft.

a - Traded to Philadelphia on June 18, 1989 with LHP Terry Muholland and LHP Dennis Cook for RHP Steve Bedrosian and a player to be named later (OF Rick Parker).

b - Acquired by New York (AL) as the player to be named later in the Darrin Chapin trade.

c - Signed by Philadelphia as a free agent on April 6, 1995.

d - Signed by Pittsburgh as a free agent on December 28, 1995.

e - Traded to the New York (AL) for a player to be named later (RHP Chris Corn) on August 30, 1996.

f - Signed a two-year extension with New York (AL) on December 20, 1996.

#### HAYES CAREER BY PARK

PARK	AVG	AB	H	HR	RBI	PARK	AVG	AB	H	HR	RBI
Bal. (Memorial)	.267	15	4	2	4	Chi. (Old)	-	-	-	-	-
Bal. (Camden)	-	-	-	-	-	Chi. (New)	.364	22	8	0	1
Bos.	.250	28	7	1	4	Cle. (Municipal)	.350	20	7	1	3
Det.	.395	38	15	3	9	Cle. (Jacobs)	-	-	-	-	-
N.Y.	-	259	57	7	32	K.C.	.400	20	8	0	2
Tor. (Exhibition)	-	-	-	-	-	Mil.	.421	19	8	2	5
Tor. (SkyDome)	.257	35	9	0	1	Min.	.300	20	6	0	1
<b>EAST</b>	<b>.245</b>	<b>375</b>	<b>92</b>	<b>13</b>	<b>50</b>	<b>CENTRAL</b>	<b>.367</b>	<b>101</b>	<b>37</b>	<b>3</b>	<b>12</b>
Ana.	.120	25	3	0	4	Tex. (Arlington)	.211	19	4	1	3
Oak.	.250	32	8	2	9	Tex. (Ballpark)	-	-	-	-	-
Sea.	.250	24	6	1	1	<b>WEST</b>	<b>.210</b>	<b>100</b>	<b>21</b>	<b>4</b>	<b>17</b>

#### 1996

#### CAREER

CLUB	AB	H	HR	RBI	.AVG	AB	H	HR	RBI	.AVG
Baltimore	5	0	0	0	.000	38	11	2	5	.289
Boston	9	3	0	1	.333	46	10	1	4	.217
Detroit	13	4	1	3	.308	55	21	5	14	.382
New York	-	-	-	-	-	-	-	-	-	-
Toronto	17	4	0	0	.235	60	13	0	2	.217
<b>vs East</b>	<b>44</b>	<b>11</b>	<b>1</b>	<b>4</b>	<b>.250</b>	<b>199</b>	<b>55</b>	<b>8</b>	<b>25</b>	<b>.276</b>
Chicago	-	-	-	-	-	33	10	0	2	.303
Cleveland	-	-	-	-	-	46	13	3	7	.283
Kansas City	-	-	-	-	-	30	11	0	3	.367
Milwaukee	4	2	0	2	.500	51	18	4	12	.353
Minnesota	-	-	-	-	-	41	11	0	1	.268
<b>vs Central</b>	<b>4</b>	<b>2</b>	<b>0</b>	<b>2</b>	<b>.500</b>	<b>201</b>	<b>63</b>	<b>7</b>	<b>25</b>	<b>.313</b>
Anaheim	9	2	0	3	.222	44	8	1	11	.181
Oakland	10	4	1	4	.400	55	13	2	11	.236
Seattle	-	-	-	-	-	48	7	1	4	.146
Texas	-	-	-	-	-	29	4	1	3	.138
<b>vs West</b>	<b>19</b>	<b>6</b>	<b>1</b>	<b>7</b>	<b>.316</b>	<b>176</b>	<b>32</b>	<b>5</b>	<b>29</b>	<b>.181</b>
Home	234	62	5	36	.265	1931	526	51	586	.272
Road	292	71	7	39	.243	1965	511	55	241	.260
1st Half	299	74	9	45	.247	2059	554	58	283	.269
2nd Half	227	59	3	30	.260	1837	483	48	244	.263
vs RHP	414	102	8	59	.246	2757	721	74	380	.262
vs LHP	112	31	4	16	.277	1139	316	32	147	.277
Pinch-hit	10	4	0	3	.400	41	14	0	7	.341
Des.hitter	-	-	-	-	-	-	-	-	-	-
April	91	22	2	8	.242	493	131	13	61	.266
May	99	30	6	17	.303	688	181	25	90	.263
June	87	15	1	15	.172	632	178	16	102	.282
July	93	23	1	13	.247	715	174	18	95	.243
August	94	26	0	12	.277	767	205	19	91	.267
Sept/Oct.	62	17	2	10	.247	601	168	15	88	.280

#### DIVISION SERIES RECORD

YEAR	Club/Opponent	AVG	G	AB	R	H	2B	3B	HR	RBI	BB	SO	SB
1996	NYY vs Texas	.200	3	5	0	1	0	0	0	1	0	0	0

#### LEAGUE CHAMPIONSHIP SERIES RECORD

YEAR	Club/Opponent	AVG	G	AB	R	H	2B	3B	HR	RBI	BB	SO	SB
------	---------------	-----	---	----	---	---	----	----	----	-----	----	----	----

1996 NYY vs Baltimore .143 4 7 0 1 0 0 0 0 2 2 0

### WORLD SERIES RECORD

YEAR	Club/Opponent	AVG	G	AB	R	H	2B	3B	HR	RBI	BB	SO	SB
1996	NYY vs Atlanta	.188	5	16	2	3	0	0	0	1	1	5	0

### HAYES' CAREER FIELDING NUMBERS

POSITION	G	PO	A	E	TC	DP	.PCT
First Base	8	59	2	0	61	3	1.000
Second Base	1	2	3	0	5	1	1.000
Third Base	1058	750	2061	138	2949	195	.953
Shortstop	3	3	3	1	7	0	.897
Outfield	4	5	0	0	5	0	1.000

### HAYES' BESTS

#### SEASON

AVG	.305 (1993)
H	175 (1993)
HR	25 (1993)
RBI	98 (1993)
HIT STREAK	12 gms (1991)

#### GAME

H	3 (4x), last on 8/1/96 at NYM
HR	2 (2x), last on 7/26/93 vs ATL
RBI	5 (2x), last on 7/26/93 vs ATL
RUNS	3 (6x), last on 7/15/94 vs St.Louis
TB	9 (2x), last on 6/6/94 at TEX

## JETER, DEREK SANDERSON (Derek)

#2

SS

6-3, 185. Born 6/26/74 in Pequannock, NJ. Opening Day Age: 22. Resides in Kalamazoo, MI. BR. TR.

**MAJOR LEAGUE SERVICE:** 1 year, 43 days.

**CONTRACT STATUS:** Signed through the 1997 season.

**1996 SEASON:** Hit .314 with 10 HR and 78 RBI in his 1st year as the Yankees' everyday shortstop...is the club's 1st opening-day rookie shortstop since Tom Tresh in 1962...hit his 1st M.L. HR on Opening Day on 4/2 @ Cle...led the club with 183 hits, 2 triples and 156 games started (all at SS)...tied with Martinez for most multi-hit games with 49 (two 4-hit and fifteen 3-hit games)...was 4th in the A.L. with 142 singles and 3rd with a .328 lead-off BA...played the most games of any A.L. rookie (157) and had a stretch of 105 starts before sitting out Game 2 of a DH vs Mil on 9/25...had a 17-game hitting streak which is the longest by a Yankee rookie since Joe DiMaggio's streak of 18 games in 1936...his 77 RBI is the most by a rookie shortstop in the Majors since Julio Franco drove in 80 in 1980 (no other rookie in the expansion era has driven in more than 75)...hit inside-the-park HR 8/2 @ KC, the 1st by a Yankee since Alvaro Espinoza 7/21/90 @ Min...hit game-winning 2-run HR in the 8th inning of a 4-2 victory @ Bal, 7/11...hit .361 with 12 runs, 1 HR and 3 RBI in the post season (.412 in the Division Series and .417 in the ALCS)...scored the game-winning run in the bottom of the 12th inning in Game 2 of the Division Series vs Tex after Dean Palmer overthrew first base on a Charlie Hayes bunt...scored the game-tying run in the top of the 9th inning vs Tex in Game 3 after leading off the inning with a single in the Yankees' 3-2 win...hit game-tying HR in the 8th inning of Game 1 of the ALCS in a 5-4 Yankee win...was unanimously voted American League Rookie of the Year by the Baseball Writers Association of America. **1995:** Contract purchased by the Yankees on 5/29 after Tony Fernandez was placed on the disabled list with a strained rib cage muscle...made 13 starts and batted .234 with 3 doubles and 6 RBI...was optioned back to Columbus on 6/11...he was recalled on 9/3, appearing in two games and raising his average to .250...was named to the International League All-Star Team; Triple-A All-Star Game participant; led Yankee minor leaguers and ranked 3rd among Class AAA shortstops, 5th among minor league shortstops and 14th overall in Class AAA with .317 BA; 3rd in Class AAA and T9th in minors with 96 runs; T5th in Class AAA with 9 triples; 7th in Class AAA with 154 hits; T9th in Class AAA with 61 walks; 15th in Class AAA with .394 OBP. **1994:** Was named Minor League Player of the Year by *Baseball America*, *The Sporting News*, *USA Today Baseball Weekly* and *Topps/NAPBL* after hitting .344 with 5 HR, 68 RBI and 50 stolen bases in 58 attempts at Class AAA Columbus, Class AA Albany and Class A Tampa...became the first Yankee prospect to win the *Baseball America* and *USA Today* awards...also was named Florida State League MVP...his .344 BA led all minor league shortstops and ranked 10th in the minors overall...also ranked among all minor leaguers with 186 hits (2nd), 103 runs (10th) and 50 stolen bases (T14th)...was named the Yankees' Minor League Player of the Year after leading the organization in BA, stolen bases, runs, hits and triples



(11)...ranked third in the organization with 138 games and sixth with 27 doubles...hit .232 in the season's first month but was named the organization's Player of the Month in May after hitting .391 and leading the minor leagues with 31 runs...earned a June promotion to Albany after hitting .367 in his last 49 games at Tampa...was the FSL's Player of the Month in June...had a 5-hit game on 6/10 @Sarasota...at Albany hit .420 in July and was named Topps' Eastern League Player of the Month...was promoted to Columbus on 8/1...for the Clippers hit safely in 28-35 games and did not go hitless in consecutive games...finished the season with a 5-game hitting streak (11-19, .579)...went 4-4 with a home run on 8/31 vs Toledo...with Jeter on their rosters, Yankee affiliates combined for a .621 winning percentage (87-53)...the teams went 138-137 (.502) without him...committed 25 errors in 616 chances at SS, including 7 errors at Columbus, 6 errors at Albany and 12 errors at Tampa...played for Chandler in the Avis Arizona Fall League and hit .278 with 9 RBI, 2 stolen bases and 11 errors in 16 games before he was sidelined with mild inflammation in his right shoulder...didn't play after 11/9...in his career has 70 SB in 90 attempts. **1993:** At Class A Greensboro was voted the Most Outstanding Major League Prospect by South Atlantic League managers after hitting .295 with 5 HR, 71 RBI and 18 stolen bases in 27 attempts...was named to the All-Star Team after finishing second in the league in triples (11), third in hits (152) and 11th in BA...ranked T2nd in AB (515)...ranked fifth in the organization in BA...committed 56 errors in 126 games at SS...ranked second in the league in errors by a shortstop...was voted by *Baseball America* as the South Atlantic League's Best Defensive Shortstop, Most Exciting Player and Best Infield Arm. **1992:** Was the Yankees' first-round selection and the sixth pick overall in the June 1992 free-agent draft...was the first high school player chosen in the draft...became the third shortstop selected in Yankees history with a first round pick, joining Rex Hudler (1978) and Dennis Sherrill (1974)...at Tampa, 7 of his first 13 hits went for extra bases, and his 13 XBH overall there ranked T2nd most on the club...combined to hit .210 with 4 HR and 29 RBI between the two clubs, playing 57 games at shortstop...had 12 errors in 211 chances at Tampa and 9 errors in 48 chances at Greensboro. **PERSONAL:** Graduated in 1992 from Kalamazoo Central High School, where he hit .508 (30-59) with 4 HR, 23 RBI, 1 K and 21 BB in 23 games as a senior...was 12-12 in stolen base attempts, slugged .831 and had a .637 OBP...hit .557 with 7 HR as a junior...named 1992 High School Player of the Year by the American Baseball Coaches Association...attends the University of Michigan.

#### CAREER PLAYING RECORD

- \* Named American League Rookie of the Year, 1996.
- \* Named Minor League Player of the Year by *Baseball America*, *The Sporting News*, *USA Today Baseball Weekly*, Topps/NAPBL 1994.
- \* Florida State League Most Valuable Player, 1994.
- \* Florida State League Player of the Month, June, 1994.
- \* Topps Eastern League Player of the Month, July, 1994.
- \* Florida State League Player of the Week, May 16-22, 1994.
- \* Florida State League All-Star Game Selection, 1994.
- \* Topps Class A All-Star Team, 1994.
- \* South Atlantic League All-Star Team, 1993.
- \* Voted Most Outstanding Major League Prospect by SAL managers, 1993.

YEAR	CLUB	AVG	G	AB	R	H	2B	3B	HR	RBI	BB	SO	SB
1992	Tampa	.202	47	173	19	35	10	0	3	25	19	36	2
	Greensboro	.243	11	37	4	9	0	0	1	4	7	16	0
1993	Greensboro	.295	128	515	85	152	14	11	5	71	58	95	18
1994	Tampa (FSL)	.329	69	292	61	96	13	8	0	39	23	30	28
	Albany	.377	34	122	17	46	7	2	2	13	15	16	12
	Columbus	.349	35	126	25	44	7	1	3	16	20	15	10
1995	Columbus	.317	123	486	96	154	27	9	2	45	61	56	20
	YANKEES	.250	15	48	5	12	4	1	0	7	3	11	0
1996	YANKEES	.314	157	582	104	183	25	6	10	78	48	102	14
<b>Minor League Totals</b>		<b>.306</b>	<b>447</b>	<b>1751</b>	<b>307</b>	<b>536</b>	<b>78</b>	<b>31</b>	<b>16</b>	<b>213</b>	<b>203</b>	<b>264</b>	<b>90</b>
<b>Major League Totals</b>		<b>.310</b>	<b>173</b>	<b>630</b>	<b>109</b>	<b>195</b>	<b>29</b>	<b>7</b>	<b>10</b>	<b>85</b>	<b>51</b>	<b>113</b>	<b>14</b>

Signed by New York (AL) in the first round (sixth pick overall) in the June 1992 free-agent draft.

#### JETER CAREER BY PARK

PARK	AVG	AB	H	HR	RBI	PARK	AVG	AB	H	HR	RBI
Bal. (Memorial)	-	-	-	-	-	Chi. (Old)	-	-	-	-	-
Bal. (Camden)	.280	25	7	1	2	Chi. (New)	.333	24	8	1	2
Bos.	.222	27	6	1	2	Cle. (Municipal)	-	-	-	-	-
Det.	.417	24	10	0	3	Cle. (Jacobs)	.346	26	9	1	4
N.Y.	.293	321	94	3	45	K.C.	.478	23	11	1	5
Tor. (Exhibition)	-	-	-	-	-	Mil.	.435	23	10	0	3
Tor. (SkyDome)	.385	26	10	1	4	Min.	.238	21	5	0	2
<b>EAST</b>	<b>.300</b>	<b>423</b>	<b>127</b>	<b>6</b>	<b>56</b>	<b>CENTRAL</b>	<b>.368</b>	<b>117</b>	<b>43</b>	<b>3</b>	<b>16</b>
Ana.	.250	20	5	0	5	Tex. (Arlington)	-	-	-	-	-
Oak.	.368	19	7	0	4	Tex. (Ballpark)	.211	19	4	0	0
Sea.	.281	32	9	1	4	<b>WEST</b>	<b>.278</b>	<b>90</b>	<b>25</b>	<b>1</b>	<b>13</b>

**DIVISION SERIES RECORD**

YEAR	Club/Opponent	AVG	G	AB	R	H	2B	3B	HR	RBI	BB	SO	SB
1996	NYY vs Texas	.412	4	17	2	7	1	0	0	1	0	2	0

**LEAGUE CHAMPIONSHIP SERIES RECORD**

YEAR	Club/Opponent	AVG	G	AB	R	H	2B	3B	HR	RBI	BB	SO	SB
1996	NYY vs Baltimore	.417	5	24	5	10	2	0	1	1	0	5	2

**WORLD SERIES RECORD**

YEAR	Club/Opponent	AVG	G	AB	R	H	2B	3B	HR	RBI	BB	SO	SB
1996	NYY vs Atlanta	.250	6	20	5	5	0	0	0	1	4	6	1

**JETER'S CAREER FIELDING NUMBERS**

POSITION	G	PO	A	E	TC	DP	.PCT
Shortstop	172	261	478	24	763	90	.969

CLUB	1996					CAREER				
	AB	H	HR	RBI	.AVG	AB	H	HR	RBI	.AVG
Baltimore	54	15	1	4	.278	54	15	1	4	.278
Boston	51	17	1	7	.333	51	17	1	7	.333
Detroit	54	23	0	8	.426	54	23	0	8	.426
New York	-	-	-	-	-	-	-	-	-	-
Toronto	47	17	2	6	.362	47	17	2	6	.362
<b>vs East</b>	<b>206</b>	<b>72</b>	<b>4</b>	<b>25</b>	<b>.350</b>	<b>206</b>	<b>72</b>	<b>4</b>	<b>25</b>	<b>.350</b>
Chicago	51	15	1	4	.294	51	15	1	4	.294
Cleveland	45	13	1	9	.289	45	13	1	9	.289
Kansas City	43	20	1	7	.465	43	20	1	7	.465
Milwaukee	40	14	1	6	.350	41	15	1	7	.341
Minnesota	37	6	0	4	.162	37	6	0	4	.162
<b>vs Central</b>	<b>216</b>	<b>68</b>	<b>4</b>	<b>30</b>	<b>.314</b>	<b>217</b>	<b>69</b>	<b>4</b>	<b>31</b>	<b>.313</b>
Anaheim	41	10	1	8	.244	52	13	1	12	.250
Oakland	37	11	0	5	.297	52	14	0	6	.269
Seattle	45	12	1	6	.267	66	17	1	7	.258
Texas	37	10	0	4	.270	37	10	0	4	.270
<b>vs West</b>	<b>160</b>	<b>43</b>	<b>2</b>	<b>23</b>	<b>.269</b>	<b>207</b>	<b>54</b>	<b>2</b>	<b>29</b>	<b>.261</b>
Home	285	86	3	40	.302	321	94	3	45	.293
Road	297	97	7	38	.327	309	101	7	40	.327
1st Half	285	79	4	38	.277	332	90	4	44	.271
2nd Half	297	104	6	40	.350	298	105	6	41	.352
vs RHP	420	128	8	66	.305	454	135	8	69	.297
vs LHP	162	55	2	12	.340	176	60	2	16	.341
Pinch-hit	-	-	-	-	-	-	-	-	-	-
Des.hitter	-	-	-	-	-	-	-	-	-	-
April	73	20	1	10	.274	73	20	1	10	.274
May	88	22	1	11	.250	99	25	1	12	.252
June	102	29	1	13	.284	138	37	1	18	.268
July	98	37	2	10	.378	98	37	2	10	.378
August	120	39	3	16	.325	120	39	3	16	.325
Sept/Oct.	101	36	2	18	.356	102	37	2	19	.363

**JETER'S BESTS**

**SEASON**

AVG .....	.314 (1996)
H .....	183 (1996)
HR .....	10 (1996)
RBI .....	78(1996)
HIT STREAK ....	17 gms (1996)

**GAME**

H .....	4 (2x), last on 8/5/96 at KC
HR .....	1 (10x), last on 9/29/96 at BOS
RBI .....	4, 8/31/96 at CAL
RUNS .....	3 (5x), last on 9/11/96at DET
SB .....	1 (14x), last on 9/23/96 vs BOS

**KELLY, PATRICK FRANKLIN (Pat)**  
**2B**

**#14**

6-0, 182. Born 10/14/67 in Philadelphia, PA. Opening Day Age: 29. Resides in Clearwater Beach, FL. BR. TR. Married: Rebecca (11/12/94). College: Attended West Chester State University.

**MAJOR LEAGUE SERVICE:** 5 years, 87 days.

**CONTRACT STATUS:** Signed a 2-year contract on December 27, 1995, with a club option for 1998.

**1996 SEASON:** Hit .143 with 2 HR in 13 games with the Yankees this season...went on the 15-day D.L. with inflammation in his right shoulder on 3/27 and on 4/19 had exploratory surgery...played 8 games in Triple-A Colum-



bus and 11 in Tampa (6 in FSL and 5 in GCL)...was recalled from Columbus on 7/26...on 7/27 was placed on the 15-day D.L. with a strained right hamstring...played 4 games at Double-A Norwich during his 2nd rehab assignment and was reinstated on 8/11...was placed on the 15-day D.L. with weakness in his right shoulder on 8/23 and was reinstated on 9/7. **1995:** Hit .237 with 4 HR, 29 RBI and 8 stolen bases...led the team with 83 starts at 2B and 10 sacrifice bunts...ranked T5th in the American League in sac bunts...on 9/29 @Tor hit one of the Yankees' most dramatic home runs of the season, a 2-out, 2-run HR in the ninth off Castillo that capped a 4-run rally in their 4-3 victory...was his fourth HR of the season and his first since 5/25...that win kept the Yankees 1.0 game ahead of Cal in the battle for the wild card playoff spot with 2 games to play...for only the second time in his career homered after the seventh inning to give New York the lead...started at 2B in 24 of the Yankees' first 25 games, hitting .315 with 3 HR and 7 RBI through 5/26...his first 4-game hitting streak of the season from 5/9-5/12 (.467) raised his BA to .311 from .233...from 5/27-7/6 missed 38 games with a torn ligament in his left wrist...hit .208 after the injury...suffered the injury on a checked swing on 5/26 @Oak...had arthroscopic surgery on 6/1 at Columbia Presbyterian Medical Center (Dr. Stuart Hershon, Dr. Melvin Rossenwasser)...was on the DL from 5/27-7/6...appeared in 3 minor league games on rehab (.235, 1 2B, 2 RBI)...returned to the Yankees on 7/7 @Tex and went hitless in his first 11 AB...singled in his first AB on 7/12 vs KC to snap that 0-11 skid and an 0-15 skid dating back 2 games before the injury (5/25)...in his first 12 games after the injury went 5-34 (.147), including the 0-11 skid and another 0-15 skid (7/14-7/18)...had his second 4-game hitting streak of the season from 7/19-7/22, raising BA to .267 from .262...on 8/15 @Bos had a season-high 3 RBI and a career-high 3 doubles...became the first Yankee with 3 doubles in a game since BWilliams did it on 8/4/94 @Min...from 8/15-8/20 put together his third 4-game hitting streak, raising BA to .271 from .256...beginning 8/21 hit .159 in 29 games the rest of the season, including an 0-18 (8/21-8/29), an 0-14 (8/31-9/14) and an 0-21 (9/15-9/23/G2)...the 0-21 skid was the second-longest hitless drought of his career (0-25 from 7/7-7/18, 1991)...from 9/3 until Tony Fernandez sprained his knee on 9/17 started at 2B in 4 of the Yankees' 14 games, with Randy Velarde playing 2B in that span...beginning 9/18 started at 2B the last 12 games of the season...beginning with Game 2 of the doubleheader vs Det on 9/23 put together a season-high 5-game hitting streak and hit safely in 6-7 games the rest of the season. **1994:** Hit a career-high .280 with 3 HR, 41 RBI and 6 SB...led the American League with 14 sacrifice bunts and led the Yankees with 5 sacrifice flies...also led the team with 86 starts and 93 appearances at 2B...was on the disabled list from 6/22-7/6 for a left thumb injury suffered on 6/18 vs Min...suffered the injury while sliding headfirst into second base completing an eighth-inning double...left the game following the injury but made appearances as a defensive replacement on 6/20 & 6/21...didn't go on the DL until 6/25, retroactive to 6/22...made 1 rehab appearance at Albany on 7/6 (1-4)...hit .288 before the injury and .266 after the injury...began the season by hitting safely in 4 of his first 5 games (.267) but then went 2-20 in his next 8 games to drop his BA to .171 on 4/21...beginning 4/22 hit .295 the rest of the season...had a season-high 6-game hitting streak from 5/8-5/13, raising BA to .290 from .271...was hitting .303 through games of 5/21, his highest BA of the season...went 0-15 from 5/29-6/5, his longest hitless skid of the season, and also had an 0-14 streak from 7/26-7/30...snapped that 0-15 skid on 6/6 and hit .301 the rest of the year...from 6/6-6/18 hit safely in 9-12 games (.405) before his thumb injury...came off the DL on 7/7 and hit safely in 4 straight games (.429) and in 6-7 games (.375)...was hitting .294 on 7/24 before his 0-14 skid dropped BA to .279...in August hit .300...went 4-8 with 2 doubles and 2 RBI in his last 2 games of the season...led the team with 86 starts at 2B...batted ninth in the order in 82 of his 86 starts, most on the team...went 0-1 as a pinch-hitter...did not make an appearance at DH...committed 10 errors in 448 chances at 2B, fourth-best fielding percentage (.978) among AL second basemen...hit .243 with RISP and went 3-10 (.300) with the bases loaded...had 6 infield hits, including 1 bunt single...hit .326 in June...had 10 RBI in July...hit two solo HR and one 2-run HR...had one 6-game hitting streak and four 4-game hitting streaks...had 23 multi-hit games, including 21 2-hit games and two 3-hit games (6/16 @Bal, 8/1 @Mil)...hit .412 (7-17) @Cal. **1993:** In 1993 had his best season as a Major Leaguer, hitting .273 with 7 HR, 51 RBI and 14 stolen bases in 127 games, all career highs...his .978 fielding percentage in 125 games at 2B was 10th-best in the American League at that position...appeared in all 21 games in April, starting at 2B in 20 of them...hit .246 with 2 HR and 9 RBI in that month...on Opening Day went 3-4 with a 2-run HR and tied his career high with 3 RBI...on 4/10 @Chi scored a career-high 3 runs...had a 4-game hitting streak from 4/12-4/16 to raise his BA to .343 after 10 games (2HR, 7RBI)...went 5-34 (.147) the rest of the month, including an 0-14 skid from 4/16-4/21...rebounded in May by hitting in 6 straight games from 5/1-5/7, raising overall BA to .289 from .246...for the month of May hit .264 with 2 HR and 8 RBI in 22 games, including 21 starts at 2B...missed games on 5/16, 5/17 and 5/18 with assorted injuries to his

knee, achilles and finger...on 5/25 and 5/26 vs Bal homered in consecutive games for the first time in his career...his fifth-inning solo HR off Moyer on 5/25 gave New York a 1-0 victory...became the first Yankee to homer in a 1-0 Yankee win since Reggie Jackson did it on 6/7/80 @Sea (second inning)...became the first Yankee to do it in the Bronx since Mickey Rivers hit a solo HR in the 1-0 win vs Mil on 6/25/76 (sixth inning)...on 5/31 vs Cle had 2 hits to end an 0-11 skid...was hitting .255 at the end of May...hit .288 in June with 1 HR and 15 RBI...the 15 RBI were a career high for a single month...on 6/8 @KC had one of the best games of his career, going 4-4 with 2 doubles, 1 HR, 3 RBI and 2 runs scored...the 4 hits were a career high, and the 3 RBI tied a career high...from 6/19-7/4 hit safely in 11-13 games (.351), raising BA to .274 from .259...at the All-Star Break was hitting .271 with 5 HR and 33 RBI...on 7/28 @Det recorded a career-high 4 RBI, including a 2-run HR off Leiter...finished July with a season-high 7-game hitting streak from 7/24-7/31...the 7-game streak tied his career high (1992) and lifted his average through the end of July to .277...hit .310 overall in July, his best monthly average of the season...followed that with his toughest month of the season, hitting .212 with 0 HR and 6 RBI in 25 games in August...was hampered by a nagging hamstring injury in September/October, making just 8 starts in those two months...he did not go on the disabled list at any point during the season...hit .414 with 4 RBI in September/October, including a pair of 3-hit games on 9/1 and 9/29...led club with 14 stolen bases, 10 sacrifice bunts and 14 bunt singles...tied with Stanley for second on the team in sacrifice flies (6) behind Boggs (9)...made all of his 119 starts at 2B, committing 14 errors in 628 chances (.978)...403 of his 406 AB came in the No. 9 batting slot...made all of his starts batting ninth...had 19 2-hit games, four 3-hit games and one career-high 4-hit game (6/8). **1992:** His first full year in the majors, hit .226 with 7 HR and 27 RBI over 106 games...hit .200 in April, playing in just 12 games...in 4/20 game vs Cle, sprained a ligament in his left thumb diving for a Baerga base hit...placed on the 15-day DL on 4/21...played in 2 games at Albany on injury rehabilitation before being activated on 5/7...from 5/8-15 over 6 games, hit .438 (7-16) raising BA from .182 to a season-best .265...overall hit .273 in May and was hitting .250 through May...hit .100 (3-30) in June...went hitless in final 17 AB prior to the break, bringing first-half BA to .195 (3 HR, 9 RBI)...ended July by getting 12 hits in last 46 AB...in August hit .294 (3HR, 11 RBI)...from 8/16-22, hit .440 (11-25) raising BA from .205 to .230...had fourth career three-hit game on 9/1 @Mil...BA was at .239 on 9/8, but finished season with 3 hits in final 29 AB...did not play in final nine games and played once in last 15 games, suffering from inflammation in right knee...hit .279 over his final 32 starts...hit .254 in the second half...led club with 10 HBP (T6th in AL), the most by a Yankee since Don Baylor in 1985 (24)... had a team-leading eight bunt base hits, plus eight more infield hits...31-72 hits (42%) went for extra bases, the best ratio on the club...hit .228 vs LHP, .225 vs RHP...finished with a .978 fielding percentage, making 11 errors in 510 chances...made 7 errors over his final 86 games...hit 9th in 96-98 starts...reached base safely to begin an inning 24-77 times...had 15 multi-hit games. **1991:** Was recalled from Columbus on 5/19...at time of promotion was making his seasonal debut at the Class AAA level and for the Clippers he hit .336 with 3 HR, 19 RBI and 8 SB over 31 games...a second baseman, he filled a void at third base through the remainder of the season...made ML debut on 5/20 @Cle at 2B and first five starts were at 2B...first ML hit came in 7th AB on 5/22 @Cle, a 2-run double off Tom Candiotti...hit safely in 4 straight games from 5/22-26 (5-16)...played third base for first time, starting 5/26 @Bal...started 23 of the club's 27 games in June, including 22 at 3B...on 6/15 @Tex, was hit on the right wrist by a Kevin Brown pitch in the second inning and missed that game plus three more with a bad bruise...hit .200 over the remainder of the month...BA reached a season high of .258 at the break...started 24 of the club's 26 games in July...started August with a season-best 5-game hit streak...left game on 9/14 vs Bos with stiffness in the lumbar area of his back...did not play the rest of the season, missing 21 games...had the club's best success rate in stealing bases, stealing 12 bases in 13 attempts (92%)...led the majors in success rate among players with at least 12 SB...one of four Yanks to steal 10 bases (Sax, RKelly, BWilliams), the first Yankee quartet to steal 10 bases each since 1985...started 91 games, 77 at 3B and 14 at 2B...tied with BWilliams for team lead in triples (4)...at Columbus, named Jack Butterfield April Player of Month (.360). **1990:** At Class AA Albany hit .270 with 8 HR and 44 RBI...had 31 stolen bases for second straight season...had a .970 fielding percentage, making 6 errors in 667 total chances and participated in 97 double plays...best monthly BA was in June, hitting .346 with 16 RBI and 11 steals...hit .291 at home and .255 on the road...hit .412 in 5 post-season games...finished fourth in the Eastern League in steals (31)...was named starting 2B on the Eastern League All-Star Team. **1989:** Played in 124 games at Class A Prince William...helped lead club to Carolina League title...named starting second baseman on the Carolina League All-Star Team...led league in triples (7) and led second basemen in assists (367) and DP (67). **1988:** Spent first pro season at

Class A Oneonta....helped lead club to New York-Penn League championship...named to NYPL All-Star Team. **PERSONAL:** Was signed by Joe DiCarlo...participates in many off-season charity events in the tri-state area...attended West Chester State University, where he was a 4-year letterman in baseball...also a regional All-American and named first-team shortstop on the ECAC All-Star Team...attended Catusqua High School (PA), where he was All-State in baseball and All-League in basketball and football...was drafted as a shortstop and converted to a second baseman at Oneonta by Gary Allenson.

### CAREER PLAYING RECORD

- \* Led American League in sacrifice bunts (14), 1994.
- \* Led Eastern League second basemen in putouts (266), assists (381), total chances (667), double plays (97) and errors (20), 1990.
- \* Named to Eastern League All-Star Team (2B), 1990.
- \* Named to Carolina League All-Star Team (2B), 1989.
- \* Led Carolina League in triples (7), 1989.
- \* Led Carolina League second basemen in double plays (76) and assists (372) and tied for lead in total chances (641), 1989.
- \* Named to New York-Penn League All-Star Team (2B), 1988.

YEAR	CLUB	AVG	G	AB	R	H	2B	3B	HR	RBI	BB	SO	SB
1988	Oneonta	.329	71	281	49	92	11	6	2	34	15	45	25
1989	Prince William	.266	124	436	61	116	21	+7	3	45	32	79	31
1990	Albany	.270	126	418	67	113	19	6	8	44	37	79	31
1991	Columbus	.336	31	116	27	39	9	2	3	19	9	16	8
	YANKEES	.242	96	298	35	72	12	4	3	23	15	52	1
1992	Albany	.000	2	6	1	0	0	0	0	0	2	4	0
	YANKEES-a	.226	106	318	38	72	22	2	7	27	25	72	8
1993	YANKEES	.273	127	406	49	111	24	1	7	51	24	68	14
1994	Albany	.250	1	4	1	1	0	0	0	0	0	1	1
	YANKEES-b	.280	93	286	35	80	21	2	3	41	19	51	6
1995	YANKEES-c	.237	89	270	32	64	12	1	4	29	23	65	8
	Tampa (FSL)	.235	3	17	0	4	1	0	0	2	0	1	0
1996	Tampa (GCL)	.353	5	17	7	6	2	0	1	1	3	2	3
	Tampa (FSL)	.273	6	22	6	6	0	0	1	2	1	7	0
	Norwich	.294	4	17	3	5	2	1	0	0	0	2	1
	Columbus	.378	8	37	6	14	1	1	2	7	2	11	3
	YANKEES-d,e,f	.143	13	21	4	3	0	0	0	2	2	9	0
<b>Minor League Totals</b>		<b>.286</b>	<b>381</b>	<b>1371</b>	<b>228</b>	<b>396</b>	<b>66</b>	<b>23</b>	<b>20</b>	<b>154</b>	<b>101</b>	<b>247</b>	<b>103</b>
<b>Major League Totals</b>		<b>.251</b>	<b>524</b>	<b>1599</b>	<b>193</b>	<b>402</b>	<b>91</b>	<b>10</b>	<b>24</b>	<b>173</b>	<b>108</b>	<b>317</b>	<b>37</b>

+ denotes league leader.

Selected by New York (AL) in the ninth round of the June 1988 free-agent draft.

- a - On disabled list, April 21-May 7, 1992 (left thumb).
- b - On disabled list, June 22-July 6, 1994 (left thumb).
- c - On disabled list, May 27-July 6, 1995 (left wrist).
- d - On disabled list, March 27-July 26, 1996 (inflammation in right shoulder).
- e - On disabled list, July 27-August 11, 1996 (strained right hamstring).
- f - On disabled list, August 23-September 9, 1996 (weakness in right shoulder).

CLUB	1996					CAREER				
	AB	H	HR	RBI	.AVG	AB	H	HR	RBI	.AVG
Baltimore	0	0	0	0	.000	145	47	3	20	.324
Boston	0	0	0	0	.000	101	21	0	7	.208
Detroit	0	0	0	0	.000	114	36	1	14	.316
New York	-	-	-	-	----	-	-	-	-	----
Toronto	0	0	0	0	.000	150	34	2	17	.227
<b>vs East</b>	<b>0</b>	<b>0</b>	<b>0</b>	<b>0</b>	<b>.000</b>	<b>510</b>	<b>138</b>	<b>6</b>	<b>58</b>	<b>.271</b>
Chicago	6	1	0	0	.167	92	17	0	8	.089
Cleveland	-	-	-	-	-	116	31	2	13	.267
Kansas City	3	1	0	1	.333	112	27	2	11	.241
Milwaukee	3	1	0	0	.333	126	30	1	11	.238
Minnesota	-	-	-	-	-	122	31	2	12	.254
<b>vs Central</b>	<b>12</b>	<b>3</b>	<b>0</b>	<b>1</b>	<b>.226</b>	<b>568</b>	<b>136</b>	<b>7</b>	<b>55</b>	<b>.239</b>
Anaheim	3	0	0	1	.000	144	44	5	20	.306
Oakland	-	-	-	-	-	132	36	2	18	.273
Seattle	6	0	0	0	.000	120	19	1	12	.158
Texas	-	-	-	-	-	125	29	3	10	.232
<b>vs West</b>	<b>9</b>	<b>0</b>	<b>0</b>	<b>1</b>	<b>.000</b>	<b>521</b>	<b>128</b>	<b>11</b>	<b>60</b>	<b>.246</b>
Home	15	2	0	2	.133	807	199	12	78	.247
Road	6	1	0	0	.167	792	203	12	95	.256
1st Half	-	-	-	-	-	807	211	15	85	.261
2nd Half	21	3	0	2	.143	792	191	9	88	.241
vs RHP	14	1	0	1	.071	1047	253	13	116	.242

vs LHP	7	2	0	1	.286	552	149	11	57	.270
Pinch-hit	0	0	0	1	.000	5	0	0	1	.000
Des.hitter	0	0	0	0	.000	2	0	0	0	.000
April	-	-	-	-	-	171	42	2	18	.246
May	-	-	-	-	-	302	83	7	36	.275
June	-	-	-	-	-	233	61	5	27	.262
July	3	1	0	1	.333	365	85	5	40	.233
August	15	1	0	1	.067	361	92	4	40	.255
Sept/Oct.	3	1	0	0	.333	167	39	1	12	.234

#### KELLY CAREER BY PARK

PARK	AVG	AB	H	HR	RBI	PARK	AVG	AB	H	HR	RBI
Bal. (Memorial)	.273	22	6	0	4	Chi. (Old)	----	-	-	-	-
Bal. (Camden)	.333	48	16	1	7	Chi. (New)	.204	49	10	0	5
Bos.	.300	40	12	0	5	Cle. (Municipal)	.289	38	11	1	6
Det.	.292	65	19	1	9	Cle. (Jacobs)	.000	3	0	0	0
N.Y.	.247	807	199	12	78	K.C.	.286	42	12	1	6
Tor. (Exhibition)	----	-	-	-	-	Mil.	.237	59	14	1	5
Tor. (SkyDome)	.289	83	24	2	13	Min.	.297	74	22	2	8
<b>EAST</b>	<b>.259</b>	<b>1065</b>	<b>276</b>	<b>16</b>	<b>116</b>	<b>CENTRAL</b>	<b>.260</b>	<b>265</b>	<b>69</b>	<b>5</b>	<b>30</b>
Ana.	.263	76	20	2	9	Tex. (Arlington)	.276	29	8	0	0
Oak.	.222	81	18	1	8	Tex. (Ballpark)	.143	21	3	0	0
Sea.	.129	62	8	0	10	<b>WEST</b>	<b>.212</b>	<b>269</b>	<b>57</b>	<b>3</b>	<b>27</b>

#### DIVISION SERIES RECORD

YEAR	Club/Opponent	AVG	G	AB	R	H	2B	3B	HR	RBI	BB	SO	SB
1995	Yankees vs Sea	.000	5	3	4	0	0	0	0	1	1	3	0

#### KELLY'S CAREER FIELDING NUMBERS

POSITION	G	PO	A	E	TC	DP	.PCT
Second Base	435	832	1250	44	2127	290	.979
Third Base	80	43	157	16	216	14	.926

#### KELLY'S BESTS

SEASON	GAME
AVG ..... 280 (1994)	H ..... 4, 6/8/93 at KC
H ..... 111 (1993)	HR ..... 1 (24x), last on 9/29/95 at TOR
HR ..... 7 (92, 93)	RBI ..... 4, 7/28/93 at DET
RBI ..... 51 (1993)	RUNS ..... 3, 4/10/93 at CHI
HIT STREAK .... 7 gms (92, 93)	TB ..... 9, 6/8/93 at KC

## LEDEE, RICARDO ALBERTO (Ricky)

#38

### OF

6-1, 160. Born 11/22/73 in Ponce, Puerto Rico. Opening Day Age: 23. Resides in Salinas, Puerto Rico. BL. TL.

**MAJOR LEAGUE SERVICE:** None.

**CONTRACT STATUS:** Signed through the 1997 season.

**1996 SEASON:** Hit .305 with 29 HR and 101 RBI between Norwich and Columbus...was named Yankees Minor League Player of the Year...was 5-for-6 for Norwich on 4/5 vs Birmingham...named Eastern League Player of the Month for May (.324, 3HR, 20RBI)...homered in 4 straight games, 7/30-8/1...was hitting an EL leading .365 for Double-A Norwich before being promoted to Triple-A Columbus on 5/22...placed 5th in the International League in runs (79) and slugging percentage (.533)...tallied 69 extra-base hits and 285 total bases on the season...named IL Player of the Week 8/19-25 (.400, 3HR and 7RBI in 7 games)...was T2nd on the Clippers with 21 HR. **1995:** South Atlantic League Player of the Week (7/2-7/8), spent early part of the season on the DL. **1994:** South Atlantic League: T2nd walks (91), T3rd extra-base hits (54), T4th triples (9), 5th total bases (228). 1994 Yankees' minor leagues: T2nd triples, 4th runs (87), 5th games (134), 6th HR (22), 8th hits (121), 9th RBI (71). Hit a grand slam on 7/20/94. **1993:** New York-Penn League: T2nd triples (6), 4th SLG (.479). Hit grand slam vs Pirates on 7/3/92. In 1993 played for Ponce in the Puerto Rican League (.246, 3HR, 8RBI). Returned to Ponce in '94 (.185, 3 HR, 11 RBI, 6 SB). **PERSONAL:** Was signed by Herb Raybourn...graduated from Colonel Nuestra Sonora de Valvanera H.S. in Coano, Puerto Rico, where he played baseball and basketball.



#### CAREER PLAYING RECORD

YEAR	CLUB	AVG	G	AB	R	H	2B	3B	HR	RBI	BB	SO	SB
1990	Tampa (GCL)	.108	19	37	5	4	2	0	0	1	6	18	2
1991	Tampa (GCL)	.267	47	165	22	44	6	2	0	18	22	40	3
1992	Tampa (GCL)	.229	52	179	25	41	9	2	2	23	24	47	1

1993	Oneonta	.255	52	192	32	49	7	6	8	20	25	46	7
1994	Greensboro	.250	134	484	87	121	23	9	22	71	91	126	10
1995	Greensboro	.269	89	335	65	90	16	6	14	49	51	66	10
1996	Norwich	.365	39	137	27	50	11	1	8	37	16	25	2
	Columbus	.282	96	358	79	101	22	6	21	64	44	95	6
<b>Minor League Totals</b>		<b>.265</b>	<b>528</b>	<b>1887</b>	<b>342</b>	<b>500</b>	<b>96</b>	<b>32</b>	<b>75</b>	<b>283</b>	<b>279</b>	<b>463</b>	<b>41</b>

Selected by New York (AL) in the sixteenth round of the June 1990 free-agent draft.

## LLOYD, GRAEME JOHN (Graeme)


#27

### LHP

6-7, 234. Born 4/9/67 in Geelong, Victoria, Australia. Opening Day Age: 29. Resides in Gnarwarre, Australia. BL. TL. College: Geelong Technical School.

**MAJOR LEAGUE SERVICE:** 3 years, 119 days.

**CONTRACT STATUS:** Signed a one-year Major-League contract on February 8, 1997.



**1996 SEASON:** Was 0-2 with a 17.47 ERA after joining the Yankees on 8/23...was traded to the Yankees with INF/OF Pat Listach from Milwaukee for RHP Bob Wickman and OF Gerald Williams...made his Yankee debut on 8/23 vs Oak (.1IP, 1K)...suffered 1st loss as a Yankee on 8/26 @ Sea (0IP, 0H, 1R, 1ER, 1BB)...suffered 2nd loss and 1st blown save as a Yankee the next night @ Sea giving up 3 ER in 1IP...was 1-0 in 8 post-season appearances (5.1 IP, 1H, 0ER, 0BB, 5K)...picked up his 1st career post-season win in Game 4 of the World Series, forcing McGriff into a double play in the 9th inning and striking out Klesko to lead off the 10th inning (1IP, 1K). **1995:** Season was cut short due to a strained flexor tendon in the middle finger of his left hand...was placed on the 15-day D.L. on 8/2...was activated on 9/10, but did not appear in a game the rest of the season...recorded a career-high 4 saves...did not allow a run from 6/14-7/1, a span of 9 games and 9 innings...allowed just one run in his final 15 games (14IP)...last win was on 6/16/94...allowed 4 of 11 inherited runners to score (36%)...pitched for Brisbane in the Australian Baseball League over the winter. **1994:** Led the pitching staff in appearances...was 3 of 5 in save opportunities and allowed 17-of-41 inherited runners to score (41%)...held left handers to .222 BA...longest outing was on June 10 against Cleveland...pitched for Perth in the Australian Baseball League over the winter. **1993:** One of the top rookie pitchers to emerge in the American League...the 1st ever Australian pitcher to appear in a major-league game...named the Brewers' Rookie of the Year...set the Brewers' rookie record with 55 appearances, passing Chuck Crim's 53 in '86...led the club in ERA (2.83) and was second in appearances...allowed 20 of 64 inherited runners to score (31%)...his longest outing was 3 innings on 4/12 against California...allowed three home runs in his first 8 innings of work and just two more the rest of the season...made major-league debut on 4/11 at Oak...won his first major-league game on 4/30 at Texas...had a 15-inning scoreless streak from 4/5-5/19...was placed on the 15 day D.L. 8/20 with tendinitis in his left elbow...activated on 9/4 and served a 3-game suspension for taking part in a brawl with Oakland on 8/24 while he was on the D.L. **1992:** Spent the entire season at Double-A Knoxville...set career highs in starts, complete games, innings pitched and strikeouts and had a career-low 1.96 ERA. **1991:** Spent most of the season at Dunedin...was third in the Florida State League with 24 saves and was fifth in games finished with 39...led the club in appearances with 50 (career high)...participated in 6 multiple-pitcher shutouts...went 13 outings without allowing a run from 5/11-6/11...was promoted to Knoxville late in the season where he made his final two appearances. **1990:** Played at Myrtle Beach where he opened the season in the starting rotation...was moved to the bullpen on 7/14 for the rest of the season...recorded a win and five saves in six consecutive appearances from 8/2-24. **1989:** Only pitched in three games, two at Dunedin and one at Myrtle Beach due to left elbow problems which kept him sidelined for most of the season. **1988:** Signed as a free agent by the Toronto Blue Jays on 1/26...pitched as a reliever for Myrtle Beach the entire season.

### CAREER PLAYING RECORD

\* Major League home runs allowed (17): 1996 (4).

YEAR CLUB	W-L	ERA	G	GS	CG	Sho	SV	IP	H	R	ER	BB	SO
1988 Myrtle Beach	3-2	3.62	41	0	0	0	2	60.0	71	33	24	30	43
1989 Dunedin	0-0	10.13	2	0	0	0	0	3.0	6	3	3	1	0
Myrtle Beach	0-0	5.40	1	1	0	0	0	5.0	5	4	3	0	3
1990 Myrtle Beach	5-2	2.72	19	6	0	0	6	50.0	51	20	15	16	42
1991 Dunedin	2-5	2.24	50	0	0	0	24	60.0	54	17	15	25	39
Knoxville	0-0	0.00	2	0	0	0	0	2.0	1	0	0	1	2
1992 Knoxville	4-8	1.96	49	7	1	0	14	92.0	79	30	20	25	65
1993 MILWAUKEE	3-4	2.83	55	0	0	0	0	63.2	64	24	20	13	31
1994 MILWAUKEE	2-3	5.17	43	0	0	0	3	47.0	49	28	27	15	31
1995 MILWAUKEE	0-5	4.50	33	0	0	0	4	32.0	28	16	16	8	13
1996 MILWAUKEE	2-4	2.82	52	0	0	0	0	51.0	49	19	16	17	24
YANKEES	0-2	17.47	13	0	0	0	0	5.2	12	11	11	5	6
<b>Minor League Totals</b>	<b>14-17</b>	<b>2.65</b>	<b>164</b>	<b>14</b>	<b>1</b>	<b>0</b>	<b>46</b>	<b>272.0</b>	<b>267</b>	<b>107</b>	<b>80</b>	<b>98</b>	<b>194</b>
<b>Major League Totals</b>	<b>7-18</b>	<b>4.06</b>	<b>196</b>	<b>0</b>	<b>0</b>	<b>0</b>	<b>7</b>	<b>199.1</b>	<b>202</b>	<b>98</b>	<b>90</b>	<b>58</b>	<b>105</b>

Signed by Toronto as a free agent on January 26, 1988.

CLUB	1996						CAREER					
	W-L	ERA	IP	ER	SHO	SV	W-L	ERA	IP	ER	SHO	SV
Baltimore	0-1	4.94	7.1	4	0	0	0-2	3.60	20.0	8	0	2
Boston	1-0	2.47	7.1	2	0	0	2-0	3.38	18.2	7	0	0
Detroit	0-0	0.00	0.1	0	0	0	1-2	4.35	10.1	5	0	0
New York	0-0	0.00	5.0	0	0	0	0-1	6.00	18.0	12	0	1
Toronto	0-0	2.08	4.1	1	0	0	0-0	0.77	11.2	1	0	0
<b>vs East</b>	<b>1-1</b>	<b>3.26</b>	<b>24.1</b>	<b>7</b>	<b>0</b>	<b>0</b>	<b>3-5</b>	<b>4.03</b>	<b>78.2</b>	<b>33</b>	<b>0</b>	<b>3</b>
Chicago	1-0	0.00	1.0	0	0	0	1-1	3.32	19.0	7	0	1
Cleveland	0-0	0.00	1.2	0	0	0	0-1	3.20	19.2	7	0	0
Kansas City	0-0	0.93	9.2	1	0	0	1-2	2.79	19.1	6	0	0
Milwaukee	-	-	-	-	-	-	-	-	-	-	-	-
Minnesota	0-1	10.34	2.2	3	0	0	0-2	4.97	12.2	7	0	1
<b>vs Central</b>	<b>1-1</b>	<b>2.25</b>	<b>15.0</b>	<b>4</b>	<b>0</b>	<b>0</b>	<b>2-6</b>	<b>3.44</b>	<b>70.2</b>	<b>27</b>	<b>0</b>	<b>2</b>
Anaheim	0-2	5.61	9.2	6	0	0	0-3	4.42	18.1	9	0	0
Oakland	0-0	12.12	3.0	4	0	0	0-0	9.82	7.1	8	0	1
Seattle	0-2	20.00	2.1	5	0	0	0-2	8.31	8.2	8	0	1
Texas	0-0	4.00	2.1	1	0	0	2-2	2.87	15.2	5	0	0
<b>vs West</b>	<b>0-4</b>	<b>8.47</b>	<b>17.1</b>	<b>16</b>	<b>0</b>	<b>0</b>	<b>2-7</b>	<b>5.40</b>	<b>50.0</b>	<b>30</b>	<b>0</b>	<b>2</b>
Home	1-1	2.65	30.2	9	0	0	4-7	4.09	99.0	45	0	3
Road	1-5	6.25	26.0	18	0	0	3-11	4.04	100.1	45	0	4
1st Half	2-2	2.13	38.0	9	0	0	6-11	3.45	148.2	57	0	7
2nd Half	0-4	8.68	18.2	18	0	0	1-7	5.86	50.2	33	0	0
Start	-	-	-	-	-	-	-	-	-	-	-	-
Relief	2-6	4.29	56.2	27	0	0	7-18	4.06	199.1	90	0	7
April	0-1	2.25	12.0	3	0	0	2-2	3.25	36.0	13	0	3
May	1-1	3.48	10.1	4	0	0	2-4	3.61	47.1	19	0	3
June	1-0	1.32	13.2	2	0	0	2-4	3.88	53.1	23	0	1
July	0-1	2.89	9.1	3	0	0	1-3	3.62	37.1	15	0	0
August	0-3	17.18	7.1	14	0	0	0-5	10.00	18.0	20	0	0
Sept/Oct.	0-0	2.25	4.0	1	0	0	0-0	4.91	7.1	4	0	0

### LLOYD CAREER BY PARK

PARK	G	W-L-S	ERA	IP	ER	SO	PARK	G	W-L-S	ERA	IP	ER	SO
Bal. (Mem)	-	-	-	-	-	-	Chi. (Old)	-	-	-	-	-	-
Bal. (Camden)	8	0-2-2	2.53	10.2	3	3	Chi. (New)	8	0-0-0	1.86	9.2	2	2
Bos.	12	1-0-0	3.53	10.2	4	9	Cle. (Mun)	2	0-0-0	0.00	2.1	0	1
Det.	4	0-0-0	0.00	3.0	0	1	Cle. (Jcb)	4	0-0-0	1.69	5.1	1	2
N.Y.	13	0-1-1	5.06	10.2	6	6	K.C.	10	0-2-0	4.38	12.1	6	6
Tor. (Exhib)	-	-	-	-	-	-	Mil.	94	4-7-3	4.38	96.2	47	48
Tor. (Dome)	6	0-0-0	1.42	6.1	1	5	Min.	8	0-0-0	6.35	5.2	4	3
<b>EAST</b>	<b>43</b>	<b>1-3-3</b>	<b>3.05</b>	<b>41.1</b>	<b>14</b>	<b>24</b>	<b>CENTRAL</b>	<b>126</b>	<b>4-9-3</b>	<b>4.09</b>	<b>132.0</b>	<b>60</b>	<b>62</b>
Ana.	7	0-3-0	7.78	8.1	7	6	Tex. (Arl)	5	2-0-0	0.00	7.0	0	5
Oak.	3	0-0-0	6.75	2.2	2	2	Tex. (Prk)	5	0-1-0	6.00	3.0	2	4
Sea.	7	0-2-1	9.00	5.0	5	2	<b>WEST</b>	<b>27</b>	<b>2-6-1</b>	<b>5.54</b>	<b>26.0</b>	<b>16</b>	<b>19</b>

### DIVISIONAL SERIES RECORD

YEAR Club/Opponent	W-L	ERA	G	GS	CG	Sho	SV	IP	H	R	ER	BB	SO
1996 NYY vs Texas	0-0	0.00	2	0	0	0	0	1.0	1	0	0	0	0

### LEAGUE CHAMPIONSHIP RECORD

YEAR Club/Opponent	W-L	ERA	G	GS	CG	Sho	SV	IP	H	R	ER	BB	SO
1996 NYY vs Baltimore	0-0	0.00	2	0	0	0	0	1.2	0	0	0	0	1

### WORLD SERIES RECORD

YEAR Club/Opponent	W-L	ERA	G	GS	CG	Sho	SV	IP	H	R	ER	BB	SO
1996 NYY vs Atlanta	1-0	0.00	4	0	0	0	0	2.2	0	0	0	0	4

### LLOYD'S CAREER FIELDING NUMBERS

POSITION	G	PO	A	E	TC	DP	.PCT
Pitcher	196	14	28	1		3	.977

LLOYD'S BESTS

SEASON	GAME
WINS ..... 3 (1993)	LOW-HIT CG ..... NA
ERA ..... 2.83(1993)	IP (starter, RS) ..... NA
IP ..... 63.2 (1993)	IP (starter, PS) ..... NA
SO ..... 31 (1993)	IP (relief) ... 3.0 (2x), last on 6/22/96 vs CAL
WIN STREAK ..... 2 (1993)	SO ..... 3 (3x), last on 9/15/96 at TOR

**LUKE, MATTHEW CLIFFORD (Matt) OF**

#33

6-5, 220. Born 2/26/71 in Long Beach, CA. Opening Day Age: 26. Resides in Brea, CA. BL. TL. College: Attended the University of California.



**MAJOR LEAGUE SERVICE:** 5 days.

**CONTRACT STATUS:** Signed through the 1997 season.

**1996 SEASON:** Made his Major-League debut as a pinch runner on 4/3 @ Cle...was in the lineup on 4/4, but the game was snowed out and he was sent back to Columbus...suffered a rib cage injury on opening day in batting practice that sidelined him until 6/5...hit 19 HR in just 74 games...he was T5th in the Yankee system in HR, RBI (71) and BA (.280)...hit 11th-inning RBI single to beat Toledo on 7/6 and then beat them again with an RBI double in the 10th inning on 7/8...hit 2 grand slams, 7/16 and 8/30. **1995:** Opened year with Double-A Norwich and ended it with Columbus...hit a combined .267 with 11 HR and 65 RBI...placed among organization leaders with 11 HR (T10th), 65 RBI (6th), 118 H (8th) and 118 G (12th)...connected off New Haven's Joel Moore for a grand slam...doubled and tripled twice 7/7 at Portland and tripled against them again the next night...promoted from Norwich 8/6 and went 4-4 in first game of DH that night...committed 6 E in 116 G in OF. **1994:** Hit .295 with 24 HR and 82 RBI at Class AA Albany and Class A Tampa...stole 10 bases in 15 attempts...ranked fourth among Yankee minor leaguers in BA...ranked fifth in the organization in HR, RBI, runs (86) and hits (135)...was named Florida State League Player of the Week from 6/6-6/12...committed 8 errors in 116 games in the OF and 4 games at 1B...in his career has played 293 games in the OF and 26 at 1B...following the season played for the Chandler Diamondbacks in the Avis Arizona Fall League and hit .228 with 2 HR, 17 RBI and 7 stolen bases in 8 attempts...was added to the Yankees' 40-man roster on 11/18/94. **1993:** At Class A Greensboro, was named to the South Atlantic League All-Star Team after hitting .286 with 21 HR, 91 RBI and 11 stolen bases in 14 attempts...led the league with 157 hits, 63 extra-base hits, 549 AB and 267 total bases...also led SAL outfielders with a .987 fielding percentage...ranked second in the league with 37 doubles, was T2nd with 21 HR, was third with a .486 slugging percentage and fifth with 91 RBI...led Yankee minor leaguers in hits, doubles and AB...tied for the organizational lead in RBI...had 5 hits, including the cycle, on 5/22 vs Asheville...also had 5 hits on 7/23 vs Capital City...played 134 games in the outfield...was Topps' Player of the Month for July. **1992:** In his first professional season hit .247 with 2 HR, 34 RBI and 4 stolen bases at Class A Oneonta...led the New York-Penn League and ranked fifth in the organization with 7 triples...played 43 games in the OF and 22 at 1B. **PERSONAL:** Was signed by Greg Orr...at the University of California twice was named All Pac-10...had a 3-HR game for the Bears in the 1992 regional tournament...played baseball, basketball and football at El Dorado (CA) High School.

CAREER PLAYING RECORD

YEAR CLUB	AVG	G	AB	R	H	2B	3B	HR	RBI	BB	SO	SB
1992 Oneonta	.247	69	271	30	67	12	+7	2	34	19	32	4
1993 Greensboro	.286	135	+549	83	+157	37	5	21	91	47	79	11
1994 Tampa (FSL)	.306	57	222	52	68	11	2	16	42	28	27	4
Albany	.284	63	236	34	67	11	2	8	40	28	50	6
1995 Columbus	.299	23	77	11	23	4	1	3	12	2	12	1
Norwich	.260	93	365	48	95	17	5	8	53	20	68	5
1996 Tampa (FSL)	.286	2	7	1	2	0	0	0	1	1	1	0
Columbus	.280	74	264	46	74	14	2	19	70	17	52	1
YANKEES	.000	1	0	1	0	0	0	0	0	0	0	0
Minor League Totals	.281	516	1991	305	553	106	24	77	342	161	321	31
Major League Totals	.000	1	0	1	0	0	0	0	0	0	0	0

+ denotes league leader.

Selected by New York (AL) in the eighth round of the June 1992 free-agent draft.

- \* Named Florida State League Player of the Week, June 6-12, 1994.
- \* Named to the South Atlantic League All-Star Team, 1993.
- \* Led the South Atlantic League in hits (157), extra-base hits (63), at-bats (549), total bases (267) and fielding percentage by an outfielder (.987), 1993.
- \* Named Topps' Player of the Month, July, 1993.
- \* Led the New York-Penn League in triples (7), 1992.

## MARTINEZ, CONSTANTINO (Tino)

#24

1B

6-2, 210. Born 12/7/67 in Tampa, FL. Opening Day Age: 29. Resides in Tampa, FL. BL. TR. Married: Marie. Children: Olivia (8/10/92), T.J. (8/10/93), Victoria (12/7/95). College: University of Tampa.

**MAJOR LEAGUE SERVICE:** 5 years, 37 days.

**CONTRACT STATUS:** Signed a 5-year contract on December 7, 1995. Contract extends through 2000 season.



**1996 SEASON:** Hit .292 with 25 HR and a team-high 117 RBI in his 1st season with the Yankees...his 117 RBI are the most by a Yankee firstbaseman since Don Mattingly drove in 145 in 1985 and is the 1st 100 RBI season for a Yankee first baseman since Mattingly had 113 in 1989...ranked 1st in fielding among all first basemen in the A.L. (.996)...played in 155 games, started 152 (149 at 1b, 3 at DH)...had 48 multi-hit games, including two 4-hit and ten 3-hit games...recorded 5 RBI three times (5/1 @ Bal, 8/19 vs Sea and 9/25/G1 vs Mil)...increased his BA every month through August (.244 in April, .284 in May, .314 in June, .326 in July and .343 in August)...has not committed an error in his last 81 games, the longest errorless streak of his career and the longest by any M.L. first baseman this season...had 13-game hitting streak, 8/8-22...hit 15th-inning grand slam @ Bal, 5/1; his 2nd go-ahead HR in as many days...had two 4-hit games in the Yankees' first series @ Bos, 7/15 and 7/17, and was 8-for-14 in the 4-game series...hit .188 in the post season. **1995:** Was traded to the Yankees, 12/7/95, with RHP Jeff Nelson and minor league RHP Jim Mecir for 3B Russ Davis and LHP Sterling Hitchcock...set career highs in every offensive category...was 5th in the AL with 111 RBI, 8th in total bases with 286, 6th with 69 extra base hits and 5th with 15 intentional walks...set a Mariners' club record for most HR by a first baseman with 31 breaking Alvin Davis' mark of 29 in 1987...had his first career 2-HR game and recorded 5 RBI in an 11-9 win v. New York on 5/31 to complete a 3-game sweep...became just the 8th player since 1973 to homer into the black seats in Yankee Stadium, 6/11 off Bob MacDonald...hit .370 through the first 15 games of the season, but his average dropped below .300 for the first time that season on 6/18, his 47th game...went 5-for-5 with 2 HR and 5 RBI @ Detroit on 7/5, his second career 5-hit game...ended that same week with his second career grand slam @ Cleveland off Bud Black in a 9-3 win...was added to the AL All-Star Team, replacing the injured Mark McGwire; singled in his only AB as a pinch hitter for Edgar Martinez off Philadelphia's Heathcliff Slocumb...was named AL Player of the Week, 7/3-7/9 (.393, 4 HRs and 11 RBI)...hit his second grand slam of the season v. Detroit on 7/17 off Buddy Groom in the 10th inning for a 10-6 win, tied a career high with 6 RBI...from 7/17-7/23 had an RBI in 6 consecutive games (14 RBI total, including 4 HR)...hit .333 (20-60) during a career-high 14 game hitting streak, 7/27-8/11...had his third 2-HR game of the season v. Oakland on 9/24, his 2nd was a 2-run shot off Dennis Eckersley in the 9th inning to win the game 9-8...had 7 games this year with 4 or more RBI, batted .327 (48-147) against LHP, .304 (45-148) with men in scoring position and .458 with the bases loaded...moved into 7th place on the all-time Mariners' HR list with 88 and has hit more HR against the Yankees (13) than any other team in his career. **1994:** Hit a career high 20 HR and moved into 11th place on the Mariners' all-time HR list with 57...started slow, hitting just .189 with 3 HR and 18 RBI through 5/19...homed in 3 straight games, 5/20-5/23...in a 3-1 win @ KC, hit a 2-run double off Jeff Montgomery in the 9th inning trailing 0-1...BA was .210 on 6/27, began a 13-game hitting streak on 6/28, matching the longest of his career (8/6-8/22, 1992), raising his BA 29 points; during that span went 18-49 (.367), hit 4 HR and 12 RBI...led the club with a .347 BA and 6 HR in July...homed in three straight games for the second time in 1994, 8/7-8/9, with a career-high 6 RBI on 8/8 @ Texas...from 6/28 through the rest of the season, batted .353 with 11 HR and 27 RBI in 32 games; raised season average 51 points over that time...ranked second in AL

1B fielding with .997 (Don Mattingly-.998). **1993:** Finished third on the club with 17 HR, despite missing the final 50 games of the season with an injured left knee...homered on Opening Night, 4/6, v. Toronto off Mike Timlin...set a club record with 5 walks @ Toronto, 4/14...homered in back-to-back games @ NY, 5/1-5/2...batted .306 in May with 6 HR and 15 RBI...6/8-6/18, had 9 game hitting streak...homered in 3 straight games, 6/13-6/15; HR on 6/15 landed in the third deck in RF (off KC's Billy Brewer)... on 7/21 @ NY, broke up a 3-3 tie in the 8th inning with a 3-run homer off Jimmy Key (3-0 pitch)...on 8/9 @ KC, suffered a torn anterior cruciate ligament in his left knee while running the bases; was placed on the DL, 8/13...8/26 underwent surgery to reconstruct the ligament; surgery was performed by Dr. Larry Pedegana in Seattle. **1992:** First full season with the Mariners...hit .255 with 7 HR and 37 RBI in the first half and 259 with 9 HR and 29 RBI after the break...homered on Opening Night v. Texas off Floyd Bannister, 4/6...hit his first career grand slam @ Cal off Joe Grahe, 4/25... batted .290 with 3 HR and 9 RBI in April...went 5-6 v. Oakland, 6/29, tying a club record for hits in a game...hit in a career-high 13 straight games, 8/6-8/22, went 19-57 (.333) during the streak...hit the game-winning HR v. Boston off Greg Harris in the 8th inning of a 4-3 win...homered in back-to-back games v. Milwaukee off Cal Eldred and Chris Bosio, 9/29-9/30 (both HR hit 2nd deck in RF)...batted .291 with 7 HR and 25 RBI in final 42 games...ranked fourth among AL first basemen with .995 fielding percentage, but did not play in enough games to qualify...finished third on the club with 17 HR. **1991:** Began season at Calgary, where he was named Pacific Coast League's MVP and All-Star first baseman...in the PCL ranked among the leaders in runs (2nd-94), walks (2nd-82), doubles (3rd-34) and BA (5th-.326); led first basemen in fielding with .992 percentage...was the starting first baseman at the Triple-A All-Star Game in Louisville, 7/10...was named Topps Player of the Month for August, after hitting .346 with 5 HR and 21 RBI in 21 games...was recalled by Seattle, 8/22...hit first M.L. HR v. Milwaukee off Julio Machado, 395 ft. (landed in the 3rd deck in RF). **1990:** Began the season at Calgary, where he ranked among the PCL in intentional walks (1st-11), RBI (2nd-93), and BA (10th-.320)...never went more than 2 games without a hit...had 74 walks and just 37 strikeouts in 451 AB...led the PCL first basemen in fielding with .991 percentage...tied a Calgary record with 5 hits v. Las Vegas, 4/21...hit 2 HR (2nd inning; grand slam, solo) in the same inning @ Vancouver, 6/1...was named USA Today's 1990 Minor League Player of the Year and Calgary's MVP; ranked #2 prospect in the PCL by Baseball America...made M.L. debut 8/20 @ Texas...collected his first M.L. hit in his first AB off Bobby Witt...went 3-4 with 2 RBI the following night @ Texas...8/22-9/21, hit a 1-29 slump...had a season high 5 game hitting streak, 9/22-9/28. **1989:** First professional season at Williamsport; hit .257 with 13 HR and 64 RBI...hit the game-winning grand slam in the 12th inning @ Harrisburg in game 1 of DH, went 2-3 in game 2 with a triple and a HR, 7/6...was walked intentionally 18 times, the most in the Eastern League...led all EL first basemen with a .995 fielding percentage, 1260 putouts, 81 assists, 1348 total chances and 106 double plays...was named the #7 M.L. prospect in the Eastern League by Baseball America. **PERSONAL:** Mariners' first round pick (14th player overall) in the 1988 June free-agent draft; signed by Luke Wrenn...in 1988, led the United States baseball team to the gold medal in the Summer Olympics in Seoul, South Korea...was named MVP of the World Amateur Championships in Parma, Italy, hitting .413 with 4 HR and 18 RBI...was a finalist for the Golden Spikes Award, presented to the country's best amateur athlete...attended the University of Tampa, where he was a Division II All-American 3 times...holds UT's career records in BA (.398), HR (54) and RBI (222)...was an Academic All-American as well...led Tampa Catholic H.S. to the Florida State Championship in 1982, and took Jefferson H.S. (Tampa) to the state finals in 1985.

#### CAREER PLAYING RECORD

YEAR	CLUB	AVG	G	AB	R	H	2B	3B	HR	RBI	BB	SO	SB
1989	Williamsport	.257	+137	+509	51	131	29	2	13	64	59	54	7
1990	Calgary	.320	128	453	83	145	28	1	17	93	74	37	8
	SEATTLE	.221	24	68	4	15	4	0	0	5	9	9	0
1991	Calgary	.326	122	442	94	144	34	5	18	86	82	44	3
	SEATTLE	.205	36	112	11	23	2	0	4	9	11	24	0
1992	SEATTLE	.257	136	460	53	118	19	2	16	66	42	77	2
1993	SEATTLE-a	.265	109	408	48	108	25	1	17	60	45	56	0
1994	SEATTLE	.261	97	329	42	86	21	0	20	61	29	52	1
1995	SEATTLE-b	.293	141	519	92	152	35	3	31	111	62	91	0
1996	YANKEES	.292	155	595	82	174	28	0	25	117	68	85	2
Minor League Totals		.299	387	1404	228	420	91	8	48	243	215	135	18
Major League Totals		.271	698	2491	332	676	134	6	113	429	266	394	5

+ denotes league leader.

Selected by Seattle in the first round (14th player overall) in the 1988 June free-agent draft.

a - On disabled list August 13, 1993 through remainder of season (torn ACL in left knee).  
 b - Signed by New York (AL) as a free agent on December 5, 1995.

### MARTINEZ CAREER BY PARK

PARK	AVG	AB	H	HR	RBI	PARK	AVG	AB	H	HR	RBI
Bal. (Memorial)	----	--	--	--	--	Chi. (Old)	.091	11	1	0	1
Bal. (Camden)	.250	104	26	4	11	Chi. (New)	.301	93	28	7	17
Bos.	.307	127	39	4	17	Cle. (Municipal)	.324	37	12	3	8
Det.	.209	115	24	6	17	Cle. (Jacobs)	.308	52	16	3	11
N.Y.	.305	361	110	17	82	K.C.	.205	122	25	2	14
Tor. (Exhibition)	----	--	--	--	--	Mil.	.284	74	21	0	8
Tor. (SkyDome)	.253	75	19	4	11	Min.	.256	86	22	1	14
<b>EAST</b>	<b>.276</b>	<b>782</b>	<b>218</b>	<b>35</b>	<b>138</b>	<b>CENTRAL</b>	<b>.254</b>	<b>475</b>	<b>125</b>	<b>16</b>	<b>73</b>
Ana.	.354	96	34	9	20	Tex. (Arlington)	.288	66	19	0	8
Oak.	.280	107	30	6	16	Tex. (Ballpark)	.279	68	19	2	12
Sea.	.258	897	231	45	162	<b>WEST</b>	<b>.270</b>	<b>1234</b>	<b>333</b>	<b>62</b>	<b>218</b>

### 1996

### CAREER

CLUB	AB	H	HR	RBI	.AVG	AB	H	HR	RBI	.AVG
Baltimore	56	13	3	12	.232	191	47	7	26	.246
Boston	35	14	0	6	.400	213	59	5	28	.287
Detroit	57	19	2	12	.333	203	60	12	40	.296
New York	-	-	-	-	-	149	48	13	32	.322
Toronto	50	12	2	8	.240	140	28	5	18	.200
<b>vs East</b>	<b>198</b>	<b>58</b>	<b>7</b>	<b>38</b>	<b>.293</b>	<b>896</b>	<b>242</b>	<b>42</b>	<b>144</b>	<b>.273</b>
Chicago	42	13	3	9	.310	216	54	12	37	.310
Cleveland	50	15	3	12	.300	179	53	10	33	.296
Kansas City	34	12	0	7	.353	217	49	7	38	.226
Milwaukee	40	14	2	9	.350	157	42	6	25	.268
Minnesota	46	10	1	5	.217	181	45	4	35	.249
<b>vs Central</b>	<b>212</b>	<b>64</b>	<b>9</b>	<b>42</b>	<b>.302</b>	<b>950</b>	<b>243</b>	<b>39</b>	<b>168</b>	<b>.263</b>
Anaheim	49	13	3	7	.265	164	55	12	37	.335
Oakland	49	15	4	10	.306	200	57	12	31	.285
Seattle	42	14	2	13	.333	42	14	2	13	.333
Texas	45	10	0	7	.222	239	65	6	36	.272
<b>vs West</b>	<b>185</b>	<b>52</b>	<b>9</b>	<b>37</b>	<b>.281</b>	<b>645</b>	<b>191</b>	<b>32</b>	<b>117</b>	<b>.296</b>
Home	286	81	9	64	.283	1162	306	53	223	.263
Road	309	93	16	53	.301	1329	370	60	206	.278
1st Half	330	93	14	63	.282	1386	368	63	243	.266
2nd Half	265	81	11	54	.306	1105	308	50	186	.279
vs RHP	376	113	19	77	.301	1760	476	84	290	.270
vs LHP	219	61	6	40	.279	731	200	29	139	.274
Pinch-hit	1	0	0	0	.000	26	5	0	3	.192
Des.hitter	12	3	2	4	.250	243	59	15	41	.243
April	90	22	3	13	.244	308	74	11	45	.240
May	102	29	4	21	.284	444	122	23	80	.275
June	121	38	6	26	.314	487	132	21	91	.271
July	92	30	2	18	.326	430	124	22	81	.288
August	102	35	7	24	.343	433	126	22	75	.291
Sept/Oct.	88	20	3	15	.227	389	98	14	57	.252

### ALL-STAR GAME RECORD

YEAR	Club/Site	AVG	G	AB	R	H	2B	3B	HR	RBI	BB	SO	SB
1995	AL,Texas	1.000	1	1	0	1	0	0	0	0	0	0	0

### DIVISION SERIES RECORD

YEAR	Club/Opponent	AVG	G	AB	R	H	2B	3B	HR	RBI	BB	SO	SB
1995	SEA vs Yankees	.409	5	22	4	9	1	0	1	5	6	2	0
1996	NYY vs Texas	.267	4	15	3	4	2	0	0	0	3	1	0
<b>Division Series Totals</b>		<b>.351</b>	<b>9</b>	<b>37</b>	<b>7</b>	<b>13</b>	<b>3</b>	<b>0</b>	<b>1</b>	<b>5</b>	<b>9</b>	<b>3</b>	<b>0</b>

### LEAGUE CHAMPIONSHIP SERIES RECORD

YEAR	Club/Opponent	AVG	G	AB	R	H	2B	3B	HR	RBI	BB	SO	SB
1995	SEA vs Cleveland	.136	6	22	1	3	0	0	0	0	3	7	0
1996	NYY vs Baltimore	.182	5	22	3	4	1	0	0	0	0	2	0
<b>LCS Totals</b>		<b>.159</b>	<b>11</b>	<b>44</b>	<b>4</b>	<b>7</b>	<b>1</b>	<b>0</b>	<b>0</b>	<b>0</b>	<b>3</b>	<b>9</b>	<b>0</b>

### WORLD SERIES RECORD

YEAR	Club/Opponent	AVG	G	AB	R	H	2B	3B	HR	RBI	BB	SO	SB
1996	NYY vs Atlanta	.091	6	11	0	1	0	0	0	0	2	5	0

### MARTINEZ'S CAREER FIELDING NUMBERS

POSITION	G	PO	A	E	TC	DP	.PCT
First Base	605	5006	380	24	5410	470	.996

### MARTINEZ'S BESTS

SEASON	GAME
AVG ..... .293 (1995)	H ..... 5 (2x), last on 7/5/95/ at DET
H ..... 174 (1996)	HR ..... 2 (3x), last on 9/24/95 vs OAK
HR ..... 31 (1995)	RBI ..... 6 (2x), last on 7/17/95 vs DET
RBI ..... 117 (1996)	R ..... 3(4x), last on 9/24/95 vs OAK
HIT STREAK ..... 14 G (1995)	SB ..... 2, 7/20/96 at MIL

## MARTINEZ, GABRIEL (Gabby) INF

#59

6-2, 170. Born 1/7/74 in San Juan, Puerto Rico. Opening Day Age: 23. Resides in Santurce, Puerto Rico. BS. TR.

**MAJOR LEAGUE SERVICE:** None.

**CONTRACT STATUS:** Signed through the 1997 season.

**1996 SEASON:** Was acquired by the Yankees, 11/5, from Milwaukee as the player to be named later as compensation for the injured status of OF Pat Listach. **1995:** Began the year with Class-A Stockton of the California League and played 64 games, all at shortstop...hit his 1st professional HR on 6/4 vs Riverside...promoted to Double-A El Paso of the Texas League...played for Santurce of the Puerto Rican Winter League. **1994:** Played for Stockton the entire season...played shortstop in 106 of 112 games...stole 19 bases, hit 3 triples and committed 32 errors. **1993:** Played for Beloit of the Class-A Midwest League. **1992:** Began his professional career with the Chandler Brewers of the Arizona Fall League. **PERSONAL:** Was signed by Felix Delgado and Daniel Monzon...graduated from Luchetti H.S. in Santurce, Puerto Rico, where he played baseball and ran track.



### CAREER PLAYING RECORD

YEAR	CLUB	AVG	G	AB	R	H	2B	3B	HR	RBI	BB	SO	SB
1992	Chandler	.261	48	165	29	43	7	2	0	24	12	19	7
1993	Beloit	.242	94	285	40	69	14	5	0	24	14	52	22
1994	Stockton	.247	112	364	37	90	18	3	0	32	17	66	19
1995	Stockton	.258	64	213	25	55	13	3	1	20	10	25	13
	El Paso	.278	44	133	13	37	3	2	0	11	2	22	5
1996	El Paso-a	.251	91	338	44	85	11	8	0	37	18	57	8
<b>Minor League Totals</b>		<b>.253</b>	<b>453</b>	<b>1498</b>	<b>188</b>	<b>379</b>	<b>66</b>	<b>23</b>	<b>1</b>	<b>148</b>	<b>73</b>	<b>241</b>	<b>74</b>

Signed by Milwaukee in the first round of the June 1992 free-agent draft.

a - Was acquired by New York (AL) from Milwaukee as the player to be named later in the Ricky Bones deal on November 5, 1996.

## MECIR, JAMES JASON (Jim) RHP

#54

6-1, 195. Born 5/16/70 in Queens, NY. Opening Day Age: 26. Resides in Smithtown, NY. BS. TR. College: Attended Eckerd College (FL).

**MAJOR LEAGUE SERVICE:** 123 days.

**CONTRACT STATUS:** Signed through the 1997 season.

**1996 SEASON:** Went 1-1 with a 5.13 ERA for the Yankees this season in 26 relief appearances and 3-3 with a 2.27 ERA for the Clippers in 33 relief appearances...was recalled on 5/1 from Triple-A Columbus when OF Dion James was released...made his Yankees debut on 5/2 @ Bal, stranding all 7 runners he faced (3IP, 3H, 4BB, 2K)...on 5/7 recorded his 1st M.L. win vs Det (.2IP, 2H, 1R, 0ER, 1K)...was optioned to Columbus on 5/29 and recalled on 6/11...in 4 appearances on his 2nd tour with the Yankees he went 0-0, 4.16 (4.1IP, 2ER)...was optioned to Columbus on 6/22 and recalled on 7/16...on 8/18 picked up his 1st M.L. loss, pitching the 11th and 12th innings of a 13-12 loss @ Sea (2IP, 2H, 3ER, 2BB, 1K)...was optioned to Columbus to make room on the roster for Boehringer and again recalled



on 9/13. 1995: Was traded to the Yankees, 12/7/95, with 1B Tino Martinez and RHP Jeff Nelson for 3B Russ Davis and LHP Sterling Hitchcock...was promoted to Seattle on 9/1 after spending the entire season with Tacoma...went 1-4 with a 3.10 ERA; gave up 24 runs in 40 appearances (69.2 IP). 1994: Was converted to a reliever at Jacksonville and posted the third-highest save total in the Mariners farm system with 13...ranked 5th in the Southern League in game finished with 34 and T5th in saves... earned first save with 3 IP of no-hit relief v. Birmingham, 5/13...longest outing was 4.2 IP v. Carolina, 5/27...recorded 9 of 13 saves in a span of 14 appearances, 7/25-8/31... pitched for Peoria of the Arizona Fall League; went 2-2 with 3.91 ERA in 16 appearances. **PERSONAL:** Mariners' 3rd round pick in the 1991 June free-agent draft; signed by John Ramey...began his professional career with San Bernardino in 1991...missed 2 months of the 1992 season at San Bernardino with a strained right shoulder, 6/25-8/25...spent 1993 at Riverside, where he led the California League in HBP (15) and finished T2nd in losses (11).

### CAREER PLAYING RECORD

YEAR	CLUB	W-L	ERA	G	GS	CG	Sho	SV	IP	H	R	ER	BB	SO
1991	San Bernardino	3-5	4.22	14	12	0	0	1	70.1	72	40	33	37	48
1992	San Bernardino-a	4-5	4.67	14	11	0	0	0	61.2	72	40	32	26	53
1993	Riverside	9-11	4.33	26	26	1	0	0	145.1	160	89	70	58	85
1994	Jacksonville	6-5	2.69	46	0	0	0	13	80.1	73	28	24	35	53
1995	Tacoma	1-4	3.10	40	0	0	0	8	69.2	63	29	24	28	46
	SEATTLE	0-0	0.00	2	0	0	0	0	4.2	5	1	0	2	3
1996	Columbus	3-3	2.27	33	0	0	0	7	47.2	37	14	12	15	52
	YANKEES	1-1	5.13	26	0	0	0	0	40.1	42	24	23	23	38
<b>Minor League Totals</b>		<b>26-33</b>	<b>3.69</b>	<b>173</b>	<b>49</b>	<b>1</b>	<b>0</b>	<b>29</b>	<b>475.0</b>	<b>477</b>	<b>240</b>	<b>195</b>	<b>199</b>	<b>337</b>
<b>Major League Totals</b>		<b>1-1</b>	<b>4.60</b>	<b>28</b>	<b>0</b>	<b>0</b>	<b>0</b>	<b>0</b>	<b>45.0</b>	<b>47</b>	<b>25</b>	<b>23</b>	<b>25</b>	<b>41</b>

Selected by Seattle in the 3rd round of the 1991 June free-agent draft.

a - On disabled list June 25-August 25, 1992 (strained right shoulder).

### 1996

### CAREER

CLUB	W-L	ERA	IP	ER	SHO	SV	W-L	ERA	IP	ER	SHO	SV
Baltimore	0-0	0.00	3.0	0	0	0	0-0	0.00	3.0	0	0	0
Boston	0-0	0.00	1.0	0	0	0	0-0	0.00	1.0	0	0	0
Detroit	1-0	0.00	4.0	0	0	0	1-0	0.00	4.0	0	0	0
New York	-	-	-	-	-	-	0-0	0.00	3.2	0	0	0
Toronto	-	-	-	-	-	-	-	-	-	-	-	-
<b>vs East</b>	<b>1-0</b>	<b>0.00</b>	<b>8.0</b>	<b>0</b>	<b>0</b>	<b>0</b>	<b>1-0</b>	<b>0.00</b>	<b>11.2</b>	<b>0</b>	<b>0</b>	<b>0</b>
Chicago	0-0	3.74	9.2	4	0	0	0-0	3.74	9.2	4	0	0
Cleveland	0-0	6.90	2.2	2	0	0	0-0	6.90	2.2	2	0	0
Kansas City	0-0	8.33	4.1	4	0	0	0-0	8.33	4.1	4	0	0
Milwaukee	0-0	28.57	1.1	4	0	0	0-0	28.57	1.1	4	0	0
Minnesota	0-0	0.00	2.0	0	0	0	0-0	0.00	2.0	0	0	0
<b>vs Central</b>	<b>0-0</b>	<b>6.30</b>	<b>20.0</b>	<b>14</b>	<b>0</b>	<b>0</b>	<b>0-0</b>	<b>6.30</b>	<b>20.0</b>	<b>14</b>	<b>0</b>	<b>0</b>
Anaheim	0-0	0.00	1.1	0	0	0	0-0	0.00	1.1	0	0	0
Oakland	0-0	0.00	0.1	0	0	0	0-0	0.00	0.1	0	0	0
Seattle	0-1	5.68	8.0	5	0	0	0-1	5.68	8.0	5	0	0
Texas	0-0	13.79	2.2	4	0	0	0-0	9.82	3.2	4	0	0
<b>vs West</b>	<b>0-1</b>	<b>6.57</b>	<b>12.1</b>	<b>9</b>	<b>0</b>	<b>0</b>	<b>0-1</b>	<b>6.08</b>	<b>13.1</b>	<b>9</b>	<b>0</b>	<b>0</b>
Home	1-1	5.14	19.1	11	0	0	1-1	5.14	19.1	11	0	0
Road	0-0	5.15	21.0	12	0	0	0-0	4.21	25.2	12	0	0
1st Half	1-0	2.91	21.2	7	0	0	1-0	2.91	21.2	7	0	0
2nd Half	0-1	7.71	18.2	16	0	0	0-1	6.17	23.1	16	0	0
Start	-	-	-	-	-	-	-	-	-	-	-	-
Relief	1-1	5.13	40.1	23	0	0	1-1	4.60	45.0	23	0	0
April	-	-	-	-	-	-	-	-	-	-	-	-
May	1-0	2.65	17.0	5	0	0	1-0	2.65	17.0	5	0	0
June	0-0	3.86	4.2	2	0	0	0-0	3.86	4.2	2	0	0
July	0-0	12.79	6.1	9	0	0	0-0	12.79	6.1	9	0	0
August	0-1	5.11	12.1	7	0	0	0-1	5.11	12.1	7	0	0
Sept/Oct.	-	-	-	-	-	-	0-0	0.00	4.2	0	0	0

### MECIR CAREER BY PARK

PARK	G	W-L-S	ERA	IP	ER	SO	PARK	G	W-L-S	ERA	IP	ER	SO
Bal. (Mem)	-	-	-	-	-	-	Chi. (Old)	-	-	-	-	-	-
Bal. (Camden)	1	0-0-0	0.00	3.0	0	2	Chi. (New)	3	0-0-0	0.00	6.2	0	8
Bos.	1	0-0-0	0.00	1.0	0	2	Cle. (Mun)	-	-	-	-	-	-
Det.	-	-	-	-	-	-	Cle. (Jcb)	1	0-0-0	9.00	1.0	1	0
N.Y.	16	1-1-0	4.30	23.0	11	21	K.C.	1	0-0-0	9.00	3.0	3	2
Tor. (Exhib)	-	-	-	-	-	-	Mil.	1	0-0-0	27.00	1.1	4	1
Tor. (Dome)	-	-	-	-	-	-	Min	-	-	-	-	-	-
<b>EAST</b>	<b>18</b>	<b>1-1-0</b>	<b>3.67</b>	<b>27.0</b>	<b>11</b>	<b>25</b>	<b>CENTRAL</b>	<b>6</b>	<b>0-0-0</b>	<b>6.00</b>	<b>12</b>	<b>8</b>	<b>11</b>
Ana.	-	-	-	-	-	-	Tex. (Arl)	-	-	-	-	-	-
Oak.	-	-	-	-	-	-	Tex. (Prk)	2	0-0-0	10.80	3.1	4	3
Sea.	2	0-0-0	0.00	2.2	0	2	<b>WEST</b>	<b>4</b>	<b>0-0-0</b>	<b>6.00</b>	<b>6.0</b>	<b>4</b>	<b>5</b>

### MECIR'S CAREER FIELDING NUMBERS

POSITION	G	PO	A	E	TC	DP	.PCT
Pitcher	28	1	13	0	14	0	.1000

**MECIR'S BESTS**

SEASON	GAME
WINS ..... 1 (1996)	LOW-HIT CG ..... NA
ERA ..... 5.13(1996)	IP (starter, RS) ..... NA
IP ..... 40.1 (1996)	IP (starter, PS) ..... NA
SO ..... 38 (1996)	IP (relief) ..... 3.2, 9/4/95 at NYY
WIN STREAK ..... 1 (1996)	SO ..... 4 (2x), last on 5/12/96 at CHI

**MEDINA, RAFAEL (Rafael)**  
**RHP**

**#56**

6-3, 194. Born 2/15/75 in Panama City, Panama. Opening Day Age: 22. Resides in Panama City, Panama. BR. TR.

**MAJOR LEAGUE SERVICE:** None

**CONTRACT STATUS:** Signed through the 1997 season.

**1996 SEASON:** Went 5-8 with a 3.06 in 19 starts for Double-A Norwich...led the Navigators in strikeouts (112) and was second on the club with 103 IP...spent some time on the D.L. with tendonitis in his shoulder and a finger blister...ranked 2nd among Eastern League pitchers with a .206 OBA. **1995:** South Atlantic and Florida State Leagues: 9th among Class A starters and 13th among minor league starters with 9.28 K/9IP ratio. **PERSONAL:** Signed by Herb Raybourn/Karl Heron...played on the Panama Metro team, where he won the Triple Crown and was named top pitcher in the 1992 National Championship games. Brother, Ricardo, plays in the Cubs' organization.



**CAREER PLAYING RECORD**

YEAR CLUB	W-L	ERA	G	GS	CG	Sho	SV	IP	H	R	ER	BB	SO
1993 Tampa (GCL)	2-0	0.66	5	5	0	0	0	27.1	16	6	2	12	21
1994 Oneonta	3-7	4.66	14	14	1	0	0	73.1	67	54	38	35	59
1995 Greensboro	4-4	4.01	19	19	1	0	0	98.2	86	48	44	38	108
Tampa (FSL)	2-2	2.37	6	6	0	0	0	30.1	29	12	8	12	25
1996 Norwich	5-8	3.06	19	19	1	0	0	103.0	78	48	35	55	112
<b>Minor League Totals</b>	<b>16-21</b>	<b>3.35</b>	<b>69</b>	<b>69</b>	<b>3</b>	<b>0</b>	<b>0</b>	<b>363.0</b>	<b>305</b>	<b>180</b>	<b>135</b>	<b>164</b>	<b>350</b>

Signed by New York (AL) as a free agent on September 6, 1992.

**MENDOZA, RAMIRO**  
**RHP**

**#55**

6-2, 154. Born 6/15/72 in Los Santos, Panama. Opening Day Age: 24. Resides in Los Santos, Panama. BR. TR.

**MAJOR LEAGUE SERVICE:** 70 days.

**CONTRACT STATUS:** Signed through 1997 season.

**1996 SEASON:** Went 4-5 with a 6.79 ERA in 12 appearances (11 starts) with the Yankees and 6-2 with a 2.51 ERA in 15 starts with the Clippers...was recalled from Columbus on 5/24 replacing Posada on the roster...earned a win in his Major-League debut on 5/25 @ Sea (6IP, 7H, 3ER, 6K)...suffered his 1st M.L. loss on 5/29 @ Cal (3.2IP, 6H, 4ER, 2BB, K)...lost his first 3 of 4 starts...won back-to-back starts, 6/21 @ Cle and 6/25 @ Min...was optioned to Columbus on 7/16 and was recalled on 9/13...received the win in his last appearance of the season @ Bos, 9/28. **1995:** Went a combined 6-6 with Norwich and Columbus, but posted a 3.13 ERA, 7th in the Yankees organization...tossed a 1-hit shutout vs. New Britain 8/14...posted a 4-0 record and 1.72 ERA in 7 starts between 7/15 - 8/19...earned promotion to Columbus 8/25 and made 2 starts, winning his second...added to Yankees' 40-man roster following season. **1994:** Compiled 3.01 ERA and posted 12-6 record in 21 starts at Class A Tampa...12 wins ranked T4th in Yankees system and T5th in Florida State League...3.01 ERA ranked 5th in Yankees org and T6th in FSL...also ranked 10th among Yankees farm hands with 110 K...named FSL Pitcher



K)...struck out 7.4 batters per 9 innings...FSL opponents hit .258 (133-515) off him. **1993:** At short-season Tampa went 4-5, 2.79 in 15 G...struck out 8.1 batters per 9 innings...made 2 apps at Class A Greensboro, allowing 3 H and 5 BB in 3.2 IP. **1992:** Spent season with Santo Domingo in Dominican Summer League...went 10-2 with 2.29 ERA and 5 CG in 15 starts...averaged 7.1 innings per start and allowed only 10.2 base runners per 9 IP. **PERSONAL:** Was signed by Karl Heron.

### CAREER PLAYING RECORD

\* Major League home runs allowed (5): 1996 (5).

YEAR CLUB	W-L	ERA	G	GS	CG	Sho	SV	IP	H	R	ER	BB	SO
1992 Santo Domingo	10-2	2.29	15	15	5	0	0	109.2	93	37	26	28	79
1993 Tampa (GCL)	4-5	2.79	15	9	0	0	1	67.2	59	26	21	7	61
Greensboro	0-1	2.45	2	0	0	0	0	3.2	3	1	1	5	3
1994 Tampa (FSL)	12-6	3.01	22	21	1	0	0	134.1	133	54	45	35	110
1995 Norwich	5-6	3.21	19	19	2	1	0	89.2	87	39	32	33	68
Columbus	1-0	2.57	2	2	0	0	0	14.0	10	4	4	2	13
1996 Columbus	6-2	2.51	15	15	0	0	0	97.0	96	30	27	19	61
YANKEES	4-5	6.79	12	11	0	0	0	53.0	80	43	40	10	34
<b>Minor League Totals</b>	<b>38-22</b>	<b>2.72</b>	<b>90</b>	<b>81</b>	<b>8</b>	<b>1</b>	<b>1</b>	<b>516.0</b>	<b>481</b>	<b>191</b>	<b>156</b>	<b>129</b>	<b>395</b>
<b>Major League Totals</b>	<b>4-5</b>	<b>6.79</b>	<b>12</b>	<b>11</b>	<b>0</b>	<b>0</b>	<b>0</b>	<b>53.0</b>	<b>80</b>	<b>43</b>	<b>40</b>	<b>10</b>	<b>34</b>

Signed by New York (AL) as a free agent on November 30, 1991.

CLUB	1996						CAREER					
	W-L	ERA	IP	ER	SHO	SV	W-L	ERA	IP	ER	SHO	SV
Baltimore	0-1	20.69	2.2	6	0	0	0-1	20.69	2.2	6	0	0
Boston	1-0	6.02	12.0	8	0	0	1-0	6.02	12.0	8	0	0
Detroit	0-0	4.55	6.0	3	0	0	0-0	4.55	6.0	3	0	0
New York	-	-	-	-	-	-	-	-	-	-	-	-
Toronto	0-2	9.78	8.1	9	0	0	0-2	9.78	8.1	9	0	0
<b>vs East</b>	<b>1-3</b>	<b>8.07</b>	<b>29.0</b>	<b>26</b>	<b>0</b>	<b>0</b>	<b>1-3</b>	<b>8.07</b>	<b>29.0</b>	<b>26</b>	<b>0</b>	<b>0</b>
Chicago	-	-	-	-	-	-	-	-	-	-	-	-
Cleveland	1-0	0.00	5.0	0	0	0	1-0	0.00	5.0	0	0	0
Kansas City	-	-	-	-	-	-	-	-	-	-	-	-
Milwaukee	-	-	-	-	-	-	-	-	-	-	-	-
Minnesota	1-1	6.80	9.1	7	0	0	1-1	6.80	9.1	7	0	0
<b>vs Central</b>	<b>2-1</b>	<b>4.40</b>	<b>14.1</b>	<b>7</b>	<b>0</b>	<b>0</b>	<b>2-1</b>	<b>4.40</b>	<b>14.1</b>	<b>7</b>	<b>0</b>	<b>0</b>
Anaheim	0-1	10.00	3.2	4	0	0	0-1	10.00	3.2	4	0	0
Oakland	-	-	-	-	-	-	-	-	-	-	-	-
Seattle	1-0	4.55	6.0	3	0	0	1-0	4.55	6.0	3	0	0
Texas	-	-	-	-	-	-	-	-	-	-	-	-
<b>vs West</b>	<b>1-1</b>	<b>6.52</b>	<b>9.2</b>	<b>7</b>	<b>0</b>	<b>0</b>	<b>1-1</b>	<b>6.52</b>	<b>9.2</b>	<b>7</b>	<b>0</b>	<b>0</b>
Home	0-2	9.72	13.0	14	0	0	0-2	9.72	13.0	14	0	0
Road	4-3	5.86	40.0	26	0	0	4-3	5.86	40.0	26	0	0
1st Half	3-4	7.25	36.0	29	0	0	3-4	7.25	36.0	29	0	0
2nd Half	1-1	5.82	17.0	11	0	0	1-1	5.82	17.0	11	0	0
Start	3-5	7.35	49.0	40	0	0	3-5	7.35	49.0	40	0	0
Relief	1-0	0.00	4.0	0	0	0	1-0	0.00	4.0	0	0	0
April	-	-	-	-	-	-	-	-	-	-	-	-
May	1-1	6.52	9.2	7	0	0	1-1	6.52	9.2	7	0	0
June	2-3	7.52	26.1	22	0	0	2-3	7.52	26.1	22	0	0
July	0-0	22.50	2.0	5	0	0	0-0	22.50	2.0	5	0	0
August	-	-	-	-	-	-	-	-	-	-	-	-
Sept/Oct.	1-1	3.60	15.0	6	0	0	1-1	3.60	15.0	6	0	0

### MENDOZA CAREER BY PARK

PARK	G	W-L-S	ERA	IP	ER	SO	PARK	G	W-L-S	ERA	IP	ER	SO
Bal. (Mem)	-	-	-	-	-	-	Chi. (Old)	-	-	-	-	-	-
Bal. (Camden)	-	-	-	-	-	-	Chi. (New)	-	-	-	-	-	-
Bos.	2	1-0-0	7.50	6.0	5	5	Cle. (Mun)	-	-	-	-	-	-
Det.	1	0-0-0	4.50	6.0	3	5	Cle. (Jcb)	1	1-0-0	0.00	5.0	0	3
N.Y.	3	0-2-0	9.69	13.0	14	6	K.C.	-	-	-	-	-	-
Tor. (Exhib)	-	-	-	-	-	-	Mil.	-	-	-	-	-	-
Tor. (Dome)	2	0-2-0	9.72	8.1	9	4	Min.	1	1-0-0	3.60	5.0	2	3
<b>EAST</b>	<b>8</b>	<b>1-4-0</b>	<b>8.37</b>	<b>33.1</b>	<b>31</b>	<b>20</b>	<b>CENTRAL</b>	<b>2</b>	<b>2-0-0</b>	<b>1.80</b>	<b>10.0</b>	<b>2</b>	<b>6</b>
Ana.	1	0-1-0	9.82	3.2	4	2	Tex. (Ari)	-	-	-	-	-	-
Oak.	-	-	-	-	-	-	Tex. (Prk)	-	-	-	-	-	-
Sea.	1	1-0-0	4.50	6.0	3	6	<b>WEST</b>	<b>2</b>	<b>1-1-0</b>	<b>6.52</b>	<b>9.2</b>	<b>7</b>	<b>8</b>

### MENDOZA'S CAREER FIELDING NUMBERS

POSITION	G	PO	A	E	TC	DP	.PCT
Pitcher	12	2	11	0	13	0	1.000

### MENDOZA'S BESTS

#### SEASON

#### GAME

WINS ..... 4 (1996)  
 ERA ..... 6.80 (1996)  
 IP ..... 53.0 (1996)  
 SO ..... 34 (1996)  
 WIN STREAK ..... 2 (1996)

LOW-HIT CG ..... NA  
 IP (starter, RS) .. 6 (3x), last 9/22/96 v BOS  
 IP (starter, PS) ..... NA  
 IP (relief) ..... 4.0, 9/28/96 at BOS  
 SO ..... 6, 5/25/96 vs BAL

**NELSON, JEFFREY ALLAN (Jeff)**  
**RHP**

#43

6-8, 235. Born 11/17/66 in Baltimore, MD. Opening Day Age: 30. Resides in Issaquah, WA. BR. TR. Married: Colette, 6/22/87. Children: Chandler Grace (10/13/95). College: Cantonsville C.C.

**MAJOR LEAGUE SERVICE:** 4 years, 71 days.

**CONTRACT STATUS:** Signed a 2-year contract on February 7, 1996. Contract extends through the 1997 season.



**1996 SEASON:** Was 4-4 with a 4.36 ERA, appearing in a team and career-high 73 games...opponents hit .262 (lefties hit .283 and righties hits .245)...pitched a perfect 9th inning in 1st game of a doubleheader on 9/25 @ Mil to clinch the A.L. East...picked up his 1st win as a Yankee on 4/30 @ Bal (1IP, 1H, 1R, 0ER, 1BB, 1K) in the longest 9-inning game in M.L. history (4:21)...recorded season highs in innings (3.0) and strikeouts (5) on 5/7 vs Det in 12-5 Yankee victory...recorded a save in his 1st Yankee appearance on 4/3 @ Cle (2.1IP, 2H, 1K)...suffered 1st blown save and loss of the season 5/4 vs CWS (0IP, 2H, 3R, 3ER, 1BB)...was 1-1 with a 2.61 ERA in the post season...picked up his 1st career post-season win on 10/4 @ Tex in Game 3 of the Division Series (3IP, 1H, 2BB, 2K)...picked up the loss in Game 2 of the ALCS vs Bal on 10/10, giving up 3 runs over 1.1IP. **1995:** Was traded to the Yankees, 12/7/95, with 1B Tino Martinez and minor league RHP Jim Mecir for 3B Russ Davis and LHP Sterling Hitchcock...righthanded set-up man was scored on in only 12 of 62 games...tied for 6th in the AL with 62 appearances...in his first appearance v. Detroit, 4/28, allowed only one run to score in a bases loaded situation, striking out Cecil Fielder and forcing Kirk Gibson to hit into a DP...did not allow a run in his first 6 appearances, threw 6.1 innings and allowed only 4 hits while striking out 6...won his first game @ Texas, 5/2, with .2 IP, the Mariners won 15-3...did not allow a run from 5/8-6/3 (10.2 IP, 5H, 8K); recorded one win and one save during the streak...earned his first save, 5/24, on 3 IP, 1H v. Boston... pitched one scoreless inning v. NYY, 5/30, to earn win #2...finished May 2-0 with 1.47 ERA...won his third game @ NY, 6/10, pitched one perfect inning in the 3-2 victory... lowered his ERA to 1.14 by 6/25, allowing runs in only three of his first 26 appearances...lost first decision @ Oakland, 6/28, allowing 2 ER on 3 hits in 2 IP... did not allow a run in his 10, July appearances...ERA was at 1.09 after .2 IP @ Cal, 8/1...allowed 6 ER in next 4 appearances, 8/4-8/8...gave up runs in 6 of 11 games for a total of 11 ER, which more than doubled his ERA during the month of August...ERA hit 2.35 after his second loss on 8/30, @ Boston...allowed 4 ER in 1.1 IP in the 7-6 loss to the Red Sox...did not allow an earned after 8/30, a 13 game streak...four of his seven wins came after Randy Johnson starts...inherited 9 bases loaded situations (4 w/0 out) and stranded 19-27 runners. **1994:** Posted a career-best 2.76 ERA in his 3rd season with the Mariners...gave up just one run in his first 9 appearances (7.2 IP), but allowed 7-11 inherited runners to score (64%) and was optioned to Calgary, 5/2... went 1-0 with 3 saves, 0.00 ERA in six games (8.1 IP) and was recalled to Seattle, 5/15...established season-highs with 3.1 IP and 5 K v. Texas, 5/19...lowered ERA to 1.06 (17 IP, 2 ER), with 3 innings of shutout relief @ Oak, 5/23...allowed 4 ER in next three outings (7 IP) and was optioned back to Calgary, 6/10...recorded saves in next 3 appearances, 7/2-7/9; was recalled by Seattle, 7/15...entered back-to-back games with bases loaded, giving up just one run on a SF by Frank Thomas...for the season, allowed 17-33 inherited runners to score (52%), held all opponents to .226 BA (right-hand hitters to .168)...held RH hitters to .213 BA over his career...finished fourth in the AL with 8 hit batsmen...recorded 8 saves in his 18 appearances with Calgary. **1993:** Tied for 3rd in the AL with 71 appearances, 2nd highest total by a Mariner RHP ever (Mike Jackson had 72 in 1991)...began the season at Calgary, going 1-0 with one save and 1.17 ERA in 5 games...was recalled 4/20...recorded 0.87 ERA (10.1 IP, 1 ER) in 11 appearances, 4/24-5/12...career-high 6 K in 3.1 innings v. NYY, 4/25...on 7/15 @ Boston, entered the game in the 8th inning and retired the first two batters before Billy Hatcher singled; with lefty Mike Greenwell up, Nelson moved to LF and Dennis Powell faced Greenwell (popped up to end the inning); Nelson then returned to the mound in the 9th inning of the 3-2 victory...recorded his only save v. Minnesota, 7/26...struggled the final two months of the season with an 8.68 ERA (9.1 IP, 9 ER) in August and a 5.19 ERA (8.2 IP, 5 ER) in Sept./Oct. **1992:** Finished 9th in the AL with 66 appearances, highest total by a Mariner's right-hand rookie ever...ranked 2nd among AL rookie relievers with 3.44 ERA...started the season in Calgary and was recalled on 4/16; made M.L. debut that night @ CWS, pitching 2 innings of shutout relief...after his first 13 games had an ERA of 2.93 (15.1 IP, 5 ER)...recorded first M.L. save v. NYY in an 8-2 victory, 7/25; pitched the final 3.1 innings allowing 1 run on 4 hits...had a string of 16.1 consecutive shutout innings over 11 appearances, 8/2-8/28; went 1-0 during the streak and recorded first M.L. win v. Minnesota, 8/16...was 1-3 with a 2.70 ERA and 6 saves in 31 games after the All-Star break...held RH batters to .220 BA and tied for the AL lead with 12 intentional walks.

**1991:** Split the season between Jacksonville and Calgary with an overall record of 7-4 and 2.67 ERA (18 ER, 60.2 IP); recorded a total of 19 saves, which led the entire Mariners' farm system... began the year at Jacksonville, where he allowed runs in just 3 of his 21 appearances and posted a 4-0 record with 12 saves and a 1.27 ERA...went 2-0 with 4 saves, allowing no runs in 8.2 IP, in a seven-game streak, 5/28-6/18...was promoted to Calgary, 6/19, where he recorded a save in his debut v. Tacoma that same night...was 1-2 with 2.77 ERA in August...faced a total of 259 batters over the season and gave up only one HR...pitched for Bayamon over the winter of 1991 and was one of the top relievers in the Puerto Rican League (4-0, 6 saves, 1.96 ERA, 15 games). **1990:** began the season at Williamsport...after a 1-4 record and a 6.44 ERA, was outrighted to Peninsula, 6/25...became a reliever and began to dominate the Carolina League, holding opponents BA to .214...was 2nd on Peninsula with 6 saves in just 11 relief appearances. **1989:** Spent the entire season at Williamsport...struck out 9 in 4-2 victory @ Hagerstown, 7/3, allowing 1 hit in 7 IP...was placed on the DL, 7/16, with an injured right hand, where he remained the rest of the season. **1988:** Led San Bernardino in games started with 27 and was 2nd in IP with 149.1. **1986:** Was selected in the Mariners' Rule 5 Draft. **1984:** Was selected by the Los Angeles Dodgers in the 22nd round 1984 free-agent draft...did not win a game in his first three professional seasons, but was the victim of 52 unearned runs over that period. **PERSONAL:** Graduated from Cantonsville H.S. (MD) in 1984, where he was named All-Baltimore County...attended Cantonsville C.C....his uncle, Cole Nelson, played in the Washington Senators organization...received the 1992 "Star of the Future" award from the Maryland Professional Baseball Players Association at their annual "Tops in Sports" banquet.

### CAREER PLAYING RECORD

\* Major League home runs allowed (25): 1996 (6),

YEAR	CLUB	W-L	ERA	G	GS	CG	Sho	SV	IP	H	R	ER	BB	SO
1984	Great Falls	0-0	54.00	1	0	0	0	0	0.2	3	4	4	3	1
	Bradenton	0-0	1.35	9	0	0	0	0	13.1	6	3	2	6	7
1985	Bradenton	0-5	5.51	14	7	0	0	0	47.1	72	50	29	32	31
1986	Bakersfield-a	0-7	6.69	24	11	0	0	0	71.1	80	83	53	84	37
	Great Falls	0-0	13.50	3	0	0	0	0	2.0	5	3	3	3	1
1987	Salinas	3-7	5.74	17	16	1	0	0	80.0	80	61	51	71	43
1988	San Bernardino	8-9	5.54	27	27	1	1	0	149.1	163	115	92	91	94
1989	Williamsport-b	7-5	3.31	15	15	2	0	0	92.1	72	41	34	53	61
1990	Williamsport	1-4	6.44	10	10	0	0	0	43.1	65	35	31	18	14
	Peninsula	2-2	3.15	18	7	1	1	6	60.0	47	21	21	25	49
1991	Jacksonville	4-0	1.27	21	0	0	0	12	28.1	23	5	4	9	34
	Calgary	3-4	3.90	28	0	0	0	7	32.1	39	19	14	15	26
1992	Calgary	1-0	0.00	2	0	0	0	0	3.2	0	0	0	1	0
	SEATTLE	1-7	3.44	66	0	0	0	6	81.0	71	34	31	44	46
1993	Calgary	1-0	1.17	5	0	0	0	1	7.2	6	1	1	2	6
	SEATTLE	5-3	4.35	71	0	0	0	1	60.0	57	30	29	34	61
1994	SEATTLE	0-0	2.76	28	0	0	0	0	42.1	35	18	13	20	44
	Calgary	1-4	2.84	18	0	0	0	8	25.1	21	9	8	7	30
1995	SEATTLE-c	7-3	2.17	62	0	0	0	2	78.2	58	21	19	27	96
1996	YANKEES	4-4	4.36	73	0	0	0	2	74.1	75	38	36	36	91
<b>Minor League Totals</b>		<b>31-47</b>	<b>4.75</b>	<b>212</b>	<b>93</b>	<b>5</b>	<b>2</b>	<b>34</b>	<b>657.0</b>	<b>682</b>	<b>450</b>	<b>347</b>	<b>420</b>	<b>434</b>
<b>Major League Totals</b>		<b>17-17</b>	<b>3.43</b>	<b>300</b>	<b>0</b>	<b>0</b>	<b>0</b>	<b>11</b>	<b>336.1</b>	<b>296</b>	<b>141</b>	<b>128</b>	<b>161</b>	<b>338</b>

Selected by Los Angeles in 22nd round of the 1984 June free-agent draft.

a - On disabled list April 10-June 4, 1986 (injured right leg)

b - On disabled list July 16, 1989 through remainder of season (injured right hand).

c - Traded to New York (AL) from Seattle with 1B Tino Martinez and RHP Jim Mecir for LHP Sterling Hitchcock and 3B Russ Davis on December 7, 1995.

CLUB	1996							CAREER						
	W-L	ERA	IP	ER	SHO	SV	W-L	ERA	IP	ER	SHO	SV		
Baltimore	2-0	2.47	7.1	2	0	0	3-0	2.78	22.2	7	0	2		
Boston	1-0	4.55	6.0	3	0	0	1-2	5.00	27.0	15	0	1		
Detroit	0-1	2.27	8.0	2	0	1	1-1	3.45	31.1	12	0	1		
New York	-	-	-	-	-	-	3-0	1.05	25.2	3	0	1		
Toronto	0-0	0.00	7.0	0	0	0	1-1	1.88	24.0	5	0	0		
<b>vs East</b>	<b>3-1</b>	<b>2.22</b>	<b>28.1</b>	<b>7</b>	<b>0</b>	<b>1</b>	<b>9-4</b>	<b>2.89</b>	<b>130.2</b>	<b>42</b>	<b>0</b>	<b>5</b>		
Chicago	0-2	12.50	3.2	5	0	0	0-2	3.75	24.0	10	0	1		
Cleveland	1-0	4.17	8.2	4	0	1	2-1	4.74	24.2	13	0	1		
Kansas City	0-0	0.00	3.0	0	0	0	0-0	0.42	21.1	1	0	1		
Milwaukee	0-0	3.92	4.2	2	0	0	1-1	5.21	19.0	11	0	0		
Minnesota	0-0	6.45	5.2	4	0	0	2-1	2.53	32.0	9	0	2		
<b>vs Central</b>	<b>1-2</b>	<b>5.26</b>	<b>25.2</b>	<b>15</b>	<b>0</b>	<b>1</b>	<b>5-5</b>	<b>3.27</b>	<b>121.0</b>	<b>44</b>	<b>0</b>	<b>5</b>		
California	0-0	4.55	6.0	3	0	0	0-1	3.00	21.0	7	0	0		
Oakland	0-1	8.11	3.1	3	0	0	1-6	6.26	27.1	19	0	1		
Seattle	0-0	10.00	6.1	7	0	0	0-0	10.00	6.1	7	0	0		
Texas	0-0	1.96	4.2	1	0	0	2-1	2.70	30.0	9	0	0		
<b>vs West</b>	<b>0-1</b>	<b>6.20</b>	<b>20.1</b>	<b>14</b>	<b>0</b>	<b>0</b>	<b>3-8</b>	<b>4.46</b>	<b>84.2</b>	<b>42</b>	<b>0</b>	<b>1</b>		

Home	1-3	6.04	34.1	23	0	1	10-7	3.30	172.0	63	0	8
Road	3-1	2.93	40.0	13	0	1	7-10	3.56	164.1	65	0	3
1st Half	3-2	4.91	40.1	22	0	2	8-8	3.32	173.1	64	0	3
2nd Half	1-2	3.71	34.0	14	0	0	9-9	3.53	163.0	64	0	8
Start	-	-	-	-	-	-	-	-	-	-	-	-
Relief	4-4	4.36	74.1	36	0	2	17-17	3.43	336.1	128	0	11
April	1-0	5.23	10.1	6	0	1	1-1	2.80	35.1	11	0	1
May	0-1	6.17	11.2	8	0	1	3-3	3.80	64.0	27	0	2
June	1-1	3.52	15.1	6	0	0	3-3	3.05	59.0	20	0	0
July	2-0	2.84	12.2	4	0	0	3-2	2.51	68.0	19	0	2
August	0-2	7.50	12.0	10	0	0	5-4	5.07	60.1	34	0	4
Sept/Oct.	0-0	1.46	12.1	2	0	0	2-4	3.08	49.2	17	0	2

#### NELSON CAREER BY PARK

PARK	G	W-L-S	ERA	IP	ER	SO	PARK	G	W-L-S	ERA	IP	ER	SO
Bal. (Mem)	-	-	-	-	-	-	Chi. (Old)	-	-	-	-	-	-
Bal. (Camden)	13	2-0-1	2.53	10.2	3	7	Chi. (New)	15	0-0-0	0.61	14.2	1	13
Bos.	16	0-2-0	4.50	16.0	8	15	Cle. (Mun)	7	1-1-0	9.46	6.2	7	3
Det.	10	0-1-0	4.40	14.1	7	20	Cle. (Jcb)	5	1-0-1	1.42	6.1	1	5
N.Y.	42	2-3-1	4.97	41.2	23	47	K.C.	8	0-0-0	0.00	10.0	0	15
Tor. (Exhib)	-	-	-	-	-	-	Mil.	9	0-0-0	1.64	11.0	2	7
Tor. (Dome)	13	0-1-0	2.19	12.1	3	14	Min.	13	0-0-1	4.80	15.0	8	13
<b>EAST</b>	<b>94</b>	<b>4-7-2</b>	<b>4.17</b>	<b>95.0</b>	<b>44</b>	<b>103</b>	<b>CENTRAL</b>	<b>57</b>	<b>2-1-2</b>	<b>2.69</b>	<b>63.2</b>	<b>19</b>	<b>56</b>
Ana.	7	0-1-0	3.68	7.1	3	6	Tex. (Arl)	9	1-1-0	2.57	7.0	2	9
Oak.	12	0-3-0	6.59	13.2	10	6	Tex. (Prk)	10	1-0-0	5.19	8.2	5	12
Sea.	111	9-4-7	2.87	141.0	45	146	<b>WEST</b>	<b>149</b>	<b>11-9-7</b>	<b>3.29</b>	<b>177.2</b>	<b>65</b>	<b>179</b>

#### DIVISION SERIES RECORD

YEAR Club/Opponent	W-L	ERA	G	GS	CG	Sho	SV	IP	H	R	ER	BB	SO
1995 SEA vs Yankees	0-1	3.18	3	0	0	0	0	5.2	7	2	2	3	7
1996 NYY vs Texas	1-0	0.00	2	0	0	0	0	3.2	2	0	0	2	5
<b>Division Series Totals</b>	<b>1-1</b>	<b>1.93</b>	<b>5</b>	<b>0</b>	<b>0</b>	<b>0</b>	<b>0</b>	<b>9.1</b>	<b>9</b>	<b>2</b>	<b>2</b>	<b>5</b>	<b>12</b>

#### LEAGUE CHAMPIONSHIP SERIES RECORD

YEAR Club/Opponent	W-L	ERA	G	GS	CG	Sho	SV	IP	H	R	ER	BB	SO
1995 SEA vs Cleveland	0-0	0.00	3	0	0	0	0	3.0	3	0	0	5	3
1996 NYY vs Baltimore	0-1	11.57	2	0	0	0	0	2.1	5	3	3	0	2
<b>LCS Totals</b>	<b>0-1</b>	<b>5.06</b>	<b>5</b>	<b>0</b>	<b>0</b>	<b>0</b>	<b>0</b>	<b>5.1</b>	<b>8</b>	<b>3</b>	<b>3</b>	<b>5</b>	<b>5</b>

#### WORLD SERIES RECORD

YEAR Club/Opponent	W-L	ERA	G	GS	CG	Sho	SV	IP	H	R	ER	BB	SO
1996 NYY vs Atlanta	0-0	0.00	3	0	0	0	0	4.1	1	0	0	1	5

#### NELSON'S CAREER FIELDING NUMBERS

POSITION	G	PO	A	E	TC	DP	.PCT
Pitcher	300	12	54	6	72	7	.917

#### NELSON'S BESTS

SEASON	GAME
WINS .....	7 (1995)
ERA .....	2.17 (1995)
IP .....	81.0 (1992)
SO .....	96 (1995)
WIN STREAK ..	3 gms (93, 95)
LOW-HIT CG .....	NA
IP (starter, RS) .....	NA
IP (starter, PS) .....	NA
IP (relief) .....	3.2 (6/26/92 vs CAL)
SO .....	7 (7/18/95 vs DET)

## O'NEILL, PAUL ANDREW (Paul) OF

#21

6-4, 215. Born 2/25/63 in Columbus, OH. Opening Day Age: 34. Resides in Cincinnati, OH. BL. TL. Married: Nevalee (12/29/84). Children: Andrew (9/30/89), Aaron (12/21/92) and Alexandra (1/31/96).

**MAJOR LEAGUE SERVICE:** 9 years, 166 days.

**CONTRACT STATUS:** Signed a 4-year contract on October 28, 1994. Contract extends through the 1998 season.



**1996 SEASON:** Hit .302 with 19 HR and 91 RBI...had 48 multi-hit games, including six 3-hit and two 4-hit games...played in 150 games, 147 starts (145 in RF, 2 at DH)...led the team with a career-high 102 walks...tied a career high with a 14-game hitting streak from 4/13-30 (.472, 3HR and 8RBI)...drove in season-high 4 runs 4/21 @ Min and 5/17 vs Cal...did not commit an error during season and has not committed an error in 208 consecutive games, the longest streak of his M.L. career (last

error was on 7/23/95 vs Tex)...was suspended for 2 games for participating in a fight on 8/28 @ Sea (served suspension on 9/6-7)...twice hit HR in back-to-back games: 4/28-30 and 8/3-4...hit .184 with 1 HR and 2 RBI in the post season...hit a 2-run HR to give the Yankees a 5-2 lead in Game 4 of the ALCS @ Bal in their 8-4 win...made a game-saving catch in Game 5 of the World Series in Atlanta in the bottom of the 9th inning, racing down Polonia's line drive to right center field with runners at the corners to end the game and give the Yankees a 3-2 series lead.

**1995:** In his third season with the Yankees hit .300 and led the club with 22 HR and a career-high 96 RBI...is the first Yankee to lead the club in HR and RBI in consecutive seasons since Mattingly in 1985-86...was on the disabled list from 5/7-5/22 with a sprained right wrist...played only 9 games before he suffered the injury on 5/6 vs Mil while diving for a ball...prior to the injury hit .412 with 3 HR and 9 RBI, including a 7-game hitting streak and a 6-game RBI streak (9RBI)...didn't play again until 5/24 and went 6-28 (.214) in his first 9 games back, despite 3 consecutive 2-hit games from 5/28-5/30 (6-14), to drop his BA to .323...on 6/2 vs Cal was ejected by HP umpire Gary Cederstrom, his sixth career ejection...on 6/15 @Det doubled in the eighth inning off Kevin Wickander for his 1,000th career hit...from 6/18-7/15 hit safely in 23-24 games (.378), raising his BA 30 points to .345...during that stretch sandwiched an 0-1 pinch-hitting appearance on 6/28 vs Det with 9-game (6/18-6/27) and 14-game (6/30-7/15) hitting streaks...had at least 1 RBI in the last 6 games of that 14-game streak (11 RBI)...also during that stretch hit safely in 22 straight starts (6/18-7/15, .379) and from 6/18-6/23 hit 3 HR in a 5-game span...followed that 14-game hitting streak with a 32-game stretch from 7/16-8/19 in which he hit .228 to drop his BA to .302, its lowest point since the fourth game of the season (4/30)...that stretch included his first season-high 0-16 skid (8/4-8/10/G1)...beginning 8/20 hit .295 in 39 games the rest of the season, including hitting streaks of 7 (8/20-8/27) and 10 (8/31-9/10) games and despite his second 0-16 skid (8/27-8/30)...on 7/25 @KC had a pair of HR off Appier (3-run, solo) and 4 RBI...on 8/14 @Bos singled in the sixth inning off Hanson to snap an 0-15 skid in Fenway Park...on the 13-game homestand from 8/28-9/10 hit .340 with 3 HR, all on 8/31 vs Cal, and 20 RBI...on 8/31 vs Cal established career highs with 3 HR, 8 RBI, 4 runs scored and 13 total bases...had a pair of 3-run HR, a solo HR and an RBI-single...his 3-run HR in the first inning snapped his second season-high 0-16 skid...his 8 RBI were the most by a Yankee since Tartabull had 9 RBI on 9/8/92 @Bal...his 13 total bases were the most in the American League this season...beginning with that career game hit safely in 10 straight games through 9/9 (.439, 19 RBI), raising BA to .318 from .303, and in 14-15 games through 9/15 (.400, 22 RBI), raising BA to .317...from 9/16-9/23/G1 went 2-21, including an 0-11 skid from 9/16-9/18, dropping BA 11 points to .306...on 9/30 @Tor, his 3-run HR off ALeiter in the first inning highlighted the Yankees' 4-run first inning as they beat the Jays, 6-1, to clinch a tie for the wild card playoff spot.

**1994:** In one of the best seasons of his career hit .359 with 21 HR and 83 RBI in 103 games...finished fifth in the American League MVP voting after leading the AL in hitting with the highest batting average by a Yankee since Mickey Mantle hit .365 in 1957...finished behind Thomas, Griffey, Belle and Lofton...was the seventh Yankee batting champion and the first since Don Mattingly hit .343 in 1984...his BA did not fall below .400 until 6/17...did not reach .400 again the rest of the season...led the team in batting average, hits, total bases (222), HR, RBI, walks, intentional walks (13) and GIDP (16)...also led the Yankees in hitting with RISP (.385), third-best in the league...ranked among AL leaders in BA (1st), BA vs RHP (.380, 1st), OBP (2nd, .460), walks (4th), SLG (4th, .603), IBB (4th, 13), fielding percentage (4th, .995) and multi-hit games (T9th, 40)...in April hit a Major League-best .448 with 6 HR and 23 RBI...became just the third Yankee since expansion in 1961 to hit .400 in the season's first month (Clete Boyer, .429 in 1962; Willie Randolph, .400 in 1976)...was the highest BA by a Yankee in April since Moose Skowron hit .451 in 1955...had 25 hits in his first 50 AB...on 4/14 @Chi recorded his seventh career 2-HR game, his first since 8/8/91 vs LA...recorded his 500th career RBI on 4/22 vs Oak, a 2-run HR off Darling...on 4/23 vs Oak (off Van Poppel) hit his second career grand slam and his first as a Yankee...had singles in six consecutive AB from 4/25-4/26 vs Cal...on 4/25 vs Cal had his second career 5-hit game (6/8/88 @SD)...began May with his season-high 13-game hitting streak and hit .410 for the month...tied with Mattingly and Polonia for the longest hitting streak by a Yankee this season...on 5/10 vs Cle had his second and final 2-HR game of the season and the eighth multi-HR game of his career...in June hit .273, including an 0-16 skid from 6/26-30 that dropped his BA from .390 to .365...hit .390 (105-269) in every other month combined...on 7/5 vs Oak was ejected for the fifth time in his career (by Ed Hickox for arguing called third strike from Eckersley)...at the All-Star Break, his .382 BA ranked second in the AL to Frank Thomas' .383...at the All-Star Game in Pittsburgh popped up in his only plate appearance...on 7/26 vs Boston struck out 4 times in a game for the only time in his career (0-4)...on 7/22 @Cal singled sharply to right field but was denied a hit when Boggs was forced at second (FC9-6)...went 0-22 from 7/23-30, the longest hitless streak of his career, and dropped his BA to a

season-low .354 from .380...on 7/30 snapped that skid with an RBI-double in the sixth inning off Lilliquist...twice in his career had gone 0-20 (May/June 1987, August 1988)...on 7/29 vs Cle committed his only error of the season (fielding)...his .354 BA (115-325) after his third AB on 7/30 was at its lowest point of the season...in July hit .345 with 5 HR and 24 RBI, his career high for RBI in a single month...became the ninth Yankee ever to hit at least .352 (Ruth (8 times), Gehrig (5), DiMaggio (3), Mantle (2), Combs, Lazzeri, Dickey and Mattingly)...his .380 BA vs RHP ranked second in the Major Leagues to Tony Gwynn (.404)...made 93 starts in the outfield, including 10 starts in LF and a team-high 83 starts in RF...committed 1 error in 211 TC (.995, 4th in AL)...made a team-high 54 starts batting fifth in the order...in the batting order hit second (2-4, .500, 1 HR, 4 RBI), third (26-85, .306, 4 HR, 14 RBI), fourth (1-12, .083), fifth (81-209, .388, 12 HR, 44 RBI), sixth (20-48, .417, 4 HR, 18 RBI), seventh (0-5), eighth (1-4, .250, 2 RBI) and ninth (1-1, 1 RBI)...hit .429 (3-7) with 1 HR and 4 RBI in 4 games from the DH spot...went 5-14 (.357) with the bases loaded and on 4/23 vs Oak (off Van Poppel) hit the second grand slam of his career (other, 6/7/89 vs SF off Brantley)...was the first of the Yankees' 3 grand slams hit in a 5-day span (Nokes on 4/25 vs Tor, Leyritz on 4/27 @KC)...as a pinch-hitter went 4-9 (.444) with 6 RBI...had 10 solo HR, eight 2-run HR, two 3-run HR and the second grand slam of his career (4/23 vs Oak)...ranked T9th in the AL with 40 multi-hit games, including 26 2-hit games, 12 3-hit games, a 4-hit game on 7/5 vs Oak and tied his career high with a 5-hit game on 4/25 vs Cal (6/8/88 @SD)...had 2-HR games on 4/14 @Chi and 5/10 vs Cle...had 5 RBI on 4/14 @Chi and 4/23 vs Oak...three times tied his career high with 3 runs scored (4/14 @Chi, 6/16 @Tex, 8/5 @Min)...led the American League in hitting for 87 days (4/23-6/29, 7/5-8, 7/14-22, 8/5-6, 8/8-11) and led the Major Leagues in hitting for 65 days (4/23-6/24, 7/14-15)...had a season-high 13-game hitting streak from 5/1-17...also had hitting streaks of 8, 5, 6, 8 and 8 games...had hitless streaks of 0-14 (5/29-6/3), 0-16 (6/26-30) and a career-high 0-22 (7/23-30)...three times homered in consecutive games (4/14-15, 4/22-23, 8/6-7)...had 8 infield hits...vs AL West teams hit .409 with 8 HR and 40 RBI...hit .409 at home, second-best in the league, and .305 vs LHP...went 3-29 combined at Camden Yards (3-15) and Fenway Park (0-14)...his .313 road BA ranked T13th in the American League. **1993:** In his first season as a Yankee hit a career-high .311 with 20 HR and 75 RBI in 141 games...was acquired by New York from Cincinnati on November 3, 1992 with Joe DeBerry for Roberto Kelly...began the season as the Yankees' starting left fielder, making 29 of his first 33 starts in LF...would make just 11 starts in LF the rest of the season...hit safely in 6 of his first 7 games of the season (.444, 1HR, 8RBI) but then went 4-27 to finish April hitting .296 with 1 HR and 10 RBI...recorded his first hit as a Yankee in the season opener, 4/5 @Cle off Nagy...hit his first Yankee HR on 4/8 @Cle off Bielecki...he did not hit another HR until 5/18 @Min, a homerless span of 25 games covering 103 AB...in the Yankee Stadium Opener on 4/12 vs KC went 4-4 with a double, triple and 2 RBI...had at least 1 RBI in 6 straight games from 4/8-4/15 (9RBI)...in May, he put together a 7-game hitting streak from 5/4-5/11 and a 9-game streak from 5/16-5/25...hit safely in 24-28 games in May...beginning 5/27 ended the month with a 5-game streak that became part of a 13-game hitting streak through 6/10...beginning 5/2 he hit safely in 71 of 83 games through 8/6 (.330, 15HR, 50RBI), raising BA to .325 from .296...included in that span was a 13-game hitting streak (5/27-6/10), a career-high 14-game hitting streak (7/15-7/30), a pair of 9-game hitting streaks, a 7-game streak and a 6-game streak...on 5/27 he began to start regularly in RF, where he made 81 of his 122 total starts in '93...hit his first HR at Yankee Stadium on 5/31 vs Cle off Clark...was the 100th HR of his career...finished May hitting .340 with 3 HR and 11 RBI...had his best month of the season in June, when he hit .343 with 7 HR and 18 RBI...the 7 HR were a career high for one month...hit safely in 23-26 games in June...from 6/18-6/23 had at least 1 RBI in 5 straight games (6RBI)...hit .313 with 3 HR and 13 RBI in July...at the All-Star Break was hitting .329 with 11 HR and 40 RBI...on 7/15 vs Oak, the first game after the break, he began a streak in which he hit safely in 20-21 games through 8/6, with that streak snapped only in the 15th game by an 0-for-1 pinch-hitting appearance on 7/31 vs Mil...that stretch included his career-high 14-game hitting streak from 7/15-7/30 (.328, 3HR, 12RBI) and a 6-game streak from 8/1-8/6...through games of 8/6 was hitting .325 with 16 HR and 60 RBI...beginning 8/7 through the end of the season hit .273 with 4 HR and 15 RBI in 42 games...hit .260 with 2 HR and 14 RBI in August but finished the season in September/October by hitting .413 with 4 HR and 9 RBI...on 9/21 vs Min suffered a bruised left elbow in a collision with the RF wall making the catch on Puckett's 2-out flyout...left that game after the seventh inning and appeared in only 3 games, including 2 starts, the rest of the season...appeared in the last game of season as a pinch-hitter (K)...established career highs in BA (.311) and hits (155)...his .311 BA ranked T9th in the American League...O'Neill (.311) and Boggs (.302) became just the third set of first-year Yankee teammates to hit .300 (Munson & Cater, 1970; Piniella & Maddux, 1974)...during the course of the season put together hitting streaks of 5, 7, 9, 13, 9, 6, 14, 6 and 5 games...led the Yankees in doubles (34)...was

second on the team in hits (155) behind Boggs (169)...reached base safely in 120-140 games in which he batted...had one 4-hit game (4/12) and three 3-hit games (6/29, 7/16, 8/25)...had 8 infield hits...went 1-12 as a pinch-hitter...17 of his 20 HR were solo HR...three times homered in consecutive games (6/7-6/8, 8/5-8/6, 9/18-9/19)...made 122 starts, including 81 in RF, 40 in LF and 1 at DH (10/1)...committed 2 errors in 138 games in the OF to rank eighth among AL outfielders...predominantly hit in the No. 5 hole in the batting order (.331, 57RBI). **1992:** Hit .246 with 14 HR and 66 RBI...led the Reds in HR, games (148) and walks (77)...ranked second on the club in RBI to Larkin...ranked ninth in the NL in walks and fifth in IBB (15)...led the NL in fielding percentage (.997), making just 1 error in 304 TC...led the club and ranked third in the NL with 12 outfield assists...hit .319 (7 HR, 31 RBI) over the first 49 games of the season (through 6/5)...hampered in the second half with a sore right wrist and hand, caused by a check swing on 7/29 @SD...hit .225 (2 HR, 26 RBI) vs LHP and .257 (12 HR, 40 RBI) vs RHP...was ejected once, on 7/1 @Hou by Mike Winters, for disputing balls and strikes...stole 6 bases in 9 attempts. **1991:** Led Cincinnati in HR (28), RBI (91), doubles (36) and walks (73) while setting career bests in each category...ranked second on the club in games (152) and AB (532), also career bests...ranked T3rd in the NL in doubles, T5th in XBH (64) and T7th in HR...also seventh in HR per AB ratio (1:19 AB) and T8th in RBI per AB ratio (1:5.8 AB)...homered in 3 consecutive games (4/26-28), all vs the Cubs...overall hit 6 HR and drove in 14 runs vs Chi in 1991...had a career game on 5/11 @Chi, going 4-5 with 2 doubles, 2 HR, 6 RBI, 3 runs and 12 total bases...notched 500th career hit on 7/28 @StL., an eighth-inning double off Lee Smith...had 2-HR game on 8/8 vs LA...for second time in 1991, homered in 3 straight games (9/13-15), this time vs the Astros...HR on 9/14 was the third of 3 consecutive Reds' HR in the fourth inning (Mariano Duncan, Hal Morris)...led the club with 13 OF assists...was named to NL All-Star Team as a reserve...was ejected twice. **1990:** Hit .270 with 16 HR and 78 RBI for the World Champion Reds...had an 11-game hitting streak (13-44, .295 BA) from 8/21-9/2...also added a pair of 2-HR games and three 4-hit games...hit 5 HR off SF's Don Robinson...the Reds' leading hitter in the NLCS vs Pit...threw out a pair of runners from RF (Bream at 2B and Van Slyke at 3B). **1989:** Hit .276 with 15 HR and 74 RBI...on Opening Day vs LA, went 4-4 with a 3-run HR...on 6/7 vs SF, hit 2 HR and drove in 6 runs...included was his first career grand slam (off Jeff Brantley)...on 7/20 @Mon, fractured his left thumb diving for a ball in the outfield, missing 6 weeks...at the time, ranked third in the NL in RBI, sixth in HR and eighth in hits (118)...returned to club on 9/1...stole 20 bases in 25 attempts. **1988:** Ranked second on the club in RBI (73) and ranked third in HR (16)...homered in 3 consecutive games vs LA...on 6/8 @SD, had first career 5-hit game, the only one on club in 1988...had his first career 2-homer game on 9/30 vs Atl (both off Mahler). **1987:** Started the season with the Reds...one of the club's top pinch-hitters, had 11 hits (5-2B, 2-HR, 13-RBI)...RBI total was second among NL pinch-hitters to Graig Nettles and was the most by a Reds' pinch-hitter since Jerry Lynch (25) in 1961...first 2 ML homers were pinch-hit HR: on 5/9 vs Phi (Kevin Gross) and then 3 days later on 5/12 vs NY (David Cone)...made his professional pitching debut on 6/19 @Atl, pitching 2 innings in a 16-5 loss to the Braves (2H, 3R, 3-run HR to Ozzie Virgil)...had 2 strikeouts (Ken Griffey, Sr. and Jeff Dedmon)...spent 2 weeks in July (7/3-18) with Class AAA Nashville...upon return, started 32 games at all three OF positions and 1B...hit .329 in his final 29 games. **1986:** Sat out most of the season with a torn ligament in his right thumb, suffered making a diving catch. **1985:** At Class AAA Denver, led the American Association in doubles (32), hits (155), games (137) and AB (509)...earned a spot on the American Association All-Star Team...was voted by Class AAA managers one of the top 10 prospects in the league...the Topps Player of the Month for May...made his ML debut on 9/3 @StL and singled on the first pitch from Jeff Lahti...was on the bench for Pete Rose's record-setting 4,192nd hit at Riverfront Stadium. **1984:** Voted the best prospect in the Eastern League by EL managers...finished in the top 5 in doubles (31), game-winning RBI, HR and total bases in leading Vermont to the league championship. **1983:** Spent a majority of the season at Tampa, where he hit .278 in 121 games...hit .279 in 14 games with Vermont. **1981:** Hit .315 for Billings, the ninth-highest BA in the Pioneer League. **PERSONAL:** Was scouted by Gene Bennett...graduated from Brookhaven High School in Columbus, OH...primarily a pitcher in high school, earned All-State honors in baseball and basketball...also played football...father, Chick O'Neill, played minor league baseball...enjoys tennis, golf and music...grew up a Willie Mays fan...lists Pete Rose's 4,192nd hit as one of the most dramatic moments he has witnessed...a Rolling Stones fan...a direct descendant of Mark Twain.

#### CAREER PLAYING RECORD

- \* Led the American League in GIDP (25), 1995.
- \* American League batting champion (.359), 1994.
- \* American League Silver Bat Award, 1994.
- \* Led National League outfielders in fielding percentage (.997), 1992.
- \* Led National League right fielders in fielding percentage, 1990-92.
- \* American Association All-Star Team, 1985.

- \* Led the American Association in doubles (32), hits (155), games (137) and at-bats (509), 1985.
- \* Led American Association outfielders in assists (19) and double plays (8), 1985.

#### O'NEILL CAREER BY PARK

PARK	AVG	AB	H	HR	RBI	PARK	AVG	AB	H	HR	RBI
Bal. (Memorial)	-	-	-	-	-	Chi. (Old)	-	-	-	-	-
Bal. (Camden)	.257	70	18	3	8	Chi. (New)	.362	58	21	4	14
Bos.	.242	62	15	2	9	Cle. (Municipal)	.353	17	6	1	5
Det.	.289	83	24	4	10	Cle. (Jacobs)	.291	55	16	3	15
N.Y.	.340	903	307	37	179	K.C.	.313	83	26	7	16
Tor. (Exhibition)	-	-	-	-	-	Mil.	.247	93	23	4	13
Tor. (SkyDome)	.264	72	19	2	12	Min.	.314	86	27	5	18
<b>EAST</b>	<b>.322</b>	<b>1190</b>	<b>383</b>	<b>48</b>	<b>218</b>	<b>CENTRAL</b>	<b>.304</b>	<b>392</b>	<b>119</b>	<b>24</b>	<b>81</b>
Ana.	.236	72	17	1	8	Tex. (Arlington)	.360	25	9	2	3
Oak.	.282	78	22	4	13	Tex. (Ballpark)	.413	46	19	3	10
Sea.	.304	69	21	0	12	<b>WEST</b>	<b>.303</b>	<b>290</b>	<b>88</b>	<b>10</b>	<b>46</b>

YEAR	CLUB	AVG	G	AB	R	H	2B	3B	HR	RBI	BB	SO	SB
1981	Billings	.315	66	241	37	76	7	2	3	29	21	35	6
1982	Cedar Rapids	.272	116	386	50	105	19	2	8	71	21	79	12
1983	Tampa	.278	121	413	62	115	23	7	8	51	56	70	20
	Waterbury	.279	14	43	6	12	0	0	0	6	6	8	2
1984	Vermont	.265	134	475	70	126	31	5	16	76	52	72	29
1985	Denver	.305	+137	+509	63	+155	+32	3	7	74	28	73	5
	CINCINNATI	.333	5	12	1	4	1	0	0	1	0	2	0
1986	Denver-a	.254	55	193	20	49	9	2	5	27	9	28	1
	CINCINNATI	.000	3	2	0	0	0	0	0	0	1	1	0
1987	Nashville	.297	11	37	12	11	0	0	3	6	5	5	1
	CINCINNATI	.256	84	160	24	41	14	1	7	28	18	29	2
1988	CINCINNATI	.252	145	485	58	122	25	3	16	73	38	65	8
1989	Nashville	.333	4	12	1	4	0	0	0	0	3	1	1
	CINCINNATI-b	.276	117	428	49	118	24	2	15	74	46	64	20
1990	CINCINNATI	.270	145	503	59	136	28	0	16	78	53	103	13
1991	CINCINNATI	.256	152	532	71	136	36	0	28	91	73	107	12
1992	CINCINNATI-c	.246	148	496	59	122	19	1	14	66	77	85	6
1993	YANKEES	.311	141	498	71	155	34	1	20	75	44	69	2
1994	YANKEES	+.359	103	368	68	132	25	1	21	83	72	56	5
1995	YANKEES-d	.300	127	460	82	138	30	4	22	96	71	76	1
1996	YANKEES	.302	150	546	89	165	35	1	19	91	102	76	0
<b>Minor League Totals</b>		<b>.283</b>	<b>658</b>	<b>2309</b>	<b>321</b>	<b>653</b>	<b>121</b>	<b>21</b>	<b>50</b>	<b>340</b>	<b>201</b>	<b>371</b>	<b>77</b>
<b>AL Totals</b>		<b>.315</b>	<b>521</b>	<b>1872</b>	<b>310</b>	<b>590</b>	<b>124</b>	<b>7</b>	<b>82</b>	<b>345</b>	<b>289</b>	<b>277</b>	<b>8</b>
<b>NL Totals</b>		<b>.259</b>	<b>799</b>	<b>2618</b>	<b>321</b>	<b>679</b>	<b>147</b>	<b>7</b>	<b>96</b>	<b>411</b>	<b>306</b>	<b>456</b>	<b>61</b>
<b>Major League Totals</b>		<b>.283</b>	<b>1320</b>	<b>4490</b>	<b>631</b>	<b>1269</b>	<b>271</b>	<b>14</b>	<b>178</b>	<b>756</b>	<b>595</b>	<b>733</b>	<b>69</b>

+ denotes league leader.

Selected by Cincinnati in the fourth round of the June 1981 free-agent draft.

a - On disabled list May 10-July 16, 1986.

b - On disabled list July 21-Sept. 1, 1989; included a rehab assignment at Class AAA Nashville, August 21-September 1.

c - Traded to New York (AL) with Joe DeBerry for Roberto Kelly on November 3, 1992.

d - On disabled list May 7-22, 1995 (sprained right wrist).

#### 1996

#### CAREER

CLUB	AB	H	HR	RBI	.AVG	AB	H	HR	RBI	.AVG
Baltimore	40	11	1	4	.275	125	37	4	13	.296
Boston	41	17	2	10	.415	143	47	7	28	.329
Detroit	45	15	1	12	.333	146	48	6	24	.329
New York	-	-	-	-	----	-	-	-	-	----
Toronto	41	10	0	5	.244	147	40	4	30	.272
<b>vs East</b>	<b>167</b>	<b>53</b>	<b>4</b>	<b>31</b>	<b>.317</b>	<b>561</b>	<b>172</b>	<b>21</b>	<b>95</b>	<b>.307</b>
Chicago	49	14	2	8	.286	122	37	6	21	.303
Cleveland	45	15	1	10	.333	159	51	9	31	.321
Kansas City	45	10	2	6	.222	143	43	7	25	.301
Milwaukee	30	6	1	4	.200	149	44	6	22	.295
Minnesota	47	17	2	6	.362	147	46	8	33	.313
<b>vs Central</b>	<b>216</b>	<b>62</b>	<b>8</b>	<b>34</b>	<b>.287</b>	<b>720</b>	<b>221</b>	<b>36</b>	<b>132</b>	<b>.307</b>
Anaheim	48	15	3	9	.313	161	56	11	38	.348
Oakland	41	14	3	12	.341	173	56	8	34	.324
Seattle	31	6	0	2	.194	129	40	1	29	.310
Texas	43	15	1	3	.349	128	45	5	17	.352
<b>vs West</b>	<b>163</b>	<b>50</b>	<b>7</b>	<b>26</b>	<b>.307</b>	<b>591</b>	<b>197</b>	<b>25</b>	<b>118</b>	<b>.333</b>
Home	252	82	7	41	.325	2211	663	100	399	.300
Road	294	83	12	50	.282	2279	606	78	357	.266
1st Half	306	98	8	52	.320	2421	719	104	424	.297
2nd Half	240	67	11	39	.279	2069	550	74	332	.266
vs RHP	349	118	12	57	.338	3149	957	140	535	.304
vs LHP	197	47	7	34	.239	1341	312	38	221	.233
Pinch-hit	2	0	0	0	.000	105	28	2	28	.267
Des.hitter	9	1	0	0	.111	30	6	1	6	.200

April	85	34	3	14	.400	563	181	22	103	.321
May	91	27	3	17	.297	762	223	31	128	.293
June	112	31	1	18	.277	865	247	42	156	.286
July	85	21	3	10	.247	777	210	27	120	.270
August	106	32	5	18	.302	710	198	31	119	.279
Sept/Oct.	67	20	4	14	.299	813	210	25	130	.258

#### ALL-STAR GAME RECORD

YEAR	CLUB, SITE	AVG	G	AB	R	H	2B	3B	HR	RBI	BB	SO	SB
1991	NL, Toronto	.000	1	2	0	0	0	0	0	0	0	1	0
1994	AL, Pittsburgh	.000	1	1	0	0	0	0	0	0	0	0	0
<b>All-Star Game Totals</b>		<b>.000</b>	<b>2</b>	<b>3</b>	<b>0</b>	<b>0</b>	<b>0</b>	<b>0</b>	<b>0</b>	<b>0</b>	<b>0</b>	<b>1</b>	<b>0</b>

#### DIVISION SERIES RECORD

YEAR	Club/Opponent	AVG	G	AB	R	H	2B	3B	HR	RBI	BB	SO	SB
1995	NY Yankees vs Seattle	.333	5	18	5	6	0	0	3	6	5	5	0
1996	NY Yankees vs Texas	.133	4	15	0	2	0	0	0	0	0	2	0
<b>Division Series Totals</b>		<b>.242</b>	<b>9</b>	<b>33</b>	<b>5</b>	<b>8</b>	<b>0</b>	<b>0</b>	<b>3</b>	<b>6</b>	<b>5</b>	<b>7</b>	<b>0</b>

#### LEAGUE CHAMPIONSHIP SERIES RECORD

YEAR	CLUB, OPP.	AVG	G	AB	R	H	2B	3B	HR	RBI	BB	SO	SB
1990	Cincinnati vs Pittsburgh	.471	5	17	1	8	3	0	1	4	1	1	1
1996	NY Yankees vs Baltimore	.273	4	11	1	3	0	0	1	2	3	2	0
<b>LCS Totals</b>		<b>.393</b>	<b>9</b>	<b>28</b>	<b>2</b>	<b>11</b>	<b>3</b>	<b>0</b>	<b>2</b>	<b>6</b>	<b>4</b>	<b>3</b>	<b>1</b>

#### WORLD SERIES RECORD

YEAR	CLUB, OPP.	AVG	G	AB	R	H	2B	3B	HR	RBI	BB	SO	SB
1990	Cincinnati vs Oakland	.083	4	12	2	1	0	0	0	1	5	2	1
1996	NY Yankees vs Atlanta	.167	5	12	1	2	2	0	0	0	3	2	0
<b>World Series Totals</b>		<b>.125</b>	<b>9</b>	<b>24</b>	<b>3</b>	<b>3</b>	<b>2</b>	<b>0</b>	<b>0</b>	<b>1</b>	<b>8</b>	<b>4</b>	<b>1</b>

#### O'NEILL'S CAREER FIELDING STATISTICS

POSITION	G	PO	A	E	TC	DP	.PCT
Outfield	1215	2345	76	23	2444	8	.990
First Base	24	190	8	2	200	16	.990
Pitcher	1	0	0	0	0	0	.000

#### O'NEILL'S BESTS

##### SEASON

AVG	.359 (1994)
H	165 (1996)
HR	28 (1991)
RBI	91 (1991, 96)
HIT STREAK	14 g (1993, 96)

##### GAME

H	5 (2x), 4/25/94 vs CAL
HR	2 (8x), last on 5/10/94 vs CLE
RBI	8, 8/31/95 vs CAL
RUNS	4, 8/31/95 vs CAL
TB	12, 5/11/91 at CHI

## PETTITTE, ANDREW EUGENE (Andy) LHP

#46

6-5, 235. Born 6/15/72 in Baton Rouge, LA. Opening Day Age: 24. Resides in Deer Park, TX. BL. TL. Married: Laura (1/9/93). Children: Joshua Blake (11/3/94). College: Attended San Jacinto Junior College.

**MAJOR LEAGUE SERVICE:** 1 year, 60 days.

**CONTRACT STATUS:** Signed through the 1997 season.

**1996 SEASON:** Went 21-8 with 3.87 ERA in 34 starts and 1 relief appearance...has won 26 of his last 37 decisions since 8/30/95...at 23 years, 9 months and 24 days he became the youngest pitcher to start on Opening Day since James "Hippo" Vaughn started on 4/14/10 at Hilltop Park vs Bos...the Yankees were 24-10 in his 34 starts, scoring 195 runs (5.7 runs/start)...led all Major-League pitchers with 11 pickoffs...opponents hit .271 (lefties hit .329, righties hit .259)...was 13-3 after a Yankee loss and was 11-1 during the day time...picked up his 4th win, pitching the last 3 innings of a 15-inning Yankee victory on 5/1 @ Bal (3IP, 3H, 2K)...was his 1st relief appearance since 5/13/95, snapping a streak of 32 consecutive starts...the previous night he was knocked out of the game after a season-low 1IP (8H, 8ER)...recorded his 10th win on 6/11 @ Tor, becoming only the 4th Yankee pitcher in the post-expansion era to post 10 wins in his teams' first 60 games (Ford



10-2 in '61, Guidry 10-0 in '78 and John 10-1 in '79)...became the 3rd fastest Yankee pitcher to win 15 games with a win over Tex on 7/24...picked up his 20th win on 9/4, becoming the fastest pitcher in the A.L. to do so in 1996...became the Yankees' first 20-game winner since Ron Guidry in 1985...picked up his league-leading 21st win on 9/13 vs Tor (7.2IP, 7H, 1ER, 1BB, 6K)...was 2-1 with a 4.78 ERA in the post season...received no-decisions in his 1st two starts, both Yankee wins (5-4 in Game 2 of the Division Series vs Tex, 5-4 in Game 1 of the ALCS vs Bal)...started Game 1 of the World Series vs Atl and recorded his 1st career post-season loss in a 12-1 Braves victory (2.1IP, 6H, 7R, 7ER, 1BB, 1K)...redeemed himself by pitching 8.1 shutout innings (3H, 3BB, 4K) in Game 5 @ Atl, picking up the win and giving the Yankees a 3-2 series lead...was named to the *Sporting News* All-Star Team and placed 2nd to Pat Hentgen in the Cy Young Award voting...was honored by the New York Sports Photographers with the "Good Guy" award for 1996 and by the Houston Chapter of the BBWAA as the "Greater Houston Major League Player of the Year" and received special recognition award for RBI program. **1995:** Finished third in the American League Rookie of the Year voting after going 12-9, 4.17 with 3 CG in 26 starts and 5 relief appearances...his 16 points in the voting trailed only Minnesota's Marty Cordova (105) and California's Garret Anderson (99)...in September went 5-1, 3.38 in 6 starts as the Yankees battled for the American League wild card playoff spot...became only the fifth Yankee rookie starter ever to win 5 games after September 1 (Russ Ford, 7-0 in 1910; Ernie Bonham, 6-1 in 1940; Mel Stottlemyre, 5-2 in 1964; Bob Wickman, 5-1 in 1992)...began the season with the Yankees and went 0-0, 5.14 in his 5 relief appearances...was optioned to Class AAA Columbus on 5/16, when Mariano Rivera was recalled...was recalled on 5/27 and started that afternoon to begin his stint in the starting rotation...made his last 24 appearances as a starter, going 12-9 with a 4.13 ERA...made his Major League debut in relief on 4/29 @KC...on 5/27 @Oak, suffered the 3-0 loss in his first Major League start...Velarde's 2-out throwing error in the second inning led to a pair of unearned runs...Ontiveros threw a 1-hitter for the A's...on 6/2 vs Cal, in his second start, threw his first career complete game in the 3-2 loss...on 6/7 vs Oak, earned the 6-1 victory...was his first Major League victory in his third Major League start and eighth Major League appearance...on 6/17 @Cle, suffered the 7-4 loss after allowing a 2-run HR to Ramirez and a pair of solo HR to Perry...was his first career 3-HR game...allowed back-to-back HR by Ramirez and Perry...on 6/26 vs Det, threw 7 shutout innings in the 7-3 victory...in the third inning of the 7-2 loss on 7/2 @Mil, was hit on the right wrist by Listach's line drive but did not leave the game...on 7/7 @Tex as the pitcher of record when Tewksbury threw a 10-0 shutout...on 7/12 vs KC, earned the 9-1 win but lost the shutout in the ninth inning...was bidding to become the first Yankee rookie since Scott Nielsen in 1986 to throw a shutout...on 7/27 @KC, earned the 1-0 Yankee victory (7.1 IP, 4H, 0R, 5BB, 5K)...combined with Wickman and Wetteland on New York's second shutout of the season...in 4 starts from 8/1-8/16, left 3 games with leads and 1 with the score tied...received no decisions in all 4 starts...on 8/21 @Oak, suffered the 13-4 loss in the shortest start of his career (0.2 IP, 8H, 6R, 6ER, 2K, 2WP)...A's scored 6 first-inning runs on 8 hits, 2 errors and 3 wild pitches...Yankees in the game had 4 errors, 4 wild pitches and 4 unearned runs, all season highs...on 8/30 vs Cal, threw a 5-hitter in the 4-1 victory...didn't allow a baserunner until Salmon doubled with 1 out in the fifth inning...retired the first 13 batters and 20 of his first 21...had 8 strikeouts, tying his career high...faced 32 batters and threw first-pitch strikes to 21 of them...on 9/9 vs Bos, earned the 9-1 victory and came within 1 out of becoming the first LH pitcher to throw a complete game against the Sox in 1995...retired 16 of 17 batters (1BB) between Naehring's leadoff single in the fourth inning and Naehring's 2-out single in the ninth...on 9/14 @Bal, allowed his first HR to a LH batter this season when Palmeiro hit a 2-run shot in the ninth inning...in the 8-3 loss vs Det on 9/24, left the game in the eighth inning with a 3-1 lead and the bases loaded...Fryman's 2-run single on Wickman's first pitch tied the score...Tigers scored 7 runs in the eighth. **1994:** Was named the organization's Minor League Pitcher of the Year after going 14-4 with a 2.86 ERA and 3 CG in 27 starts at Class AAA Columbus and Class AA Albany...tied with Mark Cumberland for the organization lead in victories...also ranked among organizational leaders in ERA (2nd), IP (3rd, 169.2) and strikeouts (9th, 111)...opponents hit .250, including .220 with 5 HR at Albany and .272 with 3 HR at Columbus...began the season at Albany and went 7-2, 2.71 in 11 starts before he was promoted on 6/10...was named the organization's Pitcher of the Month for May after going 4-1, 3.66 in 6 starts...was named the Eastern League's Pitcher of the Week from 5/30-6/5...suffered the 10-2 loss to Ottawa on 6/10 in his Class AAA debut...went 7-0, 2.50 in his last 13 starts for the Clippers...did not allow a home run in his last 73 IP there...Columbus went 10-6 in his starts...International League opponents stole just 5 bases in 13 attempts, fourth-best caught-stealing percentage in the league (.615)...walked an average of 1.96 batters per nine innings, fifth-best ratio in the league...was added to the 40-man roster on 11/18/94. **1993:** Went 12-9 with a 3.06 ERA, 2 CG and 1 SHO in 26 starts at Class A Prince William and 1 start at Class AA Albany...ranked among organiza-

tional leaders with 27 starts (T1st), 3.06 ERA (3rd), 12 wins (T4th) and 135 strikeouts (5th)...at Prince William, pitched a 2-hitter in a 2-0 victory vs Kinston on 7/29...led the Cannons with 129 strikeouts...Carolina League opponents hit .248 and swiped 13 bases in 22 attempts. **1992:** At Class A Greensboro, led the Yankees organization and ranked second in the South Atlantic League with a 2.20 ERA...led league pitchers with 45 assists...also ranked among organizational leaders with a .714 winning percentage (2nd), 168 IP (3rd) and 27 starts (T3rd)...opponents hit .232...threw a 3-hitter in a 4-0 victory vs Gastonia on 5/2...allowed 1 hit in an 8-inning outing vs Charleston (WV) on 6/13. **1991:** In his first professional season went 6-3 with a 1.55 ERA and 1 CG in 12 starts at Tampa and Oneonta...led organization short-season pitchers in ERA. **PERSONAL:** Was selected by the Yankees in the 22nd round of the June 1990 free-agent draft but chose to attend San Jacinto (TX) Junior College...eventually was signed by Joe Robison as a free agent on 5/25/91...graduated from Deer Park (TX) High School...last name in pronounced "PET-it".

### CAREER PLAYING RECORD

- \* Led the American League in victories (21), 1996.
- \* Led the Major Leagues in pickoffs (11), 1996.
- \* Led American League rookies in victories (12), 1995.
- \* Led American League in pickoffs (12), 1995.
- \* Named Eastern League Pitcher of the Week, May 30-June 5, 1994.
- \* Led South Atlantic League pitchers in assists (45), 1992.
- \* Major League home runs allowed (38): 1996 (23).

YEAR	CLUB	W-L	ERA	G	GS	CG	Sho	SV	IP	H	R	ER	BB	SO
1991	Tampa	4-1	0.98	6	6	0	0	0	36.2	16	6	4	8	51
	Oneonta	2-2	2.18	6	6	1	0	0	33.0	33	18	8	16	32
1992	Greensboro	10-4	2.20	27	27	2	1	0	168.0	141	53	41	55	130
1993	Prince William	11-9	3.04	26	26	2	1	0	159.2	146	68	54	47	129
	Albany	1-0	3.60	1	1	0	0	0	5.0	5	4	2	2	6
1994	Albany	7-2	2.71	11	11	0	0	0	73.0	60	32	22	18	50
	Columbus	7-2	2.98	16	16	3	0	0	96.2	101	40	32	21	61
1995	YANKEES	12-9	4.17	31	26	3	0	0	175.0	183	86	81	63	114
	Columbus	0-0	0.00	2	2	0	0	0	11.2	7	0	0	0	8
1996	YANKEES	21-8	3.87	35	34	2	0	0	221.0	229	105	95	72	162
<b>Minor League Totals</b>		<b>42-20</b>	<b>2.51</b>	<b>95</b>	<b>95</b>	<b>8</b>	<b>2</b>	<b>0</b>	<b>583.2</b>	<b>509</b>	<b>221</b>	<b>163</b>	<b>167</b>	<b>467</b>
<b>Major League Totals</b>		<b>33-17</b>	<b>4.00</b>	<b>66</b>	<b>60</b>	<b>5</b>	<b>0</b>	<b>0</b>	<b>396.0</b>	<b>412</b>	<b>191</b>	<b>176</b>	<b>135</b>	<b>276</b>

Signed by New York (AL) as a free agent on May 25, 1991.

### 1996

### CAREER

CLUB	W-L	ERA	IP	ER	SHO	SV	W-L	ERA	IP	ER	SHO	SV
Baltimore	3-0	3.77	26.1	11	0	0	5-0	3.54	40.2	16	0	0
Boston	0-0	0.00	10.0	0	0	0	1-0	1.61	28.0	5	0	0
Detroit	0-1	9.80	4.2	5	0	0	1-3	4.91	29.1	16	0	0
New York	-	-	-	-	-	-	-	-	-	-	-	-
Toronto	3-1	2.97	30.1	10	0	0	5-1	3.04	47.1	16	0	0
<b>vs East</b>	<b>6-2</b>	<b>3.28</b>	<b>71.1</b>	<b>26</b>	<b>0</b>	<b>0</b>	<b>12-4</b>	<b>3.28</b>	<b>145.1</b>	<b>53</b>	<b>0</b>	<b>0</b>
Chicago	2-1	2.66	17.0	5	0	0	2-1	2.25	24.0	6	0	0
Cleveland	2-1	3.74	19.1	8	0	0	2-2	4.83	31.2	17	0	0
Kansas City	2-0	2.70	13.1	4	0	0	4-0	2.05	30.2	7	0	0
Milwaukee	1-1	4.52	14.0	7	0	0	1-2	5.53	26.0	16	0	0
Minnesota	0-1	3.10	11.2	4	0	0	0-1	3.10	11.2	4	0	0
<b>vs Central</b>	<b>7-4</b>	<b>3.35</b>	<b>75.1</b>	<b>28</b>	<b>0</b>	<b>0</b>	<b>9-6</b>	<b>3.63</b>	<b>124.0</b>	<b>50</b>	<b>0</b>	<b>0</b>
Anaheim	3-0	4.03	22.1	10	0	0	4-1	3.12	40.1	14	0	0
Oakland	2-1	4.45	26.1	13	0	0	3-3	4.81	39.1	21	0	0
Seattle	1-0	4.00	9.0	4	0	0	2-1	5.95	19.2	13	0	0
Texas	2-1	7.57	16.2	14	0	0	3-2	8.23	27.1	25	0	0
<b>vs West</b>	<b>8-2</b>	<b>4.96</b>	<b>74.1</b>	<b>41</b>	<b>0</b>	<b>0</b>	<b>12-7</b>	<b>5.19</b>	<b>126.2</b>	<b>73</b>	<b>0</b>	<b>0</b>
Home	10-4	3.22	120.1	43	0	0	18-6	2.94	220.1	72	0	0
Road	11-4	4.65	100.2	52	0	0	15-11	5.33	175.2	104	0	0
1st Half	13-4	3.81	115.2	49	0	0	16-10	4.15	175.2	81	0	0
2nd Half	8-4	3.93	105.1	46	0	0	17-7	3.88	220.1	95	0	0
Start	20-8	3.92	218.0	95	0	0	32-17	4.01	386.0	172	0	0
Relief	1-0	0.00	3.0	0	0	0	1-0	3.60	10.0	4	0	0
April	3-1	5.00	36.0	20	0	0	3-1	5.26	37.2	22	0	0
May	4-2	3.93	34.1	15	0	0	4-3	3.60	45.0	18	0	0
June	5-1	3.05	38.1	13	0	0	8-4	3.26	77.1	28	0	0
July	3-2	6.07	29.2	20	0	0	6-4	4.96	69.0	38	0	0
August	4-1	3.59	42.2	17	0	0	5-3	4.78	79.0	42	0	0
Sept/Oct.	2-1	2.25	40.0	10	0	0	7-2	2.86	88.0	28	0	0

**PETTITTE CAREER BY PARK**

PARK	G	W-L-S	ERA	IP	ER	SO	PARK	G	W-L-S	ERA	IP	ER	SO
Bal. (Mem)	-	-	-	-	-	-	Chi. (Old)	-	-	-	-	-	-
Bal. (Camden)	5	4-0-0	4.97	25.1	14	12	Chi. (New)	2	1-1-0	3.27	11.0	4	10
Bos.	3	0-0-0	3.18	11.1	4	8	Cle. (Mun)	-	-	-	-	-	-
Det.	2	0-1-0	5.91	10.2	7	13	Cle. (Jcb)	2	1-1-0	5.25	12.0	7	4
N.Y.	31	18-6-0	2.94	220.1	72	147	K.C.	4	2-0-0	1.69	16.0	3	17
Tor. (Exhib)	-	-	-	-	-	-	Mil.	2	0-2-0	7.62	13.0	11	6
Tor. (Dome)	4	3-0-0	2.96	24.1	8	17	Min.	2	0-1-0	4.63	11.2	4	6
<b>EAST</b>	<b>45</b>	<b>25-7-0</b>	<b>3.24</b>	<b>292.0</b>	<b>105</b>	<b>197</b>	<b>CENTRAL</b>	<b>12</b>	<b>4-5-0</b>	<b>4.10</b>	<b>63.2</b>	<b>29</b>	<b>43</b>
Ana.	2	2-0-0	3.60	15.0	6	13	Tex. (Arl)	-	-	-	-	-	-
Oak.	4	2-2-0	6.38	18.1	13	17	Tex. (Prk)	2	0-2-0	28.69	5.1	17	5
Sea.	1	0-1-0	20.30	2.2	6	1	<b>WEST</b>	<b>9</b>	<b>4-5-0</b>	<b>9.15</b>	<b>41.1</b>	<b>42</b>	<b>36</b>

**DIVISION SERIES RECORD**

YEAR	Club/Opponent	W-L	ERA	G	GS	CG	Sho	SV	IP	H	R	ER	BB	SO
1995	NY Yankees vs Seattle	0-0	5.14	1	1	0	0	0	7.0	9	4	4	3	0
1996	NY Yankees vs Texas	0-0	5.68	1	1	0	0	0	6.1	4	4	4	6	3
<b>Division Series Totals</b>		<b>0-0</b>	<b>5.40</b>	<b>2</b>	<b>2</b>	<b>0</b>	<b>0</b>	<b>0</b>	<b>13.1</b>	<b>13</b>	<b>8</b>	<b>8</b>	<b>9</b>	<b>3</b>

**LEAGUE CHAMPIONSHIP SERIES RECORD**

YEAR	Club/Opponent	W-L	ERA	G	GS	CG	Sho	SV	IP	H	R	ER	BB	SO
1996	NY Yankees vs Baltimore	1-0	3.60	2	2	0	0	0	15.0	10	6	6	5	7

**WORLD SERIES RECORD**

YEAR	Club/Opponent	W-L	ERA	G	GS	CG	Sho	SV	IP	H	R	ER	BB	SO
1996	NY Yankees vs Atlanta	1-1	5.91	2	2	0	0	0	10.2	11	7	7	4	5

**PETTITTE'S CAREER FIELDING NUMBERS**

POSITION	G	PO	A	E	TC	DP	.PCT
Pitcher	66	11	66	4	81	2	.951

**PETTITTE'S BESTS**

SEASON	GAME
WINS ..... 21 (1996)	LOW-HIT CG ..... 3, 8/19/96 vs SEA
ERA ..... 3.87 (1996)	IP (starter, RS) . 9.0(5x), last 8/19/96 v SEA
IP ..... 221.0 (1996)	IP (starter, PS) ..... 8.1, 10/24/96 at ATL
SO ..... 162 (1996)	IP (relief) ..... 3.1, 5/13/95 at BOS
WIN STREAK 5gms(1995, 96)	SO ..... 11, 8/4/96 at KC
	BB ..... 6, 8/1/95 v Mil

**POSADA, JORGE R., Jr. (Jorge)**

**#20**

**C**

6-2, 205. Born 8/17/71 in Santurce, Puerto Rico. Opening Day Age: 25. Resides in Rio Piedras, Puerto Rico. BS. TR. College: Calhoun Community College.



**MAJOR LEAGUE SERVICE:** 85 days.

**CONTRACT STATUS:** Signed through the 1997 season.

**1996 SEASON:** Hit .071 in 14 games during 4 tours with the Yankees this season (4/3-5/11, 5/22-24, 6/29-7/6 and 9/2-end)...was recalled on 9/2 after the M.L. rosters were expanded and finished September appearing in 5 games going 1-for-12 with 1 run...in Triple-A Columbus he caught a team-high 94 games...led the International League with 79 walks...was IL Player of the Week, 5/6-12...for the 2nd straight season was named to the IL All-Star Team. **1995:** Spent the season at Class AAA Columbus and was named to the International League All-Star Team after hitting .255 with 8 HR and 51 RBI in 108 games...was promoted on 8/31 and placed on the Yankees' post-season roster...appeared in 1 game for the Yankees...made his Major League debut on 9/4 vs Sea, caught the ninth inning...when promoted ranked third in the IL with 32 doubles...was the IL Player of the Week from 8/13-8/19 (.391, 1 HR, 10 RBI)...hit .274 vs LHP and .246 vs RHP...on 5/1 @Ottawa homered from each side of the plate (LHP Dennis Gray, RHP Tim Crabtree)...had 5 walks on 6/4 vs Norfolk...at Columbus, established career highs in doubles (32) and strikeouts (101)...made 93 starts at C...made 4 errors in 93 games at C...grounded into 14 double plays...did a stint on the Clippers' disabled list with a sore back. **1994:** In his first season at Class AAA hit .240 with 11 HR and 48 RBI in 92 games at Columbus before he suffered a season-ending injury on 7/25 vs Norfolk...was catching when he was involved in a collision at home plate with Pat Howell and suffered a fractured left fibula and a dislocated left ankle...hit .429 in 4 games prior to the injury and had 16

hits in his last 50 AB...hit .188 with 5 HR vs LHP and .277 with 6 HR vs RHP...stole 5 bases in 10 attempts...tied for the International League lead in errors by a catcher (11)...caught in 79 games...IL baserunners stole 65 bases in 83 attempts...in his career has played 245 games at C, 64 at 2B and 6 at 3B...was added to the 40-man roster on 11/18/94. **1993:** Combined to hit .260 in 118 games at Class A Prince William and 7 games at Class AA Albany...at Prince William was named to the Carolina League All-Star Team after hitting .259 with 17 HR, 61 RBI and 17 stolen bases in 22 attempts...tied for the league lead in intentional walks (4)...ranked second on the team in HR and RBI behind Tate Seefried (21 HR, 89 RBI)...on 7/16 hit a grand slam off Lynchburg's Joel Bennett...committed 15 errors in 107 games at catcher and 1 at 3B...led the league in passed balls (38)...played for Ponce in the Puerto Rican Winter League (.234, 6HR, 25RBI)...was a non-roster invitee to 1994 spring training. **1992:** Hit .277 with 12 HR and 58 RBI in 101 games at Class A Greensboro...had a 15-game hitting streak from 4/25-5/25...played 41 games at C and 5 at 3B. **1991:** Led New York-Penn League second basemen in double plays turned (42)...played 64 games at 2B and 11 at C. **PERSONAL:** Was signed by Leon Wurth...played in the Puerto Rican Winter League in 1991, '92 and '93...uncle, Leo Posada, is a minor league hitting instructor for the Dodgers...father, Jorge Sr., is a scout for the Rockies...was a baseball all-star in 1988-89 at Colegio Alejandro High School...also participated in basketball, volleyball and track...in 1991 received an associate's degree from Calhoun Community College in Decatur, AL...at Calhoun was voted best hitter in 1990 and in 1991 was a co-captain and all-conference selection...also was voted Best Glove at Calhoun that season...first name pronounced HOR-hay.

#### CAREER PLAYING RECORD:

- \* International League Player of the Week, August 13-19, 1995.
- \* Led International League catchers in fielding percentage (.993), 1995.
- \* Led International League catchers in passed balls (14), 1995.
- \* Tied for the International League lead in games (93) and double plays (7), catcher, 1995.
- \* Tied for the International League lead in errors by a catcher (11), 1994.
- \* Named to Carolina League All-Star Team, 1993.
- \* Tied for the Carolina League lead in intentional walks (4), 1993.
- \* Led the Carolina League in passed balls (38), 1993.
- \* Led New York-Penn League second basemen in double plays turned (42), 1991.

YEAR	CLUB	AVG	G	AB	R	H	2B	3B	HR	RBI	BB	SO	SB
1991	Oneonta	.235	71	217	34	51	5	5	4	33	51	51	6
1992	Greensboro	.277	101	339	59	94	22	4	12	58	58	87	11
1993	Prince William	.259	118	410	71	106	27	2	17	61	67	90	17
	Albany	.280	7	25	3	7	0	0	0	0	2	7	0
1994	Columbus	.240	92	313	46	75	13	3	11	48	32	81	5
1995	Columbus	.255	108	368	60	94	32	5	8	51	54	101	4
	YANKEES	.000	1	0	0	0	0	0	0	0	0	0	0
1996	Columbus	.271	106	354	76	96	22	6	11	62	79	86	3
	YANKEES	.071	8	14	1	1	0	0	0	0	1	6	0
<b>Minor League Totals</b>		<b>.258</b>	<b>603</b>	<b>2026</b>	<b>349</b>	<b>523</b>	<b>121</b>	<b>25</b>	<b>63</b>	<b>313</b>	<b>343</b>	<b>503</b>	<b>46</b>
<b>Major League Totals</b>		<b>.071</b>	<b>9</b>	<b>14</b>	<b>1</b>	<b>1</b>	<b>0</b>	<b>0</b>	<b>0</b>	<b>0</b>	<b>1</b>	<b>6</b>	<b>0</b>

Signed by New York (AL) as a free agent on May 24, 1991.

#### DIVISION SERIES RECORD

YEAR	Club/Opponent	AVG	G	AB	R	H	2B	3B	HR	RBI	BB	SO	SB
1995	Yankees vs Sea	.000	1	0	1	0	0	0	0	0	0	0	0

#### POSADA'S CAREER FIELDING NUMBERS

POSITION	G	PO	A	E	TC	DP	PB	.PCT
Catcher	5	18	2	0	20	0	0	1.000


## RAINES, TIMOTHY (Tim) OF

#31

5-8, 186. Born 9/16/59 in Sanford, FL. Opening Day Age: 37. Resides in Heathrow, FL. BS. TR. Married: Virginia. Children: Tim, Jr. (12/31/79), Andre Darrel (7/10/83).

**MAJOR LEAGUE SERVICE:** 16 years, 22 days.

**CONTRACT STATUS:** Signed a 2-year contract on January 23, 1996. Contract extends through the 1997 season.



**1996 SEASON:** Hit .284 with 9 HR and 33 RBI in his 1st season with the Yankees...had 18 multi-hit games, including four 3-hit games...played in 59 games, started 48 games (46 in LF, 2 at DH)...was sidelined for most of the season with a strained right hamstring (on DL from 5/22-8/11) and started the year on the DL with a chip fracture of the left thumb he received while sliding into 2nd base vs St. L on 3/18 during Spring Training (was reinstated on 4/16)...had two 2-HR games this season, 9/16 @ Tor and 9/21 vs Bos...tied Fielder for team-best 7 HR in September...hit his 150th career HR on 9/16 @ Tor, recorded a season-high 6 RBI and became the 25th player this century to celebrate his birthday with a 2-HR performance...recorded the 2300th hit of his career on 4/22 @ KC...with his 10 stolen stolen bases of '96 he now needs 13 more to become the 4th player in M.L. history to reach the 800 SB plateau (also Rickey Henderson, Lou Brock and Ty Cobb)...he also needs 19 doubles to reach the 400 mark...hit .244 with 7 runs scored in the post season...scored game-winning runs in Games 3 and 4 of the Division Series vs Tex...scored in the 1st innings of Games 1 and 2 of the ALCS vs Bal...scored the game-winning run in Game 4 of the World Series in the top of the 10th inning @ Atl when Boggs walked with the bases loaded. **1995:** Broke an AL record when he stole his 37th consecutive base @ NYY, 7/18...streak reached 40 before he was caught by Toronto's Randy Knorr in 3rd inning, 9/2...ranks 4th on baseball's all-time stolen base list with 777...homered in 3 consecutive games for the first time in his career, 5/21-5/26. 12 HR was the 3rd-highest total of his 15 year career...67 RBI was his highest total since 1987 (68)...walked 72 times and struck out 52 times, 13th consecutive season he has recorded more walks than strikeouts...was hitting .300 at the All-Star Break, and BA did not fall below .290 until 7/13...had his 8th leadoff HR since joining the CWS in 1991 on 6/17 @ California...scored 2 runs in a game 16 times this season...season-high 4 hit game @ Min, 6/26...had a 7 game hit streak, 8/11-8/18...hit .297 at Comiskey Park and .405 when hitting 3rd in the order...hit .354 and drove in 18 runs in August...BA in August was his highest monthly average since his .386 mark in 9/92...tied a career high for HR in a month when he hit 5 in May...played in his 2,000th game on 8/1 v. KC, and scored his 750th run on 7/22 v. Mil...ranks 2nd among active players with 109 triples (B. Butler, 127). **1994:** Reached base in all 7 plate appearances (3 H, 4 BB) @ Mil, 4/20, to tie the AL record for extra-inning games with Detroit's Cesar Gutierrez (7 H, @ Cle, 6/21/70)...went 3-4 with a career-high 3 HR, 4 RBI and 5 R @ Bos, 4/18...3 HR and 5 R tied for tops in the AL this season, his 13 total bases were second most...second time he scored 5 R in a game (8/13/87 v. Pit)...scored 49% of the time he reached base, 5th best in AL...ranked 2nd on the team with 80 runs scored, T3rd with 61 walks and 5th with 52 RBI...hit .337 with runners in scoring position and .306 in day games...collected his 750th career RBI v. Cle, 7/14...was 35-119 with 8 doubles, 1 triple, 2 HR, 24 RBI and 27 runs scored over the final 28 games of the season...batted second in his last 45 starts, Sox were 29-16 when he batted second in the order and 27-21 when leading off...homered, scored twice and had 4 RBI for the second time during the season @ Cle, 7/22...drove in the winning run v. Oak, 6/13, 5th inning single was his 2,100th hit of his career...led off game with a HR @ Bos, 4/18, the 7th time he accomplished that since he joined the Sox in 1991...stole 13 bases in 13 attempts this season...last time he was caught stealing was v. Mil, 7/22/93 (29 consecutive SB)...34-52 RBI came on the road. Career-long 229-game errorless streak ended @ Mil, 4/20. **1993:** Became 2nd player in club history to homer from both sides of the plate (@ NYY, 8/31)...was successful in his last 17 stolen base attempts...moved into fourth on the all-time stolen base list with his 744th @ NYY, 8/31...had 40 hits in his last 115 AB and stole 11 bases in the last 30 games...hit .300 for the first time since 1987...16 HR was the second highest total of his career...hit his 5th leadoff HR of the season @ Min, 8/21...recorded 2,000th hit of his career v. KC, 8/12, with his 4th leadoff HR of the season...scored his 1,200 run v. Min, 8/29...was placed on the DL, 4/9, after rupturing the ulnar collateral ligament in his right thumb while stealing second base in the first inning of the home opener; was reinstated from the 15-day DL on 5/22...drew his 1,000 career walk @ Cal, 9/22...batted .348 v. LHP and .320 on the road (both 4th best in AL). **1992:** Ranked 6th in AL with 102 runs scored (6th career 100+ runs scored season)...his .294 BA was 26 points higher than the previous season...hit .361 with runners in scoring position (3rd best in M.L.)...led AL regular LF with 2.61 range factor...seventh in AL with 45 stolen bases...first Sox player to steal 40 bases in consecutive seasons since Luis Aparicio, 1959-61 (Raines stole 51 in 1991)...he and Lance Johnson were the fourth Sox duo to steal 40 bases in a single season...hit .346 with 54 runs, 31 RBI and 19 stolen bases after the All-Star Break...hit game-winning HR on back-to-back nights v. Detroit, 9/8-9/9...was not thrown out by a catcher after 6/9 v. Detroit (25 steals, 1 caught stealing by pickoff)...hit second in the order last 52 games (BA was .357 over that period), raised his BA 20 points in July...first time he had been second in the order since 8/24/88. Reached base safely in 122-144 games. **1991:** Was obtained from Montreal with pitcher Jeff Carter and a player to be named later (Mario Brito) for OF Ivan Calderon and pitcher Barry Jones, 12/24/90...stole over 50 bases for the 8th time in his career (51); over

40 bases 10-11 seasons...collected 600th career RBI with a double @ Min, 9/25... collected 100th HR @ Det, 8/13/G2...team-high 13-game hitting streak was snapped by Brett Saberhagen's no-hitter @ KC, 8/26 (.396 BA during the streak)...recorded 29 two-hit games, 9 three-hit games and 4 four-hit games...hit .331 with 12 steals in August...had 12-game hitting streak, 5/20-6/1...posted 7 multi-steal games. **1990:** Hit .287 with 65 runs scored, 9 HR, 62 RBI and 49 stolen bases...hit .289 hitting RH and .285 hitting LH...was 10th in NL with .379 on base percentage...became leadoff hitter, 9/10, after batting third most of the season...recorded 600th career stolen base v. San Diego, 5/23, becoming the 2nd youngest to reach that mark (R. Henderson)... placed on DL, 6/25, due to a sprained right ankle, reactivated 7/12...became Montreal's all-time hit leader (1,576) v. Pit, 9/6, passing Andre Dawson...collected career-high 5 RBI and 5th grand slam v. St. Louis, 10/1. **1989:** Led the club in BA (.286), steals (41), walks (93) and T1st in runs (76)...hit .286 from both sides of the plate...ranked T3rd in NL in runs scored and 4th in stolen bases...committed only one error in 261 outfield chances (.996)...he broke his own club record (.993) set in 1985... named NL Player of the Week on 4/30 after he hit .438 with 10 RBI...stole 4 bases in a game for the fourth time in his career @ Pitt, 9/25. **1988:** Experienced tendinitis in his right shoulder in spring training and hamstring problems forced him to the DL, 6/24-7/9...jammed his left shoulder on a diving catch attempt @ Cin, 7/22, which ended his season on 9/3...underwent arthroscopic surgery to repair a cartilage tear near the left shoulder, 9/12...became the first player in team history to homer from both sides of the plate in the same game (v. Cin, 7/16); was the 2nd 2-HR game of his career... hit career-high 3 doubles v. Mets, 6/10. **1987:** Sat out spring training and the month of April as an unsigned free agent before agreeing to terms on 5/1...returned to the lineup, 5/2, on national television @ Mets; went 3-4 and hit the game-winning grand slam off Jesse Orosco in the top of the 10th inning...despite missing 21 games in April, he led the M.L. in runs with 123, 3rd in BA (.330) and on base percentage (.429), 4th in steals (50), 9th in slugging (.526), 10th in hits (175), 5th in walks (90) and T8th with 8 triples...hit career-high 18 HR and set a club record with 26 IBB...hit for the cycle v. Pit, 8/16...played in his 7th straight All-Star Game; was voted MVP of the game after a 3-3 performance and a game-winning 2-run triple in the 13th inning...donated his MVP Chevrolet Astrovan to the Ste-Justine Children's Hospital in Montreal...named to the post-season All-Star Team by Baseball America. **1986:** .334 BA was tops in NL...became first player since Willie Mayes to capture a batting title and stolen base title (1981-84)...stole 70 bases and earned Montreal's Player of the Year Honors for the 3rd time...won his first Silver Slugger Award from Louisville Slugger...had a career-high 194 hits and a career-high 17-game hitting streak (4/24-5/13)...recorded career hit 1,000 off the Met's Bobby Ojeda, 9/8...appeared in 6th straight All-Star Game in Houston. **1985:** Played in career-high 160 games and ranked 2nd in the NL with .320 BA, 115 runs scored and 70 stolen bases...named Expos' Player of the Year for the second time...walked and scored a run in the All-Star Game in Minnesota. **1984:** Led NL in stolen bases for the 4th consecutive year with 75...moved to CF as Andre Dawson shifted to RF...hit .309 with 622 AB and career-high 38 doubles...appeared in the All-Star Game in San Francisco. **1983:** Shared Montreal Player of the Year Honors with Andre Dawson and stole a career-high 90 bases...his 133 runs scored were the most in NL since the Cub's Billy Williams scored 147 in 1970...became the 5th player in M.L. history to steal 70 bases and drive in 70 runs, 1st since Ty Cobb in 1915...batted .298 with 32 doubles, 11 HR and 71 RBI. Led NL OF with 21 assists... was starting LF in the All-Star Game at Comiskey Park. **1982:** Hit .277 with a league-leading 78 steals over a career-high 647 AB...made his 2nd All-Star Game appearance at home in Olympic Stadium. **1981:** Set a rookie record and led the NL with 71 steals despite playing just 88 games due to the players' strike and a September injury (Vince Coleman stole 110, 1985)...named Rookie of the Year by the Sporting News and was runner-up to Fernando Valenzuela in the BBWAA voting...hit his 1st M.L. HR v. LA, 5/1...had .304 BA and played in his first All-Star Game @ Cleveland...batted .238 in 5 NLCS games v. LA with 2 doubles and an RBI. **1980:** Selected Minor League Player of the Year by Topps and The Sporting News for his play at Class AAA Denver... led the American Association with .354 BA and set a league record with 77 steals in 108 games...was the American association's Rookie of the Year and finished third in league MVP voting to teammates Randy Bass and Tim Wallach...was brought up to Montreal in Sept., where he played 15 games; got his first M.L. hit and stole 5 bases. **1979:** Named to Southern League's All-Star Team as a second baseman for Class AA Memphis...played in all 145 games, stole 59 bases, hit .290 with a league-leading 522 AB...was brought up to Montreal in Sept., where he made his M.L. debut appearing in 6 games. **1978:** Hit .287 with 57 steals at Class A West Palm Beach of the Florida State League. **1976:** In his first season of professional baseball he hit .280 with 29 steals in 49 games for the Rookie League team in Sarasota. **PERSONAL:** Selected in the 5th round by Montreal of the 1977 June free-agent draft...met his wife Virginia Hilton at Seminole H.S. (FL), where he was a baseball and football star and she was a member of the track team.

**CAREER PLAYING RECORD**

- \* Major League All-Star selection, 1981-87
- \* Led the National League in SB, 1981-84
- \* Led the National League in runs, 1983, '87
- \* Led the National League in BA, 1986
- \* Led the Southern League in games (145), at-bats (522), runs (104), 1979
- \* Led the American Association in BA (.354), SB (77), tied for lead in 3B (11), 1980

YEAR	CLUB	AVG	G	AB	R	H	2B	3B	HR	RBI	BB	SO	SB
1977	Sarasota	.280	49	161	28	45	6	3	0	21	27	16	29
1978	W.Palm Beach-a	.287	100	359	67	103	10	0	0	23	64	44	57
1979	Memphis	.290	+145	+522	+104	160	25	10	5	50	90	51	59
	MONTREAL	.000	6	0	3	0	0	0	0	0	0	0	2
1980	Denver	+.354	108	429	105	152	23	#11	6	64	61	42	+77
	MONTREAL	.050	15	20	5	1	0	0	0	0	6	3	5
1981	MONTREAL	.304	88	313	61	95	13	7	5	37	45	31	+71
1982	MONTREAL	.277	156	647	90	179	32	8	4	43	75	83	+78
1983	MONTREAL	.298	156	615	+133	183	32	8	11	71	97	70	+90
1984	MONTREAL	.309	160	622	106	192	#38	9	8	60	87	69	+75
1985	MONTREAL	.320	150	575	115	184	30	13	11	41	81	60	70
1986	MONTREAL	+.334	151	580	91	194	35	10	9	62	78	60	70
1987	MONTREAL-b	.330	139	530	+123	175	34	8	18	68	90	52	50
1988	MONTREAL-c	.270	109	429	66	116	19	7	12	48	53	44	33
1989	MONTREAL	.286	145	517	76	148	29	6	9	60	93	48	41
1990	MONTREAL-d, e	.287	130	457	65	131	11	5	9	62	70	43	49
1991	WHITE SOX	.268	155	609	102	163	20	6	5	50	83	68	51
1992	WHITE SOX	.294	144	551	102	162	22	9	7	54	81	48	45
1993	WHITE SOX-f, g	.306	115	415	75	127	16	4	16	54	64	35	21
	Nashville	.455	3	11	3	5	1	0	0	2	2	0	2
1994	WHITE SOX	.266	101	384	80	102	15	5	10	52	61	43	13
1995	WHITE SOX-h	.285	133	502	81	143	25	4	12	67	70	52	13
1996	Tampa (GCL)	.600	1	5	2	3	2	0	0	3	1	0	0
	Tampa (FSL)	.361	9	36	9	13	2	0	2	11	8	3	0
	Norwich	.185	8	27	8	5	1	0	1	1	9	2	1
	Columbus	.250	4	12	3	3	1	0	0	0	1	3	1
	YANKEES-i, j	.284	59	201	45	57	10	0	9	33	34	29	10
<b>Minor League Totals</b>		<b>.313</b>	<b>427</b>	<b>1562</b>	<b>329</b>	<b>489</b>	<b>71</b>	<b>23</b>	<b>14</b>	<b>175</b>	<b>263</b>	<b>161</b>	<b>226</b>
<b>AL Totals</b>		<b>.283</b>	<b>707</b>	<b>2662</b>	<b>485</b>	<b>754</b>	<b>108</b>	<b>28</b>	<b>59</b>	<b>310</b>	<b>393</b>	<b>275</b>	<b>153</b>
<b>NL Totals</b>		<b>.301</b>	<b>1405</b>	<b>5305</b>	<b>934</b>	<b>1598</b>	<b>273</b>	<b>81</b>	<b>96</b>	<b>552</b>	<b>775</b>	<b>563</b>	<b>634</b>
<b>Major League Totals</b>		<b>.295</b>	<b>2112</b>	<b>7967</b>	<b>1419</b>	<b>2352</b>	<b>381</b>	<b>109</b>	<b>155</b>	<b>862</b>	<b>1168</b>	<b>838</b>	<b>787</b>

+ denotes league leader, # denotes tied for league lead.

Selected by Montreal in the fifth round of the 1977 June free-agent draft.

- a - On Class-A West Palm Beach disabled list, 5/23-6/5.
- b - Re-signed by Montreal, 5/2.
- c - On Montreal disabled list with pulled gracilis muscle in left hamstring, 6/24-7/9.
- d - On Montreal disabled list with sprained right ankle, 6/25-7/10.
- e - Traded by Montreal with Jeff Carter and a player to be named later (Mario Brito) to the White Sox for Ivan Calderon and Barry Jones, 12/23
- f - On White Sox disabled list with ruptured ulnar collateral ligament in right thumb, 4/9-5/22.
- g - Re-signed by the White Sox, 12/22
- h - Traded to the Yankees for a player to be named later or cash considerations (Blaise Kozeniewski), 1/23/96.
- i - On disabled list with a chip fracture in his left thumb, 3/18-4/16.
- j - On disabled list with with a strained right hamstring, 5/22-8/11.

CLUB	1996					CAREER				
	AB	H	HR	RBI	.AVG	AB	H	HR	RBI	.AVG
Baltimore	12	3	1	1	.250	186	47	4	21	.253
Boston	22	8	2	2	.364	185	52	8	18	.281
Detroit	21	7	1	3	.333	237	76	10	36	.321
New York	-	-	-	-	-	155	38	3	11	.245
Toronto	30	9	3	10	.300	196	48	3	24	.245
<b>vs East</b>	<b>85</b>	<b>27</b>	<b>7</b>	<b>16</b>	<b>.318</b>	<b>959</b>	<b>261</b>	<b>28</b>	<b>110</b>	<b>.272</b>
Chicago	20	3	0	2	.150	20	3	0	2	.150
Cleveland	6	2	0	0	.333	207	66	5	26	.319
Kansas City	6	3	0	2	.500	234	71	3	34	.303
Milwaukee	8	4	1	1	.500	211	60	5	23	.284
Minnesota	15	2	0	1	.133	205	53	5	27	.259
<b>vs Central</b>	<b>55</b>	<b>14</b>	<b>1</b>	<b>6</b>	<b>.255</b>	<b>877</b>	<b>253</b>	<b>18</b>	<b>112</b>	<b>.288</b>
Anaheim	24	5	0	6	.208	234	72	5	29	.308
Oakland	11	4	1	3	.364	210	64	3	24	.305
Seattle	26	7	0	2	.269	202	55	2	19	.272
Texas	-	-	-	-	-	180	49	3	18	.272
<b>vs West</b>	<b>61</b>	<b>16</b>	<b>1</b>	<b>11</b>	<b>.262</b>	<b>826</b>	<b>240</b>	<b>13</b>	<b>90</b>	<b>.291</b>

Home	112	35	7	16	.313	3848	1150	75	398	.299
Road	89	22	2	17	.247	4119	1202	80	464	.292
1st Half	84	24	2	10	.286	4143	1217	78	474	.294
2nd Half	117	33	7	23	.282	3824	1135	77	388	.297
vs RHP	162	47	9	28	.290	5667	1680	108	601	.296
vs LHP	39	10	0	5	.256	2300	672	47	261	.292
Pinch-hit	7	0	0	0	.000	60	12	0	9	.200
Des.hitter	9	2	0	1	.222	224	67	6	20	.299
April	31	9	0	3	.290	934	257	16	104	.275
May	53	15	2	7	.283	1454	440	35	169	.303
June	-	-	-	-	-	1329	396	23	155	.298
July	-	-	-	-	-	1322	370	23	137	.280
August	33	8	0	7	.242	1511	459	29	167	.304
Sept/Oct.	84	25	7	16	.298	1417	430	29	130	.303

#### RAINES' CAREER BY PARK

PARK	AVG	AB	H	HR	RBI	PARK	AVG	AB	H	HR	RBI
Bal. (Memorial)	.241	29	7	0	3	Chi. (Old)	----	--	--	--	--
Bal. (Camden)	.254	59	15	0	3	Chi. (New)	.285	1163	331	23	121
Bos.	.277	94	26	3	12	Cle. (Municipal)	.302	53	16	1	4
Det.	.400	115	46	5	25	Cle. (Jacobs)	.304	56	17	2	9
N.Y.	.281	203	57	10	24	K.C.	.298	114	34	1	18
Tor. (Exhibition)	----	--	--	--	--	Mil.	.291	110	32	2	14
Tor. (SkyDome)	.200	105	21	2	12	Min.	.252	115	29	4	20
<b>EAST</b>	<b>.284</b>	<b>605</b>	<b>172</b>	<b>20</b>	<b>79</b>	<b>CENTRAL</b>	<b>.285</b>	<b>1611</b>	<b>459</b>	<b>33</b>	<b>186</b>
Ana.	.321	137	44	3	16	Tex. (Arlington)	.273	66	18	1	5
Oak.	.285	123	35	0	13	Tex. (Ballpark)	.206	34	7	0	2
Sea.	.221	86	19	2	9	<b>WEST</b>	<b>.276</b>	<b>446</b>	<b>123</b>	<b>6</b>	<b>45</b>

#### ALL-STAR GAME RECORD

YEAR	Club/Site	AVG	G	AB	R	H	2B	3B	HR	RBI	BB	SO	SB
1981	NL, Cleveland	.000	1	0	0	0	0	0	0	0	0	0	0
1982	NL, Montreal	.000	1	1	0	0	0	0	0	0	1	1	1
1983	NL, CWS	.000	1	3	0	0	0	0	0	0	0	1	1
1984	NL, San Francisco	.000	1	1	0	0	0	0	0	0	0	1	0
1985	NL, Minnesota	.000	1	0	1	0	0	0	0	0	1	0	0
1986	NL, Houston	.000	1	2	0	0	0	0	0	0	0	1	0
1987	NL, Oakland	1.000	1	3	0	3	0	1	0	2	0	0	1
<b>TOTALS</b>		<b>.300</b>	<b>7</b>	<b>10</b>	<b>1</b>	<b>3</b>	<b>0</b>	<b>1</b>	<b>0</b>	<b>2</b>	<b>2</b>	<b>4</b>	<b>3</b>

#### DIVISION SERIES RECORD

YEAR	Club/Opponent	AVG	G	AB	R	H	2B	3B	HR	RBI	BB	SO	SB
1981	MONTREAL vs Phi	Did not play due to injury											
1996	NYY vs Texas	.250	4	16	4	4	0	0	0	0	3	1	0

#### LEAGUE CHAMPIONSHIP SERIES RECORD

YEAR	Club/Opponent	AVG	G	AB	R	H	2B	3B	HR	RBI	BB	SO	SB
1981	MONTREAL vs LA	.238	5	21	1	5	2	0	0	1	0	3	0
1993	CWS vs Toronto	.444	6	27	5	12	2	0	0	1	2	2	1
1996	NYY vs Baltimore	.267	5	15	2	4	1	0	0	0	1	1	0
<b>LCS Totals</b>		<b>.333</b>	<b>16</b>	<b>63</b>	<b>8</b>	<b>21</b>	<b>5</b>	<b>0</b>	<b>0</b>	<b>2</b>	<b>3</b>	<b>6</b>	<b>1</b>

#### WORLD SERIES RECORD

YEAR	Club/Opponent	AVG	G	AB	R	H	2B	3B	HR	RBI	BB	SO	SB
1996	NYY vs Atlanta	.214	4	14	2	3	0	0	0	0	2	1	0

#### RAINES' CAREER FIELDING NUMBERS

POSITION	G	PO	A	E	TC	DP	.PCT
Outfield	1960	3960	129	51	4140	20	.988

#### RAINES' BESTS

##### SEASON

AVG	.344 (1986)
H	194 (1986)
HR	18 (1987)
RBI	71 (1983)
HIT STREAK	17 G (1986)

##### GAME

H	5, 2x, last on 8/16/87 v Pit
HR	3, 4/18/94 @ Bos
RBI	7, 4/18/94 @ Bos
SB	4 (5x), last on 9/25/89 @ Pit

## RIOS, DANIEL (Danny)

#64

### RHP

6-2, 192. Born 11/11/72 in Madrid, Spain. Opening Day Age: 24. Resides in Hialeah, FL. BR. TR. College: Seminole Junior College and the University of Miami.

MAJOR LEAGUE SERVICE: None.

CONTRACT STATUS: Signed through the 1997 season.



**1996 SEASON:** Was 7-2 with 17 saves and 2.04 ERA splitting time between Double-A Norwich and Triple-A Columbus...his 7 wins is a career high...began the season with Norwich posting 1-0 record with 9 saves and 0.50 ERA (1ER, 18IP) in 17 appearances before being promoted to Columbus on 5/17...went 3-1 with a 2.84 ERA in 18 appearances before returning to Norwich on 6/25...recorded all 17 saves with the Navigators...appeared in 62 games which T4th in the minor leagues and placed 3rd among Yankees minor-league pitchers with 17 saves. **1995:** Florida State League All-Star Game participant, T9th in Class A with 57 appearances, tied with Chris Corn for the organizational lead in saves with 24. **1994:** Third in Yankees' system with 19 saves. **1993:** Gulf Coast League: T2nd games finished (17), T4th saves (6) and games (24), T5th relief points (20). **PERSONAL:** Was signed by Rudy Santin...attended Seminole Junior College and the University of Miami (FL).

#### CAREER PLAYING RECORD

YEAR CLUB	W-L	ERA	G	GS	CG	Sho	SV	IP	H	R	ER	BB	SO
1993 Tampa (GCL)	2-1	3.52	24	0	0	0	6	38.1	34	18	15	16	29
1994 Greensboro	3-2	0.87	37	0	0	0	17	41.1	32	4	4	13	36
Tampa (FSL)	0-0	0.00	9	0	0	0	2	10.1	6	2	0	4	11
1995 Tampa (FSL)	0-4	2.00	57	0	0	0	24	67.1	67	24	15	20	72
1996 Norwich	3-1	2.09	38	0	0	0	17	43.0	34	14	10	21	38
Columbus	4-1	1.95	24	0	0	0	0	27.2	22	7	6	6	22
<b>Minor League Totals</b>	<b>12-9</b>	<b>1.97</b>	<b>189</b>	<b>0</b>	<b>0</b>	<b>0</b>	<b>66</b>	<b>228.0</b>	<b>195</b>	<b>69</b>	<b>50</b>	<b>80</b>	<b>208</b>

Signed as a free agent June 7, 1993.

## RIVERA, MARIANO (Mariano) RHP

#42

6-2, 168. Born 11/29/69 in Panama City, Panama. Opening Day Age: 27. Resides in La Chorrera, Panama. BR. TR. Married: Clara, 11/9/91. Children: Mariano, (10/4/93) and Jafet, (2/12/97).

**MAJOR LEAGUE SERVICE:** 1 year, 105 days.

**CONTRACT STATUS:** Signed through the 1997 season.



**1996 SEASON:** Was 8-3 with 5 saves and a 2.09 ERA in 61 relief appearances in his 1st full season with the Yankees...his 2.09 ERA led all Yankee pitchers and his 8 wins led all Yankee relievers...opponents hit .189 (lefties hit .215, righties hit .157)...had 130 strikeouts, the most ever by a Yankee reliever (Gossage had 122 in 1978)...recorded 6 strikeouts vs Tor on 9/6, the most by a Yankee reliever this season...struck out the side (facing only 3 batters) 4 times...1st batters were 5-for-56 (.089) with 27 K, 4 BB and 1 HB...before 8/2 @ KC had not given up a hit to a 1st batter in 17 consecutive appearances (last was on 6/7 @ Det)...had 26 consecutive scoreless innings from 4/19 to 5/21, which is the most by a Yankee since Steve Farr went 27 IP without allowing a run, 5/29-8/4/91...allowed a 1-out single to Chicago's Tony Phillips on 5/5 after 15 consecutive hitless innings over 6 appearances, dating back to 4/19 @ Min...picked up back-to-back Yankee wins vs Min on 4/26 and 4/28, pitching 3 no-hit innings in each game...had at least 1 K in 54 of 61 appearances...tied relief career highs with 3 walks on 7/27 vs KC and 4 ER on 8/2 @ KC, blowing his 2nd save and losing his 2nd game of the season...was 1-0 with 0.63 ERA in the post season (14.1IP, 1ER)...picked up his 2nd career post-season victory in Game 1 of the ALCS vs Bal, striking out 3 batters over 2 scoreless innings...received Buck Kanel Award for the top Latin American player by the Baseball Writers Association of America. **1995:** Split the season between New York and Class AAA Columbus...went 5-3, 5.54 in 10 starts and 9 relief appearances for the Yankees and 2-2, 2.10 with 1 CG and 1 SHO in 7 starts during 3 stints with the Clippers...at New York went 3-3, 5.94 in 10 starts and 2-0, 4.32 in 8 relief appearances...from 7/4-9/1 strung together a career-high 4-game winning streak...began the season at Columbus and went 1-1, 1.50 in 4 starts before he was recalled on 5/16...went 1-2, 10.20 in 4 starts for the Yankees and was optioned to Columbus on 6/11...because of a sore right shoulder made just 1 start (6/26) with the Clippers before his 7/4 recall...in that start pitched a 5-inning, rain-shortened no-hitter...after his 7/4 recall for New York went 3-0, 3.86 in 5 starts and 1 relief appearance before he was optioned back to Columbus between games of the 8/10 DH vs Cle...started 2 games for the Clippers and went 0-1, 5.14 before he returned

to New York on 8/22...after his 8/22 recall went 1-1, 4.66 in 1 start and 8 relief appearances...on 5/23 @Cal, started in his Major League debut and suffered the 10-0 loss (3.1 IP, 8H, 5R, 5ER, 3BB, 5K)...became the first Yankee rookie to lose his starting debut since Jeff Johnson lost a 4-1 decision to Toronto on 6/5/91...Angels starter Chuck Finley threw a 2-hitter and tied his career high with 15 strikeouts...on 5/28 @Oak, earned his first Major League victory in the 4-1 win...in an 8-6 loss on 6/6 vs Oak, allowed 2 HR for the first time in his career, including a grand slam to Berroa in the third inning and a 2-run HR to Sierra in the fifth...was recalled on 7/4 and that night @Chi allowed just 2 hits in 8 shutout innings to lead the Yankees to a 4-1 victory...established career highs with 8 IP and 11 strikeouts...were the most by a Yankee rookie since Al Leiter struck out 11 on 4/14/88 @Tor...on 7/16 vs Min, earned the 5-1 victory but left the game in the seventh inning with a torn fingernail on his right middle finger...pitched 6 scoreless innings before leaving in the seventh with nobody out and runners on first and second...did not pitch again until 7/26...on 8/1 vs Mil made his first Major League relief appearance and allowed an inside-the-park HR to David Hulse...suffered a blown save...did not pitch again until 8/10 in Game 1 of that DH vs Cle, received no decision in the 10-9 loss in which the Tribe scored 5 runs in the ninth off Wickman and Wetteland...was optioned back to Columbus between games of that doubleheader to make room for Joe Ausanio...on 9/1 vs Oak suffered his second blown save but earned the 8-7 victory...on 9/15 @Bal allowed his second grand slam (Bonilla). **1994:** Combined to go 10-2 with a 3.09 ERA in 22 starts at Class AAA Columbus, Class AA Albany and Class A Tampa...began the season at Tampa, was promoted to Albany on 6/5, was promoted to Columbus on 7/22...ranked sixth in the organization in ERA...in 131 IP allowed just 126 hits and 30 walks while striking out 89...combined to go 6-0 with a 2.25 ERA in 16 starts at Albany and Tampa...opponents combined to hit .253, including .268 with 5 HR at Columbus, .242 with 5 HR at Albany and .258 with 2 HR at Tampa...was on Tampa's disabled list from 4/23-5/9 with a strained right shoulder...was on the Columbus DL from 8/4-8/14 with a strained left hamstring...was activated on 8/14 and won his next 3 starts (4.80 ERA). **1993:** Went 1-1 with a 2.08 ERA in 12 starts at Class A Greensboro and Tampa...combined, recorded 16 walks and 38 strikeouts in 43.1 IP...allowed just 33 hits...opponents combined to hit .208 against him...with Greensboro on 7/4 vs Hickory, combined on a shutout with Sandi Santiago, Bruce Pool and Billy Coleman. **1992:** An injury-plagued season at Class A Ft. Lauderdale...went 5-3 with a 2.28 ERA, 3 CG and 1 SHO in 10 starts...allowed just 40 H and 5 BB in 59.1 IP...averaged less than a walk every 9 IP...had a strikeout/walk ratio of 8.4...season was cut short due to in-season surgery on his right elbow...surgery was performed by Dr. Frank Jobe on 8/27...rated the ninth-best prospect in the Yankee system by *Baseball America*. **1991:** Went 4-9 with a 2.75 ERA in full season at Class A Greensboro...appeared in 29 games, starting 15, and pitched 114.2 innings...allowed just 103 hits and 36 bases on balls...struck out 123 batters, an average of 9.7 Ks every 9 innings. **1990:** Spent first season of professional ball at Class A Tampa...posted a 5-1 record and an 0.17 ERA in 22 games...led Gulf Coast League in ERA...over 52 innings, allowed just 17 hits and 7 walks, striking out 58...was named Gulf Coast League Star of Stars...in his lone start on 8/31 vs the Bradenton Pirates, threw a seven-inning no-hitter in 3-0 win. **PERSONAL:** Was signed by Herb Raybourn...is the first cousin of Ruben Rivera.

### CAREER PLAYING RECORD

- \* Major League home runs allowed (12): 1996 (1).
- \* Led the Gulf Coast League in ERA (0.17), 1990.
- \* Was named Gulf Coast Star of Stars, 1990.

YEAR	CLUB	W-L	ERA	G	GS	CG	SHO	SV	IP	H	R	ER	BB	SO
1990	Tampa	5-1	+0.17	22	1	1	1	1	52.0	17	3	1	7	58
1991	Greensboro	4-9	2.75	29	15	1	0	0	114.2	103	48	35	36	123
1992	Ft. Lauderdale	5-3	2.28	10	10	3	1	0	59.1	40	17	15	5	42
1993	Greensboro	1-0	2.06	10	10	0	0	0	39.1	31	12	9	15	32
	Tampa	0-1	2.25	2	2	0	0	0	4.0	2	1	1	1	6
1994	Columbus	4-2	5.81	6	6	1	0	0	31.0	34	22	20	10	23
	Albany	3-0	2.27	9	9	0	0	0	63.1	58	20	16	8	39
	Tampa (FSL)	3-0	2.21	7	7	0	0	0	36.2	34	12	9	12	27
1995	YANKEES	5-3	5.51	19	10	0	0	0	67.0	71	43	41	30	51
	Columbus	2-2	2.10	7	7	1	0	0	30.0	25	10	7	3	30
1996	YANKEES	8-3	2.09	61	0	0	0	5	107.2	73	25	25	34	130
<b>Minor League Totals</b>		<b>27-18</b>	<b>2.38</b>	<b>102</b>	<b>67</b>	<b>7</b>	<b>2</b>	<b>1</b>	<b>430.1</b>	<b>344</b>	<b>145</b>	<b>113</b>	<b>97</b>	<b>380</b>
<b>Major League Totals</b>		<b>13-6</b>	<b>3.40</b>	<b>80</b>	<b>10</b>	<b>0</b>	<b>0</b>	<b>5</b>	<b>174.2</b>	<b>144</b>	<b>68</b>	<b>66</b>	<b>64</b>	<b>181</b>

+ denotes league leader.

Signed by New York (AL) as a free agent on February 17, 1990.

**RIVERA CAREER BY PARK**

PARK	G	W-L-S	ERA	IP	ER	SO	PARK	G	W-L-S	ERA	IP	ER	SO
Bal. (Mem)	-	-	-	-	-	-	Chi. (Old)	-	-	-	-	-	-
Bal. (Camden)	5	0-0-0	2.57	7.0	2	3	Chi. (New)	4	1-0-1	0.00	14.1	0	18
Bos.	2	0-0-0	3.00	3.0	1	5	Cle. (Mun)	-	-	-	-	-	-
Det.	4	1-0-0	1.50	6.0	1	8	Cle. (Jcb)	1	0-0-0	3.00	3.0	1	5
N.Y.	38	9-4-4	3.86	81.2	35	84	K.C.	4	0-1-0	5.91	10.2	7	6
Tor. (Exhib)	-	-	-	-	-	-	Mil.	4	1-0-0	4.77	5.2	3	9
Tor. (Dome)	3	0-0-0	0.00	3.1	0	3	Min.	2	0-0-0	0.00	6.0	0	10
<b>EAST</b>	<b>52</b>	<b>10-4-4</b>	<b>3.48</b>	<b>101.0</b>	<b>39</b>	<b>103</b>	<b>CENTRAL</b>	<b>15</b>	<b>2-1-1</b>	<b>2.50</b>	<b>39.2</b>	<b>11</b>	<b>48</b>
Ana.	2	0-1-0	10.38	4.1	5	7	Tex. (Arl)	-	-	-	-	-	-
Oak.	5	1-0-0	2.31	11.2	3	9	Tex. (Prk)	3	0-0-0	5.59	9.2	6	4
Sea.	3	0-0-0	2.16	8.1	2	10	<b>WEST</b>	<b>13</b>	<b>1-1-0</b>	<b>4.24</b>	<b>34.0</b>	<b>16</b>	<b>30</b>

**1996**

**CAREER**

CLUB	W-L	ERA	IP	ER	SHO	SV	W-L	ERA	IP	ER	SHO	SV
Baltimore	1-2	5.79	9.1	6	0	0	1-2	6.35	11.1	8	0	0
Boston	1-0	1.29	7.0	1	0	0	1-0	1.00	9.0	1	0	0
Detroit	1-0	1.50	6.0	1	0	0	1-0	1.17	7.2	1	0	0
New York	-	-	-	-	-	-	-	-	-	-	-	-
Toronto	1-0	2.25	8.0	2	0	0	1-0	2.16	8.1	2	0	0
<b>vs East</b>	<b>4-2</b>	<b>2.98</b>	<b>30.1</b>	<b>10</b>	<b>0</b>	<b>0</b>	<b>4-2</b>	<b>2.97</b>	<b>36.1</b>	<b>12</b>	<b>0</b>	<b>0</b>
Chicago	1-0	0.00	12.2	0	0	2	2-0	0.00	20.2	0	0	2
Cleveland	0-0	3.18	5.2	2	0	0	0-0	4.76	11.1	6	0	0
Kansas City	0-1	4.15	8.2	4	0	0	0-1	4.61	13.2	7	0	0
Milwaukee	1-0	1.86	9.2	2	0	0	2-0	4.63	11.2	6	0	0
Minnesota	2-0	0.00	12.0	0	0	0	3-0	0.50	18.0	1	0	0
<b>vs Central</b>	<b>4-1</b>	<b>1.48</b>	<b>48.2</b>	<b>8</b>	<b>0</b>	<b>2</b>	<b>7-1</b>	<b>2.39</b>	<b>75.1</b>	<b>20</b>	<b>0</b>	<b>2</b>
Anaheim	0-0	0.00	2.1	0	0	2	0-1	7.94	5.2	5	0	2
Oakland	0-0	1.69	10.2	2	0	1	2-1	4.18	23.2	11	0	1
Seattle	0-0	1.23	7.1	1	0	0	0-1	5.12	19.1	11	0	0
Texas	0-0	4.32	8.1	4	0	0	0-0	4.40	14.1	7	0	0
<b>vs West</b>	<b>0-0</b>	<b>2.20</b>	<b>28.2</b>	<b>7</b>	<b>0</b>	<b>3</b>	<b>2-3</b>	<b>4.86</b>	<b>63.0</b>	<b>34</b>	<b>0</b>	<b>3</b>
Home	6-2	1.80	50.0	10	0	4	9-4	3.86	81.2	35	0	4
Road	2-1	2.34	57.2	15	0	1	4-2	3.00	93.0	31	0	1
1st Half	3-1	1.80	60.0	12	0	2	5-3	3.24	89.0	32	0	2
2nd Half	5-2	2.45	47.2	13	0	3	8-3	3.57	85.2	34	0	3
Start	-	-	-	-	-	-	3-3	5.94	50.0	33	0	0
Relief	8-3	2.09	107.2	25	0	5	10-3	2.38	124.2	33	0	5
April	2-0	1.25	21.2	3	0	0	2-0	1.25	21.2	3	0	0
May	1-0	0.60	15.0	1	0	2	2-1	2.66	23.2	7	0	2
June	0-1	3.93	18.1	8	0	0	0-2	6.93	24.2	19	0	0
July	1-0	0.00	17.2	0	0	0	3-0	1.48	42.2	7	0	0
August	0-1	3.50	18.0	7	0	3	1-1	4.35	31.0	15	0	3
Sept/Oct.	4-1	3.18	17.0	6	0	0	5-2	4.35	31.0	15	0	0

**DIVISION SERIES RECORD**

YEAR	Club/Opponent	W-L	ERA	G	GS	CG	Sho	SV	IP	H	R	ER	BB	SO
1995	NYY vs Seattle	1-0	0.00	3	0	0	0	0	5.1	3	0	0	1	8
1996	NYY vs Texas	0-0	0.00	2	0	0	0	0	4.2	0	0	0	1	1
<b>Division Series Totals</b>		<b>1-0</b>	<b>0.00</b>	<b>5</b>	<b>0</b>	<b>0</b>	<b>0</b>	<b>0</b>	<b>10.0</b>	<b>3</b>	<b>0</b>	<b>0</b>	<b>2</b>	<b>9</b>

**LEAGUE CHAMPIONSHIP SERIES RECORD**

YEAR	Club/Opponent	W-L	ERA	G	GS	CG	Sho	SV	IP	H	R	ER	BB	SO
1996	NYY vs Baltimore	1-0	0.00	2	0	0	0	0	4.0	6	0	0	1	5

**WORLD SERIES RECORD**

YEAR	Club/Opponent	W-L	ERA	G	GS	CG	Sho	SV	IP	H	R	ER	BB	SO
1996	NYY vs Atlanta	0-0	1.59	4	0	0	0	0	5.2	4	1	1	3	4

**RIVERA'S CAREER FIELDING NUMBERS**

POSITION	G	PO	A	E	TC	DP	.PCT
Pitcher	80	6	27	0	33	1	1.000

**RIVERA'S BESTS**

SEASON	GAME
WINS .....	8 (1996)
ERA .....	2.09 (1996)
IP .....	107.2 (1996)
SO .....	130 (1996)
WIN STREAK .....	4 gms (1995)
LOW-HIT CG .....	N/A
IP (starter, RS) .....	8.0, 7/4/95 @ CWS
IP (starter, PS) .....	N/A
IP (relief) .....	5.1, 8/25/95 at SEA
SO .....	11, 7/4/95 at CWS
BB .....	4, 7/4/95 at CWS

## RIVERA, RUBEN MORENO (Ruben) OF

#13

6-3, 200. Born 11/14/73 in La Chorrera, Panama. Opening Day Age: 23. Resides in La Chorrera, Panama. BR. TR. Children: Wilmer, (9/10/93).

**MAJOR LEAGUE SERVICE:** 88 days.

**CONTRACT STATUS:** Signed through the 1997 season.



**1996 SEASON:** Hit .284 with 2 HR and 16 RBI for the Yankees and .235 with 10 HR and 46 RBI for Triple-A Columbus...was first recalled from Columbus on 5/22 when Raines went on the DL...had 6 multi-hit games, including a career-high 3-hit game on 9/25 vs Mil (3-for-3, 1 double, 2R, 2RBI)...played in 46 games, started 21 games (5 in LF, 12 in CF, 4 in RF)...made 1st M.L. start (CF) on 5/23 vs Oak and recorded his 1st M.L. hit, a 2-run double in the 4th inning and scored the winning run on Boggs' single after reaching base by being hit with a pitch...hit his M.L. HR on 5/31 @ Oak in the 7th inning off Doug Johns, breaking a 1-1 tie in a game the Yankees would win 4-1...hit his 1st M.L. triple on 9/1 @ Cal...he hit safely in 10 of 17 games, going 13-for-47 (.277) with 4 doubles, 1 HR and 10 RBI...reached base safely in 8 of his first 10 plate appearances...was optioned back to Columbus on 6/14 to make room on the roster for Boehringer...was recalled on 8/26 for the remainder of the season...scored the game-tying run in the 9th inning and drove in the game-winning run in the 10th inning on 9/18 vs Bal...hit his 1st career pinch-hit HR (for O'Neill) on 9/16 @ Tor...appeared in 2 games in the Division Series vs Tex (0-for-1), but was taken off the ALCS roster due to a strained rib cage muscle. **1995:** Spent the season at Class AA Norwich and Class AAA Columbus...combined to hit .283 with 24 HR, 74 RBI and 24 stolen bases in 119 games...on 9/3 was recalled from AAA Columbus and made his Major League debut that day as a pinch-runner for O'Neill, played LF and struck out against Eckersley in his first big league plate appearance...overall appeared in 5 games for the Yankees and made just the 1 at-bat...began the season at Norwich and hit .293 with 9 HR, 39 RBI and 16 SB in 71 games...was promoted to Columbus on 7/13 and hit .270 with 15 HR, 35 RBI and 8 SB in 48 games for the Clippers...at Columbus, led the club with 15 HR in just 48 games...had 3 of the Clippers' 7 multi-HR games...25 of his 47 hits were for extra bases...had 6 RBI on 7/27 vs Scranton/Wilkes-Barre...from 8/11-8/14 went 0-16 with 8 strikeouts...led the organization in HR (24)...ranked third among Yankee minor leaguers with 74 RBI and ranked seventh with a .284 BA...in the Eastern League tied for second with 8 triples. **1994:** Had one of the best seasons of any player in the minor leagues...in 139 games hit .281 with 33 HR, 101 RBI and 48 stolen bases in 58 attempts at Class A Tampa and Greensboro...was named South Atlantic League MVP and was a finalist for *Baseball America's* Minor League Player of the Year Award...was named to the Topps Class A All-Star Team and was voted the top prospect in the SAL by conference managers...ranked among all minor leaguers with 33 HR (4th), 289 total bases (4th), 163 strikeouts (4th), 67 extra-base hits (5th) and 101 runs scored (12th)...led the organization in HR and RBI; tied for the organization lead in games; was second in runs, hits (150) and stolen bases; was fifth in doubles (28) and seventh in BA...led the SAL in SLG (.573) and stolen base percentage (.878, 36-41) and tied for the league lead in HR (28)...also ranked among SAL leaders with 55 extra-base hits (2nd), 229 total bases (4th) and a .288 BA (10th)...twice was SAL Player of the Week...hit 3 HR on 7/11 vs Columbia...committed 7 errors in 138 games in the OF...in his career has played 238 games in the OF and none at any other position...following the season played for the Peoria Javelinas in the Avis Arizona Fall League and hit .236 with 7 HR, 24 RBI and 14 stolen bases in 17 attempts...was voted by AFL managers as one of the league's top prospects...ranked T2nd in the league in HR and ranked fourth in SB...was added to the 40-man roster on 11/18/94. **1993:** Was named to the New York-Penn League and Topp's Rookie All-Star teams after hitting .276 with 13 HR, 47 RBI and 12 stolen bases in 17 attempts at Class A Oneonta...ranked among NYPL leaders in double plays by an OF (3, 1st), SLG (.568, 2nd), triples (6, T2nd) and HR (13, 4th)...hit a grand slam on 7/15 vs St. Catharines...had a 5-hit game on 8/8 vs Geneva...committed 3 errors in 55 games in the OF. **1992:** Hit .273 with 1 HR, 20 RBI and 21 SB in 27 attempts at Tampa...BA ranked third among the organization's short-season players...played 45 games in the OF. **1991:** Spent the 1991 season playing for Santo Domingo in the Dominican Summer League...hit .200 with 2 HR, 16 RBI and 14 stolen bases. **PERSONAL:** Was scouted by Chico Heron and signed by Herb Raybourn...is the first cousin of Mariano Rivera.

### CAREER PLAYING RECORD

- \* Named South Atlantic League Most Valuable Player, 1994.
- \* Named Topps/NAPBL South Atlantic League Player of the Year, 1994.
- \* Named to *Baseball America's* Minor League All-Star Team, 1994.
- \* Named to Topps' Class A All-Star Team, 1994.
- \* Named South Atlantic League Player of the Week, April 7-16 and July 10-16, 1994.
- \* Led the South Atlantic League in SLG (.573) and stolen base percentage (.878), 1994.
- \* Tied for the South Atlantic League lead in home runs (28), 1994.
- \* Named to Topps' Class A/Rookie All-Star Team, 1993.
- \* Named to New York-Penn League All-Star Team, 1993.
- \* Led New York-Penn League outfielders in double plays (3), 1993.

YEAR	CLUB	AVG	G	AB	R	H	2B	3B	HR	RBI	BB	SO	SB
1992	Tampa	.273	53	194	37	53	10	3	1	20	42	49	21
1993	Oneonta	.276	55	199	45	55	7	6	13	47	32	66	12
1994	Tampa (FSL)	.261	34	134	18	35	4	3	5	20	8	38	12
	Greensboro	.288	105	400	83	115	24	3	+28	81	47	125	36
1995	YANKEES	.000	5	1	0	0	0	0	0	0	0	1	0
	Columbus	.270	48	174	37	47	8	2	15	35	26	62	8
	Norwich	.293	71	256	49	75	16	8	9	39	37	77	16
1996	Columbus	.235	101	362	59	85	20	4	10	46	40	96	15
	YANKEES	.284	46	88	17	25	6	1	2	16	13	26	6
<b>Minor League Totals</b>		<b>.280</b>	<b>467</b>	<b>1719</b>	<b>328</b>	<b>465</b>	<b>89</b>	<b>29</b>	<b>81</b>	<b>288</b>	<b>232</b>	<b>513</b>	<b>120</b>
<b>Major League Totals</b>		<b>.281</b>	<b>51</b>	<b>89</b>	<b>17</b>	<b>25</b>	<b>6</b>	<b>1</b>	<b>2</b>	<b>16</b>	<b>13</b>	<b>27</b>	<b>6</b>

+ denotes tied for league lead.

Signed by New York (AL) as a free agent on November 21, 1990.

CLUB	1996					CAREER				
	AB	H	HR	RBI	.AVG	AB	H	HR	RBI	.AVG
Baltimore	5	2	0	1	.400	5	2	0	1	.400
Boston	13	3	0	2	.231	13	3	0	2	.231
Detroit	11	4	0	0	.364	11	4	0	0	.364
New York	-	-	-	-	-	-	-	-	-	-
Toronto	15	1	1	2	.067	15	1	1	2	.067
<b>vs East</b>	<b>44</b>	<b>10</b>	<b>1</b>	<b>5</b>	<b>.227</b>	<b>44</b>	<b>10</b>	<b>1</b>	<b>5</b>	<b>.227</b>
Chicago	-	-	-	-	-	-	-	-	-	-
Cleveland	1	0	0	0	.000	1	0	0	0	.000
Kansas City	-	-	-	-	-	-	-	-	-	-
Milwaukee	7	3	0	2	.429	7	3	0	2	.429
Minnesota	-	-	-	-	-	-	-	-	-	-
<b>vs Central</b>	<b>8</b>	<b>3</b>	<b>0</b>	<b>2</b>	<b>.375</b>	<b>8</b>	<b>3</b>	<b>0</b>	<b>2</b>	<b>.375</b>
Anaheim	13	4	0	2	.308	13	4	0	2	.308
Oakland	12	5	1	4	.417	13	5	1	4	.385
Seattle	11	3	0	3	.273	11	3	0	3	.273
Texas	-	-	-	-	-	-	-	-	-	-
<b>vs West</b>	<b>36</b>	<b>12</b>	<b>1</b>	<b>9</b>	<b>.333</b>	<b>37</b>	<b>12</b>	<b>1</b>	<b>9</b>	<b>.324</b>
Home	24	7	0	6	.292	25	7	0	6	.280
Road	64	18	2	10	.281	64	18	2	10	.281
1st Half	47	13	1	10	.277	47	13	1	10	.277
2nd Half	41	12	1	6	.293	42	12	1	6	.286
vs RHP	63	18	0	10	.286	64	18	0	10	.281
vs LHP	25	7	2	6	.280	25	7	2	6	.280
Pinch-hit	2	1	1	1	.500	2	1	1	1	.500
Des.hitter	-	-	-	-	-	-	-	-	-	-
April	-	-	-	-	-	-	-	-	-	-
May	22	9	1	8	.409	22	9	1	8	.409
June	25	4	0	2	.160	25	4	0	2	.160
July	-	-	-	-	-	-	-	-	-	-
August	7	1	0	0	.143	7	1	0	0	.143
Sept/Oct.	34	11	1	6	.324	35	11	1	6	.314

#### RIVERA CAREER BY PARK

PARK	AVG	AB	H	HR	RBI	PARK	AVG	AB	H	HR	RBI
Bal. (Memorial)	-	-	-	-	-	Chi. (Old)	-	-	-	-	-
Bal. (Camden)	-	-	-	-	-	Chi. (New)	-	-	-	-	-
Bos.	.250	12	3	0	2	Cle. (Municipal)	-	-	-	-	-
Det.	.364	11	4	0	0	Cle. (Jacobs)	-	-	-	-	-
N.Y.	.280	25	7	0	6	K.C.	-	-	-	-	-
Tor. (Exhibition)	-	-	-	-	-	Mil.	-	-	-	-	-
Tor. (SkyDome)	.143	7	1	1	1	Min.	-	-	-	-	-
<b>EAST</b>	<b>.273</b>	<b>55</b>	<b>15</b>	<b>1</b>	<b>9</b>	<b>CENTRAL</b>	-	-	-	-	-
Ana.	.308	13	4	0	2	Tex. (Arlington)	-	-	-	-	-
Oak.	.300	10	3	1	2	Tex. (Ballpark)	-	-	-	-	-
Sea.	.273	11	3	0	3	<b>WEST</b>	<b>.294</b>	<b>34</b>	<b>10</b>	<b>1</b>	<b>7</b>

#### DIVISION SERIES RECORD

YEAR	Club/Opponent	AVG	G	AB	R	H	2B	3B	HR	RBI	BB	SO	SB
1996	NYY vs Texas	.000	2	1	0	0	0	0	0	0	0	1	0

**RIVERA'S CAREER FIELDING NUMBERS**

POSITION	G	PO	A	E	TC	DP	.PCT
Outfield	49	78	2	0	78	0	1.000

**RIVERA'S BESTS**

SEASON	GAME
AVG ..... 284 (1996)	H ..... 3, 8/31/96 at CAL
H ..... 25 (1996)	HR ..... 1 (2x), last on 9/16/96 at TOR
HR ..... 2 (1996)	RBI ..... 2 (3x), last on 9/25/96 vs MIL
RBI ..... 16 (1996)	R ..... 2(3x), last on 9/28/96 at BOS
HIT STREAK ..... 5 G (1996)	SB ..... 1 (6x), last on 9/25/96 vs MIL

**ROGERS, KENNETH SCOTT (Kenny)**

**#17**

**LHP**

6-1, 205. Born 11/10/64 in Savannah, GA. Opening Day Age: 32. Resides in Arlington, TX. BL. TL. Married: Rebecca (12/16/89). Child: Jessica (11/21/93).

**MAJOR LEAGUE SERVICE:** 7 years, 119 days.

**CONTRACT STATUS:** Signed a four year contract on January 4, 1996, contract extends through the 1999 season.



**1996 SEASON:** Went 12-8 with a 4.68 ERA in his 1st year with the Yankees...the Yankees were 18-12 in his 30 starts, scoring 164 (5.5 runs/start)...was 4-6 after a Yankee loss...was 6-4 during the day and 6-4 at night...did not enter the rotation until the end of April because of a bruised left shoulder he received from being hit with a line drive during batting practice in Spring Training...did not allow a hit through 6.1 innings in his 1st start on 4/21 @ Min (infield single by Knoblauch)...went 4 starts after that win without a decision, the longest such streak of his career...had a no-hitter through 7 innings on 5/28 @ Cal, but lost 1-0 game in the bottom of the 9th inning after walking Chili Davis with the bases loaded...had won 8 consecutive decisions before that loss...pitched a CG shutout on 8/11 vs Det in 12-0 Yankee win (6H, 4BB, 1K)...won 4 consecutive starts from 7/27 to 8/11 (28.2IP, 22H, 7ER, 10BB, 12K), but followed that by losing his next 3 decisions (4 starts, 19.1IP, 27H, 25ER, 9BB, 2K) from 8/17 to 9/1...went 0-0 with a 14.14 ERA in 3 post-season starts and 1 relief appearance...Game 4 of the Division Series @ Tex, 6-4 Yankee win: 2IP, 5H, 2R, 2ER, 1BB, 1K...Game 4 of the ALCS @ Bal, 8-4 Yankee win: 3IP, 5H, 4R, 4ER, 2BB, 3K...Game 4 of the World Series @ Atl, 8-6 Yankee win: 2IP, 5H, 5R, 5ER, 2BB. **1995:** Led the Rangers in wins (17), ERA (3.38) and IP (208), T1 in starts (31) and was 2nd in strikeouts (140)...was 4th in the AL in wins, T4th in starts, 5th in ERA, 6th in winning percentage (.708) and 8th in opponents BA (.243)...his 17 wins were a career high and a club record for a lefthander, breaking his own record of 16 in 1993...T6th in all-time Ranger wins...became the 2nd Ranger to lead the team in wins 3+ consecutive seasons (Charlie Hough, 7, 1982-88)...has won 10 or more games 5 times (Charlie Hough (9), Ferguson Jenkins (5) are the only other Rangers to accomplish that feat)...has won 44 games in the last 3 seasons, 5th most in the AL... his .708 winning percentage is a club record, and at 17-7, was the 4th time a Ranger pitcher had finished 10 above .500...lost the season's first 2 starts, then went 7-0 in his next 8 starts (7 ER, 59 IP) through 6/11...won 7 straight, 5/6-6/6, matching the longest win streak of his career and longest by a Rangers LHP (T4th longest in team history)...won his final 5 starts in May and was 5-1, 0.65 ERA (3 ER in 41.1 IP) in 6 outings to earn AL Pitcher of the Month...had the lowest ERA in the majors, 5/21-6/22...did not allow a run in his final 4 starts in May and had an overall streak of 39 consecutive scoreless innings (broke Hough's record of 36.0 scoreless IP, 1983)... fell 6 innings shy of the AL record for LHP, set by Doc White in 1904...was 2-3, 5.43 ERA in his next 9 starts, before going 8-2, 3.49 ERA in 12 starts over the final 2 months...went 5-0, 2.45 ERA in 6 starts in Sept/Oct, winning last 5 outings. **1994:** Led the Rangers in wins for the second straight year with 11...led the team in complete games (6), shutouts (2); was 2nd in starts (24), IP (167.1) and strikeouts (120)... ranked among the AL leaders in complete games (T4th), shutouts (T7th), batters faced (9th, 714), pitches thrown (9th, 2706) and wins (T10th)...lost his first 2 starts of the year, allowing 12 runs in 10.2 IP; was 2-3, 5.52 ERA in his first 7 outings through 5/7...won his next 6 starts, 5/13-6/9, with 3.19 ERA...he had a 10-4 record through 7/9, but was 1-4 in his last 5 starts; the one win was a perfect game v. California, 7/28, the first ever by an ALLHP...retired all 27 batters in a 4-0 win at The Ball Park in Arlington (8K, 7 ground outs, 12 popups/flyouts), throwing 98 pitches (34 balls/64 strikes)...only the 11th regular season

perfect game in the M.L. since 1900...was selected Dallas-Ft. Worth BBWAA Rangers Pitcher of the Year...the winningest LHP in Rangers' history (53), 27-18 over last 2 years...his 11 wins were fewest for a team leader since Rick Honeycutt in 1981 (11). **1993:** Became a full-time starter and led the Rangers in wins (16, T7th in the AL), a club record for LHP...ranked 2nd on the team in starts (33), complete games (5), IP (208.1) and strikeouts (140)...became the 2nd M.L. pitcher since 1947 to lead his league in appearances one year and become a full time starter the next year. Was 11-4 on 7/6, the most wins in the AL to that point... was 6-1 in August, tying the team record for victories in a month...pitched his first M.L. complete game @ Milwaukee, 4/25...struck out a career-high 10 @ Toronto, 7/8, the most for a Ranger LHP since Jamie Moyer (13), 4/8/89...set a club record by allowing 10 ER v. CWS, 5/16. **1992:** Led the AL and tied the M.L. lead with 81 appearances, 2nd most in team history and 6th most ever by a LHP...was 2nd on the team in saves (6) and games finished (38) and ranked 5th among AL relievers with 70 strikeouts. **1991:** Was 6-6, 4.05 ERA in 54 relief appearances and 4-4, 7.53 ERA in 9 starts...began the year in the rotation and moved to the bullpen, 6/13...was 2nd on the staff in saves (5) and ranked 3rd in wins (10) and appearances (63)...was 3rd highest ERA in club history with 5.42 (100+ IP)...had 7.80 ERA through 6/28; ERA was 2.77 in last 44 games...allowed just 9-50 inherited runners to score. **1990:** Led the staff in appearances (69), saves (15) and games finished (46) while ranking 3rd in the AL in relief wins (9, most ever by Texas LHP) and 4th in games...was 8-4, 2.23 ERA in final 53 games...with Jeff Russell's injury, became primary closer over final 4 months with 2nd highest save total ever for Rangers' LHP...won 7 straight decisions, 7/25-8/26, and was 5-0 in Sept...went 9-1 at home...was 1-2, 2.35 ERA in 3 starts, including last 2 games of the year. **1989:** Was 3rd in AL with 73 appearances, T4th in team history... T9th for most games by a rookie pitcher ever...2nd on team with 2.93 ERA (1.52 in first 30 games)...held lefties to .169 BA. **1988:** Underwent ulnar nerve surgery on his elbow, 10/87, with continued pain in spring training...spent first 6 weeks of the season on extended spring training before joining Port Charlotte, 5/15...was sent to Tulsa, 6/22...pitched at La Guaira in the Venezuelan winter league. **1987:** Missed first month with elbow problems...started at Port Charlotte, assigned to Tulsa, 5/22...went to Florida Instructional League, but had more elbow trouble resulting in surgery. **1986:** Started on DL with tendinitis...went to Tulsa and was 0-3 before moving to Salem, 6/4...suffered a laceration on his left hand and missed the remainder of the season. **1985:** Began at Daytona Beach and was assigned to Burlington, 5/12... averaged 7.88 K/9 IP in his minor league career. **PERSONAL:** Played American Legion baseball, but did not play organized ball until his senior year at Plant City H.S. (FL)...played exclusively as an OF, batting .375 and earned team's defensive player of the year...was signed by the Rangers based on arm strength.

#### CAREER PLAYING RECORD

\* Major League All-Star selection, 1995

\* Major League home runs allowed (113): 1995 (16),

YEAR CLUB	W-L	ERA	G	GS	CG	Sho	SV	IP	H	R	ER	BB	SO
1982 Sarasota	0-0	0.00	2	0	0	0	0	3.0	0	0	0	0	4
1983 Sarasota	4-1	2.36	15	6	0	0	1	53.0	40	21	14	20	36
1984 Burlington	4-7	3.98	39	4	1	0	3	93.0	87	52	41	33	93
1985 Daytona Beach	0-1	7.20	6	0	0	0	0	10.0	12	9	8	11	9
Burlington	2-5	2.84	33	4	2	1	4	95.0	67	34	30	61	96
1986 Tulsa-a	0-3	9.91	10	4	0	0	0	26.1	39	30	29	18	23
Salem	2-7	6.27	12	12	0	0	0	66.0	75	54	46	26	46
1987 Tulsa	1-5	5.35	28	6	0	0	2	69.0	80	51	41	35	59
Charlotte	0-3	4.76	5	3	0	0	0	17.0	17	13	9	8	14
1988 Charlotte	2-0	1.27	8	6	0	0	1	35.1	22	8	5	11	26
Tulsa	4-6	4.00	13	13	2	0	0	83.1	73	43	37	34	76
1989 TEXAS	3-4	2.93	73	0	0	0	2	73.2	60	28	24	42	63
1990 TEXAS	10-6	3.13	69	3	0	0	15	97.2	93	40	34	42	74
1991 TEXAS	10-10	5.42	63	9	0	0	5	109.2	121	80	66	61	73
1992 TEXAS	3-6	3.09	+81	0	0	0	6	78.2	80	32	27	26	70
1993 TEXAS	16-10	4.10	35	33	5	0	0	208.1	210	108	95	71	140
1994 TEXAS	11-8	4.46	24	24	6	2	0	167.1	169	93	83	52	120
1995 TEXAS- b	17-7	3.38	31	31	3	1	0	208.0	192	87	78	76	140
1996 YANKEES	12-8	4.68	30	30	2	1	0	179.0	179	97	93	83	92
Minor League Totals	19-38	4.25	171	58	5	1	11	551.0	512	315	260	257	482
Major League Totals	82-59	4.01	406	130	16	4	28	1122.1	1174	565	500	453	772

+ denotes league leader.

Selected by the Rangers in the 1982 June free-agent draft.

a - On disabled list April 12-30, 1986 (laceration on left hand).

b - Signed as a free-agent by the Yankees on 1/4/96.

CLUB	1996						CAREER					
	W-L	ERA	IP	ER	SHO	SV	W-L	ERA	IP	ER	SHO	SV
Baltimore	2-0	3.25	25.0	9	0	0	5-4	4.13	85.0	39	0	1
Boston	0-0	9.00	10.0	10	0	0	8-1	4.03	82.2	37	1	4
Detroit	1-1	5.00	18.0	10	1	0	5-4	4.21	92.0	43	1	5
New York	-	-	-	-	-	-	5-3	4.77	56.2	30	0	4
Toronto	0-0	2.27	4.0	1	0	0	7-3	2.55	95.1	27	0	1
<b>vs East</b>	<b>3-1</b>	<b>4.74</b>	<b>57.0</b>	<b>30</b>	<b>1</b>	<b>0</b>	<b>30-15</b>	<b>3.85</b>	<b>411.2</b>	<b>176</b>	<b>2</b>	<b>15</b>
Chicago	1-0	3.86	14.0	6	0	0	6-4	4.61	91.2	47	0	2
Cleveland	0-1	6.14	10.1	7	0	0	4-6	6.11	70.2	48	0	1
Kansas City	1-0	4.55	6.0	3	0	0	7-8	4.02	80.2	36	0	0
Milwaukee	1-1	3.01	12.0	4	0	0	6-5	3.12	86.2	30	2	1
Minnesota	2-0	1.97	18.1	4	0	0	6-6	3.58	88.0	35	0	3
<b>vs Central</b>	<b>5-2</b>	<b>3.56</b>	<b>60.2</b>	<b>24</b>	<b>0</b>	<b>0</b>	<b>29-29</b>	<b>4.22</b>	<b>417.2</b>	<b>196</b>	<b>2</b>	<b>7</b>
Anaheim	1-3	5.56	26.0	16	0	0	9-4	3.26	118.2	43	0	1
Oakland	2-0	3.14	14.1	5	0	0	10-4	3.69	95.0	39	0	4
Seattle	0-1	11.96	8.1	11	0	0	3-6	5.27	66.2	39	0	1
Texas	1-1	4.97	12.2	7	0	0	1-1	4.97	12.2	7	0	0
<b>vs West</b>	<b>4-5</b>	<b>5.72</b>	<b>61.1</b>	<b>39</b>	<b>0</b>	<b>0</b>	<b>23-15</b>	<b>3.93</b>	<b>293.0</b>	<b>128</b>	<b>0</b>	<b>6</b>
Home	9-5	4.27	109.2	52	1	0	52-28	3.83	604.0	257	3	14
Road	3-3	5.32	69.1	41	0	0	30-31	4.22	518.1	243	1	14
1st Half	6-4	4.25	97.1	46	0	0	41-33	4.42	623.0	306	2	13
2nd Half	6-4	5.18	81.2	47	1	0	41-26	3.50	499.1	194	2	15
Start	12-8	4.68	179.0	93	1	0	61-39	4	819.1	389	4	0
Relief	-	-	-	-	-	-	21-20	3.30	303.0	111	0	28
April	1-0	3.48	10.1	4	0	0	7-8	4.59	117.2	60	0	2
May	2-1	3.57	40.1	16	0	0	18-9	4.05	228.2	103	2	1
June	3-2	4.89	35.0	19	0	0	12-12	4.66	212.1	110	0	8
July	1-2	5.75	36.0	23	0	0	11-9	3.82	195.1	83	1	8
August	3-2	6.25	36.0	25	1	0	17-11	4.36	194.0	94	1	3
Sept/Oct.	2-1	2.53	21.1	6	0	0	17-10	2.61	172.1	50	0	6

#### ROGERS' CAREER BY PARK

PARK	G	W-L-S	ERA	IP	ER	SO	PARK	G	W-L-S	ERA	IP	ER	SO
Bal. (Mem)	5	0-3-0	9.00	10.0	10	9	Chi. (Old)	5	0-0-1	1.69	5.1	1	6
Bal. (Camden)	8	1-0-0	3.81	28.1	12	25	Chi. (New)	9	1-1-0	4.78	32.0	17	18
Bos.	16	4-1-2	3.77	45.1	19	27	Cle. (Mun)	12	1-1-1	5.40	18.1	11	13
Det.	15	2-2-2	5.27	42.2	25	40	Cle. (Jcb)	2	0-1-0	10.0	9.0	10	8
N.Y.	31	11-8-3	4.76	141.2	75	80	K.C.	13	3-4-0	3.44	34.0	13	18
Tor. (Exhib)	2	0-0-0	0.00	2.1	0	3	Mil.	11	2-3-1	3.60	35.0	14	18
Tor. (Dome)	17	2-2-0	2.76	45.2	14	36	Min.	15	2-3-1	3.74	43.1	18	27
<b>EAST</b>	<b>94</b>	<b>20-16-7</b>	<b>4.41</b>	<b>316.0</b>	<b>155</b>	<b>220</b>	<b>CENTRAL</b>	<b>67</b>	<b>9-13-4</b>	<b>4.21</b>	<b>177.0</b>	<b>84</b>	<b>108</b>
Ana.	14	4-3-0	2.45	62.1	17	44	Tex. (Arl)	170	28-17-14	4.03	283.1	127	209
Oak.	16	4-3-2	5.06	42.2	24	21	Tex. (Prk)	31	16-6-0	3.32	216.2	80	153
Sea.	14	1-1-1	4.81	24.1	13	18	<b>WEST</b>	<b>245</b>	<b>53-30-17</b>	<b>3.73</b>	<b>629.1</b>	<b>261</b>	<b>445</b>

#### ALL-STAR GAME RECORD

YEAR CLUB/SITE	W-L	ERA	G	GS	CG	Sho	SV	IP	H	R	ER	BB	SO
1995 AL, Texas	0-0	9.00	1	0	0	0	0	1.0	1	1	1	0	2

#### DIVISION SERIES RECORD

YEAR CLUB/SITE	W-L	ERA	G	GS	CG	Sho	SV	IP	H	R	ER	BB	SO
1996 NYY vs Texas	0-0	9.00	2	1	0	0	0	2.0	5	2	2	2	1

#### LEAGUE CHAMPIONSHIP SERIES RECORD

YEAR CLUB/SITE	W-L	ERA	G	GS	CG	Sho	SV	IP	H	R	ER	BB	SO
1996 NYY vs Baltimore	0-0	12.00	1	1	0	0	0	3.0	5	4	4	2	3

#### WORLD SERIES RECORD

YEAR CLUB/SITE	W-L	ERA	G	GS	CG	Sho	SV	IP	H	R	ER	BB	SO
1996 NYY vs Atlanta	0-0	22.50	1	1	0	0	0	2.0	5	5	5	2	0

#### ROGERS' CAREER FIELDING NUMBERS

POSITION	G	PO	A	E	TC	DP	.PCT
Pitcher	406	68	224	19	311	14	.939

#### ROGERS' BESTS

SEASON	GAME
WINS .....	17 (1995)
ERA .....	2.93 (1989)
IP .....	208.1 (1993)
SO .....	140, 2x (1995)
WIN STREAK .....	7 gms (1995)
LOW-HIT CG .....	0, 7/28/94, v CAL
IP (starter, RS) ..	9.0, last on 8/11/96 v DET
IP (starter, PS) .....	3.0, 10/12/96 at BAL
IP (relief) .....	4.0, last on 6/13/91 v CWS
SO .....	10, 7/8/93 @ Tor
BB .....	7, 5/18/91, v Bos

## RUMER, TIMOTHY DAY (Tim) LHP

#58

6-3, 198. Born 8/8/69 in Philadelphia, PA. Opening Day Age: 27. Resides in Princeton, NJ. BL. TL. College: Duke University. Married: Pamela, 11/16/96



**MAJOR LEAGUE SERVICE:** None.

**CONTRACT STATUS:** Signed through the 1997 season.

**1996 SEASON:** Returned to the Yankees after appearing for Texas in spring training (Rule 5 draft)...opened the season at Double-A Norwich, where he went 2-1 in 6 appearances before being promoted to Triple-A Columbus...was on Clippers DL from 5/18-6/1 with inflammation in his pitching shoulder...reaggravated the shoulder after pitching 4 innings in his 6/1 start...returned to the Clippers on 6/18 and posted a 2-0 record with a 3.19 ERA in 9 appearances, including starts in his final 5 games of the season...named IL Pitcher of the Week, 8/26-9/2...earned the win in each of the Clippers post-season clinchers, 9/7 vs Norfolk and 9/14 vs Rochester (13IP, 3BB 13K). **1995:** Led the Clippers with 10 wins, 110 strikeouts, 25 starts, 76 walks, 156 hits and 98 runs allowed...ranked 4th in the IL in strikeouts and was 2nd on the club with 141.1IP...opened the season 3-0 in his first 4 starts, but would drop his next 4 of 5 decisions before winning the next 5 of 6...appeared in relief 3 times to open June (1-0, 7.50 ERA, 6IP)...fanned a season-high 8 batters 3 times...established franchise record with 16 HB...selected by Texas in the Rule 5 draft on 12/4/95 and returned to the Yankees 3/14/96 following 2 spring-training appearances for Texas. **1994:** Eastern League Pitcher of the Week, 5/16-5/22...Eastern League: 3rd ERA (3.11), 4th walks (75)...Yankees' minor leagues: 5th strikeouts (130), 6th IP (150.2), 7th ERA (3.11). **1993:** Missed the season due to a sprained left elbow. **1992:** Had 12 strikeouts in 6 IP vs Lynchburg on 7/18...played for Aragua in the Venezuelan Winter League. **PERSONAL:** Was signed by Jeff Taylor...graduated from Princeton (NJ) H.S., where he played baseball, basketball and football.

### CAREER PLAYING RECORD

YEAR CLUB	W-L	ERA	G	GS	CG	Sho	SV	IP	H	R	ER	BB	SO
1990 Tampa (GCL)	6-3	1.70	12	12	2	0	0	74.0	34	23	14	21	88
1991 Ft. Lauderdale	10-7	2.89	24	23	3	2	0	149.1	125	59	48	49	112
1992 Prince William	10-7	3.59	23	23	1	0	0	128.0	122	61	51	34	105
Columbus	0-0	0.00	1	1	0	0	0	1.0	0	0	0	0	1
1993	On disabled list for the 1993 season.												
1994 Albany-Colonie	8-10	3.11	25	25	2	1	0	150.2	127	61	52	75	130
1995 Columbus	10-8	5.22	28	25	0	0	0	141.1	156	98	82	76	110
1996 Tampa (GCL)	0-0	0.00	2	1	0	0	0	8.0	1	0	0	2	15
Norwich	3-1	2.25	8	7	0	0	0	40.0	32	12	10	18	44
Columbus	3-1	2.72	12	8	0	0	0	49.2	39	20	15	14	35
<b>Minor League Totals</b>	<b>50-37</b>	<b>3.30</b>	<b>135</b>	<b>125</b>	<b>8</b>	<b>3</b>	<b>0</b>	<b>742.0</b>	<b>636</b>	<b>334</b>	<b>272</b>	<b>288</b>	<b>640</b>

Selected by New York (AL) in the 8th round of the June 1990 free-agent draft.

## SOJO, LUIS (Luis) INF

#19

5-11, 175. Born 1/3/66 in Barquisimeto, Venezuela. Opening Day Age: 31. Resides in Barquisimeto, Venezuela. BR. TR. Married: Zulima. Child: LesLuis



**MAJOR LEAGUE SERVICE:** 5 years, 52 days.

**CONTRACT STATUS:** Signed a one-year Major-League contract on January 9, 1997.

**1996 SEASON:** Hit .220 with 1 HR and 21 RBI in '96...hit .275 with 5 RBI for the Yankees...played in 18 games for the Yankees, started 11 games (8 at 2b, 1 at SS, 2 at 3b)...was acquired by the Yankees after Seattle put him on outright waivers on 8/22...had 13 multi-hit games this season, including two 3-hit games and a career-high 5-hit game on 6/28 @ Tex...hit his only HR on 6/29 vs Tex @ Sea...hit .400 (4-for-10) with 1 RBI appearing in 10 post-season games and hit

.600 (3-for-5) with 1 RBI in the World Series. **1995:** Made 70 starts at shortstop, 17 at second base and 5 in left field...hit in 9 straight games from 5/12-22...raised his BA from .278 to .340 during the streak going 12-for-32 (.375)...finished May hitting .304 in 25 games, 21 starts...was placed on the 15-day D.L. with a strained trapezius muscle, 6/7...was reinstated on 6/23...was 4-for-33 (.121) to drop BA to .267 after first 5 games back from the D.L...had 4 RBI and hit his third HR on 7/25 vs. Mil...began August with a 6-game hitting streak, including his 4th HR on 8/4 at Oak...raised his BA 28 points (.268 to .296) from 8/1 to 9/25...was 4-for-5 with his 7th HR and a career-high 6 RBI on 9/20 vs. Texas...hit 2-out bases-loaded double off Langston in the 7th inning of a one-game playoff vs. Cal which the Mariners won to capture the A.L. West pennant...was 10-for-40 with 2 doubles and 4 RBI in the post season. **1994:** Hit .321 as a non-roster invitee in Spring Training and was the last position player to be re-assigned to Calgary before the start of the season...homered in his first game at Edminton, 4/8...hit in first nine games and went 4-for-6 with 3 RBI on 4/17 vs. Las Vegas...was purchased by Seattle on 5/6 and started at second base that night at Det...after a 1-for-11 start, he went 13-for-28 over a six game stretch to raise his BA to .359...hit his 1st career grand slam in a 13-2 win vs. Texas on 5/21 off Darren Oliver...homered in back-to-back games vs. Toronto, 6/3-4...batted .313 (10-for-32) in July and .353 (12-for-34) in August...hit .333 (15-for-45) vs. LHP...started 36 games at second base and 15 games at shortstop...played winter ball for Lara and won his 4th Venezuelan League batting crown (.376, 74-for-197). **1993:** Played in just 7 games with Toronto before being placed on the D.L., 5/10, with a pulled left rib cage muscle...was reinstated 5/30...batted .115 (3-for-26) in 12 games and was optioned to Syracuse, 7/5. **1992:** Began the season at Edminton, but was recalled to California on 5/22...was hitting .302 on 8/28 before going 20-for-103 (1.94) to end the season...batted .356 (32-for-90) with MISP...was traded back to Toronto for INF Kelly Gruber and cash on 12/8. **1991:** In his 1st full season in the majors led the A.L. with 19 sac hits and trailed only Pittsburgh's Jay Bell (30) in the Majors...suffered a mild concussion and was hospitalized overnight after being hit by a Dan Gakeler pitch on 6/20 at Det...hit .285 (55-for-193) after the All-Star break. **1990:** Began the season at Syracuse and was named MVP of the International League All-Star Game...led the league in sac flies (10), despite playing just 75 games...was promoted to Toronto on 7/14...made his Major-League debut 7/14 vs. Cal and recorded his 1st M.L. hit off Brian Harvey...hit 1st M.L. HR and recorded a career-high 5 RBI on 8/31 at Cle...was traded to Cal on 12/2 with OF Junior Felix and C Ken Rivers for OF Devon White and pitchers Willie Fraser and Marcus Moore. **1989:** led all I.L. shortstops in fielding (.957) and ranked 2nd in assists (347). **1988:** Was named team MVP for Myrtle Beach after leading South Atlantic League in ABs (536) and hits (155)...ranked 3rd in runs (83), 4th in games (135) and 5th in total bases (202)...was named to S.A.L. All-Star team. **1987:** Spent the season in Myrtle Beach. **1986:** Spent his 1st professional season in the Dominican Summer League. **PERSONAL:** Was signed as a free agent by Toronto on January 3, 1986.

### CAREER PLAYING RECORD

YEAR	CLUB	AVG	G	AB	R	H	2B	3B	HR	RBI	BB	SO	SB
1987	Myrtle Beach	.211	72	223	23	47	5	4	2	15	17	18	5
1988	Myrtle Beach	.289	135	+536	83	+155	22	5	5	56	35	35	14
1989	Syracuse	.276	121	482	54	133	20	5	3	54	21	42	9
1990	Syracuse	.296	75	297	38	88	12	3	6	25	14	23	10
	TORONTO-a	.225	33	80	14	18	3	0	1	9	5	5	1
1991	CALIFORNIA	.258	113	364	38	94	14	1	3	20	14	26	4
1992	Edmonton	.297	37	145	22	43	9	1	1	24	9	17	4
	CALIFORNIA-b	.272	106	368	37	100	12	3	7	43	14	24	7
1993	Syracuse	.218	43	142	17	31	7	2	1	12	8	12	2
	TORONTO-c	.170	19	47	5	8	2	0	0	6	4	2	0
1994	Calgary	.324	24	102	19	33	9	3	1	18	10	7	5
	SEATTLE-d,e	.277	63	213	32	59	9	2	6	22	8	25	2
1995	SEATTLE-f	.289	102	339	50	98	18	2	7	39	23	19	4
1996	SEATTLE-g	.211	77	247	20	52	8	1	1	16	10	13	2
	YANKEES	.275	18	40	3	11	2	0	0	5	1	4	0
<b>Minor League Totals</b>		<b>.275</b>	<b>507</b>	<b>1927</b>	<b>256</b>	<b>530</b>	<b>64</b>	<b>23</b>	<b>19</b>	<b>204</b>	<b>114</b>	<b>154</b>	<b>49</b>
<b>Major League Totals</b>		<b>.259</b>	<b>531</b>	<b>1698</b>	<b>199</b>	<b>440</b>	<b>68</b>	<b>9</b>	<b>25</b>	<b>160</b>	<b>79</b>	<b>118</b>	<b>20</b>

+ denotes league leader.

Signed by Toronto as a free agent on January 3, 1986.

a - Traded to California with OF Junior Felix and a player to be named later (C Ken Rivers) for OF Devon White, RHP Willie Fraser and a player to be named later (RHP Marcus Moore), December 2, 1990.

b - Traded to Toronto for INF Kelly Gruber and cash, December 8, 1992.

c - On 15-day disabled list with a pulled left rib cage muscle, May 10-30, 1993.

d - Signed by Seattle as a free agent, January 10, 1994.

e - Re-signed with Seattle as a free agent, December 19, 1994.

f - On 15-day disabled list with a strained right trapezius muscle, June 8-23, 1995.

g - Acquired by New York (AL) from Seattle off outright waivers, August 22, 1996.

#### SOJO CAREER BY PARK

PARK	AVG	AB	H	HR	RBI	PARK	AVG	AB	H	HR	RBI
Bal. (Memorial)	.231	26	6	0	0	Chi. (Old)	.000	2	0	0	0
Bal. (Camden)	.286	42	12	0	2	Chi. (New)	.187	75	14	0	3
Bos.	.322	59	19	0	2	Cle. (Municipal)	.281	32	9	2	6
Def.	.301	63	19	1	6	Cle. (Jacobs)	.130	23	3	0	0
N.Y.	.375	72	27	2	14	K.C.	.333	72	24	0	8
Tor. (Exhibition)	-	-	-	-	-	Mil.	.347	72	25	2	8
Tor. (SkyDome)	.178	56	10	6	6	Min.	.264	87	23	2	7
<b>EAST</b>	<b>.292</b>	<b>318</b>	<b>93</b>	<b>3</b>	<b>30</b>	<b>CENTRAL</b>	<b>.286</b>	<b>363</b>	<b>98</b>	<b>6</b>	<b>32</b>
Ana.	.262	423	111	4	35	Tex. (Arlington)	.267	30	8	0	1
Oak.	.218	55	12	1	3	Tex. (Ballpark)	.309	55	17	1	4
Sea.	.222	454	101	10	52	<b>WEST</b>	<b>.245</b>	<b>1017</b>	<b>249</b>	<b>16</b>	<b>98</b>

#### DIVISION SERIES RECORD

YEAR	Club/Opponent	AVG	G	AB	R	H	2B	3B	HR	RBI	BB	SO	SB
1995	SEATTLE vs NYY	.250	5	20	0	5	0	0	0	3	0	3	0
1996	NY Yankees vs Texas	.000	2	0	0	0	0	0	0	0	0	0	0
<b>Division Series Totals</b>		<b>.250</b>	<b>7</b>	<b>20</b>	<b>0</b>	<b>5</b>	<b>0</b>	<b>0</b>	<b>0</b>	<b>3</b>	<b>0</b>	<b>3</b>	<b>0</b>

#### LEAGUE CHAMPIONSHIP SERIES RECORD

YEAR	Club/Opponent	AVG	G	AB	R	H	2B	3B	HR	RBI	BB	SO	SB
1995	SEATTLE vs Cle	.250	6	20	0	5	2	0	0	1	0	2	0
1996	NY Yankees vs Baltimore	.200	3	5	0	1	0	0	0	0	0	1	0
<b>LCS Totals</b>		<b>.240</b>	<b>9</b>	<b>25</b>	<b>0</b>	<b>6</b>	<b>2</b>	<b>0</b>	<b>0</b>	<b>1</b>	<b>0</b>	<b>3</b>	<b>0</b>

#### WORLD SERIES RECORD

YEAR	Club/Opponent	AVG	G	AB	R	H	2B	3B	HR	RBI	BB	SO	SB
1996	NY Yankees vs Atlanta	.600	5	5	0	3	1	0	0	1	0	0	0

#### SOJO'S CAREER FIELDING NUMBERS

POSITION	G	PO	A	E	TC	DP	.PCT
Second base	326	586	865	29		207	.980
Third base	52	33	85	8		8	.937
Shortstop	147	199	344	13		70	.977
Outfield	12	20	2	1		0	.957

#### 1996

#### CAREER

CLUB	AB	H	HR	RBI	.AVG	AB	H	HR	RBI	.AVG
Baltimore	9	2	0	2	.222	121	33	0	6	.273
Boston	24	5	0	1	.208	112	27	0	3	.241
Detroit	12	3	0	1	.250	125	28	2	13	.224
New York	10	2	0	0	.200	111	36	2	18	.324
Toronto	26	5	0	2	.192	91	22	2	8	.242
<b>vs East</b>	<b>81</b>	<b>17</b>	<b>0</b>	<b>6</b>	<b>.210</b>	<b>560</b>	<b>146</b>	<b>6</b>	<b>48</b>	<b>.261</b>
Chicago	23	3	0	3	.130	136	29	0	9	.213
Cleveland	23	2	0	0	.087	136	31	2	10	.228
Kansas City	21	3	0	0	.143	129	39	2	21	.302
Milwaukee	36	14	0	5	.389	114	36	3	16	.316
Minnesota	13	3	0	0	.231	143	32	2	7	.224
<b>vs Central</b>	<b>116</b>	<b>25</b>	<b>0</b>	<b>8</b>	<b>.216</b>	<b>658</b>	<b>167</b>	<b>9</b>	<b>63</b>	<b>.254</b>
Anaheim	27	4	0	3	.148	108	26	2	15	.241
Oakland	24	3	0	1	.125	127	25	2	8	.197
Seattle	7	2	0	0	.286	94	20	1	3	.213
Texas	32	12	1	3	.375	161	56	5	23	.348
<b>vs West</b>	<b>90</b>	<b>21</b>	<b>1</b>	<b>7</b>	<b>.233</b>	<b>490</b>	<b>127</b>	<b>10</b>	<b>49</b>	<b>.259</b>
Home	149	27	1	13	.181	814	193	12	89	.237
Road	138	36	0	8	.261	884	247	13	91	.279
1st Half	182	42	1	11	.231	800	199	12	69	.249
2nd Half	105	21	0	10	.200	898	241	13	91	.268
vs RHP	178	41	0	10	.230	1174	299	17	108	.255
vs LHP	109	22	1	11	.202	524	141	8	52	.269
Pinch-hit	9	0	0	0	.000	22	3	0	1	.136
Des.hitter	-	-	-	-	-	8	1	0	0	.125
April	60	18	0	7	.300	128	35	0	13	.273
May	54	9	0	0	.167	271	67	4	19	.167
June	51	12	1	4	.235	291	66	6	30	.227
July	59	10	0	5	.169	360	99	4	33	.275
August	36	6	0	0	.167	362	96	7	32	.265
Sept/Oct.	27	8	0	5	.296	286	77	4	32	.269

#### SOJO'S BESTS

##### SEASON

AVG	.289 (1995)
H	100 (1992)
HR	7, 2x (1992, 95)
RBI	43 (1992)
HIT STREAK	9, 2x (1992, 95)

##### GAME

H	5, 6/28/96 vs TEX
HR	1 (25x), last on 6/29/96 vs TEX
RBI	6, 9/20/95 vs TEX
RUNS	3 (2x), last on 5/24/95 vs BOS
SB	2, 5/29/95 vs NYY

**SPENCER, MICHAEL SHANE (Shane)**  
OF

#60

5-11, 210. Born 2/20/72 in Key West, FL. Opening Day  
Age: 25. Resides in El Cajon, CA. BR. TR.

**MAJOR LEAGUE SERVICE:** None.

**CONTRACT STATUS:** Signed through the 1997 season.

**1996 SEASON:** Led all Yankee minor leaguers with 32 HR in his 1st year in Double-A...ranked among organizational leaders with 95 RBI (3rd), 77 R (4th), 135 games played (4th) and 125 H (8th)...32 HR was T9th among all minor leaguers (T3rd among all Double-A hitters) and 89 RBI was 12th in the minors...homered in 4 straight games for Norwich, 6/26-29...tallied 7 HR and 12 RBI in 6 games, 6/26-7/2...was promoted to Columbus 8/25 and appeared in 9 games for the Clippers, hitting safely in each game...batted .355 with 3 HR and 6 RBI in his 1st Triple-A stint...became the 500th player ever to appear in a Columbus Clipper uniform...appeared in 12 games at 1b, his first professional action not appearing in the OF...led all outfielders in the Yankee organization with 12 assists. **1995:** Florida State League MVP, NASPBL FSL Player of the Year, FSL Player of the Week (6/5-6/11, 6/26-7/2), T9th in Class A with 150 hits, 15th in Class A with 235 total bases, 4th in the organization with .300 BA and second with 88 RBI. **1993:** Yankees' minor leagues: T2nd doubles (35), 2nd runs (89). 1993 South Atlantic League: T3rd doubles (35), 4th runs (89). **PERSONAL:** Was signed by Tim Schmidt...graduated from Granite Hills H.S. (CA).



**CAREER PLAYING RECORD**

YEAR	CLUB	AVG	G	AB	R	H	2B	3B	HR	RBI	BB	SO	SB
1990	Tampa (GCL)	.184	42	147	20	27	4	0	0	7	20	23	11
1991	Tampa (GCL)	.306	41	160	25	49	7	0	0	30	14	19	9
	Oneonta	.245	18	53	10	13	2	1	0	3	10	9	2
1992	Greensboro	.287	83	258	43	74	10	2	3	27	33	37	8
1993	Greensboro	.269	122	431	89	116	35	2	12	80	52	62	14
1994	Tampa (FSL)	.290	90	334	44	97	22	3	8	53	30	53	5
1995	Tampa (FSL)	.300	134	500	87	150	31	3	16	88	61	60	14
1996	Norwich	.253	126	450	70	114	19	0	29	89	68	99	4
	Columbus	.355	9	31	7	11	4	0	3	6	5	5	0
<b>Minor League Totals</b>		<b>.275</b>	<b>665</b>	<b>2364</b>	<b>395</b>	<b>651</b>	<b>134</b>	<b>11</b>	<b>71</b>	<b>383</b>	<b>293</b>	<b>367</b>	<b>66</b>

Selected by New York (AL) in the 28th round of the June 1990 free-agent draft.

**STANTON, MICHAEL WILLIAM (Mike)**  
LHP

#29

6-1, 215. Born 6/2/67 in Houston, TX. Opening Day  
Age: 29. Resides in Houston, TX. BL. TL. Married:  
Debbie. Children: William (9/16/92), Michael (6/20/94),  
Karli Marie (7/15/95), Mitchell and Cameron. College:  
Alvin Community College (TX).

**MAJOR LEAGUE SERVICE:** 6 years, 158 days.

**CONTRACT STATUS:** Signed a 3-year contract on December 11, 1996. Contract extends through the 1999 season.

**1996 SEASON:** Combined to go 4-4 with a 3.68 ERA in 81 appearances with Boston and Texas...set career highs in appearances (81), strikeouts (60) and innings pitched (78.2)...was acquired from Boston by the Rangers with a player to be named later for RHPs Mark Brandenburg and Kerry Lacyon, 7/31...allowed a run in 4 of 22 appearances for the Rangers, allowed 2 of 18 inherited runners to score and retired 17 of 20 1st batters...gave up 5 ER in first 3.2 IP with Texas, but allowed only 1 ER in his next 16.1 IP, lowering his ERA from 4.35 to 3.54...pitched 12.1 scoreless innings from 8/23-9/19...for the Red Sox he was 4-3 with a 3.83 ERA in 59



appearances...allowed 16 of 59 inherited runners to score and 1st batters went 17-for-51 (.333)...earned only save on 6/6 vs CWS (1-for-5 in save attempts for Boston)...permitted just 3 ER in 19.1 IP after posting an 11.05 ERA in his first 6.1 IP...allowed 7 ER in 14.2 IP in his 1st 14 games and then pitched 13.2 scoreless innings in his next 12 games, lowering his ERA to 3.17...was 0-1 in 3 appearances vs the Yankees in the Division Series (3.1IP, 1ER)...his 5th trip to the post season in the past 6 years. **1995:** Acquired from Atlanta 7/31 for a player to be named later (deal was completed on 8/31 when OF Marc Lewis and RHP Mike Jacobs were sent to Atlanta for RHP Matt Murray)...pitched in Game 1 of the Division Series vs. Cle (2.1IP, 1H, 0R, 4K)...set a record in his Red Sox debut becoming the 24th pitcher to appear in a game in a 13-3 win at Det, 8/1 (1IP, 3H, 2ER, 1BB)...did not give up a run in 7 straight appearances after posting a 9.64 ERA in his first 5 in Boston...earned his first career A.L. win on 8/23 @ Cal retiring all four batters he faced (3K)...finished 12 of the 22 games in which he appeared...LH hitters hit .160 (4-for-25), RH hitters hit .255 (13-for-51)...overall opponents hit .224 (17-for-76)...stranded 12 of 15 inherited runners (80%) and held the lead or tie 11 of 12 times (92%). **1994:** Mainly used as setup man for Atlanta, had his best ERA (3.55) since 1991 in 49 appearances...struckout 4 of 6 batters faced vs. Chi, 5/29 to tie career high set twice previously...did not allow a run in a career-high 4IP to earn a 9-8 win over Phi, 5/10...recorded his first save since 7/31/93 at Cin, 5/18...in 12 July appearances recorded a 0.93 ERA...in 15 day games during the season he posted a 1.93 ERA (14IP)...led Atlanta pitchers with 5 pickoffs...went 2-for-3 as a batter to bring his lifetime BA to .545 (6-for-11). **1993:** Awarded the closer spot at the beginning of the season and had 27 saves by 7/31 setting a Braves' record for LHPs (Gene Garber's 30 saves in 1982 are franchise high)...pitched in one game of the N.L.C.S. vs. Phi (1IP, 1H, 0ER, 1BB, 5K)...won N.L. Rolands Relief Man of the Month award for May with 10 saves in 11 chances...had 18 straight saves from 8/16/92-5/23/93 before blowing a save 5/27 @ Cin...pitched with a broken right thumb the last three weeks after being hit by a Derek Bell line drive...first batters hit .167 (9-for-54). **1992:** Recorded 8 saves in 65 appearances...allowed only 1ER in his final 19 appearances...did not give up a HR in his final 29 games...4-0, 2.09 ERA with 3 saves after 7/4 lowering his ERA to 4.10 from 7.20...recorded 8 saves in 11 chances and held 1st batters to a .237 BA (14-59)...made 5 appearances in N.L.C.S. vs. Pitt (4.1IP, 2H, 1R, 0ER, 2BB, 5K)...his 5 appearances tied an N.L.C.S. record (Phillies' McGraw '80, Cards' Dayley '85, Blue Jays' Acker '89)...had 5 shutout innings over 4 appearances in the World Series (3H, 2BB, 1K)...saved Game 5 in Toronto in relief of Smoltz (3IP, 1H, 1K). **1991:** Ranked 3rd in the NL and set a Braves' record with 74 appearances...allowed only 14ER in 48 appearances after 6/18 (3-4, 2.32, 6 saves)...allowed 15 of 57 inherited runners to score and 1st batters hit .167 (11-for-66)...finished in 8th place in the Rookie of the Year voting...made 3 appearances in the N.L.C.S. vs. Pitt (3.2IP, 4H, 1R, 1ER, 3BB, 3K)...was 1-0 in the World Series in 5 appearances vs. Min (7.1IP, 5H, 2BB, 7K)...retired all 5 batters he faced in Game 5 and recorded the win. **1990:** Made 7 appearances in April due to shoulder problems...went on the D.L. 4/27...while on rehab assignment in Double-A Greenville he experienced more discomfort in the shoulder...transferred to the 60-day D.L. after a torn labrum was discovered and underwent arthroscopic surgery on 6/13. **1989:** Pitched for Greenville and Richmond before being called up to Atlanta on 8/24...set a Southern League record with 11 saves in 11 straight chances, while getting a save in his last 15 tries in Greenville...promoted to Richmond 7/27, where he went 8-for-8 in save opportunities and did not allow a run in 20IP...with Atlanta he had 10.1 scoreless innings in his first 9 games...recorded 7 saves in 8 opportunities with Atlanta...allowed 5 of 17 inherited runners to score with Atlanta. **1988:** appeared in 30 games at Burlington and 2 at Durham...4th in the Midwest League with 160K...threw a 7-inning, 1-hitter vs. Beloit, 8/1...led Burlington in wins (11) and IP (154). **1987:** Began pro career at Pulaski (A) with 82K in 83.1IP. **PERSONAL:** Selected by Atlanta in the 13th round of the June 1987 draft...graduated from Midland H.S. (TX) where he played baseball, basketball and football... named to All-District Team...attended Alvin Community College (TX).

### CAREER PLAYING RECORD

\* Major League home runs allowed (36): 1996 (11).

YEAR CLUB	W-L	ERA	G	GS	CG	Sho	SV	IP	H	R	ER	BB	SO
1987 Pulaski	4-8	3.24	15	13	3	2	0	83.1	64	37	30	42	82
1988 Burlington	11-5	3.62	30	23	1	1	0	154.0	154	86	62	69	160
Durham	1-0	1.46	2	2	1	1	0	12.1	14	3	2	5	14
1989 Greenville	4-1	1.58	47	0	0	0	19	51.1	32	10	9	31	54
Richmond	2-0	0.00	13	0	0	0	8	20.0	6	0	0	13	20
ATLANTA	0-1	1.50	20	0	0	0	7	24.0	17	4	4	8	27
1990 Greenville	0-1	1.59	4	4	0	0	0	5.2	7	1	1	3	7
ATLANTA-a	0-3	18.00	7	0	0	0	2	7.0	16	16	14	4	7
1991 ATLANTA	5-5	2.88	74	0	0	0	7	78.0	62	27	25	21	54

1992 ATLANTA	5-4	4.10	65	0	0	0	8	63.2	59	32	29	20	44
1993 ATLANTA	4-6	4.67	63	0	0	0	27	52.0	51	35	27	29	43
1994 ATLANTA-b	3-1	3.55	49	0	0	0	3	45.2	41	18	18	26	35
1995 ATLANTA	1-1	5.59	26	0	0	0	1	19.1	31	14	12	6	13
BOSTON-c	1-0	3.00	22	0	0	0	0	21.0	17	9	7	8	10
1996 BOSTON	4-3	3.83	59	0	0	0	1	56.1	58	24	24	23	46
TEXAS-d,e	0-1	3.22	22	0	0	0	0	22.1	20	8	8	4	14
<b>Minor League Totals</b>	<b>22-15</b>	<b>2.87</b>	<b>111</b>	<b>42</b>	<b>5</b>	<b>4</b>	<b>34</b>	<b>326.2</b>	<b>277</b>	<b>137</b>	<b>104</b>	<b>163</b>	<b>337</b>
<b>AL Totals</b>	<b>5-4</b>	<b>3.52</b>	<b>103</b>	<b>0</b>	<b>0</b>	<b>0</b>	<b>1</b>	<b>99.2</b>	<b>95</b>	<b>41</b>	<b>39</b>	<b>35</b>	<b>70</b>
<b>NL Totals</b>	<b>18-21</b>	<b>4.01</b>	<b>304</b>	<b>0</b>	<b>0</b>	<b>0</b>	<b>55</b>	<b>289.2</b>	<b>277</b>	<b>146</b>	<b>129</b>	<b>114</b>	<b>223</b>
<b>Major League Totals</b>	<b>23-25</b>	<b>3.88</b>	<b>407</b>	<b>0</b>	<b>0</b>	<b>0</b>	<b>56</b>	<b>389.1</b>	<b>372</b>	<b>187</b>	<b>168</b>	<b>149</b>	<b>293</b>

Selected by Atlanta in the 13th round of the June 1987 free-agent draft.

a - On disabled list April 27, 1990 through the end of the season.

b - Granted free agency on December 23, 1994.

c - Traded to Boston on July 31, 1995 from Atlanta for a payer to be named later. Deal was completed August 31 when Boston sent OF Marc Lewis and RHP Mike Jacobs to Atlanta for RHP Matt Murray.

d - Traded to Texas on July 31, 1996 from Boston for RHPs Mark Brandenburg and Kerry Lacy.

e - Signed by New York as a free agent on December 11, 1996

CLUB	1996						CAREER					
	W-L	ERA	IP	ER	SHO	SV	W-L	ERA	IP	ER	SHO	SV
Baltimore	0-1	5.40	6.2	4	0	0	0-1	5.19	8.2	5	0	0
Boston	-	-	-	-	-	-	-	-	-	-	-	-
Detroit	0-0	0.00	6.1	0	0	0	0-0	1.93	9.1	2	0	0
New York	0-0	5.40	5.0	3	0	0	0-0	4.70	7.2	4	0	0
Toronto	0-0	1.50	6.0	1	0	0	0-0	3.24	8.1	3	0	0
<b>vs East</b>	<b>0-1</b>	<b>3.00</b>	<b>24.0</b>	<b>8</b>	<b>0</b>	<b>0</b>	<b>0-1</b>	<b>3.71</b>	<b>34.0</b>	<b>14</b>	<b>0</b>	<b>0</b>
Chicago	0-0	5.63	8.0	5	0	1	0-0	5.63	8.0	5	0	1
Cleveland	0-2	5.19	8.2	5	0	0	0-2	4.66	9.2	5	0	0
Kansas City	0-0	1.42	6.1	1	0	0	0-0	1.42	6.1	1	0	0
Milwaukee	0-0	1.69	5.1	1	0	0	0-0	1.04	8.2	1	0	0
Minnesota	0-0	0.00	7.0	0	0	0	0-0	0.00	7.0	0	0	0
<b>vs Central</b>	<b>0-2</b>	<b>3.05</b>	<b>35.1</b>	<b>12</b>	<b>0</b>	<b>1</b>	<b>0-2</b>	<b>2.75</b>	<b>39.2</b>	<b>12</b>	<b>0</b>	<b>1</b>
Anaheim	0-1	3.86	4.2	2	0	0	1-1	2.70	6.2	2	0	0
Oakland	1-0	1.93	4.2	1	0	0	1-0	1.59	5.2	1	0	0
Seattle	0-0	4.15	4.1	2	0	0	0-0	3.38	8.0	3	0	0
Texas	3-0	11.12	5.2	7	0	0	3-0	11.12	5.2	7	0	0
<b>vs West</b>	<b>4-1</b>	<b>5.58</b>	<b>19.1</b>	<b>12</b>	<b>0</b>	<b>0</b>	<b>5-1</b>	<b>4.28</b>	<b>26.0</b>	<b>13</b>	<b>0</b>	<b>0</b>
Home	3-2	4.01	33.2	15	0	1	14-10	3.33	202.2	75	0	27
Road	1-2	3.40	45.0	17	0	0	9-15	4.48	186.2	93	0	29
1st Half	4-2	3.42	50.0	19	0	1	17-15	4.48	205.0	102	0	34
2nd Half	0-2	4.08	28.2	13	0	0	6-10	3.22	184.1	66	0	22
Start	-	-	-	-	-	-	-	-	-	-	-	-
Relief	4-4	3.66	78.2	32	0	1	23-25	3.88	389.1	168	0	56
April	1-1	7.15	11.1	9	0	0	3-6	5.66	55.2	35	0	11
May	1-0	1.88	14.1	3	0	0	3-3	4.41	65.1	32	0	14
June	2-1	3.44	18.1	7	0	1	9-5	4.52	63.2	32	0	7
July	0-1	3.65	12.1	5	0	0	2-3	3.11	55.0	19	0	9
August	0-0	3.68	14.2	6	0	0	1-2	3.82	73.0	31	0	7
Sept/Oct.	0-1	2.35	7.2	2	0	0	5-6	2.23	76.2	19	0	8

#### STANTON CAREER BY PARK

PARK	G	W-L-S	ERA	IP	ER	SO	PARK	G	W-L-S	ERA	IP	ER	SO
Bal. (Mem)	-	-	-	-	-	-	Chi. (Old)	-	-	-	-	-	-
Bal. (Camden)	7	0-0-0	2.35	7.2	2	4	Chi. (New)	2	0-0-0	0.00	2.0	0	1
Bos.	35	3-2-1	3.48	31.0	12	18	Cle. (Mun)	-	-	-	-	-	-
Det.	6	0-0-0	3.00	6.0	2	3	Cle. (Jcb)	5	0-1-0	9.00	4.0	4	2
N.Y.	3	0-0-0	2.70	3.1	1	2	K.C.	4	0-0-0	0.00	4.0	0	3
Tor. (Exhib)	-	-	-	-	-	-	Mil.	5	0-0-0	2.08	4.1	1	4
Tor. (Dome)	6	0-0-0	3.80	7.1	3	7	Min.	4	0-0-0	0.00	5.1	0	3
<b>EAST</b>	<b>57</b>	<b>3-2-1</b>	<b>3.27</b>	<b>55.1</b>	<b>20</b>	<b>34</b>	<b>CENTRAL</b>	<b>20</b>	<b>0-1-0</b>	<b>2.33</b>	<b>19.2</b>	<b>5</b>	<b>13</b>
Ana.	4	1-1-0	4.50	4.0	2	6	Tex. (Ari)	-	-	-	-	-	-
Oak.	3	0-0-0	0.00	3.2	0	5	Tex. (Prk)	14	1-0-0	7.30	12.1	10	8
Sea.	5	0-0-0	3.86	4.2	2	4	<b>WEST</b>	<b>26</b>	<b>2-1-0</b>	<b>5.11</b>	<b>24.2</b>	<b>14</b>	<b>23</b>

#### DIVISIONAL SERIES RECORD

YEAR Club/Opponent	W-L	ERA	G	GS	CG	Sho	SV	IP	H	R	ER	BB	SO
1995 BOSTON vs Cle	0-0	0.00	1	0	0	0	0	2.1	1	0	0	0	4
1996 TEXAS vs NYY	0-1	2.70	3	0	0	0	0	3.1	2	2	1	3	3
<b>Division Series Totals</b>	<b>0-1</b>	<b>1.59</b>	<b>4</b>	<b>0</b>	<b>0</b>	<b>0</b>	<b>0</b>	<b>5.2</b>	<b>3</b>	<b>2</b>	<b>1</b>	<b>3</b>	<b>7</b>

#### LEAGUE CHAMPIONSHIP RECORD

YEAR Club/Opponent	W-L	ERA	G	GS	CG	Sho	SV	IP	H	R	ER	BB	SO
1991 ATLANTA vs Pitt	0-0	2.45	3	0	0	0	0	3.2	4	1	1	3	3
1992 ATLANTA vs Pitt	0-0	0.00	5	0	0	0	0	4.1	2	1	0	2	5
1993 ATLANTA vs Phi	0-0	0.00	1	0	0	0	0	1.0	1	0	0	1	0
<b>LCS Totals</b>	<b>0-0</b>	<b>1.00</b>	<b>9</b>	<b>0</b>	<b>0</b>	<b>0</b>	<b>0</b>	<b>9.0</b>	<b>7</b>	<b>2</b>	<b>1</b>	<b>6</b>	<b>8</b>

**WORLD SERIES RECORD**

YEAR	Club/Opponent	W-L	ERA	G	GS	CG	Sho	SV	IP	H	R	ER	BB	SO
1991	ATLANTA vs Min	1-0	0.00	5	0	0	0	0	7.1	5	0	0	2	7
1992	ATLANTA vs Tor	0-0	0.00	4	0	0	0	1	5.0	3	0	0	2	1
<b>World Series Totals</b>		<b>1-0</b>	<b>0.00</b>	<b>9</b>	<b>0</b>	<b>0</b>	<b>0</b>	<b>1</b>	<b>12.1</b>	<b>8</b>	<b>0</b>	<b>0</b>	<b>4</b>	<b>8</b>

**STANTON'S CAREER FIELDING NUMBERS**

POSITION	G	PO	A	E	TC	DP	.PCT
Pitcher	407	16	65	6		4	.931

**STANTON'S BESTS**

SEASON	GAME
WINS ..... 5 (1991, 92)	LOW-HIT CG ..... NA
ERA ..... 2.88 (1991)	IP (starter, RS) ..... NA
IP ..... 78.2 (1996)	IP (starter, PS) ..... NA
SO ..... 60 (1996)	IP (relief) ..... 4.0, 5/10/94 vs PHI
WIN STREAK ..... NA	SO ..... 4 (4x), last on 5/11/96 at TOR

**STRAWBERRY, DARRYL EUGENE (Darryl) OF**

**#39**

6-6, 215. Born 3/12/62 in Los Angeles, CA. Opening Day Age: 35. Resides in Rancho Mirage, CA. BL. TL. Married: Charisse. Children: Darryl, Jr. and Diamond.



**MAJOR LEAGUE SERVICE:** 12 years, 35 days.

**CONTRACT STATUS:** The 1997 club option on his contract was picked up on October 31, 1996.

**1996 SEASON:** Hit .262 with 11 HR and 36 RBI for the Yankees in '96...started the season with St. Paul of the independent Northern League, where he hit .435 with 18 HR and 39 RBI in 29 games...his contract was purchased by Triple-A Columbus on 7/4...after hitting 3 HR in 8 AB in 2 games for the Clippers he was promoted to New York on 7/7...he played in 63 games, starting 55 (25 in LF, 6 in RF, 24 at DH)...had 14 multi-hit games, including three 3-hit games...hit 2 HR on 7/13/G2 @ Bal...hit 3 consecutive HR on 8/6 (all of RHP Kevin Tapani) and 2 consecutive HR on 8/8 in wins vs CWS...became the 1st Yankee since Bill Skowron in 1956 to hit 5 HR in 3 regular-season games...was the second 3-HR game of his career (8/5/85 @ Chi for NYM)...now has 28 career multi-HR games...on 7/28 he became the 74th player in M.L. history to reach the 300-HR plateau, hitting a game-winning 2-run blast in the bottom of the 9th inning to give the Yankees a 3-2 victory over KC...is 10th in career HR among active players with 308...did not play in 8/28 loss @ Sea but was ejected for participating in a bench-clearing brawl...hit .242 with 3 HR and 6 RBI in the post season...had his best post-season series in the ALCS vs Bal, hitting .417 with 3 HR and 5 RBI. **1995:** On 6/19 agreed to a 1-year contract, plus a club option for 1996...on 6/22 reported to the Yankees' minor league complex in Tampa...became the 56th player to appear for both the Yankees and the Mets...became the third former Met to appear for the Yankees this season (Fernandez, Manzanillo). **1994:** Was released by Los Angeles on 5/26...was signed by San Francisco on 6/19...spent 2 weeks in a Palm Springs personalized conditioning program before he joined Class AAA Phoenix on a rehabilitation assignment on 7/4...joined the Giants on 7/7...Giants went 20-10 after he joined the club, including a 9-game winning streak from 7/7-7/18...Giants No. 3 hitter Barry Bonds (.388, 14HR, 28RBI) and cleanup hitter Matt Williams (.342, 12HR, 30RBI) combined to hit .364 with 26 HR and 58 RBI in the 27 games in which Strawberry batted in the fifth spot...went 2-26 (.077) in his last 9 games...homered in consecutive games from 7/14-7/15 @Mon, including his sixth career grand slam on 7/14 off Pedro Martinez. **1993:** Appeared in only 32 games while recovering from 9/15/92 back surgery to repair a herniated disc...played 20 games in April and 5 in May before back problems put him on the 15-day DL on 5/14...missed 19 games, then was activated on 6/5 and played in 7 games before returning to the DL, where he spent the rest of the season. **1992:** Because of back injuries failed to play in 100 games for the first time in his career...played in 26 games before going on the disabled list with a herniation of the L4-5 disc in his lower back...appeared in 12 games in July before going back on the DL on 7/21...returned to the DL on 9/1 and played in 5 more games before he underwent surgery on 9/15...Dr. Robert Watkins performed the back surgery at Centinela Hospital Medical Center...missed 119 games...Dodgers went 45-74 without him in the starting lineup...on 9/8 @Atl made his first career start in LF. **1991:**

Established a Dodger record for HR by a LH batter with 28, the most since Pedro Guerrero hit 33 in 1985...his 99 RBI were the most by a Dodger since Guerrero's 103 in 1983...did not play in the All-Star Game in Toronto because of a sore left shoulder...suffered the injury on 5/15 vs Mon, when he collided with the Dodger Stadium outfield wall...the sore shoulder eventually put him on the DL (6/18-7/3)...returned to New York on 5/7 and in his first game against his former team hit a 2-run HR in the eighth inning off Frank Viola...recorded his 200th career stolen base on 8/19 vs SD...on 8/21 vs SD hit his fifth career grand slam (off Ricky Bones) and added a 3-run HR (off Rich Rodriguez)...his 7 RBI was the most ever by a Dodger in Dodger Stadium...had 6 HR in the Astrodome and 10 HR vs Hou overall, tying records set by Atlanta's Dale Murphy in 1984. **1990:** Established a Mets record with 108 RBI...became the first Met to record at least 100 RBI in 3 seasons (1987, '88)...ranked second in the National League with 37 HR...recorded his 1,000th Major League hit on on 9/1 vs SF, a double off Jeff Brantley. **1989:** Hit the 200th HR of his career on 6/9 @Pgh off Doug Drabek...did not play in the All-Star Game because of a fractured small toe on his right foot...suffered the injury when he was hit by a Kevin Gross pitch on 6/19. **1988:** Led the National League with 39 HR, tying the club record he set in 1987...finished second in the National League Most Valuable Player voting...the Dodgers' Kirk Gibson won by 36 votes...his 236 MVP points were the most by a Met since Tom Seaver had 243 in 1969. **1987:** With 39 HR and 36 stolen bases joined Howard Johnson (36 HR, 32 SB) as the only pair of 30-30 teammates in baseball history...established Mets records for HR, slugging percentage (.583), total bases (310), extra-base hits (76) and runs scored (108)...tied club mark with 97 BB...became the first NL player to be voted a spot in the All-Star Game in each of his first 4 full seasons...on 6/6 vs Pgh hit his first career pinch-hit HR (off Doug Drabek)...was named the NL Player of the Month for September. **1985:** On 5/11 tore the ulnar collateral ligament of his right thumb while diving for a ball...had surgery 2 days later...returned on 6/28...on 9/3 @ Chi became just the third Mets player ever to homer 3 times in a game. **1984:** On 4/4 @ Cin played center field for the first time in his career...made 10 starts overall in CF...on 5/1 vs Chi tied the club record with 3 doubles. **1983:** Received 18 of 24 first-place votes to earn the National League Rookie of the Year Award...began the season at Class AAA Tidewater and was recalled on 5/4...went hitless in his first 11 Major League at-bats before hitting an RBI-single off Ben Hayes on 5/8 vs Cin...hit his first Major League home run in his 27th AB, a 2-run HR off Lee Tunnell on 5/16 @Pgh. **1982:** Was named Texas League Most Valuable Player after leading the league in HR, BB and SLG...established the Jackson record for HR...was promoted to Class AA Tidewater for the International League playoffs. **PERSONAL:** Graduated from Crenshaw High School in Los Angeles...brother, Michael, was drafted by the Dodgers in the June 1980 free-agent draft...was named 1991 Southern California Big Brother of the Year...has been a spokesman for the RBI program to revive baseball in inner cities.

#### ALL-STAR GAME RECORD

YEAR	CLUB	AVG	G	AB	R	H	2B	3B	HR	RBI	BB	SO	SB
1984	National League	.500	1	2	0	1	0	0	0	0	0	1	0
1985	National League	1.000	1	1	2	1	0	0	0	0	1	0	1
1986	National League	.500	1	2	0	1	0	0	0	0	0	1	0
1987	National League	.000	1	2	0	0	0	0	0	0	0	0	0
1988	National League	.250	1	4	0	1	0	0	0	0	0	1	0
1989	National League					Selected, did not play (injured)							
1990	National League	.000	1	1	0	0	0	0	0	0	0	1	0
1991	National League					Selected, did not play (injured)							
<b>All-Star Game Totals</b>		<b>.333</b>	<b>6</b>	<b>12</b>	<b>2</b>	<b>4</b>	<b>0</b>	<b>0</b>	<b>0</b>	<b>0</b>	<b>1</b>	<b>4</b>	<b>1</b>

#### CAREER PLAYING RECORD

- \* Named National League Player of the Week, August 19-25, 1991.
- \* Led the National League in home runs per at-bat (1 HR/14 AB), 1990.
- \* Named National League Player of the Week, June 4-10, 1990.
- \* Named to *The Sporting News'* National League Silver Slugger Team, 1988, 1990.
- \* Named to *The Sporting News'* National League All-Star Team, 1988, 1990.
- \* Led the National League in HR (39) and SLG (.545), 1988.
- \* Named National League Player of the Month, September 1987.
- \* Top vote-getter for the All-Star Game in Houston, 1986.
- \* Named National League Rookie of the Year by the BBWAA and *The Sporting News*, 1983.
- \* Named Texas League Most Valuable Player, 1982.
- \* Led the Texas League in HR (34), BB (100), SLG (.602) and CS (22), 1982.

YEAR	CLUB	AVG	G	AB	R	H	2B	3B	HR	RBI	BB	SO	SB
1980	Kingsport	.268	44	157	27	42	5	2	5	20	20	39	5
1981	Lynchburg	.255	123	420	84	107	22	6	13	78	82	105	31
1982	Jackson	.283	129	435	93	123	19	9	+34	97	+100	145	45
1983	Tidewater	.333	16	57	12	19	4	1	3	13	14	18	7
	METS	.257	122	420	63	108	15	7	26	74	47	128	19
1984	METS	.251	147	522	75	131	27	4	26	97	75	131	27
1985	METS-a	.277	111	393	78	109	15	4	29	79	73	96	26
1986	METS	.259	136	475	76	123	27	5	27	93	72	141	28
1987	METS	.284	154	532	108	151	32	5	39	104	97	122	36
1988	METS	.269	153	543	101	146	27	3	+39	101	85	127	29
1989	METS	.225	134	476	69	107	26	1	29	77	61	105	11
1990	METS-b	.277	152	542	92	150	18	1	37	108	70	110	15
1991	DODGERS-c	.265	139	505	86	134	22	4	28	99	75	125	10
1992	DODGERS-d,e	.237	43	156	20	37	8	0	5	25	19	34	3
1993	DODGERS-f,g	.140	32	100	12	14	2	0	5	12	16	19	1
	Albuquerque	.316	5	19	3	6	2	0	1	2	2	5	1
1994	Phoenix	.300	3	10	3	3	0	0	2	3	0	4	0
	GIANTS-h,i,j	.239	29	92	13	22	3	1	4	17	19	22	0
1995	Tampa (GCL)	.250	7	20	3	5	2	0	0	4	9	5	2
	Tampa (FSL)	.222	2	9	1	2	1	0	1	2	1	2	0
	Columbus	.301	22	83	20	25	3	1	7	29	15	17	1
	YANKEES-k	.276	32	87	15	24	4	1	3	13	10	22	0
1996	St. Paul	.435	29	108	31	47	7	0	18	39	22	16	4
	Columbus	.375	2	8	3	3	0	0	3	5	0	3	0
	YANKEES-l	.262	63	202	35	53	13	0	11	36	31	55	6
<b>Minor League Totals</b>		<b>.273</b>	<b>382</b>	<b>1326</b>	<b>280</b>	<b>382</b>	<b>65</b>	<b>19</b>	<b>87</b>	<b>292</b>	<b>265</b>	<b>359</b>	<b>96</b>
<b>AL Totals</b>		<b>.266</b>	<b>95</b>	<b>289</b>	<b>50</b>	<b>77</b>	<b>17</b>	<b>1</b>	<b>14</b>	<b>49</b>	<b>41</b>	<b>77</b>	<b>6</b>
<b>NL Totals</b>		<b>.259</b>	<b>1352</b>	<b>4756</b>	<b>793</b>	<b>1232</b>	<b>222</b>	<b>35</b>	<b>294</b>	<b>886</b>	<b>709</b>	<b>1160</b>	<b>205</b>
<b>Major League Totals</b>		<b>.259</b>	<b>1447</b>	<b>5045</b>	<b>843</b>	<b>1309</b>	<b>239</b>	<b>36</b>	<b>308</b>	<b>935</b>	<b>750</b>	<b>1237</b>	<b>211</b>

+ League leader.

Selected by New York (NL) in the first round (No. 1 pick) of the June 1980 free-agent draft.

- a - On disabled list May 12-June 28, 1985 (right thumb).
- b - Became a free agent on November 5, 1990; was signed by Los Angeles on November 8, 1990.
- c - On disabled list June 18-July 3, 1991 (left shoulder).
- d - On disabled list May 14-July 6, 1992 (herniated disc).
- e - On disabled list July 21-September 1, 1992 (herniated disc).
- f - On disabled list May 13-June 5, 1993 (herniated disc); included rehab at Albuquerque.
- g - On disabled list June 17-October 3, 1993 (herniated disc, surgery on September 15, 1993).
- h - On Los Angeles' disabled list April 4-May 26, 1994 (recovering from back surgery).
- i - Was released on May 26, 1994; was signed by San Francisco on June 19, 1994.
- j - Was suspended by Major League baseball for 60 days on February 6, 1995.
- k - Agreed to terms with NYY on a 1-year contract, plus a club option for 1996, on June 19, 1995.
- l - Contract was purchased by Triple-A Columbus from St Paul on July 4, 1996, and was promoted to New York on July 7.

CLUB	1996					CAREER				
	AB	H	HR	RBI	.AVG	AB	H	HR	RBI	.AVG
Baltimore	17	4	2	4	.235	23	4	2	4	.174
Boston	28	8	0	3	.286	37	12	2	9	.324
Detroit	11	2	0	1	.182	24	7	0	3	.333
New York	-	-	-	-	-	-	-	-	-	-
Toronto	10	2	0	1	.200	16	4	0	2	.250
<b>vs East</b>	<b>66</b>	<b>16</b>	<b>2</b>	<b>9</b>	<b>.242</b>	<b>100</b>	<b>27</b>	<b>4</b>	<b>18</b>	<b>.280</b>
Chicago	19	9	5	9	.474	19	9	5	9	.474
Cleveland	-	-	-	-	-	26	7	1	2	.269
Kansas City	18	3	1	3	.167	18	3	1	3	.167
Milwaukee	26	6	1	5	.231	26	6	1	5	.231
Minnesota	-	-	-	-	-	-	-	-	-	-
<b>vs Central</b>	<b>63</b>	<b>18</b>	<b>7</b>	<b>17</b>	<b>.286</b>	<b>89</b>	<b>25</b>	<b>8</b>	<b>19</b>	<b>.281</b>
Anaheim	19	6	1	3	.316	21	6	1	3	.286
Oakland	17	2	1	3	.118	30	5	1	4	.167
Seattle	19	7	0	2	.368	31	10	0	3	.323
Texas	18	4	0	2	.222	18	4	0	2	.222
<b>vs West</b>	<b>73</b>	<b>19</b>	<b>2</b>	<b>10</b>	<b>.260</b>	<b>100</b>	<b>25</b>	<b>2</b>	<b>12</b>	<b>.250</b>
Home	100	33	8	23	.330	2425	644	156	489	.266
Road	102	20	3	13	.196	2620	665	152	446	.254
1st Half	4	0	0	0	.000	2359	605	138	402	.256
2nd Half	198	53	11	36	.268	2686	704	170	533	.262
vs RHP	149	42	7	27	.282	3105	866	210	609	.272
vs LHP	53	11	4	9	.208	1859	443	98	326	.238
Pinch-hit	6	1	0	1	.167	11	2	0	2	.182
Des.hitter	89	24	3	16	.270	138	37	6	26	.268
April	-	-	-	-	-	705	196	40	115	.278
May	-	-	-	-	-	734	160	40	110	.218
June	-	-	-	-	-	609	162	41	123	.266
July	67	15	3	12	.224	1003	264	63	198	.263
August	89	28	7	19	.315	1046	259	58	180	.248
Sept/Oct.	46	10	1	5	.217	948	268	66	209	.283

**STRAWBERRY CAREER BY PARK**

PARK	AVG	AB	H	HR	RBI	PARK	AVG	AB	H	HR	RBI
Bal. (Memorial)	-	-	-	-	-	Chi. (Old)	-	-	-	-	-
Bal. (Camden)	.286	14	4	2	4	Chi. (New)	.300	10	3	0	1
Bos.	.261	23	6	0	4	Cle. (Municipal)	-	-	-	-	-
Det.	.364	11	4	0	2	Cle. (Jacobs)	.111	9	1	0	1
N.Y.	.317	142	45	11	31	K.C.	.000	10	0	0	0
Tor. (Exhibition)	-	-	-	-	-	Mil.	.143	14	2	0	1
Tor. (SkyDome)	.250	4	1	0	0	Min.	-	-	-	-	-
<b>EAST</b>	<b>.309</b>	<b>194</b>	<b>60</b>	<b>13</b>	<b>41</b>	<b>CENTRAL</b>	<b>.140</b>	<b>43</b>	<b>6</b>	<b>0</b>	<b>3</b>
Ana.	.273	11	3	1	2	Tex. (Arlington)	-	-	-	-	-
Oak.	.125	16	2	0	0	Tex. (Ballpark)	.250	8	2	0	1
Sea.	.235	17	4	0	1	<b>WEST</b>	<b>.212</b>	<b>52</b>	<b>11</b>	<b>1</b>	<b>4</b>

**DIVISION SERIES RECORD**

YEAR	Club/Opponent	AVG	G	AB	R	H	2B	3B	HR	RBI	BB	SO	SB
1995	NY Yankees vs Seattle	.000	2	2	0	0	0	0	0	0	0	1	0
1996	NY Yankees vs Texas	.000	2	5	0	0	0	0	0	0	0	2	0
<b>Division Series Totals</b>		<b>.000</b>	<b>4</b>	<b>7</b>	<b>0</b>	<b>0</b>	<b>0</b>	<b>0</b>	<b>0</b>	<b>0</b>	<b>0</b>	<b>3</b>	<b>0</b>

**LEAGUE CHAMPIONSHIP SERIES RECORD**

YEAR	CLUB, OPP	AVG	G	AB	R	H	2B	3B	HR	RBI	BB	SO	SB
1986	METS vs Hou	.227	6	22	4	5	1	0	2	5	3	+12	1
1988	METS vs LA	.300	7	+30	5	9	2	0	1	6	2	5	0
1996	NY Yankees vs Baltimore	.417	4	12	4	5	0	0	3	5	2	2	0
<b>NLCS Totals</b>		<b>.297</b>	<b>17</b>	<b>64</b>	<b>13</b>	<b>19</b>	<b>3</b>	<b>0</b>	<b>6</b>	<b>16</b>	<b>7</b>	<b>19</b>	<b>1</b>

+ Ties NLCS record.

**WORLD SERIES RECORD**

YEAR	CLUB, OPPONENT	AVG	G	AB	R	H	2B	3B	HR	RBI	BB	SO	SB
1986	METS vs Bos	.208	7	24	4	5	1	0	1	1	4	6	3
1996	NY Yankees vs Atlanta	.188	5	16	0	3	0	0	0	1	4	6	0
<b>World Series Totals</b>		<b>.200</b>	<b>12</b>	<b>40</b>	<b>4</b>	<b>8</b>	<b>1</b>	<b>0</b>	<b>1</b>	<b>2</b>	<b>8</b>	<b>12</b>	<b>3</b>

**STRAWBERRY'S CAREER FIELDING NUMBERS**

POSITION	G	PO	A	E	TC	DP	.PCT
Outfield	1364	2491	76	60	2627	24	.977

**STRAWBERRY'S BESTS**

**SEASON**

AVG .....	.284 (1987)
H .....	151 (1987)
HR .....	39 (1987, '88)
RBI .....	108 (1990)
HIT STREAK .....	18 G (1990)

**GAME**

H .....	5, 4/30/86 at ATL
HR .....	3 (2x), last on 8/8/96 vs CWS
RBI .....	7 (2x), last on 8/21/91 vs SD
SB .....	3, 7/19/83 at CIN

**VASQUEZ, JULIAN (Julian)**  
**RHP**

**#57**

6-3, 185. Born 5/24/68 in Puerto Plata, Dominican Republic. Opening Day Age: 28. Resides in Puerto Plata, Dominican Republic. BR. TR. Married: Judy. Children: Yandi and Madelin.

**MAJOR LEAGUE SERVICE:** None.

**CONTRACT STATUS:** Signed a one-year minor -league contract on November 2, 1996.



**1992 SEASON:** Earned saves in 11 of first 12 appearances with Binghamton in the Eastern League...finished 41 of combined 44 games with Binghamton and Tidewater. **1991:** Tied for lead in saves with 25 in the Florida State League...ranked 2nd in games (56) and games finished (47)...named to FSL All-Star team...won Doubleday Award for top player on the team...did not allow a run in first 27 appearances (30.2IP). **1990:** Finished 24 of 25 games he appeared in...allowed fewer hits than IP for the fourth consecutive season. **1989:** Led Columbia with 7 saves and 25 games finished. **1988:** Was third in Appalachian League with 10 saves and 30 relief points. **1987:** Made professional debut with Kingsport and tied for third in Appalachian League with 25 games pitched. **PERSONAL:** Graduated from Escuela Antera Mota H.S. (DR)

**CAREER PLAYING RECORD**

YEAR CLUB	W-L	ERA	G	GS	CG	Sho	SV	IP	H	R	ER	BB	SO
1987 Kingsport	2-3	3.29	25	0	0	0	3	41.0	36	20	15	22	36
1988 Kingsport	0-1	3.19	19	2	0	0	10	31.0	19	13	11	13	30
1989 Columbia	1-5	3.88	37	0	0	0	7	58.0	47	30	25	32	61
1990 Columbia	1-4	2.17	25	0	0	0	9	29.0	28	15	7	17	37
1991 St. Lucie	3-2	0.28	56	0	0	0	0++25	64.0	35	6	2	39	56
1992 Binghampton	2-1	1.35	24	0	0	0	17	26.2	17	5	4	7	24
Tidewater	1-4	5.56	20	0	0	0	6	22.2	22	14	14	8	22
<b>Minor League Totals</b>	<b>10-20</b>	<b>2.58</b>	<b>206</b>	<b>2</b>	<b>0</b>	<b>0</b>	<b>77</b>	<b>272.1</b>	<b>204</b>	<b>103</b>	<b>78</b>	<b>138</b>	<b>266</b>

++ denotes tied for league lead.

Selected by New York (NL) as a free agent, July 22, 1986.

**WEATHERS, JOHN DAVID (David)**  
**RHP**

**#52**

6-3, 220. Born 9/25/69 in Lawrenceburg, TN. Opening Day Age: 27. Resides in Loretto, TN. BR. TR. Married: Kelli, 12/18/94. College: Motlow State Community College (TN).



**MAJOR LEAGUE SERVICE:** 3 years, 82 days.

**CONTRACT STATUS:** Signed through the 1997 season.

**1996 SEASON:** Was 0-2 with 9.35 ERA in 11 appearances (4 starts) for the Yankees and 2-2 with a 4.54 ERA in 31 appearances for the Marlins...was traded to the Yankees for RHP Mark Hutton on 7/31...made his 1st start as a Yankee 8/3 and suffered the loss in an 11-4 KC win (1.2 IP, 4H, 4ER, 1BB, 1K)...picked up his 2nd loss 8/13 @ CWS (4.1IP, 7H, 6R, 5ER, 3BB, 3K)...was optioned to Triple-A Columbus on 8/21 and was recalled on 9/13...after 4 starts before being optioned he was 0-2 with 14.81 ERA, in 7 relief appearances after being recalled he was 0-0 with a 1.29 ERA...was 2-0 with a 0.82 ERA (11IP, 1ER) in the post season...picked up his 1st career post-season victory in Game 4 of the Division Series @ Tex (3IP, 1H, 3K)...picked up his 2nd win in Game 4 of the ALCS @ Bal (2.2IP, 3H). **1995:** Was 3-4 with 5.57 ERA in 15 starts and 1-1 with a 7.64 ERA in 13 relief appearances...posted a 2.08 ERA in first two starts...picked up the win in his 1st start, 10-3 victory at Mon on 5/6...was 2-0 with a 2.00 ERA in 3 starts against Cin...had thrown 5 hitless innings at Cin before leaving the game after being hit on the hand by a pitch while trying to bunt...made 2 rehab starts before being activated on 7/13...gave up 18 ER in the first 12 IP after his return to raise his ERA to 6.90...posted a 4.15 ERA over his last 12 appearances...struckout 5 batters as a reliever on 4/28, tying a club record...gave up 4 HRs at Chi on 8/23, had allowed only 4 HR in '95 prior to that game. **1994:** After dropping his 1st start of the year he won his next 5...won 4 games and posted a 2.10 ERA in April to set club records...dropped his last 5 starts of the year, posting a 12.13 ERA during the stretch (23IP, 31ER). **1993:** Opened the season with Edmonton, posting a 2-0 record with a 1.73 ERA in 4 April starts...was 8-3 with a 4.03 ERA before being recalled on 7/6...made his N.L. debut on 7/6 at Colorado (.2IP, 1R, 1ER, 1K)...recalled again on 9/6 and made his 1st M.L. start, pitching 8 innings with 7 K in a 2-0 shutout vs San Diego...collected his 1st M.L. hit in his 1st M.L. AB on 7/30 at Mon, an infield single off Chris Nabholz...his 11 wins in the minors tied him for 3rd in the Marlins system...selected for the AAA All-Star Game but was recalled before the game was played. **1992:** Opened the season at Syracuse, but was recalled on 8/20...also was recalled on 9/8 but did not see any action. **1991:** Was promoted to the majors for the 1st time from Double-A Knoxville on 8/2... made his M.L. debut on 8/2, pitching 1 scoreless relief inning...made 7 appearances (8IP) allowing just 1ER before being optioned to Knoxville on 8/16...was recalled on 9/1 and made 8 appearances...recorded his 1st M.L. win on the final day of the regular season (10/6 at Min). **1989:** Led all South Atlantic League pitchers with 31 starts...led Myrtle Beach with 11 wins, 13 losses, 172.2 IP and was 3rd with 111K. **PERSONAL:** Graduated from Loretto H.S. (TN) in 1987, where he was All-State his sophomore, junior and senior seasons.

**CAREER PLAYING RECORD**

\* Major League home runs allowed (34): 1996 (8).

YEAR CLUB	W-L	ERA	G	GS	CG	Sho	SV	IP	H	R	ER	BB	SO
1988 St. Catharines	4-4	3.02	15	12	0	0	0	62.2	58	30	21	26	36
1989 Myrtle Beach	11-13	3.86	31	+31	2	0	0	172.2	163	99	74	86	111
1990 Dunedin	10-7	3.70	27	27	2	0	0	158.0	158	82	65	59	96
1991 Knoxville	10-7	2.45	24	22	5	2	0	139.1	121	51	38	49	114
TORONTO	1-0	4.91	15	0	0	0	0	14.2	15	9	8	17	13
1992 Syracuse	1-4	4.66	12	10	0	0	0	48.1	48	29	25	21	30
TORONTO-a,b	0-0	8.10	2	0	0	0	0	3.1	5	3	3	2	3
1993 Edmonton	11-4	3.83	22	22	3	1	0	141.0	150	77	60	47	117
FLORIDA	2-3	5.12	14	6	0	0	0	45.2	57	26	26	13	34
1994 FLORIDA	8-12	5.27	24	24	0	0	0	135.0	166	87	79	59	72
1995 Brevard County	0-0	0.00	1	1	0	0	0	4.0	4	0	0	1	3
Charlotte	0-1	9.00	1	1	0	0	0	5.0	10	5	5	5	1
FLORIDA-c	4-5	5.98	28	15	0	0	0	90.1	104	68	60	52	60
1996 Charlotte	0-0	7.71	1	1	0	0	0	2.1	5	2	2	3	0
FLORIDA	2-2	4.54	31	8	0	0	0	71.1	85	41	36	28	40
Columbus	0-2	.000	4	4	0	0	0	19.0	25	15	12	8	7
YANKEES-d	0-2	9.35	11	4	0	0	0	17.1	23	19	18	14	13
<b>Minor League Totals</b>	<b>47-42</b>	<b>3.61</b>	<b>138</b>	<b>131</b>	<b>12</b>	<b>3</b>	<b>0</b>	<b>752.1</b>	<b>742</b>	<b>390</b>	<b>302</b>	<b>305</b>	<b>515</b>
<b>AL Totals</b>	<b>1-2</b>	<b>7.39</b>	<b>28</b>	<b>4</b>	<b>0</b>	<b>0</b>	<b>0</b>	<b>35.1</b>	<b>43</b>	<b>31</b>	<b>29</b>	<b>33</b>	<b>29</b>
<b>NL Totals</b>	<b>16-22</b>	<b>5.28</b>	<b>97</b>	<b>53</b>	<b>0</b>	<b>0</b>	<b>0</b>	<b>342.1</b>	<b>412</b>	<b>222</b>	<b>201</b>	<b>152</b>	<b>206</b>
<b>Major League Totals</b>	<b>17-24</b>	<b>5.48</b>	<b>125</b>	<b>57</b>	<b>0</b>	<b>0</b>	<b>0</b>	<b>377.2</b>	<b>455</b>	<b>253</b>	<b>230</b>	<b>185</b>	<b>235</b>

+ denotes league leader.

Selected by Toronto in the third round of the June 1988 free-agent draft.

a - On disabled list from May 11-July 31, 1992.

b - Selected by Florida in the second round of the Expansion Draft, November 17, 1992.

c - On disabled list with a lacerated right pinky, June 26-July 31, 1996.

d - Traded to New York (AL) from Florida for RHP Mark Hutton.

CLUB	1996						CAREER					
	W-L	ERA	IP	ER	SHO	SV	W-L	ERA	IP	ER	SHO	SV
Baltimore	0-0	14.29	0.2	1	0	0	0-0	16.21	1.2	3	0	0
Boston	0-0	0.00	3.1	0	0	0	0-0	1.04	8.2	1	0	0
Detroit	-	-	-	-	-	-	0-0	0.00	1.2	0	0	0
New York	-	-	-	-	-	-	-	-	-	-	-	-
Toronto	0-0	0.00	1.0	0	0	0	0-0	0.00	1.0	0	0	0
<b>vs East</b>	<b>0-0</b>	<b>1.80</b>	<b>5.0</b>	<b>1</b>	<b>0</b>	<b>0</b>	<b>0-0</b>	<b>2.77</b>	<b>13.0</b>	<b>4</b>	<b>0</b>	<b>0</b>
Chicago	0-1	9.00	8.0	8	0	0	0-1	11.00	9.0	11	0	0
Cleveland	-	-	-	-	-	-	-	-	-	-	-	-
Kansas City	0-1	21.61	1.2	4	0	0	0-1	21.61	1.2	4	0	0
Milwaukee	0-0	0.00	2.0	0	0	0	0-0	0.00	3.0	0	0	0
Minnesota	-	-	-	-	-	-	1-0	3.37	5.1	2	0	0
<b>vs Central</b>	<b>0-2</b>	<b>9.26</b>	<b>11.2</b>	<b>12</b>	<b>0</b>	<b>0</b>	<b>1-2</b>	<b>8.05</b>	<b>19.0</b>	<b>17</b>	<b>0</b>	<b>0</b>
Anaheim	0-0	71.43	0.2	5	0	0	0-0	31.50	2.0	7	0	0
Oakland	-	-	-	-	-	-	0-0	0.00	1.0	0	0	0
Seattle	-	-	-	-	-	-	0-0	27.00	0.1	1	0	0
Texas	-	-	-	-	-	-	-	-	-	-	-	-
<b>vs West</b>	<b>0-0</b>	<b>71.43</b>	<b>0.2</b>	<b>5</b>	<b>0</b>	<b>0</b>	<b>0-0</b>	<b>21.60</b>	<b>3.1</b>	<b>8</b>	<b>0</b>	<b>0</b>
Home	1-0	5.21	36.1	21	0	0	9-11	5.92	179.1	118	0	0
Road	1-4	5.68	52.1	33	0	0	8-13	5.08	198.1	112	0	0
1st Half	2-1	4.53	59.2	30	0	0	12-11	4.33	222.1	107	0	0
2nd Half	0-3	7.45	29.0	24	0	0	5-13	7.13	155.1	123	0	0
Start	2-3	6.32	52.2	37	0	0	15-22	5.45	295.2	179	0	0
Relief	0-1	4.25	36.0	17	0	0	2-2	5.60	82.0	51	0	0
April	0-0	2.25	12.0	3	0	0	4-1	2.01	49.1	11	0	0
May	2-0	4.08	17.2	8	0	0	4-4	5.00	77.1	43	0	0
June	0-1	5.40	20.0	12	0	0	3-5	4.39	74.0	36	0	0
July	0-1	5.40	21.2	13	0	0	1-6	8.86	66.0	65	0	0
August	0-2	14.81	10.1	17	0	0	2-5	7.36	55.0	45	0	0
Sept/Oct.	0-0	1.29	7.0	1	0	0	3-3	4.82	56.0	30	0	0

#### WEATHERS CAREER BY PARK

PARK	G	W-L-S	ERA	IP	ER	SO	PARK	G	W-L-S	ERA	IP	ER	SO
Bal. (Mem)	-	-	-	-	-	-	Chi. (Old)	-	-	-	-	-	-
Bal. (Camden)	-	-	-	-	-	-	Chi. (New)	2	0-1-0	13.50	5.1	8	3
Bos.	4	0-0-0	0.00	5.0	0	3	Cle. (Mun)	-	-	-	-	-	-
Det.	-	-	-	-	-	-	Cle. (Jcb)	-	-	-	-	-	-
N.Y.	6	0-0-0	9.35	8.2	9	8	K.C.	1	0-1-0	21.60	1.2	4	1
Tor. (Exhib)	-	-	-	-	-	-	Mil.	1	0-0-0	0.00	1.0	0	0
Tor. (Dome)	9	0-0-0	4.91	7.1	4	5	Min.	3	1-0-0	3.60	5.0	2	7
<b>EAST</b>	<b>19</b>	<b>0-0-0</b>	<b>5.57</b>	<b>21.0</b>	<b>13</b>	<b>16</b>	<b>CENTRAL</b>	<b>7</b>	<b>1-2-0</b>	<b>9.69</b>	<b>13.0</b>	<b>14</b>	<b>11</b>
Ana.	1	0-0-0	13.50	1.1	2	2	Tex. (Arl)	-	-	-	-	-	-
Oak.	-	-	-	-	-	-	Tex. (Prk)	-	-	-	-	-	-
Sea.	1	0-0-0	0.00	0	0	0	<b>WEST</b>	<b>2</b>	<b>0-0-0</b>	<b>13.50</b>	<b>1.1</b>	<b>2</b>	<b>2</b>

#### DIVISION SERIES RECORD

YEAR Club/Opponent	W-L	ERA	G	GS	CG	Sho	SV	IP	H	R	ER	BB	SO
1996 NYY vs Texas	1-0	0.00	2	0	0	0	0	5.0	1	0	0	0	5

**LEAGUE CHAMPIONSHIP SERIES RECORD**

YEAR	Club/Opponent	W-L	ERA	G	GS	CG	Sho	SV	IP	H	R	ER	BB	SO
1996	NYY vs Baltimore	1-0	0.00	2	0	0	0	0	3.0	3	0	0	0	0

**WORLD SERIES RECORD**

YEAR	Club/Opponent	W-L	ERA	G	GS	CG	Sho	SV	IP	H	R	ER	BB	SO
1996	NYY vs Atlanta	0-0	3.00	3	0	0	0	0	3.0	2	1	1	3	3

**CAREER FIELDING NUMBERS**

POSITION	G	PO	A	E	TC	DP	.PCT
Pitcher	125	15	49	3	67	1	.955

**WEATHERS' BESTS**

SEASON	GAME
WINS ..... 8 (1994)	LOW-HIT CG ..... NA
ERA ..... 4.91 (1991)	IP (starter, RS) ... 8.0 (2x), last 6/7/94 vs LA
IP ..... 135.0 (1994)	IP (starter, PS) ..... NA
SO ..... 72 (1994)	IP (relief) ... 3.2 (2x), last on 8/8/96 vs CWS
WIN STREAK ..... 5 (1994)	SO ..... 7, 9/8/93 vs LA

**WELLS, DAVID (David)  
LHP**

**#22**

6-4, 225. Born 5/20/63 in Torrance, CA. Opening Day Age: 33. Resides in Palm Harbor, FL. BL. TL. Child: Brandon (2/6/92).



**MAJOR LEAGUE SERVICE:** 8 years, 138 days.

**CONTRACT STATUS:** Signed a 3-year contract on December 19, 1996. Contract extends through the 1999 season.

**1996 SEASON:** Went 11-14 with a 5.14 ERA in 34 starts with the Orioles...tossed a career-high 224.1 innings...the 2nd straight year he has pitched 200+ innings...pitched at least 6 innings in 26 of his starts...pitched 3 CG (4/16 vs Bos, 5/7 @ CWS, 6/30 @ NYY)...his shortest outing came on 8/18 @ Oak (1IP, 8H, 7ER)...28 of the 32 HR he gave up were to right handed batters...gave up HR to 2 lefties (Jim Edmonds and 3 to Mo Vaughn on 9/24 @Bos)...did not pitch from 5/7-20 due to bursitis in his right big toe...tied his career high with 11 strikeouts on 9/6 vs Det (same night Eddie Murray hit his 500th HR). **1995:** Split the season between Detroit and Cincinnati and combined to go 16-8 with 3.24 ERA (203IP, 73ER) in 29 starts...was traded to the Reds on 7/31 for LHP C.J. Nitkowski and RHP Dave Tuttle and a player to be named later...led the Reds with 3 complete games even though he only played with them for 2 months...won 14 of his last 20 starts with 1 ND (143.1IP, 132H, 50ER)...was 9-0 in his last 15 starts for the Tigers after beginning the season losing 3 of his first 5, despite a 2.86 ERA...tossed consecutive complete games vs. St Louis on 8/23 at Busch Stadium and 8/28 at Riverfront (1.50 ERA in 18IP)...collected his 1st M.L. hit (single) on 8/13 at Florida and also recorded his 1st loss as a Red (his 1st loss since 5/18)...in the post season, he was 1-1 in 2 starts with a 2.19 ERA (12.1IP, 14H, 3ER, 3BB, 11K)...defeated Hideo Nomo in Game 3 of the Division Series against the Dodgers...went 6.1 innings and struckout 8 tying his N.L. high in the 10-1 victory...in Game 3 of the N.L.C.S. he allowed the Braves 3 runs in 6IP on a 3-run HR by O'Brien in the 6th inning. **1994:** Season was interrupted by arthroscopic surgery to remove bone chips from his left elbow...placed on D.L. 4/16, surgery was performed by Dr. James Andrews on 4/20...rehabbed at Lakeland and was recalled on 6/4...was 1-2 in 3 starts before the surgery and 4-5 after his return...led Tiger starters with a 3.96 ERA and 5 complete games, including 3 in his last 5 games...recorded his 1st M.L. shutout, a 4-0 Tiger win, in his last start on 8/10 vs Milwaukee (3H, 8K)...walked just 8 batters in his last 8 starts (61.2IP)...during one stretch he faced 156 batters without giving up a walk. **1993:** Signed as a free agent by Detroit two days before the start of the season...through 6/19 he was 9-1 with a 2.68 ERA...won 9 of his first 15 starts, including his first 3...recorded his career high in starts (30) and strikeouts (139)...struckout a career high 11 batters on 6/4 vs Cal...struckout 10 on 5/30 vs Sea...pitched at least seven innings 14 times...suffered inflamed left elbow and was placed on the disable list 8/10 (retroactive to 8/1)...activated on 8/20. **1992:** Began the season as a starter, but was moved to the bullpen 4/19 when Steib returned to the rotation...posted a streak of 15.2 shutout innings, 5/16-6/13...reached a season low 2.70 ERA after pitching 3.1 shutout innings on 6/13 vs Bos...made 20 consecutive

relief appearances before starting on 6/24 @ Tex...allowed 2ER in 6IP enroute to his 3rd win of the season...made 12 straight starts from 6/24-8/25...gave up a team record 13 ER on 8/20 @ Mil (4.1IP, 11H, 13ER)...returned to the bullpen on 8/28 vs Mil...made his last 7 appearances from the pen...overall out of the pen he was 1-2 with a 3.68 ERA. **1991:** Won four consecutive starts to bring his record to 5-3 from 5/3-20...in that stretch he had a streak of 16 shutout innings...pitched first complete game on 5/31 vs Cal...his 9K in that game tied a career for him at the time...ejected from a start on 6/16 by HP umpire Dan Morrison for arguing balls and strikes...won 7 decisions in a row from 5/31-7/24 and lost his next 5 starts from 7/29-8/24...missed a start on 8/19 due to a tired arm...pitched in relief on 9/13 for the first time since 6/2/90...allowed a team-high 24 HRs...21 of the 24 HRs were hit by RH batters...led the league with 13 pick-offs. **1990:** Began the season as a reliever...had made 126 consecutive relief appearances between starts...moved into the rotation after making 16 relief appearances to start off the season...had 0.93 ERA in April...had 2nd best ERA among Blue Jays starters at 3.14 and 7th best in the A.L...in 20 of 25 starts he lasted at least 6 innings. **1989:** Only LH reliever to spend the entire season on the Blue Jays active roster...defeated the Yankees on 4/16 for his first win since 6/2/88...had three wins in four appearances...winner in both ends of a doubleheader against the Angels...on 9/16 vs Cle he recorded his 7th win of the year...had 7 career victories entering the season. **1988:** Was the winning pitcher in Toronto's home opener, 4/11 vs NYY...after allowing 15 runs in his last 23.2 IP he was optioned to Syracuse on 7/10...in the minors he went 28 days without pitching due to tenderness in his left arm...recalled by the Blue Jays on 8/26...went 21 days without an appearance in August and September...was 4-for-5 in save opportunities. **1987:** Started the season at Syracuse...was organizations' top pitcher for the May (2-0, 0.87ERA)...contract was purchased by Toronto on 6/22...made M.L. debut on 6/30vs NYY and lost 4-0 (4IP, 9H, 4ER)...optioned to Syracuse on 7/12 and remained there through the end of the AAA season...on 9/2, after recall, he earned his 1st M.L. win vs Cal...earned his 1st M.L. save on 9/18 @ NYY...in final 16 games he was 4-1-1 with a 1.50 ERA. **1986:** Started the season with Florence prior to being promoted to Ventura on 4/26...was 2-1 with a 1.89 ERA in five appearances...promoted to Knoxville on 5/14 and was placed on the D.L. from 7/7-8/20 with tendinitis in his shoulder...promoted to Syracuse on 8/25. **1985:** Did not play after undergoing surgery to repair the ulnar collateral ligament in his left elbow...was placed on the D.L. 4/10 when the surgery was performed. **1984:** Started the season at Kinston before being promoted to Knoxville where he was 3-2. **1983:** Spent the entire season at Kinston, losing 6 of 7 starts...promoted to AA on 5/14...after 8 solid starts was placed on the D.L. with an injured left elbow. **1982:** Started his professional career with Medicine Hat of the Pioneer League and was used exclusively as a starter, winning 4 of 7 decisions. **PERSONAL:** Graduated from Point Loma High School in San Diego, CA where he played baseball and basketball...named conference "Player of the Year".

### CAREER PLAYING RECORD

\* Major League home runs allowed (165): 1996 (32).

YEAR CLUB	W-L	ERA	G	GS	CG	Sho	SV	IP	H	R	ER	BB	SO
1982 Medicine-Hat	4-3	5.18	12	12	1	0	0	64.1	71	42	37	32	53
1983 Kinston	6-5	3.73	25	25	5	0	0	157.0	141	81	65	71	115
1984 Kinston	1-6	4.71	7	7	0	0	0	42.0	51	29	22	19	44
Knoxville	3-2	2.59	8	8	3	1	0	59.0	58	22	17	17	34
1985 Syracuse-a	Did not play												
1986 Florence	0-0	3.55	4	1	0	0	0	12.2	7	6	5	9	14
Ventura	2-1	1.89	5	2	0	0	0	19.0	13	5	4	4	26
Knoxville	1-3	4.05	10	7	1	0	0	40.0	42	24	18	18	32
Syracuse	0-1	9.82	3	0	0	0	0	3.2	6	4	4	1	2
1987 Syracuse	4-6	3.87	43	12	0	0	6	109.1	102	49	47	32	106
TORONTO	4-3	3.99	18	2	0	0	1	29.1	37	14	13	12	32
1988 Syracuse	0-0	0.00	6	0	0	0	3	5.2	7	1	0	2	8
TORONTO	3-5	4.62	41	0	0	0	4	64.1	65	36	33	31	56
1989 TORONTO	7-4	2.40	54	0	0	0	2	86.1	66	25	23	28	78
1990 TORONTO	11-6	3.14	43	25	0	0	3	189.0	165	72	66	45	115
1991 TORONTO	15-10	3.72	40	28	2	0	1	198.1	188	88	81	49	106
1992 TORONTO	7-9	5.40	41	14	0	0	2	120.0	138	84	72	36	62
1993 DETROIT-b	11-9	4.19	32	30	0	0	0	187.0	183	93	87	42	139
1994 Lakeland	0-0	0.00	2	2	0	0	0	6.0	5	0	0	0	3
DETROIT	5-7	3.96	16	16	5	1	0	111.1	113	54	49	24	71
1995 DETROIT	10-3	3.04	18	18	3	0	0	130.1	120	54	44	37	83
CINCINNATI-c	6-5	3.59	11	11	3	0	0	72.2	74	34	29	16	50
1996 BALTIMORE-d,e	11-14	5.14	34	34	3	0	0	224.1	247	132	128	51	130
Minor League Totals	21-30	3.80	125	76	10	1	9	518.2	503	263	219	205	437
AL Totals	84-70	4.38	337	167	13	1	13	1340.1	1322	652	597	355	872
NL Totals	6-5	3.59	11	11	3	0	0	72.2	74	34	29	16	50
Major League Totals	90-75	3.99	348	178	16	1	13	1413.0	1396	686	626	371	922

Selected by Toronto in the second round of the June 1982 free-agent draft.

- a - Went on the disabled list on April 10, 1985. Underwent surgery on the same day to repair the ulnar collateral ligament in his left elbow.  
 b - Signed as a free agent by Detroit on April 4, 1993.  
 c - Was traded to Cincinnati for LHP C.J. Nitkowski and RHP Dave Tuttle on July 31, 1995.  
 d - Was traded to Baltimore for OF Curtis Goodwin and minor-league OF Trovin Valdez on December 26, 1995.  
 e - Signed by New York (AL) as a free agent on December 19, 1996.

CLUB	1996						CAREER					
	W-L	ERA	IP	ER	SHO	SV	W-L	ERA	IP	ER	SHO	SV
Baltimore	-	-	-	-	-	-	3-3	4.14	67.1	31	0	1
Boston	2-2	5.59	29.0	18	0	0	5-14	5.14	124.1	71	0	0
Detroit	0-1	7.83	23.0	20	0	0	3-5	5.62	83.1	52	0	1
New York	1-1	4.82	28.0	15	0	0	13-5	3.12	147.1	51	0	2
Toronto	-	-	-	-	-	-	0-2	4.96	21.2	12	0	0
<b>vs East</b>	<b>3-4</b>	<b>5.96</b>	<b>80.0</b>	<b>53</b>	<b>0</b>	<b>0</b>	<b>24-29</b>	<b>4.40</b>	<b>444.0</b>	<b>217</b>	<b>0</b>	<b>4</b>
Chicago	1-1	2.82	22.1	7	0	0	6-5	3.69	102.1	42	0	1
Cleveland	2-0	2.91	21.2	7	0	0	8-3	3.11	110.0	38	0	1
Kansas City	1-0	3.60	15.0	6	0	0	8-3	2.86	94.1	30	0	1
Milwaukee	0-0	6.75	5.1	4	0	0	7-5	4.88	94.0	51	1	1
Minnesota	1-1	2.45	14.2	4	0	0	7-5	2.90	87.0	28	0	0
<b>vs Central</b>	<b>5-2</b>	<b>3.19</b>	<b>79.0</b>	<b>28</b>	<b>0</b>	<b>0</b>	<b>36-21</b>	<b>3.49</b>	<b>487.2</b>	<b>189</b>	<b>1</b>	<b>4</b>
Anaheim	1-2	5.89	18.1	12	0	0	10-6	4.71	120.1	63	0	1
Oakland	1-2	8.16	14.1	13	0	0	4-4	4.67	81.0	42	0	2
Seattle	0-1	5.40	6.2	4	0	0	5-3	2.82	108.2	34	0	1
Texas	1-3	6.23	26.0	18	0	0	5-7	4.74	98.2	52	0	1
<b>vs West</b>	<b>3-8</b>	<b>6.47</b>	<b>65.1</b>	<b>47</b>	<b>0</b>	<b>0</b>	<b>24-20</b>	<b>4.21</b>	<b>408.2</b>	<b>191</b>	<b>0</b>	<b>5</b>
Home	7-6	3.53	130.0	51	0	0	51-29	3.30	733.1	269	1	6
Road	4-8	7.35	94.1	77	0	0	39-46	4.73	679.2	357	0	7
1st Half	5-8	5.29	117.1	69	0	0	48-41	3.91	792.1	344	0	11
2nd Half	6-6	4.98	107.0	59	0	0	42-34	4.09	620.2	282	1	2
Start	11-14	5.14	224.1	128	0	0	73-62	4.15	1151.1	531	1	0
Relief	-	-	-	-	-	-	17-13	3.27	261.2	95	0	13
April	2-2	3.75	36.0	15	0	0	12-12	3.89	176.0	76	0	3
May	1-3	6.89	31.1	24	0	0	14-9	3.10	223.2	77	0	4
June	2-2	5.10	42.1	24	0	0	17-14	4.23	291.2	137	0	4
July	2-3	3.55	38.0	15	0	0	21-13	3.74	283.2	118	0	0
August	3-2	4.50	42.0	21	0	0	13-14	5.05	208.1	117	1	0
Sept/Oct.	1-2	7.53	34.2	29	0	0	13-13	3.96	229.2	101	0	2

#### WELLS CAREER BY PARK

PARK	G	W-L-S	ERA	IP	ER	SO	PARK	G	W-L-S	ERA	IP	ER	SO
Bal. (Mem)	6	1-1-0	6.17	11.2	8	15	Chi. (Old)	5	0-0-0	2.61	10.1	3	6
Bal. (Camden)	20	7-7-0	3.53	139.0	52	93	Chi. (New)	9	2-4-0	4.38	51.1	25	26
Bos.	18	3-8-0	6.28	71.2	50	38	Cle. (Mun)	8	2-1-0	4.40	28.1	14	19
Det.	47	21-9-0	3.61	284.0	114	197	Cle. (Jcb)	2	1-0-0	3.00	15.0	5	8
N.Y.	18	9-1-2	2.84	79.1	25	69	K.C.	10	3-2-1	4.91	40.1	22	16
Tor. (Exhib)	38	5-4-2	2.92	64.2	21	58	Mil.	12	2-4-1	6.34	44.0	31	27
Tor. (Dome)	81	16-14-4	3.68	271.2	111	161	Min.	10	3-2-0	3.46	39.0	15	26
<b>EAST</b>	<b>228</b>	<b>62-44-8</b>	<b>3.72</b>	<b>922.0</b>	<b>381</b>	<b>631</b>	<b>CENTRAL</b>	<b>56</b>	<b>13-13-2</b>	<b>4.53</b>	<b>228.1</b>	<b>115</b>	<b>128</b>
Ana.	14	4-3-1	5.44	48.0	29	31	Tex. (Arl)	10	2-2-0	5.52	31.0	19	17
Oak.	11	2-2-2	4.24	34.0	16	24	Tex. (Prk)	3	0-3-0	6.23	17.1	12	4
Sea.	15	1-3-0	3.79	59.1	25	37	<b>WEST</b>	<b>53</b>	<b>9-13-3</b>	<b>4.79</b>	<b>189.2</b>	<b>101</b>	<b>113</b>

#### DIVISIONAL SERIES RECORD

YEAR Club/Opponent	W-L	ERA	G	GS	CG	Sho	SV	IP	H	R	ER	BB	SO
1995 CIN vs LA	1-0	0.00	1	1	0	0	0	6.1	6	1	0	1	8
1996 BAL vs Cle	1-0	4.61	2	2	0	0	0	13.2	15	7	7	4	6
<b>Division Series Totals</b>	<b>2-0</b>	<b>3.15</b>	<b>3</b>	<b>3</b>	<b>0</b>	<b>0</b>	<b>0</b>	<b>20.0</b>	<b>21</b>	<b>8</b>	<b>7</b>	<b>5</b>	<b>14</b>

#### LEAGUE CHAMPIONSHIP RECORD

YEAR Club/Opponent	W-L	ERA	G	GS	CG	Sho	SV	IP	H	R	ER	BB	SO
1989 TOR vs Oak	0-0	0.00	1	0	0	0	0	1.0	0	1	0	2	1
1991 TOR vs Min	0-0	2.35	4	0	0	0	0	7.2	6	2	2	2	9
1992 TOR vs Oak	Did not play.												
1996 BAL vs NYY	1-0	4.05	1	1	0	0	0	6.2	8	3	3	3	6
<b>LCS Totals</b>	<b>1-0</b>	<b>2.93</b>	<b>6</b>	<b>1</b>	<b>0</b>	<b>0</b>	<b>0</b>	<b>15.1</b>	<b>14</b>	<b>6</b>	<b>5</b>	<b>7</b>	<b>16</b>

#### WORLD SERIES RECORD

YEAR Club/Opponent	W-L	ERA	G	GS	CG	Sho	SV	IP	H	R	ER	BB	SO
1992 TOR vs Atlanta	0-0	0.00	4	0	0	0	0	4.1	1	0	0	2	3

#### WELLS' CAREER FIELDING NUMBERS

POSITION	G	PO	A	E	TC	DP	.PCT
Pitcher	348	82	196	8	286	11	.972

**WELLS' BESTS**

SEASON	
WINS .....	16 (1995)
ERA .....	2.40 (1989)
IP .....	224.1 (1996)
SO .....	139 (1993)
WIN STREAK .....	10 (1995)

GAME	
LOW-HIT CG .....	4, 9/14/95 vs SD
IP (starter, RS) 9.0 (12x), last on 6/30/96 @CWS	
IP (starter, PS) .....	6.2, 10/10/96 vs NYY
IP (relief RP) .....	6.0, 10/2/87 @ DET
SO .....	11 (2x), last on 9/6/96 vs DET

**WHITEN, MARK ANTHONY (Mark)  
OF**

**#35**

6-3, 235. Born 11/25/66 in Pensacola, FL. Opening Day Age: 30. Resides in Clearwater, FL. BS. TR. Married: Sheri Smith (11/13/93). Child: Daisha Cymone (9/3/95). College: Pensacola Junior College.

**MAJOR LEAGUE SERVICE:** 5 years, 164 days.

**CONTRACT STATUS:** Signed a one-year Major-League contract on January 9, 1997.



**1996 SEASON:** Was acquired by Seattle from Atlanta on 8/14 and hit .300 with 12 HR and 33 RBI in 40 games with the Mariners...hit pinch-hit HR to snap a 4-4 tie in a 6-5 win over the Yankees (off Wickman) in his 1st Mariners AB on 8/16...became the 1st player ever to hit a HR in last AB in one league and hit a HR in 1st AB in the other league...had game-winning pinch-hit 3-run HR in last AB as a Brave...hit in 9 straight games (11-for-27, .407) with 3 HR, 8/16-26...hit Mariners HR number 5 vs. Baltimore; a 2-out, bottom of the ninth, game-winning grand slam in a 9-6 win...had 4 RBI, including a 3-run HR at KC, 9/12...ninth A.L. HR was a grand slam in the Metrodome that hit the tarp above the right field upper deck...began the season with Philadelphia, hitting .236 with 7 HR and 21 RBI in 67 games...was released by the Phillies 6/17...signed with Atlanta as a free agent on 6/24...hit .256 with 3 HR and 17 RBI in 36 games with the Braves...hit combined .267 (85-for-318) with 16 HR and 51 RBI vs. RHP...hit .314 (33-for-105) with 8 HR and 53 RBI with RISP. **1995:** Was traded to the Red Sox from St. Louis, 4/8...was on D.L. with a strained left hamstring, 5/22-6/9...hit .385 in seven rehab games...was optioned back to Pawtucket, 6/23, where he hit .240 in 21 games...was recalled 7/17...overall made made 27 starts in RF and appeared in game as DH for Boston...was traded to Phi, 7/25...was 1-for-3, scoring the winning run in his Phillies debut, 7/25 vs. Col...hit LF upper deck HR at Veterans Stadium (8/11 vs. NYM off Pulsipher, 8/18 vs SF off Mulholland)...had 4th career multi-HR game, 8/15 at Hou (2 HR)...earned walks in a club record 6 straight games (8BB total)...hit game-winning 2-run HR in 11th inning, 9/9 vs. Hou...had 10-game hitting streak, 9/9-19 (.372 with 3HR and 11RBI)...tied for team lead in HR, despite playing just 60 games with the Phillies...went 7-for-7 in stolen base attempts. **1994:** Had career-best .293 BA...went on D.L. with a strained right rib cage muscle, 4/15-5/5...hit longest HR by a Cardinal at Busch Stadium (452' to RF), 5/6 vs NYM off Pete Smith...had career-high 14-game hitting streak...tied for club lead with 9 OF assists and 11 infield hits. **1993:** Was traded to St. Louis on 3/31...led club with 25 HR...hit 2 HR, one from each side of the plate, 9/14 vs Mon...hit 464' HR into upper deck, 8/11 at Pitt, becoming the only visiting player ever to reach the RF overhang...earned N.L. Player of the Week honors, 7/15-18 (.385, 3HR and 9RBI in 4 games)...shared N.L. Player of the Week honors with Houston's Darryl Kile, 9/6-11...tied M.L. record for HR (4) and RBI (12), 9/12 at Cin/Game 2...tied N.L. mark with 13 RBI in a doubleheader...his 4 HR game was the 12th in M.L. history and 1st since Bob Horner in 1986...his 16 total bases were most in 1 game since Fred Lynn had 16 in 1975...led St. Louis OF with 148 games and 329 putouts...voted best arm in the N.L. by the managers. **1992:** Finished 2nd among A.L. outfielders with 14 assists...had 3 hits and 5 RBI, 4/17 at NYY...tied career-high with 4 hits, 4/29 vs. Oak...had career-best 11-game hitting streak, 5/16-27...hit 1st career grand slam, 5/19 vs. Texas off Jeff Robinson...missed 10 games with a contusion on his right eye after fouling a bunt off his face, 6/4...led club in walks, 2nd in stolen bases and was 3rd with .347 OBP...voted best OF arm in A.L. for 2nd straight year. **1991:** Was traded to Cle, 6/27...led A.L. rookie OFs with 13 assists, triples, tied for 2nd with 45 RBI and was 5th in HR...was voted best OF arm in the A.L. by M.L. managers...had 7-game hitting streak, 7/13-19...had first 2-HR game, 8/5 at Teaxs (both off Kevin Brown)...sprained his ankle 9/4 at Min while fielding a ball in the 1st inning; missed 18 games and was out until 9/27. **1990:** First season in Triple-A...had 13-game hitting streak, 6/13-24...had 5-hit game, 6/30 vs. Oklahoma City...named to Triple-A All-Star team and season ending I.L. All-Star team...*Baseball America's* Top

Prospect in the International League...promoted to the majors for the 1st time on 7/12...hit 1st M.L. HR, 7/26 vs KC off Kevin Appier...optioned back to Syracuse, 8/13, and was recalled on 8/30...started 20 games for Toronto in RF. **1989:** Led Knoxville in runs and walks...led Southern League in HBP (11) and 2nd in OF assists (17). **1988:** Led Florida State League in OF assists (21)...promoted to Double-A Knoxville, 8/3...had 125 hits in 127 minor league games. **1987:** Named by *Baseball America* as OF with the best arm in the South Atlantic League...named to S.A.L. All-Star team and by Howe News Bureau as S.A.L. "Star of Stars" award winner for statistical excellence...led S.A.L. in games, total chances (322), assists (13) and doubleplays (4) by an OF. **1986:** Played in all 70 games for Medicine Hat of the Pioneer League...winner of the R. Howard Webster Award, as team's MVP. **PERSONAL:** Graduated from Pensacola High (FL) in 1984...attended Pensacola Junior College, where he won team MVP honors...finalist for 1993 ESPN "ESPY" award for outstanding performance, for his 4 HR @ Cin on 9/12.

### CAREER PLAYING RECORD

YEAR	CLUB	AVG	G	AB	R	H	2B	3B	HR	RBI	BB	SO	SB
1986	Medicine Hat	.300	70	270	53	81	16	3	10	44	29	56	22
1987	Myrtle Beach	.253	+139	494	90	125	22	5	15	64	76	149	49
1988	Dunedin	.252	99	385	61	97	8	5	7	37	41	69	17
	Knoxville	.259	28	108	20	28	3	1	2	9	12	20	6
1989	Knoxville	.258	129	423	+75	109	13	6	12	47	+60	114	11
1990	Syracuse	.290	104	390	65	113	19	4	14	48	37	72	14
	TORONTO	.273	33	88	12	24	1	1	2	7	7	14	2
1991	TORONTO	.221	46	149	12	33	4	3	2	19	11	35	0
	CLEVELAND-a	.256	70	258	34	66	14	4	7	26	19	50	4
1992	CLEVELAND	.254	148	508	73	129	19	4	9	43	72	102	16
1993	ST. LOUIS-b	.253	152	562	81	142	13	4	25	99	58	110	15
1994	Louisville	.300	3	10	2	3	1	0	1	3	1	1	0
	ST. LOUIS-c	.293	92	334	57	98	18	2	14	53	37	75	10
1995	BOSTON-d,e	.185	32	108	13	20	3	0	1	10	8	25	1
	Pawtucket	.284	28	102	19	29	3	1	4	13	19	39	4
	PHILA-f,g	.269	60	212	38	57	10	1	11	37	31	63	7
1996	PHILADELPHIA	.236	60	182	33	43	8	0	7	21	33	62	13
	ATLANTA-h	.256	36	90	12	23	5	1	3	17	16	25	2
	SEATTLE-i,j	.300	40	140	31	42	7	0	12	33	21	40	2
<b>Minor League Totals</b>		<b>.268</b>	<b>600</b>	<b>2182</b>	<b>385</b>	<b>585</b>	<b>85</b>	<b>25</b>	<b>65</b>	<b>263</b>	<b>275</b>	<b>520</b>	<b>123</b>
<b>AL Totals</b>		<b>.251</b>	<b>369</b>	<b>1251</b>	<b>175</b>	<b>314</b>	<b>48</b>	<b>12</b>	<b>33</b>	<b>138</b>	<b>138</b>	<b>266</b>	<b>25</b>
<b>NL Totals</b>		<b>.263</b>	<b>400</b>	<b>1380</b>	<b>221</b>	<b>363</b>	<b>54</b>	<b>8</b>	<b>60</b>	<b>227</b>	<b>175</b>	<b>335</b>	<b>47</b>
<b>Major League Totals</b>		<b>.257</b>	<b>769</b>	<b>2631</b>	<b>396</b>	<b>677</b>	<b>102</b>	<b>20</b>	<b>93</b>	<b>365</b>	<b>313</b>	<b>601</b>	<b>72</b>

+ denotes league leader.

Selected by Toronto in the fifth round of the June 1986 free-agent draft.

- a - Traded to Cleveland with LHP Denis Boucher and OF Glenallen Hill for RHP John Candiotti and OF Turner Ward, June 17, 1991.
- b - Traded to St. Louis for RHP Mark Clark and SS Juan Andujar, March 31, 1993.
- c - On disabled list with pulled rib cage muscle, April 18-May 5, 1994.
- d - Traded to Boston with LHP Rheel Comier for INF Scott Cooper, RHP Cory Bailey and a player to be named later, April 8, 1995.
- e - On disabled with strained left hamstring, May 22-June 8, 1995.
- f - Traded to Philadelphia for INF Dave Hollins, July 24, 1995.
- g - Resigned by Philadelphia as a free agent, December 21, 1995.
- h - Released by Philadelphia, June 17, signed by Atlanta, June 24, 1996.
- i - Traded to Seattle for RHP Roger Blanco, August 14, 1996.
- j - Signed by New York (AL) as a free agent, January 9, 1997.

### WHITEN CAREER BY PARK

PARK	AVG	AB	H	HR	RBI	PARK	AVG	AB	H	HR	RBI
Bal. (Memorial)	.500	6	3	0	0	Chi. (Old)	-	-	-	-	-
Bal. (Camden)	.241	29	7	1	2	Chi. (New)	.304	46	14	0	0
Bos.	.187	91	17	1	7	Cle. (Municipal)	.268	396	106	8	34
Det.	.267	45	12	1	7	Cle. (Jacobs)	.056	18	1	0	1
N.Y.	.237	76	18	4	12	K.C.	.185	54	10	1	5
Tor. (Exhibition)	-	-	-	-	-	Mil.	.244	41	10	1	6
Tor. (SkyDome)	.224	143	32	3	17	Min.	.367	30	11	3	7
<b>EAST</b>	<b>.228</b>	<b>390</b>	<b>89</b>	<b>10</b>	<b>45</b>	<b>CENTRAL</b>	<b>.260</b>	<b>585</b>	<b>152</b>	<b>13</b>	<b>53</b>
Ana.	.177	62	11	0	3	Tex. (Arlington)	-	-	-	-	-
Oak.	.246	61	15	2	6	Tex. (Ballpark)	.375	40	15	3	11
Sea.	.283	113	32	5	20	<b>WEST</b>	<b>.264</b>	<b>276</b>	<b>73</b>	<b>10</b>	<b>40</b>

CLUB	1996					CAREER				
	AB	H	HR	RBI	.AVG	AB	H	HR	RBI	.AVG
Baltimore	22	6	3	6	.273	81	20	4	8	.247
Boston	23	10	2	7	.435	100	23	2	12	.230
Detroit	-	-	-	-	-	75	23	1	11	.307
New York	17	5	2	4	.294	112	29	5	14	.259
Toronto	-	-	-	-	-	59	16	1	8	.271
<b>vs East</b>	<b>62</b>	<b>21</b>	<b>7</b>	<b>17</b>	<b>.339</b>	<b>427</b>	<b>111</b>	<b>13</b>	<b>53</b>	<b>.260</b>
Chicago	-	-	-	-	-	97	27	1	4	.278
Cleveland	7	0	0	0	.000	46	4	0	2	.087
Kansas City	9	3	1	4	.333	113	23	3	13	.204
Milwaukee	-	-	-	-	-	99	25	3	14	.253
Minnesota	12	5	2	5	.417	74	21	5	10	.284
<b>vs Central</b>	<b>28</b>	<b>8</b>	<b>3</b>	<b>9</b>	<b>.286</b>	<b>429</b>	<b>100</b>	<b>12</b>	<b>43</b>	<b>.233</b>
Anaheim	11	2	0	1	.182	91	22	0	5	.242
Oakland	25	9	2	6	.360	116	31	3	14	.267
Seattle	-	-	-	-	-	81	20	1	5	.247
Texas	14	2	0	0	.143	107	30	4	18	.280
<b>vs West</b>	<b>50</b>	<b>13</b>	<b>2</b>	<b>7</b>	<b>.260</b>	<b>395</b>	<b>103</b>	<b>8</b>	<b>42</b>	<b>.261</b>
Home	164	47	9	33	.287	1241	319	43	173	.257
Road	248	61	13	38	.246	1390	358	50	192	.258
1st Half	211	51	7	24	.242	1285	328	39	166	.255
2nd Half	201	57	15	47	.284	1346	349	54	199	.259
vs RHP	318	85	16	51	.267	1894	489	63	274	.258
vs LHP	94	23	6	20	.245	737	188	30	91	.255
Pinch-hit	18	5	3	6	.278	41	11	3	10	.268
Des.hitter	25	2	0	1	.080	25	2	0	1	.080
April	79	17	3	7	.215	351	89	12	45	.254
May	68	19	2	8	.279	444	116	10	49	.261
June	49	11	2	8	.224	366	81	10	46	.221
July	53	13	2	8	.245	484	127	18	72	.262
August	68	20	6	17	.294	518	143	23	79	.276
Sept/Oct.	95	28	7	23	.295	468	121	20	76	.259

#### CAREER FIELDING NUMBERS

POSITION	G	PO	A	E	TC	DP	.PCT
Outfield	769	1584	67	49	1700	8	.971

#### BESTS

SEASON	GAME
AVG ..... 293 (1994)	H ..... 4 (3x), last on 9/7/93/G2 at CIN
H ..... 142 (1993)	HR ..... 4, 9/7/93/G2 at CIN
HR ..... 25 (1993)	RBI ..... 12, 9/7/93/G2 at CIN
RBI ..... 99 (1993)	RUNS ..... 4, 9/7/93/G2 at CIN
HIT STREAK ..... 14 g (1994)	SB ..... 2, 5/3/92 vs CAL

## WILLIAMS, BERNABE FIGUEROA (Bernie) OF

#51

6-2, 205. Born 9/13/68 in San Juan, Puerto Rico. Opening Day Age: 28. Resides in Bayamon, Puerto Rico. BS. TR. Married: Waleska. Children: Bernie Alexander (9/23/90), Beatrice Noemi (4/20/94) and Bianca (9/14/95).

**MAJOR LEAGUE SERVICE:** 4 years, 115 days.

**CONTRACT STATUS:** Signed a one-year Major-League contract on February 12, 1997, thus avoiding arbitration.



**1996 SEASON:** Hit .305 with career-highs of 29 HR and 102 RBI...29 HR is the most by a Yankee centerfielder since Bobby Murcer hit 33 in 1972...recorded career-high 10 assists, which tied him for 5th among outfielders in the A.L...had 45 multi-hit games, including ten 3-hit, one 4-hit and tied his career high twice with two 5-hit games (5/1 @ Bal, 15 innings and 5/27 @ Cal)...played in 143 games, started 142 (140 in CF, 2 at DH)...went on the D.L. on 5/22 with a strained left calf muscle (retroactive to 5/11)...was reinstated on 5/26...had 3 multi-HR games (6 in his career), 6/8 @ Det, 9/12 @ Det and 9/19 vs Bal...hit 3rd career grand slam on 4/26 vs Min, capping a 5-run Yankee 6th inning in a 5-4 come-from-behind win...hit a 3-run HR and a grand slam (4th career) on 9/12 @ Det in a 12-3 win (also drove in a career-high 8 RBI), becoming only the 7th Yankee in history to do so (Selkirk in 1935 and 38, Lazzeri in 1936, Dickey in 1938, DiMaggio in 1939 and 49, Pepitone in 1964 and Pagliarulo in 1988)...was the 3rd time in his career that he hit HR from

both sides of the plate, tying Tom Tresh for 3rd on the Yankees' all-time list (Mickey Mantle 10, Roy White 5)...recorded his 4th career switch-hitting HR game in Game 4 of the Division Series on 10/5 @ Tex...hit HR in 3 consecutive games @ Min, 6/18 (doubleheader)-6/19...hit .345 with 6 HR and 15 RBI in the post season...hit .467 with 3 HR and 5 RBI in the Division Series vs Tex...hit solo HR in the top of the 1st inning in Game 3 @ Tex, finishing the inning by robbing Greer of a HR to straight-away center field and scored the game-tying run in the 8th inning in the 5-4 win...was the spark to 6-4 Game 4 win after being down 0-4, hitting 2 HR from opposite sides of the plate...the only player in M.L. history to hit switch-hitting HR in a single post-season game, he has done it twice (also Game 3 of the 1995 Division Series @ Sea)...hit .474 with 2 HR and 6 RBI in the ALCS vs Bal...hit game-winning solo HR to lead off the bottom of the 11th inning of Game 1...hit a 2-run HR in the 1st inning of the Yankees' 8-4 win in Game 4...became the 2nd Yankee to be awarded the ALCS Most Valuable Player (Graig Nettles in 1981)...hit .167 with 1 HR and 6 RBI in the World Series...hit a 2-run HR in a 3-run 8th inning in a 5-2 Yankee win. **1995:** Had the best season of his career and one of the best seasons by any Yankee in '95...hit .307 with 18 HR and 82 RBI...all are career highs...also had a career-high 9 triples, the most by a Yankee since Jerry Mumphrey had 10 in 1982...led the club in games, runs, hits, total bases, triples, walks and stolen bases (T1st, Kelly)...missed just 2 starts in CF all season (5/25 @Cal, 9/26 @Mil) and has started there for the Yankees in 204 of the their last 206 games...on 5/25 @Cal did not start for the first time since 6/5/94, snapping a string of 84 straight starts in CF...his second missed start came on 9/26 @Mil after he missed a flight from Puerto Rico following an off-day...had gone home following the afternoon game on 9/24 to see his new-born daughter, Bianca, born on 9/14...on 9/26 arrived in the third inning and was inserted into the lineup...had started 116 consecutive games until then...his first missed start came in the middle of a 2-32 slump, including a season-high 0-15 skid, that dropped his BA to a season-low .188 through 25 games on 5/27...beginning 5/28 hit .332 in 119 games the rest of the season...from 5/23-5/27 went hitless in 4 consecutive starts (0-15) and the rest of the season only twice went hitless in consecutive starts (6/19-6/20, 7/6-7/7)...on 5/28 @Oak snapped that 0-15 skid with a 2-run HR off Harkey...on 5/30 @Sea recorded the 200th RBI of his career...hit 4 HR in his first 38 games but then from 6/11-6/21 hit 4 HR with 12 RBI in an 11-game span...from 6/6-16 had five 3-hit games in 11 starts (18-45, .400)...in 4 games from 6/11-6/14 had three 3-hit games...on 6/6 vs Oak hit his 100th career double...on 7/4 @Chi became the first Yankee with 2 triples in a game since Claudell Washington on 6/17/88 @Cle...on 7/12 vs KC was in the leadoff spot and reached safely in all 5 plate appearances (3 hits, 2 walks)...in August hit .354 with 3 HR and 20 RBI...tied LA's Mike Piazza for the Major League lead with 46 hits that month...were the most hits in a month by a Yankee since Steve Sax had 47 hits in September 1991...from 8/4-8/12 had a season-high 10-game hitting streak, raising BA to .280 from .271 through 98 games...on 8/6 @Det off Bohanon hit his fourth leadoff HR of his career...on 8/19 @Cal had a career-high 3 doubles for the second time (8/4/94 @Min)...on 8/21 @Oak committed 2 errors in a game for the first time in his career...through 111 games on 8/26 was hitting .279 with 15 HR and 62 RBI...beginning 8/27 hit .405 with 3 HR and 20 RBI in 33 games ending the regular season...on the 13-game homestand from 8/28-9/10 hit .451, raising BA to .301 from .283, with 3 doubles, 3 triples, 1 HR and 12 RBI...was his highest BA ever for any homestand and followed it with his highest BA ever on any road trip of more than 3 games, hitting .458 @Cle & @Bal from 9/11-9/17...on the 13-game homestand from 8/28-9/10 and the 7-game road trip from 9/11-9/17 combined to hit .453 with 3 HR and 16 RBI, raising BA to .308 from .283...the morning of 9/15 was scheduled to fly to Puerto Rico following the birth of daughter Bianca the night before but did not leave the team because the airport in Puerto Rico was closed by Hurricane Marilyn...in the next 4 games beginning 9/15 went 9-12, raising BA to a season-high .312, and reached base safely in 15-17 plate appearances...beginning 9/15 hit .364 the rest of the season and ended it with a 3-game hitting streak (6-14). **1994:** Hit .289 with 12 HR, 57 RBI and 16 stolen bases in 25 attempts...tied his career high with 12 HR...led the Major Leagues with a .362 BA as a leadoff hitter...led the Yankees with 108 appearances, 408 AB, 80 runs and 29 doubles...made team-high 104 starts, all in CF...led the team with 61 starts batting seventh in the order (.260, 58-233, 9 HR, 34 RBI, 48 R) and was second behind Polonia (73) with 28 starts as the leadoff hitter (.362, 46-127, 3 HR, 15 RBI, 27 R)...also hit sixth (.200, 9-45, 5 RBI) and eighth (.385, 5-13, 3 RBI)...hit .178 in April, .282 in May, .316 in June, .327 in July and .327 in August...on 4/17 @Det made the first pinch-hit appearance of his career (RBI-fielder's choice)...through 28 games on 5/9 was hitting .168 with 4 HR and 11 RBI, including hitless streaks of 0-11 (4/8-4/12), 0-11 (4/15-4/19) and 0-18 (5/3-5/11)...beginning 5/11 hit .326 (102-313) with 8 HR and 46 RBI in 80 games the rest of the season...on 5/11 vs Cle snapped the 0-18 skid with an RBI-single in the fifth inning off Martinez and hit .339 the rest of the month, raising BA to .232...began June hitless in his first 3 games (0-8) but then put together one of the best 3-game stretches of any Yankee all season...from 6/6-6/8 @Tex homered in 3 straight games for the

first time in his career and went 7-12 with 2 doubles, 4 HR and 11 RBI...sandwiched that 3-game series between a pair of 0-9 skids...on 6/6 @Tex snapped the first 0-9 streak with one of the best games of his career...went 3-5 with 2 HR, including his second career grand slam, and a career-high 7 RBI...was his only career 2-HR game and tied his career high with 9 total bases...became just the fifth Yankee ever to homer from each side of the plate in the same game (Mantle 10, White 5, Tresh 3, Smalley 1)...hit a 2-run HR in the fourth inning off RHP Duff Brumley, then in the ninth off LHP Darren Oliver hit the Yankees' fourth grand slam of the season (O'Neill, Nokes, Leyritz) and the first grand slam hit at The Ballpark in Arlington...became the first Yankee to homer left-handed and right-handed in the same game since Roy Smalley did it on 9/5/82 @KC...on 6/8 @Tex had his second career leadoff HR (off Hurst)...beginning 6/9 did not homer in 21 straight games, his longest homerless drought of the season...broke that streak on 7/2 vs Sea with a solo HR off Fleming...in a 3-game stretch from 6/21-6/24 had 6 hits, 2 each game, and 5 doubles...in the seventh inning on 6/22 vs Min tied a Major League record and became the first Yankee with 2 doubles in an inning since Mattingly did it on 4/11/87 @KC...Yankees had 3 doubles and a homer in that 7-run inning...hit .327 in 27 July games, including 13 multi-hit games...on 7/22 @Cal had his fourth career 4-hit game and his third career first-inning leadoff HR...also tied his career high with 4 runs scored...on 8/4 @Min had 3 doubles in a game for the first time in his career...beginning 8/4 ended the season with a season-high 8-game hitting streak (.342), raising BA from .284...as a pinch-hitter went 1-3 with 2 RBI...are the only PH appearances of his career...hit .243 with RISP...with the bases loaded went 5-20 with 12 RBI with his second career grand slam (6/6 @Tex off Oliver)...hit his other grand slam on 6/14/93 vs Bos off Darwin...had 12 infield singles...did not have a bunt hit...had hitting streaks of 8 (8/4-8/11), 6 and 5 games...had hitless streaks of 0-18 (5/3-5/11), 0-11, 0-11, 0-9 and 0-9...hit 12 HR, including six solo HR, four 2-run HR, one 3-run HR and his second career grand slam...ranked second on the team with 38 multi-hit games (O'Neill, 40), including 30 2-hit games, seven 3-hit games and a 4-hit game on 7/22 @Cal...3 times in his career has led off games with HR (4/27/93 @Cal off Finley, 6/8/94 @Tex off Hurst, 7/22/94 @Cal off Lorraine)...committed 3 errors in 287 chances in the OF, 13th-best fielding percentage in the American League (.990)...as a RH batter hit .366 with 6 HR and 27 RBI in 145 AB...as a LH batter hit .247 with 6 HR and 30 RBI in 263 AB...stole 16 bases in 25 attempts...his .313 road BA ranked T13th in the American League.

### SWITCH-HITTING FEATS

On 6/6/94 @Tex, Bernie Williams became just the fifth Yankee switch-hitter ever to homer from each side of the plate in the same game, joining Mickey Mantle (10 times), Roy White (5), Tom Tresh (3) and Roy Smalley (1)...Williams accomplished the feat for the 63rd time in Major League history...in Game 3 of the 1995 American League Division Series @Sea, he did it again to become the first Major League player ever to homer from each side of the plate in a post-season game...he hit HR from the opposite sides of the plate twice in 1996...once in the regular season on 9/12 @ Det and once in the post season on 10/5/96 in Game 4 of the Division Series @ Tex.

**1993:** In his first full season in the Major Leagues hit .268 with 12 HR, 68 RBI and 9 SB in 139 games...had a career-high 21-game hitting streak from 8/1-8/23, the longest by a Yankee since Don Mattingly hit safely in 24 straight games in 1986...tied with Montreal's Delino DeShields and San Francisco's Robby Thompson for the second-longest hitting streak in the Major Leagues behind John Olerud's 26-game streak...missed 23 games with an appearance on the disabled list from 5/13-6/7 (rib cage)...led the Yankees in games started with 139...made every one of his starts in CF and started every game of the season in which he was not on the DL...began the season as the Yankees' leadoff batter, hitting .239 with 9 HR and 39 RBI in 66 starts there through the All-Star Break...after the break predominantly hit in the No. 6 slot, with Wade Boggs leading off...after the break made 63 starts in the 6-spot (.310, 26RBI) and 9 starts in the 7-spot (.222, 2RBI)...started the last game of the season in the leadoff position...in April hit .264 with 2 HR and 12 RBI...hit safely in 15-21 games in April, including a 7-game hitting streak from 4/20-4/27...on 4/27 @Cal, led off the game with a solo HR off Finley...was the first leadoff HR of his career...played in only 12 games in May before he was put on the DL...suffered the injury on 5/12 vs Mil, left that game with a muscle strain in his rib cage after a check-swing in the first inning...at the time of the injury was hitting .248 with 2 HR and 15 RBI in 33 games...in June had one of the best months of his career, hitting .255 with monthly career highs in HR (5) and RBI (20)...came off the DL on 6/7 and the rest of the season hit .274 with 10 HR and 47 RBI in 106 games...that night @KC went 2-5 with his third HR of the season...on 6/14 vs Bos hit the first grand slam of his career, a fifth-inning shot off Danny Darwin...the next day went 4-5 with another HR, the only time all season he

homered in consecutive games...from 6/14-6/17 hit 3 HR in a 4-game span...on 6/17 vs Min hit his career-high sixth HR in his 181st AB...hit .280 with 3 HR and 15 RBI in July...at the All-Star Break was hitting .234 with 9 HR and 39 RBI...hit .298 with 3 HR and 29 RBI after the break...began the second half of the season batting in the 6-hole and went 22-59 (.373) with 10 RBI in his first 15 games...on 7/27 @Det recorded his third career 4-hit game...finished July hitting .280 to raise his overall BA to .260...on 8/1 began his career-high 21-game hitting streak, hitting .361 during the streak to raise his season average to .281 from .260...in August hit .349 with 1 HR and 11 RBI, hitting safely in 26-28 games in the month...in September/October hit .214 with 1 HR and 7 RBI, dropping BA to .268 from .281...was hitting .283 on 9/6 but hit .189 (17-90) in his last 23 games of the season to drop his season BA to .268...three times recorded a career-high 4 RBI (6/14 vs Bos, 7/19 vs Sea, 8/17 (G1) vs Tex)...ranked 11th in the American League with 4 errors in 139 games in the OF...hit 10 HR in his first 304 AB and 2 HR in his last 263 AB...had 8 infield hits and 1 bunt single...hit .270 with RISP and went 5-23 (.217) with 1 HR and 14 RBI with the bases loaded...hit .325 (7HR, 29RBI) vs LHP and .239 (5HR, 39RBI) vs RHP. **1992:** Began the season on the 25-man roster...played in 2 games, including 1 start, and went 1-5...on 4/15 was optioned to Columbus, when Russ Springer was recalled...appeared in 95 games for the Clippers and hit .306 in 95 games with 8 HR and 50 RBI...was recalled from Columbus on 7/31, when Danny Tartabull went on the DL...on 8/1 was inserted into the leadoff spot and started every inning of every game the rest of the way...after recall, started 3 games each in RF and LF before becoming a fixture in CF from 8/7 through the end of the season...hit in first 4 games after recall (5-18)...from 8/7-8/15 hit 3 HR...homer off John Doherty on 8/10 @Det hit facing of the roof in RF at Tiger Stadium...hit in last 9 games of August, raising average from .226 to .246...from 8/23-9/13 hit in 19-20 games at .303 (27-89)...after taking an 0-6 on 9/1 @Mil, reached safely in the final 29 games of the season at .328 (41-125, 10BB)...from 8/12 until the end of the season reached in 48 of 49 games...walked in 7 straight games from 8/16-22...8/24 vs Mil, reached safely 4 times (1-2, 3BB)...from 9/2-13 hit in 10 consecutive games...included was a 4-hit game on 9/12 vs KC...after taking collar on 9/14, hit in next 7 games (13-32), including 5 multi-hit efforts...doubled in 6 straight games from 9/16-22...9/24 vs Det, went 3-4 with a triple, RBI and 3 runs scored...ended season by hitting in 5 straight contests...from 9/6 until the end of the season hit .333, raising average from .236 to .280...played winter ball in Puerto Rico for Arecibo, playing in just 7 games...winter ball season interrupted when he underwent successful arthroscopic surgery on 12/19 to repair ligament damage in his left knee...surgery was performed by Dr. Dan Kanell...after recall on 7/31, played in every inning of every game (558 innings, 60 games)...reached base safely in 56-60 games (93%) after recall...hit .298 (1HR, 9 RBI) as a RH hitter; .271 (4 HR, 17 RBI) hitting LH...had 5 outfield assists in only 62 games...HR on 8/10 @Det traveled 445 feet, the longest HR in the AL in August, according to IBM Tale of the Tape...had a Clipper-record 2 triples in one inning, 6/7 vs Rochester...led team with 9 triples (tied for league lead) in 95 games...stole 20 bases in 28 attempts...at Columbus, hit .393 as a RH hitter (4 HR, 22RBI) and .264 as a LH hitter (4HR, 28RBI)...finished fourth in International League in SLG (.485), fifth in OBP (.389) and fifth in BA (.306)...hit HR from each side of the plate on 6/5 @Toledo...was organization's Player of the Month for June and IL Batter of the Week (6/7-13)...named to IL mid-season and post-season All-Star teams...ranked fourth-best prospect in the IL by Baseball America. **1991:** Was recalled on 7/7 from Columbus and became the starting center fielder for the remainder of the season...at the time of recall, was hitting .294 with 8 HR, 37 RBI and 9 steals...batting lefthanded, hit .318 with 8 HR and 34 RBI...batting righthanded, hit .219 with 3 RBI...started the night of his recall, the final game before the break on 7/7 vs Bal (1-3, 2 RBI)...first hit was a ninth-inning single (Olson)...started all 20 of the team's games in July...hit .355 (11-31) with 2 HR and 8 RBI over first 10 games, but over final 10 games in July was 7-40 with 3 RBI...first HR was in fifth game (16th AB) on 7/14 @Cal (Finley)...homered in next game @Sea (Krueger)...started all 31 of the club's games in August...hit in a season-best 7 straight games from 7/31-8/6 raising BA from .254 to .276...from 8/15-18, hit a double in 4 straight games...on 8/21 @KC, struck out all 5 times he batted...became second Yankee in history to fan 5 times in a game, joining Johnny Broaca (pitcher), who did so on 6/25/34...hit HR on 8/28 vs Tex (Rosenthal), his first HR batting lefthanded...hit .186 in September but hit .409 (9-22) in October in his final 6 games, raising his BA from .225 to a season-ending .238 mark...included was first career 5-hit game on 10/5 vs Cle, the second 5-hit game by a Yankee in 1991 (RKelly)...hit .343 (23-67) with RISP, including .483 (14-29) with less than 2 out...was 3-5 with 7 RBI with the bases loaded...stole 10 bases in 15 attempts...was one of 4 Yankees to steal at least 10 bases (Sax, RKelly, PKelly), the first Yankee quartet to steal 10 bases each since 1985...hit .255 batting LH and .202 batting RH...committed 5 errors, posting a .979 fielding percentage...at Columbus, was voted to play in the Triple-A All-Star Game but did not play because of his 7/7 promotion...voted International League Player of the Week (5/26-6/1)...tied for the team lead in triples

(4) with Pat Kelly. **1990:** Was named to the Eastern League All-Star Team at Class AA Albany...hit .289 with 8 HR and 54 RBI, stealing 39 bases over 134 games...led the league in stolen bases, runs (91) and walks (98)...also named to *Baseball America's* Class AA All-Star Team...named in *Baseball America's* post-season poll as the second-best prospect in the Eastern League...led club in games (134), AB (466), runs (91), hits (131), 2B (28), walks (98) and SB (39)...in June and July combined to hit .348 with 4 HR and 34 RBI over 63 games...named Eastern League Player of the Week for period of 7/16-22...hit .350 in post-season play. **1989:** Played at Class AAA Columbus and Class AA Albany...started the season with the Clippers, where he hit .216 with 2 HR and 16 RBI over 50 games...in 91 games at Albany hit .252 with 11 HR and 42 RBI...his 8 triples ranked third in the Eastern League...had 30 XBH and posted a .443 slugging percentage. **1988:** Played 92 games for Class A Prince William and batted .335 with 7 HR and 45 RBI along with 29 stolen bases...his season ended on 7/14, when he ran into an outfield wall at Hagerstown chasing a fly ball, suffering a fracture of the right navicular bone (wrist)...was placed on the Cannons' disabled list, where he remained for the rest of the season...still led the Carolina League in hitting and finished tied for third in triples (7). **1987:** Split his time between Class A Ft. Lauderdale and Oneonta...started the season at Ft. Lauderdale, where he hit .155 with 4 RBI and 9 SB in 25 games...separated his shoulder on 5/7, missing a month of the season...when he returned, was assigned to Oneonta and in 25 games hit .344 with 15 RBI and 9 stolen bases...missed games later in the year at Oneonta with a groin pull...was added to the Yankees' 40-man roster on 11/8/87. **1986:** Spent his first professional season at Sarasota, where he hit .270 in 61 games with 2 HR, 25 RBI and 33 SB...led the Gulf Coast League in runs (45) and times caught stealing (12)...led GCL outfielders in total chances (123) and putouts (117)...named as an outfielder on the Gulf Coast League All-Star Team. **PERSONAL:** Was signed by Fred Ferreira and recommended by Roberto Rivera...attended college at the University of Puerto Rico, working toward a degree in biology...graduated from Escuela Libre de Musica High School in San Juan...at age 15 won 4 gold medals at an international track meet and was one of the world's top 400 meter runners for his age group...played Little League and Babe Ruth League as a youngster, playing against Juan Gonzales and Ivan Rodriguez...enjoys playing classical guitar and listening to jazz...in 1997, took over for Don Mattingly as Yankee representative for the Children's Health Fund, donating and raising money for each home run he hits...established by singer Paul Simon, the Fund provides health care for underprivileged and homeless children nationwide.

#### CAREER PLAYING RECORD

- \* Led American League in putouts (432) and total chances (441), center field, 1995.
- \* Tied for the American League lead in games (144) and errors (8), center field, 1995.
- \* Led the Major Leagues in batting average by a leadoff hitter (.362), 1994.
- \* Triple-A All-Star Game selection, 1992.
- \* Named to International League All-Star Team, 1992.
- \* Named International League Batter of the Week for June 7-13, 1992.
- \* Shares the major league single-game record for strikeouts (9 innings) with 5, August 21, 1991.
- \* Named to International League All-Star Team, 1991.
- \* Named International League Player of the Week for May 26-June 1, 1991.
- \* Named to *Baseball America's* Class AA All-Star Team & Eastern League All-Star Team, 1990.
- \* Led Eastern League in runs (91), walks (98), stolen bases (39) and caught stealing (18), 1990.
- \* Led Eastern League outfielders in total chances (307) & tied for lead in double plays (4), 1990.
- \* Named Eastern League Player of the Week for July 16-22, 1990.
- \* Led Carolina League in hitting (.335), 1988.
- \* Named to Gulf Coast League All-Star Team, 1986.
- \* Led Gulf Coast League in runs (45) and times caught stealing (12), 1986.
- \* Led Gulf Coast League outfielders in total chances (123) and putouts (117), 1986.

YEAR	CLUB	AVG	G	AB	R	H	2B	3B	HR	RBI	BB	SO	SB
1986	Sarasota-a	.270	61	230	+45	62	5	3	2	25	39	40	33
1987	Ft. Lauderdale-a	.155	25	71	11	11	3	0	0	4	18	22	9
	Oneonta-a	.344	25	93	13	32	4	0	0	15	10	14	9
1988	Prince William-a,b	+.335	92	337	72	113	16	7	7	45	65	65	29
1989	Albany	.252	91	314	63	79	11	8	11	42	60	72	26
	Columbus	.216	50	162	21	35	8	1	2	16	25	38	11
1990	Albany	.281	134	466	+91	131	28	5	8	54	+98	97	+39
1991	Columbus	.294	78	306	52	90	14	6	8	37	38	43	9
	YANKEES	.238	85	320	43	76	19	4	3	34	48	57	10
1992	Columbus	.306	95	363	68	111	23	9	8	50	52	61	20
	YANKEES	.280	62	261	39	73	14	2	5	26	29	36	7
1993	YANKEES-c	.268	139	567	67	152	31	4	12	68	53	106	9
1994	YANKEES	.289	108	408	80	118	29	1	12	57	61	54	16
1995	YANKEES	.307	144	563	93	173	29	9	18	82	75	98	8
1996	YANKEES-d	.305	143	551	108	168	26	7	29	102	82	72	17
<b>Minor League Totals</b>		<b>.284</b>	<b>651</b>	<b>2342</b>	<b>436</b>	<b>664</b>	<b>112</b>	<b>39</b>	<b>46</b>	<b>288</b>	<b>405</b>	<b>452</b>	<b>185</b>
<b>Major League Totals</b>		<b>.285</b>	<b>681</b>	<b>2670</b>	<b>430</b>	<b>760</b>	<b>148</b>	<b>27</b>	<b>79</b>	<b>369</b>	<b>348</b>	<b>423</b>	<b>67</b>

+ denotes league leader.

Signed by New York (AL) as a free agent on September 13, 1985.

- a - Batted righthanded only.
- b - On disabled list July 15 through remainder of season (right wrist), 1988.
- c - On disabled list May 13-June 7, 1993 (rib cage).
- d - On disabled list May 11-26, 1996 (strained left calf muscle).

**BWILLIAMS CAREER BY PARK**

PARK	AVG	AB	H	HR	RBI	PARK	AVG	AB	H	HR	RBI
Bal. (Memorial)	.000	12	0	0	0	Chi. (Old)	-	-	-	-	-
Bal. (Camden)	.348	112	39	5	16	Chi. (New)	.274	95	26	3	11
Bos.	.340	94	32	2	17	Cle. (Municipal)	.218	55	12	1	5
Det.	.326	132	43	7	32	Cle. (Jacobs)	.298	57	17	3	11
N.Y.	.285	1272	374	32	170	K.C.	.248	113	28	2	10
Tor. (Exhibition)	-	-	-	-	-	Mil.	.197	117	23	4	20
Tor. (SkyDome)	.269	119	32	1	9	Min.	.274	106	29	4	13
<b>EAST</b>	<b>.288</b>	<b>1741</b>	<b>520</b>	<b>47</b>	<b>244</b>	<b>CENTRAL</b>	<b>.249</b>	<b>543</b>	<b>135</b>	<b>17</b>	<b>70</b>
Ana.	.336	116	39	4	14	Tex. (Arlington)	.143	21	3	1	1
Oak.	.257	101	27	3	17	Tex. (Ballpark)	.255	51	13	5	14
Sea.	.237	97	23	2	9	<b>WEST</b>	<b>.269</b>	<b>386</b>	<b>105</b>	<b>15</b>	<b>55</b>

**DIVISION SERIES RECORD**

YEAR	Club/Opponent	AVG	G	AB	R	H	2B	3B	HR	RBI	BB	SO	SB
1995	NYY vs Seattle	.429	5	21	8	9	2	0	2	5	7	3	1
1996	NYY vs Texas	.467	4	15	5	7	0	0	3	5	2	1	1
<b>Division Series Totals</b>		<b>.444</b>	<b>9</b>	<b>36</b>	<b>13</b>	<b>16</b>	<b>2</b>	<b>0</b>	<b>5</b>	<b>10</b>	<b>9</b>	<b>4</b>	<b>2</b>

**LEAGUE CHAMPIONSHIP SERIES RECORD**

YEAR	Club/Opponent	AVG	G	AB	R	H	2B	3B	HR	RBI	BB	SO	SB
1996	NYY vs Baltimore	.474	5	19	6	9	3	0	2	6	5	4	1

**WORLD SERIES RECORD**

YEAR	Club/Opponent	AVG	G	AB	R	H	2B	3B	HR	RBI	BB	SO	SB
1996	NYY vs Atlanta	.167	6	24	3	4	0	0	1	4	3	6	1

**BWILLIAMS' CAREER FIELDING NUMBERS**

POSITION	G	PO	A	E	TC	DP	.PCT
Outfield	677	1826	31	26	1883	7	.986

**1996**

**CAREER**

CLUB	AB	H	HR	RBI	.AVG	AB	H	HR	RBI	.AVG
Baltimore	49	18	4	6	.367	214	67	8	28	.313
Boston	45	19	3	10	.422	227	68	6	35	.300
Detroit	51	19	5	22	.373	255	72	8	46	.282
New York	-	-	-	-	-	-	-	-	-	-
Toronto	50	15	0	4	.300	218	59	1	20	.271
<b>vs East</b>	<b>195</b>	<b>71</b>	<b>12</b>	<b>42</b>	<b>.364</b>	<b>914</b>	<b>266</b>	<b>23</b>	<b>129</b>	<b>.291</b>
Chicago	42	9	3	6	.214	174	50	6	20	.287
Cleveland	49	14	2	10	.286	219	64	6	31	.292
Kansas City	42	9	2	8	.214	199	53	4	22	.266
Milwaukee	43	8	1	9	.186	211	50	5	29	.237
Minnesota	45	15	4	10	.333	180	52	7	27	.289
<b>vs Central</b>	<b>221</b>	<b>55</b>	<b>12</b>	<b>43</b>	<b>.249</b>	<b>983</b>	<b>269</b>	<b>28</b>	<b>129</b>	<b>.274</b>
Anaheim	37	15	0	6	.405	218	69	5	23	.317
Oakland	31	12	1	5	.387	202	53	4	31	.262
Seattle	27	7	2	2	.259	189	55	8	25	.291
Texas	40	8	2	4	.200	164	48	11	32	.293
<b>vs West</b>	<b>135</b>	<b>42</b>	<b>5</b>	<b>17</b>	<b>.311</b>	<b>773</b>	<b>225</b>	<b>28</b>	<b>111</b>	<b>.291</b>
Home	259	85	12	47	.328	1272	374	32	170	.294
Road	292	83	17	55	.284	1398	386	47	199	.276
1st Half	270	88	16	56	.326	1103	299	45	180	.271
2nd Half	281	80	13	46	.285	1567	461	34	189	.294
vs RHP	378	103	13	63	.272	1778	475	34	217	.267
vs LHP	173	65	16	39	.376	892	285	45	152	.320
Pinch-hitter	1	0	0	0	.000	4	1	0	2	.250
Des.hitter	9	4	1	4	.444	9	4	1	4	.444
April	85	22	4	18	.259	265	63	11	42	.238
May	57	21	3	13	.368	283	73	8	42	.258
June	105	38	8	22	.362	405	127	22	79	.314
July	93	24	5	15	.258	494	141	15	65	.285
August	115	31	4	12	.270	653	192	13	74	.294
Sept/Oct.	96	32	5	22	.333	570	164	10	67	.288

**BWILLIAMS' BESTS**

**SEASON**

**GAME**

- AVG ..... .307 (1995)
- H ..... 168 (1996)
- HR ..... 29 (1996)
- RBI ..... 102 (1996)
- HIT STREAK ... 21 g (1993, 96)

- H ..... 5 (3x), last on 5/26/96 at SEA
- HR ..... 2 (6x), last on 9/19 vs BAL
- RBI ..... 8, 9/12/96 at DET
- RUNS ..... 4 (2x), last on 7/22/94 at CAL
- SB ..... 2 (8x) last on 9/11/96 @ DET

# 1997 NEW YORK YANKEES ROSTER

**MANAGER:** Joe Torre (6).  
**COACHES:** Jose Cardenal (53), Chris Chambliss (50), Tony Cloninger (40), Willie Randolph (30), Mel Stottlemyre (34), Don Zimmer (48).  
**HEAD TRAINER:** Gene Monahan. **ASSISTANT TRAINER:** Steve Donohue. **STRENGTH & CONDITIONING COACH:** Paul Mastropasqua.  
**TEAM PHYSICIAN:** Dr. Stuart Hershon. **SPRING TRAINING PHYSICIAN:** Dr. Andrew Boyer. **TRAVELING SECRETARY:** David Szen.  
**DIRECTOR OF MEDIA RELATIONS:** Richard Cerrone. **ASSISTANT DIRECTOR OF MEDIA RELATIONS:** John Thursby. **SENIOR ADVISOR:** Arthur Richman.

No.	Pitchers (18)	B	T	Ht.	Wt.	Born	Birthplace	Residence	1996 Club	W-L	ERA	G	GS	CG	SV	IP	H	R	ER	BB	SO	ML	SERV
41	BOEHRINGER, Brian	S	R	6-2	190	1/8/70	St. Louis, MO	Fenton, MO	YANKEES	2-4	5.44	15	3	0	0	46.1	46	28	28	21	37	0.082	
36	CONE, David	L	R	6-1	190	1/2/63	Kansas City, MO	New York, NY	YANKEES	11-7	4.00	25	25	3	0	153.0	155	79	68	56	132		
61	CUMBERLAND, Chris	R	L	6-1	189	1/15/73	Clearwater, FL	Safety Harbor, FL	Col/Nor	7-14	5.74	28	28	3	0	153.2	198	118	98	60	79	0.000	
11	GOODEN, Dwight	R	R	6-3	210	11/16/64	Tampa, FL	St. Petersburg, FL	YANKEES	11-7	5.01	29	29	1	0	170.2	169	101	95	88	126	11.131	
27	LLOYD, Graeme	L	L	6-7	234	4/9/67	Geelong, Australia	Gnarwarre, Australia	YANKEES	0-2	17.47	13	0	0	0	5.2	12	11	11	5	6	3.119	
54	MECIR, Jim	S	R	6-1	195	5/16/70	Queens, NY	Smithtown, NY	MILWAUKEE	2-4	2.82	52	0	0	0	51.0	49	19	16	17	24		
56	MEDINA, Rafael	R	R	6-3	194	2/15/75	Panama City, PN	Panama City, Panama	YANKEES	1-1	5.13	26	0	0	0	40.1	42	24	23	23	38	0.123	
55	MENDOZA, Ramiro	R	R	6-2	154	6/15/72	Los Santos, PN	Los Santos, Panama	Columbus	3-3	2.27	33	0	0	7	47.2	37	14	12	15	52		
43	NELSON, Jeff	R	R	6-8	235	11/17/66	Baltimore, MD	Issaquah, WA	Norwich	5-8	3.06	19	19	1	0	103.0	78	48	35	55	112	0.000	
46	PETTITTE, Andy	L	L	6-5	235	6/15/72	Baton Rouge, LA	Deer Park, TX	YANKEES	4-5	6.79	12	11	0	0	53.0	80	43	40	10	34	0.070	
64	RIOS, Danny	R	R	6-2	192	11/11/72	Madrid, Spain	Hialeah, FL	Columbus	6-2	2.51	15	15	0	0	97.0	96	30	27	19	61		
42	RIVERA, Mariano	R	R	6-2	168	11/29/69	Panama City PN	La Chorrera, Panama	YANKEES	4-4	4.36	73	0	0	2	74.1	75	38	36	36	91	4.071	
17	ROGERS, Kenny	L	L	6-1	205	11/10/64	Savannah, GA	Arlington, TX	YANKEES	21-8	3.87	35	34	2	0	221.0	229	105	95	72	162	1.160	
58	RUMER, Tim	L	L	6-3	198	8/8/69	Philadelphia, PA	Princeton, NJ	Col/Nor	7-2	2.04	62	0	0	17	70.2	56	21	16	27	60	0.000	
29	STANTON, Mike	L	L	6-1	215	6/2/67	Houston, TX	Houston, TX	YANKEES	8-3	2.09	61	0	0	5	107.2	73	25	25	34	130	1.105	
57	VASQUEZ, Julian	R	R	6-3	185	5/24/68	Puerto Plata, DR	Puerto Plata, DR	YANKEES	12-8	4.68	30	30	2	0	179.0	179	97	93	83	92	7.119	
52	WEATHERS, David	R	R	6-3	220	9/25/69	Lawrenceburg, TN	Loretto, TN	Col/Nor	6-2	2.51	20	15	0	0	89.2	71	32	25	32	79	0.000	
22	WELLS, David	L	L	6-4	225	5/20/63	Torrance, CA	Palm Harbor, FL	TEXAS	0-1	3.22	22	0	0	0	22.1	20	8	8	4	14	6.158	
									BOSTON	4-3	3.83	59	0	0	1	56.1	58	24	24	23	46		
									Tidewater (1992)	1-4	5.56	20	0	0	6	22.2	22	14	14	8	22	0.000	
									Binghamton	2-1	1.35	24	0	0	17	26.2	17	5	4	7	24		
									YANKEES	0-2	9.35	11	4	0	0	17.1	23	19	18	14	13	3.082	
									Columbus	0-2	5.68	4	4	0	0	19.0	25	15	12	8	7		
									FLORIDA	2-2	4.54	31	8	0	0	71.1	85	41	36	28	40		
									BALTIMORE	11-14	5.14	34	34	3	0	224.1	247	132	128	51	130	8.138	

No.	Catchers (3)	B	T	Ht.	Wt.	Born	Birthplace	Residence	1996 Club	AVG	G	AB	R	H	2B	3B	HR	RBI	BB	SO	SB	SERV	
62	FIGGA, Mike	R	R	6-0	200	7/31/70	Tampa, FL	Tampa, FL	Columbus	.273	4	11	3	3	1	0	0	0	0	1	3	0	0.000
25	GIRARDI, Joe	R	R	5-11	195	10/14/64	Peoria, IL	Lake Forest, IL	YANKEES	.294	124	422	55	124	22	3	2	45	30	55	13	7.087	
20	POSADA, Jorge	S	R	6-2	205	8/17/71	Santurce, PR	Rio Piedras, PR	YANKEES	.071	8	14	1	1	0	0	0	0	0	1	6	0	0.085
									Columbus	.271	106	354	76	96	22	6	11	62	79	86	3		
No.	Infielders (10)	B	T	Ht.	Wt.	Born	Birthplace	Residence	1996 Club	AVG	G	AB	R	H	2B	3B	HR	RBI	BB	SO	SB	SERV	
12	BOGGS, Wade	L	R	6-2	197	6/15/58	Omaha, NE	Tampa, FL	YANKEES	.311	132	501	80	156	29	2	2	41	67	32	1	14.119	
18	DUNCAN, Mariano	R	R	6-0	185	3/13/63	San Pedro, DR	Miami, FL	YANKEES	.340	109	400	62	136	34	3	8	56	9	77	4	10.119	
									Columbus	.200	2	5	0	1	0	0	0	2	0	2	0		
45	FIELDER, Cecil	R	R	6-3	250	9/21/63	Los Angeles, CA	Melbourne, FL	YANKEES	.260	53	200	30	52	8	0	13	37	24	48	0	9.111	
									DETROIT	.248	107	391	55	97	12	0	26	80	63	91	2		
26	FOX, Andy	L	R	6-4	205	1/12/71	Sacramento, CA	Sacramento, CA	YANKEES	.196	113	189	26	37	4	0	3	13	20	28	11	1.014	
28	HAYES, Charlie	R	R	6-0	215	5/29/65	Hattiesburg, MS	Houston, TX	YANKEES	.284	20	67	7	19	3	0	2	13	1	12	0	7.075	
									PITTSBURGH	.248	128	459	51	114	21	2	10	62	36	78	6		
2	JETER, Derek	R	R	6-3	185	6/26/74	Pequanock, NJ	Kalamazoo, MI	YANKEES	.314	157	582	104	183	25	6	10	78	48	102	14	1.043	
14	KELLY, Pat	R	R	6-0	182	10/14/67	Philadelphia, PA	Clearwater Beach, FL	YANKEES	.143	13	21	4	3	0	0	0	2	2	9	0	5.087	
									Col/Nor/Tam/Tam	.333	23	93	22	31	5	2	4	10	6	22	7		
59	MARTINEZ, Gabby	S	R	6-2	170	1/7/74	San Juan, PR	Santurce, PR	El Paso	.251	91	338	44	85	11	8	0	37	18	57	8	0.000	
24	MARTINEZ, Tino	L	R	6-2	210	12/7/67	Tampa, FL	Tampa, FL	YANKEES	.292	155	595	82	174	28	0	25	117	68	85	2	5.037	
19	SOJO, Luis	R	R	5-11	175	1/3/66	Barquisimeto, VZ	Barquisimeto, VZ	YANKEES	.275	18	40	3	11	2	0	0	5	1	4	0	5.052	
									SEATTLE	.211	77	247	20	52	8	1	1	16	10	13	2		
No.	Outfielders (9)	B	T	Ht.	Wt.	Born	Birthplace	Residence	1996 Club	AVG	G	AB	R	H	2B	3B	HR	RBI	BB	SO	SB	SERV	
38	LEDEE, Ricky	L	L	6-1	160	11/22/73	Ponce, PR	Salinas, PR	Columbus	.305	135	495	106	151	33	7	29	101	60	120	8	0.000	
33	LUKE, Matt	L	L	6-5	220	2/26/71	Long Beach, CA	Brea, CA	YANKEES	.000	1	0	1	0	0	0	0	0	0	0	0	0.005	
									Col/Tam	.280	76	271	47	76	14	2	19	70	18	53	1		
21	O'NEILL, Paul	L	L	6-4	215	2/25/63	Columbus, OH	Cincinnati, OH	YANKEES	.302	150	546	89	259	35	1	19	91	102	76	0	9.166	
31	RAINES, Tim	S	R	5-8	186	9/16/59	Sanford, FL	Heathrow, FL	YANKEES	.284	59	201	45	57	10	0	9	33	34	29	10	16.022	
									Col/Nor/Tam/Tam	.271	30	107	30	29	7	0	4	16	28	10	5		
13	RIVERA, Ruben	R	R	6-3	200	11/14/73	La Chorrera, PN	La Chorrera, PN	YANKEES	.284	46	88	17	25	6	1	2	16	13	26	6	0.088	
									Columbus	.235	101	362	59	85	20	4	10	46	40	96	15		
60	SPENCER, Shane	R	R	5-11	210	2/20/72	Key West, FL	El Cajon, CA	Col/Nor	.260	135	481	77	125	23	0	32	95	73	104	4	0.000	
39	STRAWBERRY, Darryl	L	L	6-6	215	3/12/62	Los Angeles, CA	Rancho Mirage, CA	YANKEES	.262	63	202	35	53	13	0	11	36	31	55	6	12.135	
									Columbus	.375	2	8	3	3	0	0	0	3	5	0	3	0	
35	WHITEN, Mark	S	R	6-3	235	11/25/66	Pensacola, FL	Clearwater, FL	PHILADELPHIA	.236	60	182	33	43	8	0	7	21	33	62	13	5.164	
									ATLANTA	.256	36	90	12	23	5	1	3	17	16	25	2		
									SEATTLE	.300	40	140	31	42	7	0	12	33	21	40	2		
51	WILLIAMS, Bernie	S	R	6-2	205	9/13/68	San Juan, PR	Bayamon, PR	YANKEES	.305	143	551	108	168	26	7	29	102	82	72	17	4.115	

## 1997 NON-ROSTER INVITEES

**BANKS, WILLIE ANTHONY (Willie)  
RHP**

**#62**

6-1, 200. Born 2/27/69 in Jersey City, NJ. Opening Day Age: 28. Resides in Jersey City, NJ. BR. TR. Child: Jurnee, (3/23/95).

**MAJOR LEAGUE SERVICE:** 3 years, 105 days.

**CONTRACT STATUS:** Signed a minor-league contract on December 21, 1996.

**1996 SEASON:** Did not pitch due to the injury of the nerve to his right shoulder. **1995:** Opened the season with the Cubs and was 0-1 with a 15.43 ERA in 10 relief appearances...was traded to the Dodgers for RHP Dax Winslett on 6/19...was 0-2 with a 4.03 ERA in 6 starts for LA...was claimed off waivers by the Marlins, 8/10...made his 1st start for Florida on 10/15 @ Atl, picking up the loss...won his 3rd start, beating the Astros, snapping a personal 10-game losing streak...team scored just 1 run for him in 14 starts. **1994:** Earned 1st N.L. win, 4/11 @ NYM...1st M.L. hit was a double, 4/11 off Mike Maddux...won career-best 4 straight, 5/13-30 (1.48 ERA during that stretch)...threw 1st M.L. CG and shutout, 5/24 vs LA (2-0, 4-hitter)...had no-hitter through 8.1 innings before allowing a single to Kim Batiste, 5/30 vs Phi...went 0-6 in final 8 starts, 8.04 ERA. **1993:** Led Twins starters with a 4.04 ERA and was 2nd with 11 wins and 138 strikeouts in his 1st full Major-League season...struckout career-high 13, 8/14 @ Oak...had a 3.47 ERA in 14 2nd half starts...was traded to the Cubs on 11/24. **1992:** Appeared in 16 games for the Twins during two stints, 6/3-8/30 and 9/14-end of season...had 4.43 ERA in 12 starts and 13 ER in 6 IP in 4 relief appearances. **1991:** Went 7-0 with 2.28 ERA in a 9-start stretch, 6/13-7/27 for Triple-A Portland...recalled and made M.L. debut, 7/31 @ NYM...won 1st game in 1st M.L. start, 8/6 @ Cal...optioned back to Portland on 8/20 and recalled on 9/18. **1990:** Finished T5th in the Southern League with 28 starts...went 2-0 during the playoffs for Orlando. **1989:** Led California League in strikeouts (173) and T1st with 4 shutouts for Visalia...ranked 4th in wins (12), starts (27) and CG (7)...threw a no-hitter, 5/24 vs Palm Springs and a 1-hit shutout, 5/29 vs Salinas...was promoted to Orlando winning his only start. **1988:** Struckout 113 in 125.2 IP for Kenosha. **PERSONAL:** 1987 graduate of St Anthony's H.S. (NJ), where he played baseball and basketball...threw 3 no-hitters in high school and won All-American honors...played on NJ state championship team in baseball and was on the state basketball championship team with NBA players Bobby Hurley and Terry Dehere...pitched in the 1993 Olympic Festival...named Gatorade Circle of Champions National High School Baseball Player of the Year and United States Baseball Federation's Golden Diamond Award winner.

### CAREER PLAYING RECORD

YEAR CLUB	W-L	ERA	G	GS	CG	Sho	SV	IP	H	R	ER	BB	SO
1987 Elizabethton	1-8	6.99	13	13	0	0	0	65.2	73	71	51	62	71
1988 Kenosha	10-10	3.72	24	24	0	0	0	125.2	109	73	52	107	113
1989 Visalia	12-9	2.59	27	27	7	+4	0	174.0	122	70	50	85	+173
Orlando	1-0	5.14	1	1	0	0	0	7.0	10	4	4	0	9
1990 Orlando	7-9	3.93	28	28	1	0	0	162.2	161	93	71	98	114
1991 Portland	9-8	4.55	25	24	1	1	0	146.1	156	81	74	76	63
MINNESOTA	1-1	5.71	5	3	0	0	0	17.1	21	15	11	12	16
1992 Portland	6-1	1.92	11	11	2	1	0	75.0	62	20	16	34	41
MINNESOTA	4-4	5.70	16	12	0	0	0	71.0	80	46	45	37	37
1993 MINNESOTA-a	11-12	4.04	31	30	0	0	0	171.1	186	91	77	78	138
1994 CUBS	8-12	5.40	23	23	1	1	0	138.1	139	88	83	56	91
1995 CUBS	0-1	14.43	10	0	0	0	0	11.2	27	23	20	12	9
LOS ANGELES-b	0-2	4.03	6	6	0	0	0	29.0	36	21	13	16	23
FLORIDA-c,d	2-3	4.32	9	9	0	0	0	50.0	43	27	24	30	30
1996	Did not play due to injury.-e												
<b>Minor League Totals</b>	<b>46-45</b>	<b>3.78</b>	<b>129</b>	<b>128</b>	<b>11</b>	<b>6</b>	<b>0</b>	<b>756.1</b>	<b>693</b>	<b>412</b>	<b>318</b>	<b>462</b>	<b>584</b>
<b>AL Totals</b>	<b>16-17</b>	<b>4.61</b>	<b>52</b>	<b>45</b>	<b>0</b>	<b>0</b>	<b>0</b>	<b>259.2</b>	<b>287</b>	<b>152</b>	<b>133</b>	<b>127</b>	<b>191</b>
<b>NL Totals</b>	<b>10-18</b>	<b>5.50</b>	<b>48</b>	<b>38</b>	<b>1</b>	<b>1</b>	<b>0</b>	<b>229.0</b>	<b>245</b>	<b>159</b>	<b>140</b>	<b>114</b>	<b>153</b>
<b>Major League Totals</b>	<b>26-35</b>	<b>5.11</b>	<b>100</b>	<b>83</b>	<b>1</b>	<b>1</b>	<b>0</b>	<b>488.2</b>	<b>532</b>	<b>311</b>	<b>273</b>	<b>241</b>	<b>344</b>

+ denotes league leader

Selected by Minnesota in the 1st round (3rd overall pick) of the June 1987 free-agent draft.

a - Traded to Cubs for RHP Dave Stevens and C Matt Walback, November 24, 1993.

b - Traded to Los Angeles for RHP Dax Winslett, June 19, 1995.

c - Selected by Florida off waivers, August 11, 1995.

d - Selected by Philadelphia off waivers, October 4, 1995.

e - Invited to Major-League Spring Training, January 3, 1997, but sat out the season due to the injury of the nerve to his right shoulder.

**BARKER, TIMOTHY NEAL (Tim)**  
**IF**

#72

6-0, 175. Born 6/30/68 in Baltimore, MD. Opening Day Age: 27. Resides in Salisbury, MD. BR. TR. College: Attended Virginia Commonwealth University.

**MAJOR LEAGUE SERVICE:** None.**CONTRACT STATUS:** Signed a minor-league contract on October 15, 1996.

**1996 SEASON:** Hit .266 with 2 HR and 45 RBI in his 1st season in the Yankee system...tied for 4th in IL and Yankees organization with career-high 8 triples...led Clippers with 24 stolen bases (24 of 32 attempts)...ranked among organizational leaders with 27 doubles (T7th) and 71 runs (T9th)...appeared in 67 games at 2b, 43 at SS and 4 at 3b. **1995:** Committed just 4 E, all at 3B...played 34 G in OF, 23 G at 2B, 18 G at 3B, 10 G at 1B and 2 G at SS. **1994:** Acquired by Brewers from Expos in trade (3/31/94)...set career highs in G (128), 2B (25), 3B (7), SB (41) and CS (17)...led American Association with 76 walks...T2nd in AmAs with career-high 41 SB...made first career appearance at position other than SS...played 65 G at 2B, 37 G at SS, 23 G in OF, 4 G at 1B and 2 G at 3B...committed 16 E in field. **1993:** Acquired by Expos from Dodgers as part of Tim Wallach deal (12/24/92)...batted a combined .270 in only season in Expos organization...committed 11 E in 47 G at SS for Harrisburg and 11 E in 51 G at SS for Ottawa. **1992:** In 92 G at SS, committed 27 E...stole 25-plus bases for 4th straight year. **1991:** Batted .292 in first year at Double-A San Antonio...2nd in Texas League with 80 walks...committed 32 E in 115 G at SS...chalked up 32 SB, 4th straight season with at least 25. **1990:** Tallied career-high 120 H...played 120 G at SS, made 32 E...slugged personal-best 8 HR and knocked in 63 runs, also a career high. **1989:** Batted career-high .313 in 59 G with Pioneer League champion Great Falls...appeared in 57 G at SS, committing 24 E. **PERSONAL:** Signed by Gary Larocque (Dodgers)...has averaged more than 25 SB per season as a professional...played collegiately at Virginia Commonwealth...played alongside 2B Matt Howard (on Clippers winter roster) for 3 years in Dodger system...career games played by position: SS-521, 2B-88, OF-57, 3B-20, 1B-14.

**CAREER PLAYING RECORD**

- Led American Association in walks (76), 1994.

YEAR	CLUB	AVG	G	AB	R	H	2B	3B	HR	RBI	BB	SO	SB
1989	Great Falls	.313	59	201	54	63	9	6	5	36	37	55	25
1990	Bakersfield	.271	125	443	83	120	22	6	8	63	71	117	33
1991	San Antonio	.292	119	401	70	117	20	4	2	46	80	61	32
1992	San Antonio	.271	97	350	47	95	17	3	1	26	33	91	25
1993	Harrisburg	.308	49	185	40	57	10	1	4	16	30	32	7
	Ottawa	.228	51	167	25	38	5	1	2	14	26	42	5
1994	New Orleans	.264	128	436	71	115	25	7	5	44	76	97	41
1995	New Orleans	.258	80	264	44	68	9	5	1	24	29	39	10
1996	Columbus	.266	116	402	71	107	27	8	2	45	56	57	24
<b>Minor League Totals</b>		<b>.274</b>	<b>824</b>	<b>2849</b>	<b>505</b>	<b>780</b>	<b>144</b>	<b>41</b>	<b>30</b>	<b>314</b>	<b>438</b>	<b>591</b>	<b>202</b>

Selected by Los Angeles Dodgers in the 9th round of June 1989 free-agent draft.

**BELLINGER, CLAYTON DANIEL (Clay)**  
**INF**

#74

6-3, 195. Born 11/18/68 in Oneonta, NY. Opening Day Age: 28. Resides in Oneonta, NY. BR. TR. College: Rollins College (FL)

**MAJOR LEAGUE SERVICE:** None.**CONTRACT STATUS:** Signed a minor-league contract November 4, 1996.

**1996 SEASON:** Set career highs in nearly every offensive category in his 4th Triple-A season: BA (.301), runs (68), hits (138), doubles (34), HR (15) and RBI (78). **1995:** Spent his 3rd season at Triple-A Phoenix and set a career high in BA...played every defensive position except pitcher...29 games at SS, 27 at 3b, 23 in the OF, 16 at 2b, 3 at 1b and 1 behind the plate. **1994:** Improved BA for second straight season. **1993:** Rebounded to hit .256 and set career high with 104 hits in his 1st year in Triple-A. **1992:** Despite a .207 BA, 34 of his 90 hits were for extra bases. **1991:** Named a California League All-Star...increased BA 41 points over previous season...had career-high 62 RBI and 29 doubles. **PERSONAL:** Graduated from Oneonta H.S. in 1986 and Rollins College in 1990.

**CAREER PLAYING RECORD**

YEAR	CLUB	AVG	G	AB	R	H	2B	3B	HR	RBI	BB	SO	SB
1989	Everett	.200	51	185	29	37	8	1	4	16	19	47	3
1990	Clinton	.217	109	383	52	83	17	4	10	48	27	102	13
1991	San Jose	.258	105	368	65	95	29	2	8	62	53	88	13
1992	Shreveport	.208	126	433	45	90	18	3	13	50	36	82	7
1993	Phoenix	.256	122	407	50	104	20	3	6	49	38	81	7
1994	Phoenix	.267	106	337	48	90	15	1	7	50	18	56	6
1995	Phoenix	.274	97	277	34	76	16	1	2	32	27	52	3
1996	Rochester	.301	125	459	68	138	34	4	15	78	33	90	8
<b>Minor League Totals</b>		<b>.250</b>	<b>841</b>	<b>2849</b>	<b>391</b>	<b>713</b>	<b>157</b>	<b>19</b>	<b>65</b>	<b>385</b>	<b>251</b>	<b>598</b>	<b>60</b>

Selected by San Francisco in the 2nd round of the June 1989 free-agent draft.

**BUDDIE, MICHAEL J. (Mike)**  
**RHP**

**#90**

6-3, 210. Born 12/12/70 in Berea, OH. Opening Day Age: 26. Resides in Berea, OH. BR. TR. Married: Tracy (2/96). College: Wake Forest University.

**MAJOR LEAGUE SERVICE:** None.

**CONTRACT STATUS:** Signed a minor-league contract on January 17, 1997.

**1996 SEASON:** Went 7-12 with a 4.45 ERA...made team-high 26 starts...ranked among Yankee oranzational leaders with 159.2 IP (2nd), 12 losses (T3rd), 71 walks (6th) and 103 strikeouts (T10th)...led Navigators in losses, complete games, IP, hits, runs, walks and wild pitches...threw a 4-hit complete game in a 1-0 loss Portland on 6/20/G1...allowed 2 ER or less in 5 straight starts, 6/14-7/4 (1-2 with 1.82 ERA)...fanned 10 batters in a 4-2 loss @ New Britain, 7/16.

**CAREER PLAYING RECORD**

YEAR	CLUB	W-L	ERA	G	GS	CG	Sho	SV	IP	H	R	ER	BB	SO
1992	Oneonta	1-4	3.88	13	13	1	0	0	67.1	69	36	29	34	87
1993	Greensboro	13-10	4.87	27	26	0	0	0	155.1	138	104	84	89	143
1994	Tampa (FSL)	12-5	4.01	25	24	2	0	0	150.1	143	75	67	66	113
1995	Norwich	10-12+	4.87	29	27	2	0	1	149.2	155+102	81	81	106	
1996	Norwich	7-12	4.45	29	26	4	0	0	159.2	176	101	79	71	103
<b>Minor League Totals</b>		<b>43-43</b>	<b>4.48</b>	<b>123</b>	<b>116</b>	<b>9</b>	<b>0</b>	<b>1</b>	<b>682.1</b>	<b>681</b>	<b>418</b>	<b>340</b>	<b>341</b>	<b>552</b>

+ tied for league lead in losses and runs allowed

Selected by New York (AL) in the 4th round of the June 1992 free-agent draft.

**CRUZ, LUIS IVAN (Ivan)**  
**1B**

**#81**

6-3, 210. Born 5/3/68 in Fajardo, P.R. Opening Day Age: 27. Resides in Fajardo, P.R. BL. TL.

**MAJOR LEAGUE SERVICE:** None.

**CONTRACT STATUS:** Signed a minor-league contract on November 27, 1996.

**1996 SEASON:** Hit .258 with 28 HR and 96 RBI...led the Clippers in HR and RBI...played 1b the entire season making just 5 errors in 1127 total chances...led IL first basemen with .996 fielding percentage...recorded 13-game hitting streak, 5/16-30...hit 1st inning grand slam in 6-0 win over Syracuse, 8/7, in a stretch of 4 consecutive games with a HR (10-for-17, 5HR and 14RBI). **1995:** Led Southern League with 31 HR at Jacksonville...2nd in circuit with 93 RBI...31 round trippers was career best...103 K also a personal high...slugged .564, best in SL.49 XBH placed 5th....81 G at 1B (7 E). **1994:** Returned to Toledo for second full year, batted .248-15-43...played 51 G at 1b, making 6 E. **1993:** Batted .226 in first full season at Triple-A Toledo...belted 13 HR and had 50 RBI...2 E in 28 G in field. **1992:** Chalked up career best 104 RBI...Led EL in RBI and slugging percentage (.564), HR/AB ratio (1/12.81)...71 R was T5th in EL, while 134 G was T3rd...in 68 G at 1B, committed 8 E. **1991:** Batted .248-9-47 in 121 G in first stint at Double-A London...promoted to Toledo and hit .138 with 1 HR and 4 RBI in 8 G...12 E in 98 G at London, 0 E in 8 G at Toledo. **1990:** Promoted to Class A Lakeland, where he batted a career-best

.285 with 11 HR and 73 RBI in 118 G...made 11 E in 106 G...stole personal-best 8 bases...played for former Clipper manager John Lipon. **1989:** Debuted at rookie Niagara Falls, batting 274 with 7 HR and 40 RBI in 64 G...committed 5 E in 54 G. **PERSONAL:** Signed by Jim Bierman (Tigers)...played college baseball at Jacksonville University, alma mater of former Clipper fan favorite Don Stanford ...Has appeared in 494 at 1B and none at any other position.

#### CAREER PLAYING RECORD

- Led Southern League in home runs (31), slugging percentage (.564) and HR/AB ratio (1/12.81), 1995.
- Led Eastern League in at bats (524) and runs batted in (104), 1992.

YEAR	CLUB	AVG	G	AB	R	H	2B	3B	HR	RBI	BB	SO	SB
1989	Niagara	.274	64	226	43	62	11	2	7	40	27	29	2
1990	Lakeland	.286	118	413	61	118	23	2	11	73	49	71	8
1991	London	.248	121	443	45	110	21	0	9	47	36	74	3
	Toledo	.138	8	29	2	4	0	0	1	4	2	12	0
1992	London	.275	134	524	71	144	25	1	14	104	37	103	1
1993	Toledo	.226	115	402	44	91	18	4	13	50	30	85	1
1994	Toledo	.261	97	303	36	75	11	2	15	43	28	83	1
1995	Jacksonville	.282	108	397	65	112	17	1	31	93	60	94	0
	Toledo	.194	11	36	5	7	2	0	0	3	6	9	0
1996	Columbus	.258	130	446	84	115	26	0	28	96	48	99	2
<b>Minor League Totals</b>		<b>.260</b>	<b>906</b>	<b>3224</b>	<b>457</b>	<b>837</b>	<b>154</b>	<b>12</b>	<b>129</b>	<b>553</b>	<b>323</b>	<b>657</b>	<b>18</b>

Selected by Detroit Tigers in 28th round of June 1989 free-agent draft.

## EDENFIELD, KENNETH EDWARD (Ken) RHP

#80

6-1, 175. Born 3/18/67 in Jesup, GA. Opening Day Age: 30. Resides in Knoxville, TN. BR. TR. Married: Toni, 6/23/89. Children: Kacey, (1/26/96). College: Western Kentucky University.

**MAJOR LEAGUE SERVICE:** 44 days.

**CONTRACT STATUS:** Signed a minor-league contract on November 1, 1996.

**1996 SEASON:** Opened the season in the Angels organization, going 2-4 with 2.81 ERA in 19 games for Triple-A Vancouver...appeared in 2 games for California, his 2nd stint in the majors...combined to go 6-5 with a 2.54 ERA in a career-high 52 games between Vancouver and Columbus...held opposing hitters to a .221 BA...did not allow a run in 9 straight games, 6/26-7/14. **1995:** Pitched most of the season for Triple-A Vancouver (appeared in 7 games for California)...earned promotion to the majors when Brian Anderson was placed on the 15-day D.L., 5/9...made M.L. debut 5/11 vs Tex, allowing 1 hit and striking out 1 in 2IP...was optioned back to Vancouver on 6/8, where he would complete the season. **1994:** Established career highs with 9 wins and 51 appearances...led Vancouver relievers with 89.1 IP, 9 wins and 84 strikeouts...placed on Angels' 40-man roster on 11/17. **1993:** Split the season between Double-A Midland and Triple-A Vancouver, posting a 5-8 record with a 4.50 ERA...made his 1st professional start (3 starts on the season). **1992:** Went 1-5 with a 4.50 ERA...ranked 3rd among Midland pitchers with 31 appearances. **1991:** Led Quad City with 41 appearances and was 2nd on the club with career-high 15 saves...fanned a career-high 106 batters in 87 IP. **1990:** Tied for club lead with 8 wins...allowed just 1 HR in 54.1 IP. **PERSONAL:** Was signed by Tom Kotchman...played baseball and basketball for Morristown East H.S. (TN).

YEAR	CLUB	W-L	ERA	G	GS	CG	Sho	SV	IP	H	R	ER	BB	SO
1990	Boise	8-4	1.65	31	0	0	0	9	54.2	38	15	10	17	57
1991	Quad City	8-5	2.59	47	0	0	0	15	87.0	69	30	25	30	106
1992	Palm Springs	0-0	0.49	13	0	0	0	7	18.1	12	1	1	7	20
	Midland	1-5	5.98	31	0	0	0	2	49.2	60	35	33	24	43
1993	Midland	5-8	4.61	48	3	1	0	4	93.2	93	56	48	35	84
	Vancouver	0-0	0.00	2	0	0	0	0	3.2	1	0	0	1	5
1994	Vancouver	9-4	3.39	51	0	0	0	4	87.2	69	38	33	36	84
1995	Vancouver	7-2	3.45	33	0	0	0	0	60.0	56	24	23	25	44
	CALIFORNIA	0-0	4.26	7	0	0	0	0	12.2	15	7	6	5	6
1996	Vancouver	2-4	2.81	19	0	0	0	0	32.0	26	13	10	20	18
	CALIFORNIA	0-0	10.38	2	0	0	0	0	4.1	10	5	5	2	4
	Columbus-a	4-1	2.34	33	0	0	0	3	42.1	32	12	11	15	28
<b>Minor League Totals</b>		<b>44-33</b>	<b>3.42</b>	<b>308</b>	<b>3</b>	<b>1</b>	<b>0</b>	<b>44</b>	<b>529.0</b>	<b>456</b>	<b>224</b>	<b>194</b>	<b>210</b>	<b>489</b>
<b>Major League Totals</b>		<b>0-0</b>	<b>4.26</b>	<b>9</b>	<b>0</b>	<b>0</b>	<b>0</b>	<b>0</b>	<b>17.0</b>	<b>25</b>	<b>12</b>	<b>11</b>	<b>7</b>	<b>10</b>

Selected by California in the 20th round of the June 1990 free-agent draft.

a - Acquired by the New York (AL) as part of a trade involving RHP Rich Monteleone and Mike Aldrete.

## EILAND, DAVID WILLIAM (Dave) RHP

#67

6-3, 210. Born 7/5/66 in Dade City, FL. Opening Day Age: 30. Resides in Zephyrhills, FL. BR. TR. College: Attended the University of Florida and the University of South Florida. Married: Sandra Tuscano (11/9/91). Children: Nicole Marie (10/15/93) and Natalie Clarice, (9/23/96).

**MAJOR LEAGUE SERVICE:** 2 years, 148 days.

**CONTRACT STATUS:** Signed a minor-league contract on December 23, 1996.

**1996 SEASON:** Signed with the Cardinals as a free agent and opened the year with Triple-A Louisville after spending entire spring in major-league camp...appeared in 8 games for the Redbirds, 6 as a starter, posting an 0-1 record with a 5.55 ERA...rejoined the Yankees on 6/18 after his release from the Cardinal organization...closed out the season pitching for Triple-A Columbus, appearing in 15 games and posting an 8-2 record...earned wins in both of his post-season starts, winning Game 1 of the semi-finals @ Norfolk (7IP, 5H, 4R, 4ER, 2BB, 6K)...and Game 1 of the Championship Series @ Rochester (9IP, 7H, 2R, 2ER, 4K)...posted a 3.38 ERA in 16 innings pitched...set career-franchise records for the Clippers with 57 wins, 28 losses, 116 starts, 704.2 IP and 394 strikeouts. **1995:** Spent his 6th season with the Clippers, breaking Columbus all-time records in wins (49), starts (101), innings pitched (612.1), hits (591) and runs (256)...appeared in 19 games, 18 starts, posting an 8-7 record with a 3.14 ERA...tossed only Clipper shutout of '95 in 2nd game of doubleheader @ Toledo...was recalled to New York on 7/19, and posted a win in his 1st game on 7/21 vs Tex...appeared in 4 games for the Yankees, going 1-1 with a 6.30 ERA. **1994:** Returned to the Yankees organization after 2 seasons with the Padres and Class AAA affiliates of the Indians and Rangers...signed a minor league contract on 4/12...led the Clippers in starts and strikeouts (84)...ranked 10th in the International League in ERA...opponents hit .257 with 12 HR, including .224 by LH batters and .283 by RH batters...finished the season with 41 career victories at Columbus, tied with Royal Clayton for the most in franchise history...earned both wins in the Clippers' 2-9 skid from 5/20-5/30...did not allow an ER from 7/15-7/31 (21.2 IP). **1991:** Began the season as the Yankees' No. 3 starter...went 1-3, 4.75 in 9 starts through 5/27...was on the disabled list with a bruised right heel from 5/28-7/12, including a 30-day rehab stint in Columbus from 6/13-7/12...suffered the injury on 5/16 vs Cal covering first base on a ground ball...at Columbus went 1-0, 2.40 with 2 CG in 9 starts before he was recalled on 8/5...finished the season with the Yankees, going 1-2 with a 6.10 ERA in 4 starts and 5 relief appearances. **1990:** Was named Pitcher of the Year by the International League and Yankees organization after going 16-5, 2.87 with 11 CG and 3 SHO in 26 starts and 1 relief appearance...led the IL in wins and complete games...tied for the league lead in shutouts...his 16 victories tied a team record, set by Bob Kammeyer in 1979...twice was IL Pitcher of the Week...was the Topps Player of the Month for July...ranked among organization leaders in CG (1st), winning percentage (1st, .762), wins (T1st), shutouts (T2nd) and IP (3rd, 175.1)...threw two 2-hitters and two 3-hitters...was one of the final players cut by the Yankees in spring training but was not promoted until after the IL playoffs...in his first start for New York, threw a career-high 8.1 innings in the 11-inning, 1-0 loss vs Tex on 9/10 (4H, 1BB, 5K). **1989:** Began the season at Columbus and was 7-3, 3.60 in 12 starts when he was recalled on 6/17...went 6-1, 2.52 in 7 starts prior to his promotion...made his first start for New York on 6/17 vs Tex, earned his first Major League victory in the 5-3 win (7IP, 7H)...went 0-3 in his other 5 starts for the Yankees...on 7/15 was optioned back to Columbus and went 2-1, 4.18 in 6 starts there the rest of the season. **1988:** Began the season with Class AA Albany and earned a spot on the Eastern League's mid-season all-star team after going 9-5, 2.56 in his first 18 starts...finished fifth in the EL in ERA...was promoted to Columbus and made 1 start there, a 5-3 win on 7/29 vs Toledo, before the Yankees purchased his contract on 8/3...made his Major League debut that night, received no decision in the 6-5 Yankee loss (7IP, 3H, 1R, 1ER, 2BB, 3K)...only run allowed was a leadoff HR to Paul Molitor, the first batter he faced in the majors...left with a 5-1 lead, but the Brewers scored 5 runs off Dave Righetti...with that start, he became, at age 22, the youngest pitcher to start a game for the Yankees since 21-year-old Al Leiter made his Yankee debut in a start vs Mil on 9/15/87...went 0-0, 6.39 in his 3 starts before he returned to Columbus on 8/18. **PERSONAL:** Was signed by Jack

Gillis...played baseball and football at the University of Florida...played baseball at the University of South Florida...at USF was All-Sun Belt Conference and a pre-season All-American...lettered 3 seasons each in football, baseball and basketball at Zephyrhills High School...was All-Florida in baseball and all-conference in all 3 sports...also played golf at ZHS.

### CAREER PLAYING RECORD

- \* International League Pitcher of the Year, 1990.
- \* Yankees' Minor League Pitcher of the Year, 1990.
- \* Topps and *Baseball America's* Class AAA All-Star Teams, 1990.
- \* Led the International League in wins (16) and complete games (11), 1990.
- \* Tied for the International League lead in shutouts (3), 1990.
- \* Tied for the Eastern League lead in complete games (7), 1988.

YEAR	CLUB	W-L	ERA	G	GS	CG	Sho	SV	IP	H	R	ER	BB	SO
1987	Oneonta	4-0	1.84	5	5	0	0	0	29.1	20	6	6	3	16
	Fl. Lauderdale	5-3	1.88	8	8	4	1	0	62.1	57	17	13	8	28
1988	Albany	9-5	2.56	18	18	#7	2	0	119.1	95	39	34	22	66
	Columbus	1-1	2.59	4	4	0	0	0	24.1	25	8	7	6	13
	YANKEES	0-0	6.39	3	3	0	0	0	12.2	15	9	9	4	7
1989	Columbus	9-4	3.76	18	18	2	0	0	103.0	107	47	43	21	45
	YANKEES	1-3	5.77	6	6	0	0	0	34.1	44	25	22	13	11
1990	Columbus	+16-5	2.87	27	26	+11	#3	0	175.1	155	63	56	32	96
	YANKEES	2-1	3.56	5	5	0	0	0	30.1	31	14	12	5	16
1991	Columbus	6-1	2.40	9	9	2	0	0	60.0	54	22	16	7	18
	YANKEES-a	2-5	5.33	18	13	0	0	0	72.2	87	51	43	23	18
1992	SAN DIEGO-b,c,d	0-2	5.67	7	7	0	0	0	27.0	33	21	17	5	10
	Las Vegas	4-5	5.23	14	14	0	0	0	63.2	78	43	37	11	31
1993	SAN DIEGO	0-3	5.21	10	9	0	0	0	48.1	58	33	28	17	14
	Charlotte-e	1-3	5.30	8	8	0	0	0	35.2	42	22	21	12	13
	Oklahoma City-f	3-1	4.29	7	7	1	0	0	35.2	39	18	17	9	15
1994	Columbus-g	9-6	3.58	26	26	0	0	0	140.2	141	72	56	33	84
1995	Columbus	8-7	3.14	19	18	1	1	0	109.0	109	44	38	22	62
	YANKEES	1-1	6.30	4	1	0	0	0	10.0	16	10	7	3	6
1996	Louisville-h	0-1	5.55	8	6	0	0	0	24.1	27	17	15	8	17
	Columbus-i	8-4	2.92	15	15	3	0	0	92.1	77	37	30	13	76
<b>Minor League Totals</b>		<b>83-46</b>	<b>3.26</b>	<b>186</b>	<b>183</b>	<b>31</b>	<b>7</b>	<b>0</b>	<b>1075.0</b>	<b>1026</b>	<b>454</b>	<b>389</b>	<b>207</b>	<b>589</b>
<b>AL Totals</b>		<b>6-10</b>	<b>5.23</b>	<b>36</b>	<b>28</b>	<b>0</b>	<b>0</b>	<b>0</b>	<b>160.0</b>	<b>196</b>	<b>109</b>	<b>93</b>	<b>48</b>	<b>58</b>
<b>NL Totals</b>		<b>0-5</b>	<b>5.38</b>	<b>17</b>	<b>16</b>	<b>0</b>	<b>0</b>	<b>0</b>	<b>75.1</b>	<b>91</b>	<b>54</b>	<b>45</b>	<b>22</b>	<b>24</b>
<b>Major League Totals</b>		<b>6-15</b>	<b>5.26</b>	<b>53</b>	<b>44</b>	<b>0</b>	<b>0</b>	<b>0</b>	<b>235.1</b>	<b>284</b>	<b>163</b>	<b>138</b>	<b>870</b>	<b>82</b>

+ denotes league leader; # denotes tied for league lead.

Selected by New York (AL) in the seventh round of the June 1987 free-agent draft.

- a - On disabled list 5/28-7/12, 1991 (bruised right heel); included rehab at Columbus, 6/16-7/12.
- b - Was released by New York (AL) on 1/19/92; was signed by San Diego on 1/22.
- c - On disabled list 5/4-6/26, 1992 (back spasms); included rehab at Las Vegas, 5/27-6/25.
- d - On disabled list 7/5-8/26, 1992 (sore left ankle); included rehab at Las Vegas 7/28-8/26.
- e - Refused an outright assignment to Las Vegas on 5/27/93 and became a free agent; signed with Cleveland on 5/29/93.
- f - Traded to Texas on 8/5/93 in exchange for LHP Allan Anderson and RHP Gerald Alexander.
- g - Signed a minor-league contract with New York (AL) on 4/12/94.
- h - Signed with St. Louis as a free agent for 1996 season, was released on June 18, 1996.
- i - Signed by the Yankees after his release from the Cardinals on June 18, 1996.

## HOWARD, MATTHEW CHRISTOPHER (Matt) #70 IF

5-10, 170. Born 9/22/67 in Fall River, MA. Opening Day Age: 28. Resides in San Diego, CA. BL. TL.

**MAJOR LEAGUE SERVICE:** 94 days.

**CONTRACT STATUS:** Signed a minor-league contract on November 15, 1996.

**1996 SEASON:** Hit .204 with 1 HR and 9 RBI in 3 tours with the Yankees and .347 with 2 HR and 16 RBI for Columbus...Yankees purchased his contract on 5/17...recorded his 1st M.L. hit, run and RBI on 5/18 vs Cal...started 9 games at 2b and 3 at 3b in his 1st stint with the Yankees...hit 1st M.L. HR on 6/8 @ Det (solo shot off Tom Urbani). **1995:** Batted .303 in 70 G with Double-A Bowie of Baltimore organization...stole 22 bases, most since 1991...8 E in 67 G at SS. **1994:** Batted .296 in 88 G with Albuquerque with 1 HR and 33 RBI...tallied 15 SB...made 4 E in 76 G (64 at 2B, 12 at 3B)...pitched in 2 G, allowing 6 runs on 7 hits and 1 BB in 2.0 IP...allowed a home run. **1993:** Split second straight year between San Antonio and Albuquerque, batting .264-0-9 in 59 G...made 3 E in 46 G (44 G at 2B, 1 G each at

3B and SS)...pitched in 1 G, retiring all 4 men he faced. **1992:** Split season between San Antonio and Albuquerque, batting .275-2-42 with 19 SB in 131 G...3rd in Texas League with 1K in every 10.37 plate appearances...committed 6 E in 138 G at 2B. **1991:** Stole 50 bases at Vero Beach...led Florida State League in caught stealing (18)...2nd in FSL in G (129), R (79), SB (50)...made 9 E in 134 G (128 G at 2B, 6 G at SS)...79 R and 27 XBH are most as a pro. **1990:** Batted .261 with career-high 54 RBI at Bakersfield...posted 47 SB...6 E in 137 G at 2B...144 H is career best. **1989:** Batted .333 in first pro season with Pioneer League champion Great Falls...committed 6 E in 61 G (55 G at 2B, 6 G at 3B)...3 HR marks career high. **PERSONAL:** Signed by Bob Bishop (Dodgers)...played at Pepperdine University, alma mater of former Clippers Andy Stankiewicz and Jalal Leach...played alongside SS Tim Barker (on Clippers winter roster) for 3 years in Dodger chain...averaged more than 25 SB/yr as a professional.

#### CAREER PLAYING RECORD

\*Led Florida State League in caught Stealing (18), 1991.

YEAR	CLUB	CLASS	AVG	G	AB	R	H	2B	3B	HR	RBI	BB	SO	SB
1989	Great Falls	R	.333	59	186	39	82	8	3	3	34	21	14	23
1990	Bakersfield	A	.261	137	551	75	144	22	3	1	54	37	39	47
1991	Vero Beach	A	.261	128	441	79	115	21	3	3	39	56	49	50
1992	San Antonio	AA	.270	95	345	40	93	12	5	2	34	28	38	18
	Albuquerque	AAA	.270	36	116	14	34	3	0	0	14	9	7	1
1993	Albuquerque	AAA	.293	16	26	3	4	0	1	0	4	3	2	1
	San Antonio	AA	.287	41	122	12	35	5	1	0	5	16	14	4
1994	Albuquerque	AAA	.295	88	267	44	79	12	6	1	33	14	13	15
1995	Bowie	AA	.303	70	251	42	76	8	2	1	15	29	27	22
1996	Columbus	AAA	.347	51	202	36	70	12	2	2	16	18	9	9
	YANKEES		.204	35	54	9	11	1	0	1	9	2	8	1
<b>Minor League Totals</b>			<b>.279</b>	<b>673</b>	<b>2305</b>	<b>348</b>	<b>642</b>	<b>91</b>	<b>23</b>	<b>11</b>	<b>226</b>	<b>213</b>	<b>202</b>	<b>181</b>
<b>Major League Totals</b>			<b>.204</b>	<b>35</b>	<b>54</b>	<b>9</b>	<b>11</b>	<b>1</b>	<b>0</b>	<b>1</b>	<b>9</b>	<b>2</b>	<b>8</b>	<b>1</b>

### MAEDA, KATSUHIRO (Kats)

#65

#### RHP

6-2, 215. Born 6/23/71 in Hyogo-ken, Japan. Opening Day Age: 25. Resides in Kobe, Japan. BR. TR.

**MAJOR LEAGUE SERVICE:** None.

**CONTRACT STATUS:** Signed minor-league contract on January 17, 1997.

**1996 SEASON:** Was acquired by the Yankees from the Seibu Lions for cash considerations in the 1st trade between the U.S and Japan in over 30 years, when Masanori Murakami was traded by the Nankai Hawks to the San Francisco Giants spent the 1st season in the United States and pitched for Tampa Yankees (GCL and FSL) and Norwich...compiled an overall 4-3 record with a 3.95 ERA in 13 starts covering 73 IP...tossed two 1-hit shutouts, one for the GCL Yankees on 6/28 vs Astros and for Norwich on 8/28 vs New Britain...named Eastern League Player of the Week, 8/26-9/2. **1993-95:** Appeared in 25 major-league games in Japan, going 0-2 with a 4.88 ERA.

YEAR	CLUB	W-L	ERA	G	GS	CG	Sho	SV	IP	H	R	ER	BB	SO
1993	Seibu (Japan)	0-1	4.76	12	1	0	0	0	17.0	17	9	9	18	21
1994	Seibu (Japan)	0-1	4.05	11	0	0	0	0	20.0	25	9	9	17	21
1995	Seibu (Japan)	0-0	16.20	2	0	0	0	0	1.2	2	3	3	6	0
1996	Tampa (GCL)	1-1	3.00	2	2	1	1	0	9.0	4	3	3	2	7
	Tampa (FSL)	0-0	4.22	2	2	0	0	0	10.2	11	5	5	6	8
	Norwich	3-2	4.05	9	9	1	1	0	53.1	49	25	24	21	30
<b>Japanese Totals</b>		<b>0-2</b>	<b>4.89</b>	<b>25</b>	<b>1</b>	<b>0</b>	<b>0</b>	<b>0</b>	<b>38.2</b>	<b>44</b>	<b>21</b>	<b>21</b>	<b>41</b>	<b>42</b>
<b>Minor League Totals</b>		<b>4-3</b>	<b>3.95</b>	<b>13</b>	<b>13</b>	<b>2</b>	<b>2</b>	<b>0</b>	<b>73.0</b>	<b>64</b>	<b>33</b>	<b>32</b>	<b>29</b>	<b>45</b>

Selected by Seibu in the 2nd round of the 1993 Japanese free-agent draft.

### MILTON, ERIC

#84

#### LHP

6-3, 200. Born 8/4/75 in State College, PA. Opening Day Age: 21. Resides in Bellefonte, PA. BL. TL. College: University of Maryland.

**MAJOR LEAGUE SERVICE:** None.

**CONTRACT STATUS:** Signed a minor-league contract for the 1997 season.

**1996 SEASON:** Pre-season All-American at the University of Maryland...was the Yankees number 1 pick in the June free-agent draft (number 20 overall)...received Pitcher of the Week honors, 4/8...was invited to the USA Baseball Spring Training on 5/29...went 27.1 IP without giving up a walk...threw a no-hitter in the Cape Cod League on 7/5 for Falmouth (1BB, 12K).

#### CAREER PLAYING RECORD

YEAR	CLUB	LEVEL	W-L	ERA	G	GS	CG	Sho	SV	IP	H	R	ER	BB	SO
1996	Maryland	ACC	4-7	4.20	14	13	4	1	0	90.0	83	51	42	17	118
	Falmouth	Cape Cod	5-1	.210	7	6	1	1	0	43.1	15	2	1	11	61

Selected by New York (AL) in the 1st round (20th overall) of the June 1996 free-agent draft.

## MOORE, MARCUS RHP

#85

6-5, 195. Born 11/2/70 in Richmond, CA. Opening Day Age: 27. Resides in Oakland, CA. BS. TR. Child: Jaemont Marc Anthony, (7/2/95).

**MAJOR LEAGUE SERVICE:** 1 year, 65 days.

**CONTRACT STATUS:** Signed a minor-league contract on January 10, 1997.

**1996 SEASON:** Split the season between the Reds and Triple-A Indianapolis...saved both of the Reds' first two victories of the season (4/2 vs Mon and 4/5 @ Phi)...they were the 1st two saves of his M.L. career...struckout 27 batters in 26.1 Major-League IP...picked back-to-back wins, 5/4 @ SF and 5/7 vs LA...was outrighted to Indianapolis on 6/11...served as a starter for the rest of the season, going 4-7 with 3.45 ERA in 15 starts...in his 4 wins he pitched at least 8 innings and gave up 3 hits or less.

#### CAREER PLAYING RECORD

YEAR	CLUB	W-L	ERA	G	GS	CG	Sho	SV	IP	H	R	ER	BB	SO
1989	Bend	2-5	4.52	14	14	1	0	0	81.2	84	55	41	51	74
1990	Quad City	16-5	3.31	27	27	2	1	0	160.1	150	83	59	106	160
1991	Dunedin	6-13	3.70	27	25	2	0	0	160.2	139	78	66	99	115
1992	Knoxville	5-10	5.59	36	14	1	0	0	106.1	110	82	66	79	85
1993	Central Valley	1-0	0.75	8	0	0	0	2	12.0	7	3	1	9	15
	Colorado Springs	1-5	4.47	30	0	0	0	4	44.1	54	26	22	29	38
	COLORADO	3-1	6.84	27	0	0	0	0	26.1	30	25	20	20	13
1994	COLORADO	1-1	6.15	29	0	0	0	0	33.2	33	26	23	21	33
	Colorado Springs	3-4	8.00	19	8	0	0	0	54.0	67	59	48	61	54
1995	Indianapolis	1-0	4.97	7	1	0	0	1	12.2	13	8	7	14	6
	Chattanooga	6-1	4.98	36	0	0	0	2	43.1	31	24	24	34	57
1996	Indianapolis	4-7	3.45	15	15	0	0	0	88.2	72	41	34	38	70
	CINCINNATI	3-3	5.81	23	0	0	0	2	26.1	26	21	17	22	27
<b>Minor League Totals</b>		<b>45-50</b>	<b>4.34</b>	<b>219</b>	<b>104</b>	<b>6</b>	<b>1</b>	<b>9</b>	<b>764.0</b>	<b>727</b>	<b>459</b>	<b>368</b>	<b>520</b>	<b>674</b>
<b>Major League Totals</b>		<b>7-5</b>	<b>6.25</b>	<b>79</b>	<b>0</b>	<b>0</b>	<b>0</b>	<b>2</b>	<b>86.1</b>	<b>89</b>	<b>72</b>	<b>60</b>	<b>63</b>	<b>73</b>

Selected by California in the 17th round of the June 1989 free-agent draft.

## PAVLAS, DAVID LEE (Dave) RHP

#47

6-7, 205. Born 8/12/62 in Frankfurt, Germany. Opening Day Age: 33. Resides in Shiner, TX. BS. TR.

**MAJOR LEAGUE SERVICE:** 142 days.

**CONTRACT STATUS:** Signed a minor-league contract on November 18, 1996.

**1996 SEASON:** Went 0-0 with a 2.35 ERA in 16 games with the Yankees and 8-2 with a 1.99 ERA and 26 saves in 57 games with Columbus...contract was purchased by the Yankees on 8/16 to replace John Wetteland on the roster...recorded his 1st M.L. save on 8/24 in 5-4 Yankee win vs Oak (.1IP, 1H, 1K)...shared Clipper of the

Year honors with 3b Tracey Woodson...1st reliever to receive the award. **1995:** Spent most of season with Clippers, but did earn two separate promotions to New York...18 saves was 5th-most ever by a Clipper in one season...5th in organization and 4th in IL in saves, 7th in system with team-high 48 G...32 GF led Clippers staff...allowed opposing hitters .207 BA, 5th-lowest among Triple-A relievers...pitched in 4 G for Yankees, earning no decisions and posting a 3.18 ERA in 5.2 IP...on DL 4/19 - 4/27 with groin pull. **PERSONAL:** Originally was signed by the Cubs as a free agent on December 15, 1984...played baseball at Rice University, where he received bachelor's degrees in art and physical education...played baseball, football and basketball at Shiner (TX) High School...won league championships with the Winston-Salem Spirits in 1986, the Tulsa Drillers in 1988, the Brother Elephants (Taiwan) in 1993 and the Parma Angels (Italy) in 1994.

#### CAREER PLAYING RECORD

YEAR	CLUB	LEVEL	W-L	ERA	G	GS	CG	Sho	SV	IP	H	R	ER	BB	SO
1985	Peoria	A	8-3	2.62	17	15	3	1	1	110.0	90	40	32	32	86
1986	Winston-Salem	A	14-6	3.84	28	26	5	2	0	173.1	172	91	74	57	143
1987	Pittsfield	AA	6-1	3.80	7	7	0	0	0	45.0	49	25	19	17	27
	Tulsa	AA	1-6	7.69	13	12	0	0	0	59.2	79	51	51	27	46
1988	Oklahoma City	AAA	3-1	4.47	13	8	0	0	0	52.1	59	29	26	28	40
	Tulsa	AA	5-2	1.98	26	5	1	0	2	77.1	52	26	17	18	69
1989	Oklahoma City	AAA	2-14	4.70	29	21	4	0	0	143.2	175	89	75	67	94
1990	Iowa	AAA	8-3	3.26	53	3	0	0	8	99.1	84	38	36	48	96
	CHICAGO	NL	2-0	2.11	13	0	0	0	0	21.1	23	7	5	6	12
1991	Iowa	AAA	5-6	3.98	61	0	0	0	7	97.1	92	49	43	43	54
	CHICAGO	NL	0-0	18.00	1	0	0	0	0	1.0	3	2	2	0	0
1992	Iowa	AAA	3-3	3.38	12	4	0	0	0	37.1	43	20	14	8	34
1995	Columbus	AAA	3-3	2.61	48	0	0	0	18	58.2	43	19	17	20	51
	YANKEES	AL	0-0	3.18	4	0	0	0	0	5.2	8	2	2	0	3
1996	Columbus	AAA	8-2	1.99	57	0	0	0	26	77.0	64	20	17	13	65
	YANKEES		0-0	2.35	16	0	0	0	1	23.0	23	7	6	7	18
<b>Minor League Totals</b>			<b>66-50</b>	<b>3.68</b>	<b>365</b>	<b>101</b>	<b>13</b>	<b>3</b>	<b>62</b>	<b>1031.01</b>	<b>002497</b>	<b>421</b>	<b>378</b>	<b>805</b>	
<b>AL Totals</b>			<b>0-0</b>	<b>2.51</b>	<b>20</b>	<b>0</b>	<b>0</b>	<b>0</b>	<b>1</b>	<b>28.2</b>	<b>31</b>	<b>9</b>	<b>8</b>	<b>7</b>	<b>21</b>
<b>NL Totals</b>			<b>2-0</b>	<b>2.82</b>	<b>14</b>	<b>0</b>	<b>0</b>	<b>0</b>	<b>0</b>	<b>22.1</b>	<b>26</b>	<b>9</b>	<b>7</b>	<b>6</b>	<b>12</b>
<b>Major League Totals</b>			<b>2-0</b>	<b>2.65</b>	<b>34</b>	<b>0</b>	<b>0</b>	<b>0</b>	<b>1</b>	<b>51.0</b>	<b>57</b>	<b>18</b>	<b>15</b>	<b>13</b>	<b>33</b>

#### PENNINGTON, BRAD LEE (Brad)

#63

#### LHP

6-6, 215. Born 4/14/69 in Salem, IN. Opening Day Age: 27. Resides in Salem, IN. BL. TL. Married: Tara Hartman. College: Bellarmine College and Vincennes Junior College (IN).

**MAJOR LEAGUE SERVICE:** 2 years, 35 days.

**CONTRACT STATUS:** Signed a minor-league contract on November 18, 1996.

**1996 SEASON:** Went 0-2 with a 6.20 ERA (20.1IP, 14ER) between Boston and California...made 22 M.L. appearances, all in relief...was claimed off waivers by California on 5/17, after going 0-2 for the Red Sox in 14 appearances. **1995:** Began season with Bal and was 0-1 with an 8.10 ERA in 8 relief appearances...was traded to Cin on 6/16 and split time between the Reds and Triple-A Indianapolis...made N.L. debut on 6/19 vs Atl...for Indianapolis made 11 appearances overall. **1994:** Went 0-1 with 12.00 ERA in 8 relief appearances before being optioned to Triple-A Rochester...went 2-3 with a 4.17 ERA and 3 saves in 26 appearances for the Red Wings...struck on the temple by a line drive off the bat of Luis Ortiz from Pawtucket on 5/5 and was taken to the hospital and released the same day...ended the season with 9 consecutive starts and went 4-5 with a 6.65 ERA...held IL opponents to a .219 BA and averaged 9.3 K per 9 IP. **1993:** Opened the season with Rochester but was recalled to Bal on 4/15...lost his M.L. debut 4/17 vs Cal (1.1IP, 1H, 1R, 1ER, 1BB, 2K)...did not allow a run in his next 6 appearances or in 15 of his next 18 games from 4/23-6/24...recorded 1st M.L. save vs Bos on 5/10 (.2IP)...recorded 1st M.L. win on 5/27 @ NYY (1.2IP, 1H, 1BB, 2K). **1992:** Led Orioles organization with 12 K/9IP and .152 OBA...2nd in the system with 56 appearances, 3rd with 14 saves and 4th with a 2.24 ERA...Named as one of *Baseball America's* Top 10 prospects in the International League...averaged a Triple-A best 11.8 K/9IP during his half-season with Rochester...did not allow a hit in his final 6 appearances. **1991:** Split the season between Kane County and Frederick, where he was a combined 1-6 with a 4.59 ERA and 17 saves...averaged 13.6 K/9IP...was promoted to Frederick on 6/7...finished

5th in the Carolina League with 13 saves, including 5 in his final 6 appearances. **1990:** Had 142 strikeouts in 106 IP for Wausau...moved to the bullpen 7/17. **PERSONAL:** Graduated from Eastern H.S. (IN) in 1987, where he earned 4 letters in baseball, 3 in basketball and 1 in track...studied Business Administration at Bellarmine College and Vincennes Junior College (IN).

#### CAREER PLAYING RECORD

YEAR CLUB	W-L	ERA	G	GS	CG	Sho	SV	IP	H	R	ER	BB	SO
1989 Bluefield	2-7	6.58	15	14	0	0	0	64.1	50	58	47	74	81
1990 Wausau	4-9	5.18	32	18	1	0	0	106.0	81	89	61	121	142
1991 Kane County	0-2	5.87	23	0	0	0	4	23.0	16	17	15	25	43
Frederick	1-4	3.92	36	0	0	0	13	43.2	32	23	19	44	58
1992 Frederick	1-0	2.00	8	0	0	0	2	9.0	5	3	2	4	16
Hagerstown	1-2	2.54	0	0	0	0	7	28.1	20	9	8	17	32
Rochester	1-3	2.08	29	0	0	0	5	39.0	12	10	9	33	56
1993 Rochester	1-2	3.45	14	0	0	0	8	15.2	12	11	6	13	19
BALTIMORE	3-2	6.55	34	0	0	0	4	33.0	34	25	24	25	39
1994 BALTIMORE	0-1	12.00	8	0	0	0	0	6.0	9	8	8	8	7
Rochester	6-8	5.32	35	9	0	0	3	86.1	68	59	51	74	89
1995 BALTIMORE-a	0-1	8.10	8	0	0	0	0	6.2	3	7	6	11	10
CINCINNATI	0-0	5.59	6	0	0	0	0	9.2	9	8	6	11	7
Indianapolis	0-0	10.29	11	2	0	0	0	14.0	17	19	16	21	11
1996 BOSTON-b	0-2	2.77	14	0	0	0	0	13.0	6	5	4	15	13
Lake Elsinore	0-0	0.00	2	2	0	0	0	3.0	0	0	0	2	5
Vancouver	3-0	4.23	11	2	0	0	1	27.2	20	20	13	22	43
CALIFORNIA-c,d	0-0	12.27	8	0	0	0	0	7.1	5	10	10	16	7
<b>AL Totals</b>	<b>3-6</b>	<b>7.09</b>	<b>72</b>	<b>0</b>	<b>0</b>	<b>0</b>	<b>4</b>	<b>66.0</b>	<b>57</b>	<b>55</b>	<b>52</b>	<b>75</b>	<b>76</b>
<b>NL Totals</b>	<b>0-0</b>	<b>5.59</b>	<b>6</b>	<b>0</b>	<b>0</b>	<b>0</b>	<b>0</b>	<b>9.2</b>	<b>9</b>	<b>8</b>	<b>6</b>	<b>11</b>	<b>7</b>
<b>Major-League Totals</b>	<b>3-6</b>	<b>6.90</b>	<b>78</b>	<b>0</b>	<b>0</b>	<b>0</b>	<b>4</b>	<b>75.2</b>	<b>66</b>	<b>63</b>	<b>58</b>	<b>86</b>	<b>83</b>

Selected by Baltimore in the 12th round of the June 1989 free-agent draft.

a - Traded to Cincinnati for OF Danny Clyburn and RHP Tony Nieto on June 16, 1995.

b - Signed by Boston as a free agent on November 8, 1995.

c - Was claimed off waivers by California from Boston on May 17, 1996.

d - Was signed by New York (AL) as a free agent on November 18, 1996.

## POLLEY, EZRA DALE (Dale)

#56

### LHP

6-0, 185. Born 8/9/64 in Georgetown, KY. Opening Day Age: 32. Resides in Georgetown, KY. BR. TL. Married: Angela (4/12/93). Children: Matthew (3/4/94) and Chad (5/11/95).

**MAJOR LEAGUE SERVICE:** 100 days.

**CONTRACT STATUS:** Signed a minor-league contract on January 14, 1997.

**1996 SEASON:** Appeared in 31 games for Triple-A Columbus before being promoted to New York on 6/22...went 1-3 with a 7.89 ERA in 32 appearances for the Yankees...LH batters hit .150...LH batters were 0-for15 before Harold Baines hit a 10th-inning RBI single for the White Sox...made his M.L. debut 6/23 @ Cle , at age 31 he became the 2nd oldest player in M.L. history to debut in the majors (3b Jim Cockman debuted at age 32 in 1905)...recorded his 1st M.L. win 6/26 @ Min (.1IP). **1995:** Returned to the Braves system after a year away from the game...posted a 1.56 ERA which was tops for Richmond pitchers. **1994:** Did not play. **1993:** Posted team-high 8 wins for Greenville...was promoted to Richmond on 8/2 and went 1-0 with a 3.93 ERA in 10 relief appearances...matched a career-high 9 wins. **1991:** Led Richmond appearing in 50 games...had an 0.91 ERA in 21 games, 5/29-7/31. **1990:** Went 4-7 with a 3.53 ERA in 36 games, 15 starts...received MVP honors in the Triple-A All-Star Game. **PERSONAL:** Signed his first professional contract with the Atlanta Braves on June 10, 1987...graduated from Scott County H.S. (KY), where he played baseball, basketball and ran cross country...attended Kentucky State University...was named Most Valuable Pitcher for the 1990 Class AAA All-Stars.

#### CAREER PLAYING RECORD

YEAR CLUB	LEVEL	W-L	ERA	G	GS	CG	Sho	SV	IP	H	R	ER	BB	SO
1987 Pulaski	R	0-2	1.75	13	1	0	0	5	25.2	18	7	5	9	37
Sumter	A	3-1	2.88	7	6	1	1	0	40.2	37	16	13	9	32

1988	Greenville	AA	9-6	3.16	36	16	0	0	2	128.0	102	56	45	49	67
1989	Greenville	AA	6-15	3.35	28	26	3	2	0	163.2	142	75	61	58	106
1990	Richmond	AAA	4-7	3.53	36	15	1	1	0	135.0	121	66	53	48	64
1991	Richmond	AAA	2-3	3.26	50	1	0	0	4	66.1	70	24	24	30	38
1992	Richmond	AAA	1-6	2.88	39	0	0	0	2	56.1	64	20	18	24	42
1993	Greenville	AA	8-1	4.12	42	0	0	0	2	59.0	44	28	27	21	66
	Richmond	AAA	1-0	3.93	10	0	0	0	0	18.1	21	9	8	11	14
1994		Did not play.													
1995	Richmond	AAA	3-2	1.56	47	0	0	0	7	63.1	51	15	11	38	54
1996	Columbus	AAA	2-2	3.13	31	0	0	0	1	31.2	29	11	11	9	29
	YANKEES		1-3	7.89	32	0	0	0	0	21.2	23	20	19	11	14
<b>Minor League Totals</b>			<b>39-45</b>	<b>3.15</b>	<b>339</b>	<b>65</b>	<b>5</b>	<b>4</b>	<b>23</b>	<b>788.0</b>	<b>689</b>	<b>327</b>	<b>276</b>	<b>288</b>	<b>555</b>
<b>Major League Totals</b>			<b>1-3</b>	<b>7.89</b>	<b>32</b>	<b>0</b>	<b>0</b>	<b>0</b>	<b>0</b>	<b>21.2</b>	<b>23</b>	<b>20</b>	<b>19</b>	<b>11</b>	<b>14</b>

Signed by Atlanta as a free agent on June 10, 1987.

## POSE, SCOTT VERNON (Scott) OF

#68

5-11, 165. Born 2/11/67 in Davenport, IA. Opening Day Age: 30. Resides in West Des Moines, IA. BL. TR.

**MAJOR LEAGUE SERVICE:** None.

**CONTRACT STATUS:** Signed minor-league contract on November 27, 1996.

### CAREER PLAYING RECORD

YEAR	CLUB	AVG	G	AB	R	H	2B	3B	HR	RBI	BB	SO	SB
1989	Billings	.352	60	210	52	74	7	2	0	25	54	31	26
1990	Charleston (WV)	.298	135	480	106	143	13	5	0	46	114	56	49
1991	Chattanooga	.274	117	402	61	110	8	5	1	31	69	50	17
	Nashville	.192	15	52	7	10	0	0	0	3	2	9	3
1992	Chattanooga	.342	136	526	87	180	22	8	2	45	63	66	21
1993	FLORIDA	.195	15	41	0	8	2	0	0	3	2	4	0
	Edmonton	.284	109	398	61	113	8	6	0	27	42	36	19
1994	New Orleans	.282	124	429	60	121	13	7	0	52	47	52	20
1995	Albuquerque	.188	7	16	5	3	1	0	0	1	2	0	2
	Salt Lake	.310	70	203	41	63	9	1	0	19	29	28	13
1996	Syracuse	.272	113	419	71	114	11	6	0	39	58	71	30
<b>Minor League Totals</b>		<b>.297</b>	<b>886</b>	<b>3135</b>	<b>551</b>	<b>931</b>	<b>92</b>	<b>40</b>	<b>3</b>	<b>288</b>	<b>480</b>	<b>399</b>	<b>200</b>
<b>Major League Totals</b>		<b>.195</b>	<b>15</b>	<b>41</b>	<b>0</b>	<b>8</b>	<b>2</b>	<b>0</b>	<b>0</b>	<b>3</b>	<b>2</b>	<b>4</b>	<b>0</b>

Selected by Cincinnati in the 34th round of the June 1989 free-agent draft.

## REYES, CARLOS ALBERTO RHP

#86

6-1, 190. Born 4/4/69 in Miami, FL. Opening Day Age: 27. Resides in Tampa, FL. BS. TR. Married: Bettina. Children: Chelsea Maria and Taylor. College: Brevard Community College and Florida Southern College.

**MAJOR LEAGUE SERVICE:** 3 years.

**CONTRACT STATUS:**

**1996 SEASON:** Was the A's opening day starter, but after 7 losses in 10 starts, he was moved to the bullpen where he finished the season...was 4-3 with a 3.76 ERA in 36 relief appearances and 3-7 with 6.02 ERA in 10 starts...had career-high 7 wins, 46 games and 125.2 IP...led the A's with a career-high 78 strikeouts.

### CAREER PLAYING RECORD

YEAR	CLUB	W-L	ERA	G	GS	CG	Sho	SV	IP	H	R	ER	BB	SO
1991	Bradenton	3-2	1.77	20	0	0	0	5	45.2	44	15	9	9	37
1992	Macon	2-3	2.10	23	0	0	0	2	60.0	57	16	14	11	57
	Durham	2-1	2.43	21	0	0	0	5	40.2	31	11	11	10	33
1993	Greenville	8-1	2.06	33	2	0	0	2	70.0	64	22	16	24	57
	Richmond	1-0	3.77	18	1	0	0	1	28.2	30	12	12	11	30
1994	Modesto	0-0	0.00	3	3	0	0	0	5.0	2	0	0	0	3

OAKLAND	0-3	4.15	27	9	0	0	1	78.0	71	38	36	44	57
1995 OAKLAND	4-6	5.09	40	1	0	0	0	69.0	71	43	39	28	48
1996 OAKLAND	7-10	4.78	46	10	0	0	0	122.1	134	71	65	61	78
<b>Major League Totals</b>	<b>11-19</b>	<b>4.68</b>	<b>113</b>	<b>20</b>	<b>0</b>	<b>0</b>	<b>1</b>	<b>269.1</b>	<b>276</b>	<b>152</b>	<b>140</b>	<b>133</b>	<b>183</b>

## RONAN, EDWARD MARCUS (Marc) C

#71

6-2, 190. Born 9/19/69 in Ozark, AL. Opening Day Age: 26.

Resides in Tallahassee, FL. BL. TR. College: Florida State University. Married: Amanda, (1/29/94).

**MAJOR LEAGUE SERVICE:** 33 days.**CONTRACT STATUS:** Signed a minor-league contract on November 14, 1996.

**1996 SEASON:** Hit career-high .305 with 4 HR and 20 RBI for Charlotte. **1995:** Spent the year with the Cardinals' Class AAA affiliate in Louisville...led the American Association in fielding percentage by a catcher (.993, 3 E, 455 TC)...on 12/4/95 was selected off the New Orleans roster in the first round of the Major League portion of the Rule 5 Draft...on 3/27/95 was traded from St. Louis to Milwaukee in exchange for catcher Glenn Sutko, then on 4/1/95 was traded back to the Cardinals for Sutko...spent the season at Louisville and then on 10/19/95 returned to Milwaukee in a trade for catcher Mike Stefanski. **1994:** Committed just 5 errors in 568 total chances (.991)...did not commit an error in 60 home games. **1993:** Began the season at St. Petersburg and hit safely in 13-14 games before he was promoted to Arkansas on 5/9...at Arkansas, threw out 45 percent of the baserunners attempting to steal...hit a grand slam on 5/25 vs El Paso...from 6/11-6/25 hit safely in 11 straight games...was promoted to St. Louis after Arkansas completed its season...made his Major League debut on 9/21 @Chi...collected his first Major League hit on 10/1 vs Phi, when he singled off Curt Schilling.

**CAREER PLAYING RECORD**

- \* Led the American Association in fielding percentage, catcher (.993), 1995.
- \* Led the Texas League in fielding percentage, catcher (.994), 1993.
- \* Led Midwest League catchers in total chances (919), 1992.
- \* Led South Atlantic League catchers in games (106), 1991.

YEAR	CLUB	AVG	G	AB	R	H	2B	3B	HR	RBI	BB	SO	SB
1990	Hamilton	.228	56	167	14	38	6	0	1	15	15	37	1
1991	Savannah	.236	108	343	39	81	10	1	0	45	38	54	11
1992	Springfield	.215	110	376	45	81	19	2	6	48	23	58	4
1993	St. Petersburg	.310	25	87	13	27	5	0	0	6	6	10	0
	Arkansas	.214	96	281	33	60	16	1	7	34	26	47	1
	ST. LOUIS	.083	6	12	0	1	0	0	0	0	0	5	0
1994	Louisville	.238	84	269	32	64	11	2	2	21	12	43	3
1995	Louisville	.213	78	225	15	48	8	0	0	8	14	42	4
<b>Minor League Totals</b>		<b>.228</b>	<b>557</b>	<b>1748</b>	<b>191</b>	<b>399</b>	<b>75</b>	<b>6</b>	<b>16</b>	<b>177</b>	<b>134</b>	<b>291</b>	<b>24</b>
<b>Major League Totals</b>		<b>.083</b>	<b>6</b>	<b>12</b>	<b>0</b>	<b>1</b>	<b>0</b>	<b>0</b>	<b>0</b>	<b>0</b>	<b>0</b>	<b>5</b>	<b>0</b>

Selected by St. Louis in the third round of the June 1990 free agent draft.

Selected by New York (AL) in the first round of the Major League portion of the 1995 Rule 5 Draft.

## URSO, SALVATORE JUDE (Sal) LHP

#75

5-11, 175, Born 1/19/92 in Tampa, FL. Opening Day Age: 25. Resides in Tampa, FL. BR. TL. Married: Katrina.

**MAJOR LEAGUE SERVICE:** None.**CONTRACT STATUS:** Signed a minor-league contract on December 2, 1996.**CAREER PLAYING RECORD**

YEAR	CLUB	W-L	ERA	G	GS	CG	Sho	SV	IP	H	R	ER	BB	SO
1990	Tempe	3-2	3.02	20	0	0	0	1	50.2	36	25	17	23	63
1991	Poninsula	0-3	3.06	46	0	0	0	5	61.2	74	36	21	30	44
1992	San Bernardino	0-1	5.06	37	0	0	0	1	51.1	66	34	29	32	40
1993	Appleton	4-4	3.35	36	1	0	0	2	53.2	57	24	23	14	26
1994	Riverside	1-2	5.97	30	1	0	0	0	34.2	44	27	23	14	26
1995	Port City	2-0	2.17	51	0	0	0	1	45.2	41	13	11	21	44
1995	Tacoma	6-2	2.35	46	0	0	0	3	72.2	69	22	10	32	45
<b>Major League Totals</b>		<b>16-14</b>	<b>3.31</b>	<b>266</b>	<b>2</b>	<b>0</b>	<b>0</b>	<b>17</b>	<b>480.2</b>	<b>430</b>	<b>238</b>	<b>203</b>	<b>223</b>	<b>418</b>

Signed by Seattle in the 36th round of the June 1990 free agent draft.



**GENE MONAHAN, Trainer...**Born October 24, 1944, Rolla, MO...B.S. in physical education from Indiana University (1969)...certified member of NATA...member of PBATS, serving as chairman of grants and scholarship committee...34 years of service in professional baseball...started in 1963 at Ft. Lauderdale...entering his 25th year at the helm of the Yankee training duties...served as

American League trainer at three All-Star Games (1992 at Jack Murphy Stadium, 1977 at Yankee Stadium and 1986 at Houston's Astrodome)...all three of his previous assistants during his Yankee tenure advanced to head training positions in the major leagues...toured Japan with 1990 Major League team...winner of the 1990 Major League Baseball Athletic Training Staff of the Year Award.



**STEVE DONOHUE, Assistant Trainer...**Born May 29, 1956, Bronxville, NY...B.S. in physical education from the University of Louisville...certified member of NATA...certified member of New York state EMT...is in his 12th season as Yankees' assistant trainer...has been member of the Yankees' organization since 1979, working at West Haven (1979), Nashville (1980-81) and Columbus (1982-85)...also assistant trainer for the New York Jets

(1974-78)...was an assistant trainer for the University of Louisville's NCAA Champion basketball team in 1980...winner of the 1990 Major League Baseball Athletic Training Staff of the Year Award.



**DR. STUART J. HERSHON, Team Physician...**a graduate of Harvard University and New York Medical College...is in his ninth season as the Yankee team physician...he is an orthopedic surgeon affiliated with Columbia Presbyterian and North Shore Hospitals where he is chief of sports medicine...also has served as team physician for the New York Arrows of the Major Indoor Soccer League and Nassau Community College.



**PAUL MASTROPASQUA, Strength and Conditioning Coach...**Born August 10, 1938, Hoboken, NJ...entering his second season with the Yankees...has 39 years of experience in weight training, competed for 14 years and won Mr. New Jersey in 1972...certified professional trainer by the American Counsel on Exercise and Georgia Tech Dept of Physical Education and licensed massage therapist by the University of the State of NY

Educational Dept...served as Fitness and Weight Training Director for the Downtown Athletic Club, NY, for 12 years...first strength specialist for the NY Jets, 1977-78...first conditioning coach for the NY Mets, 1978...first Strength and Flexibility Coach for the Atlanta Braves, 1982-84...employed by the U.S. Federal Prison Camp in Atlanta, GA, for 3 1/2 years, where he developed fitness programs for inmates...resides in Woodstock, GA with his wife Dotty and their 5 children.



**CARL TAYLOR, Video Coordinator...**Born January 20, 1944, Sarasota, FL...returns for his 8th consecutive season with the Yankees...is in his fifth season as the video coordinator...also will throw batting practice and catch in the bullpen during batting practice...also the club's resident barber...played in the Major Leagues from 1968-73 for the Pirates, Cardinals and Royals...primarily a catcher, Taylor also played first base and

outfield and combined to hit .266 with 10 HR and 115 RBI in 411 games...in first Major League game, replaced Roberto Clemente and had two hits off Woody Fryman...was signed by the Pirates as a free agent in 1962...was signed by George Zuraw...is the step-brother of Boog Powell...went to high school in Key West...played with Powell and George Mira and against Bill Freehan in Key West...played Little League, Babe Ruth and Pony League baseball...played in the 1954 Little League World Series...is a Jack Nicholson fan.

#### INSIDE-THE-PARK HOME RUNS

The last inside-the-park home run by a Yankee came from **Derek Jeter** on 8/3/96 at Kansas City off Jeff Montgomery...the last one by a Yankee at Yankee Stadium came from **Deion Sanders** on 7/17/90 vs Kansas City off Mel Stottlemyre, Jr....**Mickey Mantle** in his career hit 6 inside-the-park HR, the most by a Yankee...the last inside-the-park HR by an opponent came from Minnesota's **Shane Mack** on 5/17/94 in the Metrodome off Jimmy Key...was the first one by an opponent since Boston's Mike Greenwell hit one on 9/9/90 in Fenway Park.



**CHARLIE WONSOWICZ, Radar Gun-Batting Practice Pitcher...**Born September 5, 1968, Staten Island, NY...is in his fifth season as batting practice pitcher...during games operates the radar gun and charts pitches...graduated in 1986 from Tottenville High School in Staten Island, where he was a second-team All-American in baseball...from 1987-90 pitched at St. John's University on a 4-year baseball scholarship...coached the

Tottenville High varsity baseball team from 1991-92...coached in the Atlantic Coast Summer Baseball League from 1992-1993.



**BOB SHEPPARD:** The Yankees' public address announcer since 1951, Bob starts his 47th year behind the microphone...this eloquent linguist also is the long-time public address man for the New York Giants football team (41 seasons completed) and has been the p.a. man for St. John's University basketball and football "all his life"...a St. John's alumnus, Bob has been a professor of speech there for 13 years...also has on his resume Army

football, New York Titans football (in the Polo Grounds), Brooklyn Dodgers football (in Ebbetts Field), NY Yankees football (of the now-defunct AAFC) and New York Cosmos soccer...while attending St. John's, was a 4-year member of the baseball (first baseman) and football (lefthanded quarterback) teams...is a current member of the St. John's, Long Island and New York Sports Halls of Fame.



**EDDIE LAYTON:** Once again is tickling the ivories for the Yankees in 1997...he started in 1968, returning for his 30th season as the Yankee organist...also performs concerts for the Hammond Organ Co. (more than 700 cities worldwide), writes commercial scores for radio and television, and performs annually at Radio City Music Hall (past 21 years)...has recorded 25

albums...prior to coming to the Yankees, wrote scores for soap operas, including Secret Storm among others, and was the Rangers/Knicks organist for 18 years...has appeared on the David Letterman show four times and is a member of the New York Sports Hall of Fame.

**BEHIND THE SCENES...**ROB CUCUZZA, son of Lou Cucuzza, Sr., returns to the Yankee clubhouse for the ninth straight season...LOU CUCUZZA begins his 22nd season running the visitors' clubhouse, sharing the duties with son LOU, JR....BOB WILKINSON begins his fourth season as stadium superintendent and head of the groundscrew, leading his team of 15 co-workers...SONNY HIGHT enters his third season as director of stadium operations, assisted by KIRK RANDAZZO.

### YANKEES ON THE AIR



**MICHAEL KAY**

Madison Square Garden Network is beginning its ninth consecutive season as the team's cable TV outlet...in 1997, MSG Network acquired the rights to the Yankees' radio broadcast, which will air on WABC Radio, 770 AM (the 17th consecutive year as the flagship station)...**MICHAEL KAY** and **JOHN STERLING** begin their sixth seasons paired as Yankee broadcasters on WABC Radio




**JOHN STERLING**

...Sterling, in his ninth season with the club, has served as a broadcaster for Atlanta Braves and Atlanta Hawks games nationally on WTBS and locally has served as an announcer for the New Jersey Nets and New York Islanders...Kay is in his sixth season with the Yankees...he was a Yankee beat writer from 1987-88 with the New York Post and from 1989-90 with the New York Daily News...in 1991 he joined MSG on the post-game show...the Bronx native is a graduate of Fordham University...MSG Radio producer/engineer **BRIAN FERGENSON** is in his 17th season.

## NOTES

# History & Records



## ALL-TIME YANKEE ROSTER

(through 1996, 1212 players have appeared in at least 1 game for the Yankees)

### A (33)

Jim Abbott 1993-94  
Harry Ables 1911  
Spencer Adams 1926  
Doc Adkins 1903  
Steve Adkins 1990  
Luis Aguayo 1988  
Jack Aker 1969-72  
Mike Aldrete 1996  
Doyle Alexander 1976, 1982-83  
Walt Alexander 1915-17  
Bernie Allen 1972-73  
Johnny Allen 1932-35  
Neil Allen 1985, 1987-88  
Sandy Alomar 1974-76  
Felipe Alou 1971-73  
Matty Alou 1973  
Dell Alston 1977-78  
Ruben Amaro 1966-68  
John Anderson 1904-05  
Rick Anderson 1979  
Ivy Andrews 1931-32, 1937-38  
Pete Appleton 1933  
Angel Aragon 1914, 1916-17  
Rugger Ardzola 1947  
Mike Armstrong 1984-86  
Brad Arnsberg 1986-87  
Luis Arroyo 1960-63  
Tucker Ashford 1981  
Paul Assenmacher 1993  
Joe Ausanio 1994-95  
Jimmy Austin 1909-10  
Martin Autry 1924  
Oscar Azocar 1990

### B (114)

Loren Babe 1952-53  
Stan Bahnsen 1966, 1968-71  
Bill Bailey 1911  
Frank Baker 1916-19, 1921-22  
Frank Baker 1970-71  
Steve Balboni 1981-83, 1989-90  
Neal Ball 1907-09  
Scott Bankhead 1995  
Steve Barber 1967-68  
Jesse Barfield 1989-92  
Cy Barger 1906-07  
Ray Barker 1965-67  
Frank Barnes 1930  
Honey Barnes 1926  
Ed Barney 1915  
George Batten 1912  
Hank Bauer 1948-59  
Paddy Baumann 1915-17  
Don Baylor 1983-85  
Walter Beall 1924-27  
Jim Beattie 1978-79  
Rick Beck 1965  
Zinn Beck 1918  
Fred Beene 1972-74  
Joe Beggs 1938  
John Bell 1907  
Zeke Bella 1957  
Benny Bengough 1923-30  
Juan Beniquez 1979  
Lou Berberet 1954-55  
Dave Bergman 1975, 1977  
Juan Bernhardt 1976  
Walter Bernhardt 1918  
Dale Berra 1985-86  
Yogi Berra 1946-63  
Bill Bevens 1944-47  
Monte Beville 1903-04  
Harry Billiard 1908  
Doug Bird 1980-81  
Ewell Blackwell 1952-53  
Rick Bladt 1975  
Paul Blair 1977-80  
Walter Blair 1907-11  
Johnny Blanchard 1955, 1959-65  
Gil Blanco 1965  
Wade Blasingame 1972  
Steve Blateric 1972  
Gary Blaylock 1959  
Curt Blefary 1970-71  
Elmer Bliss 1903-04

Ron Blomberg 1969, 1971-76  
Mike Blowers 1989-91  
Eddie Bockman 1946  
Ping Bodie 1918-21  
Len Boehmer 1969, 1971  
**Brian Boehringer 1995-96**  
**Wade Boggs 1993-96**  
Don Bollweg 1953  
Bobby Bonds 1975  
Ricky Bones 1996  
Ernie Bonham 1940-46  
Juan Bonilla 1985, 1987  
Luke Boone 1913-16  
Frenchy Bordagaray 1941  
Rich Bordi 1985, 1987  
Hank Borowy 1942-45  
Babe Borton 1913  
Daryl Boston 1994  
Jim Bouton 1962-68  
Clete Boyer 1959-66  
Scott Bradley 1984-85  
Neal Brady 1915, 1917  
Ralph Branca 1954  
Norm Branch 1941-42  
Marshall Brant 1980  
Garland Braxton 1925-26  
Don Brennan 1933  
Jim Brennenman 1965  
Ken Brett 1976  
Marv Breuer 1939-43  
Billy Brewer 1996  
Fritzie Brickell 1958-59  
Jim Brideweser 1951-53  
Marshall Bridges 1962-63  
Harry Bright 1963-64  
Ed Brinkman 1975  
Johnny Broaca 1934-37  
Lew Brockett 1907, 1909, 1911  
Jim Bronstad 1959  
Tom Brookens 1989  
Bob Brower 1989  
Boardwalk Brown 1914-15  
Bobby Brown 1946-52, 1954  
Bobby Brown 1979-81  
Curt Brown 1984  
Hal Brown 1962  
Jumbo Brown 1932-33, 1935-36  
Billy Bryan 1966-67  
Jess Buckles 1916  
Jay Buhner 1987-88  
Bill Burbach 1969-71  
Lew Burdette 1950  
Tim Burke 1992  
George Burns 1928-29  
Alex Burr 1914  
Ray Burris 1979  
Joe Bush 1922-24  
Tom Buskey 1973-74  
Ralph Buxton 1949  
Joe Buzas 1945  
Harry Byrd 1954  
Sammy Byrd 1929-34  
Tommy Byrne 1943, 1946-51, 1954-57  
Marty Bystrom 1984-85

### C (94)

Greg Cadaret 1989-92  
Charlie Caldwell 1925  
Ray Caldwell 1910-18  
Johnny Callison 1972-73  
Howie Camp 1917  
Bert Campaneris 1983  
Archie Campbell 1928  
John Candelaria 1988-89  
Mike Cantwell 1916  
Andy Carey 1952-60  
Roy Carlyle 1926  
Duke Carmel 1965  
Dick Carroll 1909  
Ownie Carroll 1930  
Tommy Carroll 1955-56  
Chuck Cary 1989-91  
Hugh Casey 1949  
Roy Castleton 1907  
Bill Castro 1981  
Danny Cater 1970-71  
Rick Cerone 1980-84, 1987, 1990

Bob Cerv 1951-56, 1960-62  
 Chris Chambliss 1974-79, 1988  
 Frank Chance 1913-14  
 Spud Chandler 1937-47  
 Les Channell 1910, 1914  
 Darrin Chapin 1991  
 Ben Chapman 1930-36  
 Mike Chartak 1940, 1942  
 Hal Chase 1905-13  
 Jack Chesbro 1903-09  
 Clay Christiansen 1984  
 Al Cicotte 1957  
 Allie Clark 1947  
 George Clark 1913  
 Jack Clark 1988  
 Horace Clarke 1965-74  
 Walter Clarkson 1904-07  
 Ken Clay 1977-79  
 Pat Clements 1987-88  
 Tex Clevenger 1961-62  
 Lu Clinton 1966-67  
 Al Closter 1971-72  
 Andy Coakley 1911  
 Jim Coates 1956, 1959-62  
 Jim Cockman 1905  
 Rich Coggins 1975-76  
 Rocky Colavito 1968  
 King Cole 1914-15  
 Curt Coleman 1912  
 Jerry Coleman 1949-57  
 Rip Coleman 1955-56  
 Bob Collins 1944  
 Dave Collins 1982  
 Joe Collins 1948-57  
 Orth Collins 1904  
 Pat Collins 1926-28  
 Rip Collins 1920-21  
 Frank Colman 1946-47  
 Lloyd Colson 1970  
 Earle Combs 1924-35  
**David Cone 1995-96**  
 Tom Connelly 1920-21  
 Joe Connor 1905  
 Wid Conroy 1903-08  
 Andy Cook 1993  
 Doc Cook 1913-16  
 Dusty Cooke 1930-32  
 Johnny Cooney 1944  
 Phil Cooney 1905  
 Don Cooper 1985  
 Guy Cooper 1914  
 Dan Costello 1913  
 Henry Cotto 1985-87  
 Ensign Cottrell 1915  
 Clint Courtney 1951  
 Ernie Courtney 1903  
 Stan Coveleski 1928  
 Billy Cowan 1969  
 Joe Cowley 1984-85  
 Bobby Cox 1968-69  
 Casey Cox 1972-73  
 Birdie Cree 1908-15  
 Lou Criger 1910  
 Herb Crompton 1945  
 Frankie Crosetti 1932-48  
 Jose Cruz 1988  
 Jack Cullen 1962, 1965-66  
 Roy Cullenbine 1942  
 Nick Cullop (LHP) 1916-17  
 Nick Cullop (OF) 1926  
 John Cumberland 1968-70  
 Jim Curry 1911  
 Fred Curtis 1905

#### D (56)

Babe Dahlgren 1937-40  
 Buddy Daley 1961-64  
 Tom Daley 1914-15  
 Bert Daniels 1910-13  
 Bobby Davidson 1989  
 George Davis 1912  
 Kiddo Davis 1926  
 Lefty Davis 1903  
 Ron Davis 1978-81  
 Russ Davis 1994-95  
 Brian Dayett 1983-84  
 John Deering 1903  
 Jim Deidel 1974  
 Ivan DeJesus 1986  
 Frank Delahanty 1905-06, 1908

Bobby Del Greco 1957-58  
 Jim Delsing 1949-50  
 Joe DeMaestri 1960-61  
 Ray Demmitt 1909  
 Rick Dempsey 1973-76  
 Bucky Dent 1977-82  
 Claud Derrick 1913  
 Russ Derry 1944-45  
 Jim Deshaies 1984  
 Jimmie DeShong 1934-35  
 Orestes DeStrade 1987  
 Charlie Devens 1932-34  
 Al DeVorner 1921-22  
 Bill Dickey 1928-43, 1946  
 Murry Dickson 1958  
 Joe DiMaggio 1936-42, 1946-51  
 Kerry Dineen 1975-76  
 Art Ditmar 1957-61  
 Sonny Dixon 1956  
 Pat Dobson 1973-75  
 Cozy Dolan 1911-12  
 Atley Donald 1938-45  
 Mike Donovan 1908  
 Wild Bill Donovan 1915-16  
 Brian Dorsett 1989-90  
 Richard Dotson 1988-89  
 Patsy Dougherty 1904-06  
 John Dowd 1912  
 Al Downing 1961-69  
 Brian Doyle 1978-80  
 Jack Doyle 1905  
 Slow Joe Doyle 1906-10  
 Doug Drabek 1986  
 Bill Drescher 1944-46  
 Karl Drews 1946-48  
 Monk Dubiel 1944-45  
 Joe Dugan 1922-28  
**Mariano Duncan 1996**  
 Ryna Duren 1958-61  
 Leo Durocher 1925, 1928-29  
 Cedric Durst 1927-30

#### E (19)

Mike Easler 1986-87  
 Rawly Eastwick 1978  
 Doc Edwards 1965  
 Foster Edwards 1930  
 Robert Eenhoorn 1994-96  
 Dave Eiland 1988-91, 1995  
 Kid Eiberfeld 1903-09  
 Gene Elliott 1911  
 Dock Ellis 1976-77  
 John Ellis 1969-72  
 Kevin Elster 1994-95  
 Red Embree 1948  
 Clyde Engle 1909-10  
 John Enright 1917  
 Roger Erickson 1982-83  
 Juan Espino 1982-83, 1985-86  
 Alvaro Espinoza 1988-91  
 Nick Etten 1943-46  
 Barry Evans 1982

#### F (37)

Charles Fallon 1905  
 Steve Farr 1991-93  
 Doc Farrell 1932-33  
 Alex Ferguson 1918, 1921, 1925  
 Frank Fernandez 1967-69  
 Tony Fernandez 1995  
 Mike Ferraro 1966, 1968  
 Wes Ferrell 1938-39  
 Tom Ferrick 1950-51  
 Chick Fewster 1917-22  
**Cecil Fielder 1996**  
 Ed Figueroa 1976-80  
 Pete Filson 1987  
 Happy Finneran 1918  
 Mike Fischlin 1986  
 Brian Fisher 1985-86  
 Gus Fisher 1912  
 Ray Fisher 1910-17  
 Mike Fitzgerald 1911  
 Tim Foli 1984  
 Ray Fontenot 1983-84  
 Barry Foote 1981-82  
 Russ Ford 1909-13  
 Whitey Ford 1950, 1953-67  
 Eddie Foster 1910  
 Jack Fournier 1918

**Andy Fox** 1996  
Ray Francis 1925  
George Frazier 1981-83  
Mark Freeman 1959  
Ray French 1920  
Lonny Frey 1947-48  
Bob Friend 1966  
John Frill 1910  
Bill Fulton 1987  
Dave Fultz 1903-05  
Liz Funk 1929

#### G (58)

John Gabler 1959-60  
Joe Gallagher 1939  
Mike Gallego 1992-94  
Oscar Gamble 1976, 1979-84  
John Ganzel 1903-04  
Mike Garbark 1944-45  
Damaso Garcia 1978-79  
Billy Gardner 1961-62  
Earl Gardner 1908-12  
Rob Gardner 1970-72  
Ned Garvin 1904  
Milt Gaston 1924  
Mike Gazella 1923, 1926-28  
Joe Gedeon 1916-17  
Lou Gehrig 1923-39  
Bob Geren 1988-91  
Al Gettel 1945-46  
Joe Giard 1927  
Jake Gibbs 1962-71  
Paul Gibson 1993-94, 1996  
Sam Gibson 1930  
Frank Gilhooley 1913-18  
**Joe Girardi** 1996  
Fred Glade 1908  
Fran Gleich 1919-20  
Joe Glenn 1932-33, 1935-38  
Lefty Gomez 1930-42  
Jesse Gonder 1960-61  
Fernando Gonzalez 1974  
Pedro Gonzalez 1963-65  
Wilbur Good 1905  
**Dwight Gooden** 1996  
Art Goodwin 1905  
Joe Gordon 1938-43, 1946  
Tom Gorman 1952-54  
Rich Gossage 1978-83, 1989  
Dick Gossett 1913-14  
Larry Gowell 1972  
Johnny Grabowski 1927-29  
Wayne Granger 1973  
Ted Gray 1955  
Eli Grba 1959-60  
Willie Greene 1903  
Ken Griffey 1982-86  
Mike Griffin 1979-81  
Clark Griffith 1903-07  
Bob Grim 1954-58  
Burleigh Grimes 1934  
Oscar Grimes 1943-46  
Lee Grissom 1940  
Cecilio Guante 1987-88  
Lee Guetterman 1988-92  
Ron Guidry 1975-88  
Brad Gulden 1979-80  
Don Gullett 1977-78  
Bill Gullickson 1987  
Randy Gumpert 1946-48  
Larry Gura 1974-75

#### H (97)

John Habyan 1990-93  
Bump Hadley 1936-40  
Kent Hadley 1960  
Ed Hahn 1905-06  
Noodles Hahn 1906  
Hinkey Haines 1923  
George Halas 1919  
Bob Hale 1961  
Jimmie Hall 1969  
Mel Hall 1989-92  
Roger Hambricht 1971  
Steve Hamilton 1963-70  
Mike Handiboe 1911  
Jim Hanley 1913  
Truck Hannah 1918-20  
Ron Hansen 1970-71  
Joe Hanson 1913  
Jim Hardin 1971

Bubbles Hargrave 1930  
Harry Harper 1921  
Toby Harrah 1984  
Greg Harris 1994  
Joe Harris 1914  
Jim Hart 1973-74  
Roy Hartzell 1911-16  
Buddy Hassett 1942  
Ron Hassey 1985-86  
Andy Hawkins 1989-91  
Chicken Hawks 1921  
**Charlie Hayes** 1992, 1996  
Fran Healy 1976-78  
Mike Heath 1978  
Neal Heaton 1993  
Don Heffner 1934-37  
Mike Hegan 1964, 1966-67, 1973-74  
Fred Heimach 1928-29  
Woodie Held 1954  
Charlie Hemphill 1908-11  
Rollie Hemsley 1942-44  
Bill Henderson 1930  
Rickey Henderson 1985-89  
Harvey Hendrick 1923-24  
Elrod Hendricks 1976-77  
Tim Hendryx 1915-17  
Tommy Henrich 1937-42, 1946-50  
Bill Henry 1966  
Leo Hernandez 1986  
Xavier Hernandez 1994  
Ed Hermann 1975  
Hugh High 1915-18  
Oral Hildebrand 1939-40  
Jesse Hill 1935  
Shawn Hillegas 1992  
Frank Hiller 1946, 1948-49  
Mack Hillis 1924  
Rich Hinton 1972  
Sterling Hitchcock 1992-95  
Myril Hoag 1931-32, 1934-38  
Butch Hobson 1982  
Red Hoff 1911-13  
Danny Hoffman 1906-07  
Solly Hofman 1916  
Fred Hofmann 1919-25  
Bill Hogg 1905-08  
Bobby Hogue 1951-52  
Ken Holcombe 1945  
Bill Holden 1913-14  
Al Holland 1986-87  
Ken Holloway 1930  
Fred Holmes 1903  
Roger Holt 1980  
Ken Holtzman 1976-78  
Rick Honeycutt 1995  
Don Hood 1979  
Wally Hood 1949  
Johnny Hopp 1950-52  
Shags Horan 1924  
Ralph Houk 1947-54  
Elston Howard 1955-67  
Matt Howard 1996  
Steve Howe 1991-96  
Harry Howell 1903  
Jay Howell 1982-84  
Dick Howser 1967-68  
Waite Hoyt 1921-30  
Rex Hudler 1984-85  
Charles Hudson 1987-88  
Keith Hughes 1987  
Long Tom Hughes 1904  
Tom Hughes 1906-07, 1909-10  
John Hummel 1918  
Mike Humphreys 1991-93  
Ken Hunt 1959-60  
Billy Hunter 1955-56  
Catfish Hunter 1975-79  
Mark Hutton 1993-94, 1996  
Ham Hyatt 1918

#### J (34)

Fred Jacklitsch 1905  
Grant Jackson 1976  
Reggie Jackson 1977-81  
Dion James 1992-93, 1995-1996  
Johnny James 1958, 1960-61  
Stan Javier 1984  
Domingo Jean 1993  
Stanley Jefferson 1989  
Jackie Jensen 1950-52  
**Derek Jeter** 1995-96

Elvio Jimenez 1964  
Tommy John 1979-82, 1986-89  
Alex Johnson 1974-75  
Billy Johnson 1943, 1946-51  
Cliff Johnson 1977-79  
Darrell Johnson 1957-58  
Deron Johnson 1960-61  
Don Johnson 1947, 1950  
Ernie Johnson 1923-25  
Hank Johnson 1925-26, 1928-32  
Jeff Johnson 1991-93  
Johnny Johnson 1944  
Ken Johnson 1969  
Otis Johnson 1911  
Roy Johnson 1936-37  
Jay Johnstone 1978-79  
Gary Jones 1970-71  
Darryl Jones 1979  
Jimmy Jones 1969-90  
Ruppert Jones 1980  
Sad Sam Jones 1922-26  
Tim Jordan 1903  
Art Jorgens 1929-39  
Mike Jurewicz 1965

#### K (46)

Jim Kaat 1979-80  
Scott Kamieniecki 1991-96  
Bob Kammeyer 1978-79  
Frank Kane 1919  
Bill Karlon 1930  
Herb Karpel 1946  
Benny Kauff 1912  
Curt Kaufman 1982-83  
Eddie Kearse 1942  
Ray Keating 1912-16, 1918  
Bob Keefe 1907  
Willie Keeler 1903-09  
Mike Kekich 1969-73  
Charlie Keller 1939-43, 1945-49, 1952  
**Pat Kelly 1991-96**  
Roberto Kelly 1987-92  
Steve Kemp 1983-84  
John Kennedy 1967  
Jerry Kenney 1967, 1969-72  
Matt Keough 1983  
Jimmy Key 1993-96  
Steve Kiefer 1989  
Dave Kingman 1977  
Harry Kingman 1914  
Fred Kipp 1960  
Frank Kitson 1907  
Ron Kittle 1986-87  
Ted Kleinhans 1936  
Red Kleinow 1904-10  
Ed Klepfer 1911, 1913  
Ron Klimkowski 1969-70, 1972  
Steve Kline 1970-74  
Mickey Klutts 1976-78  
Bill Knickerbocker 1938-40  
John Knight 1909-11, 1913  
Mark Koenig 1925-30  
Jim Konstanty 1954-56  
Andy Kosco 1968  
Steve Kraly 1953  
Jack Kramer 1951  
Ernie Krueger 1915  
Dick Kryhoski 1949  
Tony Kubek 1957-65  
Johnny Kucks 1955-59  
Bill Kunkel 1963  
Bob Kuzava 1951-54

#### L (52)

Joe Lake 1908-09  
Bill Lamar 1917-19  
Hal Lanier 1972-73  
Dave LaPoint 1989-90  
Frank LaPorte 1905-10  
Dave LaRoche 1981-83  
Don Larsen 1955-59  
Lyn Lary 1929-34  
Marcus Lawton 1989  
Gene Layden 1915  
Tony Lazzeri 1926-37  
Tim Leary 1990-92  
Joe Lefebvre 1980  
Al Leiter 1987-89  
Mark Leiter 1990  
Frank Leja 1954-55  
Jack Lelivelt 1912-13

Eddie Leon 1975  
Louis LeRoy 1905-06  
Ed Levy 1942-44  
Duffy Lewis 1919-20  
Jim Lewis 1982  
Terry Ley 1971  
Jim Leyritz 1990-96  
Paul Lindblad 1978  
Johnny Lindell 1941-50  
Phil Linz 1962-65  
Bryan Little 1986  
Jack Little 1912  
Clem Llewellyn 1922  
**Graeme Lloyd 1996**  
Gene Locklear 1976-77  
Sherm Lollar 1947-48  
Tim Lollar 1980  
Phil Lombardi 1985-87  
Dale Long 1960, 1962-63  
Herman Long 1903  
Ed Lopat 1948-55  
Art Lopez 1965  
Hector Lopez 1959-66  
Baldy Louden 1907  
Slim Love 1916-18  
Torey Lovullo 1991  
Johnny Lucadello 1947  
Joe Lucey 1920  
Ray Luebbe 1925  
**Matt Luke 1996**  
Jerry Lumpe 1956-59  
Scott Lusader 1991  
Sparky Lyle 1972-78  
Al Lyons 1944, 1946-47  
Jim Lyttle 1969-71

#### M (136)

Duke Maas 1958-61  
Kevin Maas 1990-93  
Bob MacDonald 1995  
Danny MacFayden 1932-34  
Ray Mack 1947  
Bunny Madden 1910  
Elliott Maddox 1974-76  
Dave Madison 1950  
Lee Magee 1916-17  
Sal Maglie 1957-58  
Stubby Magner 1911  
Jim Magnuson 1973  
Fritz Maisel 1913-17  
Hank Majeski 1946  
Frank Makosky 1937  
Pat Malone 1935-37  
Pat Maloney 1912  
Al Mamaux 1924  
Rube Manning 1907-10  
Mickey Mantle 1951-68  
Josias Manzanillo 1995  
Cliff Mapes 1948-51  
Roger Maris 1960-66  
Cliff Markle 1915-16, 1924  
Jim Marquis 1925  
Armando Marsans 1917-18  
Cuddles Marshall 1946, 1948-49  
Billy Martin 1950-53, 1955-57  
Hersh Martin 1944-45  
Jack Martin 1912  
**Tino Martinez 1996**  
Tippy Martinez 1974-76  
Jim Mason 1974-76  
Vic Mata 1984-85  
Don Mattingly 1982-95  
Carlos May 1976-77  
Rudy May 1974-76, 1980-83  
John Mayberry 1982  
Carl Mays 1919-23  
Lee Mazzilli 1982  
Larry McCall 1977-78  
Joe McCarthy 1905  
Pat McCauley 1903  
Larry McClure 1910  
George McConnell 1909, 1912-13  
Mike McCormick 1970  
Lance McCullers 1989-90  
Lindy McDaniel 1968-73  
Mickey McDermott 1956  
Danny McDevitt 1961  
Bob McDonald 1995  
Dave McDonald 1969  
Jim McDonald 1952-54  
Gil McDougald 1951-60

Jack McDowell 1995  
 Sam McDowell 1973-74  
 Lou McEvoy 1930-31  
 Herm McFarland 1903  
 Andy McGaffigan 1981  
 Lynn McGlothen 1982  
 Bob McGraw 1917-20  
 Deacon McGuire 1904-07  
 Marty McHale 1913-15  
 Irish McIlveen 1908-09  
 Tim McIntosh 1996  
 Bill McKechnie 1913  
 Rich McKinney 1972  
 Frank McManus 1904  
 Norm McMillan 1922  
 Tommy McMillan 1912  
 Mike McNally 1921-24  
 Herb McQuaid 1926  
 George McQuinn 1947-48  
 Bobby Meacham 1983-88  
 Charlie Meara 1914  
**Jim Mecir 1996**  
 George Medich 1972-75  
 Bob Melvin 1994  
**Ramiro Mendoza 1996**  
 Fred Merkle 1925-26  
 Andy Messersmith 1978  
 Tom Metcalf 1963  
 Bud Metheny 1943-46  
 Hensley Meulens 1989-93  
 Bob Meusel 1920-29  
 Bob Meyer 1964  
 Gene Michael 1968-74  
 Ezra Midkiff 1912-13  
 Pete Mikkelsen 1964-65  
 Larry Milbourne 1981-82, 1983  
 Sam Miliello 1992-93  
 Bill Miller 1952-54  
 Elmer Miller 1915-18, 1921-22  
 John Miller 1966  
 Alan Mills 1990-91  
 Buster Mills 1940  
 Mike Milosevich 1944-45  
 Paul Mirabella 1979  
 Willie Miranda 1953-54  
 Bobby Mitchell 1970  
 Fred Mitchell 1910  
 Johnny Mitchell 1921-22  
 Johnny Mize 1949-53  
 Kevin Mmahat 1989  
 George Mogridge 1915-20  
 Dale Mohorcic 1988-89  
 Fenton Mole 1949  
 Bill Monbouquette 1967-68  
 Ed Monroe 1917-18  
 Zack Monroe 1958-59  
 John Montefusco 1983-86  
 Rich Monteleone 1990-93  
 Archie Moore 1964-65  
 Earl Moore 1907  
 Wilcy Moore 1927-29, 1932-33  
 Ray Morehart 1927  
 Omar Moreno 1983-85  
 Mike Morgan 1982  
 Tom Morgan 1951-52, 1954-56  
 George Moriarty 1906-08  
 Jeff Moronko 1987  
 Hal Morris 1988-89  
 Ross Moschitto 1965, 1967  
 Gerry Moses 1973  
 Terry Mulholland 1994  
 Charlie Mullen 1914-16  
 Jerry Mumphrey 1981-83  
 Bob Muncrief 1951  
 Bobby Munoz 1993  
 Thurman Munson 1969-79  
 Bobby Murcer 1965-66, 1969-74, 1979-83  
 Johnny Murphy 1932, 1934-43, 1946  
 Rob Murphy 1994  
 Dale Murray 1983-85  
 George Murray 1922  
 Larry Murray 1974-76

## N (22)

Jerry Narron 1979  
 Bots Nekola 1929  
 Gene Nelson 1981  
**Jeff Nelson 1996**  
 Luke Nelson 1919  
 Graig Nettles 1973-83  
 Tex Neuer 1907

Ernie Nevel 1950-51  
 Floyd Newkirk 1934  
 Bobo Newsom 1947  
 Doc Newton 1905-09  
 Gus Niarhos 1946, 1948-50  
 Joe Niekro 1985-87  
 Phil Niekro 1984-85  
 Jerry Nielsen 1992  
 Scott Nielsen 1986, 1988-89  
 Harry Niles 1908  
 Otis Nixon 1983  
 Matt Nokes 1990-94  
 Irv Noren 1952-56  
 Don Nottebart 1969  
 Les Nunamaker 1914-17

## O (21)

Johnny Oates 1980-81  
 Mike O'Berry 1984  
 Andy O'Connor 1908  
 Jack O'Connor 1903  
 Paddy O'Connor 1918  
 Heinie Odom 1925  
 Lefty O'Doul 1919-20, 1922  
 Rowland Office 1983  
 Bob Ojeda 1994  
 Rube Oldring 1905, 1916  
 Bob Oliver 1975  
 Nate Oliver 1969  
**Paul O'Neill 1993-96**  
 Steve O'Neill 1925  
 Queenie O'Rourke 1908  
 Al Orth 1904-09  
 Champ Osteen 1904  
 Joe Ostrowski 1950-52  
 Bill Otis 1912  
 Stubby Overmire 1951  
 Spike Owen 1993

## P (50)

John Pacella 1982  
 Del Paddock 1912  
 Dave Pagan 1973-76  
 Joe Page 1944-50  
 Mike Pagliarulo 1984-89  
 Donn Pall 1994  
 Clay Parker 1989-90  
 Ben Paschal 1924-29  
 Dan Pasqua 1985-87  
 Gil Patterson 1977  
 Jeff Patterson 1995  
 Mike Patterson 1981-82  
 Dave Pavlas 1995-96  
 Monte Pearson 1936-40  
 Roger Peckinpaugh 1913-21  
 Steve Peek 1941  
 Hipolito Pena 1988  
 Herb Pennock 1923-33  
 Joe Pepitone 1962-69  
 Marty Perez 1977  
 Melido Perez 1992-95  
 Pascual Perez 1990-91  
 Cecil Perkins 1967  
 Cy Perkins 1931  
 Gaylord Perry 1980  
 Fritz Peterson 1966-74  
**Andy Pettitte 1995-96**  
 Ken Phelps 1988-89  
 Eddie Phillips 1932  
 Jack Phillips 1947-49  
 Cy Pieh 1913-15  
 Bill Piercy 1917, 1921  
 Duane Pillette 1949-50  
 Lou Piniella 1974-84  
 George Pipgras 1923-24, 1927-33  
 Wally Pipp 1915-25  
 Jim Pisoni 1959-60  
 Eric Plunk 1989-91  
**Dale Polley 1996**  
 Luis Polonia 1989-90, 1994-95  
 Bob Porterfield 1948-51  
**Jorge Posada 1995-96**  
 Jack Powell 1904-05  
 Jake Powell 1936-40  
 Mike Powers 1905  
 Del Pratt 1918-20  
 Gerry Priddy 1941-42  
 Johnnie Priest 1911-12  
 Alfonso Pulido 1986  
 Ambrose Puttman 1903-05

**Q (4)**

Mel Queen 1942, 1944, 1946-47  
 Ed Quick 1903  
 Jack Oulinn 1909-12, 1919-21  
 Jamie Quirk 1989

**R (68)****Tim Raines 1996**

Dave Rajsich 1978  
 Bobby Ramos 1982  
 Domingo Ramos 1978  
 John Ramos 1991  
 Pedro Ramos 1964-66  
 Lenny Randle 1979  
 Willie Randolph 1976-88  
 Vic Raschi 1946-53  
 Dennis Rasmussen 1984-87  
 Shane Rawley 1982-84  
 Jeff Reardon 1994  
 Jack Reed 1961-63  
 Jimmy Reese 1930-31  
 Hal Reniff 1961-67  
 Bill Renna 1953  
 Tony Rensa 1933  
 Roger Repoz 1964-66  
 Rick Reuschel 1981-82  
 Dave Revering 1981-82  
 Allie Reynolds 1947-54  
 Bill Reynolds 1913-14  
 Rick Rhodes 1987-88  
 Gordon Rhodes 1929-32  
 Harry Rice 1930  
 Bobby Richardson 1955-66  
 Nolan Richardson 1935  
 Branch Rickey 1907  
 Dave Righetti 1979, 1981-90  
 Jose Rijo 1984

**Mariano Rivera 1995-96****Ruben Rivera 1995-96**

Mickey Rivers 1976-79  
 Phil Rizzuto 1941-42, 1946-56  
 Roxy Roach 1910-11  
 Dale Roberts 1967  
 Andre Robertson 1981-85  
 Gene Robertson 1928-29  
 Aaron Robison 1943, 1945-47  
 Bill Robison 1967-69  
 Bruce Robison 1979-80  
 Eddie Robison 1954-56  
 Hank Robison 1918  
 Jeff Robison 1990  
 Aurelio Rodriguez 1980-81  
 Carlos Rodriguez 1991  
 Edwin Rodriguez 1982  
 Ellie Rodriguez 1968  
 Gary Roenicke 1986  
 Oscar Roettger 1923-24  
 Jay Rogers 1914

**Kenny Rogers 1996**

Tom Rogers 1921  
 Jim Roland 1972  
 Red Rolfe 1931, 1934-42  
 Buddy Rosar 1939-42  
 Larry Rosenthal 1944  
 Steve Roser 1944-46  
 Braggo Roth 1921  
 Jerry Royster 1987  
 Muddy Ruel 1917-20  
 Dutch Ruether 1926-27  
 Red Ruffing 1930-42, 1945-46  
 Allen Russell 1915-19  
 Marius Russo 1939-43, 1946  
 Babe Ruth 1920-34  
 Blondy Ryan 1935  
 Rosy Ryan 1928

**S (125)**

Johnny Sain 1951-55  
 Lenn Sakata 1987  
 Mark Salas 1987  
 Jack Saltzgaver 1932, 1934-37  
 Billy Sample 1985  
 Celerino Sanchez 1972-73  
 Deion Sanders 1989-90  
 Roy Sanders 1918  
 Scott Sanderson 1991-92  
 Charlie Sands 1967  
 Fred Sanford 1949-51  
 Rafael Santana 1988  
 Don Savage 1944-45  
 Rick Sawyer 1974-75

Steve Sax 1989-91  
 Ray Scarborough 1952-53  
 Germany Schaefer 1916  
 Harry Schaeffer 1952  
 Roy Schaik 1932  
 Art Schallock 1951-55  
 Wally Schang 1921-25  
 Bob Schmidt 1965  
 Butch Schmidt 1909  
 Johnny Schmitz 1952-53  
 Pete Schneider 1919  
 Dick Schofield 1966  
 Paul Schreiber 1945  
 Art Schult 1953  
 Al Schulz 1912-14  
 Don Schulze 1989  
 Bill Schwartz 1914  
 Pius Schwert 1914-15  
 Everett Scott 1922-25  
 George Scott 1979  
 Rodney Scott 1982  
 Rod Scurry 1985-86  
 Ken Sears 1943  
 Bob Seeds 1936  
 Kal Segrist 1952  
 George Selkirk 1934-42  
 Ted Sepkowski 1947  
 Hank Severeid 1926  
 Joe Sewell 1931-33  
 Howard Shanks 1925  
 Billy Shantz 1960  
 Bobby Shantz 1957-60  
 Bob Shawkey 1915-27  
 Spec Shea 1947-49, 1951  
 Al Shealy 1928  
 George Shears 1912  
 Tom Sheehan 1921  
 Rollie Sheldon 1961-62, 1964-65  
 Skeeter Shelton 1915  
 Roy Sherid 1929-31  
 Pat Sheridan 1991  
 Dennis Sherrill 1978, 1980  
 Ben Shields 1924-25  
 Steve Shields 1988  
 Bob Shirley 1983-87  
 Urban Shocker 1916-17, 1925-28  
 Tom Shopay 1967, 1969  
 Ernie Shore 1919-20  
 Bill Short 1960  
 Norm Siebern 1956, 1958-59  
 Ruben Sierra 1995-96  
 Charlie Silvera 1948-56  
 Dave Silvestri 1992-95  
 Ken Silvestri 1941, 1946-47  
 Hack Simmons 1912  
 Dick Simpson 1969  
 Harry Simpson 1957-58  
 Duke Sims 1973-74  
 Bill Skiff 1926  
 Camp Skinner 1922  
 Joel Skinner 1986-88  
 Lou Skizas 1956  
 Bill Skowron 1954-62  
 Roger Slagle 1979  
 Don Slaught 1988-89  
 Enos Slaughter 1954-59  
 Roy Smalley 1982-84  
 Walt Smallwood 1917, 1919  
 Charley Smith 1967-68  
 Elmer Smith 1922-23  
 Joe Smith 1913  
 Keith Smith 1984-85  
 Klondike Smith 1912  
 Lee Smith 1993  
 Harry Smythe 1934  
 J.T. Snow 1992  
 Eric Soderholm 1980

**Luis Sojo 1996**

Tony Solaita 1968  
 Steve Souchock 1946, 1948  
 Jim Spencer 1978-81  
 Charlie Spikes 1972  
 Russ Springer 1992  
 Bill Stafford 1960-65  
 Jake Stahl 1908  
 Roy Staiger 1979  
 Tuck Stainback 1942-45  
 Gerry Staley 1955-56  
 Charley Stancu 1941  
 Andy Stankiewicz 1992-93

Fred Stanley 1973-80  
Mike Stanley 1992-95  
Dick Starr 1947-48  
Dave Stegman 1982  
Dutch Sterrett 1912-13  
Bud Stewart 1948  
Lee Stine 1938  
Snuffy Stirnweiss 1943-50  
Tim Stoddard 1986-88  
Mel Stottlemyre 1964-74  
Hal Stowe 1960  
**Darryl Strawberry 1995-96**  
Gabby Street 1912  
Marlin Stuart 1954  
Bill Stumpf 1912-13  
Tom Sturdivant 1955-59  
Johnny Sturm 1941  
Bill Sudakis 1974  
Steve Sundra 1936, 1938-40  
Jeff Sweeney 1908-15  
Ron Swoboda 1971-73

#### **T (42)**

Fred Talbot 1966-69  
Vito Tamulis 1934-35  
Frank Tanana 1993  
Jesse Tannehill 1903  
Danny Tartabull 1992-95  
Wade Taylor 1991  
Zack Taylor 1934  
Frank Tepedino 1967, 1969-72  
Walt Terrell 1989  
Ralph Terry 1956-57, 1959-64  
Dick Tettelbach 1955  
Bob Tewksbury 1986-87  
Ira Thomas 1906-07  
Lee Thomas 1961  
Myles Thomas 1926-29  
Stan Thomas 1977  
Gary Thomasson 1978  
Homer Thompson 1912  
Tommy Thompson 1912  
Jack Thoney 1904  
Hank Thormahlen 1917-20  
Marv Throneberry 1955, 1958-59  
Luis Tiant 1979-80  
Dick Tidrow 1974-79  
Bobby Tiefenauer 1965  
Eddie Tiemeyer 1909  
Ray Tift 1907  
Bob Tillman 1967  
Thad Tillotson 1967-68  
Dan Tipple 1915  
Wayne Tolleson 1986-90  
Earl Torgeson 1961  
Rusty Torres 1971-72  
Mike Torrez 1977  
Cesar Tovar 1976  
Tom Tresh 1961-69  
Gus Triandos 1953-54  
Steve Trout 1987  
Virgil Trucks 1958  
Frank Truesdale 1914  
Bob Turley 1955-62  
Jim Turner 1942-45

#### **U (4)**

George Uhle 1933-34  
Tom Underwood 1980-81  
Bob Unglaub 1904  
Cecil Upshaw 1974

#### **V (12)**

Elmer Valo 1960  
Russ Van Atta 1933-35  
Dazzy Vance 1915, 1918  
Joe Vance 1937-38  
Bobby Vaughn 1909  
Hippo Vaughn 1908, 1910-12  
Bobby Veach 1925  
Randy Velarde 1987-1995  
Otto Velez 1973-76  
Joe Verbanic 1967-68, 1970  
Frank Verdi 1953  
Sammy Vick 1917-20

#### **W (76)**

Jake Wade 1946  
Dick Wakefield 1950  
Jim Walewander 1990

Curt Walker 1919  
Dixie Walker 1931, 1933-36  
Mike Wallace 1974-75  
Jimmy Walsh 1914  
Joe Walsh 1910-11  
Roxy Walters 1915-18  
Danny Walton 1971  
Paul Waner 1944-45  
Jack Wanner 1909  
Pee Wee Wanninger 1925  
Aaron Ward 1917-26  
Gary Ward 1987-89  
Joe Ward 1909  
Pete Ward 1970  
Jack Warhop 1908-15  
George Washburn 1941  
Claudell Washington 1986-88, 1990  
Gary Waslewski 1970-71  
Bob Watson 1980-82  
Roy Weatherly 1943, 1946  
**David Weathers 1996**  
Jim Weaver 1931  
Dave Wehrmeister 1981  
Lefty Weinert 1931  
Ed Wells 1929-32  
Butch Wensloff 1943, 1947  
Julie Wera 1927, 1929  
Bill Werber 1930, 1933  
Dennis Werth 1979-81  
John Wetteland 1995-96  
Stefan Wever 1982  
Steve Whitaker 1966-68  
Roy White 1965-79  
Wally Whitehurst 1996  
George Whiteman 1913  
Terry Whitfield 1974-76  
Ed Whitson 1985-86  
Kemp Wicker 1936-38  
Al Wickland 1919  
Bob Wickman 1992-96  
Bob Wiesler 1951, 1954-55  
Bill Wight 1946-47  
Ted Wilborn 1980  
Ed Wilkinson 1911

#### **Bernie Williams 1991-96**

Bob Williams 1911-13  
Gerald Williams 1992-96  
Harry Williams 1913, 1914  
Jimmy Williams 1903-07  
Stan Williams 1963-64  
Walt Williams 1974-75  
Archie Wilson 1951-52  
Pete Wilson 1908-09  
Ted Wilson 1956  
Snake Wiltse 1903  
Gordie Windhorn 1959  
Dave Winfield 1981-90  
Mickey Witek 1949  
Mike Witt 1990-93  
Whitey Witt 1922-25  
Bill Wolfe 1903-04  
Harry Wolter 1910-13  
Harry Wolverton 1912  
Dooley Wornack 1966-68  
Gene Woodling 1949-54  
Ron Woods 1969-71  
Dick Woodson 1974  
Hank Workman 1950  
Ken Wright 1974  
Yats Wuestling 1930  
John Wyatt 1968  
Butch Wynegar 1982-86  
Jimmy Wynn 1977

#### **Y (4)**

Joe Yeager 1905-06  
Jim York 1976  
Curt Young 1992  
Ralph Young 1913

#### **Z (7)**

Tom Zachary 1928-30  
Jack Zalusky 1903  
George Zeber 1977-78  
Rollie Zeider 1913  
Guy Zinn 1911-12  
Bill Zuber 1943-46  
Paul Zuvella 1986-87

## SUBWAY SERIES

The Yanks and Mets have played 101 times, with the Yankees holding a 59-43-1 edge in the series...Yankees lead the spring training series, 45-32, including a 4-3 edge in home-and-home series at Yankee and Shea Stadiums...the 1989 home-and-home series was the first involving two New York teams since the Yankees and Dodgers played each other from the early 1940s until 1957...Yanks also hold a 10-8-1 edge in Mayor's Trophy games played from 1963-83 (except 1980-81).

## YANKEES WHO ALSO PLAYED FOR METS (61)

	N.Y.Y. Years	N.Y.M. Years
Jack Aker	1969-72	1979-83
Neil Allen	1985, 1987-88	1974
Sandy Alomar	1974-76	1967
Tucker Ashford	1981	1983
Yogi Berra	1946-63	1965
Daryl Boston	1994	1990-92
Tim Burke	1992	1991-92
Ray Burris	1979	1979-80
John Candelaria	1988-89	1987
Duke Carmel	1965	1963
Rick Cerone	1980-84, 1987, 1990	1991
<b>David Cone</b>	1995-96	1987-92
Billy Cowan	1969	1965
Dock Ellis	1976-77	1979
Kevin Elster	1994	1986-92
Alvaro Espinoza	1988-91	1996
Tony Fernandez	1995-96	1993
Tim Foli	1984	1970-71, 1978-79
Bob Friend	1966	1966
Rob Gardner	1970-72	1965-66
Paul Gibson	1993-94, 1996	1992-93
Jesse Gonder	1960-61	1963-65
<b>Dwight Gooden</b>	1996	1984-94
Lee Guetterman	1988-92	1992
Greg Harris	1994	1981
Keith Hughes	1987	1990
Stanley Jefferson	1989	1986
Dave Kingman	1977	1975-77, 1981-83
Tim Leary	1990-92	1981, 1983-84
Phil Linz	1962-65	1967-68
Phil Lombardi	1986-87	1989
Elliott Maddox	1974-76	1978-80
Josias Manzanillo	1995	1993-95
Lee Mazzilli	1982	1976-81, 1986-89
Bob McDonald	1995	1996
Doc Medich	1972-75	1977
Dale Murray	1983-84	1978-79
Bob Ojeda	1994	1986-90
John Pacella	1982	1977, 1979-80
Lenny Randle	1979	1977-78
Willie Randolph	1976-88	1992
Jeff Reardon	1994	1979-81
Hal Reniff	1961-67	1967
Rafael Santana	1988-89	1984-87
Don Schulze	1989	1987
Bill Short	1960	1968
Charley Smith	1967-68	1964-65
Roy Staiger	1979	1975-77
<b>Darryl Strawberry</b>	1995-96	1983-90
Tom Sturdivant	1955-59	1964
Bill Sudakis	1974	1972
Ron Swoboda	1971-73	1965-70
Frank Tanana	1993	1993
Walt Terrell	1989	1982-84
Ralph Terry	1956-57, 1959-64	1966-67
Marv Throneberry	1955-59	1962-63
Dick Tidrow	1974-79	1984
Mike Torrez	1977	1983-84
Claudell Washington	1986-88, 1990	1980
Wally Whitehurst	1996	1982-92
Gene Woodling	1949-54	1962

**Darryl Strawberry** is the only person ever to play for the Mets, Yankees, Giants and Dodgers...Josias Manzanillo was the ninth player to appear for the Mets and Yankees in the same season (1995), joining Burke (1992), Burris (1979), Friend (1966), Gibson (1993), Guetterman (1992), Kingman (1977), Reniff (1967) and Tanana (1993).

## YANKEE TEAM HITTING STATISTICS

YEAR	AVG	AT-BATS	RUNS	HITS	HR	RBI	SB	BB	SO	E
1996	.288	5628	871	1621	162	830	96	632	909	91
1995	.276	4947	749	1365	122	709	50	625	851	74
1994	.290	3986	670	1155	139	632	55	530	660	80
1993	.279	5615	821	1568	178	793	39	629	910	105
1992	.261	5593	733	1462	163	703	78	536	903	114
1991	.256	5541	674	1418	147	630	109	473	861	133
1990	.241	5483	603	1322	147	561	119	427	1027	126
1989	.269	5458	698	1470	130	657	137	502	831	122
1988	.263	5592	772	1469	148	713	146	588	935	134
1987	.262	5511	788	1445	196	749	105	604	949	102
1986	.271	5570	797	1512	188	745	139	645	911	127
1985	.267	5458	839	1458	176	793	155	620	771	125
1984	.276	5661	758	1560	130	725	62	534	673	142
1983	.273	5631	770	1535	153	728	84	533	686	139
1982	.256	5526	709	1417	161	666	69	590	719	128
1981	.252	3529	421	889	100	403	46	391	434	72
1980	.267	5553	820	1484	189	772	86	643	739	138
1979	.266	5421	734	1443	150	594	64	509	590	122
1978	.267	5583	735	1489	125	693	98	505	695	113
1977	.281	5605	831	1576	184	784	93	533	681	133
1976	.269	5555	730	1496	120	682	163	470	616	126
1975	.264	5415	681	1430	110	642	102	486	710	135
1974	.263	5524	671	1451	101	637	53	515	690	142
1973	.261	5492	641	1435	131	616	47	489	680	156
1972	.249	5168	557	1288	103	526	71	491	689	134
1971	.254	5413	648	1377	97	607	75	581	717	125
1970	.251	5492	680	1381	111	627	105	588	808	130
1969	.235	5308	562	1247	94	521	119	565	840	131
1968	.214	5310	536	1137	109	501	90	566	958	139
1967	.225	5443	522	1225	100	473	63	532	1043	154
1966	.235	5330	611	1254	162	569	49	485	817	142
1965	.235	5470	611	1286	149	576	35	489	951	137
1964	.253	5705	730	1442	162	688	54	520	976	109
1963	.252	5506	714	1387	188	666	42	434	808	110
1962	.267	5644	817	1509	199	791	42	584	842	131
1961	.263	5559	827	1461	240	782	28	543	785	124
1960	.260	5290	746	1377	193	699	37	537	818	129
1959	.260	5379	687	1397	153	651	45	457	828	131
1958	.268	5294	759	1418	164	715	48	537	822	128
1957	.268	5271	723	1412	145	682	49	562	709	123
1956	.270	5312	857	1433	190	788	51	615	755	136
1955	.260	5161	762	1342	175	722	55	609	658	128
1954	.268	5226	805	1400	133	747	34	650	632	126
1953	.273	5194	801	1420	139	762	34	656	644	126
1952	.267	5294	727	1411	129	672	52	566	652	127
1951	.269	5194	798	1395	140	741	78	605	547	144
1950	.282	5361	914	1511	159	863	41	687	463	119
1949	.269	5196	829	1396	115	759	58	731	539	138
1948	.278	5324	857	1480	139	806	24	623	478	120
1947	.271	5308	794	1439	115	746	27	610	581	109
1946	.248	5139	684	1275	136	649	48	627	706	150
1945	.259	5176	676	1343	93	639	64	618	567	175
1944	.264	5331	674	1410	96	631	91	523	627	156
1943	.256	5282	669	1350	100	635	46	624	562	160
1942	.269	5305	801	1429	108	744	69	591	556	142
1941	.269	5444	830	1464	151	774	51	616	565	165
1940	.259	5286	817	1371	155	757	59	648	606	152
1939	.287	5300	967	1521	166	903	72	701	543	126
1938	.274	5410	966	1480	174	917	91	749	616	169
1937	.283	5487	979	1554	174	922	60	709	607	170
1936	.300	5591	1065	1676	182	995	76	700	594	163
1935	.280	5214	818	1462	104	755	68	604	469	151
1934	.278	5368	842	1494	135	791	71	700	597	157
1933	.283	5274	927	1495	144	849	74	700	506	165
1932	.286	5477	1002	1564	160	955	77	766	527	188
1931	.297	5608	1067	1667	155	990	139	748	554	169
1930	.309	5448	1062	1683	152	986	91	644	569	207
1929	.295	5379	899	1587	142	828	51	554	518	178
1928	.296	5337	894	1578	133	817	51	562	544	194
1927	.307	5347	975	1644	158	908	90	635	605	195
1926	.289	5221	847	1508	121	794	79	642	580	210
1925	.275	5353	706	1471	110	638	67	470	482	160
1924	.289	5340	798	1516	98	734	69	478	420	156
1923	.291	5347	823	1554	105	770	69	521	516	144
1922	.287	5245	758	1504	95	674	62	497	532	157
1921	.300	5249	948	1576	134	861	89	588	567	222
1920	.280	5176	838	1448	115	747	64	539	626	193
1919	.267	4775	582	1275	45	499	101	386	479	192
1918	.257	4224	491	1085	20	406	88	367	370	161
1917	.239	5136	524	1226	27	445	136	496	535	225
1916	.246	5200	575	1277	35	492	179	516	632	219
1915	.233	4982	583	1162	31	459	198	570	668	217
1914	.229	4992	536	1144	12	416	251	577	711	238
1913	.237	4880	529	1157	8	430	203	534	617	293
1912	.259	5095	632	1320	18	502	247	463	463	382
1911	.272	5056	686	1375	25	577	270	493	493	328
1910	.248	5050	629	1252	20	492	289	464	464	284
1909	.248	4981	591	1234	16	473	187	407	407	329
1908	.236	5036	456	1187	13	372	230	288	288	337
1907	.249	5042	604	1257	15	497	206	304	304	334
1906	.264	5095	641	1345	17	528	192	331	331	272
1905	.248	4957	587	1228	23	480	200	360	360	293
1904	.259	5220	598	1354	27	499	163	312	312	275
1903	.249	4565	579	1136	18	474	160	332	332	264

## YANKEE TEAM PITCHING STATISTICS

YEAR	W-L	ERA	CG	SHO	SV	SO	BB
1996	92-70	4.65	6	9	52	1139	610
1995	79-65	4.56	18	5	35	908	535
1994	70-43	4.34	8	2	31	656	398
1993	88-74	4.35	11	13	38	899	552
1992	76-86	4.21	20	9	44	851	612
1991	71-91	4.42	3	11	37	936	506
1990	67-95	4.21	15	6	41	909	618
1989	74-87	4.50	15	9	44	787	521
1988	85-76	4.25	16	4	43	861	487
1987	89-73	4.36	19	10	47	900	542
1986	90-72	4.11	13	8	58	878	492
1985	97-64	3.69	25	9	49	907	518
1984	87-75	3.78	15	12	43	992	518
1983	91-71	3.86	47	12	32	892	455
1982	79-83	3.99	24	8	39	939	491
1981	59-48	2.90	16	13	30	606	287
1980	103-59	3.58	29	15	50	845	463
1979	89-71	3.83	43	10	37	731	455
1978	100-63	3.18	39	16	36	817	478
1977	100-62	3.61	52	16	34	758	486
1976	97-62	3.19	62	15	37	448	674
1975	83-77	3.29	70	11	20	809	502
1974	89-73	3.31	53	13	24	829	528
1973	80-82	3.34	47	16	39	708	457
1972	79-76	3.05	35	19	39	625	419
1971	82-80	3.45	67	15	12	707	423
1970	93-69	3.25	36	6	49	777	451
1969	80-81	3.23	53	13	20	801	522
1968	83-79	2.79	45	14	27	831	424
1967	72-90	3.24	37	16	27	898	480
1966	70-89	3.42	29	7	32	842	443
1965	77-85	3.28	41	11	31	1001	511
1964	99-63	3.15	46	18	45	989	504
1963	104-57	3.07	59	19	31	965	476
1962	96-66	3.70	33	10	42	838	499
1961	109-53	3.46	47	14	39	866	542
1960	97-57	3.52	38	16	42	712	609
1959	79-75	3.60	38	15	28	836	594
1958	92-62	3.22	53	21	33	796	557
1957	98-56	3.00	41	13	42	810	580
1956	97-57	3.63	50	10	35	732	652
1955	96-58	3.23	52	19	33	732	688
1954	103-51	3.26	51	16	37	655	552
1953	99-52	3.20	50	16	39	604	500
1952	95-59	3.14	72	17	27	666	581
1951	98-56	3.56	66	24	22	664	562
1950	98-56	4.15	66	12	31	712	708
1949	97-57	3.69	59	12	36	671	812
1948	94-60	3.75	62	16	24	654	641
1947	97-57	3.39	73	14	21	691	628
1946	87-67	3.13	68	17	17	653	552
1945	81-71	3.45	78	9	14	474	485
1944	83-71	3.39	78	9	13	529	532
1943	98-56	2.93	83	14	13	653	489
1942	103-51	2.91	88	18	17	558	431
1941	101-53	3.53	75	13	26	589	598
1940	88-66	3.89	76	10	14	559	511
1939	106-45	3.31	87	13	26	565	567
1938	99-53	3.91	91	11	13	567	566
1937	102-52	3.65	82	15	21	652	506
1936	102-51	4.17	77	6	21	624	663
1935	89-60	3.60	76	12	13	594	516
1934	94-60	3.76	83	13	10	656	542
1933	91-59	4.36	70	8	22	711	612
1932	107-47	3.98	95	11	15	780	561
1931	94-59	4.20	78	4	17	686	543
1930	86-68	4.88	65	7	15	572	524
1929	88-66	4.17	64	12	18	484	485
1928	101-53	3.74	82	13	21	487	452
1927	110-44	3.20	82	11	20	431	409
1926	91-63	3.86	64	4	20	486	478
1925	69-85	4.33	80	8	13	492	505
1924	89-63	3.86	76	13	13	487	522
1923	98-54	3.66	102	9	10	506	491
1922	94-60	3.39	98	7	14	458	423
1921	98-55	3.79	92	7	15	481	470
1920	95-59	3.31	88	16	11	480	420
1919	80-59	2.78	85	14	7	500	433
1918	60-63	3.03	59	9	11	369	463
1917	71-82	2.66	87	9	7	571	427
1916	80-74	2.77	83	10	18	616	476
1915	69-83	3.09	100	11	2	559	517
1914	70-84	2.81	97	5	7	563	390
1913	57-94	3.27	78	7	6	530	455
1912	50-102	4.13	109	3	3	637	436
1911	76-76	3.54	91	5	9	667	406
1910	88-63	2.59	110	14	10	654	364
1909	74-77	2.68	94	16	14	597	422
1908	51-103	3.16	91	11	6	584	457
1907	70-78	3.03	93	9	7	511	428
1906	90-61	2.78	99	18	5	605	351
1905	71-78	2.93	88	10	9	642	396
1904	92-59	2.57	123	15	1	684	311
1903	72-62	3.08	111	7	2	463	245

## NEW YORK YANKEE LEADERS

Year	Batting Avg.	Runs	Hits
1903	Keeler .318	Keeler 98	Keeler 164
1904	Keeler .343	Dougherty* 80	Keeler 185
1905	Keeler .302	Keeler 81	Keeler 169
1906	Chase .323	Keeler 96	Chase 193
1907	Chase .287	Hoffman 81	Chase 143
1908	Hemphill .297	Hemphill 62	Hemphill 150
1909	LaPorte .298	Demmitt 68	Engle 137
1910	Knight .312	Daniels 68	Chase 152
1911	Cree .348	Cree 90	Cree 181
1912	Paddock .288	Daniels 72	Chase 143
1913	Cree .272	Hartzell 60	Cree 145
1914	Cook .283	Maisel 78	Cook 133
1915	Maisel .281	Maisel 77	Maisel 149
1916	Pipp .262	Pipp 70	Pipp 143
1917	Baker .282	Pipp 82	Baker 156
1918	Baker .306	Baker, Pratt 65	Baker 154
1919	Peckinpaugh .305	Peckinpaugh 89	Baker 166
1920	Ruth .376	Ruth* 158	Pratt 180
1921	Ruth .378	Ruth* 177	Ruth 204
1922	Pipp .329	Witt 98	Pipp 190
1923	Ruth .393	Ruth* 151	Ruth 205
1924	Ruth* .378	Ruth* 143	Ruth 200
1925	Combs .343	Combs 117	Combs 203
1926	Ruth .372	Ruth* 139	Ruth 184
1927	Gehrig .373	Ruth* 158	Combs* 231
1928	Gehrig .374	Ruth* 163	Gehrig 210
1929	Lazzeri .354	Gehrig 127	Combs 202
1930	Gehrig .379	Ruth 150	Gehrig 220
1931	Ruth .373	Gehrig* 163	Gehrig* 211
1932	Gehrig .349	Combs 142	Gehrig 208
1933	Gehrig .334	Gehrig* 138	Gehrig 198
1934	Gehrig* .363	Gehrig* 128	Gehrig 210
1935	Gehrig .329	Gehrig 125	Rolfe 192
1936	Dickey .362	Gehrig* 167	DiMaggio 206
1937	Gehrig .351	DiMaggio* 151	DiMaggio 215
1938	DiMaggio .324	Rolfe 132	Rolfe 196
1939	DiMaggio* .381	Rolfe* 139	Rolfe* 213
1940	DiMaggio* .352	Gordon 112	DiMaggio 179
1941	DiMaggio .357	DiMaggio 122	DiMaggio 193
1942	Gordon .322	DiMaggio 123	DiMaggio 186
1943	Johnson .280	Keller 97	Johnson 166
1944	Stirnweiss .319	Stirnweiss* 125	Stirnweiss* 205
1945	Stirnweiss* .309	Stirnweiss* 107	Stirnweiss* 195
1946	DiMaggio* .290	Keller 98	Keller 148
1947	DiMaggio .315	Henrich 109	DiMaggio 168
1948	DiMaggio .320	Henrich* 138	DiMaggio 190
1949	Henrich .287	Rizzuto 110	Rizzuto 169
1950	Rizzuto .324	Rizzuto 125	Rizzuto 200
1951	McDougald .306	Berra 92	Berra 161
1952	Mantle .311	Berra 97	Mantle 171
1953	Bauer .304	Mantle 105	McDougald 154
1954	Noren .319	Mantle* 129	Berra 179
1955	Mantle .306	Mantle 121	Mantle 158
1956	Mantle* .353	Mantle* 132	Mantle 188
1957	Mantle .365	Mantle* 121	Mantle 173
1958	Mantle .304	Mantle* 127	Mantle 158
1959	Richardson .301	Mantle 104	Mantle 154
1960	Skowron .309	Mantle* 119	Skowron 166
1961	Howard .348	Mantle, Maris* 132	Richardson 173
1962	Mantle .321	Richardson 99	Richardson* 209
1963	Howard .287	Tresh 91	Richardson 167
1964	Howard .318	Mantle 92	Richardson 181
1965	Tresh .279	Tresh 94	Tresh 168
1966	Mantle .288	Pepitone 85	Richardson 153
1967	Clarke .272	Clarke 74	Clarke 160
1968	White .267	White 89	White 154
1969	White .290	Clarke, Murcer 82	Clarke 183
1970	Munson .302	White 109	White 180
1971	Murcer .331	Murcer 94	Murcer 175
1972	Murcer .292	Murcer* 102	Murcer 171
1973	Murcer .304	White 88	Murcer 187
1974	Piniella .305	Maddox 75	Murcer 166
1975	Munson .318	Bonds 93	Munson 190
1976	Rivers .312	White* 104	Chambliss 188
1977	Rivers .326	Nettles 99	Rivers 184
1978	Piniella .314	Randolph 87	Munson 183
1979	Piniella, Jackson .297	Randolph 98	Randolph, Chambliss 155
1980	Watson .307	Randolph 99	Jackson 154
1981	Mumphrey .307	Randolph 59	Winfield 114
1982	Mumphrey .300	Randolph 85	Randolph 155
1983	Baylor .303	Winfield 99	Winfield 169
1984	Mattingly* .343	Winfield 106	Mattingly* 207
1985	Mattingly .324	Henderson* 146	Mattingly 211
1986	Mattingly .352	Henderson* 130	Mattingly* 238
1987	Mattingly .327	Randolph 96	Mattingly 186
1988	Winfield .322	Henderson 118	Mattingly 186
1989	Sax .315	Sax 88	Sax 205
1990	RKelly .285	RKelly 85	RKelly 183
1991	Sax .304	Sax 85	Sax 198
1992	Mattingly .288	Mattingly 86	Mattingly 184
1993	O'Neill .311	Tartabull 87	Boggs 169
1994	O'Neill* .359	BWilliams 80	O'Neill 132
1995	Boggs .324	BWilliams 93	BWilliams 173
1996	Jeter .314	BWilliams 108	Jeter 183

Year	Doubles		Triples		Home Runs	
1903	Williams	30	Williams, Conroy	12	McFarland	5
1904	Williams	31	Anderson, Conroy	12	Ganzel	6
1905	Williams	20	Conroy	11	Williams	6
1906	Williams	25	Chase, Conroy	10	Conroy	4
1907	Chase	23	Conroy, LaPorte, Wms.	11	Hoffman	5
1908	Conroy	22	Hemphill	9	Niles	4
1909	Engle	20	Demmitt	12	Chase, Demmitt	4
1910	Knight	25	Cree	16	Wolter, Cree	4
1911	Chase	32	Cree	22	Wolter, Cree	4
1912	Daniels	25	Hartzell, Daniels	11	Zinn	6
1913	Cree	25	Peckinpaugh	7	Wolter, Sweeney	2
1914	Maisel	23	Maisel, Hartzell	9	Peckinpaugh	3
1915	Pipp	20	Pipp	13	Peckinpaugh	5
1916	Baker	23	Pipp	14	Pipp	12
1917	Pipp	29	Pipp	12	Pipp*	9
1918	Baker	24	Pipp	9	Baker	6
1919	Pratt, Bodie	27	Pipp	10	Baker	10
1920	Meusel	40	Pipp	14	Ruth*	54
1921	Ruth	44	Ruth, Meusel	16	Ruth*	59
1922	Pipp	32	Meusel	11	Ruth	35
1923	Ruth	45	Ruth	13	Ruth*	41
1924	Meusel	40	Pipp*	19	Ruth*	46
1925	Combs	36	Combs	13	Meusel*	33
1926	Gehrig	47	Gehrig*	20	Ruth*	47
1927	Gehrig*	52	Combs*	23	Ruth*	60
1928	Gehrig*	47	Combs*	21	Ruth*	54
1929	Lazzeri	37	Combs	15	Ruth*	46
1930	Gehrig	42	Combs*	22	Ruth*	49
1931	Lary	35	Gehrig	15	Ruth*, Gehrig*	46
1932	Gehrig	42	Lazzeri	16	Ruth	41
1933	Gehrig	41	Combs	16	Ruth	34
1934	Gehrig	40	Chapman*	13	Gehrig*	49
1935	Chapman	38	Selkirk	12	Gehrig	30
1936	DiMaggio	44	DiMaggio*, Rolfe*	15	Gehrig*	49
1937	Gehrig	37	DiMaggio	15	DiMaggio*	46
1938	Rolfe*	36	DiMaggio	13	DiMaggio	32
1939	Rolfe*	46	Rolfe	10	DiMaggio	30
1940	Gordon	32	Keller	15	DiMaggio	31
1941	DiMaggio	43	DiMaggio	11	Keller	33
1942	Henrich	30	DiMaggio	13	Keller	26
1943	Etten	35	Lindell*	12	Keller	31
1944	Stirnweiss	35	Stirnweiss*, Lindell*	16	Etten*	22
1945	Stirnweiss	32	Stirnweiss*	22	Etten	18
1946	Keller	29	Keller	10	Keller	30
1947	Henrich	35	Henrich*	13	DiMaggio	20
1948	Henrich	42	Henrich*	14	DiMaggio*	39
1949	Rizzuto	22	Rizzuto, Woodling	7	Henrich	24
1950	Rizzuto	36	Bauer, DiMaggio	10	DiMaggio	32
1951	McDougald	23	Woodling	8	Berra	27
1952	Mantle	37	Rizzuto	10	Berra	30
1953	McDougald	27	McDougald	7	Berra	27
1954	Berra	28	Mantle	12	Mantle	27
1955	Mantle	25	Mantle*, Carey*	11	Mantle*	37
1956	Berra	29	Bauer	7	Mantle	52
1957	Mantle	28	Bauer*, McDougald*	9	Mantle	34
1958	Bauer, Skowron	22	Bauer	6	Mantle*	42
1959	Berra, Kubek	25	McDougald	8	Mantle	31
1960	Skowron	34	Maris	7	Mantle*	40
1961	Kubek	38	Mantle, Kubek	6	Maris*	61
1962	Richardson	38	Skowron	6	Maris	33
1963	Tresh	28	Howard, Richardson	6	Howard	28
1964	Howard	27	Tresh, Boyer	5	Mantle	35
1965	Tresh	29	Tresh, Boyer	6	Tresh	26
1966	Boyer	22	Boyer, Clarke, Tresh		Pepitone	31
			Pepitone	4		
1967	Tresh	23	Pepitone, Smith, Tresh,		Mantle	22
			Whitaker	3		
1968	White	20	White, Robinson	7	Mantle	18
1969	White	30	Clarke	7	Pepitone	27
1970	White	30	Kenney	7	Murcer	23
1971	Murcer	25	Clarke, White	7	Murcer	25
1972	Murcer	30	Murcer	7	Murcer	33
1973	Murcer, Munson	29	Munson	4	Murcer, Nettles	22
1974	Maddox, Piniella	26	White	8	Nettles	22
1975	Chambliss	38	White	5	Bonds	32
1976	Chambliss	32	Rivers	8	Nettles*	32
1977	Jackson	39	Randolph	11	Nettles	37
1978	Piniella	34	Rivers	8	Jackson, Nettles	27
1979	Chambliss	27	Randolph	13	Jackson	29
1980	Cerone	30	Randolph	7	Jackson*	41
1981	Winfield	25	Mumphrey	5	Jackson, Nettles	15
1982	Mumphrey, Winfield	24	Mumphrey	10	Winfield	37
1983	Baylor	33	Winfield	8	Winfield	32
1984	Mattingly*	44	Moreno	6	Baylor	27
1985	Mattingly*	48	Winfield	6	Mattingly	35
1986	Mattingly*	53	Henderson, Winfield	5	Mattingly	31
1987	Mattingly	38	Henderson, Pagliarulo	3	Pagliarulo	32
1988	Winfield	37	Washington	3	Clark	27
1989	Mattingly	37	RKelly, Sax, Slaught	3	Mattingly	23
1990	RKelly	32	RKelly	4	Barfield	25
1991	Sax	38	BWilliams, PKelly	4	Nokes	24
1992	Mattingly	40	Hall	3	Tartabull	25
1993	O'Neill	34	BWilliams	4	Tartabull	31
1994	BWilliams	29	Polonia	6	O'Neill	21
1995	Mattingly	32	BWilliams	9	O'Neill	22
1996	O'Neill	35	BWilliams	7	BWilliams	29

# NEW YORK YANKEE LEADERS

Year	RBI	Stolen Bases	Strikeouts (Pitchers)
1903	Williams	82 Conroy	33 Chesbro 147
1904	Anderson	82 Conroy	30 Chesbro 239
1905	Williams	60 Fultz	44 Chesbro 156
1906	Williams	77 Hoffman	33 Chesbro 152
1907	Chase	68 Conroy	41 Doyle 94
1908	Hemphill	44 Hemphill	42 Chesbro 124
1909	Engle	71 Austin	30 Lake 117
1910	Chase	73 Daniels	41 Ford 209
1911	Hartzell	91 Cree	48 Ford 158
1912	Chase	58 Daniels	37 Ford 112
1913	Cree	63 Daniels	27 Fisher 92
1914	Peckinpaugh	51 Maisel*	74 Keating 109
1915	Pipp	58 Maisel	51 Caldwell 130
1916	Pipp*	99 Magee	29 Shawkey 122
1917	Pipp	72 Maisel	29 Caldwell 102
1918	Baker	68 Bodie	16 Love 95
1919	Baker	78 Pratt	22 Shawkey 122
1920	Ruth*	137 Ruth	14 Shawkey 126
1921	Ruth*	171 Meusel, Pipp, Ruth	17 Shawkey 126
1922	Ruth	96 Meusel	13 Shawkey 130
1923	Ruth*	131 Ruth	17 Bush, Shawkey 125
1924	Ruth	121 Meusel	26 Shawkey 114
1925	Meusel*	138 Paschal	14 Jones 92
1926	Ruth*	145 Meusel	16 Hoyt 79
1927	Gehrig*	175 Meusel	24 Hoyt 86
1928	Gehrig*, Ruth*	142 Lazzeri	15 Pipgras 139
1929	Ruth	154 Combs, Lazzeri	11 Pipgras 125
1930	Gehrig*	174 Combs	16 Ruffing 117
1931	Gehrig*	184 Chapman*	61 Gomez 150
1932	Gehrig	151 Chapman*	38 Ruffing* 190
1933	Gehrig	139 Chapman*	27 Gomez* 163
1934	Gehrig*	165 Chapman	26 Gomez* 158
1935	Gehrig	119 Chapman	17 Gomez 138
1936	Gehrig	152 Crosetti	18 Pearson 118
1937	DiMaggio	167 Crosetti	13 Gomez* 194
1938	DiMaggio	140 Crosetti*	27 Gomez 129
1939	DiMaggio	126 Selkirk	12 Gomez 102
1940	DiMaggio	133 Gordon	18 Ruffing 97
1941	DiMaggio*	125 Rizzuto	14 Russo 105
1942	DiMaggio	114 Rizzuto	22 Borowy 85
1943	Etten	107 Stirnweiss	11 Chandler 134
1944	Lindell	103 Stirnweiss*	55 Borowy 107
1945	Etten*	111 Stirnweiss*	33 Bevens 76
1946	Keller	101 Stirnweiss	18 Chandler 138
1947	Henrich	98 Rizzuto	11 Reynolds 129
1948	DiMaggio*	155 Rizzuto	6 Raschi 124
1949	Berra	91 Rizzuto	18 Byrne 129
1950	Berra	124 Rizzuto	12 Reynolds 160
1951	Berra	88 Rizzuto	18 Raschi* 164
1952	Berra	98 Rizzuto	17 Reynolds* 160
1953	Berra	108 Mantle	8 Ford 110
1954	Berra	125 Mantle, Carey	5 Ford 125
1955	Berra	108 Hunter	9 Turley 210
1956	Mantle*	130 Mantle	10 Ford 141
1957	Mantle	94 Mantle	16 Turley 152
1958	Mantle	97 Mantle	18 Turley 168
1959	Lopez	93 Mantle	21 Ford 114
1960	Maris*	112 Mantle	14 Terry 92
1961	Maris*	142 Mantle	12 Ford 209
1962	Maris	100 Richardson	11 Terry 176
1963	Pepitone	89 Richardson	15 Ford 189
1964	Mantle	111 Tresh	13 Downing* 217
1965	Tresh	74 Richardson	7 Downing 179
1966	Pepitone	83 White	14 Downing 152
1967	Pepitone	64 Clarke	21 Downing 171
1968	White	62 Clarke, White	20 Bahnsen 162
1969	Murcer	62 Clarke	33 Peterson 150
1970	White	94 White	24 Peterson 127
1971	Murcer	94 Clarke	17 Peterson 139
1972	Murcer	96 White	23 Stottlemeyre 110
1973	Murcer	95 White	16 Medich 145
1974	Murcer	88 White	15 Dobson 157
1975	Munson	102 Bonds	30 Hunter 177
1976	Munson	105 Rivers	43 Hunter 173
1977	Jackson	110 Rivers	22 Guidry 176
1978	Jackson	97 Randolph	36 Guidry 248
1979	Jackson	89 Randolph	32 Guidry 201
1980	Jackson	111 Randolph	30 Guidry 166
1981	Winfield	68 Randolph	14 Guidry 104
1982	Winfield	106 Randolph	16 Righetti 163
1983	Winfield	116 Baylor	17 Righetti 169
1984	Mattingly	110 Moreno	20 Niekro 136
1985	Mattingly*	145 Henderson*	80 Niekro 149
1986	Mattingly	113 Henderson*	87 Guidry 140
1987	Mattingly	115 Henderson	41 Rhoden 107
1988	Winfield	107 Henderson*	93 Candelaria 121
1989	Mattingly	113 Sax	43 Hawkins 98
1990	Barfield	78 Sax	43 Leary 138
1991	Hall	80 R. Kelly	32 Sanderson 130
1992	Mattingly	86 R. Kelly	28 M. Perez 218
1993	Tartabull	102 P. Kelly	14 Key 173
1994	O'Neill	83 Polonia	20 M. Perez 109
1995	O'Neill	96 Polonia	10 McDowell 157
1996	Martinez	117 BWilliams	17 Pettitte 162

Year	Innings				ERA	
1903	Chesbro	324.2	Chesbro	21-15	Griffith	2.70
1904	Chesbro*	454.2	Chesbro*	41-12	Chesbro	1.82
1905	Orth	305.1	Chesbro	20-15	Chesbro	2.20
1906	Orth*	338.2	Orth	27-17	Clarkson	2.32
1907	Orth	248.2	Orth	14-21	Chesbro	2.53
1908	Chesbro	289	Chesbro	14-20	Chesbro	2.93
1909	Warhop	243.1	Lake	14-11	Lake	1.88
1910	Ford	299.2	Ford	26-6	Ford	1.65
1911	Ford	281.1	Ford	22-11	Ford	2.28
1912	Ford	291.2	Ford	13-21	McConnell	2.75
1913	Fisher	246.1	Fisher, 11-17; Ford, 11-18		Caldwell	2.43
1914	Warhop	216.2	Caldwell	17-9	Caldwell	1.94
1915	Caldwell	305	Caldwell	19-16	Fisher	2.11
1916	Shawkey	276.2	Shawkey	23-14	Cullop	2.05
1917	Shawkey	236.1	Shawkey	13-15	Fisher	2.19
1918	Mogridge	230.1	Mogridge	16-13	Mogridge	2.27
1919	Quinn	264	Shawkey	20-11	Mogridge	2.50
1920	Mays	312	Mays	26-11	Shawkey*	2.45
1921	Mays*	336.2	Mays*	27-9	Mays	3.04
1922	Shawkey	299.2	Bush	26-7	Shawkey	2.91
1923	Bush	275.2	Jones	21-8	Hoyt	3.01
1924	Pennock	286.1	Pennock	21-9	Pennock	2.83
1925	Pennock*	277	Pennock	16-17	Pennock	2.96
1926	Pennock	266.1	Pennock	23-11	Shocker	3.38
1927	Hoyt	256.1	Hoyt*	22-7	W. Moore*	2.28
1928	Pipgras	300.2	Pipgras*	24-13	Pennock	2.56
1929	Pipgras	225.1	Pipgras	18-12	Zachary	2.47
1930	Pipgras	221	Pipgras/15-15; Ruffing/15-5		Pipgras	4.11
1931	Gomez	243	Gomez	21-9	Gomez	2.63
1932	Gomez	265.1	Gomez	24-7	Ruffing	3.09
1933	Gomez, Ruffing	235	Gomez	16-10	Gomez	3.18
1934	Gomez*	281.2	Gomez*	26-5	Gomez*	2.33
1935	Gomez	246	Ruffing	16-11	Ruffing	3.12
1936	Ruffing	271	Ruffing	20-12	Pearson	3.71
1937	Gomez	278.1	Gomez*	21-11	Gomez*	2.33
1938	Ruffing	247.1	Ruffing*	21-7	Ruffing	3.32
1939	Ruffing	233.1	Ruffing	21-7	Ruffing	2.94
1940	Ruffing	226	Ruffing	15-12	Russo	3.29
1941	Russo	209.2	Ruffing, 15-6; Gomez, 15-5		Russo	3.09
1942	Chandler	200.2	Bonham	21-5	Bonham	2.27
1943	Chandler	253	Chandler*	20-4	Chandler*	1.64
1944	Borowy	252.2	Borowy	17-12	Borowy	2.63
1945	Bevens	184	Bevens	13-9	Bonham	3.28
1946	Chandler	257.1	Chandler	20-8	Chandler	2.10
1947	Reynolds	241.2	Reynolds	19-8	Chandler*	2.46
1948	Reynolds	236.1	Raschi	19-8	Shea	3.41
1949	Raschi	274.2	Raschi	21-10	Lopat	3.27
1950	Raschi	256.2	Raschi	21-8	Lopat	3.47
1951	Raschi	258.1	Raschi, 21-10; Lopat, 21-9		Lopat	2.91
1952	Reynolds	244.1	Reynolds	20-8	Reynolds*	2.07
1953	Ford	207	Ford	18-6	Lopat*	2.43
1954	Ford	210.2	Grim	20-6	Ford	2.82
1955	Ford	253.2	Ford	18-7	Ford	2.62
1956	Ford	225.2	Ford	19-6	Ford*	2.47
1957	Sturdivant	201.2	Sturdivant	16-6	Shantz*	2.45
1958	Turley	245.1	Turley*	21-7	Ford*	2.01
1959	Ford	204	Ford	16-10	Ditmar	2.90
1960	Ditmar	200	Ditmar	15-9	Ditmar	3.06
1961	Ford*	283	Ford*	25-4	Stafford	2.68
1962	Terry*	298.2	Terry*	23-12	Ford	2.90
1963	Ford	269.1	Ford	24-7	Bouton	2.53
1964	Bouton	271.1	Bouton	18-13	Ford	2.13
1965	Stottlemyre	291	Stottlemyre	20-9	Stottlemyre	2.63
1966	Stottlemyre	251	Stottlemyre	12-20	Peterson	3.31
1967	Stottlemyre	255	Stottlemyre	12-11		
1968	Stottlemyre	278.2	Stottlemyre	15-15	Downing	2.63
1969	Stottlemyre	303	Stottlemyre	21-12	Bahnsen	2.06
1970	Stottlemyre	271	Peterson	20-14	Peterson	2.55
1971	Peterson	274	Stottlemyre	20-11	Peterson	2.91
1972	Stottlemyre	260	Peterson	16-12	Stottlemyre	2.87
1973	Stottlemyre	273	Stottlemyre	17-15	Kline	2.40
1974	Dobson	281	Dobson	16-16	Medich	2.95
			Medich	19-15	Dobson	3.07
1975	Hunter*	328	Hunter	23-14	Hunter	2.58
1976	Hunter	298.2	Figueroa	19-10	Figueroa	3.01
1977	Figueroa	239	Guidry	16-7	Guidry	2.82
			Figueroa	16-11		
1978	Guidry	273.2	Guidry*	25-3	Guidry*	1.74
1979	John	276	John	21-9	Guidry*	2.78
1980	John	265	John	22-9	May*	2.47
1981	May	148	Guidry	11-5	John	2.64
1982	Guidry	222	Guidry	14-8	John	3.66
1983	Guidry	250.1	Guidry	21-9	Guidry	3.42
1984	Niekro	215.2	Niekro	16-8	Niekro	3.09
1985	Guidry	259	Guidry*	22-6	Guidry	3.27
1986	Rasmussen	202	Rasmussen	18-6	Rasmussen	3.88
1987	John	187.2	Rhoden	16-10	Rhoden	3.86
1988	Rhoden	197	Candelaria	13-7	Candelaria	3.38
1989	Hawkins	208.1	Hawkins	15-15	Guetterman	2.45
1990	Leary	208	Guetterman	11-7	Guetterman	3.39
1991	Sanderson	208	Sanderson	16-10	Cadaret	3.62
1992	M. Perez	247.2	M. Perez	13-16	M. Perez	2.87
1993	Key	236.2	Key	18-6	Key	3.00
1994	Key	168.0	Key*	17-4	Key	3.27
1995	McDowell	217.2	McDowell	15-10	Cone	3.82
1996	Pettitte	221.0	Pettitte	21-8	Rivera	2.09

## YANKEES POSITION LEADERS BY GAMES

Year	Catcher	1st Base	2nd Base
1903	Beville	75 Ganzel	129 Williams
1904	McGuire	97 Ganzel	118 Williams
1905	Kleinow	83 Chase	122 Williams
1906	Kleinow	95 Chase	150 Williams
1907	Kleinow	86 Chase	121 Williams
1908	Kleinow	89 Chase	98 Niles
1909	Kleinow	77 Chase	118 LaPorte
1910	Sweeney	78 Chase	130 LaPorte
1911	Blair	84 Chase	124 Gardner
1912	Sweeney	108 Chase	121 Simmons
1913	Sweeney	112 Knight	50 Hartzell
1914	Sweeney	78 Mullen	93 Boone
1915	Nunamaker	77 Pipp	134 Boone
1916	Nunamaker	79 Pipp	148 Gedeon
1917	Nunamaker	91 Pipp	155 Maisel
1918	Hannah	88 Pipp	91 Pratt
1919	Ruel	81 Pipp	140 Pratt
1920	Ruel	80 Pipp	153 Pratt
1921	Schang	132 Pipp	153 Ward
1922	Schang	119 Pipp	152 Ward
1923	Schang	81 Pipp	144 Ward
1924	Schang	106 Pipp	153 Ward
1925	Bengough	94 Gehrig	114 Ward
1926	Collins	100 Gehrig	155 Lazzeri
1927	Collins	89 Gehrig	155 Lazzeri
1928	Grabowski	75 Gehrig	154 Lazzeri
1929	Dickey	127 Gehrig	154 Lazzeri
1930	Dickey	101 Gehrig	153 Lazzeri
1931	Dickey	125 Gehrig	154 Lazzeri
1932	Dickey	108 Gehrig	155 Lazzeri
1933	Dickey	127 Gehrig	152 Lazzeri
1934	Dickey	104 Gehrig	153 Lazzeri
1935	Dickey	118 Gehrig	149 Lazzeri
1936	Dickey	107 Gehrig	155 Lazzeri
1937	Dickey	137 Gehrig	157 Lazzeri
1938	Dickey	126 Gehrig	157 Gordon
1939	Dickey	126 Dahlgren	144 Gordon
1940	Dickey	102 Dahlgren	155 Gordon
1941	Dickey	104 Sturm	124 Gordon
1942	Dickey	80 Hassett	132 Gordon
1943	Dickey	71 Etten	154 Gordon
1944	Garback	85 Etten	154 Stirnweiss
1945	Garback	59 Etten	152 Stirnweiss
1946	Robinson	95 Etten	84 Gordon
1947	Robinson	74 McQuinn	142 Stirnweiss
1948	Niarhos	82 McQuinn	90 Stirnweiss
1949	Berra	109 Henrich	52 Coleman
1950	Berra	148 Collins	99 Coleman
1951	Berra	141 Collins	114 Coleman
1952	Berra	140 Collins	119 Martin
1953	Berra	133 Collins	113 Martin
1954	Berra	149 Collins	117 McDougald
1955	Berra	145 Skowron	74 McDougald
1956	Berra	135 Skowron	120 Martin
1957	Berra	121 Skowron	115 Richardson
1958	Berra	88 Skowron	118 McDougald
1959	Berra	116 Skowron	72 Richardson
1960	Howard	91 Skowron	142 Richardson
1961	Howard	111 Skowron	149 Richardson
1962	Howard	129 Skowron	135 Richardson
1963	Howard	132 Pepitone	143 Richardson
1964	Howard	146 Pepitone	155 Richardson
1965	Howard	95 Pepitone	115 Richardson
1966	Howard	100 Pepitone	119 Richardson
1967	Gibbs	99 Mantle	131 Clarke
1968	Gibbs	121 Mantle	131 Clarke
1969	Gibbs	66 Pepitone	132 Clarke
1970	Munson	125 Cater	131 Clarke
1971	Munson	117 Cater	78 Clarke
1972	Munson	132 Blomberg	95 Clarke
1973	Munson	142 F. Alou	67 Clarke
1974	Munson	137 Chambliss	106 Alomar
1975	Munson	130 Chambliss	147 Alomar
1976	Munson	121 Chambliss	155 Randolph
1977	Munson	136 Chambliss	157 Randolph
1978	Munson	125 Chambliss	155 Randolph
1979	Munson	88 Chambliss	134 Randolph
1980	Cerone	147 Watson	104 Randolph
1981	Cerone	69 Watson	50 Randolph
1982	Cerone	89 Mayberry	64 Randolph
1983	Wynegar	94 Griffey	100 Randolph
1984	Wynegar	126 Mattingly	133 Randolph
1985	Wynegar	96 Mattingly	159 Randolph
1986	Wynegar	57 Mattingly	160 Randolph
1987	Cerone	111 Mattingly	140 Randolph
1988	Slaught	94 Mattingly	143 Randolph
1989	Slaught	105 Mattingly	145 Sax
1990	Geren	107 Mattingly	89 Sax
1991	Nokes	130 Mattingly	127 Sax
1992	Nokes	111 Mattingly	143 PKelly
1993	Stanley	122 Mattingly	130 PKelly
1994	Stanley	72 Mattingly	97 PKelly
1995	Stanley	107 Mattingly	125 PKelly
1996	Girardi	120 Martinez	151 Duncan

## YANKEES POSITION LEADERS BY GAMES

Year	3rd Base	Shortstop	Designated Hitter	
1903	Conroy	123 Elberfeld	90	
1904	Conroy	110 Elberfeld	122	
1905	Yeager	90 Elberfeld	108	
1906	LaPorte	114 Elberfeld	98	
1907	Moriarty	91 Elberfeld	118	
1908	Conroy	119 Ball	130	
1909	Austin	111 Knight	78	
1910	Austin	133 Knight	79	
1911	Hartzell	124 Knight	82	
1912	Hartzell	56 Martin	64	
1913	Midkiff	76 Peckinpaugh	93	
1914	Maisel	148 Peckinpaugh	157	
1915	Maisel	134 Peckinpaugh	142	
1916	Baker	96 Peckinpaugh	146	
1917	Baker	146 Peckinpaugh	148	
1918	Baker	126 Peckinpaugh	122	
1919	Baker	141 Peckinpaugh	121	
1920	Ward	114 Peckinpaugh	137	
1921	Baker	83 Peckinpaugh	147	
1922	Baker	60 Scott	154	
1923	Dugan	146 Scott	152	
1924	Dugan	148 Scott	153	
1925	Dugan	96 Wanninger	111	
1926	Dugan	122 Koenig	141	
1927	Dugan	111 Koenig	122	
1928	Dugan	91 Koenig	125	
1929	Robertson	77 Durocher	93	
1930	Chapman	91 Lary	113	
1931	Sewell	121 Lary	155	
1932	Sewell	122 Crosetti	83	
1933	Sewell	131 Crosetti	133	
1934	Saltzgaver	84 Crosetti	119	
1935	Rolfe	136 Crosetti	87	
1936	Rolfe	133 Crosetti	151	
1937	Rolfe	154 Crosetti	147	
1938	Rolfe	151 Crosetti	157	
1939	Rolfe	152 Crosetti	152	
1940	Rolfe	138 Crosetti	145	
1941	Rolfe	131 Rizzuto	128	
1942	Crosetti	62 Rizzuto	144	
1943	Johnson	155 Crosetti	90	
1944	Grimes	97 Milosevich	91	
1945	Grimes	141 Crosetti	126	
1946	Stirnweiss	79 Rizzuto	125	
1947	Johnson	132 Rizzuto	151	
1948	Johnson	118 Rizzuto	128	
1949	Brown	86 Rizzuto	152	
1950	Johnson	100 Rizzuto	155	
1951	Brown	90 Rizzuto	144	
1952	McDougald	117 Rizzuto	152	
1953	McDougald	136 Rizzuto	133	
1954	Carey	120 Rizzuto	126	
1955	Carey	135 Hunter	98	
1956	Carey	131 McDougald	92	
1957	Carey	81 McDougald	121	
1958	Carey	99 Kubek	134	
1959	Lopez	76 Kubek	67	
1960	Boyer	99 Kubek	136	
1961	Boyer	141 Kubek	145	
1962	Boyer	157 Tresh	111	
1963	Boyer	141 Kubek	132	
1964	Boyer	123 Kubek	99	
1965	Boyer	147 Kubek	93	
1966	Boyer	85 Clarke	63	
1967	Smith	115 Amaro	123	
1968	Cox	132 Tresh	119	
1969	Kenney	83 Michael	118	
1970	Kenney	135 Michael	123	
1971	Kenney	109 Michael	136	
1972	Sanchez	68 Michael	121	
1973	Nettles	157 Michael	128	Hart 106
1974	Nettles	154 Mason	152	Blomberg 58
1975	Nettles	157 Mason	93	Herrmann 35
1976	Nettles	158 Stanley	110	May 81
1977	Nettles	156 Dent	157	May 51
1978	Nettles	159 Dent	123	Johnson 39
1979	Nettles	144 Dent	141	Spencer 71
1980	Nettles	88 Dent	141	Soderholm 51
1981	Nettles	97 Dent	73	Murcer 33
1982	Nettles	122 Smalley	93	Gamble 74
1983	Nettles	129 Smalley	90	Baylor 136
1984	Harrah	74 Meacham	96	Baylor 127
1985	Pagliarulo	134 Meacham	155	Baylor 140
1986	Pagliarulo	143 Meacham, Tolleson	56	Easler 129
1987	Pagliarulo	147 Tolleson	118	Kittle 49
1988	Pagliarulo	124 Santana	148	Clark 112
1989	Pagliarulo	69 Espinoza	146	Balboni 82
1990	Velarde	74 Espinoza	150	Balboni 72
1991	P. Kelly	80 Espinoza	147	Maas 109
1992	Hayes	139 Stankiewicz	81	Maas 62
1993	Boggs	134 Owen	96	Tartabull 88
1994	Boggs	93 Gallego	72	Tartabull 78
1995	Boggs	117 Fernandez	103	Sierra 46
1996	Boggs	123 Jeter	157	Sierra 61

## YANKEES POSITION LEADERS

Year	Outfield	Outfield	Outfield	Outfield		
1903	Keeler	128	McFarland	103	Davis	102
1904	Keeler	142	Anderson	112	Dougherty	106
1905	Keeler	139	Fultz	122	Dougherty	108
1906	Keeler	152	Hoffman	98	Conroy	97
1907	Keeler	107	Hoffman	135	Conroy	100
1908	Keeler	88	Hemphill	142	Stahl	67
1909	Keeler	95	Demmitt	109	Engle	134
1910	Wolter	130	Hemphill	94	Cree	134
1911	Wolter	113	Daniels	120	Cree	137
1912	Zinn	106	Daniels	131	Hartzell	55
1913	Wolter	121	Daniels	87	Cree	144
1914	Cook	126	Hartzell	128	Cree	76
1915	Cook	131	Hartzell	107	High	117
1916	Gilhooley	57	Magee	128	High	109
1917	Miller	112	Hendryx	107	High	100
1918	Gilhooley	111	Miller	62	Bodie	90
1919	Vick	100	Lewis	141	Bodie	134
1920	Ruth	139	Lewis	99	Bodie	129
1921	Ruth	152	Miller	56	Meusel	147
1922	Ruth	110	Witt	138	Meusel	121
1923	Ruth	148	Witt	144	Meusel	121
1924	Ruth	152	Witt	143	Meusel	143
1925	Ruth	98	Combs	150	Meusel	131
1926	Ruth	149	Combs	145	Meusel	107
1927	Ruth	151	Combs	152	Meusel	131
1928	Ruth	154	Combs	149	Meusel	131
1929	Ruth	133	Combs	141	Meusel	96
1930	Ruth	144	Combs	135	Rice	87
1931	Ruth	142	Combs	129	Chapman	137
1932	Ruth	127	Combs	138	Chapman	149
1933	Ruth	132	Combs	104	Chapman	147
1934	Ruth	111	Byrd	104	Chapman	149
1935	Selkirk	127	Hill	94	Chapman	138
1936	Selkirk	135	Powell	84	DiMaggio	138
1937	Hoag	99	Powell	94	DiMaggio	150
1938	Selkirk	95	Henrich	130	DiMaggio	145
1939	Selkirk	124	Keller	105	DiMaggio	117
1940	Selkirk	111	Keller	136	DiMaggio	130
1941	Henrich	139	Keller	137	DiMaggio	139
1942	Henrich	119	Keller	152	DiMaggio	154
1943	Lindell	122	Keller	141	Metheny	91
1944	Lindell	149	Martin	80	Metheny	132
1945	Stainback	83	Martin	102	Metheny	128
1946	Henrich	111	Keller	149	DiMaggio	131
1947	Henrich	132	Lindell	118	DiMaggio	139
1948	Henrich	102	Lindell	79	DiMaggio	152
1949	Bauer	95	Mapes	108	Woodling	98
1950	Bauer	110	Woodling	118	DiMaggio	137
1951	Bauer	107	Woodling	116	DiMaggio	113
1952	Bauer	139	Woodling	118	Mantle	141
1953	Bauer	126	Woodling	119	Mantle	121
1954	Bauer	108	Noren	116	Mantle	144
1955	Bauer	133	Noren	126	Mantle	145
1956	Bauer	146	Howard	65	Mantle	144
1957	Bauer	135	Howard	71	Mantle	139
1958	Bauer	123	Siebern	133	Mantle	150
1959	Bauer	111	Siebern	93	Mantle	143
1960	Lopez	106	Maris	131	Mantle	150
1961	Berra	87	Maris	160	Mantle	150
1962	Lopez	84	Maris	154	Mantle	117
1963	Lopez	124	Reed	89	Tresh	144
1964	Tresh	146	Maris	137	Mantle	132
1965	Tresh	154	Moschitto	89	Mantle	108
1966	Tresh	84	Maris	95	Mantle	97
1967	Tresh	118	Whitaker	114	Pepitone	123
1968	White	154	Robinson	98	Kosco	95
1969	White	126	Woods	67	Murcer	118
1970	White	161	Blefary	79	Murcer	155
1971	White	145	F. Alou	80	Murcer	143
1972	White	155	Callison	74	Murcer	151
1973	White	162	M. Alou	85	Murcer	160
1974	Piniella	130	Maddox	135	Murcer	156
1975	White	135	Maddox	55	Bonds	129
1976	White	156	Rivers	136	Gamble	104
1977	White	135	Rivers	136	Jackson	127
1978	Piniella	103	Rivers	138	Jackson	104
1979	Piniella	112	Murcer	70	Jackson	125
1980	Piniella	104	Brown	131	Jackson	94
1981	Winfield	102	Mumphrey	79	Jackson	61
1982	Winfield	135	Mumphrey	123	Griffey	125
1983	Winfield	151	Mumphrey	83	Kemp	101
1984	Winfield	140	Moreno	108	Griffey	82
1985	Winfield	152	Henderson	141	Griffey	110
1986	Winfield	145	Henderson	146	Pasqua	81
1987	Winfield	145	Ward	94	Pasqua	74
1988	Winfield	141	Henderson	136	Washington	117
1989	RKelly	137	Barfield	129	Hall	75
1990	RKelly	160	Barfield	151	Azocar	57
1991	RKelly	125	Hall	120	BWilliams	85
1992	RKelly	146	Hall	136	Tartabull	69
1993	BWilliams	139	O'Neill	138	James	103
1994	BWilliams	107	O'Neill	99	Polonia	84
1995	BWilliams	144	O'Neill	121	GWilliams	92
1996	O'Neill	146	BWilliams	140	GWilliams	117

# YANKEES PITCHING LEADERS BY STARTS/SAVES

Year	Starter	Starter	Starter	Starter	SP/Reliever
1903	Chesbro-R	Tannehill-L	Griffith-R	Wolfe-R	Howell-R
1904	Chesbro-R	Powell-R	Orth-R	Hughes-R	Griffith-R
1905	Chesbro-R	Powell-R	Orth-R	Hogg-R	Griffith-R
1906	Chesbro-R	Clarkson-R	Orth-R	Hogg-R	Griffith-R
1907	Chesbro-R	Doyle-R	Orth-R	Hogg-R	Keefe-R
1908	Chesbro-R	Manning-R	Lake-R	Hogg-R	Orth-R
1909	Warhop-R	Manning-R	Lake-R	Brockett-R	Hughes-R
1910	Warhop-R	Ford-R	Quinn-R	Vaughn-L	Caldwell-R
1911	Warhop-R	Ford-R	Caldwell-R	Fisher-R	Quinn-R
1912	Warhop-R	Ford-R	Caldwell-R	McConnell-R	Fisher-R
1913	Shultz-L	Ford-R	Keating-R	Fisher-R	McConnell-R
1914	Warhop-R	Caldwell-R	Keating-R	Fisher-R	McHale-R
1915	Warhop-R	Caldwell-R	Brown-R	Fisher-R	Pieh-R
1916	Shawkey-R	Cullop-L	Mogridge-L	Fisher-R	Russell-R
1917	Shawkey-R	Caldwell-R	Mogridge-L	Fisher-R	Russell-R
1918	Love-L	Caldwell-R	Mogridge-L	Russell-R	Finneran-R
1919	Shawkey-R	Quinn-R	Mogridge-L	Thormahlen-L	Russell-R
1920	Shawkey-R	Quinn-R	Mays-R	Collins-R	Thormahlen-L
1921	Shawkey-R	Hoyt-R	Mays-R	Collins-R	Quinn-R
1922	Shawkey-R	Hoyt-R	Mays-R	Bush-R	Jones-R
1923	Shawkey-R	Hoyt-R	Jones-R	Bush-R	Pennock-L
1924	Shawkey-R	Hoyt-R	Pennock-L	Bush-R	Jones-R
1925	Shocker-R	Hoyt-R	Pennock-L	Jones-R	Shawkey-R
1926	Shocker-R	Hoyt-R	Pennock-L	Jones-R	Braxton-L
1927	Shocker-R	Hoyt-R	Pennock-L	Ruether-L	Moore-R
1928	Pipgras-R	Hoyt-R	Pennock-L	Johnson-R	Shealy-R
1929	Pipgras-R	Hoyt-R	Pennock-L	Wells-R	Moore-R
1930	Pipgras-R	Ruffing-R	Sheird-R	Wells-R	Johnson-R
1931	Johnson-R	Ruffing-R	Pennock-L	Gomez-L	Pipgras-R
1932	Pipgras-R	Ruffing-R	Pennock-L	Gomez-L	Allen-R
1933	Van Atta-L	Ruffing-R	Allen-R	Gomez-L	Moore-R
1934	Murphy-R	Ruffing-R	Broaca-R	Gomez-L	DeShong-R
1935	Allen-R	Ruffing-R	Broaca-R	Gomez-L	Murphy-R
1936	Pearson-R	Ruffing-R	Broaca-R	Gomez-L	Malone-R
1937	Pearson-R	Ruffing-R	Hadley-R	Gomez-L	Murphy-R
1938	Pearson-R	Ruffing-R	Chandler-R	Gomez-L	Murphy-R
1939	Donald-R	Ruffing-R	Hadley-R	Gomez-L	Murphy-R
1940	Russo-L	Ruffing-R	Chandler-R	Breuer-R	Murphy-R
1941	Russo-L	Ruffing-R	Chandler-R	Gomez-L	Murphy-R
1942	Borowy-R	Ruffing-R	Chandler-R	Bonham-R	Murphy-R
1943	Borowy-R	Wensloff-R	Chandler-R	Bonham-R	Murphy-R
1944	Borowy-R	Donald-R	Dubiel-R	Bonham-R	Turner-R
1945	Borowy-R	Bevens-R	Dubiel-R	Bonham-R	Turner-R
1946	Page-L	Bevens-R	Chandler-R	Bonham-R	Murphy-R
1947	Shea-R	Bevens-R	Chandler-R	Reynolds-R	Page-L
1948	Shea-R	Raschi-R	Lopat-L	Reynolds-R	Page-L
1949	Byrne-L	Raschi-R	Lopat-L	Reynolds-R	Page-L
1950	Byrne-L	Raschi-R	Lopat-L	Reynolds-R	Page-L
1951	Morgan-R	Raschi-R	Lopat-L	Reynolds-R	Ostrowski-L
1952	Sain-R	Raschi-R	Lopat-L	Reynolds-R	Kuzava-L
1953	Sain-R	Raschi-R	Lopat-L	Ford-L	Reynolds-R
1954	Byrd-R	Grim-R	Lopat-L	Ford-L	Sain-R
1955	Turley-R	Byrne-L	Kucks-R	Ford-L	Konstanty-R
1956	Turley-R	Larsen-R	Kucks-R	Ford-L	Morgan-R
1957	Turley-R	Sturdivant-R	Kucks-R	Shantz-L	Grim-R
1958	Turley-R	Larsen-R	Kucks-R	Ford-L	Duren-R
1959	Turley-R	Maas-R	Ditmar-R	Ford-L	Duren-R
1960	Turley-R	Terry-R	Ditmar-R	Ford-L	Shantz-L
1961	Stafford-R	Terry-R	Sheldon-R	Ford-L	Arroyo-L
1962	Stafford-R	Terry-R	Bouton-R	Ford-L	Bridges-L
1963	Downing-L	Terry-R	Bouton-R	Ford-L	Reniff-R
1964	Downing-L	Terry-R	Bouton-R	Ford-L	Mikkelsen-R
1965	Downing-L	Stottlemyre-R	Bouton-R	Ford-L	Ramos-R
1966	Downing-L	Stottlemyre-R	Talbot-R	Peterson-L	Ramos-R
1967	Downing-L	Stottlemyre-R	Talbot-R	Peterson-L	Womack-R
1968	Bahnsen-R	Stottlemyre-R	Barber-L	Peterson-L	Hamilton-L
1969	Bahnsen-R	Stottlemyre-R	Burbach-R	Peterson-L	Aker-R
1970	Bahnsen-R	Stottlemyre-R	Kline-R	Peterson-L	McDaniel-R
1971	Bahnsen-R	Stottlemyre-R	Kline-R	Peterson-L	McDaniel-R
1972	Kekich-L	Stottlemyre-R	Kline-R	Peterson-L	Lyle-L
1973	Dobson-R	Stottlemyre-R	Medich-R	Peterson-L	Lyle-L
1974	Dobson-R	Tidrow-R	Medich-R	May-L	Lyle-L
1975	Dobson-R	Hunter-R	Medich-R	May-L	Lyle-L
1976	Figueroa-R	Hunter-R	Ellis-R	Holtzman-L	Lyle-L
1977	Figueroa-R	Guidry-L	Gullett-L	Torrez-R	Lyle-L
1978	Figueroa-R	Guidry-L	Tidrow-R	Beattie-R	Gossage-R
1979	John-L	Guidry-L	Tiant-R	Hunter-R	Gossage-R
1980	John-L	Guidry-L	Tiant-R	Underwood-L	Gossage-R
1981	John-L	Guidry-L	Righetti-L	May-L	Gossage-R
1982	John-L	Guidry-L	Righetti-L	Morgan-R	Gossage-R
1983	Rawley-L	Guidry-L	Righetti-L	Fontenot-L	Gossage-R
1984	P. Niekro-R	Guidry-L	Rasmussen-L	Fontenot-L	Righetti-L
1985	P. Niekro-R	Guidry-L	Whitson-R	Cowley-R	Righetti-L
1986	Drabek-R	Guidry-L	Rasmussen-L	J. Niekro-R	Righetti-L
1987	John-L	Guidry-L	Rasmussen-L	Rhoden-R	Righetti-L
1988	John-L	Rhoden-R	Dotson-R	Candelaria-L	Righetti-L
1989	Hawkins-R	LaPoint-L	Parker-R	Cadaret-L	Righetti-L
				Terrell-R	
1990	Leary-R	Cary-L	Hawkins-R	Witt-R	Righetti-L
		LaPoint-L			
1991	Sanderson-R	Johnson-L	Taylor-R	P. Perez-R	Farr-R
1992	MPerez-R	Sanderson-R	Kamienicki-R	Leary-R	Farr-R
1993	Key-L	Abbott-L	MPerez-R	Kamienicki-R	Farr-R
1994	Key-L	Abbott-L	MPerez-R	Mulholland-R	Howe-L
1995	McDowell-R	Hitchcock-L	Pettitte-L	Kamienicki-R	Wetteland-R
1996	Pettitte-L	Key-L	Rogers-L	Gooden-R	Wetteland-R

## YANKEES' ALL-TIME TOP 20 HITTING CATEGORIES

	Games		At-Bats		Runs		Hits
1. Mantle	2401	Mantle	8102	Ruth	1959	Gehrig	2721
2. Gehrig	2164	Gehrig	8001	Gehrig	1888	Ruth	2518
3. Berra	2116	Berra	7546	Mantle	1677	Mantle	2415
4. Ruth	2084	Ruth	7217	DiMaggio	1390	DiMaggio	2214
5. White	1881	Mattingly	7003	Combs	1186	Mattingly	2153
6. Dickey	1789	DiMaggio	6821	Berra	1174	Berra	2148
7. Mattingly	1785	White	6550	Randolph	1027	Dickey	1969
8. DiMaggio	1736	Randolph	6303	Mattingly	1007	Combs	1866
9. Randolph	1694	Dickey	6300	Crosetti	1006	White	1803
10. Crosetti	1682	Crosetti	6277	White	964	Lazzeri	1784
11. Rizzuto	1661	Lazzeri	6094	Lazzeri	952	Randolph	1731
12. Lazzeri	1659	Rizzuto	5816	Rolfe	942	Rizzuto	1588
13. Nettles	1535	Combs	5748	Dickey	930	Pipp	1577
14. Howard	1492	Pipp	5594	Henrich	901	Meusel	1565
15. Pipp	1488	Nettles	5519	Rizzuto	877	Munson	1558
16. Combs	1455	Richardson	5386	Pipp	820	Crosetti	1541
17. Munson	1423	Munson	5344	Bauer	792	Richardson	1432
18. Richardson	1412	Howard	5044	Meusel	764	Howard	1405
19. Bauer	1406	Meusel	5032	Nettles	750	Nettles	1396
20. McDougald	1336	Rolfe	4827	Winfield	722	Rolfe	1394

	Doubles		Triples		Home Runs		RBI
1. Gehrig	535	Gehrig	162	Ruth	659	Gehrig	1991
2. Mattingly	442	Combs	154	Mantle	536	Ruth	1970
3. Ruth	424	DiMaggio	131	Gehrig	493	DiMaggio	1537
4. DiMaggio	389	Pipp	121	DiMaggio	361	Mantle	1509
5. Mantle	344	Lazzeri	115	Berra	358	Berra	1430
6. Dickey	343	Ruth	106	Nettles	250	Dickey	1209
7. Meusel	338	Meusel	87	Mattingly	222	Lazzeri	1154
8. Lazzeri	327	Henrich	73	Winfield	205	Mattingly	1099
9. Berra	321	Mantle	72	Maris	203	Meusel	1005
10. Combs	309	Dickey	72	Dickey	202	Nettles	834
11. White	300	Keller	69	Keller	184	Pipp	825
12. Henrich	269	Rolfe	67	Henrich	183	Winfield	818
13. Crosetti	260	Stirnweiss	66	Murcer	175	Henrich	795
14. Randolph	259	Crosetti	65	Lazzeri	169	White	758
15. Pipp	259	Chapman	64	Pepitone	166	Howard	732
16. Rolfe	257	Rizzuto	62	Skowron	165	Keller	723
17. Rizzuto	239	Cree	62	Howard	161	Munson	701
18. Winfield	236	Conroy	59	White	160	Murcer	687
19. Munson	229	Randolph	58	Bauer	158	Skowron	672
20. Howard	211	Bauer	56	Gordon	153	Bauer	654
Bauer	211						

### BATTING AVERAGE (500 or more games)

1. Ruth	.349	6. Dickey	.313	11. Schang	.297	16. Lazzeri	.293
2. Gehrig	.340	7. Meusel	.311	12. Piniella	.295	17. Cree	.292
3. Combs	.325	8. Mattingly	.307	13. Skowron	.294	18. Munson	.292
4. DiMaggio	.325	9. Chapman	.305	14. Keeler	.294	19. Selkirk	.290
5. O'NEILL	.315	10. Mantle	.298	15. Peckinpaugh	.294	20. Winfield	.290

### STOLEN BASES

1. Henderson	326	Conroy	184	11. Rizzuto	149	16. Meusel	131
2. Randolph	251	7. Maisel	183	12. Lazzeri	147	17. Stirnweiss	130
3. Chase	248	8. Mantle	153	13. Daniels	145	18. Keeler	118
4. White	233	9. Clarke	151	14. Peckinpaugh	143	19. Sax	117
5. Chapman	184	R. Kelly	151	15. Cree	132	20. Pipp	114

## YANKEE SINGLE-SEASON LEADERS BY POSITION

	Home Runs		RBI		AVG
<b>Pitcher</b>	5 Ruffing ..... 1936	22 Ruffing .. 1936, 41	.339 Ruffing .....	1935	
<b>Catcher</b>	30 Berra ..... 1952, 56	133 Dickey .....	.362 Dickey .....	1936	
<b>1st Base</b>	49 Gehrig .....	184 Gehrig .....	.379 Gehrig .....	1930	
<b>2nd Base</b>	30 Gordon .....	114 Lazzeri .....	.354 Lazzeri .....	1929	
<b>3rd Base</b>	37 Nettles .....	107 Nettles .....	.342 BOGGS .....	1994	
<b>Shortstop</b>	16 Smalley .....	107 Lary .....	.324 Rizzuto .....	1950	
<b>Outfield</b>	61 Maris .....	170 Ruth .....	.393 Ruth .....	1923	

CAPS – Active Yankee Player

## YANKEES' ALL-TIME TOP 20 PITCHING CATEGORIES

	Games	Innings	Wins	Pct. (100 decisions)			
1. Righetti	522	Ford, W.	3171	Ford, W.	236	Chandler	.717
2. Ford, W.	498	Ruffing	3169	Ruffing	231	Raschi	.706
3. Ruffing	426	Stottlemyre	2662	Gomez	189	Ford, W.	.690
4. Lyle	420	Gomez	2498	Guidry	170	Reynolds	.686
5. Shawkey	415	Shawkey	2489	Shawkey	168	Mays	.670
6. Murphy	383	Guidry	2392	Stottlemyre	164	Lopat	.657
7. Guidry	368	Hoyt	2273	Pennock	162	Gomez	.652
8. Gomez	367	Pennock	2190	Hoyt	157	Guidry	.651
9. Hoyt	365	Chesbro	1953	Reynolds	131	Ruffing	.651
10. Stottlemyre	360	Peterson	1856	Chesbro	126	Pennock	.643
11. Pennock	346	Caldwell	1718	Raschi	120	Byrne	.643
12. Hamilton	331	Reynolds	1700	Lopat	113	Murphy	.637
13. Gossage	319	Raschi	1537	Peterson	109	Hoyt	.616
14. Reynolds	295	Lopat	1497	Chandler	109	Bonham	.612
15. Peterson	288	Chandler	1485	Caldwell	96	Turley	.612
16. Page	278	Warhop	1423	Murphy	93	John	.603
17. Chesbro	269	Fisher	1380	Pipgras	93	Pipgras	.595
18. Caldwell	248	John	1366	John	91	Chesbro	.577
19. Pipgras	247	Pipgras	1352	Turley	82	Terry	.569
20. Reniff	247	Quinn	1279	Mays, Bonham	79	Shawkey	.562

	Strikeouts	Shutouts	Complete Games	ERA (800 innings)			
1. Ford, W.	1956	Ford, W.	45	Ruffing	261	Ford, R.	2.54
2. Guidry	1778	Stottlemyre	40	Gomez	173	Chesbro	2.58
3. Ruffing	1526	Ruffing	40	Chesbro	169	Orth	2.72
4. Gomez	1468	Gomez	28	Pennock	165	Bonham	2.73
5. Stottlemyre	1257	Reynolds	27	Shawkey	161	Ford, W.	2.74
6. Shawkey	1163	Chandler	26	Ford, W.	156	Chandler	2.84
7. Downing	1028	Guidry	26	Hoyt	156	Fisher	2.91
8. Reynolds	967	Shawkey	26	Stottlemyre	152	Stottlemyre	2.97
9. Righetti	940	Raschi	24	Caldwell	151	Caldwell	2.99
10. Chesbro	913	Turley	21	Chandler	109	Warhop	3.09
11. Turley	909	Lopat	20	Warhop	105	Peterson	3.10
12. Peterson	893	Pennock	19	Ford, R.	103	Shawkey	3.10
13. Raschi	832	Peterson	18	Orth	102	Bahnsen	3.10
14. Caldwell	803	Bonham	17	Raschi	99	Righetti	3.11
15. Hoyt	713	Chesbro	16	Reynolds	96	Quinn	3.12
16. Pennock	656	Terry	16	Guidry	95	Lopat	3.25
17. Pipgras	652	Hoyt	15	Bonham	91	Downing	3.25
18. Terry	615	Pipgras	13	Lopat	91	Mays	3.25
19. Chandler	614	Caldwell	13	Pipgras	84	Guidry	3.29
20. Byrne	592	Downing	12	Quinn	82	Reynolds	3.30
		John	12				

## LEADING YANKEE RELIEF PITCHERS

Year	Pitcher	W	S	Year	Pitcher	W	S
1943	Murphy	12	8	1971	McDaniel	5	4
1944	Turner	4	7	1972	Lyle	9	*35
1945	Turner	3	10	1973	Lyle	5	27
1946	Murphy	4	7	1974	Lyle	9	15
1947	Page	14	*17	1975	Lyle	5	6
1948	Page	7	16		Tidrow	6	5
1949	Page	13	*27	1976	Lyle	7	23
1950	Ferrick	8	9	1977	Lyle	13	26
1951	Kuzava	5	5	1978	Gossage	10	*27
1952	Sain	3	7	1979	Gossage	5	18
1953	Reynolds	7	13		Davis	14	9
1954	Sain	6	*22	1980	Gossage	6	*33
1955	Konstanty	7	11	1981	Gossage	3	20
1956	Morgan	6	11	1982	Gossage	4	30
1957	Grim	12	*19	1983	Gossage	13	22
1958	Duren	6	*20	1984	Righetti	5	31
1959	Duren	3	14	1985	Righetti	12	29
1960	Shantz	5	11	1986	Righetti	8	*46
1961	Arroyo	15	*29	1987	Righetti	8	31
1962	Bridges	8	18	1988	Righetti	5	25
1963	Reniff	4	18	1989	Righetti	2	25
1964	Mikkelsen	7	12	1990	Righetti	1	36
1965	Ramos	5	19	1991	Farr	5	23
1966	Ramos	3	13	1992	Farr	2	30
1967	Womack	5	18	1993	Farr	2	25
1968	McDaniel	4	10	1994	Howe	3	15
1969	Aker	8	11	1995	Wetteland	1	31
1970	McDaniel	9	29	1996	Wetteland	2	*43
					Rivera	8	5

\* Denotes League Leader

## YANKEES' ALL-TIME TOP 20 SAVE LEADERS

1. Righetti	224	6. Page	76	11. Reniff	41	16. Howe	30
2. Gossage	151	7. Wetteland	74	Reynolds	41	17. Grim	28
3. Lyle	141	8. McDaniel	58	13. Sain	39	18. Hoyt	28
4. Murphy	104	9. Arroyo	43	14. Hamilton	36	19. Morgan	26
5. Farr	78	Duren	43	15. Aker	31	20. Shawkey	26

## ALL-TIME TEAM RECORDS

Most players	50 in 1989
Fewest players	25 in 1923, 1927
Most games	164 in 1964, 1968
Most at-bats	5705 in 1964
Most runs	1067 in 1931
Fewest runs	459 in 1908
Most opponents runs	898 in 1930
Most hits	1683 in 1930
Fewest hits	1137 in 1968
Most singles	1237 in 1988
Most doubles	315 in 1936
Most triples	110 in 1930
Most homers	240 in 1961
Most home runs by pinch-hitters, season	10 in 1961
Most grand slams	10 in 1987
Most total bases	2703 in 1936
Most sacrifices (SH and SF)	218 in 1922, 1926
Most sacrifice hits	178 in 1906
Most sacrifice flies	72 in 1974, 1996
Most stolen bases	289 in 1910
Most caught stealing	82 in 1920
Most bases on balls	766 in 1932
Most strikeouts	1043 in 1967
Fewest strikeouts	420 in 1924
Most hit by pitch	53 in 1990
Fewest hit by pitch	14 in 1969
Most runs batted in	995 in 1936
Highest batting average	.309 in 1930
Lowest batting average	.214 in 1968
Highest slugging average	.489 in 1927
Lowest slugging average	.287 in 1914
Most grounded into double play	153 in 1996
Fewest grounded into double play	91 in 1963
Most left on bases	1258 in 1996
Fewest left on bases	1010 in 1920
Most .300 hitters	9 in 1930
Most putouts	4520 in 1964
Fewest putouts	3993 in 1935 (3854, 1995)
Most assists	2086 in 1904
Fewest assists	1493 in 1948 (1416, 1995)
Most chances accepted	6383 in 1980
Fewest chances accepted	5551 in 1935 (5344, 1995)
Most errors	386 in 1912
Fewest errors	91 in 1996 (74, 1995)
Most errorless games	91 in 1964 (92, 1995)
Most consecutive errorless games	10 in 1977, 1993, 1995
Most double plays	214 in 1956
Fewest double plays	81 in 1912
Most consecutive games, one or more double plays turned	19 (27 double plays), 1992
Most passed balls	32 in 1913
Fewest passed balls	0 in 1931
Highest fielding average	.985 in 1996 (.986, '95)
Lowest fielding average	.939 in 1912
Most games won	110 in 1927
Most home games won	65 in 1961
Most road games won	54 in 1939
Most games lost	103 in 1908
Highest percentage games won	.714 in 1927
Lowest percentage games won	.329 in 1912
Most shutouts won, season	24 in 1951
Most shutouts lost, season	27 in 1914
Most 1-0 games won	6 in 1908, 1968
Most 1-0 games lost	9 in 1914
Most consecutive games won, season	19 in 1947
Most consecutive games lost, season	13 in 1913
Most consecutive extra-inning games	4 in 1992
Most times league champions	34
Most runs, game	New York 25, Philadelphia 2, May 24, 1936
Most runs, game, by opponent, on road	Cleveland 24, New York 6, July 29, 1928
Most runs, game, by opponent, at home	Detroit 19, New York 1, June 17, 1925
	Toronto 19, New York 3, September 10, 1977
Most runs, shutout game	New York 21, Philadelphia 0
	August 13, 1939, Game 2, 8 innings
Most runs, shutout game, by opponent	Chicago 15, New York 0, July 15, 1907
	Chicago 15, New York 0, May 4, 1950
Most runs, doubleheader shutout	24, New York vs. Philadelphia, September 4, 1944
Longest 1-0 game won	15 innings, New York 1, Philadelphia 0, July 4, 1925, Game 1
Longest 1-0 game lost	14 innings, Boston 1, New York 0, September 24, 1969
Most runs, inning	14, N.Y. vs. Washington, July 6, 1920, fifth inning
Most hits, game	30, New York vs. Boston, September 28, 1923
Most doubles, game	10, New York at Toronto, April 12, 1988
Most home runs, game	8, New York vs. Philadelphia, June 28, 1939, Game 1
Most consecutive games, one or more home runs	25 (40 homers), 1941
Most home runs in consecutive games in which home runs were made	40 (25 games), 1941
Most total bases, game	53, New York vs. Philadelphia, June 28, 1939, Game 1
Most grand slams, game	2, New York vs. Philadelphia, May 24, 1936
	New York at Toronto, June 29, 1987

## ALL-TIME INDIVIDUAL BATTING RECORDS

Most years with Yankees	Yogi Berra	18	(1946-63)
	Mickey Mantle	18	(1951-68)
Most games, season	Bobby Richardson	162	(1961)
	Roy White	162	(1970)
	Chris Chambliss	162	(1978)
	Don Mattingly	162	(1986)
	Roberto Kelly	162	(1990)
Most at-bats, season	Bobby Richardson	692	(1962)
Most runs, season	Babe Ruth	177	(1921)*
Most hits, season	Don Mattingly	238	(1986)
Most singles, season	Steve Sax	171	(1989)
Most doubles, season	Don Mattingly	53	(1986)
Most triples, season	Earle Combs	23	(1927)
Most home runs, righthander, season	Joe DiMaggio	46	(1937)
Most home runs, lefthander, season	Roger Maris	61	(1961)*
	Babe Ruth	60	(1927)*
	Joe DiMaggio	29	(1936)
	Don Mattingly	6	(1987)*
Most home runs, rookie, season	Lou Gehrig	23*	
Most grand slam home runs, season	Babe Ruth	32	(1921) (PG)*
Most grand slam home runs, career	Lou Gehrig	30	(1934) (YS)
Most home runs, season, at home	Roger Maris	30	(1961) (YS)
	Babe Ruth	32	(1927)*
Most home runs, season, on the road	Joe DiMaggio	15	(7/37)
Most home runs, one month, righthanded	Babe Ruth	17	(9/27)*
Most home runs, one month, lefthanded	Babe Ruth	457	(1921)*
Most total bases, season	Willie Keeler	42	(1905)
Most sacrifice hits, season	Roy White	17	(1971)†
Most sacrifice flies, season	Rickey Henderson	93	(1988)
Most stolen bases, season	Ben Chapman	23	(1931)
Most caught stealing, season	Babe Ruth	170	(1923)*
Most walks, season	Danny Tartabull	156	(1993)
Most strikeouts, season	Joe Sewell	3	(1932)
Fewest strikeouts, season	Don Baylor	24	(1985)
Most hit by pitch, season			
Most times reaching on catcher's interference, season	Roberto Kelly	8	(1992)*
Most runs batted in, season	Lou Gehrig	184	(1931)†
Most consecutive games with a home run	Don Mattingly	8	(1987)*
Most consecutive games with an RBI	Babe Ruth	11	(1931)
Most consecutive games with run scored	Red Rolfe	18	(1939)*
Highest batting average, season	Babe Ruth	.393	(1923)
Highest slugging average, season	Babe Ruth	.847	(1920)*
Longest hitting streak	Joe DiMaggio	56	(1941)*
Most grounded into double plays, season	Dave Winfield	30	(1983)
Fewest grounded into double plays, season	Mickey Mantle	2	(1961)
	Mickey Rivers	2	(1977)

## ALL-TIME INDIVIDUAL PITCHING RECORDS

Most years with Yankees	Whitey Ford	16	(1950, 53-67)
Most games, RHP, season	Jeff Nelson	73	(1996)
Most games, LHP, season	Dave Righetti	74	(1985)
	Dave Righetti	74	(1986)
Most games started, season	Jack Chesbro	51	(1904)
Most completed games, season	Jack Chesbro	48	(1904)
Most games finished, RHP, season	Rich Gossage	58	(1980)
	John Wetteland	58	(1996)
	Dave Righetti	68	(1986)
Most games finished, LHP, season	Jack Chesbro	454	(1904)
Most innings pitched, season	Jack Chesbro	41	(1904)*
Most victories, RHP, season	Lefty Gomez	26	(1934)
Most victories, LHP, season	Bob Shawkey	4	
Most 20-victory seasons	Lefty Gomez	4	
	Red Ruffing	4	
Most losses, season	Al Orth	21	(1907)
	Joe Lake	21	(1908)
	Russ Ford	21	(1912)
	Sam Jones	21	(1925)
Highest winning percentage, season	Ron Guidry (25-3)	.893	(1978)
Most consecutive victories, season	Jack Chesbro	14	(1904)
	Whitey Ford	14	(1961)
Most consecutive losses, season	William Hogg	9	(1908)
	Thad Tillotson	9	(1967)
Most saves, LHP, season	Dave Righetti	46	(1986)*
Most saves, RHP, season	John Wetteland	43	(1996)
Most walks, LHP, season	Tommy Byrne	179	(1949)
Most walks, RHP, season	Bob Turley	177	(1955)
Most strikeouts, season	Ron Guidry	248	(1978)
Most strikeouts, 9-inning game	Ron Guidry	18	(6/17/78)
Most strikeouts, extra-inning game	Whitey Ford	15	(4/22/59)
Most shutouts, season	Ron Guidry	9	(1978)
Most 1-0 shutouts won, career	Bob Shawkey	7	
Most shutouts lost, season	Bill Zuber	7	(1945)
Most runs allowed, season	Russ Ford	165	(1912)
Most earned runs allowed, season	Sam Jones	127	(1925)
Most hits allowed, season	Jack Chesbro	337	(1904)
Most hit batsmen, season	John Warhop	26	(1909)
Most wild pitches, season	Tim Leary	23	(1990)
Most home runs allowed, season	Ralph Terry	40	(1962)
Lowest ERA, season, RHP	Spud Chandler	1.64	(1943)
Lowest ERA, season, LHP	Ron Guidry	1.74	(1978)

\*Major League Record

†American League Record

## YANKEES' SINGLE-SEASON TOP 10

At-Bats		Runs Scored		Hits		Doubles	
1. Richardson	692 1962	Ruth	177 1921	Mattingly	238 1986	Mattingly	53 1986
2. Clarke	686 1970	Gehrig	167 1936	Combs	231 1927	Gehrig	52 1927
3. Richardson	679 1964	Ruth	163 1928	Gehrig	220 1930	Mattingly	48 1985
4. Mattingly	677 1986	Gehrig	163 1931	Gehrig	218 1927	Gehrig	47 1926
5. Richardson	664 1965	Ruth	158 1920	DiMaggio	215 1937	Meusel	47 1927
6. Richardson	662 1961	Ruth	158 1927	Rolfe	213 1939	Gehrig	47 1928
7. Crosetti	656 1939	Ruth	151 1923	Gehrig	211 1931	Rolfe	46 1939
8. Mattingly	652 1985	DiMaggio	151 1937	Mattingly	211 1985	Ruth	45 1923
9. Sax	652 1991	Ruth	150 1930	Gehrig	210 1928	Meusel	45 1928
10. Sax	651 1989	Gehrig	149 1927	Gehrig	210 1934	Ruth	44 1921
		Ruth	149 1931			DiMaggio	44 1936
						Mattingly	44 1984

Triples		Home Runs		Runs Batted In		Total Bases	
1. Combs	23 1927	Maris	61 1961	Gehrig	184 1931	Ruth	457 1921
2. Combs	22 1930	Ruth	60 1927	Gehrig	175 1927	Gehrig	447 1927
3. Stirnweiss	22 1945	Ruth	59 1921	Gehrig	174 1930	Gehrig	419 1931
4. Cree	22 1911	Ruth	54 1928	Ruth	170 1921	DiMaggio	418 1937
5. Combs	21 1928	Ruth	54 1920	DiMaggio	167 1937	Ruth	417 1927
6. Gehrig	20 1926	Mantle	54 1961	Gehrig	165 1934	Gehrig	410 1931
7. Pipp	19 1924	Mantle	52 1956	Ruth	164 1927	Gehrig	409 1934
8. Gehrig	18 1927	Ruth	49 1930	Ruth	163 1931	Gehrig	403 1936
9. Gehrig	17 1930	Gehrig	49 1934	Gehrig	159 1937	Ruth	399 1923
10. 4 tied	16	Gehrig	49 1936	Ruth	155 1926	Ruth	391 1924
				DiMaggio	155 1948		

Stolen Bases		Walks		Strikeouts (Batter)		Batting Average	
1. Henderson	93 1988	Ruth	170 1923	Tartabull	156 1993	Ruth	.393 1923
2. Henderson	87 1986	Ruth	148 1920	Barfield	150 1990	DiMaggio	.381 1939
3. Henderson	80 1985	Mantle	146 1957	R. Kelly	148 1990	Gehrig	.379 1930
4. Maisel	74 1914	Ruth	144 1921	Clark	141 1988	Ruth	.378 1921
5. Chapman	61 1931	Ruth	144 1926	Bonds	137 1975	Ruth	.378 1924
6. Stirnweiss	55 1944	Ruth	142 1924	R. Jackson	133 1978	Ruth	.376 1920
7. Maisel	51 1915	Ruth	138 1927	R. Jackson	129 1977	Gehrig	.374 1928
8. Cree	48 1911	Ruth	136 1930	Maas	128 1991	Gehrig	.373 1927
9. Fultz	44 1905	Ruth	135 1928	Mantle	126 1959	Ruth	.373 1931
10. Rivers	43 1976	Gehrig	132 1935	Mantle	125 1960	Ruth	.372 1925
Sax	43 1989						
Sax	43 1990						

Hitting Streaks		Games Pitched		Complete Games		Wins	
1. DiMaggio	56 1941	Righetti	74 1985	Chesbro	48 1904	Chesbro	41 1904
2. Chase	33 1907	Righetti	74 1986	Powell	38 1904	Orth	27 1908
3. Peckinpough	29 1919	Nelson	73 1996	Orth	36 1906	Mays	27 1921
4. Combs	29 1931	Lyle	72 1977	Chesbro	33 1903	R. Ford	26 1910
5. Gordon	29 1942	Guetterman	70 1989	R. Ford	32 1912	Mays	26 1920
6. Ruth	26 1921	Cadaret	68 1991	Mays	30 1921	Bush	26 1922
7. Mattingly	24 1986	Lyle	66 1974	Hunter	30 1975	Gomez	26 1934
8. DiMaggio	23 1940	Habyan	66 1991	R. Ford	29 1910	Guidry	25 1978
9. DiMaggio	22 1937	Arroyo	65 1961	Orth	26 1905	W. Ford	25 1961
10. B. Williams	21 1993	Ramos	65 1965	Mays	26 1920	Chesbro	24 1906
Pipp	21 1923	Womack	65 1967			Shawkey	24 1916
						Pipgras	24 1928
						W. Ford	24 1963

Shutouts		Strikeouts (Pitcher)		ERA		Saves	
1. Guidry	9 1978	Guidry	248 1978	Chandler	1.64 1943	Righetti	46 1986
2. R. Ford	8 1910	Chesbro	239 1904	R. Ford	1.65 1910	Wetteland	43 1996
3. W. Ford	8 1964	M. Perez	218 1992	Guidry	1.74 1978	Righetti	36 1990
4. Reynolds	7 1951	Downing	217 1964	Chesbro	1.82 1904	Lyle	35 1972
5. W. Ford	7 1958	Turley	210 1955	Vaughn	1.83 1910	Gossage	33 1980
6. Stottlemire	7 1971	R. Ford	209 1910	Lake	1.88 1909	Righetti	31 1984
7. Stottlemire	7 1972	W. Ford	209 1961	Caldwell	1.94 1914	Righetti	31 1987
8. Hunter	7 1975	Powell	202 1904	W. Ford	2.01 1958	Wetteland	31 1995
9. John, tied	6 1980	Guidry	201 1979	Cullop	2.05 1916	Farr	30 1992
12 others		Ruffing	194 1937	Bahnsen	2.06 1968	Gossage	30 1982

### LONGEST YANKEE WINNING STREAKS

19	.....	1947
18	.....	1953
16	.....	1926
15	.....	1906
15	.....	1960
14	.....	1941
13	.....	1954
13	.....	1961

### LONGEST YANKEE LOSING STREAKS

13 (1 Tie)	.....	1913
12	.....	1908
11	.....	1911
9	.....	1912 (twice)
9	.....	1916
9	.....	1945
9	.....	1953
9	.....	1982

## NEW YORK YANKEES 20-GAME WINNERS

Year	Pitcher	W	L	Year	Pitcher	W	L
1903	Jack Chesbro	21	15	1939	Red Ruffing	21	7
1904	Jack Chesbro	41	12	1942	Ernie Bonham	21	5
	Jack Powell	23	19	1943	Spud Chandler	20	4
1906	Albert Orth	27	17	1946	Spud Chandler	20	8
	Jack Chesbro	24	16	1949	Vic Raschi	21	10
1910	Russell Ford	26	6	1950	Vic Raschi	21	8
1911	Russell Ford	22	11	1951	Eddie Lopat	21	9
1916	Bob Shawkey	24	14		Vic Raschi	21	10
1919	Bob Shawkey	20	11	1952	Allie Reynolds	20	8
1920	Carl Mays	26	11	1954	Bob Grim	20	6
	Bob Shawkey	20	13	1958	Bob Turley	21	7
1921	Carl Mays	27	9	1961	Whitey Ford	25	4
1922	Joe Bush	26	7	1962	Ralph Terry	23	12
	Bob Shawkey	20	12	1963	Whitey Ford	24	7
1923	Sad Sam Jones	21	8		Jim Bouton	21	7
1924	Herb Pennock	21	9	1965	Mel Stottlemyre	20	9
1926	Herb Pennock	23	11	1968	Mel Stottlemyre	21	12
1927	Waite Hoyt	22	7	1969	Mel Stottlemyre	20	14
1928	George Pipgras	24	13	1970	Fritz Peterson	20	11
	Waite Hoyt	23	7	1975	Catfish Hunter	23	14
1931	Lefty Gomez	21	9	1978	Ron Guidry	25	3
1932	Lefty Gomez	24	7		Ed Figueroa	20	9
1934	Lefty Gomez	26	5	1979	Tommy John	21	9
1936	Red Ruffing	20	12	1980	Tommy John	22	9
1937	Lefty Gomez	21	11	1983	Ron Guidry	21	9
	Red Ruffing	20	7	1985	Ron Guidry	22	6
1938	Red Ruffing	21	7	1996	Andy Pettitte	21	8

**YANKEE PITCHERS AS BATTERS...** Since the inception of the designated hitter rule in 1973, only 5 Yankee pitchers have come to bat in regular-season play...Lindy McDaniel was 0-2 in 1973...Sparky Lyle was 0-1 in 1974...Catfish Hunter was 0-1 in 1976...Ron Davis struck out against Mark Clear in Anaheim on 7/14/79 and struck out against Bill Castro of Milwaukee on 4/20/80...Rick Rhoden, the last Yankee pitcher to hit, started as the designated hitter on 8/11/88 vs Baltimore and batted seventh in the lineup...Rhoden grounded out to third base in the third inning off Jeff Ballard, scoring Jay Buhner from third...Rhoden's AB was the first instance since the inception of the DH that a pitcher started and played a game as the DH...he also became the first American League pitcher to bat since Detroit's Mike Henneman hit on 9/26/87...as a team, the Yankees recorded 44,059 at-bats between Davis' last at-bat and Rhoden's first at-bat...the last Yankee pitcher to get a hit in regular- or post-season play was Larry Gowell, who on 10/4/72 at Yankee Stadium singled off Milwaukee's Jim Lonborg.

## YANKEE FREE-AGENT SIGNINGS

C. Hunter	12/31/74	C. Washington	12/11/86	D. Tartabull	1/6/92
D. Gullett	11/18/76	L. Sakata	12/16/86	M. Gallego	1/7/92
R. Jackson	11/29/76	G. Ward	12/24/86	S. Owen	12/4/92
R. Gossage	11/22/77	T. John	1/8/87	S. Howe	12/8/92
R. Eastwick	12/9/77	W. Tolleson	1/8/87	J. Key	12/10/92
L. Tiant	11/13/78	W. Randolph	1/8/87	<b>W. Boggs</b>	<b>12/15/92</b>
T. John	11/22/78	B. Shirley	1/28/87	L. Polonia	12/20/93
R. May	11/8/79	R. Cerone	2/13/87	D. Pall	1/18/94
B. Watson	11/8/79	R. Guidry	5/1/87	S. Bankhead	11/1/94
D. Winfield	12/15/80	D. Righetti	12/23/87	T. Fernandez	12/14/94
B. Castro	2/15/81	J. Clark	1/6/88	<b>D. Gooden</b>	<b>10/16/96</b>
R. Guidry	12/15/81	J. Candelaria	1/18/88	<b>W. Boggs</b>	<b>12/5/95</b>
D. Collins	12/23/81	J. Cruz	2/25/88	<b>M. Duncan</b>	<b>12/11/95</b>
D. Baylor	12/1/82	S. Sax	11/23/88	<b>D. Cone</b>	<b>12/21/95</b>
S. Kemp	12/9/82	D. LaPoint	12/3/88	<b>K. Rogers</b>	<b>1/4/96</b>
B. Shirley	12/15/82	A. Hawkins	12/8/88	<b>M. Stanton</b>	<b>12/11/96</b>
D. Murray	11/21/83	J. Quirk	12/20/88	<b>D. Wells</b>	<b>12/19/96</b>
P. Niekro	1/6/84	R. Guidry	2/3/89	<b>M. Whiten</b>	<b>1/9/97</b>
E. Whitson	12/27/84	T. John	2/13/89		
J. Niekro	1/8/86	P. Perez	11/21/89		
P. Niekro	1/8/86	M. Hall	11/30/89		
B. Wynegar	1/8/86	R. Cerone	12/22/89		
A. Holland	2/6/86	D. Garcia	12/22/89		
T. John	5/2/86	T. Leary	11/19/90		
R. Scurry	12/5/86	S. Farr	11/26/90		

# YANKEE ALL-TIME PACE-SETTERS

## BATTING CHAMPIONS

Babe Ruth	1924
Lou Gehrig	1934
Joe DiMaggio	1939, 1940
Snuffy Stirnweiss	1945
Mickey Mantle	1956
Don Mattingly	1984
<b>Paul O'Neill</b>	<b>1994</b>

## HOME RUN CHAMPIONS

Wally Pipp	1916, 1917
Babe Ruth	1920, 1921, 1923, 1924, 1926, 1927, 1928, 1929, 1930, 1931
Bob Meusel	1925
Lou Gehrig	1931, 1934, 1936
Joe DiMaggio	1937, 1948
Nick Etten	1944
Mickey Mantle	1955, 1956, 1958, 1960
Roger Maris	1961
Graig Nettles	1976
Reggie Jackson	1980

## A.L. ROOKIE OF YEAR AWARDS

Gil McDougald, 3b	1951
Bob Grim, p	1954
Tony Kubek, inf-of	1957
Tom Tresh, ss-of	1962
Stan Bahnsen, p	1968
Thurman Munson, c	1970
Dave Righetti, p	1981
<b>Derek Jeter</b>	<b>1996</b>

## RBI CHAMPIONS

Wally Pipp	1916
Babe Ruth	1920, 1921, 1923, 1926, 1928
Bob Meusel	1925
Lou Gehrig	1927, 1928, 1930, 1931, 1934
Joe DiMaggio	1941, 1948
Nick Etten	1945
Mickey Mantle	1956
Roger Maris	1960, 1961
Don Mattingly	1985

## MOST VALUABLE PLAYERS

Babe Ruth	1923
Lou Gehrig	1927, 1936
Joe DiMaggio	1939, 1941, 1947
Joe Gordon	1942
Spud Chandler	1943
Phil Rizzuto	1950
Yogi Berra	1951, 1954, 1955
Mickey Mantle	1956, 1957, 1962
Roger Maris	1960, 1961
Elston Howard	1963
Thurman Munson	1976
Don Mattingly	1985

## CY YOUNG AWARDS

Bob Turley	1958
Whitey Ford	1961
Sparky Lyle	1977
Ron Guidry	1978

# OUTSTANDING YANKEE BATTING FEATS

## FOUR HOME RUNS ONE GAME

Lou Gehrig	6/3/32
------------	--------

## THREE HOME RUNS ONE GAME

Tony Lazzeri	1927, 1936
Lou Gehrig	1927, 1929, 1930
Babe Ruth	1930
Babe Ruth (World Series)	1926, 1928
Ben Chapman	1932
Joe DiMaggio	1937, 1948, 1950
Bill Dickey	1939
Charlie Keller	1940
Johnny Mize	1950
Mickey Mantle	1955
Tom Tresh	1965
Bobby Murcer	1970, 1973
Cliff Johnson	6/30/77
Reggie Jackson (World Series)	10/18/77
Mike Stanley	8/10/95
<b>Paul O'Neill</b>	<b>8/31/95</b>
<b>Darryl Strawberry</b>	<b>8/6/96</b>

## HOME RUN, FIRST M.L. AT-BAT

John Miller	1966
-------------	------

## SWITCH-HITTING HR, ONE GAME

Mickey Mantle	*10 times
Roy White	5 times
Tom Tresh	3 times
Roy Smalley	9/5/82 @KC
<b>Bernie Williams</b>	<b>6/6/94 @Tex</b>
<b>Bernie Williams</b>	<b>10/6/95 @Sea</b>
Ruben Sierra	6/22/96 @Cle
<b>Bernie Williams</b>	<b>9/12/96 @Det</b>
<b>Bernie Williams</b>	<b>10/5/96 @Tex</b>

## HOME RUN, FIRST TWO M.L. GAMES

Joe Lefebvre	1980
--------------	------

## TRIPLE CROWN WINNERS

Lou Gehrig	1934
Mickey Mantle	1956

## TWO HOME RUNS ONE INNING

Joe DiMaggio	1936
Joe Pepitone	1962
Cliff Johnson	1977

## FOUR CONSECUTIVE HOME RUNS

Lou Gehrig	1932
John Blanchard	1961
Mickey Mantle	1962
Bobby Murcer	1970

## TWO CONSECUTIVE PINCH HR

Ray Caldwell	1915
Charlie Keller	1948
John Blanchard	1961
Ray Barker	1965

## 200 HITS ROOKIE SEASON

Earle Combs	(203) 1925
Joe DiMaggio	(206) 1936

## SIX HITS ONE GAME

Myril Hoag	6/6/34 (1st game)
Gerald Williams	5/1/96 @Bal(15innings)

## CENTERFIELD BLEACHER HOME RUNS, NEW YANKEE STADIUM

Singleton, Baltimore	1977
Jackson, New York (World Series)	1977
Jackson, New York	1981
Greenwell, Boston	1987
Buhner, Seattle	1988
Maldonado, Toronto	1992
Tartabull, New York	1993
James, New York	1993
<b>BWilliams, New York</b>	<b>4/7/94</b>
Tartabull, New York	5/8/94
Tartabull, New York	7/5/94
<b>Tino Martinez, Seattle</b>	<b>6/11/95</b>
Alex Rodriguex, Seattle	8/17/96

# NEW YORK YANKEE A.L. BATTING CHAMPIONS

Year	Yankee	AVG.	G	AB	R	H	2B	3B	HR	RBI
1924	Babe Ruth	.378*	153	529	*143	200	39	7	*46	121
1934	Lou Gehrig	.363*	154	579	128	210	40	6	*49	*165
1939	Joe DiMaggio	.381*	120	462	108	176	32	6	30	126
1940	Joe DiMaggio	.352*	132	508	93	179	28	9	31	133
1945	Snuffy Stirnweiss	.309*	152	632	*107	*195	32	*22	10	64
1956	Mickey Mantle	.353*	150	533	*132	188	22	5	*52	*130
1984	Don Mattingly	.343*	153	603	91	*207	*44	2	23	110
1994	<b>Paul O'Neill</b>	<b>.359*</b>	<b>103</b>	<b>368</b>	<b>68</b>	<b>132</b>	<b>25</b>	<b>1</b>	<b>21</b>	<b>83</b>

# NEW YORK YANKEES SINGLE-GAME RECORDS

## BATTING

### AT-BATS

11 Bobby Richardson 6/24/62  
(22 Innings)

### RUNS

5 Twelve times, last by Don Mattingly  
on 4/30/88 vs Tex

### HITS

6 Myril Hoag 6/6/34, GWilliams 5/1/96

### DOUBLES

4 Johnny Lindell 8/17/44  
4 Jim Mason 7/8/74

### TRIPLES

3 Hal Chase 8/30/06  
3 Earle Combs 9/22/27  
3 Joe DiMaggio 8/28/38

### HOME RUNS

4 Lou Gehrig 6/3/32

### TOTAL BASES

16 Lou Gehrig 6/3/32

### RBI

11 Tony Lazzeri 5/24/36

### GRAND SLAMS

2 Tony Lazzeri 5/24/36

### SACRIFICE FLIES

3 Bob Meusel 9/15/26  
3 Don Mattingly 5/3/86

### STOLEN BASES

4 Sixteen times, last by GWilliams  
on 6/2/96 @Oak

### TIMES CAUGHT STEALING

3 Fritz Maisel 4/26/16  
3 Lee Magee 6/29/16

### WALKS

5 Harry Hemphill 8/3/11  
5 Roger Peckinpaugh 6/2/19  
5 Whitey Witt 7/2/24  
5 Lou Gehrig 8/27/35  
5 Ben Chapman 5/24/36  
5 Hersh Martin 9/1/45

### STRIKEOUTS

5 Johnny Broaca 6/25/34  
5 **Bernie Williams 8/21/91**

### GROUNDED INTO DOUBLE PLAYS

3 Eddie Robinson 5/30/55  
3 Jim Leyritz 7/4/90  
3 Matt Nokes 5/3/92

## PITCHING

### WALKS

15 Boardwalk Brown 7/12/14

### STRIKEOUTS

18 Ron Guidry 6/17/78

### BALKS

4 Vic Raschi 5/3/50

### CONSECUTIVE STRIKEOUTS

8 Ron Davis 5/4/81

## NEW YORK YANKEES 200-HIT CLUB

Year	Yankee	AVG	AB	H	Year	Yankee	AVG	AB	H
1921	Babe Ruth	.378	540	204	1936	Joe DiMaggio	.323	637	206
1923	Babe Ruth	.393	522	205		Lou Gehrig	*.354	579	205
1924	Babe Ruth	*.378	529	200	1937	Joe DiMaggio	.346	621	215
1925	Earle Combs	.342	593	203		Lou Gehrig	.351	569	200
1927	Earle Combs	.356	*648	*231	1939	Red Rolfe	.329	648	*213
	Lou Gehrig	.373	584	218	1944	George Stirnweiss	.319	643	*205
1928	Lou Gehrig	.374	562	210	1950	Phil Rizzuto	.324	617	200
1929	Earle Combs	.345	586	202	1962	Bobby Richardson	.302	*692	*209
1930	Lou Gehrig	.379	581	220	1984	Don Mattingly	*.343	603	*207
1931	Lou Gehrig	.341	619	*211	1985	Don Mattingly	.324	652	211
1932	Lou Gehrig	.349	596	208	1986	Don Mattingly	.352	677	*238
1934	Lou Gehrig	*.363	579	210	1989	Steve Sax	.315	651	205

## NEW YORK YANKEES MOST VALUABLE PLAYERS

YEAR	PLAYER	AGE	POS	G	AB	R	H	2B	3B	HR	RBI	BA	E
1923	Babe Ruth	28	OF-1B	152	522	*151	205	45	13	*41	+130	.393	11
1927	Lou Gehrig	24	1B	*155	584	149	218	*52	18	*47	*175	.373	15
1936	Lou Gehrig	33	1B	+155	579	167	205	37	7	*49	152	.354	9
1939	Joe DiMaggio	25	OF	120	462	108	176	32	6	30	126	*.381	5
1941	Joe DiMaggio	27	OF	139	541	122	193	43	11	30	*125	.357	9
1942	Joe Gordon	27	2B	147	538	88	173	29	4	18	103	.322	*28

YEAR	PITCHER	AGE	POS	G	IP	W	L	PCT.	H	R	ER	SO	BB	ERA
1943	Spud Chandler	36	RHP	30	253	*20	4	*.833	197	62	46	134	54	*1.64

YEAR	PLAYER	AGE	POS	G	AB	R	H	2B	3B	HR	RBI	BA	E
1947	Joe DiMaggio	33	CF	141	534	97	168	31	10	20	97	.315	1
1950	Phil Rizzuto	32	SS	155	617	125	200	36	7	7	66	.324	14
1951	Yogi Berra	26	C	141	547	92	161	19	4	27	88	.294	+13
1954	Yogi Berra	29	C	151	584	88	179	28	6	22	125	.307	8
1955	Yogi Berra	30	C	147	541	84	147	20	3	27	108	.272	*13
1956	Mickey Mantle	24	OF	150	533	*132	188	22	5	*52	*130	*.353	4
1957	Mickey Mantle	26	OF	144	474	*121	173	28	6	34	94	.365	7
1960	Roger Maris	26	CF	136	499	98	141	18	7	39	*112	.283	4
1961	Roger Maris	27	OF	161	590	+132	159	16	4	*61	*142	.269	9
1962	Mickey Mantle	31	CF	123	377	96	121	15	1	30	89	.321	5
1963	Elston Howard	34	C	135	487	75	140	21	6	28	85	.287	5
1976	Thurman Munson	29	C	152	616	79	186	27	1	17	105	.302	14
1985	Don Mattingly	24	1B	159	652	107	211	*48	3	35	*145	.324	7

\*LEAGUE LEADER

+TIED FOR LEAGUE LEAD



## YANKEE GRAND SLAMS

The Yankees hit 3 grand slams last season after hitting 4 slams in '95...hitting grand slams in 1996 for the Yankees were **Bernie Williams** (4/26 vs Min off Radke and 9/12 @ Det off Lima) and **Tino Martinez** (5/1 @ Bal off Myers in the 15th inning)...Yankees went 3-0 in those games...Yankee pitchers in '96 allowed 4 grand slams (club-record of 8 grand slams in '95)...the Yankees' most recent cluster of grand slams came in April 1994, when they hit 3 grand slams in 5-day span from 4/22-4/27 (O'Neill, Nokes, Leyritz)...Yankees' 10 slams in 1987 tied the Major League record...Mattingly hit 6 of the 10...the franchise has hit 272 grand slams in 270 games...have posted a 239-30-1 record in those games, including 130-13 in home games and 109-17-1 in road games...the club has had 2 multi-slam games, on 6/29/87 @Tor (Winfield & Mattingly) and on 5/24/36 @Phi (Lazzeri 2)...four pitchers have hit grand slams for the Yankees, including Red Ruffing (1933), Spud Chandler (1940), Don Larsen (1956) and Mel Stottlemyre (1965)...there have been 13 pinch-hit grand slams in Yankee history, the last by Jose Cruz on 7/16/88 vs the White Sox off Melido Perez...only 20 times in Major League history have there been last-inning grand slams that have taken the team to sudden victory when trailing by 3 runs...Babe Ruth is the only Yankee to do it, hitting a 1-out grand slam off Chicago's Sarge Connally in the ninth inning of New York's 6-5 win on 9/24/25...Ruth twice hit slams on consecutive days.

CAREER leaders	NO.	SEASON leaders	NO.	YEAR	CLUB, SEASON
L. Gehrig	23	D. Mattingly	6	1987	10 1987
J. DiMaggio	13	T. Henrich	4	1948	7 1980, 1948, 1940
B. Ruth	12	L. Gehrig	4	1934	6 1962, 1937, 1935
M. Mantle	9	J. DiMaggio	3	1937	1932, 1931, 1930,
Y. Berra	8	L. Gehrig	3	1931	1929, 1927
B. Dickey	8	B. Ruth	3	1931	
T. Lazzeri	8	M. Stanley	3	1993	<b>SLAMS ALLOWED</b>
C. Keller	7				8 1995
D. Mattingly	6				6 1935
M. Stanley	6				1959
M. Skowron	5				1984
J. Pepitone	5				1990
D. Winfield	5				1991

## GRAND SLAMS BY CURRENT YANKEES

PLAYER	NO.	LAST	SITE	PITCHER
Wade Boggs	3	6/12/92	SkyDome	Dave Stieb (Tor)
Mariano Duncan	3	9/28/93	Three Rivers Stadium	Denny Neagle (Pit)
Cecil Fielder	10	7/7/96	Tiger Stadium	Jeff Ware (Tor)
Tino Martinez	3	4/30/96	Camden Yards	Keith Shepherd (Bal)
Tim Lincecum	5	10/1/90	Olympic Stadium	Frank DiPino (StL)
Paul O'Neill	2	4/22/94	Yankee Stadium	Todd Van Poppel Oak)
Bernie Williams	4	9/12/96	Tiger Stadium	Jose Lima (Det)
Mark Whiten	4	8/16/96	Kingdome	Bob Wickman (NYY)
Darryl Strawberry	6	7/14/94	Olympic Stadium	Pedro Martinez (Mon)

## YANKEE PINCH-HIT HOME RUNS

The Yankees recorded 1 pinch-hit home runs in 1996...was hit by Ruben Rivera (9/16 @Tor off Chuck Flenner)...Yankees in '95 allowed 2 pinch-hit homers, by Pedro Munoz on 7/13 vs Min off Steve Howe and by Matt Mieske on 9/27 @Mil off Rick Honeycutt...franchise has 213 pinch-hit HR, including 13 pinch-hit grand slams...Dion James' home run on 5/2/92 vs Min off Gary Wayne was the 200th pinch-hit HR in franchise history...Claudell Washington's pinch-hit HR on 4/20/88 @Min off Jeff Reardon was the 10,000th home run in franchise history.

CAREER leaders	NO.	SEASON leaders	NO.	YEAR	CLUB, SEASON
Y. Berra	9	J. Blanchard	4	1961	10 1961
B. Cerv	8	K. Phelps	3	1989	8 1954
M. Mantle	7	D. Pasqua	3	1987	7 1986, 1960, 1953
B. Murcer	7	B. Murcer	3	1981	6 1990, 1987, 1980,
J. Blanchard	6	R. Barker	3	1965	1966, 1959
J. Mize	5	B. Cerv	3	1961	
M. Skowron	5	J. Mize	3	1953	
		T. Henrich	3	1950	

## PINCH-HIT HOME RUNS BY CURRENT YANKEES

PLAYER	NO.	LAST	SITE	PITCHER
Wade Boggs	1	5/31/95	Kingdome	Bob Wells (Sea)
Mariano Duncan	1	9/7/93	Veterans Stadium	Randy Myers (Chi)
Tony Fernandez	1	4/25/94	Riverfront Stadium	Randy Myers (Chi)
Joe Girardi	1	8/6/95	Coors Field	Trevor Hoffman (SD)
Paul O'Neill	2	5/12/87	Shea Stadium	David Cone (NYM)
Ruben Rivera	1	9/16/96	Skydome	Huck Flenner (Tor)
Mark Whitten	3	8/16/96	Kingdome	Bob Wickman (NYY)

## QUESTIONS FREQUENTLY ASKED

**QUALIFICATIONS FOR BATTING & SLUGGING CHAMPIONSHIP**—The player with the highest batting average or slugging percentage, provided he is credited with as many or more total plate appearances in League Championship games as the number of games scheduled for each club, multiplied by 3.1 (502 plate appearances for a 162-game schedule). **EXCEPTION:** If there is any player with fewer than the required number of plate appearances or official at-bats, whose average would be the highest if he were charged with the required number of plate appearances or official at-bats, then that player shall be awarded the batting or slugging championship.

**QUALIFICATIONS FOR PITCHING CHAMPIONSHIP**—The pitcher with the lowest earned-run average, provided he has pitched at least as many innings as the number of games scheduled for each club in his league that season.

**QUALIFICATIONS FOR A FIELDING CHAMPIONSHIP**—The individual fielding champion shall be the players with the highest fielding average at each position, provided: (1) A catcher must have participated as a catcher in at least one-half the number of games scheduled for each club in his league that season; (2) An infielder or outfielder must have participated at his position in at least two-thirds of the number of games scheduled for each club in his league that season; (3) A pitcher must have pitched at least as many innings as the number of games scheduled for each club in his league that season. **EXCEPTION:** If another pitcher has a fielding average as high or higher, and has handled more total chances in a lesser number of innings, he shall be the fielding champion.

**PLAYER LIMITS**—40, until Opening Day when the number must be reduced to no higher than 25 until September 1st, when it again becomes 40.

**WAIVER AND DRAFT PRICE INFORMATION:**

Waiver Price	\$20,000
Waiver Price (Draft Excluded)	\$25,000
Major League Draft Price	\$50,000

**TRADING DEADLINE**—The "trading deadline" is July 31. Waivers are required for any inter- or intra-Major League assignment during the period beginning August 1 and ending at 5 pm ET the day after the end of the season. During the other 10 months of the year, no waivers are required and trades may be made between clubs of both leagues at any time.

**QUALIFICATIONS FOR A SAVE**—A relief pitcher shall be credited with a save if he is the finishing pitcher in a game won by his club and he is not the winning pitcher and he enters the game with a lead of no more than 3 runs for at least one inning, or he enters the game with the potential tying run either on base, at-bat, or on deck, or he pitches effectively for at least three innings.

**QUALIFICATIONS FOR A "ROOKIE"**—A player shall be considered a rookie unless, during a previous season or seasons, he has (A) exceeded 130 at-bats or 50 innings pitched in the Major Leagues or (B) accumulated more than 45 days on the active roster of a Major League club or clubs during the period of the 25-player limit (excluding time in military service).

**LEAGUE CURFEW**—All night games must be called at 1:00 AM local time. If an inning is started prior to 1:00 AM local time, it can be completed. A game called at the end of a complete inning with the score tied after nine innings is a suspended game, to be resumed according to major league rules. Curfews shall be waived for the final series of the season in each of the two parks of the two contesting teams.

**DISABLED LISTS**—

- 1) **15-DAY:** No limit on number of players.
- 2) **60-DAY:** No limit on number of players. Players may only be placed on this list when club is at the maximum of 40 players. Players carried on this list are not counted in 40-man roster limit. If placed or transferred here after 60 days prior to the final game of the season, player must remain here through post-season.

**IMPORTANT DATES IN FREE AGENCY** (as of January 1, 1997) --

**JANUARY 7-17:** Period in which players may make submission to arbitration.

**JAN. 8:** Last day for former clubs to re-sign players who refused arbitration.

**FEBRUARY 3-21:** Salary arbitration hearings held.

**OCTOBER:** The day following the last game of the World Series is the commencement of a 15-day period during which eligible players may elect free agency. Players with at least 4 years, but less than 6 years, of Major League service who have completed the terms of their Uniform Player's Contracts will become restricted free agents. Players with 6 years or more of Major League service who have completed the terms of their U.P.C.'s will become unrestricted free agents. Also is the last date for qualifying offers to restricted free agents in order to retain "right of first refusal."

## YANKEE ALL-STAR GAME SELECTIONS

- 1933 - Chapman\*, lf; Dickey, c; Gehrig\*, 1b; Gomez†, p; Lazzeri, 2b; Ruth\*, rf.  
 1934 - Chapman, of; Dickey\*, c; Gehrig\*, 1b; Gomez†, p; Ruffing, p; Ruth\*, rf.  
 1935 - Chapman, of; Gehrig\*, 1b; Gomez†, p.  
 1936 - Crosetti, ss; Dickey, c; DiMaggio\*, rf; Gehrig\*, 1b; Gomez, p; Pearson, p; Selkirk, of.  
 1937 - Dickey\*, c; DiMaggio\*, rf; Gehrig, 1b; Gomez†, p; Murphy, p; Rolfe\*, 3b.  
 1938 - Dickey\*, c; DiMaggio\*, rf; Gehrig, 1b; Gomez†, p; Rolfe, 3b; Ruffing, p.  
 1939 - Crosetti, ss; Dickey\*, c; DiMaggio\*, cf; Gomez, p; Gordon\*, 2b; Murphy, p; Rolfe, 3b; Ruffing, p; Selkirk\*, lf.  
 1940 - Dickey\*, c; DiMaggio\*, cf; Gordon\*, 2b; Keller\*, rf; Pearson, p; Rolfe, 3b; Ruffing†, p.  
 1941 - Dickey\*, c; DiMaggio\*, cf; Gordon, 2b; Keller, of; Ruffing, p; Russo, p.  
 1942 - Bonham, p; Chandler†, p; Dickey, c; DiMaggio\*, cf; Gordon\*, 2b; Henrich\*, rf; Rizzuto, ss; Rosar, c; Ruffing, p.  
 1943 - Bonham, p; Chandler, p; Dickey, c; Gordon, 2b; Keller, of; Lindell, of.  
 1944 - Borowy†, p; Hemsley, c; Page, p.  
 1945 - NO GAME  
 1946 - Chandler, p; Dickey, c; DiMaggio\*, cf; Gordon, 2b; Keller\*, rf; Stirnweiss, 3b.  
 1947 - Chandler, p; DiMaggio\*, cf; Henrich, of; Johnson, 3b; McQuinn\*, 1b; Page, p; Robinson, c; Shea, p; Keller, of.  
 1948 - Berra, c; DiMaggio\*, of; Henrich†, rf; McQuinn, 1b; Page, p; Raschi, p.  
 1949 - Berra, c; DiMaggio\*, cf; Henrich, of; Raschi, p; Reynolds, p.  
 1950 - Berra\*, c; Byrne, p; Coleman, 2b; DiMaggio, of; Henrich, 1b; Raschi†, p. Reynolds, p; Rizzuto\*, ss.  
 1951 - Berra\*, c; DiMaggio, of; Lopat, p; Rizzuto, ss.  
 1952 - Bauer\*, rf; Berra\*, c; Mantle, of; Raschi†, p; Reynolds, p; Rizzuto, ss; McDougald, 2b.  
 1953 - Bauer\*, rf; Berra\*, c; Mantle\*, cf; Mize, 1b; Reynolds, p; Rizzuto, ss; Sain, p.  
 1954 - Bauer, of; Berra\*, c; Ford†, p; Mantle\*, cf; Noren, of; Reynolds, p.  
 1955 - Berra\*, c; Ford, p; Mantle, of; Turley, p.  
 1956 - Berra\*, c; Ford, p; Kucks, p; Mantle\*, cf; Martin, 2b; McDougald, ss.  
 1957 - Berra\*, c; Grim, p; Howard, c; Mantle\*, cf; McDougald, ss; Richardson, 2b; Shantz, p; Skowron, 1b.  
 1958 - Berra, c; Duren, p; Ford, p; Howard, c; Kubek, inf; Mantle\*, cf; McDougald, 2b; Skowron, 1b; Turley†, p.  
 1959 - Berra<sup>3</sup>, c; Duren<sup>3</sup>, p; Ford<sup>1</sup>, p; Mantle<sup>3</sup>, of; McDougald<sup>1</sup>, ss; Richardson<sup>3</sup>, 2b; Skowron<sup>1</sup>, 1b; Howard<sup>2</sup>, c; Kubek<sup>2</sup>, ss.  
 1960 - Berra<sup>3</sup>, c; Coates<sup>3</sup>, p; Ford†<sup>3</sup>, p; Howard<sup>3</sup>, c; Mantle<sup>3</sup>, cf; Maris<sup>3</sup>, rf; Skowron<sup>3</sup>, 1b.  
 1961 - Arroyo<sup>2</sup>, p; Berra<sup>3</sup>, of; Ford<sup>3</sup>, p; Howard<sup>3</sup>, c; Kubek<sup>3</sup>, ss; Mantle<sup>3</sup>, cf; Maris<sup>3</sup>, rf; Skowron<sup>2</sup>, 1b.  
 1962 - Berra<sup>2</sup>, c; Howard<sup>3</sup>, c; Mantle<sup>3</sup>, rf; Maris<sup>3</sup>, cf; Richardson<sup>3</sup>, 2b; Terry<sup>3</sup>, p; Tresh<sup>3</sup>, ss.  
 1963 - Bouton, p; Howard, c; Mantle, of; Pepitone\*, 1b; Richardson, 2b; Tresh, of.  
 1964 - Ford, p; Howard\*, c; Mantle\*, cf; Pepitone, 1b; Richardson, 2b.  
 1965 - Howard, c; Mantle, of; Pepitone, 1b; Richardson, 2b; Stottlemire, p.  
 1966 - Richardson, 2b; Stottlemire, p.  
 1967 - Downing, p; Mantle, 1b.  
 1968 - Mantle, 1b; Stottlemire, p.  
 1969 - Stottlemire†, p; White, of.  
 1970 - Peterson, p; Stottlemire, p; White, of.  
 1971 - Munson, c; Murcer\*, cf.  
 1972 - Murcer\*, cf.  
 1973 - Lyle, p; Munson, c; Murcer\*, lf.  
 1974 - Munson\*, c; Murcer\*, cf.  
 1975 - Bonds\*, cf; Hunter, p; Munson\*, c; Nettles\*, 3b.  
 1976 - Chambliss, 1b; Hunter, p; Lyle, p; Munson\*, c; Randolph, 2b; Rivers, of.  
 1977 - Jackson\*, rf; Lyle, p; Munson, c; Nettles, 3b; Randolph\*, 2b.  
 1978 - Gossage, p; Guidry, p; Jackson\*, of; Nettles, 3b.  
 1979 - Guidry, p; Jackson, of; John, p; Nettles, 3b.  
 1980 - Dent\*, ss; Gossage, p; Jackson\*, rf; John, p; Nettles\*, 3b; Randolph\*, 2b.  
 1981 - Davis, p; Dent\*, ss; Gossage, p; Jackson\*, rf; Randolph\*, 2b; Winfield\*, cf.  
 1982 - Gossage, p; Guidry, p; Winfield, of.  
 1983 - Guidry, p; Winfield\*, rf.  
 1984 - Niekro, p; Mattingly, 1b; Winfield\*, lf.  
 1985 - Henderson\*, cf; Mattingly, 1b; Winfield\*, rf.  
 1986 - Henderson\*, lf; Mattingly, 1b; Righetti, p; Winfield\*, rf.  
 1987 - Henderson\*, cf; Mattingly\*, 1b; Randolph\*, 2b; Righetti, p; Winfield\*, rf.  
 1988 - Henderson\*, cf; Mattingly, 1b; Winfield\*, rf.  
 1989 - Mattingly, 1b; Sax, 2b.  
 1990 - Sax, 2b.  
 1991 - Sanderson, p.  
 1992 - R. Kelly, of.  
 1993 - Boggs\*, 3b; Key, p.  
 1994 - Boggs\*, 3b; Key\*, p; O'Neill, of.  
 1995 - Boggs\*, 3b; O'Neill, of; Stanley, c; Showalter, mgr  
 1996 - Boggs\*, 3b; Pettitte, p; Wetteland, p.

\* Selected as starter      † Started, but not elected.      1 On team for 1st game only  
 2 On team for 2nd game only      3 On team for both games

## ALL-STAR GAMES IN YANKEE STADIUM

July 11, 1939

NL 001 000 000 - 1 7 1  
AL 000 210 000 - 3 6 1  
Derringer, Lee (4), Fette (7) &  
Lombardi  
Ruffing, Bridges (4), Feller (6) & Dickey

WP-Bridges, LP-Lee  
HR - DiMaggio  
Attendance - 62,892

July 13, 1960 (2nd game)

NL 021 000 102 - 6 10 0  
AL 000 000 000 - 0 8 0  
Law, Podres (3), Williams (5), Jackson  
(7), Henry (8), McDaniel (9) &  
Crandall, Bailey, Burgess  
Ford, Wynn (4), Staley (5), Lary (8),  
Bell (9) & Berra, Lollar

WP-Law, LP-Ford  
HR - Mathews, Mays, Musial, Boyer  
Attendance - 38,362

July 19, 1977

NL 401 000 020 - 7 9 1  
AL 000 002 102 - 5 8 0  
Sutton, LaVelle (4), Seaver (6), R.  
Reuschel (8), Gossage (9) & Bench,  
Simmons, Stearns  
Palmer, Kern (3), Eckersley (4),  
LaRoche (6), Campbell (7), Lyle (8)  
& Fisk, Wynegar

WP-Sutton, LP-Palmer  
HR - Morgan, Luzinski, Garvey, Scott  
Attendance - 56,683

## YANKEES ON THE SPORTING NEWS ALL-STAR TEAMS

Selected at Conclusion of Season

1926 Ruth, Penneck  
1927 Ruth, Gehrig  
1928 Ruth, Gehrig, Hoyt  
1929 Ruth  
1930 Ruth  
1931 Gehrig, Ruth  
1932 Lazzeri, Dickey  
1933 Dickey  
1934 Gehrig, Gomez

1936 Gehrig, Dickey  
1937 Gehrig, DiMaggio, Rolfe, Ruffing  
1938 Rolfe, DiMaggio, Dickey, Ruffing  
1939 Gordon, DiMaggio, Rolfe, Dickey  
Ruffing  
1940 Gordon, DiMaggio  
1941 Gordon, DiMaggio, Dickey  
1942 Gordon, DiMaggio, Bonham  
1943 Johnson, Chandler  
1945 Stirnweiss  
1946 A. Robinson  
1947 DiMaggio  
1948 DiMaggio  
1949 Rizzuto, Henrich, Page  
1950 Rizzuto, Berra, Raschi  
1951 Rizzuto, Reynolds  
1952 Rizzuto, Mantle, Berra, Reynolds  
1954 Berra  
1955 Ford  
1956 Mantle, Berra, Ford  
1957 Mantle, McDougald, Berra

1958 Turley  
1960 Skowron, Maris  
1961 Richardson, Kubek, Mantle, Maris,  
Howard, Ford  
1962 Richardson, Tresh, Mantle, Terry  
1963 Richardson, Pepitone, Howard,  
Ford  
1964 Richardson, Mantle, Howard  
1965 Richardson, Stottlemyre

1966 Richardson  
1971 Murcer  
1972 Murcer  
1973 Munson, Murcer  
1974 Munson  
1975 Munson, Nettles  
1976 Munson, Chambliss, Rivers  
1977 Nettles, Randolph  
1978 Guidry, Nettles  
1980 Randolph, Jackson, Cerone, John  
1981 Guidry  
1982 Winfield  
1983 Guidry, Winfield  
1984 Mattingly, Winfield  
1985 Baylor, Guidry, Henderson,  
Mattingly  
1986 Mattingly, Righetti  
1987 Mattingly, Randolph  
1993 Key, Stanley  
1994 Key, **Boggs**  
1996 **Pettitte**, Wetteland

## WORLD SERIES MOST VALUABLE PLAYERS

1949 Joe Page-a  
1950 Jerry Coleman-a  
1951 Phil Rizzuto-a  
1952 Johnny Mize-a  
1953 Billy Martin-a  
1956 Don Larsen-c  
1958 Elston Howard-a

1958 Bob Turley-b  
1960 Bobby Richardson-b  
1961 Whitey Ford-c  
1962 Ralph Terry-c  
1977 Reggie Jackson-c  
1978 Bucky Dent-c  
1996 **Cecil Fielder-a**  
1996 John Wetteland-b

a - Babe Ruth Award, selected by New York Chapter of the BBWAA.  
b - Sport Magazine MVP in conjunction with Major League Baseball.  
c - Received Babe Ruth Award and Sport Magazine MVP Award.

## ALCS MOST VALUABLE PLAYERS

1981 Graig Nettles

1996 Bernie Williams

### # 3 BABE RUTH

Born February 6, 1895; died August 16, 1948. Threw and batted lefthanded. Boston/New York Yankees, A.L.; Boston, N.L., 1914-1935. Was the greatest drawing card, the Yankees' greatest home run hitter, an outstanding pitcher and the most colorful figure in the history of baseball. Hit 714 home runs, including 15 in World Series competition. During his 22-year career compiled a lifetime batting average of .342, won 92 games as a pitcher and played in 10 World Series. Was elected to the Baseball Hall of Fame in 1936.

#### BABE RUTH'S HOME RUNS IN 1927

Homer No.	Yankee Game No.	Date	Homer No.	Yankee Game No.	Date	Homer No.	Yankee Game No.	Date
1	4	Apr. 15	21	53	June 12	41	124	Aug. 27
2	11	Apr. 23	22	55	June 16	42	125	Aug. 28
3	12	Apr. 24	23	60	June 22	43	127	Aug. 31
4	14	Apr. 29	24	60	June 22	44	128	Sept. 2
5	16	May 1	25	70	June 30	45	132	Sept. 6
6	16	May 1	26	73	July 3	46	132	Sept. 6
7	24	May 10	27	78	July 8	47	133	Sept. 6
8	25	May 11	28	79	July 9	49	134	Sept. 7
9	29	May 17	29	79	July 9	49	134	Sept. 7
10	33	May 22	30	83	July 12	50	138	Sept. 11
11	34	May 23	31	94	July 24	51	139	Sept. 13
12	37	May 28	32	95	July 26	52	140	Sept. 13
13	39	May 29	33	95	July 26	53	143	Sept. 16
14	41	May 30	34	98	July 28	54	147	Sept. 18
15	42	May 31	35	106	Aug. 5	55	148	Sept. 21
16	43	May 31	36	110	Aug. 10	56	149	Sept. 22
17	47	June 5	37	114	Aug. 16	57	152	Sept. 27
18	48	June 7	38	115	Aug. 17	58	153	Sept. 29
19	52	June 11	39	118	Aug. 20	59	153	Sept. 29
20	52	June 11	40	120	Aug. 22	60	154	Sept. 30

Ruth played in the Yankees' final game on Oct. 1, 1927 and went 0-for3.

### # 4 LOU GEHRIG

Born June 19, 1903; died June 2, 1941. Threw and batted lefthanded. New York Yankees, 1923-1939. The "Iron-Horse" played in 2130 consecutive games, hit 493 home runs, including 10 World Series homers, compiled a lifetime average of .340, was named the American League's Most Valuable Player 3 times and amassed more than a score of Major League and A.L. records. Was elected to the Baseball Hall of Fame in 1939.

### # 5 JOE DIMAGGIO

Born November 25, 1914. Threw and batted righthanded. New York Yankees, 1936-1951. The "Yankee Clipper" was considered the greatest center fielder of modern baseball, hit safely in a Major League-record 56 consecutive games in 1941, hit 361 home runs, including 8 World Series homers, compiled a lifetime batting average of .325, was named the American League's Most Valuable Player 3 times and holds numerous batting and World Series records. Was elected to the Baseball Hall of Fame in 1955.

### # 7 MICKEY MANTLE

Born October 20, 1931; died August 13, 1995. Switch-hitter, threw right. New York Yankees, 1951-68. The most popular player of his era, a man cheered in every ballpark he played in. Winner of the Triple Crown in 1956. Led the American League in home runs 4 times, ending his career with 536, third-highest in history at the time. Holds the record for most World Series homers with 18, accomplished in 12 World Series. Was selected for 20 All-Star Games. Won the MVP Award in 1956, '57 and '62. Won Hickock Belt in 1956. Played more games (2401) than any Yankee despite an injury-plagued career. Was elected to the Baseball Hall of Fame in 1974.

#### YANKEES IN THE BASEBALL HALL OF FAME

Babe Ruth	1936	Joe McCarthy	1957	Mickey Mantle	1972
Lou Gehrig	1939	Bill McKechnie	1962	Whitey Ford	1972
Willie Keeler	1939	Burleigh Grimes	1964	Bucky Harris	1975
Clark C. Griffith	1945	Miller Huggins	1964	Joe Sewell	1977
Frank Chance	1946	Casey Stengel	1966	Larry McPhail	1978
Jack Chesbro	1946	Branch Rickey	1967	Johnny Mize	1981
Herb Pennock	1948	Red Ruffing	1967	Enos Slaughter	1985
Paul Waner	1952	Stan Coveleski	1969	Catfish Hunter	1987
Edward Barrow	1953	Waite Hoyt	1969	Gaylord Perry	1991
Bill Dickey	1954	Earle Combs	1970	Tony Lazzeri	1991
Home Run Baker	1955	George M. Weiss	1970	Reggie Jackson	1993
Joe DiMaggio	1955	Yogi Berra	1972	Phil Rizzuto	1994
Dazzy Vance	1955	Lefty Gomez	1972	Phil Niekro	1996

## NEW YORK YANKEES—Year-by-Year

Year	Position	GA/GB	Won	Lost	Pct.	Manager	Attendance
1903	Fourth	17.0	72	62	.537	Clark Griffith	211,808
1904	Second	1.5	92	59	.609	Clark Griffith	438,919
1905	Sixth	21.5	71	78	.477	Clark Griffith	309,100
1906	Second	3.0	90	61	.596	Clark Griffith	434,700
1907	Fifth	21.0	70	78	.473	Clark Griffith	350,020
1908	Eighth	39.5	51	103	.331	Griffith-N. Elberfeld	305,500
1909	Fifth	23.5	74	77	.490	George T. Stallings	501,000
1910	Second	14.5	88	63	.583	Stallings-Hal Chase	355,857
1911	Sixth	25.5	76	76	.500	Hal Chase	302,444
1912	Eighth	55.0	50	102	.329	Harry Wolverton	242,194
1913	Seventh	38.0	57	94	.377	Frank Chance	357,551
1914 a	Sixth	30.0	70	84	.455	Chance-R. Peckinpaugh	359,477
1915	Fifth	32.5	69	83	.454	William E. Donovan	256,035
1916	Fourth	11.0	80	74	.519	William E. Donovan	469,211
1917	Sixth	28.5	71	82	.464	William E. Donovan	330,294
1918	Fourth	13.5	60	63	.488	Miller J. Huggins	282,047
1919	Third	7.5	80	59	.576	Miller J. Huggins	619,164
1920	Third	3.0	95	59	.617	Miller J. Huggins	1,289,422
1921	First	4.5	98	55	.641	Miller J. Huggins	1,230,696
1922	First	1.0	94	60	.610	Miller J. Huggins	1,026,134
1923 #	First	16.0	98	54	.645	Miller J. Huggins	1,007,066
1924	Second	2.0	89	63	.586	Miller J. Huggins	1,053,533
1925	Seventh	28.5	69	85	.448	Miller J. Huggins	697,267
1926	First	3.0	91	63	.591	Miller J. Huggins	1,027,095
1927 #	First	19.0	110	44	.714	Miller J. Huggins	1,164,015
1928 #	First	2.5	101	53	.656	Miller J. Huggins	1,072,132
1929	Second	18.0	88	66	.571	Huggins-Fletcher	960,148
1930	Third	16.0	86	68	.558	Bob Shawkey	1,169,230
1931	Second	13.5	94	59	.614	Joe McCarthy	912,437
1932 #	First	13.0	107	47	.695	Joe McCarthy	962,320
1933	Second	7.0	91	59	.607	Joe McCarthy	728,014
1934	Second	7.0	94	60	.610	Joe McCarthy	854,682
1935	Second	3.0	89	60	.597	Joe McCarthy	657,508
1936 #	First	19.5	102	51	.667	Joe McCarthy	976,913
1937 #	First	13.0	102	52	.662	Joe McCarthy	998,148
1938 #	First	9.5	99	53	.651	Joe McCarthy	970,916
1939 #	First	17.0	106	45	.702	Joe McCarthy	859,785
1940	Third	2.0	88	66	.571	Joe McCarthy	988,975
1941 #	First	17.0	101	53	.656	Joe McCarthy	964,731
1942	First	9.0	103	51	.669	Joe McCarthy	988,251
1943 #	First	13.5	98	56	.636	Joe McCarthy	645,006
1944	Third	6.0	83	71	.539	Joe McCarthy	822,864
1945	Fourth	6.5	81	71	.533	Joe McCarthy	881,846
1946	Third	17.0	87	67	.565	McCarthy-W. Dickey-Neun	2,265,512
1947 #	First	12.0	97	57	.630	Bucky Harris	2,178,937
1948	Third	2.5	94	60	.610	Bucky Harris	2,373,901
1949 #	First	1.0	97	57	.630	Casey Stengel	2,281,676
1950 #	First	3.0	98	56	.636	Casey Stengel	2,081,380
1951 #	First	5.0	98	56	.636	Casey Stengel	1,950,107
1952 #	First	2.0	95	59	.617	Casey Stengel	1,629,665
1953 #	First	8.5	99	52	.656	Casey Stengel	1,537,811
1954	Second	8.0	103	51	.669	Casey Stengel	1,475,171
1955	First	3.0	96	58	.623	Casey Stengel	1,490,138
1956 #	First	9.0	97	57	.680	Casey Stengel	1,491,784
1957	First	8.0	98	56	.636	Casey Stengel	1,497,134
1958 #	First	10.0	92	62	.597	Casey Stengel	1,428,428
1959	Third	15.0	79	75	.513	Casey Stengel	1,552,030
1960	First	8.0	97	57	.630	Casey Stengel	1,627,349
1961 #	First	8.0	109	53	.673	Ralph Houk	1,747,736
1962 #	First	5.0	96	66	.593	Ralph Houk	1,493,574
1963	First	10.5	104	57	.646	Ralph Houk	1,308,920
1964	First	1.0	99	63	.611	Yogi Berra	1,305,638
1965	Sixth	25.0	77	85	.475	Johnny Keane	1,213,552
1966	Tenth	26.5	70	89	.440	Keane-Houk	1,124,648
1967	Ninth	20.0	72	90	.444	Ralph Houk	1,141,714
1968	Fifth	20.0	83	79	.512	Ralph Houk	1,125,124
1969	Fifth	28.5	80	81	.497	Ralph Houk	1,067,996
1970	Second	15.0	93	69	.574	Ralph Houk	1,136,879
1971	Fourth	21.0	82	80	.506	Ralph Houk	1,070,771
1972	Fourth	6.5	79	76	.510	Ralph Houk	966,328
1973	Fourth	17.0	80	82	.494	Ralph Houk	1,262,077
1974	Second	2.0	89	73	.549	Bill Virdon	1,273,075
1975	Third	12.0	83	77	.519	Virdon-Martin	1,288,048
1976	First	10.5	97	62	.610	Billy Martin	2,012,434
1977 #	First	2.5	100	62	.617	Billy Martin	2,103,092
1978 #	First	1.0	100	63	.613	Martin-Lemon	2,335,871
1979	Fourth	13.5	89	71	.556	Lemon-Martin	2,537,765
1980 b	First	3.0	103	59	.636	Dick Howser	2,627,417
1981	First	2.0	34	22	.607	Gene Michael	
	Sixth	5.0	25	26	.490	Michael-Lemon	1,614,533
1982	Fifth	16.0	79	83	.488	Lemon-Michael-King	2,041,219
1983	Third	7.0	91	71	.562	Billy Martin	2,257,976
1984	Third	17.0	87	75	.537	Yogi Berra	1,821,815
1985	Second	2.0	97	64	.602	Berra-Martin	2,214,587

## NEW YORK YANKEES—Year-by-Year

Year	Position	GA/GB	Won	Lost	Pct.	Manager	Attendance
1986	Second	5.5	90	72	.556	Lou Piniella	2,268,116
1987	Fourth	9.0	89	73	.549	Lou Piniella	2,427,672
1988	Fifth	3.5	85	76	.528	Martin-Piniella	2,633,701
1989	Fifth	14.5	74	87	.460	Green-Dent	2,170,485
1990	Seventh	21.0	67	95	.414	Dent-Merrill	2,006,436
1991	Fifth	21.0	71	91	.438	Stump Merrill	1,863,731
1992 c	Fourth	20.0	76	86	.469	Buck Showalter	1,748,737
1993	Second	7.0	88	74	.543	Buck Showalter	2,416,942
1994 d	First	6.5	70	43	.619	Buck Showalter	1,675,557
1995 e	Second	7.0	79	65	.549	Buck Showalter	1,705,257
<b>1996 #</b>	<b>First</b>	<b>4.0</b>	<b>92</b>	<b>70</b>	<b>.568</b>	<b>Joe Torre</b>	<b>2,250,839</b>
<b>Totals</b>			<b>8184</b>	<b>6312</b>	<b>.565</b>		

a-Tied with Chicago

b-Lost to KC in ALCS

c-Tied with Cleveland

d-No post-season

#-World Champions

e-Won wild card playoff berth by 1.0 game over Sea and Cal; lost to Sea in AL Division Series.

World Champions-23; American League Champions-34.

Finished First-36; Second-16; Third-11; Fourth-10; Fifth-9;

Sixth-6; Seventh-2; Eighth-2; Ninth-1; 10th-1.

Highest Percentage-.714 in 1927; Lowest-.329 in 1912.

## CHAMPIONSHIP YANKEE CLUBS

### 34 American League Pennant Winners

### 23 World Championship Teams

Year	Won	Lost	Pct.	GA	Manager	World Series Opp	Record W	L
1921	98	55	.641	4.5	Miller Huggins	Giants	3	5
1922	94	60	.610	1.0	Miller Huggins	Giants	**0	4
*1923	98	54	.645	16.0	Miller Huggins	Giants	4	2
1926	91	63	.591	3.0	Miller Huggins	Cardinals	3	4
*1927	110	44	.714	19.0	Miller Huggins	Pirates	4	0
*1928	101	53	.656	2.5	Miller Huggins	Cardinals	4	0
*1932	107	47	.695	13.0	Joe McCarthy	Cubs	4	0
*1936	102	51	.667	19.5	Joe McCarthy	Giants	4	2
*1937	102	52	.662	13.0	Joe McCarthy	Giants	4	1
*1938	99	53	.651	9.5	Joe McCarthy	Cubs	4	0
*1939	106	45	.702	17.0	Joe McCarthy	Reds	4	0
*1941	101	53	.656	17.0	Joe McCarthy	Dodgers	4	1
1942	103	51	.689	9.0	Joe McCarthy	Cardinals	1	4
*1943	98	56	.636	13.5	Joe McCarthy	Cardinals	4	1
*1947	97	57	.630	12.0	Bucky Harris	Dodgers	4	3
*1949	97	57	.630	1.0	Casey Stengel	Dodgers	4	1
*1950	98	56	.636	3.0	Casey Stengel	Phillies	4	0
*1951	98	56	.636	5.0	Casey Stengel	Giants	4	2
*1952	95	59	.617	2.0	Casey Stengel	Dodgers	4	3
*1953	99	52	.656	8.5	Casey Stengel	Dodgers	4	2
1955	96	58	.623	3.0	Casey Stengel	Dodgers	3	4
*1956	97	57	.630	9.0	Casey Stengel	Dodgers	4	3
1957	98	56	.636	8.0	Casey Stengel	Braves	3	4
*1958	92	62	.597	10.0	Casey Stengel	Braves	4	3
1960	97	57	.630	8.0	Casey Stengel	Pirates	3	4
*1961	109	53	.673	8.0	Ralph Houk	Reds	4	1
*1962	96	66	.593	5.0	Ralph Houk	Giants	4	3
1963	104	57	.646	10.5	Ralph Houk	Dodgers	0	4
1964	99	63	.611	1.0	Yogi Berra	Cardinals	3	4
1976	97	62	.610	10.5	Billy Martin	Reds	0	4
*1977	100	62	.617	2.5	Billy Martin	Dodgers	4	2
*1978	100	63	.613	1.0	Martin-Lemon	Dodgers	4	2
†1981	34	22	.607	2.0	Gene Michael			
	25	26	.490	-5.0	Michael-Lemon	Dodgers	2	4
<b>*1996</b>	<b>92</b>	<b>70</b>	<b>.568</b>	<b>4.0</b>	<b>Joe Torre</b>	<b>Braves</b>	<b>4</b>	<b>2</b>
<b>Yankees' World Series Totals</b>							<b>113</b>	<b>79</b>

\* World Champions

† 1st-Half Winner

\*\* Tie game in 1922

## YANKEES IN AMERICAN LEAGUE POST-SEASON PLAY

Year	Opponent	NYY Manager	W	L
**1976	Kansas City	Billy Martin	3	2
**1977	Kansas City	Billy Martin	3	2
**1978	Kansas City	Bob Lemon	3	1
1980	Kansas City	Dick Howser	0	3
**1981	Milwaukee - a	Bob Lemon	3	0
	Oakland	Bob Lemon	3	0
1995	Seattle - b	Buck Showalter	2	3
<b>**1996</b>	<b>Texas</b>	<b>Joe Torre</b>	<b>3</b>	<b>1</b>
	<b>Baltimore</b>	<b>Joe Torre</b>	<b>4</b>	<b>1</b>
<b>American League post-season totals</b>			<b>24</b>	<b>13</b>
<b>American League Championship Series totals</b>			<b>16</b>	<b>9</b>

a - Eastern Division Series, Yankees finished first in first half of season (prior to player strike) and finished sixth in second half of season.

b - American League Division Series vs AL West champion Seattle; Yankees finished 2nd in East.

\*\* American League Champions.

## IMPORTANT DATES IN YANKEE HISTORY

- January 9, 1903 - Frank Farrell and Bill Devery purchase Baltimore franchise of American League and move team to New York City. Cost is \$18,000.
- March 12, 1903 - New York Highlanders approved as members of American League.
- April 22, 1903 - Highlanders lose opener at Washington, 3-1, under Clark Griffith.
- April 30, 1903 - Highlanders win home opener at Hilltop Park (168th St. and Broadway), 6-2 over Washington.
- April, 1913 - Highlanders re-named the Yankees, to share Polo Grounds with Giants.
- January 11, 1915 - Col. Jacob Ruppert and Col. Tillinghast L'Hommedieu Huston purchase Yankees for \$460,000.
- April 22, 1915 - Pinstripes first appear on Yankee uniforms.
- January 3, 1920 - Yankees purchase Babe Ruth from Red Sox.
- October 29, 1920 - Ed Barrow is appointed general manager of the Yankees.
- September, 1921 - Yankees clinch first American League pennant.
- May 5, 1922 - Construction begins on Yankee Stadium.
- May 21, 1922 - Ruppert buys out Huston for \$1,500,000.
- April 18, 1923 - Yankee Stadium opens with 4-1 win over Boston Red Sox. Ruth hits Stadium's first home run.
- October 15, 1923 - Yankees beat New York Giants for first World Championship.
- June 1, 1925 - Lou Gehrig replaces Wally Pipp at first base.
- September 30, 1927 - Ruth hits his 60th home run of the season.
- April, 1928 - Season opens with left-field stands in Stadium enlarged to three decks.
- April 16, 1929 - Yankees become the first team to wear uniform numbers.
- September 25, 1929 - Manager Miller Huggins dies.
- April 12, 1931 - Joe McCarthy debuts as Yankee manager.
- July 14, 1934 - Ruth hits 700th career home run.
- November 21, 1934 - Yankees buy Joe DiMaggio from San Francisco (PCL).
- April, 1937 - Season opens with right-field stands in Stadium enlarged to three decks.
- May 30, 1938 - Record crowd of 81,841 attends doubleheader vs the Red Sox.
- January 13, 1939 - Col. Ruppert dies.
- May 2, 1939 - Lou Gehrig's playing streak of 2,130 consecutive games ends.
- July 4, 1939 - Lou Gehrig Day, his uniform (4) is the first to be retired.
- May 15, 1941 - DiMaggio's 56-game hitting streak begins.
- June 2, 1941 - Lou Gehrig dies at age 37.
- July 17, 1941 - DiMaggio's 56-game hitting streak ends in Cleveland.
- January 25, 1945 - Dan Topping, Del Webb and Larry MacPhail purchase Yankees for \$2,800,000.
- May 28, 1946 - First night game played in Yankee Stadium vs. Washington Senators.
- April 27, 1947 - Babe Ruth Day.
- June 13, 1948 - Ruth's uniform number (3) is retired.
- August 16, 1948 - Babe Ruth dies at age 53.
- October 12, 1948 - George Weiss brings Casey Stengel to New York as manager.
- April 17, 1951 - Mickey Mantle makes Yankee debut.
- December 12, 1951 - Joe DiMaggio announces his retirement.
- April, 1953 - Stadium sold to Earl and Arnold Johnson of Kansas City.
- April 17, 1953 - Mantle hits 565-foot home run in Washington.
- October 5, 1953 - Yankees win record fifth consecutive World Championship.
- January 29, 1955 - John Williams Cox buys Yankee Stadium, sells grounds to Knights of Columbus, later leaves structure to Rice University (1962).
- October 8, 1956 - Don Larsen hurls only perfect game in World Series history.
- April, 1959 - First message scoreboard unveiled at Yankee Stadium.
- October 1, 1961 - Roger Maris' 61st home run establishes new record.
- June 24, 1962 - Jack Reed's 22nd-inning HR wins longest Yankee game in history.
- November 2, 1964 - CBS purchases 80% of Yankees for \$11,200,000, later buys remaining 20%.
- June 8, 1969 - Mickey Mantle's uniform number (7) retired on Mickey Mantle Day.
- August 8, 1972 - Yankees sign 30-year lease to play in remodeled Yankee Stadium, beginning in 1976.
- January 3, 1973 - A limited partnership, headed by George Steinbrenner III as its managing general partner, purchases the Yankees from CBS.
- September 30, 1973 - Ralph Houk resigns as manager.
- January 3, 1974 - Yankees name Bill Virdon as manager.
- April 6, 1974 - Yankees begin first of two seasons at Shea Stadium, play first home game outside Yankee Stadium since 1922.
- December 31, 1974 - Free agent pitcher Catfish Hunter signs record 5-year contract.
- August 1, 1975 - Billy Martin replaces Bill Virdon as manager.
- April 15, 1976 - Remodeled Yankee Stadium opens with 11-4 win over Minnesota Twins.
- October 14, 1976 - Chris Chambliss' 9th-inning HR gives Yankees their 30th pennant.
- November 29, 1976 - Yankees sign free agent Reggie Jackson to 5-year contract.
- October 18, 1977 - Reggie Jackson hits 3 HR in the World Series Game 6 vs. the Los Angeles Dodgers.
- July 24, 1978 - Billy Martin resigns as Yankee manager.
- July 25, 1978 - Yankees name Bob Lemon as manager.
- July 29, 1978 - On Old Timer's Day, Yankees announce that Billy Martin will return as Yankee manager in 1980, and Bob Lemon will become general manager.

October 2, 1978 - Yankees, at one point in the season 14 games behind Boston, beat the Red Sox, 5-4 in Fenway Park, in only the second playoff game in AL history.

June 18, 1979 - Billy Martin returns as Yankee manager, replacing Bob Lemon.

August 2, 1979 - Thurman Munson dies in plane crash at age 32.

October 28, 1979 - Dick Howser is named Yankee manager, replacing Billy Martin.

1980 Season - Yankees establish then American League attendance record with crowds totalling 2,627,417. Broke the record set in 1948 by Cleveland.

November 21, 1980 - Gene Michael is named Yankee manager, replacing Dick Howser, who resigned.

December 15, 1980 - Free agent Dave Winfield signs record long-term contract.

September 6, 1981 - Bob Lemon named Yankee manager for second time, replacing Gene Michael.

October 15, 1981 - Yankees capture their 33rd American League pennant.

April 26, 1982 - Gene Michael becomes Yankee manager for second time, replacing Bob Lemon.

August 3, 1982 - Clyde King named Yankee manager, replacing Gene Michael.

January 11, 1983 - Billy Martin named Yankee manager for third time, replacing Clyde King.

July 4, 1983 - Dave Righetti pitches no-hit win over Red Sox at Yankee Stadium.

July 24, 1983 - Yanks and Royals play infamous "Pine Tar" game.

August 18, 1983 - "Pine Tar" game concludes with Royals winning 5-4.

December 16, 1983 - Yogi Berra named Yankee manager for second time, replacing Billy Martin.

April 28, 1985 - Billy Martin named Yankee manager for fourth time, replacing Yogi Berra.

July 13, 1985 - Uniform numbers retired for Roger Maris (9) and Elston Howard (32).

August 4, 1985 - Phil Rizzuto Day, his uniform number (10) retired.

October 17, 1985 - Lou Piniella named Yankee manager, replacing Billy Martin.

December 14, 1985 - Roger Maris dies at age 51.

August 10, 1986 - Billy Martin Day, his uniform number (1) retired.

July 18, 1987 - Don Mattingly homers off Texas' Jose Guzman to tie Dale Long's Major League record of hitting a home run in 8 consecutive games.

September 29, 1987 - Don Mattingly hits a grand slam off Boston's Bruce Hurst, setting a Major League record with 6 grand slams in a season.

October 19, 1987 - Woody Woodward resigns as general manager, Lou Piniella is named general manager, and Martin is named Yankee manager for the fifth time.

June 23, 1988 - Billy Martin is replaced as manager of the Yankees for the fifth and final time. Lou Piniella is named manager for the second time.

October 7, 1988 - Dallas Green is named Yankee manager, replacing Lou Piniella.

December 9, 1988 - Yankees sign 12-year television contract with Madison Square Garden Network.

July 12, 1989 - Ron Guidry retires.

August 18, 1989 - Bucky Dent replaces Dallas Green as Yankee manager.

October 13, 1989 - Bob Quinn resigns as vice president and general manager. Harding Peterson is named vice president and general manager.

December 25, 1989 - Billy Martin dies at age 61.

June 6, 1990 - Stump Merrill replaces Bucky Dent as Yankee manager.

July 1, 1990 - Andy Hawkins throws no-hitter in old Comiskey Park, losing 4-0.

August 20, 1990 - G. Michael named vice president/GM, replacing Harding Peterson.

September 13, 1990 - Robert E. Nederlander appointed managing general partner.

October 29, 1991 - Buck Showalter replaces Stump Merrill as Yankee manager.

December 31, 1991 - Daniel R. McCarthy elected managing general partner.

March 22, 1992 - Joseph A. Molloy elected general partner.

August 14, 1993 - Reggie Jackson Day, his uniform number (44) retired.

September 4, 1993 - Jim Abbott pitches 4-0, no-hit win over Indians at Yankee Stadium.

February 25, 1994 - Phil Rizzuto elected to Baseball Hall of Fame by the Veterans Committee, inducted on July 31.

April 4, 1994 - Opening Day crowd of 56,706 is the largest Opening Day crowd in Yankee history and the largest regular-season crowd at new Yankee Stadium.

September 14, 1994 - Owners of the 28 Major League teams vote to cancel the remainder of the 1994 season, the Division Series, the League Championship Series and the World Series. The Major League Baseball Players' Association had been on strike since August 12.

August 13, 1995 - Mickey Mantle dies at age 63.

September 6, 1995 - Baltimore's Cal Ripken, Jr. plays in his 2,131st consecutive game, breaking Lou Gehrig's Major League record.

October 23, 1995 - Bob Watson named general manager, replacing Gene Michael.

November 2, 1995 - Joe Torre named the Yankees' 31st manager, replacing Buck Showalter.

May 14, 1996 - Dwight Gooden hurls 8th regular-season no-hitter in Yankee history, a 2-0 blanking of the Seattle Mariners at Yankee Stadium.

August 25, 1996 - Monument in honor of Mickey Mantle unveiled in Yankee Stadium's Monument Park.

October 26, 1996 - Yankees overcome a 2-games-to-none deficit to the Atlanta Braves and capture their 23rd World Championship in six games.

## ALL-TIME YANKEE MANAGERS

MANAGER	YEARS	WON	LOST	PCT	A.L. CHAMPION- SHIPS	WORLD CHAMPION- SHIPS
Dick Howser	1980	103	60	.632	0	0
Joe McCarthy	1931-46	1460	867	.627	8	7
Casey Stengel	1949-60	1149	696	.623	10	7
Bucky Harris	1947-48	191	117	.620	1	1
Miller Huggins	1918-29	1067	719	.597	6	3
Billy Martin	1975-78, 1979, 1983, 1985, 1988	556	385	.591	2	1
Bob Lemon	1978-79, 1981-82	99	73	.576	2	1
Johnny Neun	1946	8	6	.571	0	0
<b>Joe Torre</b>	<b>1996</b>	<b>92</b>	<b>70</b>	<b>.568</b>	<b>1</b>	<b>1</b>
Yogi Berra	1964, 1984-85	192	148	.565	1	0
Bob Shawkey	1930	86	68	.558	0	0
Gene Michael	1981, 1982	92	76	.548	0	0
Art Fletcher	1929	6	5	.545	0	0
Bill Dickey	1946	57	48	.543	0	0
Ralph Houk	1961-63, 1966-73	944	806	.539	3	2
Buck Showalter	1992-95	313	268	.539	0	0
Lou Piniella	1986-87, 1988	224	193	.537	0	0
Bill Virdon	1974-75	142	124	.534	0	0
Clark Griffith	1903-08	419	370	.531	0	0
George Stallings	1909-10	153	138	.526	0	0
Hal Chase	1910-11	85	78	.521	0	0
Roger Peckinpaugh	1914	10	10	.500	0	0
Bill Donovan	1915-17	220	239	.479	0	0
Clyde King	1982	29	33	.468	0	0
Dallas Green	1989	56	65	.463	0	0
Johnny Keane	1965-66	81	101	.445	0	0
Stump Merrill	1990-91	120	155	.436	0	0
Frank Chance	1913-14	117	168	.411	0	0
Bucky Dent	1989-90	36	53	.404	0	0
Harry Wolverton	1912	50	102	.329	0	0
Norm Eiberfeld	1908	27	71	.276	0	0
<b>Totals</b>	<b>1903-96</b>	<b>8184</b>	<b>6312</b>	<b>.565</b>	<b>34</b>	<b>23</b>

### 1997 TICKET INFORMATION – (718) 293-6000

#### YANKEE STADIUM GAME TIMES

#### TICKET PRICES

*Weekend Day Games	1:35 P.M.
*Midweek Day Games	1:05 P.M.
*Night Games	7:35 P.M.

Field, Main & Loge Box	\$23.00
Main & Loge Box-OF	\$21.00
Main Reserved-IF	\$20.00
Tier Box & Main Res-OF	\$18.00
*Bleachers	\$6.00
*Senior Citizens	\$2.00

\*Except where designated.

#### ALCOHOL FREE/FAMILY SECTIONS

available for ALL home games

LOGE & TIER BOX–Non-Alcohol

Consumption

TIER RESERVE–Non-Alcohol

Consumption & Non-Alcohol Vending

Youth groups of 25 or more  
if purchased in advance  
(Including all City and State Taxes)  
\*Sold only at Stadium on day\* or night  
of game.

### HOW TO BUY TICKETS IN ADVANCE

Tickets to Yankee home games are on sale throughout the season at the Yankee Stadium Advance Ticket Windows from 9-5, Monday-Sunday and through the conclusion of all night games. Tickets are also available at the more than 100 Ticket Master ticket centers throughout the metropolitan area, including Tower Records, JnR Music World, HMV, and Tower Video locations. Tickets can also be purchased at the two Yankee Clubhouse Stores located in Manhattan at 110 E. 59th St. and 393 5th Ave.

Credit card phone reservations can be made for Yankee tickets by calling  
(212) 307-1212 (516) 888-9000 (203) 624-0033 (215) 336-2000 (203) 525-4500  
(914) 454-3388 (201) 507-8900 (609) 520-8383 (617) 931-2000 (518) 476-1000

BY MAIL...Make check or money order payable to NEW YORK YANKEES (add \$2.00 to cover postage and handling). Mail to Mail Order Department, New York Yankees, Yankee Stadium, Bronx, N.Y. 10451

For information on Group Sales, Season Sales, Combination Plans or Luxury Suites, contact the Group Sales Department at (718) 293-6013.

## YANKEE ATTENDANCE RECORDS

(New Yankee Stadium, regular season)

Largest Night Game Attendance (vs Boston, Tuesday, September 13, 1977)	55,269
Largest Single Day Game Attendance (vs Texas, Monday, April 4, 1994, Opening Day)	56,706
Largest Doubleheader Attendance (vs Detroit, Saturday, October 4, 1980)	55,410
Largest Twi-Night Doubleheader Attendance (vs Baltimore, Saturday, September 10, 1983)	55,605
Largest Weekday/Day/Non-Opening Day Crowd (vs Detroit, Wed., June 30, 1993)	47,091
Largest Home Series Attendance, 4-game series (Yankees vs Toronto, September 12-15, 1985)	214,510
Largest Home Series Attendance, 3-game series (Yankees vs Boston, September 15-17, 1978)	165,080

### TOP 20 CROWDS AT NEW YANKEE STADIUM

1. 57,205 (vs Texas, 1st game the 1996 AL Division Series)
2. 57,178 (vs Seattle, 1st game of 1995 AL Division Series)
3. 57,156 (vs Texas, 2nd game of 1996 AL Division Series)
4. 57,126 (vs Seattle, 2nd game of 1995 AL Division Series)
5. 56,821 (vs KC, 5th game of 1976 ALCS)
6. 56,808 (vs KC, 3rd game of 1976 ALCS)
7. 56,706 (vs Texas, April 4, 1994, Opening Day)
8. 56,704 (vs KC, April 12, 1993, Opening Day)
9. 56,700 (vs Cincinnati, 4th game of 1976 World Series)
10. 56,691 (vs LA, 2nd game of 1977 World Series)
11. 56,683 (All-Star Game, July 19, 1977)
12. 56,668 (vs LA, 1st game of 1977 World Series)
13. 56,667 (vs Cincinnati, 3rd game of 1976 World Series)
14. 56,588 (vs KC, 3rd game of 1980 ALCS)
15. 56,572 (vs Boston, April 7, 1992, Opening Day)
16. 56,513 (vs LA, 6th game of 1981 World Series)
17. 56,505 (vs LA, 2nd game of 1981 World Series)
18. 56,495 (vs Baltimore, 1st game of 1996 ALCS)
19. 56,448 (vs LA, 5th game of 1978 World Series)
20. 56,447 (vs LA, 3rd game of 1978 World Series)

### TOP 20 REGULAR-SEASON CROWDS AT NEW YANKEE STADIUM

1. 56,706 (vs Texas, April 4, 1994, Opening Day)
2. 56,704 (vs KC, April 12, 1993, Opening Day)
3. 56,572 (vs Boston, April 7, 1992, Opening Day)
4. 56,329 (vs KC, April 9, 1996, Opening Day)
5. 55,802 (vs Minnesota, April 5, 1988, Opening Day)
6. 55,672 (vs Boston, September 19, 1993)
7. 55,655 (vs Cleveland, April 7, 1989, Opening Day)
8. 55,623 (vs Detroit, June 15, 1985, NY Bus Service Mitt Day)
9. 55,612 (vs Cleveland, April 13, 1987, Opening Day)
10. 55,605 (vs Baltimore, September 10, 1983, TN-DH)
11. 55,602 (vs Kansas City, April 8, 1986, Opening Day)
12. 55,593 (vs Seattle, June 5, 1983)
13. 55,579 (vs Detroit, April 12, 1983, Opening Day)
14. 55,521 (vs Cleveland, June 27, 1982)
15. 55,410 (vs Detroit, October 4, 1980, DH)
16. 55,367 (vs Toronto, May 27, 1978)
17. 55,318 (vs Kansas City, July 10, 1988)
18. 55,269 (vs Boston, September 13, 1977)
19. 55,218 (vs Boston, September 15, 1977)
20. 55,132 (vs Boston, June 27, 1978)

### 1996 REGULAR-SEASON ATTENDANCE

<b>HOME</b>	
Largest Night Game Attendance (vs Seattle, August 16)	50,724
Largest Day Game Attendance (vs KC, April 19, Opening Day)	56,329
Largest Doubleheader Attendance (vs Baltimore, September 19)	54,888
<b>ROAD</b>	
Largest Night Game Attendance (at Seattle, May 26)	57,173
Largest Day Game Attendance (at Baltimore, July 14)	47,658
Largest Doubleheader Attendance (at Baltimore, July 13)	46,451
<b>OVERALL</b>	
Yankees 1996 Home Attendance (80 games, 78 dates)	2,250,839
Yankees 1996 Road Attendance (82 games, 79 dates)	2,226,722
Yankees 1996 Total Attendance (162 games, 157 dates)	4,477,561

#### Total Attendance—

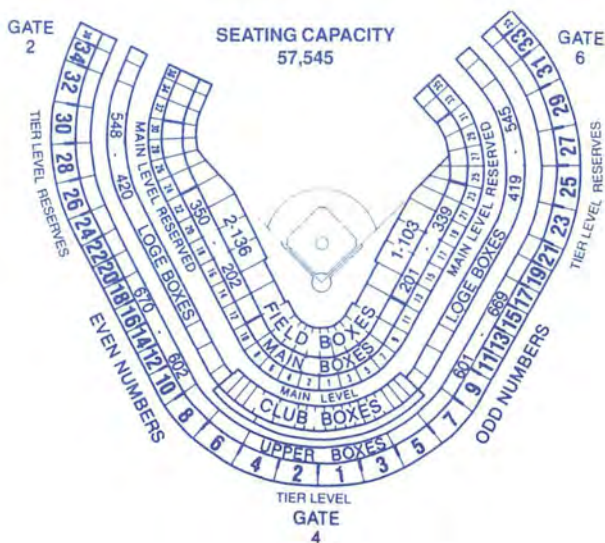
Hilltop Park (1903-12)	3,451,542
Polo Grounds (1913-22)	6,220,031
Yankee Stadium (1923-73)	64,188,862
Shea Stadium (1974-75)	2,561,123
Yankee Stadium (1976-)	2,561,123
	<b>121,155,740</b>

On September 13, 1986 vs Boston, Ralph Urban of West Hampton Beach, Long Island was randomly selected as the Yankees' 100 millionth fan.



## YANKEE STADIUM HISTORY

- May 5, 1922 - Construction begins.
- April 18, 1923 - Yankee Stadium opens. Babe Ruth hits first home run.
- April, 1928 - Season opens with left-field stands enlarged to three decks.
- April, 1937 - Season opens with right-field stands enlarged to three decks.
- May 30, 1938 - Record 81,841 attend doubleheader vs Boston.
- May 28, 1946 - First night game played vs. Washington.
- April, 1953 - Stadium sold to Earl and Arnold Johnson of Kansas City.
- January 29, 1955 - John Williams Cox buys Yankee Stadium, sells grounds to Knights of Columbus, later leaves structure to Rice University (1962).
- April, 1959 - First message scoreboard unveiled at Yankee Stadium.
- Winter, 1966-67 - Stadium exterior and facade painted white; seats painted blue in \$1.3-million modernization.
- August 8, 1972 - Yankees sign 30-year lease to play in Yankee Stadium, to be remodeled by 1976.
- September 30, 1973 - Yankees complete 50th anniversary season at Yankee Stadium.
- 1974-75 - Yankees play at Shea Stadium while Yankee Stadium is remodeled.
- April 15, 1976 - Remodeled Yankee Stadium opens.



## NEW YORK YANKEE HOME BALL PARKS

1903-1912	Hilltop Park, 168th St. & Broadway, Manhattan
1913-1922	Polo Grounds, 155th St. & 8th Ave., Manhattan
1923-1973	Yankee Stadium, 161st St. & River Ave., Bronx
1974-1975	Shea Stadium, 126th St. & Roosevelt Ave., Flushing
1976-	Yankee Stadium, 161st St. & River Ave., Bronx

## YANKEE STADIUM GROUND RULES

Foul poles are outside the playing field. Any batted ball hitting foul pole above fence line is a home run. Bat racks are within the dugout.

Any thrown ball hitting dugout railing or foundation and rebounding on field is in play. Any ball going into dugout or hitting other parts of dugout is out of play.

## NEW YANKEE STADIUM DIMENSIONS (1988- )

Left field foul pole	318 ft.	Right-center field	385 ft.
Left-center field	399 ft.	Right field foul pole	314 ft.
Center field	408 ft.		

The height of the outfield fence is 7'5" in left field, 7'3" from left-center field to right-center field, and 9' in right field.

The distance between the left-center field fence and the front wall of both bullpens is 30 feet.

The distance between the right-center field fence and the front wall of the right field bleachers ranges from 3 feet (the center field end of the bleachers) to 12 feet (the right field end of the bleachers).

## NEW YANKEE STADIUM DIMENSIONS (1985-1987)

Left field foul pole	312 ft.	Right-center field	385 ft.
Left field	379 ft.	Right field	353 ft.
Left-center field	411 ft.	Right field foul pole	310 ft.
Center field	410 ft.		

## NEW YANKEE STADIUM DIMENSIONS (1976-1984)

Left field foul pole	312 ft.	Right-center field	385 ft.
Left field	387 ft.	Right field	353 ft.
Left-center field	430 ft.	Right field foul pole	310 ft.
Center field	417 ft.		

## OLD YANKEE STADIUM DIMENSIONS

Left field foul pole	301 ft.	Right-center field	407 ft.
Left field	402 ft.	Right field	344 ft.
Left-center field	457 ft.	Right field foul pole	296 ft.
Center field	461 ft.	Home Bullpen	367 ft.

Yankee Stadium's playing field covers approximately 3.5 acres...the entire stadium area is on 11.6 acres. A combination of some 800 multi-vapor and incandescent lamps illuminate the field, with powers of up to 1500 watts.

**DID YOU KNOW...**that Yankee Stadium is built almost on the spot where baseball originated in the Bronx? The Unions of Morrisania, who called themselves the champions of the world around 1866, played near the spot where the old Melrose station of the Harlem Railroad was located.

## YANKEE STADIUM MONUMENT PARK

Since 1932 the New York Yankees have honored their greatest greats with the erection of monuments and plaques in the outfield section of Yankee Stadium.

On May 30, 1932 the first monument was dedicated to the memory of Miller Huggins, the diminutive manager who guided the Yankees to six American League pennants and three World Championships, who had suddenly died in 1929.

The first plaque was placed on the center field wall in April 1940, a tribute to Jacob Ruppert, the former owner who built Yankee Stadium and brought the tradition of winning to the Yankees.

Two more monuments followed in 1941 for "Captain" Lou Gehrig and in 1949 for slugger Babe Ruth. Later plaques were placed in center field for general manager Edward Barrow and the Yankees' two great center fielders, Joe Dimaggio and Mickey Mantle. Mantle's plaque was then removed and a monument was erected for him in 1996.

Originally, the monuments and plaques were part of the playing field. The monuments and flag pole were located in straight-away centerfield on the warning track about 10 feet in front of the wall. Sometimes long hits and fly balls forced fielders to go through or behind the monuments to retrieve the long drives.

As much of a tradition as the monuments and plaques themselves was the tradition of allowing fans to exit Yankee Stadium through the center field gates via the warning track, pausing and reflecting on the achievements of these great men.

When Yankee Stadium was closed for renovations in 1974 and 1975, the monuments and plaques were relocated to the new Monument Park between the Yankee and visiting bullpens. However, fans were not allowed to exit via the warning track and viewing of Monument Park was only allowed at a great distance.

In 1976 two more plaques were added memorializing managers Joe McCarthy and Casey Stengel. In the 1980's plaques were dedicated to Yankee greats Thurman Munson (1980), Roger Maris and Elston Howard (1984), Phil Rizzuto (1985), Billy Martin (1986), Lefty Gomez and Whitey Ford (1987), Yogi Berra and Bill Dickey (1988), and Allie Reynolds (1989).

Two other plaques commemorating the visits of Pope Paul VI in 1965 and Pope John Paul II in 1979 were dedicated in Monument Park by the Knights of Columbus.

In 1985, after the left-center field fence was moved in, the Yankees again were able to open up the Monument Park area for fan viewing. Long lines and increased fan interest have caused the Yankees to move the fence in further and expand the Monument Park area. The Yankees have included a special walk honoring those Yankees who have their uniform numbers retired.

## YANKEE STADIUM MONUMENTS

### HENRY LOUIS GEHRIG

JUNE 19, 1902-JUNE 2nd 1941

A MAN, A GENTLEMAN AND A GREAT BALL PLAYER  
WHOSE AMAZING RECORD OF 2,130 CONSECUTIVE  
GAMES SHOULD STAND FOR ALL TIME.  
THIS MEMORIAL IS A TRIBUTE FROM THE YANKEE  
PLAYERS TO THEIR BELOVED CAPTAIN AND  
TEAMMATE.

### MILLER JAMES HUGGINS

MANAGER OF THE NEW YORK YANKEES, 1918-1929  
PENNANT WINNERS 1921-22-23-26-27-28  
WORLD CHAMPIONS 1923, 1927 AND 1928  
AS A TRIBUTE TO A SPLENDID CHARACTER WHO  
MADE PRICELESS CONTRIBUTIONS TO BASEBALL  
AND ON THIS FIELD BROUGHT GLORY TO THE  
NEW YORK CLUB OF THE AMERICAN LEAGUE  
THIS MEMORIAL ERRECTED BY COL. JACOB RUPPERT  
AND BASEBALL WRITERS OF NEW YORK  
MAY 30, 1932

### GEORGE HERMAN "BABE" RUTH

1895-1948

A GREAT BALL PLAYER  
A GREAT MAN  
A GREAT AMERICAN  
ERECTED BY THE YANKEES AND  
THE NEW YORK BASEBALL WRITERS  
APRIL 19, 1949

### MICKEY MANTLE

"A GREAT TEAMMATE"

1931-1996

536 HOME RUNS  
WINNER OF THE TRIPLE CROWN 1956  
MOST WORLD SERIES HOMERS 18  
SELECTED TO ALLSTAR GAME 20 TIMES  
WON MVP AWARD 1956, 1957 & 1962  
ELECTED TO HALL OF 1974  
A MAGNIFICENT YANKEE  
WHO LEFT A LEGACY OF  
UNEQUALLED COURAGE  
DEDICATED BY THE NEW YORK YANKEES  
AUGUST 24, 1996

### TO THE MEMORY OF JACOB RUPPERT

1867-1939

GENTLEMAN-AMERICAN-SPORTSMAN  
THROUGH WHOSE VISION AND COURAGE THIS  
IMPOSING EDIFICE, DESTINED TO BECOME  
THE HOME OF CHAMPIONS, WAS ERRECTED  
AND DEDICATED TO THE  
AMERICAN GAME OF BASEBALL.

### CHARLES DILLON "CASEY" STENDEL

1880-1975

BRIGHTENED BASEBALL FOR OVER  
50 YEARS  
WITH SPIRIT OF ETERNAL YOUTH  
YANKEE MANAGER 1949-1960  
WINNING  
10 PENNANTS AND 7 WORLD  
CHAMPIONSHIPS  
INCLUDING A RECORD OF 5  
CONSECUTIVE 1949-53  
ERRECTED BY THE NEW YORK YANKEES  
JULY 30, 1976

### THURMAN MUNSON

NEW YORK YANKEES

JUNE 7, 1947-AUGUST 2, 1979

YANKEE CAPTAIN

"OUR CAPTAIN AND LEADER HAS NOT LEFT US  
TODAY, TOMORROW, THIS YEAR, NEXT...  
OUR ENDEAVORS WILL REFLECT OUR  
LOVE AND ADMIRATION FOR HIM."  
ERECTED BY THE NEW YORK YANKEES  
SEPTEMBER 20, 1980

### ROGER EUGENE MARIS

AGAINST ALL ODDS

IN 1961 HE BECAME THE ONLY PLAYER TO HIT  
MORE THAN 60 HOME RUNS IN A SINGLE SEASON.  
IN BELATED RECOGNITION OF ONE OF BASEBALL'S  
GREATEST ACHIEVEMENTS EVER  
HIS 61 IN '61  
THE YANKEES SALUTE HIM AS A GREAT PLAYER  
AND AS AUTHOR OF ONE OF THE MOST  
REMARKABLE CHAPTERS IN THE HISTORY  
OF MAJOR LEAGUE BASEBALL.  
ERECTED BY THE NEW YORK YANKEES  
JULY 21, 1984

**EDWARD GRANT BARROW**

1868-1953

MOLDER OF TRADITION OF VICTORY UNDER WHOSE GUIDANCE THE YANKEES WON FOURTEEN AMERICAN LEAGUE PENNANTS AND TEN WORLD CHAMPIONSHIPS AND BROUGHT TO THIS FIELD SOME OF THE GREATEST BASEBALL STARS OF ALL TIME. THIS MEMORIAL IS A TRIBUTE FROM THOSE WHO SEEK TO CARRY ON HIS GREAT WORKS  
ERECTED APRIL 15, 1954

**JOE DIMAGGIO**

NEW YORK YANKEES 1936-1951

THE YANKEE CLIPPER

HIT IN 56 CONSECUTIVE GAMES

"GREATEST LIVING PLAYER" IN BASEBALL'S CENTENNIAL YEAR  
IN RECOGNITION OF HIS SINGULAR EXCELLENCE AND FOR HIS LEGACY OF GREATNESS THIS PLAQUE DEDICATED TO JOE DIMAGGIO BY MICKEY MANTLE IN A CEREMONY AT YANKEE STADIUM ON JUNE 8, 1969

**JOSEPH VINCENT MCCARTHY**

MANAGER NEW YORK YANKEES 1931-1946

ONE OF BASEBALL'S MOST BELOVED AND

RESPECTED LEADERS

LED YANKEES TO 8 PENNANTS AND

7 WORLD CHAMPIONSHIPS INCLUDING

4 CONSECUTIVE 1936-1939, COMPILING A

.627 WINNING PERCENTAGE

ERECTED BY NEW YORK YANKEES

APRIL 21, 1976

**VERNON "LEFTY" GOMEZ**

NEW YORK YANKEES 1930-42

KNOWN FOR HIS EXCELLENT WIT AS HE

WAS FAST WITH A QUIP AND A PITCH

SET WORLD SERIES RECORD WITH SIX

VICTORIES AND NO DEFEATS

HAD FOUR 20-WIN SEASONS,

LEADING YANKEES TO SEVEN PENNANTS

AND SIX WORLD CHAMPIONSHIPS

ERECTED BY NEW YORK YANKEES

AUGUST 2, 1987

**EDWARD "WHITEY" FORD**

"CHAIRMAN OF THE BOARD"

NEW YORK YANKEES 1950, 1953-67

LED YANKEES TO 11 PENNANTS

AND SIX WORLD CHAMPIONSHIPS

LEADS ALL YANKEE PITCHERS IN GAMES,

INNINGS, WINS, STRIKEOUTS AND SHUTOUTS

CY YOUNG AWARD WINNER IN 1961

HOLDS MANY WORLD SERIES RECORDS

INCLUDING 33 2/3 CONSECUTIVE SCORELESS INNINGS

ERECTED BY THE NEW YORK YANKEES

AUGUST 2, 1987

**ALLIE PIERCE REYNOLDS**

"SUPERCHIEF"

NEW YORK YANKEES 1947-1954

ONE OF THE YANKEES' GREATEST

RIGHT-HANDED PITCHERS

HURLED TWO NO-HITTERS IN 1951

STARRED ON FIVE STRAIGHT

WORLD CHAMPIONS 1949-1953

FIVE-TIME ALL-STAR

.686 YANKEE WINNING PERCENTAGE

ERECTED BY

NEW YORK YANKEES

AUGUST 26, 1969

**ELSTON GENE HOWARD**

1929-1980

"A MAN OF GREAT GENTLENESS AND DIGNITY"

ONE OF ALL-TIME YANKEE GREATS

AMERICAN LEAGUE MVP IN 1963

WINNER OF TWO GOLD GLOVES

A FITTING LEADER TO BE FIRST BLACK PLAYER

TO WEAR THE YANKEE UNIFORM

"IF, INDEED, HUMILITY IS A TRADEMARK

OF MANY GREAT MEN—ELSTON HOWARD WAS

ONE OF THE TRULY GREAT YANKEES"

ERECTED BY NEW YORK YANKEES

JULY 21, 1984

**PHILIP FRANCIS RIZZUTO**

"A MAN'S SIZE IS MEASURED BY HIS HEART"

SCOOTER SPARKED YANKEES TO 10

PENNANTS AND 8 WORLD CHAMPIONSHIPS

1950 MAJOR LEAGUE PLAYER OF YEAR

MVP OF WORLD SERIES IN 1951

HAS ENJOYED TWO OUTSTANDING CAREERS

ALL-TIME YANKEE SHORTSTOP

ONE OF GREAT YANKEE BROADCASTERS

"HOLY COW"

ERECTED BY NEW YORK YANKEES

AUGUST 4, 1985

**ALFRED MANUEL "BILLY" MARTIN**

CASEY'S BOY

A YANKEE FOREVER

A MAN WHO KNEW ONLY ONE WAY TO PLAY—TO WIN

AS A PLAYER FOR CASEY STENGEL HE THRIVED ON

PRESSURE, DELIVERING THE KEY PLAY OR HIT.

MVP OF 1953 WORLD SERIES, SETTING RECORD FOR

MOST HITS IN SIX-GAME SERIES WITH 12.

LATER AS A MANAGER HE BECAME

ONE OF THE GREATEST YANKEE MANAGERS.

ERECTED BY NEW YORK YANKEES

AUGUST 10, 1986

**WILLIAM MALCOMB "BILL" DICKEY**

1928-1943, 1946

YANKEE COACH 1949-1957

ELECTED TO THE HALL OF FAME IN 1954

NAMED TO THE A.L. ALL-STAR TEAM 11 TIMES

HAD A .313 LIFETIME AVG.

HIT OVER .300 IN 11 SEASONS

CAUGHT MORE THAN 100 GAMES

IN 13 CONSECUTIVE SEASONS

LED THE YANKEES TO 8 PENNANTS

AND 7 WORLD CHAMPIONSHIPS

FIRST IN THE LINE OF

GREAT YANKEE CATCHERS

THE EPITOME OF YANKEE PRIDE

ERECTED BY NEW YORK YANKEES

AUGUST 21, 1988

**LAWRENCE PETER "YOGI" BERRA**

1946-1963

YANKEE MANAGER 1964, 1984-1985

ELECTED TO THE HALL OF FAME IN 1972

"IT AIN'T OVER 'TIL IT'S OVER"

THREE TIME MVP, 1951-54-55

SELECTED TO THE ALL-STAR TEAM

15 CONSECUTIVE YEARS

HIT MOST HOME RUNS

BY A YANKEE CATCHER

OUTSTANDING CLUTCH HITTER

AND WORLD SERIES PERFORMER

LED YANKEES TO 14 PENNANTS

AND 10 WORLD CHAMPIONSHIPS

A LEGENDARY YANKEE

ERECTED BY NEW YORK YANKEES

AUGUST 21, 1988

IN COMMEMORATION OF THE SOLEMN MASS FOR PEACE OFFERED BY HIS HOLINESS POPE PAUL VI OCTOBER 4, 1965  
HERE IN YANKEE STADIUM GIFT OF KNIGHTS OF COLUMBUS

IN COMMEMORATION OF THE MASS FOR WORLD JUSTICE AND PEACE OFFERED BY HIS HOLINESS POPE JOHN PAUL II OCTOBER 2, 1979  
HERE IN YANKEE STADIUM GIFT OF KNIGHTS OF COLUMBUS

**RETIRED NUMBERS...**The Yankees have retired 13 uniform numbers, #1 Billy Martin (1986), #3 Babe Ruth (1948), #4 Lou Gehrig (1939), #5 Joe DiMaggio (1952), #7 Mickey Mantle (1969), #8 Bill Dickey and Yogi Berra (1972), #9 Roger Maris (1984), #10 Phil Rizzuto (1985), #15 Thurman Munson (1979), #16 Whitey Ford (1974), #32 Elston Howard (1984), #37 Casey Stengel (1970), #44 Reggie Jackson (1993) and Don Mattingly's #23 will be retired during the course of the 1997 season.

## YANKEE ATTENDANCE RECORDS

(All-Time)

Largest Season Home Attendance (1988) .....	2,633,701
Largest Single Game Home Attendance, Night (vs Boston, May 16, 1947) .....	74,747
Largest Single Game Home Attendance, Day (vs Boston, Sept. 26, 1948) .....	69,755
Largest Doubleheader Home Attendance (vs Boston, May 30, 1938) .....	81,841
Largest Twi-Night Home Doubleheader Attendance (vs Baltimore, Sept. 10, 1983) .....	55,605
Largest Opening Day Home Attendance (vs Texas, April 4, 1994) .....	56,706
Largest Home Series Attendance (vs Toronto, Sept. 12-15, 1985) .....	214,510
Largest Crowd in Baseball History (Yankees at Los Angeles, Exhibition Game, May 7, 1959) .....	93,103
Largest Yankee Old Timers' Day Attendance (vs Boston, Aug. 9, 1958) .....	67,916
Largest Season Road Attendance (1993) .....	2,603,321

## YANKEE STADIUM HISTORY

1997 is the 74th anniversary of Yankee Stadium and is the 22nd year the Yankees have played in new Yankee Stadium. Along with Yankee baseball, many sporting and non-sporting events have taken place at the Stadium, including football, championship fights, papal visits and concerts. Below is a partial list of non-baseball events at the historic stadium:

### 30 CHAMPIONSHIP FIGHTS


DATE	FIGHT	DATE	FIGHT
7/24/23 .....	Leonard def Tendler	6/26/24 .....	Greb def Moore
5/30/25 .....	Berlenbach def McTigue	9/11/25 .....	Berlenbach def Slattery
9/25/25 .....	Walker def Slade	6/10/26 .....	Berlenbach def Stribling
6/26/28 .....	Tunney def Heeney	7/18/29 .....	Loughran def Braddock
6/12/30 .....	Schmeling def Sharkey	7/17/30 .....	Singer def Mandell
8/30/37 .....	Louis def Farr	6/22/38 .....	Louis def Schmeling
6/20/39 .....	Louis def Galento	8/22/39 .....	Ambers def Armstrong
6/28/40 .....	Louis def Godoy	6/19/46 .....	Louis def Conn
6/18/46 .....	Louis def Mauriello	9/27/46 .....	Zale def Graziano
6/25/48 .....	Louis def Walcott	9/23/48 .....	Williams def Flores
8/10/49 .....	Charles def Lesnevich	6/27/50 .....	Charles def Louis
9/08/50 .....	Saddler def Pep	6/25/52 .....	Maxim def Robinson
6/17/54 .....	Marciano def Charles	9/17/54 .....	Marciano def Charles
9/21/55 .....	Marciano def Moore	9/23/57 .....	Basilio def Robinson
6/26/59 .....	Johansson def Patterson	9/28/76 .....	Ali def Norton

### NON-BASEBALL SPORTING EVENTS

1956-1973	N.Y. Giants football team.
12/28/58	"The greatest game ever played" as the Baltimore Colts defeat the Giants in overtime, 24-17, to win the NFL Championship.
12/12/64	Y.A. Title plays final game.
1925-69	The Army vs Notre Dame rivalry was settled 22 times at the Stadium.
11/12/28	Knute Rockne makes famous "win one for the Gipper speech" as Notre Dame defeats Army.
1920's-30's	Fordham vs Pittsburgh football games.
1920's-30's	The powerhouse NYU football teams.
1968-87	Gambling football played 18 times.
1960's-70's	New York Cosmos soccer, including the great Pele.
6/25/94	Closing ceremonies for the 1994 Unity Games.

### OTHER DIGNITARIES AND PERFORMERS

1950's	Circus and rodeo perform in Stadium.
1950's	Starting in the 1950's the Jehovah Witnesses have filled the Stadium with as many as 123,000 followers.
7/20/57	Rev. Billy Graham preaches at the Stadium.
12/7/57	Cardinal Spellman celebrates mass at the Stadium.
10/4/65	Pope Paul VI visits Stadium on first ever papal trip to North America.
10/2/79	Pope John II appears in second papal visit.
5/1/86	Cardinal O'Connor officiates at Youth World Assembly Day.
6/21/90	Nelson Mandela welcomed with a huge celebration.
6/22/90	Billy Joel performs first of two dates in succession.
8/29/92	U2 performs first of two dates in succession.
6/10/94	Pink Floyd performs first of two dates in succession.



**Yankees  
Minor  
League  
Player of  
the Year  
Ricky  
Ledee**

**Player  
Development  
& Scouting**

## FLORIDA STATE LEAGUE TAMPA YANKEES

3802 Martin Luther King Blvd.

Tampa, FL 33614

PHONE: (813) 875-7753

FAX: (813) 673-3188

General Manager ..... Scott Kelyman  
Assistant General Manager ..... Sam Arena

## 1997 SCOUTING DIRECTORY

### Major League Scouts

Gene Michael ..... Director of Major League Scouting  
Lin Garrett ..... Director of Scouting  
Joe Caro ..... Assistant Director of Scouting  
Bob Didier ..... Advance Scout  
Stan Williams ..... Major League Scout  
Wade Taylor ..... Major League Scout  
Ron Hansen ..... Major League Scout  
Ron Brand ..... Major League Scout

### Cross-Checkers

Damon Oppenheimer ..... Midwest Cross-Checker  
John Cox ..... West Coast Cross-Checker  
Donnie Rowland ..... East Coast Cross-Checker

### Special Assignment Scouts

Ket Barber ..... Ocala, FL  
Bobby DeJardin ..... Hidden Hills, CA  
Bill Emslie ..... Safety Harbor, FL

### Scouting

Rich Arena ..... Coral Springs, FL  
Joe Arnold ..... Gainesville, FL  
Mike Baker ..... Cave Creek, AZ  
Mark Batchko ..... Arlington, TX  
Lee Elder ..... Martinez, GA  
Tim Kelly ..... New Lenox, IL  
Greg Orr ..... Sacramento, CA  
Scott Pleis ..... St. Charles, MA  
Cesar Presbott ..... Bronx, NY  
Joe Robison ..... Dayton, TX  
Reggie Waller ..... El Cagon, CA  
Steve Webber ..... Watkinsville, GA  
Roy White ..... Oradell, NJ  
J. Leon Wurth ..... Nashville, TN  
Bill "Yogi" Young ..... Long Beach, CA

### Foreign Scouting

Gordon Blakeley, Coordinator of International Scouting ..... Tampa, FL  
Dick Groch, Coordinator of Canadian Scouting ..... Marysville, MI  
Karl Heron ..... Panama  
Ricardo Heron ..... Panama  
Ruddy Jabalera ..... Dominican Republic  
Francisco Lugo ..... Mexico  
Victor Mata ..... Dominican Republic  
Manual Medina ..... Dominican Republic  
Roberto Morillo ..... Venezuela  
Raul Ortega ..... Venezuela  
Jorge Oquendo ..... Aguadilla, PR  
Jim Patterson ..... Australia  
Marc Picard ..... Canada  
Jose "Tito" Quintero ..... Columbia  
Luis Ramos ..... Venezuela  
Arquimedes Rojas ..... Venezuela  
Dale Tillemann ..... Canada  
Modesto Ulloa ..... Dominican Republic

**YANKEE TRIPLE-A MINOR LEAGUE CLUBS:** Newark (1932-49), Kansas City (1938-54), Denver (1955-58), Richmond (1956-64), Toledo (1965-66), Syracuse (1967-77), Tacoma (1978) and Columbus (1979 - present).

## 1996 YANKEES MINOR LEAGUE STANDINGS

Club	League	Class	Won-Lost	Pct.	Finish	GA/GB
Columbus	International	AAA	85-57	.599	1st	+2.5
Norwich	Eastern	AA	71-70	.504	3rd	-12.0
Tampa	Florida-State	A	41-25 (1st Half) 43-25 (2nd Half)	.621 .632	2nd 1st	-1.0 +0.5
Greensboro	South Atlantic	A	29-41 (1st Half) 27-45 (2nd Half)	.414 .375	5th 6th	-19.5 -18.0
Oneonta	New York-Penn	SS-A	31-45	.408	4th	-14.5
Tampa	Gulf Coast	R	37-21	.638	1st	+6.5

### 1996 POST-SEASON RESULTS

**CLASS AAA COLUMBUS** defeated Norfolk three games to none in the International League semifinal and defeated Rochester three games to none to win the International League Championship. **CLASS A TAMPA** lost to Clearwater two games to none in the Florida State League semifinal. The **TAMPA YANKEES (R)** defeated the Expos one game to none in the Gulf Coast League semifinal and defeated the Rangers two games to none to win Gulf Coast League championship.

### YANKEE PLAYER AND PITCHER OF THE YEAR AWARDS

	Player of the Year	Pitcher of the Year
1996	Ricky Ledee (COL/NOR) ..... OF	Jay Tessmer (TAM) ..... RHP
1995	Derek Jeter (COL).....SS	Matt Drews (TMP).....RHP
1994	Derek Jeter (TMP/ALB/COL).. SS	Andy Pettitte (COL/ALB) ..... LHP
1993	Billy Masse (COL) ..... OF	Ryan Karp (ALB/PRW/GBO) ..... LHP
1992	J.T. Snow (COL) ..... 1B	Sam Militello (COL) ..... RHP
1991	Kiki Hernandez (GBO/PW) ..... C	Ed Martel (ALB/COL) ..... RHP
	Dave Silvestri (ALB) ..... SS	Sam Militello (PW/ALB) ..... RHP
1990	Hensley Meulens (COL) ..... OF	Dave Eiland (COL) ..... RHP
1989	Hal Morris (COL) ..... 1B	Steve Adkins (FTL/ALB) ..... LHP
1988	Kevin Maas (PRW/ALB) ..... 1B	Todd Malone (Sarasota) ..... RHP
1987	Darren Reed (COL) ..... OF	Dana Ridenour (FTL) ..... RHP
1986	Chris Alvarez (FTL) ..... 3B	Logan Easley (ALB) ..... RHP
1985	Dan Pasqua (COL) ..... OF	Brad Arnsberg (ALB) ..... RHP
1984	Scott Bradley (COL) ..... C/OF	Jim Deshaies (COL) ..... LHP
1983	Brian Dayett (COL) ..... OF	Jose Rijo (FTL/Nashville) ..... RHP
1982	Matt Winters (GBO/Nashville) OF	Bob Tewksbury (FTL) ..... RHP
1981	Don Mattingly (COL) ..... OF/1B	Pete Filson (FTL/Nashville) ..... LHP
1980	Steve Balboni (Nashville) ..... 1B	Gene Nelson (FTL) ..... RHP

### JACK BUTTERFIELD 1996 PLAYERS OF THE MONTH

	Player of the Month	Pitcher of the Month
April	Ricky Ledee (Norwich/Columbus)	Danny Rios (Norwich)
May	Ricky Ledee (Norwich/Columbus)	Bobby St. Pierre (Tampa)
June	Shane Spencer (Norwich)	Brian Boehringer (Columbus)
July	Mike Lowell (Greensboro)	Jason Ellison (Tampa R)
August	Tracy Woodson (Columbus)	Jay Tessmer (Tampa)

### MISCELLANEOUS BATTING AND PITCHING FEATS IN 1996

**GRAND SLAMS** were hit by Brian Buchanan for Tampa (5/8/96 vs. Dunedin), Ivan Cruz for Columbus (8/7/96 and 8/8/96 vs. Syracuse), Matt Luke for Columbus (7/16/96 vs. Ottawa and 8/30/96 vs. Richmond), Kevin Northrup for Norwich (8/13/96 vs. Reading), Kinnis Pledger for Norwich (8/14/96 vs. Reading), Tim Raines for Tampa (7/31/96 and 8/1/96 vs. Dunedin), Rod Smith for Greensboro (5/16/96 vs. Hickory), Sloan Smith for Norwich (5/25/96 vs. Binghamton) and Tracy Woodson for Columbus (6/15/96 vs. Rochester)...**5-HIT GAMES** were recorded by Kurt Bierek for Tampa (5/8/96 vs. Dunedin), Derek Dukart for Tampa (6/29/96 vs. Brevard County), Ricky Ledee for Norwich (4/5/96 vs. Binghamton), Donny Leon for Yankees (7/8/96 vs. Tigers) and Luke Wilcox for Tampa (7/110/96 vs. Kissimmee)...Donny Leon for Yankees (7/8/96 vs. Tigers) and Jeffrey Saffer for Greensboro (5/25/96 vs. Savannah) each hit for **THE CYCLE**...Luis DeLosSantos threw a **NO-HITTER** for Oneonta vs. Batavia on 7/28...**1-HITTERS** were thrown by Brian Buchanan for Yankees (7/9/96 vs. Astros) and Katsuhiko Maeda (for Yankees on 6/28/96 vs. Astros; and for Norwich on 8/28/96 vs. New Britain)...**2-HITTERS** were thrown by Chris Cumberland for Norwich (7/26/96 vs. New Haven) and Ray Ricken for Norwich (5/1/96 vs. Trenton).

## 1996 YANKEES MINOR LEAGUE BATTING LEADERS

### BATTING AVERAGE

Ledee (COL/NOR)	.305
Bierek (TAM)	.303
Hawkins (TAM)	.299
Riggs (NRW)	.290
Woodson (COL)	.288

### HOME RUNS

Spencer (COL)	32
Ledee (COL/NOR)	29
Cruz (COL)	28
Woodson (COL)	21
SEVERAL PLAYERS TIED	19

### RBI

Ledee (COL/NOR)	101
Cruz (COL)	97
Spencer (COL)	95
Samuel (GBO)	86
Woodson (COL)	81

### STOLENBASES

Smith (COL)	57
McDonald (ONE)	54
Butler (ONE)	29
Shumpert (GBO)	28
Barker (COL)	24

## 1996 YANKEES MINOR LEAGUE PITCHING LEADERS

### WINS

Henthorne (TAM)	12
Tessmer (TAM)	12
St. Pierre (TAM)	12
Corn (TAM)	12
SEVERAL PLAYERS TIED AT	11

### ERA (Min 92IP)


Tessmer (TAM)	1.48
Dunbar (COL)	1.80
Rumer (COL)	2.30
Henthorne (TAM)	2.47
Mendoza (COL)	2.51

### SAVES

Tessmer (TAM)	35
Pavlas (COL)	26
Rios (COL)	17
Dingman (ONE)	8
SEVERAL PLAYERS TIED AT	8

### STRIKEOUTS

Boehringer (COL)	132
Henthorne (TAM)	129
Jerzembeck (TAM)	125
Medina (NRW)	112
Randolph (GBO)	111



Jay Tessmer – 1996 Yankees Minor League Pitcher of the Year.

## NEW YORK YANKEES' 1996 FREE-AGENT DRAFT

Player	Round	Pos.	Ht.	Wt.	Born	School
Eric Milton	1	LHP	6'3	200	8-4-75	University of Maryland
Jason Coble	2	LHP	6'4	195	2-28-78	Lincoln County HS
Nicholas Johnson	3	1B	6'3	190	9-19-78	C.K. McClatchy HS
Vidal Candelaria	4	C	6'0	172	5-9-78	Fernando Callejo HS
Stephen Day	5	RHP	6'4	180	5-15-78	LaSalle HS
Brian Reith	6	RHP	6'4	185	2-28-78	Concordia Luthern HS
Brian Aylor	7	CF	6'3	205	4-6-74	Oklahoma State University
Allen Butler	8	3B	6'3	196	1-22-75	Lincoln Memorial University
Christopher Fulbright	9	RHP	6'2	200	10-13-77	Libertyville HS
Rudolfo Gomez	10	2B	5'10	183	9-14-74	University of Miami
Brant Ust	11	SS	6'2	180	7-17-78	Eastlake HS
Eric Krall	12	LHP	6'4	215	2-27-74	Birmingham Sou. University
Andrew Helmer	13	RHP	6'7	205	1-16-78	Bishop Dwenger HS
Yoiset Valle	14	LHP	6'3	200	6-9-78	Msg. Edw. Pace HS
Nicholas Stocks	15	RHP	6'1	185	8-27-78	Jesuit HS
Justin Rayment	16	LHP	6'8	230	5-26-74	San Diego St.
Mattew Ginter	17	RHP	6'2	200	12-24-77	Geo. Rogers Clark School
Charles Hazzard	18	1B	6'3	205	11-01-74	University of Florida
Brian Gilman	19	SS	6'1	180	4-07-78	Westview HS
Brandon Hendrikx	20	RHP	6'1	210	12-5-75	Rancho Santiago Col.
Kyle Brunen	21	CF	6'2	185	11-2-78	Delisle composite Sch.
Joseph F. Pourron	22	RHP	6'7	210	3-12-77	Chattahoochee Valley CC
Kevin Overcash	23	SS	5'11	160	7-8-78	Collierville HS
Fontella Jones	24	CF	6'2	210	5-25-75	Mississippi Gulf Coast CC
Adam Ramos	25	CF	5'11	186	5-6-78	Lehman HS
Joshua Hawes	26	RHP	6'3	185	11-11-77	Tollgate HS
Jason McBride	27	RHP	6'1	175	2-10-76	Pensacola JC
Samuel Eavenson	28	RHP	6'3	185	3-6-78	Home Schooled
Ryan Tack	29	RHP	6'5	205	8-17-77	Saddleback CC
Marcus Thames	30	RF	6'2	190	3-6-77	East Central CC
Ryan Huffman	31	LF	6'2	220	8-7-73	Texas A&M
Jonathan Wheeler	32	2B	5'10	175	1-27-74	Lincoln Memorial University
Blaine Phillips	33	C	6'1	200	6-28-73	Univ. Southwestern La.
Jared Hoerman	34	RHP	6'4	175	4-25-77	Eastern Oklahoma St.
Daniel Kerrigan	35	C	6'2	190	8-3-78	Northeast HS
Noel Manley	36	1B	6'4	230	3-21-75	Louisburg College
Justin Carpenter	37	RHP	6'4	200	1-18-77	Seminole JC
Jarvis Larry	38	LF	6'3	190	4-21-78	Parkway HS
Eunique Johnson	39	3B	6'1	210	4-11-79	Centennial Sr. HS
Dennis Twombly	40	C	6'2	205	6-8-75	Pepperdine University
Gavin Hare	41	C	6'0	175	8-31-77	Eastlake HS
Alain Cruz	42	3B	5'11	190	7-3-75	Miami Dade CC North
Miques Rodriguez	43	SS	6'1	183	9-9-77	Cypress College
William Pieper II	44	3B	6'2	215	5-31-78	Kamenameha HS
Mark Hamilton	45	LHP	6'3	185	4-23-78	LD Bell HS
Daryl Grant	46	LHP	5'11	170	11-8-78	Florin HS
Nathan Dighera	47	RF	6'2	210	9-13-76	Southwestern JC
Samuel Norris	48	1B	6'3	220	3-3-76	San Francisco CC
Robert Simpson	49	C	5'11	185	11-28-77	Christian HS
Charles Armstrong	50	LHP	6'4	195	9-28-76	No School
Caesar Castaneda	51	3B	6'4	205	11-30-76	East Los Angeles JC
Russell Chambliss	52	CF	6'4	185	6-12-75	Washington Univ.
Felix Lopez	53	1B	6'3	230	8-28-78	Plant HS
Jason Halper	54	CF	5'10	170	5-5-75	Columbia University
Derek Bauer	55	2B	6'0	185	1-11-78	Clarkstowe South HS
Robert Meier	56	C	5'10	160	8-5-78	Cinnaminson HS
Hector Rivera	57	3B	5'8	175	9-1-78	Jesuit HS
Trevor Bishop	58	RHP	6'2	190	7-9-77	Lethbridge CC
Jay Foster	59	RHP	6'3	175	10-1-75	Birch Hills Comp. HS
Nathan Cadena	60	RHP	6'1	170	10-3-77	Cerritos JC
Cedrick Harris	61	RHP	6'2	170	11-14-77	Ashdown Sr. High
Jason Tisone	62	RHP	6'1	200	10-1-74	Florida Atlantic University
Anthony Gomes	63	RHP	6'0	185	9-10-77	Lodi HS
Mattew Wise	64	RHP	6'5	195	11-18-75	California St.
Mitchell Roth	65	C	6'4	220	9-7-78	Cleveland HS
Fred Smith	66	LF	6'1	165	5-27-78	Bryan Station HS
Craig Hann	67	C	6'2	190	1-31-78	F.P. Walshe HS
Avante Rose	68	CF	5'10	185	8-28-78	Centennial HS
Ryan Suyama	69	SS	6'1	175	8-7-78	Sprague HS
Amir Taylor	70	CF	6'0	180	12-19-77	Sprague HS
Adrian Mora	71	2B	5'11	175	2-7-76	Southwestern JC
Aaron Kramer	72	RHP	6'0	205	6-25-75	Grand Canyon JC
Harold Frazier	73	LHP	6'1	190	8-26-73	NE Oklahoma State U.
William Duncan	74	C	5'10	175	1-30-77	Big Bend CC
Michael Biehle	75	LHP	6'1	210	1-17-74	Ohio State University

John Danner	76	RHP	6'3	205	8-1-74	Univ. South Florida
Rhett Ingerick	77	RHP	6'6	195	10-16-74	Davidson College
Bryan Green	78	1B	6'2	208	7-17-77	Jasper HS
Richard Bottomley	79	C	6'2	170	10-3-77	Ramona HS
Garry Templeton	80	SS	5'9	150	8-24-78	Poway HS
Nicholas Herz	81	C	6'2	190	1-10-78	Poway HS
Corey Ward	82	LF	6'1	175	9-27-78	Skyline HS
Gustavo Alonso	83	C	6'1	185	11-2-78	David Jordan Starr HS
Christopher Small	84	C	6'0	210	1-27-78	Pinahou HS
Mathew Martinez	85	SS	6'2	190	2-10-77	Big Bend CC
Adam Wilson	86	SS	5'9	160	5-24-78	Mission Bay HS
Nathan Kaup	87	3B	6'3	205	1-11-78	Adolfo Camarillo HS
Scott Seabol	88	3B	6'4	200	5-17-76	West Virginia University
Damion Malott	89	LF	6'4	200	8-15-76	Consumnes River JC
Bradford Gorrie	90	SS	5'10	170	1-25-75	Univ. of Massachusetts
Michael Myers	91	C	6'1	200	11-19-74	Allentown College
Benjamin Hickman	92	RHP	6'6	220	11-10-76	Northeast Texas CC
Errol Smith	93	LF	5'10	185	2-25-78	St. Augustine HS
Clayton Condrey	94	RHP	6'3	190	11-19-76	Angelina College
Gregory Donahue	95	C	6'0	190	4-30-76	Rockland CC
Jose Garcia	96	LHP	6'2	187	2-28-76	Southwestern JC
Mark Copeland	97	RHP	6'2	205	2-28-75	Muscatine JC
Todd Trunk	98	RHP	6'4	190	7-13-73	North Central College
Michael Amrhein	99	3B	6'2	220	6-14-75	Univ. Notre Dame
Aron Amundson	100	3B	6'4	210	8-1-76	E. Oklahoma JC

## NEW YORK YANKEES' NO. 1 JUNE DRAFT CHOICES

Year	Round	Pick	Name	Pos	School	w/NYY
1996	1	20	Eric Milton	LHP	University of Maryland	-
1995	1	27	Shea Morenz	RF	University of Texas	-
1994	1	24	Brian Buchanan	OF	University of Virginia	-
1993	1	13	Matt Drews	RHP	Sarasota H.S. (FL)	-
1992	1	6	Derek Jeter	SS	Kalamazoo Cent. H.S. (MI)	1995-96
1991	1	1	Brien Taylor	LHP	East Carteret H.S. (NC)	-
1990	1	10	Carl Everett	OF	Hillsborough H.S. (FL)	-
1989	2	42-a	Andy Fox	3B	Christian Bros. H.S. (CA)	1995-96
1988	4	105-b	Todd Malone	LHP	Casa Robles H.S. (CA)	-
1987	3	81-c	Bill DaCosta	RHP	New York Tech	-
1986	2	25-d	Rich Scheid	LHP	Seton Hall University (NJ)	-
1985	1	27-e	Rick Balaban	RHP	Berwyn, PA	-
1984	1	22-f	Jeff Pries	RHP	U.C.L.A.	-
1983	4	13-g	Mitch Lyden	C	Beaverton, OR	-
1982	2	8-h	Tim Birtsas	LHP	Michigan St. University	-
	2	22	Bo Jackson	SS	Bessemer, AL	-
1981	2	26-i	John Elway	OF	Stanford University	-
1980	3	22-j	Billy Cannon	SS	Baton Rouge, LA	-
1979	2	25-k	Todd Demeter	INF	Oklahoma City, OK	-
1978	1	18-l	Rex Hudler	SS	Fresno, CA	1984-85
	1	24-m	Matt Winters	OF	Williamsville, NY	-
	1	26	Brian Ryder	RHP	Shrewsbury, MA	-
1977	1	23	Steve Taylor	RHP	University of Delaware	-
1976	1	16	Pat Tabler	OF	Cincinnati, OH	-
1975	1	19	James McDonald	1B	Los Angeles, CA	-
1974	1	12	Dennis Sherrill	SS	Miami, FL	1978, '80
1973	1	13	Doug Heinold		Victoria, TX	-
1972	1	14	Scott McGregor	LHP	El Segundo, CA	-
1971	1	19	Terry Whitfield	OF	Blythe, CA	1974-76
1970	1	12	Dave Cheadle	LHP	Asheville, NC	-
1969	1	11	Charlie Spikes	OF	Bogalusa, LA	1972
1968	1	4	Thurman Munson	C	Kent State University	1969-79
1967	1	1	Ron Blomberg	1B	Atlanta, GA	1969, '71-'77
1966	1	10	Jim Lyttle	OF	Florida St. University	1969-71
1965	1	19	Bill Burbach	RHP	Dickeyville, WI	1969-71

a - First-round choice awarded to Los Angeles as compensation for signing Steve Sax as a "Type A" free agent. Dodgers chose Kiki Jones, RHP, from Hillsborough H.S., Tampa, FL. b - First-round choice awarded to St. Louis as compensation for signing Jack Clark as a "Type A" free agent. St. Louis chose John Ericks, RHP, from University of Illinois. Second-round choice was awarded to Houston as compensation for signing Jose Cruz as a "Type B" free agent. New York Mets chose Derrick Warren, OF, from University of Alabama. c - First-round choice awarded to Texas as compensation for signing Gary Ward as "Type A" free agent. Texas chose William Huseleman, C, from UCLA. Second-round choice awarded to Milwaukee as compensation for signing Rick Cerone as "Type B" free agent. Milwaukee chose Curt Knipper, RHP, from University of Texas. d - First-round choice awarded to California as compensation for signing Al Holland as free agent. California chose Terrace Can, OF, Salisbury, MD. e - First-round choice awarded to San Diego as compensation for signing Ed Whitson as free agent. San Diego chose Joey Cora, SS, from Vanderbilt University. Between first and second rounds, Yankees chose Rick Balaban as special compensation for signing Tim Belcher in 1984 Major League compensation draft. f - In second round, Yankees chose Keith Miller, OF, from Oral Roberts University with 12th pick from San Diego as compensation for signing Rich Gossage as a free agent. g - First-round choice awarded to Chicago White Sox as compensation for signing Steve Kemp as a free agent. Chicago chose Joel Davis, RHP, from Jacksonville, FL. Second-round choice awarded to Cincinnati as compensation for signing Bob Shirley as a free agent. Cincinnati chose Joseph Oliver, C, from Orlando, FL. Third-round choice awarded to California as compensation for signing Don Baylor as a free agent. California chose Wally Joyner, Brigham Young University. h - First-round choice awarded to Cincinnati as compensation for signing Dave Collins as a free agent. Cincinnati chose Scott Jones, LHP, from Hinsdale, IL. In second round, Yankees chose Tim Birtsas with choice from California as compensation for signing Reggie Jackson as a free agent. i - First-round choice awarded to San Diego as compensation for signing Dave Winfield as a free agent. San Diego chose Frank Castro, C, from University of Miami (FL). In third round, with 12th pick, Yankees chose Scott Bradley, C, from University of North Carolina. Yankees were awarded pick as compensation from Atlanta for signing Gaylord Perry as a free agent. j - First-round choice awarded to Montreal as compensation for signing Rudy May, as a free agent. Montreal chose Terry Francona, OF, from University of Arizona. Second-round choice awarded to Boston as compensation for signing Bob Watson as a free agent. Boston chose Mike Brown, RHP, from Clemson University. Third-round choice of Billy Cannon was voided by Commissioner Bowie Kuhn. Fourth-round choice was Stephen Madden, OF, from New Hartford, NY. k - First-round choice awarded to Los Angeles as compensation for signing Tommy John as a free agent. Los Angeles chose Steve Perry, RHP, from the University of Michigan. l - Choice from Boston as compensation for signing Mike Torrez as a free agent. m - Choice from White Sox as compensation for signing Ron Blomberg as a free agent.

## 1996 COLUMBUS CLIPPERS International League

**Manager:** Stump Merrill.

**Record:** 85-57 (1st place, International League West, +2.5 games).

**Attendance:** 526,599.

**Playoffs:** Defeated Norfolk three games to none in semifinals; defeated Rochester three games to none to win International League Championship.

**Post-Season All-Stars:** 1B Ivan Cruz, C Jorge Posada.

**League Leaders:** P Dave Pavlas, 26 SV (T); C Jorge Posada, 79 BB.

**Batters of the Week:** C Jorge Posada (5/6-12), OF Ricky Ledee (8/19-25).

**Pitchers of the Week:** Kent Wallace (4/15-21), Tim Rumer (8/26-9/2).

### MOST USED LINEUP

(Most games at each position)

1B	Ivan Cruz .....	125	OF	Ricky Ledee .....	68
2B	Tim Barker .....	67	OF	Ruben Rivera .....	101
3B	Tracy Woodson .....	108	C	Jorge Posada .....	94
SS	Robert Eenhoorn .....	53	SP	Brian Boehringer .....	25
OF	Bubba Carpenter .....	123	RP	Dave Pavlas .....	57

### FINAL STATISTICS

BATTER	AVG	G	AB	R	H	2B	3B	HR	RBI	BB	SO	SB	E
Barker, T.	.266	116	402	71	107	27	8	2	45	56	57	24	19
Benavides, F.	.000	1	4	0	0	0	0	0	1	0	0	0	1
Carpenter, B.	.245	132	466	55	114	23	3	7	48	48	80	10	3
Cruz, I.	.258	130	446	84	115	26	0	28	96	48	99	2	5
Dalesandro, M.	.282	78	255	34	72	29	4	2	38	17	31	2	10
Delvecchio, N.	1.000	2	1	0	1	0	0	0	0	3	0	0	0
Diaz, M.	.262	16	61	9	16	3	0	2	11	1	6	0	0
Duncan, M.	.200	2	5	0	1	0	0	0	2	0	2	0	0
Eenhoorn, R.	.337	55	172	28	58	14	1	1	16	21	18	7	13
Fermin, F.	.211	7	19	3	4	0	0	0	3	3	1	0	0
Figga, M.	.273	4	11	3	3	1	0	0	0	1	3	0	0
Hinds, R.	.083	11	24	4	2	0	0	0	1	4	3	1	2
Howard, M.	.347	51	202	36	70	12	2	2	16	18	9	9	8
Katzaroff, R.	.444	2	9	0	4	0	0	0	0	0	0	0	0
Kelly, P.	.378	8	37	6	14	1	1	2	7	2	11	3	0
Ledee, R.	.282	96	358	79	101	22	6	21	64	44	95	6	5
Long, R.D.	.226	61	124	18	28	3	2	0	9	15	36	5	11
Luke, M.	.280	74	264	46	74	14	2	19	70	17	52	1	2
Marini, M.	.267	46	135	23	36	11	0	2	23	10	23	1	1
Martindale, R.	.263	7	19	3	5	2	1	0	3	3	5	0	1
McIntosh, T.	.277	67	206	30	57	11	1	10	28	11	40	0	7
Motuzas, J.	.250	5	12	1	3	0	1	0	1	0	7	0	1
Northrup, K.	.286	56	168	22	48	13	1	4	20	12	25	4	2
Posada, J.	.271	106	354	76	96	22	6	11	62	79	86	3	10
Raines, T.	.250	4	12	3	3	1	0	0	0	1	3	1	0
Rivera, R.	.235	101	362	59	85	20	4	10	46	40	96	15	7
Romano, S.	.150	18	40	5	6	2	0	0	4	5	6	1	0
Spencer, S.	.355	9	31	7	11	4	0	3	6	5	5	0	1
Strawberry, D.	.375	2	8	3	3	0	0	3	5	0	3	0	0
Torres, J.	.270	12	37	5	10	3	0	1	7	2	4	1	0
Wilson, T.	.000	1	1	0	0	0	0	0	0	1	0	0	0
Woodson, T.	.288	114	420	53	121	34	3	21	81	16	52	4	12

PITCHER	W-L	ERA	G	GS	CG	SHO	SV	IP	H	R	ER	BB	SO
Boehringer, B.	11-7	4.00	25	25	3	1	0	153.0	155	79	68	56	132
Brewer, B.	0-2	7.20	13	4	0	0	0	25.0	27	21	20	19	27
Brock, R.	0-0	9.00	1	0	0	0	0	1.0	2	1	1	0	2
Burrows, T.	1-0	5.96	23	0	0	0	0	22.2	24	16	15	11	20
Carper, M.	1-2	6.62	15	4	0	0	0	35.1	43	30	26	16	16
Croghan, A.	2-0	8.46	14	0	0	0	0	22.1	27	24	21	13	21
Cumberland, C.	2-7	6.52	12	12	1	0	0	58.0	86	45	42	23	35
DeJesus, J.	0-0	14.40	3	0	0	0	0	5.0	9	8	8	1	6
Drews, M.	0-4	8.41	7	7	0	0	0	20.1	18	27	19	27	7
Dunbar, M.	2-0	1.74	14	0	0	0	0	20.2	12	6	4	13	16
Edenfield, K.	4-1	2.34	33	0	0	0	3	42.1	32	12	11	15	28
Eiland, D.	8-4	2.92	15	15	3	0	0	92.1	77	37	30	13	76
Gibson, P.	1-0	7.04	9	0	0	0	0	7.2	8	6	6	9	4
Hines, R.	6-3	5.16	32	5	0	0	0	66.1	70	42	38	37	48
Hutton, M.	0-0	0.00	2	0	0	0	0	2.0	0	0	0	2	3
Jerzembek, M.	0-0	5.40	1	0	0	0	0	1.2	1	1	1	1	0
Kamieniecki, S.	2-1	5.64	5	5	2	0	0	30.1	33	21	19	8	27
Kotarski, M.	0-0	6.75	1	1	0	0	0	4.0	3	4	3	2	5
Mecir, J.	3-3	2.27	33	0	0	0	7	47.2	37	14	12	15	52
Melendez, J.	1-0	6.52	8	1	0	0	0	9.2	9	10	7	2	7
Mendoza, R.	6-2	2.51	15	15	0	0	0	97.0	96	30	27	19	61
Monteleone, R.	4-3	3.60	21	1	0	0	0	35.0	42	17	14	7	21
Pavlas, D.	8-2	1.99	57	0	0	0	26	77.0	64	20	17	13	65
Polley, D.	2-2	3.13	31	0	0	0	1	31.2	29	11	11	9	29
Ricken, R.	4-5	4.76	20	11	1	0	1	68.0	62	44	36	37	58
Rios, D.	4-1	1.95	24	0	0	0	0	27.2	22	7	6	6	22
Rumer, T.	3-1	2.72	12	8	0	0	0	49.2	39	20	15	14	35
Wallace, K.	4-2	4.68	13	12	2	0	0	67.1	69	37	35	15	34
Weathers, D.	0-2	5.68	4	4	0	0	0	19.0	25	15	12	8	7
Whitehurst, W.	8-7	3.08	28	18	2	0	3	108.0	101	42	37	25	83

## 1996 NORWICH NAVIGATORS Eastern League

**Manager:** Jim Essian.

**Record:** 71-70 (3rd place, Eastern League Northern Division, -12.0 games).

**Attendance:** 269,022.

**Playoffs:** Did not qualify.

**Post-Season All-Stars:** None.

**League Leaders:** OF Shane Spencer, 29 HR; 2B Kevin Riggs, 81 BB.

**Batters of the Week:** None.

**Pitchers of the Week:** Chris Cumberland (7/22-28), Katsuhiko Maeda (8/26-9/2).

### MOST USED LINEUP

(Most games at each position)

1B	Tate Seefried .....	88	OF	Shane Spencer .....	95
2B	Kevin Riggs .....	79	OF	Kevin Northrup .....	63
3B	Daniel Donato .....	107	C	Jaime Torres .....	90
SS	Eric Knowles .....	103	SP	Mike Buddie .....	26
OF	Kinnis Pledger .....	122	RP	Frank Lankford .....	61

### FINAL STATISTICS

BATTER	AVG	G	AB	R	H	2B	3B	HR	RBI	BB	SO	SB	E
DeBerry, J.	.154	9	26	1	4	0	0	0	6	0	6	0	2
Delafield, W.	.196	22	46	3	9	1	0	0	3	2	15	1	0
Delvecchio, N.	.278	12	36	7	10	3	0	2	7	6	9	1	0
Donato, D.	.285	134	459	47	131	27	1	2	48	34	51	5	34
Fithian, G.	.197	63	178	19	35	7	1	5	26	11	46	1	4
Fleming, C.	.321	15	28	4	9	0	0	0	1	5	1	0	1
Hinds, R.	.228	85	180	25	41	3	1	2	15	20	48	9	22
Imrisek, J.	.333	2	6	2	2	1	0	0	2	0	1	0	1
Katzaroff, R.	.274	23	84	11	23	4	0	0	5	7	9	0	1
Kelly, P.	.294	4	17	3	5	2	1	0	0	0	2	1	1
Knowles, E.	.245	126	396	56	97	23	1	7	42	32	92	9	32
Ledee, R.	.365	39	137	27	50	11	1	8	37	16	25	2	1
Long, R.D.	.300	6	10	4	3	0	0	0	3	4	2	0	2
McNair, F.	.276	69	246	31	68	10	1	7	43	11	53	2	8
Motuzas, J.	.333	5	9	1	3	0	0	0	2	0	4	0	1
Northrup, K.	.243	63	235	36	57	10	2	7	37	26	36	3	0
Norton, C.	.279	47	172	24	48	12	1	7	28	15	43	3	8
Pichardo, S.	.353	6	17	3	6	1	0	1	3	1	5	1	5
Pledger, K.	.265	131	445	80	118	27	6	19	67	65	123	20	8
Raines, T.	.185	8	27	8	5	1	0	1	1	9	2	2	0
Riggs, K.	.290	118	403	75	117	24	1	2	37	81	66	9	13
Romano, S.	.283	31	113	14	32	4	0	3	8	11	26	2	9
Seefried, T.	.208	115	361	52	75	17	0	14	47	47	128	2	12
Smith, S.	.218	60	202	27	44	10	2	2	20	30	96	4	3
Spencer, S.	.253	126	450	70	114	19	0	29	89	68	99	4	3
Torres, J.	.251	100	334	42	84	19	2	6	40	21	28	1	14
Troilo, J.	.500	3	8	3	4	0	0	2	2	0	1	0	0

PITCHER	W-L	ERA	G	GS	CG	SHO	SV	IP	H	R	ER	BB	SO
Beverlin, J.	0-3	8.44	8	4	0	0	0	16.0	25	21	15	6	17
Brock, R.	0-1	8.18	4	0	0	0	0	11.0	14	10	10	5	14
Brown, C.	0-0	0.00	1	0	0	0	0	2.1	1	0	0	1	1
Buddie, M.	7-12	4.45	29	26	4	0	0	159.2	176	101	79	71	103
Cone, D.	0-0	0.90	2	2	0	0	0	10.0	9	3	1	1	13
Croghan, A.	9-5	3.07	35	0	0	0	4	41.0	41	23	14	16	49
Cumberland, C.	5-7	5.27	16	16	2	1	0	95.2	112	73	56	37	44
Drews, M.	1-3	4.50	9	9	0	0	0	46.0	40	26	23	33	37
Dunbar, M.	4-2	1.78	33	6	0	0	1	70.2	59	33	14	28	59
Henthorne, K.	5-3	2.26	12	8	0	0	0	59.2	50	25	15	22	47
Hubbard, M.	2-0	5.49	4	4	0	0	0	19.2	19	13	12	10	14
Jerzembek, M.	3-6	4.52	14	13	1	1	0	69.2	74	38	35	26	65
Kotarski, M.	1-2	4.35	42	1	0	0	3	72.1	73	40	35	29	66
Lankford, F.	7-8	2.66	61	0	0	0	4	88.0	82	42	26	40	61
Maeda, K.	3-2	4.05	9	9	1	1	0	53.1	49	25	24	21	30
Medina, R.	5-8	3.06	19	19	1	0	0	103.0	78	48	35	55	112
Meyer, D.	0-0	4.71	19	0	0	0	1	21.0	20	12	11	11	13
Motuzas, J.	0-0	0.00	1	0	0	0	0	2.0	2	0	0	1	0
Musselwhite, J.	2-1	2.25	5	5	1	0	0	36.0	28	9	9	10	25
Perez, M.	1-0	0.00	1	1	0	0	0	8.0	4	0	0	1	7
Quirico, R.	2-0	2.21	9	5	0	0	0	36.2	27	9	9	14	32
Resz, G.	1-1	2.54	19	2	0	0	2	39.0	38	17	11	18	37
Ricken, R.	5-2	4.47	8	8	1	1	0	46.1	42	26	23	20	42
Rios, D.	3-1	2.09	38	0	0	0	17	43.0	34	14	10	21	38
Rumer, T.	3-1	2.25	8	7	0	0	0	40.0	32	12	10	18	44
Sutherland, J.	3-2	2.74	26	0	0	0	1	42.2	37	15	13	19	31
Wallace, K.	0-0	6.00	1	1	0	0	0	6.0	10	4	4	0	1

## 1996 TAMPA YANKEES Florida State League

**Manager:** Trey Hillman.

**Record:** 1st half: 41-25 (2nd place, Eastern League West Division, -1.0 games).

2nd half: 43-25 (1st place, Eastern League West Division, +0.5 games).

**Attendance:** 124,619.

**Playoffs:** Lost to Clearwater, 2 games to none, in the Florida State League semifinal.

**Post-Season All-Stars:** OF Kurt Bierek, RP Jay Tessmer.

**Manager of the Year:** Trey Hillman.

**Florida State League Most Valuable Player:** RP Jay Tessmer.

**League Leaders:** RP Jay Tessmer, 35 SV and 68 G.

**Batters of the Week:** OF Kurt Bierek (4/22-28), SS Chris Wilcox (6/10-16), C Chris Ashby (8/26-31).

**Pitcher of the Week:** Jay Tessmer (4/4-14).

### MOST USED LINEUP

(Most games at each position)

1B	Carlos Yedo .....	130	OF	Brian Buchanan .....	96
2B	Sandy Pichardo .....	71	OF	Kraig Hawkins .....	72
3B	Brian McLamb .....	57	C	Chris Ashby .....	85
SS	Jose Lobaton .....	113	SP	Brett Schlomann .....	26
OF	Luke Wilcox .....	106	RP	Jay Tessmer .....	68

### FINAL STATISTICS

BATTER	AVG	G	AB	R	H	2B	3B	HR	RBI	BB	SO	SB	E
Ashby, C.	.246	100	325	55	80	28	0	6	46	71	78	16	13
Beeney, R.	.205	13	39	7	8	1	0	0	4	7	12	0	4
Bierek, K.	.303	88	320	48	97	14	2	11	55	41	40	6	0
Brown, V.	.202	35	89	17	18	3	0	0	7	14	22	2	11
Buchanan, B.	.260	131	526	65	137	22	4	10	58	37	108	23	6
Camfield, E.	.220	13	41	4	9	1	0	0	0	2	7	0	0
Delvecchio, N.	.269	17	52	9	14	2	0	2	4	17	15	2	0
Dukart, D.	.314	59	194	19	61	17	0	2	27	8	28	1	11
Emmons, S.	.204	36	98	6	20	2	1	1	10	10	26	0	7
Giardi, M.	.154	5	13	3	2	0	0	0	1	4	3	0	0
Gomez, R.	.292	40	130	15	38	9	1	1	24	26	12	4	7
Hawkins, K.	.299	75	268	41	80	2	5	1	21	35	41	13	2
Imrisek, J.	.000	4	3	0	0	0	0	0	0	0	1	0	0
Kelly, P.	.273	6	22	6	6	0	0	1	2	1	7	0	2
Lobaton, J.	.232	113	375	39	87	16	5	5	37	34	74	11	21
Lowell, M.	.282	24	78	8	22	5	0	0	11	3	13	1	3
Luke, M.	.286	2	7	1	2	0	0	0	1	1	1	0	0
McLamb, B.	.211	85	266	31	56	13	0	2	25	23	62	7	25
Motuzas, J.	.000	2	3	0	0	0	0	0	0	0	3	0	0
Pichardo, S.	.252	84	294	40	74	7	7	2	33	21	49	4	10
Raines, T.	.361	9	36	9	13	2	0	2	11	8	3	0	0
Smith, S.	.222	61	194	25	43	10	1	4	21	46	60	5	4
Trolio, J.	.200	11	25	2	5	1	0	1	5	1	7	0	1
Twombly, D.	.276	28	76	7	21	4	0	1	8	12	18	0	2
Wilcox, L.	.283	119	470	72	133	32	5	11	76	40	71	14	3
Yedo, C.	.227	131	463	58	105	21	1	11	55	64	131	1	25

PITCHERS	W-L	ERA	G	GS	CG	SHO	SV	IP	H	R	ER	BB	SO
Beverlin, J.	2-0	3.50	25	1	0	0	1	46.1	43	22	18	17	38
Brancho, A.	0-0	5.40	2	0	0	0	0	1.2	2	1	1	2	0
Brown, C.	0-0	3.45	12	0	0	0	0	15.2	16	9	6	5	16
Corn, C.	12-4	2.91	26	25	2	1	0	170.1	145	67	55	38	109
Drews, M.	0-3	7.13	4	4	0	0	0	17.2	26	20	14	12	12
Drumheller, A.	9-3	2.28	36	0	0	0	1	51.1	34	15	13	33	57
Henthorne, K.	7-4	2.60	19	13	0	0	0	93.1	88	31	27	12	82
Hubbard, M.	1-2	5.73	4	4	0	0	0	22.0	27	17	14	6	12
Hutton, M.	0-0	1.80	3	2	0	0	0	5.0	2	1	1	1	6
Jerzembeck, M.	4-2	2.95	12	12	0	0	0	73.1	67	26	24	13	60
Kamieniecki, S.	2-1	1.17	3	3	1	0	0	23.0	20	6	3	4	17
Key, J.	0-0	2.77	2	2	0	0	0	13.0	10	4	4	1	11
Lail, D.	4-0	2.55	31	0	0	0	1	35.1	37	11	10	14	21
Maeda, K.	0-0	4.22	2	2	0	0	0	10.2	11	5	5	6	8
Meyer, D.	3-2	2.11	11	6	0	0	0	38.1	46	16	9	17	18
Mittauer, C.	1-1	2.01	21	0	0	0	4	31.1	28	10	7	5	23
Musselwhite, J.	0-2	7.80	3	3	0	0	0	15.0	24	16	13	5	5
Resz, G.	0-1	2.52	20	0	0	0	4	25.0	20	11	7	12	31
Santiago, S.	0-1	5.11	9	1	0	0	1	12.1	18	9	7	4	11
Schlomann, B.	11-8	4.26	26	26	1	1	0	145.2	152	81	69	49	103
Shelby, A.	2-2	1.80	24	0	0	0	1	30.0	26	12	6	7	18
Spence, M.	2-4	5.80	8	8	0	0	0	40.1	51	31	26	12	20
St. Pierre, B.	12-6	3.21	29	22	0	0	1	140.0	133	69	50	38	107
Stewart, S.	0-0	2.70	14	0	0	0	0	26.2	29	14	8	5	23
Tessmer, J.	12-4	1.48	68	0	0	0	35	97.1	68	18	16	19	104

## 1996 GREENSBORO BATS South Atlantic League

**Manager:** Rick Patterson (through 5/2), Jimmy Johnson (5/3 through end of season).

**Record:** 1st half: 29-41 (5th place, South Atlantic League Central Division, -19.5 games).  
2nd half: 27-45 (6th place, South Atlantic League Central Division, -18.0 games).

**Attendance:** 168,534.

**Playoffs:** Did not qualify.

**Post-Season All-Stars:** None.

**League Leaders:** SS D'Angelo Jimenez, 537 AB; 2B Rod Smith, 57 SB; OF Derek Shumpert, 141 G.

**Batters of the Week:** None.

**Pitcher of the Week:** None.

### MOST USED LINEUP

(Most games at each position)

1B Cody Samuel ..... 98	OF Shea Morenz ..... 91
2B Rod Smith ..... 131	OF Eric Camfield ..... 67
3B Mike Lowell ..... 112	C Jason Trolio ..... 66
SS D'Angelo Jimenez ..... 136	SP Michael Spence ..... 19
OF Derek Shumpert ..... 141	RP Darrell Einerston ..... 48

### FINAL STATISTICS

BATTER	AVG	G	AB	R	H	2B	3B	HR	RBI	BB	SO	SB	E
Antrim, P.	.083	15	12	2	1	0	0	0	0	1	7	1	1
Brown, V.	.319	25	91	8	29	6	0	1	9	11	23	9	8
Camfield, E.	.176	76	238	19	42	2	2	0	24	18	63	13	3
Delafield, W.	.255	30	98	16	25	4	1	2	11	6	30	1	0
Dennis, L.	.253	33	75	15	19	3	0	1	9	11	27	1	1
Emmons, S.	.239	15	46	7	11	1	0	1	9	2	6	0	2
Giardi, M.	.222	20	63	11	14	5	0	3	5	10	13	0	1
Hairston, J.	.216	59	194	19	42	5	1	5	19	19	81	4	10
Jimenez, D.	.244	138	537	68	131	25	5	6	48	56	113	15	50
Keech, E.	.229	16	35	4	8	2	0	0	2	3	4	0	2
Lowell, M.	.282	113	433	58	122	33	0	8	64	46	43	10	32
McCormick, C.	.197	65	173	16	34	9	0	6	20	12	46	0	7
Morenz, S.	.249	91	338	40	84	14	4	2	48	38	92	13	5
Pinto, R.	.206	52	165	13	34	9	1	1	14	5	41	2	10
Rosado, L.	.250	7	12	2	3	0	0	0	0	1	6	0	1
Saffer, J.	.273	45	154	17	42	10	3	3	16	7	60	0	1
Samuel, C.	.254	126	477	50	121	19	0	19	86	37	165	0	20
Shumpert, D.	.253	141	522	76	132	20	10	3	45	57	144	28	5
Smith, R.	.212	132	481	71	102	15	8	4	32	64	128	57	40
Trolio, J.	.191	67	199	19	38	10	0	3	17	10	62	2	16
Valazquez, J.	.246	116	415	55	102	17	2	6	43	35	75	4	4

PITCHER	W-L	ERA	G	GS	CG	SHO	SV	IP	H	R	ER	BB	SO
Becker, T.	6-9	3.69	40	14	1	0	0	127.0	116	69	52	75	97
Bracho, A.	4-4	3.80	34	5	0	0	1	92.1	95	47	39	34	70
Brown, C.	2-2	1.59	23	0	0	0	8	28.1	13	6	5	13	33
Coleman, B.	0-0	4.91	4	0	0	0	0	7.1	5	4	4	3	9
DeLosSantos, L.	4-1	4.83	7	6	0	0	0	31.2	39	17	17	11	21
Dunbar, M.	1-1	1.93	2	2	0	0	0	14.0	6	3	3	4	19
Einerston, D.	3-9	2.70	48	0	0	0	8	70.0	69	29	21	19	48
Ford, B.	2-6	4.26	43	0	0	0	2	82.1	75	48	39	33	84
Frazier, H.	0-0	27.00	2	0	0	0	0	.2	3	3	2	1	0
Judd, M.	2-2	3.81	29	0	0	0	10	28.1	22	14	12	8	36
Lail, D.	1-0	4.70	11	0	0	0	0	23.0	19	16	12	11	24
Lowell, M.	0-0	0.00	1	0	0	0	0	1.0	0	0	0	0	2
Meyer, D.	1-0	0.00	6	0	0	0	0	18.2	9	0	0	1	24
Militello, S.	0-2	8.53	3	3	0	0	0	6.1	1	7	6	15	5
Musslewhite, J.	2-1	3.15	4	4	0	0	0	20.0	26	9	7	3	15
Oliver, R.	3-2	4.24	9	9	0	0	0	46.2	51	28	22	23	44
Parotte, F.	0-0	2.55	24	0	0	0	0	53.0	35	24	15	35	41
Randolph, S.	4-7	3.77	32	17	0	0	0	100.1	74	46	42	96	111
Robbins, J.	1-8	6.45	18	12	0	0	0	64.0	80	59	53	49	50
Robinson, M.	1-8	5.73	10	10	1	0	0	48.2	60	43	31	30	38
Schaffner, E.	3-7	5.03	27	12	0	0	0	91.1	97	65	51	62	62
Shelby, A.	2-1	1.38	16	0	0	0	1	26.0	16	5	4	10	25
Spence, M.	6-6	3.85	19	19	0	0	0	114.2	108	66	49	38	89
Stewart, S.	3-3	6.16	10	10	1	1	0	57.0	64	43	39	26	51
Taylor, B.	0-5	18.73	9	9	0	0	0	16.1	21	40	34	43	11
Verdin, C.	5-2	2.42	14	10	1	0	0	67.0	56	34	18	24	71

## 1996 ONEONTA YANKEES

### New York-Penn League

**Manager:** Gary Tuck.

**Record:** 31-45 (4th place, New York-Penn League Pinckney Division, -14.5 games).

**Attendance:** 50,509.

**Playoffs:** Did not qualify.

**Post-Season All-Stars:** OF Donzell McDonald..

**League Leaders:** P Luis DeLosSantos, 3 CG (T), 2 SHO; OF Donzell McDonald, 10 3B, 54 SB. P Martin Robinson, 15 GS (T).

**Pitcher of the Week:** Martin Robinson (6/24-30), Luis DeLosSantos (7/22-28 and 8/5-11).

#### MOST USED LINEUP

(Most games at each position)

1B	Jeff Saffer .....	53	OF	Garrett Butler .....	69
2B	Blaine Phillips .....	40	OF	Eric Kofler .....	37
3B	Allen Butler .....	71	C	Victor Valencia .....	47
SS	Les Dennis .....	72	SP	Martin Robinson .....	15
OF	Donzell McDonald .....	74	RP	Carlos Aguilar .....	23

#### FINAL STATISTICS

BATTER	AVG	G	AB	R	H	2B	3B	HR	RBI	BB	SO	SB	E
Antrim, P.	.224	14	49	4	11	0	0	0	2	5	14	3	6
Aylor, B.	.440	8	25	9	11	3	3	0	5	2	5	3	1
Ayotte, S.	.202	27	89	9	18	5	1	0	8	8	32	2	3
Beaumont, H.	.000	1	3	0	0	0	0	0	0	0	1	0	0
Beeney, R.	.500	2	4	1	2	0	0	0	0	0	0	0	1
Butler, A.	.217	72	249	32	54	7	2	1	24	32	66	0	23
Butler, G.	.280	69	207	36	58	3	1	0	16	30	46	29	2
Delacruz, W.	.400	4	15	3	6	1	0	0	0	1	2	0	0
Dennis, L.	.243	72	276	36	67	3	2	0	43	33	76	20	15
Huffman, R.	.197	23	61	8	12	4	1	0	6	6	24	0	4
Kane, K.	.250	4	4	1	1	0	0	0	0	0	1	0	0
Kofler, E.	.227	46	176	18	40	8	0	3	22	10	33	3	6
McDonald, D.	.277	74	282	57	78	8	10	2	30	43	62	54	6
Phillips, B.	.208	46	144	12	30	2	0	0	12	11	49	0	13
Pinto, R.	.206	53	199	15	41	1	2	2	20	13	54	1	3
Saffer, J.	.249	53	197	18	49	4	1	4	27	22	62	2	10
Seabol, S.	.211	43	142	16	30	9	1	3	10	15	30	2	11
Twombly, D.	.211	6	19	2	4	1	0	1	3	4	5	0	0
Valencia, V.	.195	72	261	30	51	8	0	3	25	21	86	3	6
Wheeler, R.	.308	24	65	12	20	3	1	0	5	1	11	4	7

PITCHER	W-L	ERA	G	GS	CG	SHO	SV	IP	H	R	ER	BB	SO
Aguilar, C.	0-4	3.62	23	0	0	0	0	49.2	44	29	20	27	43
Armas, A.	1-1	5.74	3	3	0	0	0	15.2	14	12	10	11	14
Biehle, M.	2-3	3.96	20	0	0	0	0	36.1	37	22	16	18	42
Bracho, A.	0-2	7.20	4	1	0	0	1	10.0	8	8	8	13	11
Brand, S.	1-2	3.70	9	1	0	0	0	24.1	20	17	10	19	22
Coleman, B.	1-0	14.73	3	0	0	0	0	3.2	4	6	6	6	4
DeLossantos, L.	4-4	3.72	10	10	3	2	0	58.0	44	28	24	21	62
Dingman, C.	0-2	2.04	20	0	0	0	9	35.1	17	11	8	9	52
Ellison, J.	0-0	9.00	1	0	0	0	0	1.0	2	1	1	0	2
Frazier, H.	2-1	2.70	5	0	0	0	0	6.2	2	2	2	2	7
Hendrikk, B.	3-2	1.33	17	0	0	0	1	27.0	17	6	4	15	23
Ingerick, R.	1-1	5.85	11	0	0	0	0	20.0	26	16	13	11	21
Krall, E.	0-5	2.62	15	6	0	0	0	44.2	43	27	13	25	29
Mota, D.	0-1	4.50	10	0	0	0	7	10.0	10	5	5	2	11
Phillips, B.	3-4	2.86	14	14	0	0	0	78.2	58	40	25	41	56
Rangel, J.	7-2	2.96	15	14	0	0	0	85.0	64	35	28	36	79
Rayment, J.	0-1	18.00	1	1	0	0	0	2.0	3	4	4	3	0
Robbins, J.	3-4	4.50	11	11	0	0	0	66.0	64	42	33	35	47
Robinson, M.	3-6	3.90	15	15	1	0	0	80.2	83	49	35	43	50
Trunk, T.	0-0	36.00	1	0	0	0	0	1.0	5	4	4	1	1

## 1996 TAMPA YANKEES Gulf Coast League

**Manager:** Ken Dominguez.

**Record:** 37-21 (1st place, Gulf Coast League Northern Division, +6.5 games).

**Playoffs:** Defeated Expos one game to none in Gulf Coast League semifinal. Defeated Rangers two games to none to win Gulf Coast League Championship.

**Post-Season All-Stars:** C Donny Leon.

**Manager-of-the-Year:** Ken Dominguez.

**League Leaders:** 1B Nick Johnson, .422 OBA; C Donny Leon, .361 AVE., 46 RBI, .571 Slg. Pct.

### MOST USED LINEUP

(Most games at each position)

1B	Nick Johnson .....	36	OF	Richard Brown .....	47
2B	Pedro Ozuna .....	33	OF	Victor Preciado .....	40
3B	Alain Cruz .....	44	C	Donny Leon .....	31
SS	Christian Guzman .....	41	SP	Brian Buchanan .....	11
OF	Orlando Carey .....	57	RP	Jason McBride .....	23

### FINAL STATISTICS

BATTER	AVG	G	AB	R	H	2B	3B	HR	RBI	BB	SO	SB	E
Brown, R.	.287	47	164	33	47	8	3	0	23	23	32	2	5
Candelaria, V.	.279	25	68	8	19	3	0	0	11	6	11	0	3
Carey, O.	.249	57	213	32	53	4	3	0	20	14	47	5	3
Cruz, A.	.255	45	165	33	42	13	2	3	26	16	46	3	11
Delacruz, W.	.163	16	43	3	7	0	0	0	6	4	9	1	2
Delvecchio, N.	.611	5	18	4	11	4	0	2	8	6	1	1	1
Gomez, R.	.276	16	58	12	16	6	0	0	10	9	7	0	1
Guzman, C.	.294	42	170	37	50	8	2	1	21	10	31	7	20
Johnson, N.	.287	47	157	31	45	11	1	2	33	30	35	0	3
Katzaroff, R.	.407	7	27	9	11	2	0	0	3	6	0	3	0
Kelly, P.	.353	5	17	7	6	2	0	1	1	3	2	3	0
Leon, D.	.361	53	191	30	69	14	4	6	46	9	30	1	10
Mateo, V.	.315	32	127	25	40	1	3	0	15	9	29	0	11
Matos, W.	.247	35	97	13	24	5	0	0	14	11	29	0	4
Meier, B.	.333	3	3	0	1	1	0	0	0	0	1	0	0
Munson, M.	.300	19	40	6	12	2	0	1	4	2	9	0	2
Olivares, T.	.300	9	20	3	6	1	0	0	4	1	2	0	1
Ozuna, P.	.306	34	108	24	33	3	1	0	20	11	17	3	7
Preciado, V.	.250	45	164	15	41	7	2	0	22	11	27	1	2
Quintero, C.	.265	21	68	13	18	4	0	1	8	4	13	1	0
Raines, T.	.600	1	5	2	3	3	0	0	3	1	0	0	0
Smith, N.	.240	14	25	5	6	0	0	0	0	4	9	1	0

PITCHER	W-L	ERA	G	GS	CG	SHO	SV	IP	H	R	ER	BB	SO
Armas, A.	4-1	3.15	8	7	0	0	1	45.2	41	18	16	13	45
Buchanan, B.	4-1	3.02	12	11	1	1	0	59.2	47	26	20	29	45
Coble, J.	1-1	2.48	9	9	0	0	0	32.2	23	11	9	20	40
Corialan, R.	2-1	4.30	12	0	0	0	1	29.1	27	18	14	16	26
Cremer, R.	0-1	11.57	2	1	0	0	0	4.2	3	7	6	8	4
Day, S.	5-2	5.61	7	5	0	0	0	33.2	41	26	21	3	23
Ellison, J.	3-2	1.25	21	3	0	0	7	36.0	24	8	5	15	42
Fajardo, A.	0-0	0.00	2	0	0	0	0	4.1	2	0	0	4	8
Hendriks, B.	0-1	3.86	7	0	0	0	1	9.1	9	10	4	3	10
Key, J.	1-0	0.00	1	1	0	0	0	5.0	3	2	0	0	10
Maeda, K.	1-1	3.00	2	2	1	1	0	9.0	4	3	3	2	7
Martinez, O.	0-0	14.90	7	0	0	0	0	9.2	22	19	16	4	3
McBride, J.	3-4	4.06	23	0	0	0	2	31.0	35	15	14	8	27
Moreno, W.	0-1	9.56	11	0	0	0	0	16.0	27	24	17	8	8
Oliver, R.	1-0	0.00	4	0	0	0	1	8.2	4	0	0	1	7
Paraqueima, J.	3-2	2.01	11	9	0	0	0	49.1	43	24	11	15	49
Perez, M.	1-0	1.64	2	2	0	0	0	11.0	9	4	2	3	7
Reith, B.	2-3	4.13	10	4	0	0	0	32.2	31	16	15	16	21
Rodriguez, J.	0-0	13.50	1	0	0	0	0	.2	3	1	1	0	0
Rumer, T.	0-0	0.00	2	1	0	0	0	8.0	1	0	0	2	15
Schnautz, B.	2-0	5.16	10	1	0	0	0	22.2	28	13	13	5	31
Stewart, D.	0-0	3.86	1	0	0	0	0	2.1	2	1	1	1	4
Trunk, T.	0-0	0.00	1	0	0	0	0	.2	0	0	0	1	1
Valle, Y.	3-0	2.55	7	1	0	0	0	17.2	20	9	5	1	15
Wallace, K.	1-0	1.80	1	1	0	0	0	5.0	3	1	1	0	5

## ACOSTA, Alberto A.

HEIGHT: 6-4      BATS: R      BORN: August 25, 1977, Portobelo, Panama  
WEIGHT: 170      THROWS: R      RESIDES: Portobelo, Panama  
SIGNED BY: Karl Heron  
HOW OBTAINED: Signed as a free agent on February 23, 1996.

YEAR	CLUB	LEVEL	W-L	ERA	G	GS	CG	Sho	SV	IP	H	R	ER	BB	SO
1996	Santo Domingo														

## ALMENGO, Yoryi Felipe

HEIGHT: 6-3      BATS: R      BORN: September 13, 1979, Santo Domingo, D.R.  
WEIGHT: 169      THROWS: R      RESIDES: Santo Domingo, Dominican Republic  
SIGNED BY: Victor Mata  
HOW OBTAINED: Signed as a free agent on September 5, 1996.

YEAR	CLUB	LEVEL	W-L	ERA	G	GS	CG	Sho	SV	IP	H	R	ER	BB	SO
1997															

## ALMONTE, Erick

HEIGHT: 6-2      BATS: R      BORN: February 1, 1978, Santo Domingo, D. R.  
WEIGHT: 180      THROWS: R      RESIDES: Santo Domingo, Dominican Republic  
SIGNED BY: Victor Mata  
HOW OBTAINED: Signed as a free-agent on February 12, 1996.  
POSITIONS PLAYED: 3B

YEAR	CLUB	CLASS	AVG	G	AB	R	H	2B	3B	HR	RBI	BB	SO	SB
1996	Santo Domingo													

## ANTRIM, Patrick

HEIGHT: 6-2      BATS: S      BORN: August 18, 1973, Omaha, NE  
WEIGHT: 170      THROWS: R      RESIDES: Rancho Santa Margarita, CA  
SIGNED BY: Bill Schmidt  
HOW OBTAINED: Yankees' 27th-round pick in the June 1995 free-agent draft.  
Graduated from El Toro H.S. Attended Saddleback C.C. (CA), where he was all-conference and team MVP in 1995.  
POSITIONS PLAYED: 1996 Oneonta (2B-13, SS-2), Greensboro (2B-2, 3B-1, SS-3);1995 Tampa-R (2B-13, SS-1), Oneonta (SS-23, 2B-1).

YEAR	CLUB	CLASS	AVG	G	AB	R	H	2B	3B	HR	RBI	BB	SO	SB
1995	Tampa	R	.250	16	52	9	13	2	1	0	4	4	13	3
	Oneonta	A	.192	26	78	6	15	1	0	0	5	1	23	3
1996	Oneonta	A	.224	14	49	4	11	0	0	0	2	5	14	3
	Greensboro	A	.083	15	12	2	1	0	0	0	0	1	7	1

## ARMAS, Antonio Jose (Tony)

HEIGHT: 6-4      BATS: R      BORN: April 29, 1978, Puerto Piritu, Venezuela  
WEIGHT: 175      THROWS: R      RESIDES: Puerto Piritu, Venezuela  
SIGNED BY: Raul Ortega/Rudy Santin  
HOW OBTAINED: Signed as a free agent on August 16, 1994.

YEAR	CLUB	LEVEL	W-L	ERA	G	GS	CG	Sho	SV	IP	H	R	ER	BB	SO
1995	Tampa	R	0-1	0.64	5	4	0	0	0	14.0	12	9	1	6	13
1996	Tampa	R	4-1	3.15	8	7	0	0	1	45.2	41	18	16	13	45
	Oneonta	A	1-1	5.74	3	3	0	0	0	15.2	14	12	10	11	14

## AYLOR, Brian David

HEIGHT: 6-2      BATS: L      BORN: 4/6/74, Midwest City, OK  
WEIGHT: 200      THROWS: L      RESIDES: Midwest City, OK  
SIGNED BY: Mark Batcho  
HOW OBTAINED: Yankees' 7th-round pick in the June 1996 free-agent draft Attended Oklahoma State University where he hit a homerun in his first a-bat playing in the 1996 College World Series. Named All-State at Midwest City H.S. in football and baseball.  
POSITIONS PLAYED: 1996 (CF-8).

YEAR	CLUB	CLASS	AVG	G	AB	R	H	2B	3B	HR	RBI	BB	SO	SB
1996	Oneonta	A	.440	8	25	9	11	3	3	0	5	2	5	3

## AYOTTE, Scott Anthony

HEIGHT: 6-1      BATS: L      BORN: September 30, 1973, Port Huron, MI  
WEIGHT: 195      THROWS: L      RESIDES: Lakeport, MI  
SIGNED BY: Dick Groch  
HOW OBTAINED: Signed as a free-agent on January 17, 1996.  
POSITIONS PLAYED: OF

YEAR	CLUB	CLASS	AVG	G	AB	R	H	2B	3B	HR	RBI	BB	SO	SB
1996	Oneonta	A	.202	27	89	9	18	5	1	0	8	8	32	2

## BECKER, Thomas (Tom)

**HEIGHT:** 6-3      **BATS:** R      **BORN:** January 13, 1975, Adelaide, South Australia  
**WEIGHT:** 205      **THROWS:** R      **RESIDES:** Adelaide, South Australia, Australia  
**SIGNED BY:** Ron Harvey/Dick Groch  
**HOW OBTAINED:** Signed as a free agent on September 1, 1993.  
Attended Pulteney Grammar School in South Australia, where he played Australian-rules football and water polo.

YEAR	CLUB	LEVEL	W-L	ERA	G	GS	CG	Sho	SV	IP	H	R	ER	BB	SO
1994	Tampa	R	1-3	2.84	7	7	0	0	0	31.2	26	24	10	23	29
1995	Oneonta	A	6-6	5.33	15	15	0	0	0	77.2	83	55	46	40	65
1996	Greensboro	A	6-9	3.69	40	14	1	0	0	127.0	116	69	52	75	97

## BEENEY, Ryan

**HEIGHT:** 6-2      **BATS:** R      **BORN:** August 22, 1972, Newark, OH  
**WEIGHT:** 195      **THROWS:** R      **RESIDES:** Newark, OH  
**SIGNED BY:** Dick Groch  
**HOW OBTAINED:** Yankees' 8th-round pick in the June 1994 free-agent draft.  
Attended Kent State University and in 1994 was MVP of the Mid-Atlantic Conference. Graduated from Newark (OH) H.S., where he played baseball, basketball and golf.  
**POSITIONS PLAYED:** 1996 Oneonta (2B-2), Tampa A (2B-2, 3B-3, SS-8); 1995 (SS-56); 1994 (SS-27).

YEAR	CLUB	CLASS	AVG	G	AB	R	H	2B	3B	HR	RBI	BB	SO	SB
1994	Oneonta	A	.301	30	103	17	31	5	1	1	7	12	19	3
1995	Greensboro	A	.278	57	227	32	63	6	0	0	21	29	48	9
1996	Oneonta	A	.500	2	4	1	2	0	0	0	0	0	0	0
	Tampa	A	.205	13	39	7	8	1	0	0	4	7	12	0

## BELTRES, Manuel

**HEIGHT:** 5-11      **BATS:** S      **BORN:** July 15, 1977, Santo Domingo, D.R.  
**WEIGHT:** 140      **THROWS:** R      **RESIDES:** Santo Domingo, Dominican Republic  
**SIGNED BY:** Victor Mata/Rudy Santin  
**HOW OBTAINED:** Signed as a free agent on August 24, 1994.  
**POSITIONS PLAYED:** IF

YEAR	CLUB	CLASS	AVG	G	AB	R	H	2B	3B	HR	RBI	BB	SO	SB
1995	Santo Domingo													
1996	Santo Domingo													

## BEVERLIN, Jason Robert (Jason)

**HEIGHT:** 6-5      **BATS:** L      **BORN:** November 27, 1973, Ashtabula, OH  
**WEIGHT:** 220      **THROWS:** R      **RESIDES:** Royal Oak, MI  
**SIGNED BY:** Mark Conkin  
**HOW OBTAINED:** Acquired on 7/28/95 from Oakland along with Ruben Sierra for Danny Tartabull.  
1995 Class A: T7th losses. Graduated from Dondero H.S. Attended Western Carolina University, where he was an All-American and 2-time all-conference pitcher.

YEAR	CLUB	LEVEL	W-L	ERA	G	GS	CG	Sho	SV	IP	H	R	ER	BB	SO
1994	West Michigan	A	3-2	1.76	17	1	0	0	1	41.0	32	12	8	14	48
1995	West Michigan	A	3-9	4.04	22	14	0	0	0	89.0	76	51	40	40	84
	Greensboro	A	2-4	2.65	7	7	1	1	0	51.0	49	15	15	6	31
1996	Tampa	A	2-0	3.50	25	1	0	0	1	46.1	43	22	18	17	38
	Norwich	AA	0-3	8.44	8	4	0	0	0	16.0	25	21	15	6	17

## BIEHLE, Michael Frederick

**HEIGHT:** 6-1      **BATS:** L      **BORN:** 1/17/74 Oxford, OH  
**WEIGHT:** 215      **THROWS:** L      **RESIDES:** South Lebanon, OH  
**SIGNED BY:** Dick Groch  
**HOW OBTAINED:** Yankees' 75th-round pick in the June 1996 free-agent draft. Lettered in football, basketball, and baseball at King Mills H.S. in Ohio. Pitched for Ohio State University where he was an All Big Ten selection and won three Big 10 Championships. Set a conference record for strikeouts per 9 innings with 12.53 Ks.

YEAR	CLUB	LEVEL	W-L	ERA	G	GS	CG	Sho	SV	IP	H	R	ER	BB	SO
1996	Oneonta	A	2-3	3.96	20	0	0	0	0	36.1	37	22	16	18	42

## BIEREK, Kurt Vincent

**HEIGHT:** 6-4      **BATS:** L      **BORN:** September 13, 1972, Portland, OR  
**WEIGHT:** 205      **THROWS:** R      **RESIDES:** Hillsboro, OR  
**SIGNED BY:** Bill Geivett  
**HOW OBTAINED:** Yankees' 6th-round pick in the June 1993 free-agent draft.

Graduated from Glencoe (OR) H.S., where he played baseball and football. Attended UCLA. 1993 New York-Penn League: T2nd triples (6). 1993 Yankees organization: T4th games (133), 7th runs (78), T8th triples (6). Hit for the cycle on 8/8/93 vs Geneva.

**POSITIONS PLAYED:** 1996 (OF-58); 1995 (3B-122); 1994 (3B-125); 1993 (3B-43, 1B-17).

YEAR	CLUB	CLASS	AVG	G	AB	R	H	2B	3B	HR	RBI	BB	SO	SB
1993	Oneonta	A	.234	70	274	36	64	6	6	5	37	19	49	4
1994	Greensboro	A	.253	133	467	78	118	24	6	14	73	69	101	8
1995	Tampa	A	.248	126	447	60	111	16	2	4	53	61	73	3
1996	Tampa	A	.303	88	320	48	97	14	2	11	55	41	40	6

### BLEVINS, Jeremy Marcus

**HEIGHT:** 6-3      **BATS:** R      **BORN:** October 5, 1977, Carter County, TN

**WEIGHT:** 190      **THROWS:** R      **RESIDES:** Bristol, TN

**SIGNED BY:** John Burden

**HOW OBTAINED:** Acquired from Anaheim on December 9, 1996 as part of Jim Leyritz trade. Originally a third-round pick in the June 1995 free-agent draft.

YEAR	CLUB	LEVEL	W-L	ERA	G	GS	CG	Sho	SV	IP	H	R	ER	BB	SO
1995	Mesa	R	5-1	2.45	11	9	0	0	0	51.1	39	20	14	32	48
1996	Boise	A	2-3	6.60	14	13	0	0	0	58.2	54	49	43	58	39

### BOARDMAN, Eric Matthew

**HEIGHT:** 6-4      **BATS:** R      **BORN:** October 14, 1975, Downey, CA

**WEIGHT:** 215      **THROWS:** R      **RESIDES:** Norwalk, CA

**SIGNED BY:** Bill Schmidt

**HOW OBTAINED:** Yankees' 4th-round pick in the June 1995 free-agent draft.

Graduated from Norwalk (CA) H.S., where he played baseball and football. Attended Cerritos College.

YEAR	CLUB	LEVEL	W-L	ERA	G	GS	CG	Sho	SV	IP	H	R	ER	BB	SO
1995	Oneonta	A	3-4	3.82	11	6	0	0	0	33.0	30	24	14	21	23
1996	Injured, did not play														

### BRACHO, Alejandro

**HEIGHT:** 6-2      **BATS:** L      **BORN:** March 10, 1976, Barquisimeto, Venezuela

**WEIGHT:** 185      **THROWS:** L      **RESIDES:** Cabudare, Venezuela

**SIGNED BY:** Raul Ortega/Rudy Santin

**HOW OBTAINED:** Signed as a free agent on February 6, 1994.

YEAR	CLUB	LEVEL	W-L	ERA	G	GS	CG	Sho	SV	IP	H	R	ER	BB	SO
1994	Dominican Summer League														
1995	Santo Domingo														
1996	Oneonta	A	0-2	7.20	4	1	0	0	1	10.0	8	8	8	13	11
	Greensboro	A	4-4	3.80	34	5	0	0	1	92.1	95	47	39	34	70

### BRAND, Scott Adrian

**HEIGHT:** 6-3      **BATS:** R      **BORN:** January 1, 1976, Lubbock, TX

**WEIGHT:** 205      **THROWS:** R      **RESIDES:** Lubbock, TX

**SIGNED BY:** Mark Batchko

**HOW OBTAINED:** Yankees' 8th-round pick in the June 1995 free-agent draft.

Graduated from Monterey H.S. (TX).

YEAR	CLUB	LEVEL	W-L	ERA	G	GS	CG	Sho	SV	IP	H	R	ER	BB	SO
1995	Tampa	R	0-0	0.90	4	0	0	0	0	10.0	5	1	1	3	8
1996	Oneonta	A	1-2	3.70	9	1	0	0	0	24.1	20	17	10	19	22

### BROWN, Charles (Charlie)

**HEIGHT:** 6-4      **BATS:** R      **BORN:** September 13, 1973, Vero Beach, FL

**WEIGHT:** 198      **THROWS:** R      **RESIDES:** Fort Pierce, FL

**SIGNED BY:** Rudy Santin

**HOW OBTAINED:** Yankees' 31st-round pick in June 1991 free-agent draft. Signed on 4/15/92.

1995 Class A: 13th among relievers with 10.89 K/9IP ratio.

YEAR	CLUB	LEVEL	W-L	ERA	G	GS	CG	Sho	SV	IP	H	R	ER	BB	SO
1992	Tampa	R	2-1	3.20	12	7	0	0	0	45.0	45	20	16	14	34
1993	Tampa	R	3-3	3.59	16	6	0	0	1	52.2	51	28	21	13	54
	Prince William	A	0-0	5.40	2	1	0	0	0	6.2	5	4	4	6	4
1994	Tampa	R	0-0	11.57	1	0	0	0	0	2.1	5	3	3	2	2
	Oneonta	A	2-1	5.14	17	0	0	0	2	21.0	20	14	12	12	22
1995	Greensboro	A	4-4	4.42	45	2	0	0	4	57.0	57	31	28	23	69
1996	Norwich	AA	0-0	0.00	1	0	0	0	0	2.1	1	0	0	1	1
	Tampa	A	0-0	3.45	12	0	0	0	0	15.2	16	9	6	5	16
	Greensboro	A	2-2	1.59	23	0	0	0	8	28.1	13	6	5	13	33

## BROWN, Richard T.

HEIGHT: 6-1      BATS: L      BORN: April 28, 1977, Ridgewood, NJ  
WEIGHT: 196      THROWS: L      RESIDES: Plantation, FL  
SIGNED BY: Rudy Santin  
HOW OBTAINED: Yankees' 2nd-round pick in the June 1995 free-agent draft.  
Graduated from Nova H.S.  
POSITIONS PLAYED: 1996 (OF-47).

YEAR	CLUB	CLASS	AVG	G	AB	R	H	2B	3B	HR	RBI	BB	SO	SB
1996	Tampa	R	.287	47	164	33	47	8	3	0	23	23	32	2

## BROWN, Ronald D.

HEIGHT: 5-11      BATS: R      BORN: January 17, 1970, Tampa, FL  
WEIGHT: 185      THROWS: R      RESIDES: Tampa, FL  
SIGNED BY: Bill Singer  
HOW OBTAINED: Signed as a free-agent on December 31, 1996.  
POSITIONS PLAYED: OF

YEAR	CLUB	CLASS	AVG	G	AB	R	H	2B	3B	HR	RBI	BB	SO	SB
1993	Elmira	A	.288	75	285	53	82	22	1	9	55	37	59	4
1994	Kane County	A	.265	109	411	51	109	22	3	9	75	26	75	4
1995	Brevard Cty.	A	.260	121	404	48	105	22	2	3	51	31	79	6
1996	Portland	AA	.100	4	10	1	1	0	1	0	1	1	1	0
	Duluth-Sup.	IND	.264	61	231	36	61	16	0	7	35	22	38	4

## BROWN, Victor I. (Vick)

HEIGHT: 6-1      BATS: R      BORN: November 14, 1972, Donalsonville, GA  
WEIGHT: 170      THROWS: R      RESIDES: Cypress, FL  
SIGNED BY: Paul Turco  
HOW OBTAINED: Yankees' 37th-round pick in June 1992 free-agent draft. Signed on 5/7/93.  
Attended Okaloosa Walton College in Niceville, FL. 1994 South Atlantic League: 1st errors, 2B (27), T5th walks (73). 1994 Yankees' minor leagues: 6th stolen bases (27).  
POSITIONS PLAYED: 1996 Greensboro (3B-25), Tampa A (2B-24, 3B-5, SS-2); 1995 (2B-117, SS-1); 1994 (2B-114, SS-4); 1993 (SS-31, 2B-21).

YEAR	CLUB	CLASS	AVG	G	AB	R	H	2B	3B	HR	RBI	BB	SO	SB
1993	Tampa	R	.245	52	212	31	52	7	1	0	15	19	44	18
1994	Greensboro	A	.230	117	382	69	88	8	1	0	20	73	79	27
1995	Greensboro	A	.227	118	432	66	98	10	1	2	36	44	93	24
1996	Greensboro	A	.319	25	91	8	29	6	0	1	9	11	23	9
	Tampa	A	.202	35	89	17	18	3	0	0	7	14	22	2

## BUCHANAN, Brian James (Buck)

HEIGHT: 6-4      BATS: R      BORN: July 21, 1973 Miami, FL  
WEIGHT: 220      THROWS: R      RESIDES: Clifton, VA  
SIGNED BY: Paul Faulk  
HOW OBTAINED: Yankees' 1st-round pick (24th overall) in the June 1994 free-agent draft.  
In 1995, played just 23 games for Greensboro before suffering a compound fracture of his right ankle on 4/29. Attended the University of Virginia, where he played OF and 1B. Was the first UVA player to be named All-America. For the Cavaliers in 1994 hit .396 with 22 HR and 66 RBI and led the ACC with a team-record .838 slugging percentage. In college hit a game-winning HR off Florida State's Paul Wilson, who was selected by the Mets with the No. 1 pick in the 1994 draft. Graduated from Fairfax (VA) H.S., where he starred in baseball and basketball.  
POSITIONS PLAYED: 1995 (OF-23); 1994 (OF-50).

YEAR	CLUB	CLASS	AVG	G	AB	R	H	2B	3B	HR	RBI	BB	SO	SB
1994	Oneonta	A	.226	50	177	28	40	9	2	4	26	24	53	5
1995	Greensboro	A	.302	23	96	19	29	3	0	3	12	9	17	7
1996	Tampa	A	.260	131	526	65	137	22	4	10	58	37	108	23

## BUCHANAN, Brian Joseph (Brian)

HEIGHT: 6-3      BATS: L      BORN: April 23, 1977, Orlando, FL  
WEIGHT: 190      THROWS: L      RESIDES: Oviedo, FL  
SIGNED BY: Paul Turco  
HOW OBTAINED: Yankees' second pick in the 2nd-round of the June 1995 free-agent draft. The Yankees selected OF Richard Brown with their first pick in the 2nd round.  
Graduated from Oviedo H.S. (FL), where he played baseball, football and basketball. Was named Oviedo High School Athlete of the Year.

YEAR	CLUB	LEVEL	W-L	ERA	G	GS	CG	Sho	SV	IP	H	R	ER	BB	SO
1996	Tampa	R	4-1	3.02	12	11	1	1	0	59.2	47	26	20	29	45

## BUTLER, Allen Eugene

HEIGHT: 6-3      BATS: L      BORN: January 22, 1975, Kingsport, TN  
WEIGHT: 190      THROWS: R      RESIDES: Clinchport, VA  
SIGNED BY: Leon Wurth  
HOW OBTAINED: Yankees' 8th-round pick in the June 1996 free-agent draft. Attended Lincoln Memorial University.  
POSITIONS PLAYED: 3B

YEAR	CLUB	CLASS	AVG	G	AB	R	H	2B	3B	HR	RBI	BB	SO	SB
1996	Oneonta	A	.217	72	249	32	54	7	2	1	24	32	66	0

## BUTLER, Garrett L. (Garrett)

HEIGHT: 6-2      BATS: S      BORN: May 20, 1976, Miami, FL  
WEIGHT: 170      THROWS: R      RESIDES: Miami, FL  
SIGNED BY: Rudy Santin  
HOW OBTAINED: Yankees' 3rd-round pick in the June 1994 free-agent draft.  
1995 short-season players: 2nd sacrifice bunts (8). Graduated from Miami Northwest H.S.  
POSITIONS PLAYED: 1996 (OF-69); 1995 (OF-48); 1994 (OF-51).

YEAR	CLUB	CLASS	AVG	G	AB	R	H	2B	3B	HR	RBI	BB	SO	SB
1994	Tampa	R	.211	52	152	22	32	3	1	0	12	22	55	9
1995	Tampa	R	.232	48	185	40	43	4	4	0	16	16	45	11
1996	Oneonta	A	.280	69	207	36	58	3	1	0	16	30	46	29

## CAMFIELD, Eric L.

HEIGHT: 6-2      BATS: L      BORN: January 7, 1973, Xenia, OH  
WEIGHT: 185      THROWS: L      RESIDES: Fairborn, OH  
SIGNED BY: Steve Chandler  
HOW OBTAINED: Signed as a free agent on June 12, 1995.  
Graduated from Fairborn H.S. (OH), where he played baseball, basketball and golf. Attended Ohio University, where he once was named All-MAC and twice was named All-MAC academic honorable mention.  
POSITIONS PLAYED: 1996 Greensboro (1B-1, 2B-1, OF-67), Tampa A (OF-3); 1995 (OF-67).

YEAR	CLUB	CLASS	AVG	G	AB	R	H	2B	3B	HR	RBI	BB	SO	SB
1995	Oneonta	A	.270	73	296	45	80	11	3	1	42	22	41	17
1996	Greensboro	A	.176	76	238	19	42	2	2	0	24	18	63	13
	Tampa	A	.220	13	41	4	9	1	0	0	0	2	7	0

## CANDELARIA, Vidal (Tito)

HEIGHT: 6-1      BATS: L      BORN: 5/9/78, Manati, Puerto Rico  
WEIGHT: 170      THROWS: R      RESIDES: Manati, Puerto Rico  
SIGNED BY: Jorge Oquendo  
HOW OBTAINED: Signed as a free agent on June 8, 1996.  
POSITIONS PLAYED: 1996 (C-25)

YEAR	CLUB	CLASS	AVG	G	AB	R	H	2B	3B	HR	RBI	BB	SO	SB
1996	Tampa	R	.279	25	68	8	19	3	0	0	11	6	11	0

## CAREY, Orlando R.

HEIGHT: 6-1      BATS: R      BORN: 2/25/76 Gallatin, TN  
WEIGHT: 180      THROWS: R      RESIDES: Gallatin, TN  
SIGNED BY: Leon Wurth  
HOW OBTAINED: Yankees' 35th-round pick in the June 1995 free-agent draft. Was a three sport athlete (baseball, basketball, and football) at Gallatin H.S. Played his college baseball at Motlow State Junior College in Tullahoma, TN.  
POSITIONS PLAYED: 1996 (OF-57)

YEAR	CLUB	CLASS	AVG	G	AB	R	H	2B	3B	HR	RBI	BB	SO	SB
1996	Tampa	R	.249	57	213	32	53	4	3	0	20	14	47	5

## CARRASCO, Francisco

HEIGHT: 5-11      BATS: R      BORN: Sept. 14, 1979, San Pedro De Macoris, D.R.  
WEIGHT: 158      THROWS: R      RESIDES: San Pedro De Macoris, D.R.  
SIGNED BY: Victor Mata  
HOW OBTAINED: Signed as a free agent on September 5, 1996.  
POSITIONS PLAYED: Infielder

YEAR	CLUB	CLASS	AVG	G	AB	R	H	2B	3B	HR	RBI	BB	SO	SB
1997	will be his first professional season													

## CHACON, Ernesto

HEIGHT: 6-3      BATS: R      BORN: October 21, 1979, Maracaibo, Venezuela

**WEIGHT:** 180      **THROWS:** R      **RESIDES:** Maracaibo, Venezuela  
**SIGNED BY:** Raul Ortega  
**HOW OBTAINED:** Signed as a free-agent December 27, 1996.

YEAR	CLUB	LEVEL	W-L	ERA	G	GS	CG	Sho	SV	IP	H	R	ER	BB	SO
1997	will be his first professional season														

### CIOCIOLA, Rivera David

**HEIGHT:** 5-11      **BATS:** S      **BORN:** June 18,1978, Caracas, Venezuela  
**WEIGHT:** 180      **THROWS:** R      **RESIDES:** Caracas, Venezuela  
**SIGNED BY:** Raul Ortega  
**HOW OBTAINED:** Signed as a free agent on December 11, 1995.  
**POSITIONS PLAYED:** Infielder

YEAR	CLUB	CLASS	AVG	G	AB	R	H	2B	3B	HR	RBI	BB	SO	SB
1996	Santo Domingo													

### COBLE, Jason L.

**HEIGHT:** 6-3      **BATS:** R      **BORN:** February 28, 1978, Fayetteville, TN  
**WEIGHT:** 180      **THROWS:** L      **RESIDES:** Fayetteville, TN  
**SIGNED BY:** Leon Wurth  
**HOW OBTAINED:** Yankees' 2nd-round selection in June 1996 free-agent draft.

YEAR	CLUB	LEVEL	W-L	ERA	G	GS	CG	Sho	SV	IP	H	R	ER	BB	SO
1996	Tampa	R	1-1	2.48	9	9	0	0	0	32.2	23	11	9	20	40

### COLEMAN, John William (Billy)

**HEIGHT:** 6-1      **BATS:** R      **BORN:** January 18, 1969, Houston, TX  
**WEIGHT:** 190      **THROWS:** R      **RESIDES:** Roanoke, TX  
**SIGNED BY:** Mark Batchko  
**HOW OBTAINED:** Yankees' 18th-round pick in June 1991 free-agent draft.  
 Attended Northwood (TX) University. 1995 Class AA: 11th among relievers with .209 BA against.  
 1993 South Atlantic League: 3rd games (59). 1993 Yankees' minor leagues: T2nd games (59).  
 1992 Yankees' minor leagues: 4th games (56). Retired 7 batters with 7 strikeouts vs Columbia on 6/9/92.

YEAR	CLUB	LEVEL	W-L	ERA	G	GS	CG	Sho	SV	IP	H	R	ER	BB	SO
1991	Oneonta	A	2-3	2.91	18	5	0	0	1	52.2	44	22	17	30	36
1992	Greensboro	A	3-5	3.34	56	0	0	0	7	73.0	59	39	27	52	67
1993	Greensboro	A	5-3	2.57	59	0	0	0	14	70.0	54	24	20	23	82
1994	Tampa	A	2-2	1.62	14	0	0	0	1	16.2	13	10	3	6	21
	Albany	AA	1-2	5.40	12	1	0	0	2	16.2	17	12	10	6	14
1995	Norwich	AA	6-4	4.05	46	0	0	0	2	73.1	56	52	33	57	64
1996	Oneonta	A	1-0	14.73	3	0	0	0	0	3.2	4	6	6	6	4
	Greensboro	A	0-0	4.91	4	0	0	0	0	7.1	5	4	4	3	9

### CORDOVA, Jorge Luis

**HEIGHT:** 6-1      **BATS:** R      **BORN:** January 13, 1978, Cumana, Venezuela  
**WEIGHT:** 190      **THROWS:** R      **RESIDES:** La Asuncion, Venezuela  
**SIGNED BY:** Raul Ortega  
**HOW OBTAINED:** Signed as a free-agent on December 8,1995.

YEAR	CLUB	LEVEL	W-L	ERA	G	GS	CG	Sho	SV	IP	H	R	ER	BB	SO
1996	Santo Domingo														

### CORIOLAN, Roberto Nelson

**HEIGHT:** 6-0      **BATS:** R      **BORN:** March 27, 1977, Batey Cubano, D.R.  
**WEIGHT:** 190      **THROWS:** R      **RESIDES:** Santo Domingo, Dominican Republic  
**SIGNED BY:** Victor Mata  
**HOW OBTAINED:** Signed as a free-agent on December 12,1993.

YEAR	CLUB	LEVEL	W-L	ERA	G	GS	CG	Sho	SV	IP	H	R	ER	BB	SO
1994	Santo Domingo														
1995	Santo Domingo														
1996	Tampa	R	2-1	4.30	12	0	0	0	1	29.1	27	18	14	16	26

### CREMER, Richard E. (Rick)

**HEIGHT:** 6-4      **BATS:** L      **BORN:** April 19,1977, West Frankfort, IL  
**WEIGHT:** 185      **THROWS:** L      **RESIDES:** West Frankfort, IL  
**SIGNED BY:** Tim Kelly

**HOW OBTAINED:** Yankees' 34th-round pick in the June 1995 free-agent draft. Lettered in baseball, basketball, and football for Frankfort Community H.S. Threw a no-hitter and struck out 23 batters in a high school game. Played collegiately at John A. Logan Junior College in Illinois.

YEAR	CLUB	LEVEL	W-L	ERA	G	GS	CG	Sho	SV	IP	H	R	ER	BB	SO
1996	Tampa	R	0-1	11.57	2	1	0	0	0	4.2	3	7	6	8	4

### CUBILLAN, Darwin

**HEIGHT:** 6-2      **BATS:** R      **BORN:** November 15, 1974, Bobure, Zulia  
**WEIGHT:** 170      **THROWS:** R      **RESIDES:** Bobure, Zulia

**SIGNED BY:** Winston Acosta

**HOW OBTAINED:** Signed as a free agent on June 28, 1993.

On 7/7/95 threw an 8-0 shutout vs Piedmont. Threw a 4-hit shutout on 8/19/94 vs the Blue Jays (1-0 win). 1994 Gulf Coast League: T10th ERA (2.35). In 1994 pitched for Aragua in the Venezuelan League (0-0, 5.06, 5G, 1GS).

YEAR	CLUB	LEVEL	W-L	ERA	G	GS	CG	Sho	SV	IP	H	R	ER	BB	SO
1994	Tampa	R	4-2	2.35	13	8	1	1	0	57.1	45	16	15	16	48
	Greensboro	A	0-0	18.00	1	0	0	0	0	2.0	6	5	4	2	1
1995	Greensboro	A	5-5	3.62	22	14	1	1	0	97.0	86	50	39	38	78
1996	Injured, did not play														

### CRUZ, Alain

**HEIGHT:** 5-11      **BATS:** R      **BORN:** 7/3/75, Havana, Cuba  
**WEIGHT:** 185      **THROWS:** R      **RESIDES:** Hialeah, FL

**SIGNED BY:** Joe Arnold

**HOW OBTAINED:** Yankees' 42nd-round pick in the June 1996 free-agent draft. Played baseball for Hialeah H.S., and later attended Miami Dade North Junior College in Florida.

**POSITIONS PLAYED:** Catcher

YEAR	CLUB	CLASS	AVG	G	AB	R	H	2B	3B	HR	RBI	BB	SO	SB	
1997	will be his first professional season														

### DALE, Wilmer E.

**HEIGHT:** 6-3      **BATS:** L      **BORN:** August 15, 1979, Maracay, Venezuela  
**WEIGHT:** 160      **THROWS:** L      **RESIDES:** Aragua, Venezuela

**SIGNED BY:** Raul Ortega

**HOW OBTAINED:** Signed as a free-agent on September 17, 1996.

YEAR	CLUB	LEVEL	W-L	ERA	G	GS	CG	Sho	SV	IP	H	R	ER	BB	SO
1997	will be his first professional season														

### DAY, Stephen Zachary (Zach)

**HEIGHT:** 6-4      **BATS:** R      **BORN:** 6/15/78, Cincinnati, OH  
**WEIGHT:** 185      **THROWS:** R      **RESIDES:** West Harrison, Indiana

**SIGNED BY:** Steve Chandler

**HOW OBTAINED:** Yankees' 5th-round pick in the June 1996 free-agent draft. Played his high school baseball for LaSalle H.S. in Cincinnati.

YEAR	CLUB	LEVEL	W-L	ERA	G	GS	CG	Sho	SV	IP	H	R	ER	BB	SO
1996	Tampa	R	5-2	5.61	7	5	0	0	0	33.2	41	26	21	3	23

### DeLaCRUZ, Andres

**HEIGHT:** 6-4      **BATS:** R      **BORN:** December 5, 1979, Santo Domingo, D.R.  
**WEIGHT:** 190      **THROWS:** R      **RESIDES:** Santo Domingo, Dominican Republic

**SIGNED BY:** Victor Mata

**HOW OBTAINED:** Signed as a free agent September 18, 1995.

YEAR	CLUB	LEVEL	W-L	ERA	G	GS	CG	Sho	SV	IP	H	R	ER	BB	SO
1996	Santo Domingo														

### DeLaCRUZ, Francisco J.

**HEIGHT:** 6-2      **BATS:** R      **BORN:** July 9, 1973, La Romana, D.R.  
**WEIGHT:** 175      **THROWS:** R      **RESIDES:** La Romana, Dominican Republic

**SIGNED BY:** Victor Mata

**HOW OBTAINED:** Signed as a free agent December 10, 1996.

YEAR	CLUB	LEVEL	W-L	ERA	G	GS	CG	Sho	SV	IP	H	R	ER	BB	SO
1996	Played in Japan														

## DeLaCRUZ, Wilfredo

**HEIGHT:** 6-0      **BATS:** S      **BORN:** February 2, 1976, Santo Domingo, D.R.  
**WEIGHT:** 160      **THROWS:** R      **RESIDES:** Santo Domingo, Dominican Republic  
**SIGNED BY:** Victor Mata  
**HOW OBTAINED:** Signed as a free agent on July 18, 1993.  
**POSITIONS PLAYED:** 1996 Tampa R (1B-1, 3B-1, OF-12), Oneonta (OF-2); 1995 (OF-34).

YEAR	CLUB	CLASS	AVG	G	AB	R	H	2B	3B	HR	RBI	BB	SO	SB
1994	Santo Domingo													
1995	Tampa	R	.195	43	118	17	23	1	0	0	7	15	36	6
1996	Tampa	R	.163	16	43	3	7	0	0	0	6	4	9	1
	Oneonta	A	.400	4	15	3	6	1	0	0	0	1	2	0

## DELAFIELD, Glenn Wil (Glenn)

**HEIGHT:** 6-2      **BATS:** R      **BORN:** February 15, 1972, Baton Rouge, LA  
**WEIGHT:** 187      **THROWS:** R      **RESIDES:** Baton Rouge, LA  
**SIGNED BY:** Mark Batchko  
**HOW OBTAINED:** Yankees' 20th-round pick in the June 1992 free-agent draft.  
**POSITIONS PLAYED:** 1996 Greensboro (OF-29), Norwich (OF-19); 1995 Greensboro (OF-105), Tampa (OF-3); 1994 (OF-74); 1992 Tampa (OF-42), Oneonta (OF-7).

YEAR	CLUB	CLASS	AVG	G	AB	R	H	2B	3B	HR	RBI	BB	SO	SB
1992	Tampa	R	.253	51	182	28	46	7	0	1	23	26	38	6
	Oneonta	A	.292	7	24	2	7	0	1	0	2	2	4	1
1993	Injured, did not play													
1994	Greensboro	A	.230	88	305	41	70	5	2	4	23	40	90	11
1995	Greensboro	A	.208	107	384	37	80	14	0	4	29	16	107	3
	Tampa	A	.269	7	26	4	7	1	0	1	6	2	11	1
1996	Greensboro	A	.255	30	98	16	25	4	1	2	11	6	30	1
	Norwich	AA	.196	22	46	3	9	1	0	0	3	2	15	1

## DeLosSANTOS, Luis

**HEIGHT:** 6-2      **BATS:** R      **BORN:** November 1, 1977, Santo Domingo, D.R.  
**WEIGHT:** 187      **THROWS:** R      **RESIDES:** San Pedro de Macoris, Dom. Rep.  
**SIGNED BY:** Victor Mata  
**HOW OBTAINED:** Signed as a free agent on February 11, 1995.

YEAR	CLUB	LEVEL	W-L	ERA	G	GS	CG	Sho	SV	IP	H	R	ER	BB	SO
1995	Santo Domingo														
	Tampa	R	0-0	0.00	2	0	0	0	0	5.0	5	2	0	2	6
1996	Oneonta	A	4-4	3.72	10	10	3	2	0	58.0	44	28	24	21	62
	Greensboro	A	4-1	4.83	7	6	0	0	0	31.2	39	17	17	11	21

## DeLosSANTOS, Junior Hernandez

**HEIGHT:** 6-2      **BATS:** L      **BORN:** 12/15/79, San Pedro de Macoris, D.R.  
**WEIGHT:** 167      **THROWS:** L      **RESIDES:** San Pedro de Macoris, D.R.  
**SIGNED BY:** Victor Mata  
**HOW OBTAINED:** Signed as a free agent on September 10, 1996

YEAR	CLUB	LEVEL	W-L	ERA	G	GS	CG	Sho	SV	IP	H	R	ER	BB	SO
1997	will be his first professional season														

## DELVECCHIO, Nicholas Andrew III (Nick)

**HEIGHT:** 6-5      **BATS:** L      **BORN:** December 23, 1970, Natick, MA  
**WEIGHT:** 228      **THROWS:** R      **RESIDES:** Natick, MA  
**SIGNED BY:** Joel Grampietro  
**HOW OBTAINED:** Selected by Yankees in 25th round of June 1992 free-agent draft.  
**1996 SEASON:** Made Triple-A debut, starting season with Clippers, but appeared in just two games before he fractured his ankle rounding third base in Charlotte on April 7...collected one hit and three walks in his only four Triple-A plate appearances...returned in August, appearing in 34 games for three different clubs, batting .330 with 6 HR and 19 RBI. **1995:** Spent full year at Class AA Norwich and posted many of the organization's top numbers. 19 HR (T2nd), 74 RBI (T3rd), 66R (T7th) and 125G (6th)...in addition to leading Norwich in HR, RBI and R, paced Navigators with 23 2B, 72BB and 133K...was hit by pitch 23 times, equalling his career high set in 1993...23 HBP broke an EL standard that stood since 1923...spent time on DL with strained rib cage muscle...played for Scottsdale in Arizona Fall League, batting .190-3-5 in 26 G. **1994:** Hit .296 with 7HR and 18 RBI in 31 games at Tampa in the Gulf Coast League...was the FSL's first Player of the Week 4/7-4/17 (.385, 15-39, 8R, 6HR, 15RBI)...in 6 G 4/12-4/18 had 6 HR, 14 RBI...had 10 G hitting streak before suffering broken right wrist...on disabled list 4/20-8/22...was hit by a pitch once, but was out just over four months because of it...appeared in 42 G in OF, first time he has played anywhere but 1B as a professional. **1993:** At Class A Greensboro was named to the South Atlantic League All-Star Team after hitting .270 with 21 HR and 80 RBI...led the SAL with 23 HBP and 9 IBB...led SAL first basemen in games (127), total chances (1161), assists (113) and double plays (90)...also ranked

among league leaders with 21 HR (T2nd), 156 strikeouts (2nd), 54 XBH (3rd), 90 runs (3rd), 230 total bases (4th), 137 games (5th) and .474SLG (5th)...ranked among Yankees minor leaguers in games (1st), runs (2nd) and HR (T3rd). **1992:** In his first professional season hit .274 with 12 HR and 35 RBI at Class A Oneonta...tied for the New York-Penn League lead in assists by a first baseman (44)...His BA ranked second among the organization's short season players.

**PERSONAL:** Graduated from Natick (MA) High School where he played baseball and basketball and was named Massachusetts 1988 Division I Player of the Year in baseball...graduated from Harvard University, where he majored in history and was All-Ivy League and all-ECAC in baseball...career games played by position: 1B-252, OF-42.

YEAR	CLUB	CLASS	AVG	G	AB	R	H	2B	3B	HR	RBI	BB	SO	SB
1992	Oneonta	A	.274	68	241	43	66	12	1	12	35	35	76	0
1993	Greensboro	A	.270	137	485	90	131	30	3	21	80	80	156	4
1994	Tampa	R	.385	4	13	1	5	0	0	0	0	2	3	0
	Tampa	A	.284	27	95	17	27	3	0	7	18	11	20	0
1995	Norwich	AA	.260	125	430	66	112	23	4	19	74	72	133	2
1996	Tampa	A	.269	17	52	9	14	2	0	2	4	17	15	2
	Norwich	AA	.278	12	36	7	10	3	0	2	7	6	9	1
	Columbus	AAA	1.000	2	1	0	1	0	0	0	0	3	0	0

### DEMANCHE, Puro Domingo

**HEIGHT:** 6-0 **BATS:** R **BORN:** 10/12/78, San Pedro de Macoris, D.R.

**WEIGHT:** 172 **THROWS:** R **RESIDES:** San Pedro de Macoris, D.R.

**SIGNED BY:** Victor Mata

**HOW OBTAINED:** Signed as a free agent on September 10, 1996.

YEAR	CLUB	LEVEL	W-L	ERA	G	GS	CG	Sho	SV	IP	H	R	ER	BB	SO
------	------	-------	-----	-----	---	----	----	-----	----	----	---	---	----	----	----

1997 will be his first professional season

### DENNIS, Lesley E. (Les)

**HEIGHT:** 6-0 **BATS:** R **BORN:** June 3, 1973, Portland, OR

**WEIGHT:** 175 **THROWS:** R **RESIDES:** West Linn, OR

**SIGNED BY:** Larry D'Amato

**HOW OBTAINED:** Yankees' 28th-round pick in the June 1995 free-agent draft.

Graduated from West Linn H.S. (OR), where he played baseball, football and basketball. Attended the University of Portland, where he was a PAC-10 first team member.

**POSITIONS PLAYED:** 1996 Oneonta (SS-72, OF-1), Greensboro (2B-16, 3B-2, SS-4, OF-4); 1995 (2B-31, SS-17).

YEAR	CLUB	CLASS	AVG	G	AB	R	H	2B	3B	HR	RBI	BB	SO	SB
1995	Oneonta	A	.264	48	148	24	39	6	2	1	13	14	40	5
1996	Oneonta	A	.243	72	276	36	67	3	2	0	43	33	76	20
	Greensboro	A	.253	33	75	15	19	3	0	1	9	11	27	1

### DINGMAN, Craig

**HEIGHT:** 6-4 **BATS:** R **BORN:** March 12, 1974, Wichita, KS

**WEIGHT:** 195 **THROWS:** R **RESIDES:** Wichita, KS

**SIGNED BY:** Fernando Arango

**HOW OBTAINED:** Yankees' 36th-round pick in June 1993 free-agent draft. Signed in May 1994. Attended Hutchinson (KS) Community College. Graduated from Wichita North H.S. 1994 Yankees' minor leagues: 1st strikeouts/9 IP, relief (15.25).

YEAR	CLUB	LEVEL	W-L	ERA	G	GS	CG	Sho	SV	IP	H	R	ER	BB	SO
1994	Tampa	R	0-5	3.38	17	1	0	0	1	32.0	27	17	12	10	51
1995	Injured, did not play														
1996	Oneonta	A	0-2	2.04	20	0	0	0	9	35.1	17	11	8	9	52

### DISLA, Francisco Javier

**HEIGHT:** 6-2 **BATS:** R **BORN:** July 6, 1978, Santo Domingo, D.R.

**WEIGHT:** 160 **THROWS:** L **RESIDES:** Santo Domingo, Dominican Republic

**SIGNED BY:** Victor Mata/Rudy Santin

**HOW OBTAINED:** Signed as a free agent on February 11, 1995.

YEAR	CLUB	LEVEL	W-L	ERA	G	GS	CG	Sho	SV	IP	H	R	ER	BB	SO
1995	Santo Domingo														
1996	Santo Domingo														

### DONATO, Daniel J. (Dan)

**HEIGHT:** 6-1 **BATS:** L **BORN:** May 15, 1970, Boston, MA

**WEIGHT:** 205 **THROWS:** R **RESIDES:** Dedham, MA

**SIGNED BY:** Joel Grampietro

**HOW OBTAINED:** Signed as a free agent on April 3, 1995.

1995: South Atlantic League All-Star Team, SAL Player of the Week (5/28-6/3), 2nd among Class A third basemen and 3rd among minor league third basemen with .316 BA. Was a defenseman for the University of Boston's hockey team.

**POSITIONS PLAYED:** 1996 (1B-1, 2B-1, 3B-107, SS-39); 1995 Greensboro (3B-54, OF-8, 1B-6, C-1), Tampa (3B-1, OF-1).

YEAR	CLUB	CLASS	AVG	G	AB	R	H	2B	3B	HR	RBI	BB	SO	SB
1995	Greensboro	A	.318	108	387	55	123	30	1	7	69	37	46	7
	Tampa	A	.250	3	8	1	2	0	0	1	1	0	2	0
1996	Norwich	AA	.285	134	459	47	131	27	1	2	48	34	51	5

## DUDECK, David Frederick

**HEIGHT:** 6-2      **BATS:** R      **BORN:** August 24, 1972, Simerville, NJ

**WEIGHT:** 210      **THROWS:** R      **RESIDES:** Bridgewater, NJ

**SIGNED BY:** Cesar Presbott

**HOW OBTAINED:** Signed as free-agent on September 18, 1996. Lettered in baseball at Bridgewater Raritan West H.S. in New Jersey. Played his college baseball at Trenton State College (now College of New Jersey) where he was an All-American.

YEAR	CLUB	LEVEL	W-L	ERA	G	GS	CG	Sho	SV	IP	H	R	ER	BB	SO
1997															

1997 will be his first professional season

## DUKART, Derek (Duke)

**HEIGHT:** 6-4      **BATS:** L      **BORN:** August 17, 1971, Portland, OR

**WEIGHT:** 205      **THROWS:** R      **RESIDES:** Milwaukie, OR

**SIGNED BY:** Fernando Arrango

**HOW OBTAINED:** Yankees' 19th-round pick in the June 1994 free-agent draft. Attended the University of Nebraska, where he was a two-time All-Big 8 and honorable mention All-America selection. Played baseball, basketball and hockey at Rex Putnam High School.

**POSITIONS PLAYED:** 1996 (3B-53, SS- 1);1995 (3B-73, SS-1); 1994 (3B-61).

YEAR	CLUB	CLASS	AVG	G	AB	R	H	2B	3B	HR	RBI	BB	SO	SB
1994	Oneonta	A	.295	63	234	25	69	8	0	0	33	19	36	0
1995	Greensboro	A	.256	86	305	35	78	21	2	6	40	28	59	2
1996	Tampa	A	.314	59	194	19	61	17	0	2	27	8	28	1

## DUQUE, Jaime

**HEIGHT:** 5-11      **BATS:** S      **BORN:** April 11, 1979, Guanape, Venezuela

**WEIGHT:** 160      **THROWS:** R      **RESIDES:** Guanape, Venezuela

**SIGNED BY:** Raul Ortega

**HOW OBTAINED:** Signed as a free-agent on December 24, 1996

**POSITIONS PLAYED:** Infield

YEAR	CLUB	CLASS	AVG	G	AB	R	H	2B	3B	HR	RBI	BB	SO	SB
1997														

1997 will be his first professional season

## EINERSTON, Darrell Lee (Chief)

**HEIGHT:** 6-2      **BATS:** R      **BORN:** September 4, 1972, Rhinelander, WI

**WEIGHT:** 190      **THROWS:** R      **RESIDES:** Urbandale, IA

**SIGNED BY:** Tim Kelly

**HOW OBTAINED:** Yankees' 11th-round pick in the June 1995 free-agent draft.

Graduated from Urbandale H.S. (IA), where he played baseball and basketball. Attended Indian Hills College, Cameron University and Iowa Wesleyan College. Was a member of the 1992 Under 21 AAU National Championship Team.

YEAR	CLUB	LEVEL	W-L	ERA	G	GS	CG	Sho	SV	IP	H	R	ER	BB	SO
1995	Oneonta	A	0-4	1.88	25	0	0	0	0	38.1	32	20	8	15	35
1996	Greensboro	A	3-9	2.70	48	0	0	0	8	70.0	69	29	21	19	48

## ELLISON, Jason Brett

**HEIGHT:** 6-4      **BATS:** R      **BORN:** July 24, 1975, Palestine, Texas

**WEIGHT:** 180      **THROWS:** R      **RESIDES:** Buffalo, Texas

**SIGNED BY:** Mark Batchko

**HOW OBTAINED:** Yankees' 47th-round draft pick in the June 1995 free-agent draft.

YEAR	CLUB	LEVEL	W-L	ERA	G	GS	CG	Sho	SV	IP	H	R	ER	BB	SO
1996	Tampa	R	3-2	1.25	21	3	0	0	7	36.0	24	8	5	15	42
	Oneonta	A	0-0	9.00	1	0	0	0	0	1.0	2	1	1	0	2

### EMMONS, Scott Allan

HEIGHT: 6-4      BATS: R      BORN: December 25, 1973, Garden Grove, CA

WEIGHT: 205      THROWS: R      RESIDES: Norco, CA

SIGNED BY: Gordon Blakeley

HOW OBTAINED: Yankees' 21st-round pick in the June 1995 free-agent draft.

Graduated from Norco H.S. (CA), where he played baseball and football. Attended the University of California, Riverside, where he hit 2 HR in the Division II College World Series.

POSITIONS PLAYED: 1996 Greensboro (C-14), Tampa A (1B-3, C-30);1995 (C-37, 1B-13).

YEAR	CLUB	CLASS	AVG	G	AB	R	H	2B	3B	HR	RBI	BB	SO	SB
1995	Oneonta	A	.198	67	242	25	48	15	3	2	32	25	62	1
1996	Greensboro	A	.239	15	46	7	11	1	0	1	9	2	6	0
	Tampa	A	.204	36	98	6	20	2	1	1	10	10	26	0

### FAJARDO, Alexis

HEIGHT: 6-3      BATS: L      BORN: November 4, 1976, Havana, Cuba

WEIGHT: 215      THROWS: L      RESIDES: Miami, FL

SIGNED BY: Camilo Pascual

HOW OBTAINED: Yankees' 11th-round choice in June 1994 free-agent draft.

YEAR	CLUB	LEVEL	W-L	ERA	G	GS	CG	Sho	SV	IP	H	R	ER	BB	SO
1995	Santo Domingo														
1996	Tampa	R	0-0	0.00	2	0	0	0	0	4.1	2	0	0	4	8

### FITHIAN, Grant

HEIGHT: 6-0      BATS: R      BORN: November 20, 1971, DuQuoin, IL

WEIGHT: 185      THROWS: R      RESIDES: Rockwall, TX

SIGNED BY: Joe Robison

HOW OBTAINED: Signed as a free agent on July 2, 1994. Attended Southwest Texas State in San Marcos, TX. Graduated from Rockwall H.S., where he participated in baseball, football and wrestling.

POSITIONS PLAYED: 1996 (3B-1, OF-1, C-42); 1995 Greensboro (C-51), Tampa (C-3); 1994 (C-3, 1B-1).

YEAR	CLUB	CLASS	AVG	G	AB	R	H	2B	3B	HR	RBI	BB	SO	SB
1994	Tampa	R	.182	5	11	1	2	1	0	0	0	1	3	0
1995	Greensboro	A	.225	51	151	16	34	8	1	2	12	19	45	5
	Tampa	A	.250	3	4	0	1	0	0	0	1	0	2	0
1996	Norwich	AA	.197	63	178	19	35	7	1	5	26	11	46	1

### FORD, Benjamin (Ben)

HEIGHT: 6-7      BATS: R      BORN: August 15, 1975, Cedar Rapids, IA

WEIGHT: 200      THROWS: R      RESIDES: Cedar Rapids, IA

SIGNED BY: Tim Kelly

HOW OBTAINED: Yankees' 20th-round pick in the June 1994 free-agent draft.

Attended Indian River Community College. Graduated from George Washington (IA) H.S., where he played baseball and basketball.

YEAR	CLUB	LEVEL	W-L	ERA	G	GS	CG	Sho	SV	IP	H	R	ER	BB	SO
1994	Tampa	R	2-2	2.38	18	0	0	0	3	34.0	27	13	9	8	31
1995	Oneonta	A	5-0	0.87	29	0	0	0	0	52.0	39	23	5	16	50
	Greensboro	A	0-0	5.14	7	0	0	0	0	7.0	4	4	4	5	8
1996	Greensboro	A	2-6	4.26	43	0	0	0	2	82.1	75	48	39	33	84

### FRANCO, Jose Gonzales

HEIGHT: 6-0      BATS: R      BORN: November 17, 1977, Chiriqui, Panama

WEIGHT: 185      THROWS: R      RESIDES: Chiriqui, Panama

SIGNED BY: Ricardo Heron

HOW OBTAINED: Signed as a free-agent on June 4, 1996.

YEAR	CLUB	LEVEL	W-L	ERA	G	GS	CG	Sho	SV	IP	H	R	ER	BB	SO
1996	Santo Domingo														

### FRAZIER, Harold E.

HEIGHT: 6-1      BATS: L      BORN: August 26, 1973 Okmulgee, OK

WEIGHT: 190      THROWS: L      RESIDES: Morris, OK

SIGNED BY: Mark Batchko

HOW OBTAINED: Yankees' 73rd-round pick in the June 1996 free-agent draft. Lettered in baseball at Morris H.S. in Oklahoma. Played his college baseball at Northeastern State in Tahlequah, OK.

YEAR	CLUB	LEVEL	W-L	ERA	G	GS	CG	Sho	SV	IP	H	R	ER	BB	SO
1996	Greensboro	A	0-0	27.00	2	0	0	0	0	0.2	3	3	2	1	0



## GONZALEZ, Carlos Manuel

HEIGHT: 6-0      BATS: R      BORN: April 11, 1979, San Cristobal, D.R.  
 WEIGHT: 163      THROWS: R      RESIDES: San Cristobal, Dominican Republic  
 SIGNED BY: Victor Mata  
 HOW OBTAINED: Signed as a free agent on September 4, 1996  
 POSITIONS PLAYED: Outfielder

YEAR	CLUB	CLASS	AVG	G	AB	R	H	2B	3B	HR	RBI	BB	SO	SB
------	------	-------	-----	---	----	---	---	----	----	----	-----	----	----	----

1997 will be his first professional season

## GUZMAN, Cristian

HEIGHT: 6-0      BATS: S      BORN: March 21, 1978, Santo Domingo, D.R.  
 WEIGHT: 150      THROWS: R      RESIDES: Santo Domingo, Dominican Republic  
 SIGNED BY: Victor Mata/Rudy Santin  
 HOW OBTAINED: Signed as a free agent on August 24, 1994.  
 POSITIONS PLAYED: 1996 (SS-41).

YEAR	CLUB	CLASS	AVG	G	AB	R	H	2B	3B	HR	RBI	BB	SO	SB
1995	Santo Domingo													
1996	Tampa	R	.294	42	170	37	50	8	2	1	21	10	31	7

## HAWKINS, Larry (Kraig)

HEIGHT: 6-2      BATS: R      BORN: December 4, 1971, Lake Charles, LA  
 WEIGHT: 175      THROWS: R      RESIDES: Lake Charles, LA  
 SIGNED BY: Leon Wurth  
 HOW OBTAINED: Yankees' 12th-round pick in the June 1992 free-agent draft.  
 Graduated from Lake Charles (LA) H.S., where he participated in baseball, basketball and track.  
 1994 Florida State League: T5th stolen bases (37). 1993 Yankees' minor leagues: 1st SB (67).  
 Chosen by *Baseball America* as the South Atlantic League's fastest baserunner and best defensive outfielder. 1993. Finished 4th overall in minor leagues in stolen bases (67), 1993, 1992 South Atlantic League: 1st stolen bases (67), OF total chances (300) and OF putouts (274). In 1994 played for Canberra in the Australian Baseball League (.190, 0 HR, 9 RBI, 22 SB).  
 POSITIONS PLAYED: 1996 (OF-72); 1995 Tampa (OF-111), Norwich (OF-12); 1994 (OF-108); 1993 (OF-126); 1992 (OF-70).

YEAR	CLUB	CLASS	AVG	G	AB	R	H	2B	3B	HR	RBI	BB	SO	SB
1992	Oneonta	A	.220	70	227	24	50	1	0	0	18	26	67	14
1993	Greesboro	A	.254	131	418	66	106	13	1	0	45	67	112	67
1994	Tampa	A	.238	108	437	72	104	7	1	0	29	61	105	37
1995	Tampa	A	.243	111	432	56	105	9	3	1	19	66	95	28
	Norwich	AA	.222	12	45	5	10	0	0	0	3	7	11	7
1996	Tampa	A	.299	75	268	41	80	2	5	1	21	35	41	13

## HENDRIKX, Brandon Michael

HEIGHT: 6-2      BATS: R      BORN: December 5, 1975, Huntington Beach, CA  
 WEIGHT: 210      THROWS: R      RESIDES: Lake Forest, CA  
 SIGNED BY: Reggie Waller  
 HOW OBTAINED: Yankees' 20th-round pick in the June 1996 free-agent draft. Won back-to-back state championships in baseball for El Toro H.S. Also lettered in football and wrestling. Played his college baseball at Rancho Santiago Junior College in California.

YEAR	CLUB	LEVEL	W-L	ERA	G	GS	CG	Sho	SV	IP	H	R	ER	BB	SO
------	------	-------	-----	-----	---	----	----	-----	----	----	---	---	----	----	----

1996 Oneonta A 3-2 1.33 17 0 0 0 1 27.0 17 6 4 15 23

## HENTHORNE, Kevin Donald (Henny)

HEIGHT: 6-2      BATS: S      BORN: December 9, 1969, Phoenix, AZ  
 WEIGHT: 182      THROWS: R      RESIDES: San Antonio, TX  
 SIGNED BY: Jose Cruz  
 HOW OBTAINED: Signed as a free agent on September 29, 1995.  
 Graduated from La Crosse H.S. (WI), where he played baseball and basketball. Earned a degree from St. Mary's College (MN), where he was All-Conference in 1992, 1993 and was All-Regional in 1993.

YEAR	CLUB	LEVEL	W-L	ERA	G	GS	CG	Sho	SV	IP	H	R	ER	BB	SO
------	------	-------	-----	-----	---	----	----	-----	----	----	---	---	----	----	----

1995 played in the Texas-Louisiana League

1996 Tampa A 7-4 2.60 19 13 0 0 0 93.1 88 31 27 12 82

## HINDS, Robert Marvin (Robert)

HEIGHT: 6-0      BATS: R      BORN: April 26, 1971, Jamaica, NY  
 WEIGHT: 185      THROWS: R      RESIDES: Cerritos, CA  
 SIGNED BY: Bill Gelvett  
 HOW OBTAINED: Yankees' 10th-round pick in the June 1992 free-agent draft.  
 1995 Eastern League: T6th in Class AA with 12 HBP. Graduated in 1989 from Cerritos (CA) H.S..

where he earned 8 varsity letters in baseball, basketball and football. Was a 3-year letterwinner at UCLA. 1994 Florida State League: 1st errors, 2B (27); 7th BA (.291). 1994 Yankees minor leagues: 5th BA (.291), 7th SB (24), T9th hits (118). 1993 South Atlantic League: 3rd stolen bases (50), 1st 2B assists (347), 1st caught stealing (22). 1993 Yankees' minor leagues: 2nd stolen bases (50). 1992 New York-Penn League: 1st fielding pct. (.978) and putouts (143), second base. 1992 Yankees' minor leagues: 1st short-season BA (.288). In 1994 played for Chandler in the Avis Arizona Fall League and hit .176 with 4 RBI in 17 games.

**POSITIONS PLAYED:** 1996 Norwich (2B-60, 3B-6, SS-7, OF-4), Columbus (2B-11); 1995 (2B-111, 3B-13, SS-13); 1994 (2B-110); 1993 (2B-124, SS-2); 1992 (2B-65).

YEAR	CLUB	CLASS	AVG	G	AB	R	H	2B	3B	HR	RBI	BB	SO	SB
1992	Oneonta	A	.288	69	264	40	76	8	2	0	11	34	51	21
1993	Greensboro	A	.227	126	503	80	114	14	3	0	50	72	101	50
1994	Tampa	A	.291	110	405	63	118	10	3	1	32	31	76	24
1995	Norwich	AA	.252	132	445	71	112	8	1	1	37	50	102	27
1996	Norwich	AA	.228	85	180	25	41	3	1	2	15	20	48	9
	Columbus	AAA	.083	11	24	4	2	0	0	0	1	4	3	1

## HITT, Christopher Lawrence

**HEIGHT:** 6-4      **BATS:** L      **BORN:** June 9, 1972, Pensacola, FL

**WEIGHT:** 200      **THROWS:** L      **RESIDES:** Pensacola, FL

**SIGNED BY:** Joe Caro

**HOW OBTAINED:** Signed as a free agent on November 27, 1996. Played his college baseball at Seminole Junior College in Oklahoma. Played football for Jersey Village H.S. in Houston, TX where he participated in state all-star game.

YEAR	CLUB	LEVEL	W-L	ERA	G	GS	CG	Sho	SV	IP	H	R	ER	BB	SO
1997	will be his first professional season														

## HODGSON, Yader Alexander

**HEIGHT:** 6-1      **BATS:** R      **BORN:** April 6, 1978, Masaya, Nicaragua

**WEIGHT:** 170      **THROWS:** R      **RESIDES:** Masaya, Nicaragua

**SIGNED BY:** Jorge Oquendo

**HOW OBTAINED:** Signed as a free agent on September 3, 1996. Played for the Nicaragua Junior National team in tournaments in Cuba and Jacksonville, Florida. Played his high school baseball in Nicaragua for Ruben Dario H.S.

**POSITION PLAYED:** Centerfield

YEAR	CLUB	CLASS	AVG	G	AB	R	H	2B	3B	HR	RBI	BB	SO	SB	
1997	will be his first professional season														

## HUBBARD, Mark

**HEIGHT:** 6-2      **BATS:** L      **BORN:** February 2, 1970, Clearwater, FL

**WEIGHT:** 190      **THROWS:** L      **RESIDES:** Dover, FL

**SIGNED BY:** Paul Turco

**HOW OBTAINED:** Yankees' 3rd-round pick in the June 1991 free-agent draft.

1995 Florida State League: All-Star Game participant. 1994 South Atlantic League: 1st pitcher assists (34), T5th wins (13). 1994 Yankees' minor leagues: 2nd strikeouts (144), 3rd wins (13), 5th IP (156.0), 9th ERA (3.58). On 6/28/94 threw a 3-hitter vs Charleston (SC). 1992 Yankees' minor leagues: 3rd HBP (9). Hit inside-the-park home run vs Columbus on 5/6/92.

**POSITIONS PLAYED:** 1995 Tampa (P-13), Norwich (P-13); 1994 Greensboro (P-26), Tampa (P-2); 1993 (OF-91, 1B-19); 1992 (OF-85); 1991 (OF-65).

YEAR	CLUB	LEVEL	W-L	ERA	G	GS	CG	Sho	SV	IP	H	R	ER	BB	SO
1994	Greensboro	A	13-7	3.56	26	26	2	1	0	149.1	162	69	59	46	139
	Tampa	A	0-1	4.05	2	1	0	0	0	6.2	9	6	3	2	5
1995	Tampa	A	4-3	1.84	13	11	1	0	0	68.1	52	22	14	21	40
	Norwich	AA	4-4	4.21	13	12	0	0	1	72.2	81	38	34	25	39
1996	Tampa	A	1-2	5.73	4	4	0	0	0	22.0	27	17	14	6	12
	Norwich	AA	2-0	5.49	4	4	0	0	0	19.2	19	13	12	10	14

YEAR	CLUB	CLASS	AVG	G	AB	R	H	2B	3B	HR	RBI	BB	SO	SB
1991	Oneonta	A	.237	73	278	45	66	13	1	1	26	51	71	4
1992	Greensboro	A	.246	87	329	55	81	13	1	8	41	43	91	10
1993	Prince William	A	.218	114	376	41	82	17	2	2	26	37	101	5

## HUFFMAN, Ryan Lee

**HEIGHT:** 6-2      **BATS:** R      **BORN:** August 7, 1973, Houston, TX

**WEIGHT:** 220      **THROWS:** R      **RESIDES:** Cleburne, TX

**SIGNED BY:** Joe Robison

**HOW OBTAINED:** Yankees' 31st-round pick in the June 1996 free-agent draft. Won the College World Series with LSU in 1993. Also played baseball for Texas A & M and lettered in baseball and football at Clear Lake H.S. in Houston.

**POSITIONS PLAYED:** 1996 (1B-6, OF-15).

YEAR	CLUB	CLASS	AVG	G	AB	R	H	2B	3B	HR	RBI	BB	SO	SB
1996	Oneonta	A	.197	23	61	8	12	4	1	0	6	6	24	0

### ITO, Hiromasa

HEIGHT: 6-2      BATS: R      BORN: July 22, 1977, Nagoya-City, Japan  
 WEIGHT: 165      THROWS: R      RESIDES: Nagoya-City, Japan  
 HOW OBTAINED: Signed as a free agent on August 8, 1996.  
 POSITIONS PLAYED: Outfield

YEAR	CLUB	CLASS	AVG	G	AB	R	H	2B	3B	HR	RBI	BB	SO	SB
1996	Santo Domingo													

### JERZEMBECK, Michael Joseph (Mike)

HEIGHT: 6-1      BATS: R      BORN: May 18, 1972, Queens, NY  
 WEIGHT: 185      THROWS: R      RESIDES: Queens Village, NY  
 SIGNED BY: Jeff Taylor  
 HOW OBTAINED: Yankees' 5th-round pick in the June 1993 free-agent draft.  
 Graduated from Archbishop Molloy H.S. in Jamaica, NY, where he played baseball and basketball.  
 Attended the University of North Carolina. 1993 New York-Penn League: T5th wins (8), 10th ERA (2.68).

YEAR	CLUB	LEVEL	W-L	ERA	G	GS	CG	Sho	SV	IP	H	R	ER	BB	SO
1993	Oneonta	A	8-4	2.68	14	14	0	0	0	77.1	70	25	23	26	76
1994	Tampa	A	4-3	3.15	16	16	0	0	0	68.2	59	27	24	22	45
1995	Tampa	A	0-1	9.00	2	0	0	0	0	3.0	5	4	3	2	1
1996	Columbus	AAA	0-0	5.40	1	0	0	0	0	1.2	1	1	1	1	0
	Norwich	AA	3-6	4.52	14	13	1	1	0	69.2	74	38	35	26	65
	Tampa	A	4-2	2.95	12	12	0	0	0	73.1	67	26	24	13	60

### JIMENEZ, D'Angelo

HEIGHT: 6-0      BATS: S      BORN: December 21, 1977, Santo Domingo, D.R.  
 WEIGHT: 160      THROWS: R      RESIDES: Santo Domingo, Dominican Republic  
 SIGNED BY: Victor Mata/Rudy Santin  
 HOW OBTAINED: Signed as a free agent on August 1, 1994.  
 1995: Gulf Coast League leader with 8 triples.  
 POSITIONS PLAYED: 1996 (SS-136); 1995 (SS-56).

YEAR	CLUB	CLASS	AVG	G	AB	R	H	2B	3B	HR	RBI	BB	SO	SB
1995	Tampa	R	.280	57	214	41	60	14	8	2	28	23	31	6
1996	Greensboro	A	.244	138	537	68	131	25	5	6	48	56	113	15

### JOHNSON, Nicolas Robert (Nick)

HEIGHT: 6-3      BATS: L      BORN: September 19, 1978, Sacramento, CA  
 WEIGHT: 195      THROWS: L      RESIDES: Sacramento, CA  
 HOW OBTAINED: Yankees' 3rd-round pick in the June 1996 free-agent draft.  
 POSITIONS PLAYED: 1996 (3B-1B)

YEAR	CLUB	CLASS	AVG	G	AB	R	H	2B	3B	HR	RBI	BB	SO	SB
1996	Tampa	R	.287	47	157	31	45	11	1	2	33	30	35	0

### KANE, Kevin Michael

HEIGHT: 5-10      BATS: R      BORN: November 22, 1973, Clearwater, FL  
 WEIGHT: 160      THROWS: R      RESIDES: Tampa, FL  
 SIGNED BY: No signing scout.  
 HOW OBTAINED: Signed as a free agent on March 13, 1996, out of Florida State University.  
 POSITIONS PLAYED: 2B

YEAR	CLUB	CLASS	AVG	G	AB	R	H	2B	3B	HR	RBI	BB	SO	SB
1996	Oneonta	A	.250	4	4	1	1	0	0	0	0	0	1	0

### KANE, Ryan

HEIGHT: 6-3      BATS: R      BORN: January 25, 1974, South Bend, IN  
 WEIGHT: 210      THROWS: R      RESIDES: Acton, MA  
 SIGNED BY: Tony LaCava (Angels)  
 HOW OBTAINED: Angels' 6th-round pick in the June 1995 free-agent draft.  
 POSITIONS PLAYED: 1996 (3B-120, C-3).

YEAR	CLUB	CLASS	AVG	G	AB	R	H	2B	3B	HR	RBI	BB	SO	SB
1995	Boise	A	.277	74	282	39	78	14	2	14	59	25	57	0
1996	Cedar Rapids	A	.258	125	485	56	125	29	2	14	75	40	120	5

## KEECH, Erik Krege

HEIGHT: 6-2 BATS: L BORN: September 7, 1974, Sellersville, PA

WEIGHT: 195 THROWS: R RESIDES: Sarasota, FL

SIGNED BY: Paul Turco

HOW OBTAINED: Yankees' 62nd-round pick in the June 1994 free-agent draft.

POSITIONS PLAYED: 1996 (C-11); 1995 (C-18).

YEAR	CLUB	CLASS	AVG	G	AB	R	H	2B	3B	HR	RBI	BB	SO	SB
1995	Tampa	R	.225	37	120	6	27	7	0	1	19	12	18	0
1996	Greensboro	A	.229	16	35	4	8	2	0	0	2	3	4	0

## KEEL, Christopher David (David)

HEIGHT: 6-3 BATS: L BORN: July 23, 1972, Huntsville, AL

WEIGHT: 205 THROWS: R RESIDES: Toney, AL

SIGNED BY: Billy Merkel (A's)

HOW OBTAINED: Signed as a free agent on December 6, 1996.

POSITIONS PLAYED: OF

YEAR	CLUB	CLASS	AVG	G	AB	R	H	2B	3B	HR	RBI	BB	SO	SB
1992	Scottsdale	R	.272	50	191	34	52	10	6	0	24	20	39	1
1993	Southern Oregon	A	.267	61	195	38	52	9	0	1	18	47	31	12
1994	West Michigan	A	.214	90	224	32	48	12	4	3	30	50	46	11
1995	Modesto	A	.200	9	25	4	5	0	0	1	3	3	7	0

## KOFLER, Eric

HEIGHT: 6-1 BATS: L BORN: February 11, 1976, Flushing, NY

WEIGHT: 170 THROWS: L RESIDES: Palm Harbor, FL

SIGNED BY: Paul Turco

HOW OBTAINED: Yankees' 10th-round pick in the June 1994 free-agent draft.

1995: Gulf Coast League Player of the Week (7/10-7/16); Graduated from Clearwater Central Catholic H.S.

POSITIONS PLAYED: 1996 (OF-37); 1995 (OF-18); 1994 (1B-46).

YEAR	CLUB	CLASS	AVG	G	AB	R	H	2B	3B	HR	RBI	BB	SO	SB
1994	Tampa	R	.242	48	161	16	39	4	3	0	18	22	32	1
1995	Tampa	R	.246	19	69	11	17	3	2	3	13	3	8	1
1996	Oneonta	A	.227	46	176	18	40	8	0	3	22	10	33	3

## KRALL, Eric James

HEIGHT: 6-4 BATS: L BORN: February 27, 1974, Banon, PA

WEIGHT: 215 THROWS: L RESIDES: Meadows, CT

SIGNED BY: Leon Wurth

HOW OBTAINED: Yankees' 12th-round pick in the June 1996 free-agent draft. Attended Birmingham Southern College where he was named to the All Independent Team in the NAIA Division. Threw a no-hitter for Apopka H.S. in Apopka, FL.

YEAR	CLUB	LEVEL	W-L	ERA	G	GS	CG	Sho	SV	IP	H	R	ER	BB	SO
1996	Oneonta	A	0-5	2.62	15	6	0	0	0	44.2	43	27	13	25	29

## LAIL, Jerry Dennis (Denny)

HEIGHT: 6-1 BATS: R BORN: September 10, 1974, Catawba, NC

WEIGHT: 172 THROWS: R RESIDES: Taylorsville, NC

SIGNED BY: Paul Faulk

HOW OBTAINED: Yankees' 17th-round pick in the June 1995 free-agent draft.

Graduated from Hickory H.S. (NC), and attended Wingate College (NC), where he threw a no-hitter.

YEAR	CLUB	LEVEL	W-L	ERA	G	GS	CG	Sho	SV	IP	H	R	ER	BB	SO
1995	Oneonta	A	5-6	3.97	13	13	0	0	0	68.0	66	38	30	31	59
1996	Greensboro	A	1-0	4.70	11	0	0	0	0	23.0	19	16	12	11	24
	Tampa	A	4-0	2.55	31	0	0	0	1	35.1	37	11	10	14	21

## LANKFORD, Frank Greenfield (Frank)

HEIGHT: 6-2 BATS: R BORN: March 26, 1971, Atlanta, GA

WEIGHT: 190 THROWS: R RESIDES: Atlanta, GA

SIGNED BY: Jeff Taylor

HOW OBTAINED: Yankees' 17th-round pick in the June 1993 free-agent draft.

Graduated from Westminster (GA) H.S., where he played baseball, basketball and football. Attended the University of Virginia. 1994 Yankees organization: 3rd games (54), 16th saves (7).

YEAR	CLUB	LEVEL	W-L	ERA	G	GS	CG	Sho	SV	IP	H	R	ER	BB	SO
1993	Oneonta	A	4-5	3.34	16	7	0	0	0	64.2	60	41	24	22	61
1994	Greensboro	A	7-6	2.95	54	0	0	0	7	82.1	79	37	27	18	74

1995	Tampa	A	4-6	2.59	55	0	0	0	15	73.0	64	29	21	22	58
1996	Norwich	AA	7-8	2.66	61	0	0	0	4	88.0	82	42	26	40	61

### LEMUS, Julian Rafael

**HEIGHT:** 6-2      **BATS:** S      **BORN:** September 11, 1977, Bolovita, Venezuela  
**WEIGHT:** 170      **THROWS:** R      **RESIDES:** Maturin, Venezuela  
**SIGNED BY:** Raul Ortega  
**HOW OBTAINED:** Signed as a free-agent on November 19, 1995.  
**POSITIONS PLAYED:** Outfield

YEAR	CLUB	CLASS	AVG	G	AB	R	H	2B	3B	HR	RBI	BB	SO	SB
1996	Santo Domingo													

### LEON, Donny

**HEIGHT:** 6-2      **BATS:** S      **BORN:** May 7, 1976, New York, NY  
**WEIGHT:** 185      **THROWS:** R      **RESIDES:** Ponce, Puerto Rico  
**SIGNED BY:** Jorge Oquendo  
**HOW OBTAINED:** Signed as a free agent on June 11, 1995.  
 Graduated from Dr. Pila H.S., where he played baseball and basketball. Attended Polk C.C. (FL).  
 In 1994 hit 3 home runs in an American Legion game for Post 47.  
**POSITIONS PLAYED:** 1996 (1B-4, 3B-13, C-31); 1995 (3B-10, C-3).

YEAR	CLUB	CLASS	AVG	G	AB	R	H	2B	3B	HR	RBI	BB	SO	SB
1995	Tampa	R	.171	16	41	3	7	1	0	0	5	3	14	0
1996	Tampa	R	.361	53	191	30	69	14	4	6	46	9	30	1

### LOBATON, Jose Tomas

**HEIGHT:** 5-11      **BATS:** R      **BORN:** March 29, 1974, Portuguesa, Venezuela  
**WEIGHT:** 154      **THROWS:** R      **RESIDES:** Portuguesa, Venezuela  
**SIGNED BY:** Raul Ortega  
**HOW OBTAINED:** Signed as a free agent on September 12, 1991.  
 1993 Gulf Coast League: 1st SLG (.485), 2nd BA (.345), 2nd OBP (.415), T2nd triples (6), 5th stolen bases (24). In 1993 led all short-season shortstops in BA (.345).  
**POSITIONS PLAYED:** 1996 (SS-113); 1995 Oneonta (SS-41), Greensboro (SS-58); 1994 (SS-27, 2B-24, 3B-14); 1993 (2B-20, SS-23).

YEAR	CLUB	CLASS	AVG	G	AB	R	H	2B	3B	HR	RBI	BB	SO	SB
1993	Tampa	R	.345	44	165	30	57	8	6	1	16	19	28	24
1994	Oneonta	A	.226	66	239	34	54	9	2	0	15	22	55	14
1995	Oneonta	A	.221	41	145	23	32	11	3	1	11	13	30	4
	Greensboro	A	.243	60	185	26	45	6	5	0	23	22	58	11
1996	Tampa	A	.232	113	375	39	87	16	5	5	37	34	74	11

### LONDONO, Camilo

**HEIGHT:** 5-11      **BATS:** S      **BORN:** September 4, 1979, Caracas, Venezuela  
**WEIGHT:** 176      **THROWS:** R      **RESIDES:** Miranda, Venezuela  
**SIGNED BY:** Raul Ortega  
**HOW OBTAINED:** Signed as a free-agent on December 26, 1996.  
**POSITIONS PLAYED:** IF

YEAR	CLUB	CLASS	AVG	G	AB	R	H	2B	3B	HR	RBI	BB	SO	SB
1997	will be his first professional season													

### LONG, Robert Douglas (R.D.)

**HEIGHT:** 6-0      **BATS:** S      **BORN:** April 2, 1971, Albany, NY  
**WEIGHT:** 180      **THROWS:** R      **RESIDES:** Penfield, NY  
**SIGNED BY:** Joe Robison  
**HOW OBTAINED:** Yankees' 38th-round pick in the June 1992 free-agent draft.  
 1995: 2nd in Florida State League with 10 triples. 1994 Florida State League: T5th stolen bases (37). 1994 Yankees' minor leagues: 3rd stolen bases (37). Hit a grand slam on 5/1/94.  
**POSITIONS PLAYED:** 1996 Norwich (2B-2, 3B-3, SS-1), Columbus (2B-40, 3B-5, SS-2); 1995 Tampa (2B-94, SS-7, 1B-1), Norwich (SS-6, 2B-2, 3B-1); 1994 (SS-62, 2B-9, 1B-7, 3B-1); 1993 (SS-19, 2B-16, 3B-11); 1992 (SS-19, 2B-10, OF-3, 3B-1).

YEAR	CLUB	CLASS	AVG	G	AB	R	H	2B	3B	HR	RBI	BB	SO	SB
1992	Oneonta	A	.255	42	153	26	39	9	1	0	15	24	31	13
1993	Greensboro	A	.241	58	170	21	41	4	4	3	20	33	45	6
1994	Tampa	A	.237	94	257	44	61	9	2	6	33	43	66	37
1995	Tampa	A	.250	110	384	70	96	15	10	4	36	72	100	28
	Norwich	AA	.212	9	33	4	7	3	0	0	5	7	11	2
1996	Norwich	AA	.300	6	10	4	3	0	0	0	3	4	2	0
	Columbus	AAA	.226	61	124	18	28	3	2	0	9	15	36	5

### LOWELL, Michael A. (Mikey)

**HEIGHT:** 6-4      **BATS:** R      **BORN:** February 24, 1974, San Juan, Puerto Rico  
**WEIGHT:** 193      **THROWS:** R      **RESIDES:** Coral Gables, FL

**SIGNED BY:** Rudy Santin

**HOW OBTAINED:** Yankees' 20th-round pick in the June 1995 free-agent draft.

Graduated from Coral Gables Senior H.S. (FL), where he earned All-State honors. Attended Florida International University, where he was All-Conference three times and Freshman All-American.

**POSITIONS PLAYED:** 1996 Greensboro (3B-112, SS-1), Tampa A (3B-24); 1995 (3B-72).

YEAR	CLUB	CLASS	AVG	G	AB	R	H	2B	3B	HR	RBI	BB	SO	SB
1995	Oneonta	A	.260	72	281	36	73	18	0	1	27	23	34	3
1996	Greensboro	A	.282	113	443	58	122	33	0	8	64	46	43	10
	Tampa	A	.282	24	78	8	22	5	0	0	11	3	13	1

### MAIRENA, Oswaldo Antonio

**HEIGHT:** 5-11 **BATS:** L

**BORN:** July 30, 1975, Chinandega, Nicaragua

**WEIGHT:** 165 **THROWS:** L

**RESIDES:** Chinandega, Nicaragua

**SIGNED BY:** Jorge Oquendo

**HOW OBTAINED:** Signed as a free agent on August 2, 1996.

YEAR	CLUB	LEVEL	W-L	ERA	G	GS	CG	Sho	SV	IP	H	R	ER	BB	SO
1997	will be his first professional season														

### MARTINEZ, David

**HEIGHT:** 6-1

**BATS:** L

**BORN:** June 7, 1980, Ciudad, Venezuela

**WEIGHT:** 165

**THROWS:** L

**RESIDES:** Ciudad, Venezuela

**SIGNED BY:** Raul Ortega

**HOW OBTAINED:** Signed as a free agent on December 23, 1996.

YEAR	CLUB	LEVEL	W-L	ERA	G	GS	CG	Sho	SV	IP	H	R	ER	BB	SO
1997	will be his first professional season														

### MARTINEZ, Oscar A.

**HEIGHT:** 6-2

**BATS:** R

**BORN:** October 7, 1978, Acarigua, Port., Venezuela

**WEIGHT:** 185

**THROWS:** R

**RESIDES:** Araure, Venezuela

**SIGNED BY:** Gordon Blakeley

**HOW OBTAINED:** Signed as a free agent on October 11, 1995.

YEAR	CLUB	LEVEL	W-L	ERA	G	GS	CG	Sho	SV	IP	H	R	ER	BB	SO
1996	Santo Domingo														
	Tampa	R	0-0	14.70	7	0	0	0	0	9.2	22	19	16	4	3

### MATEO, Victor

**HEIGHT:** 6-0

**BATS:** S

**BORN:** November 23, 1976, Santo Domingo, D.R.

**WEIGHT:** 170

**THROWS:** R

**RESIDES:** Santo Domingo, Dominican Republic

**SIGNED BY:** Victor Mata

**HOW OBTAINED:** Signed as a free agent on December 5, 1994.

**POSITIONS PLAYED:** 1996 (SS-15,2B-12,3B-2).

YEAR	CLUB	CLASS	AVG	G	AB	R	H	2B	3B	HR	RBI	BB	SO	SB
1995	Santo Domingo													
1996	Tampa	R	.315	32	127	25	40	1	3	0	15	9	29	0

### McBRIDE, Jason Eric

**HEIGHT:** 6-1

**BATS:** R

**BORN:** February 10, 1976, Pensacola, FL

**WEIGHT:** 175

**THROWS:** R

**RESIDES:** Pace, FL

**SIGNED BY:** Joe Arnold

**HOW OBTAINED:** Yankees' 27th-round pick in the June 1996 free-agent draft. Played baseball for Pace H.S. and Pensacola Junior College. Won the Little League World Series in 1988 as a member of the Brent Dixie Youth Team.

YEAR	CLUB	LEVEL	W-L	ERA	G	GS	CG	Sho	SV	IP	H	R	ER	BB	SO
1996	Tampa	R	3-4	4.06	23	0	0	0	2	31.0	35	15	14	8	27

### McCORMICK, Cody

**HEIGHT:** 6-3

**BATS:** L

**BORN:** July 30, 1974, Berkley, CA

**WEIGHT:** 205

**THROWS:** R

**RESIDES:** Berkley, CA

**SIGNED BY:** Greg Orr

**HOW OBTAINED:** Yankees' 23rd-round pick in the June 1995 free-agent draft.

Graduated from Berkley H.S. (CA), where he played baseball and basketball. Attended the University of California, Berkley.

**POSITIONS PLAYED:** 1996 (C-25,1B-1); 1995 (C-38).

YEAR	CLUB	CLASS	AVG	G	AB	R	H	2B	3B	HR	RBI	BB	SO	SB
1995	Oneonta	A	.276	74	268	33	74	16	2	6	32	30	60	4
1996	Greensboro	A	.197	65	173	16	34	9	0	6	20	12	46	0

### McDONALD, Donzell

HEIGHT: 5-11 BATS: S BORN: February 20, 1975, Long Beach, CA

WEIGHT: 165 THROWS: R RESIDES: Glendale, CO

SIGNED BY: Gordon Blakeley

HOW OBTAINED: Yankees' 22nd-round pick in the June 1995 free-agent draft.

Graduated from Cherry Creek H.S. (CO), where he played baseball, football and basketball. Attended Yavapai J.C., where he was a 1994 All-American and played in the 1995 Junior College World Series.

POSITIONS PLAYED: 1996 (OF-74); 1995 (OF-28).

YEAR	CLUB	CLASS	AVG	G	AB	R	H	2B	3B	HR	RBI	BB	SO	SB
1995	Tampa	R	.236	28	110	23	26	5	1	0	9	16	24	11
1996	Oneonta	A	.277	74	282	57	78	8	10	2	30	43	62	54

### McLAMB, Brian

HEIGHT: 6-3 BATS: S BORN: December 13, 1972, Greensboro, NC

WEIGHT: 204 THROWS: R RESIDES: Jacksonville, FL

SIGNED BY: Paul Turco

HOW OBTAINED: Yankees' 29th-round pick in the June 1992 free-agent draft.

POSITIONS PLAYED: 1996 (3B-57, SS-14, 1B-4, OF-4, 2B-1); 1995 (SS-27, 2B-21, 3B-13, OF-8); 1994 Oneonta (2B-44, SS-28), Greensboro (SS-14); 1993 (SS-49).

YEAR	CLUB	CLASS	AVG	G	AB	R	H	2B	3B	HR	RBI	BB	SO	SB
1993	Oneonta	A	.227	54	194	20	44	7	2	0	18	19	61	4
1994	Oneonta	A	.183	71	262	31	48	10	2	1	20	12	59	8
	Greensboro	A	.273	32	110	13	30	7	0	0	14	6	31	3
1995	Greensboro	A	.226	81	252	34	57	11	0	6	32	25	61	11
1996	Tampa	A	.211	85	266	31	56	13	0	2	25	23	62	7

### MEIER, Robert Dean (Bob)

HEIGHT: 6-0 BATS: R BORN: September 5, 1978, Philadelphia, PA

WEIGHT: 170 THROWS: R RESIDES: Cinnaminson, NJ

SIGNED BY: Cesar Pressbott

HOW OBTAINED: Yankees' 56th-round pick in the June 1996 free-agent draft.

POSITIONS PLAYED: Catcher

YEAR	CLUB	CLASS	AVG	G	AB	R	H	2B	3B	HR	RBI	BB	SO	SB
1996	Tampa	R	.333	3	3	0	1	1	0	0	0	0	1	0

### MEJIA, Luis Alberto

HEIGHT: 6-2 BATS: R BORN: March 16, 1977, Santo Domingo, D.R.

WEIGHT: 155 THROWS: R RESIDES: Santo Domingo, Dominican Republic

SIGNED BY: Victor Mata/Rudy Santin

HOW OBTAINED: Signed as a free agent on August 28, 1994.

YEAR	CLUB	LEVEL	W-L	ERA	G	GS	CG	Sho	SV	IP	H	R	ER	BB	SO
1995	Santo Domingo														
1996	Santo Domingo														

### MEJIA, Marcos Jose

HEIGHT: 6-0 BATS: R BORN: 11/15/79, San Pedro de Macoris, D.R.

WEIGHT: 175 THROWS: R RESIDES: San Pedro de Macoris, D.R.

SIGNED BY: Victor Mata

HOW OBTAINED: Signed as a free agent on September 10, 1996.

POSITIONS PLAYED: Outfield

YEAR	CLUB	CLASS	AVG	G	AB	R	H	2B	3B	HR	RBI	BB	SO	SB
1997 will be his first professional season														

### MELIAN, Jackson

HEIGHT: 6-2 BATS: R BORN: January 7, 1980, Barcelona, Venezuela

WEIGHT: 190 THROWS: R RESIDES: Barcelona, Venezuela

SIGNED BY: Gordon Blakeley

HOW OBTAINED: Signed as a free agent on July 2, 1996.

POSITIONS PLAYED: Outfield

YEAR	CLUB	CLASS	AVG	G	AB	R	H	2B	3B	HR	RBI	BB	SO	SB
1997 will be his first professional season														

## MENDEZ, Pastor

HEIGHT: 6-2      BATS: R      BORN: October 14, 1979, Villa de Cura, Venezuela  
WEIGHT: 170      THROWS: R      RESIDES: Villa de Cura, Venezuela  
SIGNED BY: Raul Ortega  
HOW OBTAINED: Signed as a free agent on December 21, 1996.

YEAR	CLUB	LEVEL	W-L	ERA	G	GS	CG	Sho	SV	IP	H	R	ER	BB	SO
------	------	-------	-----	-----	---	----	----	-----	----	----	---	---	----	----	----

1997 will be his first professional season

## MERCEDEZ, Carlos Manuel

HEIGHT: 6-3      BATS: L      BORN: April 14, 1980, Santo Domingo, D.R.  
WEIGHT: 158      THROWS: L      RESIDES: Santo Domingo, Dominican Republic  
SIGNED BY: Victor Mata  
HOW OBTAINED: Signed as a free agent on September 10, 1996.

YEAR	CLUB	LEVEL	W-L	ERA	G	GS	CG	Sho	SV	IP	H	R	ER	BB	SO
------	------	-------	-----	-----	---	----	----	-----	----	----	---	---	----	----	----

1997 will be his first professional season

## MEYER, David Lee

HEIGHT: 6-5      BATS: L      BORN: December 15, 1971, Austin, TX  
WEIGHT: 215      THROWS: L      RESIDES: Grapevine, TX  
SIGNED BY: Fernando Arango  
HOW OBTAINED: Yankees' 7th-round pick in the June 1994 free-agent draft.  
1995 South Atlantic and Florida State Leagues: 2nd in Class A with 188 hits allowed, 4th-highest ERA in Class A at 5.52. Graduated from Union H.S., where he played baseball, football and basketball. Graduated in 1994 from the University of Kansas, where he was All-Big 8 and 1994 Student Athlete of the Year. Earned his degree in psychology. 1994 New York-Penn League: 1st double plays, pitcher (3). Threw a 3-hitter on 7/4/94 vs Utica.

YEAR	CLUB	LEVEL	W-L	ERA	G	GS	CG	Sho	SV	IP	H	R	ER	BB	SO
1994	Oneonta	A	3-4	2.90	9	9	2	0	0	49.2	45	30	16	17	30
	Greensboro	A	4-1	1.93	5	5	0	0	0	32.2	25	9	7	14	25
	Tampa	A	0-1	15.00	1	1	0	0	0	3.0	7	5	5	2	4
1995	Greensboro	A	8-4	4.86	14	14	1	1	0	87.0	104	52	47	28	54
	Tampa	A	3-4	6.52	12	11	0	0	0	58.0	84	49	42	29	29
1996	Greensboro	A	1-0	0.00	6	0	0	0	0	18.2	9	0	0	1	24
	Tampa	A	3-2	2.11	11	6	0	0	0	38.1	46	16	9	17	18
	Norwich	AA	0-0	4.71	19	0	0	0	1	21.0	20	12	11	11	13

## MINDIOLA, Anderson Eduardo

HEIGHT: 6-1      BATS: R      BORN: September 26, 1979, San Felipe, Venezuela  
WEIGHT: 180      THROWS: R      RESIDES: San Felipe, Venezuela  
SIGNED BY: Raul Ortega  
HOW OBTAINED: Signed as a free agent on December 26, 1996.  
POSITIONS PLAYED: Catcher

YEAR	CLUB	LEVEL	W-L	ERA	G	GS	CG	Sho	SV	IP	H	R	ER	BB	SO
------	------	-------	-----	-----	---	----	----	-----	----	----	---	---	----	----	----

1997 will be his first professional season

## MITCHEL, Cristobal Yaqui

HEIGHT: 6-0      BATS: R      BORN: September 4, 1978, Santo Domingo, D.R.  
WEIGHT: 190      THROWS: R      RESIDES: Santo Domingo, Dominican Republic  
SIGNED BY: Victor Mata  
HOW OBTAINED: Signed as a free agent on September 18, 1995.

YEAR	CLUB	LEVEL	W-L	ERA	G	GS	CG	Sho	SV	IP	H	R	ER	BB	SO
1996	Santo Domingo														

## MITTAUER, Casey Wayne

HEIGHT: 6-5      BATS: R      BORN: September 1, 1972, Louisville, KY  
WEIGHT: 225      THROWS: R      RESIDES: Cooper City, FL  
SIGNED BY: Rudy Santin  
HOW OBTAINED: Yankees' 20th-round pick in the June 1993 free-agent draft.  
Graduated from Dade Christian School in Miami, FL, where he played baseball and soccer. Attended Florida International University. 1994 New York-Penn League: T4th games finished (20), 1994 Yankees' minor leagues: 10th saves (4), 1993 Gulf Coast League: T5th wins (6).

YEAR	CLUB	LEVEL	W-L	ERA	G	GS	CG	Sho	SV	IP	H	R	ER	BB	SO
1993	Tampa	R	6-1	2.68	21	0	0	0	3	40.1	34	17	12	4	34
1994	Oneonta	A	3-3	1.63	26	0	0	0	4	38.2	32	10	7	13	31
1995	Greensboro	A	3-6	1.94	49	0	0	0	8	74.1	60	26	16	14	59
1996	Tampa	A	1-1	2.01	21	0	0	0	4	31.1	28	10	7	5	23

### MONCION, Lucas R.

HEIGHT: 6-3      BATS: R      BORN: July 6, 1980, Santo Domingo, Dom. Rep.  
WEIGHT: 168      THROWS: R      RESIDES: Santo Domingo, Dominican Republic  
SIGNED BY: Victor Mata  
HOW OBTAINED: Signed as a free agent on December 15, 1996.

YEAR	CLUB	LEVEL	W-L	ERA	G	GS	CG	Sho	SV	IP	H	R	ER	BB	SO
1997	will be his first professional season														

### MORENO, Victor

HEIGHT: 6-0      BATS: R      BORN: March 1, 1980, Villa de Cura, Venezuela  
WEIGHT: 176      THROWS: R      RESIDES: Villa de Cura, Venezuela  
SIGNED BY: Raul Ortega  
HOW OBTAINED: Signed as a free agent on December 23, 1996.  
POSITIONS PLAYED: 3B

YEAR	CLUB	CLASS	AVG	G	AB	R	H	2B	3B	HR	RBI	BB	SO	SB
1997	will be his first professional season													

### MORENZ, Shea B.

HEIGHT: 6-2      BATS: L      BORN: January 22, 1974, Denville, NJ  
WEIGHT: 205      THROWS: R      RESIDES: San Antonio, TX  
SIGNED BY: Joe Robison  
HOW OBTAINED: Yankees' 1st-round pick in the June 1995 free-agent draft.  
Was the Yankees' number 1 overall pick in the June 1995 free-agent draft. Attended the University of Texas.  
POSITIONS PLAYED: 1996 (OF-91); 1995 (OF-31).

YEAR	CLUB	CLASS	AVG	G	AB	R	H	2B	3B	HR	RBI	BB	SO	SB
1995	Oneonta	A	.276	33	116	11	32	5	3	1	20	15	27	1
1996	Greensboro	A	.249	91	338	40	84	14	4	2	48	38	92	13

### MORILLO, Humberto

HEIGHT: 6-2      BATS: R      BORN: July 20, 1978, Santo Domingo, D.R.  
WEIGHT: 165      THROWS: R      RESIDES: Santo Domingo, Dominican Republic  
SIGNED BY: Victor Mata  
HOW OBTAINED: Signed as a free agent on September 23, 1995.

YEAR	CLUB	LEVEL	W-L	ERA	G	GS	CG	Sho	SV	IP	H	R	ER	BB	SO
1996	Santo Domingo														

### MOTA, Daniel Avila

HEIGHT: 6-0      BATS: R      BORN: October 9, 1975, Santo Domingo, D.R.  
WEIGHT: 170      THROWS: R      RESIDES: San Pedro de Macoris, D.R.  
SIGNED BY: Victor Mata/Rudy Santin  
HOW OBTAINED: Signed as a free agent on April 15, 1994.

YEAR	CLUB	LEVEL	W-L	ERA	G	GS	CG	Sho	SV	IP	H	R	ER	BB	SO
1994	Santo Domingo														
1995	Tampa	R	2-3	2.20	14	0	0	0	0	32.2	27	9	8	4	35
1996	Oneonta	A	0-1	4.50	10	0	0	0	7	10.0	10	5	5	2	11

### MUNSON, Michael A. (Muntz)

HEIGHT: 5-9      BATS: R      BORN: July 29, 1975, Canton, OH  
WEIGHT: 200      THROWS: R      RESIDES: Canton, OH  
SIGNED BY: Gene Michael  
HOW OBTAINED: Signed as a free agent on July 18, 1995.  
Graduated from Glen Oak H.S. (OH), where he played baseball, football and basketball. Attended Kent State University. Played American Legion Post 44, 1990-1993. Son of Thurman Munson.  
POSITIONS PLAYED: 1996 (C-18).

YEAR	CLUB	CLASS	AVG	G	AB	R	H	2B	3B	HR	RBI	BB	SO	SB
1996	Tampa	R	.300	19	40	6	12	2	0	1	4	2	9	0

### MUSSELWHITE, James

HEIGHT: 6-1      BATS: R      BORN: October 25, 1971, Pompano Beach, FL  
WEIGHT: 190      THROWS: R      RESIDES: Apopka, FL  
SIGNED BY: Lee Elder  
HOW OBTAINED: Yankees' 7th-round pick in the June 1993 free-agent draft.  
Graduated from Apopka H.S. (FL). Attended the University of Georgia, where he was named honorable mention Freshman All-America. 1994 Florida State League: 3rd runners/9 IP, starter (9.45); 5th BA against, starter (.218). 1994 Yankees' minor leagues: 4th ERA (2.96), 4th strikeouts (137), T8th wins (11). In 1994 threw 1-hitters on 4/23 vs Ft. Myers and on 7/5 vs West Palm Beach.

YEAR	CLUB	LEVEL	W-L	ERA	G	GS	CG	Sho	SV	IP	H	R	ER	BB	SO
1993	Oneonta	A	1-1	2.21	5	4	0	0	0	20.1	15	7	5	8	18
1994	Tampa	A	9-6	3.43	17	17	3	2	0	107.2	87	50	41	23	106
	Albany-Colonie	AA	2-1	1.21	5	5	1	1	0	29.2	28	4	4	5	31
1995	Norwich	AA	5-9	4.58	24	24	1	0	0	131.2	136	75	67	34	96
1996	Greensboro	A	2-1	3.15	4	4	0	0	0	20.0	26	9	7	3	15
	Tampa	A	0-2	7.80	3	3	0	0	0	15.0	24	16	13	5	5
	Norwich	AA	2-1	2.25	5	5	1	0	0	36.0	28	9	9	10	25

### OBANDO, Omar

HEIGHT: 6-2      BATS: R      BORN: March 23, 1977, Chinandega, Nicaragua  
 WEIGHT: 180      THROWS: R      RESIDES: Chinandega, Nicaragua  
 SIGNED BY: Jorge Oquendo  
 HOW OBTAINED: Signed as a free agent on August 2, 1996.

YEAR	CLUB	LEVEL	W-L	ERA	G	GS	CG	Sho	SV	IP	H	R	ER	BB	SO
1997 will be his first professional season															

### OFFERMAN, Juan Ramon

HEIGHT: 5-10      BATS: R      BORN: September 23, 1978, Santo Domingo, D.R.  
 WEIGHT: 160      THROWS: R      RESIDES: Santo Domingo, Dominican Republic  
 SIGNED BY: Victor Mata  
 HOW OBTAINED: Signed as a free agent on October 15, 1995.  
 POSITIONS PLAYED: OF

YEAR	CLUB	CLASS	AVG	G	AB	R	H	2B	3B	HR	RBI	BB	SO	SB
1996	Santo Domingo													

### OLIVARES, Jose Lasiel

HEIGHT: 6-3      BATS: R      BORN: February 14, 1980, Santiago, Dom. Rep.  
 WEIGHT: 185      THROWS: R      RESIDES: Fuego, Dominican Republic  
 SIGNED BY: Victor Mata  
 HOW OBTAINED: Signed as a free agent on September 10, 1996.  
 POSITIONS PLAYED: Outfield

YEAR	CLUB	CLASS	AVG	G	AB	R	H	2B	3B	HR	RBI	BB	SO	SB	
1997 will be his first professional season															

### OLIVARES, Teuris

HEIGHT: 6-0      BATS: R      BORN: December 15, 1978, San Francisco, D.R.  
 WEIGHT: 164      THROWS: R      RESIDES: San Francisco de Macoris, Dom. Rep.  
 SIGNED BY: Victor Mata  
 HOW OBTAINED: Signed as a free agent on October 15, 1995.  
 POSITIONS PLAYED: 1996 (2B-3, SS-6).

YEAR	CLUB	CLASS	AVG	G	AB	R	H	2B	3B	HR	RBI	BB	SO	SB
1996	Santo Domingo													
	Tampa	R	.300	9	20	3	6	1	0	0	4	1	2	0

### OLIVIER, Richard Ruben

HEIGHT: 6-0      BATS: R      BORN: November 22, 1974, Santo Domingo, D.R.  
 WEIGHT: 165      THROWS: R      RESIDES: Santo Domingo, Dominican Republic  
 SIGNED BY: Victor Mata  
 HOW OBTAINED: Signed as a free agent on November 15, 1991.

YEAR	CLUB	LEVEL	W-L	ERA	G	GS	CG	Sho	SV	IP	H	R	ER	BB	SO
1992	Santo Domingo	R	4-5	3.83	16	8	0	0	1	65.2	69	43	28	34	31
1993	Santo Domingo	R													
1994	Tampa	R	0-1	1.93	4	0	0	0	1	9.1	5	5	2	0	10
1995	Oneonta	A	3-3	3.88	12	12	0	0	0	60.1	63	36	26	21	50
1996	Tampa	R	1-0	0.00	4	0	0	0	1	8.2	4	0	0	1	7
	Greensboro	A	3-2	4.24	9	9	0	0	0	46.2	51	28	22	23	44

### ORIHUELA, Juan

HEIGHT: 6-3      BATS: L      BORN: September 24, 1979, Guarenas, Venezuela  
 WEIGHT: 183      THROWS: L      RESIDES: Guarenas, Venezuela  
 SIGNED BY: Raul Ortega  
 HOW OBTAINED: Signed as a free agent on December 27, 1996.

YEAR	CLUB	LEVEL	W-L	ERA	G	GS	CG	Sho	SV	IP	H	R	ER	BB	SO
1997 will be his first professional season															

### ORTEGA, Jose Manuel

HEIGHT: 6-3      BATS: R      BORN: January 7, 1978, El Tigre, Anzoategui, Ven.  
WEIGHT: 180      THROWS: R      RESIDES: El Tigre, Anzoategui, Venezuela  
SIGNED BY: Raul Ortega  
HOW OBTAINED: Signed as a free agent on July 2, 1995.  
POSITIONS PLAYED: OF

YEAR	CLUB	CLASS	AVG	G	AB	R	H	2B	3B	HR	RBI	BB	SO	SB
1996	Santo Domingo													

### ORTEGA, Miguel Angel

HEIGHT: 6-1      BATS: S      BORN: March 17, 1980, Maracay, Venezuela  
WEIGHT: 175      THROWS: R      RESIDES: Maracay, Venezuela  
SIGNED BY: Raul Ortega  
HOW OBTAINED: Signed as a free agent on July 2, 1996.  
POSITIONS PLAYED: Infielder

YEAR	CLUB	CLASS	AVG	G	AB	R	H	2B	3B	HR	RBI	BB	SO	SB
1997														

will be his first professional season

### ORTIZ, Javier Jesus

HEIGHT: 6-0      BATS: R      BORN: November 28, 1979, Cartagena, Columbia  
WEIGHT: 155      THROWS: R      RESIDES: Cartagena, Columbia  
SIGNED BY: Jose Quintero  
HOW OBTAINED: Signed as a free agent on July 2, 1996.

YEAR	CLUB	LEVEL	W-L	ERA	G	GS	CG	Sho	SV	IP	H	R	ER	BB	SO
1997															

will be his first professional season

### ORTIZ, Miguel Angel (Castilla)

HEIGHT: 6-1      BATS: R      BORN: February 19, 1979, Villa de Cora, Venezuela  
WEIGHT: 175      THROWS: R      RESIDES: Villa de Cora, Venezuela  
SIGNED BY: Raul Ortega  
HOW OBTAINED: Signed as a free agent on May 19, 1996.  
POSITIONS PLAYED: Infielder

YEAR	CLUB	CLASS	AVG	G	AB	R	H	2B	3B	HR	RBI	BB	SO	SB
1996	Santo Domingo													

### OZORIO, Gustabo

HEIGHT: 6-2      BATS: R      BORN: May 15, 1979, San Pedro De Macoris, D.R.  
WEIGHT: 160      THROWS: R      RESIDES: San Pedro De Macoris, D.R.  
SIGNED BY: Victor Mata  
HOW OBTAINED: Signed as a free agent on September 5, 1996.  
POSITIONS PLAYED: Infielder

YEAR	CLUB	CLASS	AVG	G	AB	R	H	2B	3B	HR	RBI	BB	SO	SB
1997														

will be his first professional season

### PADUA, Geraldo

HEIGHT: 6-2      BATS: R      BORN: February 9, 1977, Santo Domingo, D.R.  
WEIGHT: 165      THROWS: R      RESIDES: Santo Domingo, Dominican Republic  
SIGNED BY: Victor Mata  
HOW OBTAINED: Signed as a free agent on August 25, 1994.

YEAR	CLUB	LEVEL	W-L	ERA	G	GS	CG	Sho	SV	IP	H	R	ER	BB	SO
1995	Santo Domingo														
1996	Santo Domingo														

### PARADA, Alfonso Rafael

HEIGHT: 6-3      BATS: R      BORN: April 26, 1979, Lara, Venezuela  
WEIGHT: 182      THROWS: R      RESIDES: Lara, Venezuela  
SIGNED BY: Raul Ortega  
HOW OBTAINED: Signed as a free agent on December 26, 1996

YEAR	CLUB	LEVEL	W-L	ERA	G	GS	CG	Sho	SV	IP	H	R	ER	BB	SO
1997															

will be his first professional season

## PARAQUEIMA, Jesus R.

HEIGHT: 6-4      BATS: R      BORN: February 24, 1978, Maturin, Venezuela  
WEIGHT: 185      THROWS: R      RESIDES: El Tigre, Venezuela  
SIGNED BY: Raul Ortega  
HOW OBTAINED: Signed as a free agent on February 27, 1995.

YEAR	CLUB	LEVEL	W-L	ERA	G	GS	CG	Sho	SV	IP	H	R	ER	BB	SO
1995	Santo Domingo														
1996	Tampa	R	3-2	2.01	11	9	0	0	0	49.1	43	24	11	15	49

## PAROTTE, Frisco Marcel

HEIGHT: 6-2      BATS: R      BORN: September 10, 1975, Levittown, Puerto Rico  
WEIGHT: 180      THROWS: R      RESIDES: Levittown, Puerto Rico  
SIGNED BY: Rudy Santin  
HOW OBTAINED: Yankees' 29th-round pick in June 1993 free-agent draft. Signed on 5/3/94. Graduated from Dr. Pedro Albizu Campos H.S. and attended Miami-Dade (FL) Community College. 1994 Gulf Coast League: 4th walks/9 IP, relief (1.05) and runners/9 IP, relief (7.37). In 1994 played for Caguas in the Puerto Rican Winter League (0-1, 27.00, 2G).

YEAR	CLUB	LEVEL	W-L	ERA	G	GS	CG	Sho	SV	IP	H	R	ER	BB	SO
1994	Oneonta	A	0-2	5.91	6	0	0	0	0	10.2	13	11	7	8	9
	Tampa	R	5-1	2.45	13	0	0	0	1	25.2	17	10	7	3	31
1995	Tampa	R	0-0	2.79	9	0	0	0	1	9.2	9	3	3	6	8
	Greensboro	A	3-1	2.80	22	0	0	0	0	35.1	40	20	11	16	35
1996	Greensboro	A	0-0	2.55	24	0	0	0	0	53.0	35	24	15	35	41

## PARRA, Catalino

HEIGHT: 6-1      BATS: R      BORN: April 29, 1978, Santo Domingo, D.R.  
WEIGHT: 151      THROWS: R      RESIDES: Santo Domingo, Dominican Republic  
SIGNED BY: Victor Mata/ Rudy Santin  
HOW OBTAINED: Signed as a free agent on February 21, 1995.

YEAR	CLUB	LEVEL	W-L	ERA	G	GS	CG	Sho	SV	IP	H	R	ER	BB	SO
1995	Santo Domingo														
1996	Santo Domingo														

## PAULINO, Waren

HEIGHT: 6-1      BATS: L      BORN: July 11, 1977, Santo Domingo, D.R.  
WEIGHT: 150      THROWS: L      RESIDES: Santo Domingo, Dominican Republic  
SIGNED BY: Victor Mata  
HOW OBTAINED: Signed as a free agent on August 24, 1994.  
POSITIONS PLAYED: Outfield

YEAR	CLUB	CLASS	AVG	G	AB	R	H	2B	3B	HR	RBI	BB	SO	SB
1995	Santo Domingo													
1996	Santo Domingo													

## PENA, Amaury

HEIGHT: 5-11      BATS: R      BORN: August 24, 1979, Santiago, D.R.  
WEIGHT: 168      THROWS: R      RESIDES: Santiago, Dominican Republic  
SIGNED BY: Victor Mata  
HOW OBTAINED: Signed as a free agent on June 5, 1996.  
POSITIONS PLAYED: Infield

YEAR	CLUB	CLASS	AVG	G	AB	R	H	2B	3B	HR	RBI	BB	SO	SB
1996	Santo Domingo													

## PEREZ, Jorge

HEIGHT: 6-3      BATS: L      BORN: August 9, 1978, Santo Domingo, D.R.  
WEIGHT: 175      THROWS: L      RESIDES: Santo Domingo, Dominican Republic  
SIGNED BY: Victor Mata  
HOW OBTAINED: Signed as a free agent on August 24, 1994.

YEAR	CLUB	LEVEL	W-L	ERA	G	GS	CG	Sho	SV	IP	H	R	ER	BB	SO
1995	Santo Domingo														
1996	Santo Domingo														

## PHILLIPS, Blaine Randall

HEIGHT: 6-1      BATS: R      BORN: June 28, 1973, Belle Fourche, SD  
WEIGHT: 195      THROWS: R      RESIDES: Sheridan, WY  
SIGNED BY: Joe Robbins

**HOW OBTAINED:** Yankees' 33rd-round pick in the June 1996 free-agent draft. Lettered in four sports (baseball, football, track & field, and basketball) for Sheridan H.S. in Wyoming. Played in the Junior College World Series while at Southwest Louisiana Junior College.

**POSITIONS PLAYED:** 1996 (2B-39, 3B-2, OF-2, C-3).

YEAR	CLUB	CLASS	AVG	G	AB	R	H	2B	3B	HR	RBI	BB	SO	SB
1996	Oneonta	A	.208	46	144	12	30	2	0	0	12	11	49	0

### PHILLIPS, Benjamin William (Ben)

**HEIGHT:** 6-3      **BATS:** R      **BORN:** July 28, 1975, Belle Fourche, SD

**WEIGHT:** 195      **THROWS:** R      **RESIDES:** Sheridan, WY

**SIGNED BY:** Mark Batchko

**HOW OBTAINED:** Yankees' 36th-round pick in the June 1995 free-agent draft. Lettered in baseball and basketball at Sheridan H.S. where he threw two 1-hitters. Won the state championship in baseball with Sheridan H.S. in 1992. Named Mr. Basketball and Gatorade Player of the Year for the state of Wyoming in basketball.

YEAR	CLUB	LEVEL	W-L	ERA	G	GS	CG	Sho	SV	IP	H	R	ER	BB	SO
1996	Oneonta	A	3-4	2.86	14	14	0	0	0	78.2	58	40	25	41	56

### PICHARDO, Sandy Jose Rafael

**HEIGHT:** 5-11      **BATS:** L      **BORN:** November 26, 1974, Santiago, D.R.

**WEIGHT:** 173      **THROWS:** R      **RESIDES:** Tamboril, Santiago, Dominican Republic

**SIGNED BY:** Eddy Toledo

**HOW OBTAINED:** Selected in the 1995 Rule 5 Draft from the Mets' Binghamton (AA) roster. 1995 Florida State League: T4th in triples with 6, T5th in AB with 478. 1992 Gulf Coast League: 5th in OBP at .412.

**POSITIONS PLAYED:** 1996 Tampa (SS-71, OF-5), Norwich (SS-6); 1995 (2B-79, OF-22); 1994 (2B-115); 1993 (2B-47); 1992 (2B-37).

YEAR	CLUB	CLASS	AVG	G	AB	R	H	2B	3B	HR	RBI	BB	SO	SB
1992	Gulf Coast Mets	R	.296	44	142	26	42	7	3	0	12	26	31	14
1993	Kingsport	R	.302	51	192	25	58	6	2	1	15	22	25	12
1994	Columbia	A	.257	118	420	48	108	6	7	2	30	36	99	34
1995	St. Lucie	A	.274	125	478	55	131	10	6	0	27	28	64	29
1996	Tampa	A	.252	84	294	40	74	7	7	2	33	21	49	4
	Norwich	AA	.353	6	17	3	6	1	0	1	3	1	5	1

### PINTO, Rene

**HEIGHT:** 6-0      **BATS:** R      **BORN:** July 17, 1977, Maracay, Venezuela

**WEIGHT:** 185      **THROWS:** R      **RESIDES:** Palo Negro, Venezuela

**SIGNED BY:** Raul Ortega

**HOW OBTAINED:** Signed as a free agent on July 17, 1993.

In 1994 played for Aragua in the Venezuelan Winter League (.500, 4 G).

**POSITIONS PLAYED:** 1996 Oneonta (C-26), Greensboro (C-50); 1995 (C-10); 1994 (C-28).

YEAR	CLUB	CLASS	AVG	G	AB	R	H	2B	3B	HR	RBI	BB	SO	SB
1994	Tampa	R	.284	40	134	15	38	8	3	1	18	10	26	0
1995	Tampa	R	.184	15	49	2	9	0	1	0	4	7	11	0
1996	Oneonta	A	.206	53	199	15	41	1	2	2	20	13	54	1
	Greensboro	A	.206	52	165	13	34	9	1	1	14	5	41	2

### PRECIADO, Victor Antonio

**HEIGHT:** 6-4      **BATS:** S      **BORN:** September 3, 1976, Chiriqui, Panama

**WEIGHT:** 205      **THROWS:** R      **RESIDES:** Chiriqui, Panama

**SIGNED BY:** Karl Heron/ Rudy Santin

**HOW OBTAINED:** Signed as a free agent on February 27, 1995.

**POSITIONS PLAYED:** 1996 (OF-40).

YEAR	CLUB	CLASS	AVG	G	AB	R	H	2B	3B	HR	RBI	BB	SO	SB
1995	Santo Domingo													
1996	Tampa	R	.250	45	164	15	41	7	2	0	22	11	27	1

### QUINTERO, Christian Allan

**HEIGHT:** 6-1      **BATS:** R      **BORN:** March 2, 1976, San Jose de Boca, Mexico

**WEIGHT:** 154      **THROWS:** R      **RESIDES:** Sinaloa, Mexico

**SIGNED BY:** Carlos Paz

**HOW OBTAINED:** Signed as a free agent on August 22, 1995.

**POSITIONS PLAYED:** OF

YEAR	CLUB	CLASS	AVG	G	AB	R	H	2B	3B	HR	RBI	BB	SO	SB
1996	Tampa	R	.265	21	68	13	18	4	0	1	8	4	13	1

## RAMIREZ, Julio

HEIGHT: 6-1      BATS: L      BORN: July 6, 1979, Santo Domingo, D.R.  
WEIGHT: 160      THROWS: R      RESIDES: San Cristobal, D.R.  
SIGNED BY: Victor Mata  
HOW OBTAINED: Signed as a free agent on September 10, 1996.

YEAR	CLUB	LEVEL	W-L	ERA	G	GS	CG	Sho	SV	IP	H	R	ER	BB	SO
1997 will be his first professional season															

## RANDOLPH, Stephen LaCharles

HEIGHT: 6-3      BATS: L      BORN: May 1, 1974, Okinawa, Japan  
WEIGHT: 185      THROWS: L      RESIDES: Austin, TX  
SIGNED BY: Joe Robison  
HOW OBTAINED: Yankees' 18th-round pick in the June 1995 free-agent draft.  
Graduated from James Bowie H.S. (TX), where he played baseball and basketball. Attended the University of Texas and Galveston C.C.

YEAR	CLUB	LEVEL	W-L	ERA	G	GS	CG	Sho	SV	IP	H	R	ER	BB	SO
1995	Tampa	R	4-0	2.22	8	3	0	0	0	24.1	11	7	6	16	34
	Oneonta	A	0-3	7.48	6	6	0	0	0	21.2	19	22	18	23	31
1996	Greensboro	A	4-7	3.77	32	17	0	0	0	100.1	64	46	42	96	111

## RANGEL, Julio Perez (Tuli)

HEIGHT: 6-3      BATS: R      BORN: Sept. 28, 1975, Panama, Rep. of Panama  
WEIGHT: 160      THROWS: R      RESIDES: Panama, Republic of Panama  
SIGNED BY: Rudy Santin/Chico Heron  
HOW OBTAINED: Signed as a free agent on September 11, 1993.

YEAR	CLUB	LEVEL	W-L	ERA	G	GS	CG	Sho	SV	IP	H	R	ER	BB	SO
1994	Tampa	R	0-0	2.45	5	0	0	0	0	7.1	7	6	2	1	9
1995	Tampa	R	1-3	4.40	14	0	0	0	2	28.2	20	18	14	16	30
1996	Oneonta	A	7-2	2.96	15	14	0	0	0	85.0	64	35	28	36	79

## RAPOZO, Cesar

HEIGHT: 6-2      BATS: R      BORN: July 10, 1980, Golindano, Venezuela  
WEIGHT: 170      THROWS: R      RESIDES: Mariguaitar, Venezuela  
SIGNED BY: Raul Ortega  
HOW OBTAINED: Signed as a free agent on December 24, 1996.  
POSITIONS PLAYED: Outfield

YEAR	CLUB	CLASS	AVG	G	AB	R	H	2B	3B	HR	RBI	BB	SO	SB
1997 will be his first professional season														

## RAYMENT, Justin Donald

HEIGHT: 6-8      BATS: L      BORN: May 28, 1974, Sedro-Woolley, WA  
WEIGHT: 230      THROWS: L      RESIDES: Sedro-Woolley, WA  
SIGNED BY: Reggie Waller  
HOW OBTAINED: Yankees' 6th-round pick in the June 1996 free-agent draft. Played his college baseball at San Diego State University. Lettered in football, basketball, and baseball for Sedro-Woolley H.S. in Washington.

YEAR	CLUB	LEVEL	W-L	ERA	G	GS	CG	Sho	SV	IP	H	R	ER	BB	SO
1996	Oneonta	A	0-1	18.00	1	1	0	0	0	2.0	3	4	4	3	0

## REITH, Brian Eric

HEIGHT: 6-5      BATS: R      BORN: February 28, 1978, Fort Wayne, IN  
WEIGHT: 190      THROWS: R      RESIDES: Fort Wayne, IN  
SIGNED BY: Tim Kelly  
HOW OBTAINED: Yankees' 6th-round pick in the June 1996 free agent draft. Played baseball and basketball for Concordia Lutheran H.S. in Indiana. Was named to the All-Conference and State team in baseball.

YEAR	CLUB	LEVEL	W-L	ERA	G	GS	CG	Sho	SV	IP	H	R	ER	BB	SO
1996	Tampa	R	2-3	4.13	10	4	0	0	0	32.2	31	16	15	16	21

## RELUCIDO, Erick Augusto

HEIGHT: 6-1      BATS: R      BORN: February 19, 1979, Barcelona, Venezuela  
WEIGHT: 180      THROWS: R      RESIDES: Urica, Venezuela  
SIGNED BY: Raul Ortega  
HOW OBTAINED: Signed as a free agent on December 21, 1996.

**POSITIONS PLAYED: IF**

**YEAR CLUB CLASS AVG G AB R H 2B 3B HR RBI BB SO SB**

1997 will be his first professional season

**RESZ, Gregory A. (Greg)**

**HEIGHT: 6-5 BATS: L BORN: December 25, 1971, San Diego, CA**  
**WEIGHT: 215 THROWS: R RESIDES: Springfield, MO**

**SIGNED BY: Fernando Arango**

**HOW OBTAINED: Yankees' 15th-round pick in the June 1993 draft.**

Attended Southwest Missouri State in Springfield, MO. Graduated from Glendale H.S. (MO). 1994 Yankees' minor leagues: 5th saves (8).

YEAR	CLUB	LEVEL	W-L	ERA	G	GS	CG	Sho	SV	IP	H	R	ER	BB	SO
1993	Oneonta	A	3-0	3.76	24	0	0	0	9	26.1	18	14	11	16	16
1994	Greensboro	A	0-0	3.52	7	0	0	0	2	7.2	6	3	3	2	14
	Tampa	A	0-2	1.45	18	0	0	0	6	18.2	21	8	3	4	20
1995	Tampa	A	0-1	3.38	12	0	0	0	1	13.1	10	9	5	9	16
1996	Norwich	AA	1-1	2.54	19	2	0	0	2	39.0	38	17	11	18	37
	Tampa	A	0-1	2.52	20	0	0	0	4	25.0	20	11	7	12	31

**REYES, Pedro Julio**

**HEIGHT: 6-2 BATS: R BORN: Dec. 16, 1979 San Pedro de Macoris, D.R.**  
**WEIGHT: 160 THROWS: R RESIDES: Santo Domingo, Dominican Republic**

**SIGNED BY: Victor Mata**

**HOW OBTAINED: Signed as a free agent on December 10, 1993.**

YEAR	CLUB	LEVEL	W-L	ERA	G	GS	CG	Sho	SV	IP	H	R	ER	BB	SO
1995	Santo Domingo														
1996	Santo Domingo														

**REYNOSO, Carmelo Ariel**

**HEIGHT: 6-2 BATS: R BORN: December 16, 1979 Puerto Plata, Dom. Rep.**  
**WEIGHT: 175 THROWS: R RESIDES: Puerto Plata, Dominican Republic**

**SIGNED BY: Victor Mata**

**HOW OBTAINED: Signed as a free agent on September 10, 1996.**

YEAR	CLUB	LEVEL	W-L	ERA	G	GS	CG	Sho	SV	IP	H	R	ER	BB	SO
1997 will be his first professional season															

**RICKEN, Raymond Richard (Ray)**

**HEIGHT: 6-5 BATS: R BORN: August 11, 1973, Detroit, MI**  
**WEIGHT: 225 THROWS: R RESIDES: Warren, MI**

**SIGNED BY: Dick Groch**

**HOW OBTAINED: Yankees' 5th-round pick in the June 1994 free-agent draft.**

**1995: Eastern League Pitcher of the Week (8/28-9/4), South Atlantic League Pitcher of the Week (4/23-4/29), 1st among Class A starters with .183 BA against, 7th in Class A with 2.19 ERA, 2nd among Yankee minor leaguers with a 2.33 ERA and led the organization with 178 strikeouts. Graduated from Notre Dame H.S., where he played baseball and basketball. Attended the University of Michigan and was an All-Big Ten selection. 1994 New York-Penn League: 2nd strikeouts/9 IP, starters (9.84).**

YEAR	CLUB	LEVEL	W-L	ERA	G	GS	CG	Sho	SV	IP	H	R	ER	BB	SO
1994	Oneonta	A	2-3	3.58	10	10	0	0	0	50.1	45	25	20	17	55
	Greensboro	A	1-2	4.68	5	5	0	0	0	25.0	27	13	13	12	19
1995	Greensboro	A	3-2	2.23	10	10	0	0	0	64.2	42	20	16	16	77
	Tampa	A	3-4	2.15	11	11	1	0	0	75.1	47	25	18	27	58
1996	Norwich	AA	4-2	2.72	8	8	1	1	0	53.0	44	21	16	24	43
	Norwich	AA	5-2	4.47	8	8	1	1	0	46.1	42	26	23	20	42
	Columbus	AAA	4-5	4.76	20	11	1	0	1	68.0	62	44	36	37	58

**RINCONES, Ricardo M.**

**HEIGHT: 6-2 BATS: R BORN: October 10, 1976, Caracas, Venezuela**  
**WEIGHT: 180 THROWS: R RESIDES: Caracas, Venezuela**

**SIGNED BY: Raul Ortega**

**HOW OBTAINED: Signed as a free-agent on September 18, 1996.**

YEAR	CLUB	LEVEL	W-L	ERA	G	GS	CG	Sho	SV	IP	H	R	ER	BB	SO
1997 will be his first professional season															

## RIOS, Daniel (Danny)

HEIGHT: 6-2 BATS: R BORN: November 11, 1972, Madrid, Spain

WEIGHT: 192 THROWS: R RESIDES: Hialeah, FL

SIGNED BY: Rudy Santin

HOW OBTAINED: Signed as a free agent on June 7, 1993.

1995: Florida State League All-Star Game participant, T9th in Class A with 57 appearances, tied with Chris Corn for the organizational lead in saves with 24. Attended Seminole Junior College and the University of Miami (FL). 1994 Yankees' minor leagues: 3rd saves (19). 1993 Gulf Coast League: T2nd games finished (17), T4th saves (6) and games (24), T5th relief points (20).

YEAR	CLUB	LEVEL	W-L	ERA	G	GS	CG	Sho	SV	IP	H	R	ER	BB	SO
1993	Tampa	R	2-1	3.52	24	0	0	0	6	38.1	34	18	15	16	29
1994	Greensboro	A	3-2	0.87	37	0	0	0	17	41.1	32	4	4	13	36
	Tampa	A	0-0	0.00	9	0	0	0	2	10.1	6	2	0	4	11
1995	Tampa	A	0-4	2.00	57	0	0	0	24	67.1	67	24	15	20	72
1996	Norwich	AA	3-1	2.09	38	0	0	0	17	43.0	34	14	10	21	38
	Columbus	AAA	4-1	1.95	24	0	0	0	0	27.2	22	7	6	6	22

## RIVERA, Juan Luis

HEIGHT: 6-2 BATS: R BORN: July 3, 1978, Guarenas, Venezuela

WEIGHT: 170 THROWS: R RESIDES: Guarenas, Venezuela

SIGNED BY: Raul Ortega

HOW OBTAINED: Signed as a free agent on April 12, 1996.

POSITIONS PLAYED: Outfield

YEAR	CLUB	CLASS	AVG	G	AB	R	H	2B	3B	HR	RBI	BB	SO	SB
1996	Santo Domingo													

## ROBBINS, Phillip Jacob (Jake)

HEIGHT: 6-5 BATS: R BORN: May 23, 1976, Charlotte, NC

WEIGHT: 190 THROWS: R RESIDES: Charlotte, NC

SIGNED BY: Paul Faulk

HOW OBTAINED: Yankees' 11th-round pick in the June 1994 free-agent draft.

Graduated from Myers Park H.S., where he played baseball and basketball.

YEAR	CLUB	LEVEL	W-L	ERA	G	GS	CG	Sho	SV	IP	H	R	ER	BB	SO
1994	Tampa	R	0-2	5.09	8	3	0	0	0	23.0	21	16	13	15	14
1995	Tampa	R	2-3	5.54	14	3	0	0	0	37.1	32	26	23	18	17
	Oneonta	A	0-0	0.00	1	0	0	0	0	1.0	0	0	0	0	1
1996	Oneonta	A	3-4	4.50	11	11	0	0	0	66.0	64	42	33	35	47
	Greensboro	A	1-8	6.45	18	12	0	0	0	74.0	80	59	53	49	50

## ROBINSON, Martin C.

HEIGHT: 6-2 BATS: L BORN: September 13, 1976, Ft. Myers, FL

WEIGHT: 180 THROWS: L RESIDES: Cape Coral, FL

SIGNED BY: Paul Turco

HOW OBTAINED: Yankees' 12th-round pick in the June 1994 free-agent draft.

1995 Gulf Coast League: T1st among short-season pitchers with 2 shutouts. Graduated from Cape Coral H.S., where he played baseball and soccer.

YEAR	CLUB	LEVEL	W-L	ERA	G	GS	CG	Sho	SV	IP	H	R	ER	BB	SO
1994	Tampa	R	2-3	3.91	10	10	0	0	0	46.0	58	32	20	16	27
1995	Tampa	R	6-1	2.48	11	8	2	2	0	61.2	54	20	17	13	56
	Greensboro	A	1-0	7.56	2	1	0	0	0	8.1	8	7	7	12	5
1996	Oneonta	A	3-6	3.90	15	15	1	0	0	80.2	83	49	35	43	50
	Greensboro	A	1-8	5.73	10	10	1	0	0	48.2	60	43	31	30	38

## RODRIGUEZ, John Joseph

HEIGHT: 6-0 BATS: L BORN: January 20, 1978, New York, New York

WEIGHT: 185 THROWS: L RESIDES: New York, New York

SIGNED BY: Cesar Presbott

HOW OBTAINED: Signed as a free agent on November 17, 1996.

POSITIONS PLAYED: Outfield

YEAR	CLUB	CLASS	AVG	G	AB	R	H	2B	3B	HR	RBI	BB	SO	SB
1997														

## RODRIGUEZ, Jose Miguel

HEIGHT: 6-3 BATS: R BORN: February 11, 1977, Barahona, D.R.

WEIGHT: 180 THROWS: R RESIDES: Barahona, Dominican Republic

SIGNED BY: Victor Mata

HOW OBTAINED: Signed as a free agent on September 20, 1995.

YEAR	CLUB	LEVEL	W-L	ERA	G	GS	CG	Sho	SV	IP	H	R	ER	BB	SO
1996	Santo Domingo														

### RODRIGUEZ, Ramon

HEIGHT: 6-2      BATS: L      BORN: March 24, 1978, Santo Domingo, D.R.  
 WEIGHT: 168      THROWS: L      RESIDES: Santo Domingo, Dominican Republic  
 SIGNED BY: Victor Mata  
 HOW OBTAINED: Signed as a free agent on November 6, 1995.  
 POSITIONS PLAYED: IF

YEAR	CLUB	CLASS	AVG	G	AB	R	H	2B	3B	HR	RBI	BB	SO	SB
1996	Santo Domingo													

### RODRIGUEZ, Salvador

HEIGHT: 6-2      BATS: R      BORN: December 29, 1974, Santiago Ixcuintla, Mexico  
 WEIGHT: 200      THROWS: R      RESIDES: Santiago Ixcuintla, Mexico  
 HOW OBTAINED: Purchased from Yucatan Lions of the Mexican League on August 13, 1994.

YEAR	CLUB	LEVEL	W-L	ERA	G	GS	CG	Sho	SV	IP	H	R	ER	BB	SO
1994	Santo Domingo														
1995	Yucatan Lions														
1996	Yucatan Lions														

### SAFFER, Jeffrey Brian (Safe)

HEIGHT: 6-3      BATS: R      BORN: June 30, 1975, Los Angeles, CA  
 WEIGHT: 220      THROWS: R      RESIDES: Tucson, AZ  
 SIGNED BY: Gordon Blakeley  
 HOW OBTAINED: Yankees' 10th-round pick in the June 1995 free-agent draft.  
 Graduated from Sabino H.S. (AZ), where he was on championship teams in baseball ('94) and football ('93). Attended the University of Arizona and Pima C.C.  
 POSITIONS PLAYED: 1996 Oneonta (1B-53), Greensboro (1B-1, OF-36); 1995 (OF-40).

YEAR	CLUB	CLASS	AVG	G	AB	R	H	2B	3B	HR	RBI	BB	SO	SB
1995	Tampa	R	.293	50	184	30	54	10	1	4	33	17	55	0
1996	Oneonta	A	.249	53	197	18	49	4	1	4	27	22	62	2
	Greensboro	A	.273	45	154	17	42	10	3	3	16	7	60	0

### SAMUEL, Quvia Lynn (Cody)

HEIGHT: 6-1      BATS: R      BORN: April 10, 1974, Inglewood, CA  
 WEIGHT: 252      THROWS: R      RESIDES: Redondo Beach, CA  
 SIGNED BY: Bill Geivett  
 HOW OBTAINED: Yankees' 23rd-round pick in the June 1992 free-agent draft. 1993 Gulf Coast League: 1st putouts, 1B (470); T1st errors, 1B (14); 2nd strikeouts (65); T5th games (57).  
 1992 Gulf Coast League: 1st errors, 1B (17).  
 POSITIONS PLAYED: 1996 (1B-98); 1995 (1B-37); 1994 (1B-26); 1993 (1B-52); 1992 (1B-34).

YEAR	CLUB	CLASS	AVG	G	AB	R	H	2B	3B	HR	RBI	BB	SO	SB
1992	Tampa	R	.180	34	111	10	20	1	1	0	6	11	34	1
1993	Tampa	R	.252	57	202	22	51	9	0	3	21	28	65	4
1994	Oneonta	A	.230	50	165	19	38	6	1	4	16	15	53	3
1995	Oneonta	A	.274	37	124	15	34	7	1	4	17	10	42	2
1996	Greensboro	A	.254	126	477	50	121	19	0	19	86	37	165	0

### SANTANA, Pedro

HEIGHT: 6-1      BATS: R      BORN: May 19, 1979, Santo Domingo, D.R.  
 WEIGHT: 190      THROWS: R      RESIDES: Santo Domingo, Dominican Republic  
 SIGNED BY: Victor Mata  
 HOW OBTAINED: Signed as a free agent on October 15, 1995.  
 POSITIONS PLAYED: OF

YEAR	CLUB	CLASS	AVG	G	AB	R	H	2B	3B	HR	RBI	BB	SO	SB
1996	Santo Domingo													

### SANTOS, Javier Jose Luis

HEIGHT: 5-11      BATS: R      BORN: October 14, 1977, Santo Domingo, D.R.  
 WEIGHT: 176      THROWS: R      RESIDES: Santo Domingo, Dominican Republic  
 SIGNED BY: Victor Mata  
 HOW OBTAINED: Signed as a free agent on September 18, 1995.  
 POSITIONS PLAYED: C

YEAR	CLUB	CLASS	AVG	G	AB	R	H	2B	3B	HR	RBI	BB	SO	SB
1996	Santo Domingo													

### SANTOS, Ricardo

HEIGHT: 6-3 BATS: R BORN: September 9, 1976, Puerto Plata, D.R.  
 WEIGHT: 175 THROWS: R RESIDES: Santiago, Santo Domingo, D. R.  
 SIGNED BY: Victor Mata/Rudy Santin  
 HOW OBTAINED: Signed as a free agent on June 13, 1994.

YEAR	CLUB	LEVEL	W-L	ERA	G	GS	CG	Sho	SV	IP	H	R	ER	BB	SO
1994	Santo Domingo														
1995	Santo Domingo														
1996	Santo Domingo														

### SCHAFFNER, Eric James

HEIGHT: 6-3 BATS: R BORN: October 19, 1974, Salem, OR  
 WEIGHT: 190 THROWS: R RESIDES: Keizer, OR  
 SIGNED BY: Mark Batchko  
 HOW OBTAINED: Yankees' 14th-round pick in the June 1994 free-agent draft.  
 Graduated from McNary High School and Frank Phillips College in Borger, TX.

YEAR	CLUB	LEVEL	W-L	ERA	G	GS	CG	Sho	SV	IP	H	R	ER	BB	SO
1994	Tampa	R	2-5	3.79	11	11	0	0	0	59.1	63	30	25	17	49
1995	Tampa	R	2-2	1.65	11	7	0	0	0	43.2	31	17	8	16	48
	Greensboro	A	0-1	5.06	1	1	0	0	0	5.1	5	8	3	5	0
1996	Greensboro	A	3-7	5.03	27	12	0	0	0	91.1	97	65	51	62	62

### SCHLOMANN, Brett Allan (Brett)

HEIGHT: 6-0 BATS: R BORN: July 31, 1974, Tulsa, OK  
 WEIGHT: 180 THROWS: R RESIDES: Collinsville, OK  
 SIGNED BY: Fernando Arango  
 HOW OBTAINED: Yankees' 42nd-round pick in the June 1993 free-agent draft.  
 1995 South Atlantic and Florida State Leagues: On 6/7 vs Fayetteville threw a 1-hitter and struckout 12 batters in 1-0 loss in the second game of a DH. Graduated from Owasso H.S. Attended Seminole Junior College in Seminole, OK. 1994 Gulf Coast League: T2nd wins (6) and shutouts (1), T5th complete games (1).

YEAR	CLUB	LEVEL	W-L	ERA	G	GS	CG	Sho	SV	IP	H	R	ER	BB	SO
1994	Oneonta	A	0-0	5.40	1	1	0	0	0	5.0	4	4	3	4	6
	Tampa	R	6-3	3.00	10	10	1	1	0	54.0	56	22	18	16	51
1995	Greensboro	A	10-7	3.90	25	25	1	0	0	147.2	144	76	64	54	140
	Tampa	A	2-0	1.64	2	2	0	0	0	11.0	10	6	2	0	5
1996	Tampa	A	11-8	4.26	26	26	1	1	0	145.2	152	81	69	49	103

### SCHNAUTZ, Bradley M.

HEIGHT: 6-4 BATS: L BORN: April 6, 1976, Austin, TX  
 WEIGHT: 190 THROWS: L RESIDES: Bryan, TX  
 SIGNED BY: Joe Robison  
 HOW OBTAINED: Yankees' 30th-round pick in the June 1995 free-agent draft. Attended San Jacinto College (TX).

YEAR	CLUB	LEVEL	W-L	ERA	G	GS	CG	Sho	SV	IP	H	R	ER	BB	SO
1996	Tampa	R	2-0	5.16	10	1	0	0	0	22.2	28	13	13	5	31

### SEABOL, Scott Anthony

HEIGHT: 6-4 BATS: R BORN: May 17, 1975, McKeesport, PA  
 WEIGHT: 200 THROWS: R RESIDES: McKeesport, PA  
 SIGNED BY: Steve Chandler  
 HOW OBTAINED: Yankees' 88th-round pick in the June 1996 free-agent draft. Played his college baseball at West Virginia University where he was named 2nd team All Big East in 1996. Played basketball, football, and baseball for South Allegheny H.S. in Pennsylvania.  
 POSITIONS PLAYED: 1996 (1B-22, 2B-15, 3B-3, SS-3).

YEAR	CLUB	CLASS	AVG	G	AB	R	H	2B	3B	HR	RBI	BB	SO	SB
1996	Oneonta	A	.211	43	142	16	30	9	1	3	10	15	30	2

### SHELBY, Anthony Nathan

HEIGHT: 6-3 BATS: L BORN: December 11, 1973, Oak Lawn, IL  
 WEIGHT: 199 THROWS: L RESIDES: Willow Springs, IL  
 SIGNED BY: Tim Kelly  
 HOW OBTAINED: Yankees' 12th-round pick in the June 1993 free-agent draft.  
 Attended Triton Junior College. Graduated from Lockport H.S. (IL), where he played baseball and

basketball. Threw a two-hitter on 8/28/94 vs Watertown.

YEAR	CLUB	LEVEL	W-L	ERA	G	GS	CG	Sho	SV	IP	H	R	ER	BB	SO
1993	Tampa	R	4-1	2.67	10	10	1	0	0	54.0	46	25	16	22	48
	Oneonta	A	0-0	17.47	3	0	0	0	0	5.2	14	12	11	6	0
1994	Oneonta	A	1-3	4.62	5	5	1	0	0	25.1	33	16	13	7	13
	Tampa	R	3-1	1.06	8	8	0	0	0	42.1	33	19	5	16	51
1995	Greensboro	A	3-8	4.01	27	13	0	0	0	89.2	87	54	40	28	81
1996	Greensboro	A	2-1	1.38	16	0	0	0	1	26.0	16	5	4	10	25
	Tampa	A	2-2	1.80	24	0	0	0	1	30.0	26	12	6	7	18

### SHUMPERT, Derek Cortez (Derek)

**HEIGHT:** 6-2      **BATS:** S      **BORN:** September 30, 1975 St. Louis, MO  
**WEIGHT:** 185      **THROWS:** R/L      **RESIDES:** St. Louis, MO  
**SIGNED BY:** Fernando Arango

**HOW OBTAINED:** Yankees' 10th-round pick in the June 1993 free-agent draft.  
 Graduated from St. Thomas Aquinas-Mercy H.S. (MO), where he played baseball, basketball and football. **1994** New York-Penn League: 1st games, OF (75); T1st strikeouts (86). **1993** Gulf Coast League: 1st errors, OF (6); T3rd strikeouts (57).

**POSITIONS PLAYED:** 1996 (OF-141); 1995 Oneonta (OF-60), Greensboro (OF-51); 1994 (OF-75); 1993 (OF-43).

YEAR	CLUB	CLASS	AVG	G	AB	R	H	2B	3B	HR	RBI	BB	SO	SB
1993	Tampa	R	.153	43	131	9	20	1	0	0	5	16	57	7
1994	Oneonta	A	.226	75	239	21	54	7	1	0	22	26	86	10
1995	Oneonta	A	.209	62	196	25	41	7	3	0	11	29	58	13
	Greensboro	A	.216	56	153	21	33	3	1	0	14	18	41	4
1996	Greensboro	A	.253	141	522	76	132	20	10	3	45	57	144	28

### SMITH, Rodriguez, J. (Rod)

**HEIGHT:** 6-0      **BATS:** S      **BORN:** September 2, 1975, Lexington, KY  
**WEIGHT:** 185      **THROWS:** R      **RESIDES:** Lexington, KY  
**SIGNED BY:** Stephen Chandler

**HOW OBTAINED:** Yankees' 2nd-round pick in the June 1994 free-agent draft.  
**1995** New York-Penn and South Atlantic Leagues: Led the organization with 41 stolen bases. Graduated from Lafayette H.S., where he participated in baseball, basketball, football and track. **1994** Gulf Coast League: 1st assists, OF (12); T1st walks (41); T1st double plays, OF (2). **1994** Yankees' minor leagues: 9th stolen bases (21).

**POSITIONS PLAYED:** 1996 (2B-131); 1995 Oneonta (2B-49), Greensboro (OF-62, 2B-1); 1994 Tampa (OF-55), Greensboro (OF-7).

YEAR	CLUB	CLASS	AVG	G	AB	R	H	2B	3B	HR	RBI	BB	SO	SB
1994	Tampa	R	.286	56	196	41	56	7	4	1	18	41	51	20
	Greensboro	A	.050	7	20	2	1	0	0	0	0	3	7	1
1995	Oneonta	A	.235	49	187	34	44	8	3	0	10	30	49	24
	Greensboro	A	.243	62	235	31	57	5	6	0	9	34	41	17
1996	Greensboro	A	.212	132	481	71	102	15	8	4	32	64	128	57

### SMITH, Sloan Matthew

**HEIGHT:** 6-4      **BATS:** S      **BORN:** November 29, 1972, Cincinnati, OH  
**WEIGHT:** 210      **THROWS:** R      **RESIDES:** Evanston, IL  
**SIGNED BY:** Tim Kelly

**HOW OBTAINED:** Yankees' 4th-round pick in the June 1993 free-agent draft.  
 Attended Northwestern University. **1994** Yankees' minor leagues: T2nd triples (9).  
**POSITIONS PLAYED:** 1996 Tampa A (OF-59), Norwich (OF-58); 1995 (OF-124); 1994 Oneonta (OF-36), Greensboro (OF-78), Albany (7); 1993 (OF-36).

YEAR	CLUB	CLASS	AVG	G	AB	R	H	2B	3B	HR	RBI	BB	SO	SB
1993	Oneonta	A	.198	34	116	14	23	5	1	1	10	15	33	3
1994	Oneonta	A	.246	38	138	24	34	5	5	0	16	25	41	2
	Greensboro	A	.190	79	269	35	51	4	3	5	26	42	98	13
	Albany-Colonie	AA	.174	7	23	4	4	2	1	0	5	3	6	0
1995	Tampa	A	.260	124	412	61	107	23	1	13	64	74	136	6
1996	Tampa	A	.222	61	194	25	43	10	1	4	21	46	60	5
	Norwich	AA	.218	60	202	27	44	10	2	2	20	30	96	4

### SOLER, Miguel

**HEIGHT:** 6-2      **BATS:** R      **BORN:** October 22, 1977, Santo Domingo, D.R.  
**WEIGHT:** 162      **THROWS:** L      **RESIDES:** Santo Domingo, Dominican Republic  
**SIGNED BY:** Victor Mata/Rudy Santin

**HOW OBTAINED:** Signed as a free agent on August 10, 1994.

YEAR	CLUB	LEVEL	W-L	ERA	G	GS	CG	Sho	SV	IP	H	R	ER	BB	SO
1995	Santo Domingo														
1996	Santo Domingo														

## SOSA, Jorby Abel

**HEIGHT:** 6-2      **BATS:** R      **BORN:** September 17, 1978, Maracay, Aragua, Ven.  
**WEIGHT:** 170      **THROWS:** R      **RESIDES:** Maracay, Aragua, Venezuela  
**SIGNED BY:** Raul Ortega  
**HOW OBTAINED:** Signed as a free agent on September 30, 1995.

YEAR	CLUB	LEVEL	W-L	ERA	G	GS	CG	Sho	SV	IP	H	R	ER	BB	SO
1996	Santo Domingo														

## SPENCE, Michael Cameron

**HEIGHT:** 6-3      **BATS:** R      **BORN:** October 11, 1974, Decatur, GA  
**WEIGHT:** 195      **THROWS:** R      **RESIDES:** Lithonia, GA  
**SIGNED BY:** Paul Turco  
**HOW OBTAINED:** Yankees' 12th-round pick in the June 1995 free-agent draft.  
Graduated from South Gwinnett H.S. (GA). Attended Lake City C.C. (FL).

YEAR	CLUB	LEVEL	W-L	ERA	G	GS	CG	Sho	SV	IP	H	R	ER	BB	SO
1996	Greensboro	A	6-6	3.85	19	19	0	0	0	114.2	108	66	49	38	89
	Tampa	A	2-4	5.80	8	8	0	0	0	40.1	51	31	26	12	20

## SPENCER, Michael Shane (Shane)

**HEIGHT:** 5-11      **BATS:** R      **BORN:** February 20, 1972, Key West, FL  
**WEIGHT:** 210      **THROWS:** R      **RESIDES:** El Cajon, CA  
**SIGNED BY:** Tim Schmidt  
**HOW OBTAINED:** Yankees' 28th-round pick in the June 1990 free-agent draft.  
**1995:** Florida State League MVP, NASPBL FSL Player of the Year, FSL Player of the Week (6/5-6/11, 6/26-7/2), T9th in Class A with 150 hits, 15th in Class A with 235 total bases, 4th in the organization with .300 BA and second with 88 RBI. Graduated from Granite Hills H.S. (CA). **1993** Yankees' minor leagues: T2nd doubles (35), 2nd runs (89). 1993 South Atlantic League: T3rd doubles (35), 4th runs (89).  
**POSITIONS PLAYED:** 1996 Norwich (1B-12, 3B-4, OF-95), Columbus (OF-9), 1995 (OF-109); 1994 (OF-57); 1993 (OF-81, P-2); 1992 (OF-76, P-1); 1991 Tampa (OF-37), Oneonta (OF-6); 1990 (OF-41).

YEAR	CLUB	CLASS	AVG	G	AB	R	H	2B	3B	HR	RBI	BB	SO	SB
1990	Tampa	R	.184	42	147	20	27	4	0	0	7	20	23	11
1991	Tampa	R	.306	41	160	25	49	7	0	0	30	14	19	9
	Oneonta	A	.245	18	53	10	13	2	1	0	3	10	9	2
1992	Greensboro	A	.287	83	258	43	74	10	2	3	27	33	37	8
1993	Greensboro	A	.269	122	431	89	116	35	2	12	80	52	62	14
1994	Tampa	A	.290	90	334	44	97	22	3	8	53	30	53	5
1995	Tampa	A	.300	134	500	87	150	31	3	16	88	61	60	14
1996	Norwich	AA	.253	126	450	70	114	19	0	29	89	68	99	4
	Columbus	AAA	.355	9	31	7	11	4	0	3	6	5	5	0

## SPINDLER, Tim John

**HEIGHT:** 6-4      **BATS:** R      **BORN:** September 19, 1975, Newburgh, NY  
**WEIGHT:** 215      **THROWS:** R      **RESIDES:** Rock Tavern, NY  
**SIGNED BY:** Ceasear Presbott  
**HOW OBTAINED:** Yankees' 32nd-round pick in the June 1995 free-agent draft. Played baseball for Washingtonville H.S. where he was named New York State Player of the Year. Played collegiately for Orange County Community College.

YEAR	CLUB	LEVEL	W-L	ERA	G	GS	CG	Sho	SV	IP	H	R	ER	BB	SO
1997															

## St. PIERRE, Robert Richard (Bobby)

**HEIGHT:** 6-1      **BATS:** R      **BORN:** April 11, 1974, Washington, D.C.  
**WEIGHT:** 190      **THROWS:** R      **RESIDES:** Huntington, MD  
**SIGNED BY:** Paul Faulk  
**HOW OBTAINED:** Yankees' 7th-round pick in the June 1995 free-agent draft.  
**1995:** New York-Penn League Pitcher of the Week (7/17-7/23), T4th among short-season pitchers with 91 strikeouts. Graduated from DeMatha Catholic H.S. (MD), where he played baseball and football. Attended the University of Richmond, where he played baseball and football. Pitched in the Cape Cod League All-Star Game.

YEAR	CLUB	LEVEL	W-L	ERA	G	GS	CG	Sho	SV	IP	H	R	ER	BB	SO
1995	Oneonta	A	5-3	2.83	15	15	0	0	0	89.0	83	39	28	24	91
1996	Tampa	A	12-6	3.21	29	22	0	0	1	140.0	133	69	50	38	107

## TAYLOR, Brien M. (Brien)

**HEIGHT:** 6-3      **BATS:** L      **BORN:** December 26, 1971, Beaufort, NC  
**WEIGHT:** 220      **THROWS:** L      **RESIDES:** Beaufort, NC  
**SIGNED BY:** Jeff Taylor

**HOW OBTAINED:** Yankees' No. 1 pick overall in the June 3, 1991 free-agent draft. **1996 SEASON:** Continued his comeback from shoulder surgery, with a 9-game stint at Greensboro...worked 16.1 innings and posted an 0-5 record with an 18.73 ERA. **1995:** Returned from shoulder surgery with 11 G stint in Gulf Coast League...went 2-5 with 6.08 ERA in 40 IP...walked 54, second-most among all short-season pitchers...hit 10 batters, 6th most in short season. **1994:** Missed the season after undergoing reconstructive surgery on his pitching shoulder on 12/28/93...Dr. Frank Jobe performed the surgery at Centinela Hospital Medical Center in Inglewood, CA, to repair a torn capsule and torn librum in his left shoulder...suffered the injury on 12/18/93...on 11/18/94 was added to the Yankees' 40-man roster. **1993:** Jumped to Class AA in his second professional season and went 13-7 with a 3.48 ERA at Albany...led the Eastern League with 102 walks and tied for the league lead in errors by a pitcher (6)...also ranked among EL leaders with 13 wins (T2nd), 150 strikeouts (3rd), 27 starts (T3rd), and a 3.48 ERA (4th). **1992:** Was named to the Florida State League All-Star Team after going 6-8 with a 2.57 ERA in 27 starts at Ft. Lauderdale...led the FSL with 187 strikeouts and led league starters in strikeouts per nine innings (10.4)...ranked among organizational leaders in strikeouts (1st), starts (T2nd), and ERA (3rd)...following the season was rated by *Baseball America* as the top prospect in the Yankee system. **1991:** in the fall of 1991 pitched in the Instructional League in Tampa...started 4 games there and compiled a 2.25 ERA (16.0 IP, 8H, 6R, 4ER, 8BB, 27K)...his first outing in pinstripes was on 10/9 against the Lucky Goldstar Baseball Club, a touring team from Seoul, South Korea...averaged 15.2 strikeouts per nine innings pitched. **PERSONAL:** Was scouted by Jeff Taylor...was only the second No.1 pick in franchise history, joining Ron Bloomberg (1967)...was the first high school pitcher selected in the first slot since Texas chose David Clyde in 1973...agreed to contract terms on 8/26/91...graduated in 1991 from East Carteret High School in Beaufort, NC...career in high school went 29-6 with a 1.25 ERA (239.1 IP, 85 H, 158 BB, 476 K)...once threw back-to-back no-hitters at East Carteret...was clocked as high as 99 mph in high school...was honored by Topps in November 1991 as High School Player of the Year.

YEAR	CLUB	LEVEL	W-L	ERA	G	GS	CG	Sho	SV	IP	H	R	ER	BB	SO
1992	Ft. Lauderdale	R	6-8	2.57	27	27	0	0	0	161.1	121	60	46	66	187
1993	Albany	AA	13-7	3.48	27	27	1	0	0	163.0	127	83	63	102	150
1994	Injured, did not play														
1995	Tampa	R	2-5	6.08	11	11	0	0	0	40.0	29	37	27	54	38
1996	Greensboro	A	0-5	18.73	9	9	0	0	0	16.1	21	40	34	43	11

### TESSMER, Jay W. (Tess)

**HEIGHT:** 6-3      **BATS:** R      **BORN:** December 26, 1971, Meadville, PA  
**WEIGHT:** 190      **THROWS:** R      **RESIDES:** Cochran, PA  
**SIGNED BY:** Rudy Santin

**HOW OBTAINED:** Yankees' 19th-round pick in the June 1995 free-agent draft. **1996 Yankees' Minor-League Pitcher of the Year.** **1995 Gulf Coast League:** 2nd among short-season pitchers with 20 saves, T3rd among short-season pitchers with 34 appearances. Graduated from Cochran H.S. (PA), where he played baseball and basketball, 4 time All-County baseball player. Graduated from the University of Miami (FL) in 1994 with a BS in Chemistry. Pitched in the College World Series and was named First Team All-American by Mizuno's College Baseball Guide.

YEAR	CLUB	LEVEL	W-L	ERA	G	GS	CG	Sho	SV	IP	H	R	ER	BB	SO
1995	Oneonta	A	2-0	0.95	34	0	0	0	20	38.0	27	8	4	12	52
1996	Tampa	A	12-4	1.48	68	0	0	0	35	97.1	68	18	16	19	104

### TISIONE, Jason A.

**HEIGHT:** 6-2      **BATS:** R      **BORN:** October 1, 1974, Bristol, PA  
**WEIGHT:** 210      **THROWS:** R      **RESIDES:** Bristol, PA  
**SIGNED BY:** Joe Arnold

**HOW OBTAINED:** Signed as a free agent on January 15, 1997.

YEAR	CLUB	LEVEL	W-L	ERA	G	GS	CG	Sho	SV	IP	H	R	ER	BB	SO
1997	will be his first professional season														

### TOVAR, Angel David

**HEIGHT:** 6-4      **BATS:** R      **BORN:** April 25, 1978, Caracas, Venezuela  
**WEIGHT:** 195      **THROWS:** R      **RESIDES:** San Joaquin, Venezuela  
**SIGNED BY:** Raul Ortega

**HOW OBTAINED:** Signed as a free agent on June 15, 1995.

YEAR	CLUB	LEVEL	W-L	ERA	G	GS	CG	Sho	SV	IP	H	R	ER	BB	SO
1996	Santo Domingo														

### TROILO, Jason

**HEIGHT:** 6-1      **BATS:** R      **BORN:** September 7, 1972, West Chester, PA  
**WEIGHT:** 195      **THROWS:** R      **RESIDES:** Avon Dale, PA  
**SIGNED BY:** Paul Faulk

**HOW OBTAINED:** Signed as a free agent on June 10, 1994.

Graduated from Kennett Square H.S., where he participated in baseball, basketball and track. Graduated from James Madison University.

**POSITIONS PLAYED:** 1996 Greensboro (C-66), Tampa A (3B-1, C-6); 1995 Greensboro (C-16), Tampa (C-1); 1994 Oneonta (C-6), Greensboro (C21).

YEAR	CLUB	CLASS	AVG	G	AB	R	H	2B	3B	HR	RBI	BB	SO	SB
1994	Oneonta	A	.133	7	15	0	2	1	0	0	1	4	3	0
	Greensboro	A	.190	22	58	5	11	3	0	0	6	5	16	0
1995	Greensboro	A	.288	19	59	6	17	4	0	3	9	3	19	0
	Tampa	A	.000	1	2	0	0	0	0	0	0	0	2	0
1996	Greensboro	A	.191	67	199	19	38	10	0	3	17	10	62	2
	Tampa	A	.200	11	25	2	5	1	0	1	5	1	7	0

### TWOMBLEY, Dennis Alan

**HEIGHT:** 6-2 **BATS:** R **BORN:** June 8, 1975, La Mesa, CA

**WEIGHT:** 218 **THROWS:** R **RESIDES:** San Diego, CA

**SIGNED BY:** Reggie Waller

**HOW OBTAINED:** Yankees' 40th-round pick in the June 1996 free-agent draft. Competed in football, baseball, and wrestling while at Patrick Henry H.S. in San Diego. Played his college baseball for Pepperdine University before later transferring to the University of Notre Dame. While at Pepperdine, he was named to the conference (MCC) newcomer team. Participated in Team USA Trials in 1993 and '95.

**POSITIONS PLAYED:** 1996 (C-28).

YEAR	CLUB	CLASS	AVG	G	AB	R	H	2B	3B	HR	RBI	BB	SO	SB
1996	Tampa	A	.276	28	76	7	21	4	0	1	8	12	18	0

### VALDEZ, Angel Octavio

**HEIGHT:** 6-2 **BATS:** R **BORN:** May 22, 1978, Santo Domingo, Dom. Rep.

**WEIGHT:** 178 **THROWS:** R **RESIDES:** Santo Domingo, Dominican Republic

**SIGNED BY:** Victor Mata

**HOW OBTAINED:** Signed as a free agent on December 20, 1995.

**POSITION PLAYED:** IB

YEAR	CLUB	CLASS	AVG	G	AB	R	H	2B	3B	HR	RBI	BB	SO	SB
1996	Santo Domingo													

### VALENCIA, Victor

**HEIGHT:** 6-2 **BATS:** R **BORN:** May 13, 1977, Maracay, Venezuela

**WEIGHT:** 185 **THROWS:** R **RESIDES:** Maracay Aragua, Venezuela

**SIGNED BY:** Rudy Santin/Chingo Ortega

**HOW OBTAINED:** Signed as a free agent on July 22, 1993.

**POSITION PLAYED:** 1996 (C-47); 1995 (C-25); 1994 (C).

YEAR	CLUB	CLASS	AVG	G	AB	R	H	2B	3B	HR	RBI	BB	SO	SB
1994	Santo Domingo													
1995	Tampa	R	.241	25	58	5	14	1	0	1	8	6	22	0
1996	Oneonta	A	.195	72	261	30	51	8	0	3	25	21	86	3

### VALLE, Yoiset

**HEIGHT:** 6-3 **BATS:** L **BORN:** June 9, 1978, Havana, Cuba

**WEIGHT:** 200 **THROWS:** L **RESIDES:** Miami Lakes, FL

**SIGNED BY:** Joe Arnold

**HOW OBTAINED:** Yankees' 14th-round pick in the June 1996 free-agent draft. Attended Pace High School (FL).

YEAR	CLUB	LEVEL	W-L	ERA	G	GS	CG	Sho	SV	IP	H	R	ER	BB	SO
1996	Tampa	R	3-0	2.55	7	1	0	0	0	17.2	20	9	5	1	15

### VARGAS, Miguel David Geraldo

**HEIGHT:** 6-3 **BATS:** R **BORN:** September 10, 1979, Azua, Dom. Republic

**WEIGHT:** 187 **THROWS:** R **RESIDES:** Azua, Dominican Republic

**SIGNED BY:** Victor Mata

**HOW OBTAINED:** Signed as a free agent on September 4, 1996

YEAR	CLUB	LEVEL	W-L	ERA	G	GS	CG	Sho	SV	IP	H	R	ER	BB	SO
1997	will be his first professional season														

### VELAZQUEZ, Jose O.

**HEIGHT:** 6-3 **BATS:** L **BORN:** August 24, 1975, Guayama, Puerto Rico

**WEIGHT:** 205 **THROWS:** R **RESIDES:** Guayama, Puerto Rico

**SIGNED BY:** Rudy Santin

**HOW OBTAINED:** Yankees' 6th-round pick in the June 1994 free-agent draft.

Hit a grand slam on 7/22/94.

POSITIONS PLAYED: 1996 (1B-42, OF-2); 1995 (1B-58); 1994 (OF-48).

YEAR	CLUB	CLASS	AVG	G	AB	R	H	2B	3B	HR	RBI	BB	SO	SB
1994	Tampa	R	.234	54	197	26	46	9	1	1	27	28	30	1
1995	Tampa	R	.287	58	209	33	60	9	2	3	34	30	20	3
1996	Greensboro	A	.246	116	415	55	102	17	2	6	43	35	75	4

### VERDIN, Julio Cesar (Cesar)

HEIGHT: 6-3 BATS: L BORN: November 11, 1976, San Diego, CA

WEIGHT: 210 THROWS: L RESIDES: San Diego, CA

SIGNED BY: Gordon Blakeley

HOW OBTAINED: Yankees' 14th-round pick in the June 1995 free-agent draft.

Graduated from Crawford H.S. (CA).

YEAR	CLUB	LEVEL	W-L	ERA	G	GS	CG	Sho	SV	IP	H	R	ER	BB	SO
1995	Tampa	R	2-2	3.46	11	5	0	0	0	26.0	26	15	10	10	35
1996	Greensboro	A	5-2	2.42	14	10	1	0	0	67.0	56	34	18	24	71

### VIALET, Junior

HEIGHT: 6-2 BATS: R BORN: April 27, 1979, Santo Domingo, D.R.

WEIGHT: 190 THROWS: R RESIDES: Santo Domingo, Dominican Republic

SIGNED BY: Victor Mata

HOW OBTAINED: Signed as a free agent on October 15, 1995.

POSITIONS PLAYED: OF

YEAR	CLUB	CLASS	AVG	G	AB	R	H	2B	3B	HR	RBI	BB	SO	SB
1996	Santo Domingo													

### VILLEGAS, Robert Urbancio

HEIGHT: 6-3 BATS: R BORN: October 9, 1978, Maracay, Aragua, Ven.

WEIGHT: 190 THROWS: R RESIDES: Maracay, Aragua, Venezuela

SIGNED BY: Raul Ortega

HOW OBTAINED: Signed as a free agent on July 2, 1995.

POSITIONS PLAYED: C

YEAR	CLUB	CLASS	AVG	G	AB	R	H	2B	3B	HR	RBI	BB	SO	SB
1996	Santo Domingo													

### WASHINGTON, Edward

HEIGHT: 6-2 BATS: R BORN: January 10, 1980, Santo Domingo, Dom. Rep.

WEIGHT: 160 THROWS: R RESIDES: Santo Domingo, Dominican Republic

SIGNED BY: Victor Mata

HOW OBTAINED: Signed as a free agent on September 10, 1996.

YEAR	CLUB	LEVEL	W-L	ERA	G	GS	CG	Sho	SV	IP	H	R	ER	BB	SO
1997															

### WHEELER, Jonathan Ryan (Ryan)

HEIGHT: 5-10 BATS: R BORN: January 27, 1974, Elizabethtown, KY

WEIGHT: 175 THROWS: R RESIDES: Elizabethtown, KY

SIGNED BY: Leon Wurth

HOW OBTAINED: Yankees 32nd-round pick in the June 1996 free-agent draft.

POSITIONS PLAYED: 1996 (2B-13, OF-6)

YEAR	CLUB	CLASS	AVG	G	AB	R	H	2B	3B	HR	RBI	BB	SO	SB
1996	Oneonta	A	.308	24	65	12	20	3	1	0	5	1	11	4

### WILCOX, Christopher Luke (Luke)

HEIGHT: 6-4 BATS: L BORN: November 15, 1973, Lansing, MI

WEIGHT: 195 THROWS: R RESIDES: St. John's, MI

SIGNED BY: Dick Groch

HOW OBTAINED: Yankees' 3rd-round pick in the June 1995 free-agent draft.

1995: New York-Penn All-Star Team, 11th among short-season players with .327 BA, T11th among short-season players with 7 triples. Graduated from St. John's H.S. (MI), where he played baseball, football and basketball. Attended Western Michigan University earning Academic All-American honors. Played American Legion Post 205 from 1990-1992.

POSITIONS PLAYED: 1996 (OF-106), 1995 (OF-59).

YEAR	CLUB	CLASS	AVG	G	AB	R	H	2B	3B	HR	RBI	BB	SO	SB
1995	Oneonta	A	.327	59	223	25	73	16	7	1	28	20	28	9
1996	Tampa	A	.283	119	470	72	133	32	5	11	76	40	71	14

## WHOSINGTON, Edward

**HEIGHT:** 6-2      **BATS:** R      **BORN:** January 10, 1980, San Cristabal, D.R.  
**WEIGHT:** 160      **THROWS:** R      **RESIDES:** San Cristabal, Dominican Republic  
**SIGNED BY:** Victor Mata  
**HOW OBTAINED:** Signed as a free agent on September 10, 1996.

YEAR	CLUB	LEVEL	W-L	ERA	G	GS	CG	Sho	SV	IP	H	R	ER	BB	SO
1997	will be his first professional season														

## WILLIAMS, Bradford C. (Brad)

**HEIGHT:** 6-5      **BATS:** L      **BORN:** November 26, 1976, Tucson, AZ  
**WEIGHT:** 205      **THROWS:** L      **RESIDES:** Tucson, AZ  
**SIGNED BY:** Gordon Blakeley  
**HOW OBTAINED:** Yankees' 6th-round pick in the June 1995 free-agent draft.  
Graduated from Sabino H.S. (AZ), where he played baseball and basketball. Was a four-year letterman and threw a no-hitter.

YEAR	CLUB	LEVEL	W-L	ERA	G	GS	CG	Sho	SV	IP	H	R	ER	BB	SO
1995	Tampa	R	0-3	5.32	11	7	0	0	0	23.2	14	19	14	34	28
1996	Injured, did not play														

## LATE NON-ROSTER INVITEES

### ASHBY, CHRISTOPHER J. (Chris)

#76

C

6-3, 185. Born 12/15/74 in Phoenix, AZ. Opening Day Age: 22. Resides in Boca Raton, FL. BR. TR.

MAJOR LEAGUE SERVICE: None.

CONTRACT STATUS: Signed a minor-league contract on January 17, 1997.

YEAR	CLUB	CLASS	AVG	G	AB	R	H	2B	3B	HR	RBI	BB	SO	SB
1993	Tampa	R	.211	49	175	24	37	12	0	0	23	32	45	5
1994	Tampa	R	.337	45	163	28	55	8	1	5	38	21	20	2
	Greensboro	A	.125	6	16	0	2	1	0	0	2	2	6	0
1995	Greensboro	A	.274	88	288	45	79	23	1	9	45	61	68	3
1996	Tampa	A	.246	100	325	55	80	28	0	6	46	71	78	16
Minor League Totals			.262	282	967	152	253	72	2	20	154	187	217	26

### RUSSO, PAUL

#79

C

5-11, 175. Born 8/20/70 in Tampa, FL. Opening Day Age: 26. Resides in Tampa, FL. BR. TR.

MAJOR LEAGUE SERVICE: None.

CONTRACT STATUS: Signed a minor-league contract on December 3, 1996.

YEAR	CLUB	CLASS	AVG	G	AB	R	H	2B	3B	HR	RBI	BB	SO	SB
1990	Elizabethtown	R	.335	62	221	58	74	9	3	22	67	38	56	4
1991	Kenosha	A	.271	125	421	60	114	20	3	20	100	64	105	4
1992	Orlando	AA	.255	126	420	63	107	13	2	22	74	48	122	0
1993	Portland	AAA	.281	83	288	43	81	24	2	10	47	29	69	0
1994	Salt Lake	AAA	.296	35	115	18	34	7	0	3	17	12	28	0
	Nashville	AA	.227	82	299	43	68	14	3	10	40	31	77	1
1995	Memphis	AA	.311	45	122	19	38	9	1	6	18	22	33	1
	Las Vegas	AAA	.297	44	148	17	44	10	0	4	19	9	31	0
1996	Las Vegas	AAA	.252	80	226	16	57	15	2	4	33	23	53	2
Minor League Totals			.273	682	2260	337	617	121	16	101	415	276	544	12

### TORRES, JAIME (Jaime)

#83

C

6-0, 176. Born 3/12/71 in Aragua, Venezuela. Opening Day Age: 26. Resides in Aragua, Venezuela. BR. TR.

MAJOR LEAGUE SERVICE: None.

CONTRACT STATUS: Signed a minor-league contract on January 17, 1997.

YEAR	CLUB	CLASS	AVG	G	AB	R	H	2B	3B	HR	RBI	BB	SO	SB
1992	Tampa	R	.347	33	121	21	42	8	2	2	23	6	12	0
	Ft. Lauderdale	A	.333	3	12	1	4	3	0	0	1	1	4	0
1993	Oneonta	A	.260	28	104	13	27	6	0	1	8	9	9	2
	Greensboro	A	.283	25	92	9	26	5	0	1	12	7	7	1
1994	Greensboro	A	.270	89	322	27	87	22	1	6	63	13	39	4
1995	Tampa	A	.239	107	364	45	87	17	0	8	45	28	29	1
1996	Norwich	AA	.251	100	334	42	84	19	2	6	40	21	28	1
	Columbus	AAA	.270	12	37	5	10	3	0	1	7	2	4	1
Minor League Totals			.265	397	1386	163	367	65	5	25	199	87	93	10

### WILSON, THOMAS LEROY (Tom)

#72

C

6-3, 195. Born 12/19/70 in Fullerton, CA. Opening Day Age: 26. Resides in Yorba Linda, CA. BR. TR.

MAJOR LEAGUE SERVICE: None.

CONTRACT STATUS: Signed a minor-league contract on February 1, 1997.

YEAR	CLUB	AVG	G	AB	R	H	2B	3B	HR	RBI	BB	SO	SB	
1991	Oneonta	.243	70	243	38	59	12	2	4	42	34	72	4	
1992	Greensboro	.210	117	395	50	83	22	0	6	48	68	128	2	
1993	Greensboro	.249	120	394	55	98	20	1	10	63	91	112	2	
1994	Albany	.245	123	408	54	100	20	1	7	42	58	100	4	
1995	Tampa	.167	17	48	3	8	0	0	0	2	11	13	1	
	Norwich	.143	28	84	6	12	4	0	0	4	17	22	0	
	Columbus	.258	22	62	11	16	3	1	0	9	9	10	0	
1996	Columbus	.000	1	1	0	0	0	0	0	0	1	0	0	
Minor League Totals			.230	498	1635	217	376	81	5	27	210	289	457	13

# NEW YORK YANKEES 1997 OFFICIAL SCHEDULE

## APRIL

SUN	MON	TUE	WED	THU	FRI	SAT
	1 SEA 8:05 E	2 SEA 10:35	3	4 OAK 10:35	5 OAK 4:05	
6 OAK 4:05	7 ANA 10:05	8 ANA 10:05	9 ANA 10:05	10 ANA 10:05	11 OAK 1:05	12 OAK 1:35
13 OAK 1:35	14 ANA 7:35	15 ANA 7:05	16 MIL 2:05	17 MIL 2:05	18 CWS 8:05	19 CWS 7:05
20 CWS 2:05	21 CWS 8:05	22 MIL 7:35	23 SC 24	24 MIL 7:35	25 CWS 7:35	26 CWS 1:35
27 CWS 1:35	28 SEA 7:35	29 SEA 7:35	30 SEA 7:35 E			

## MAY

SUN	MON	TUE	WED	THU	FRI	SAT
4 KC 2:05	5 MIN 7:35	6 MIN 7:35	7 TEX 7:35	8 TEX 7:35	9 KC 7:35	10 KC 1:35
11 KC 1:35	12 MIN 8:05	13 MIN 8:05	14 MIN 1:15	15 TEX 8:35	16 TEX 8:35	17 TEX 8:35
18 TEX 3:05	19 TOR 7:35	20 TOR 7:35	21 TOR 7:35	22 SC 23	23 BOS 1:05	24 BOS 1:35
25 BOS 8:05 E	26 H 1:05	27 BAL 7:35	28 TOR 7:35	29 TOR 12:35	30 BOS 7:05	31 BOS 1:05 F

## JUNE

SUN	MON	TUE	WED	THU	FRI	SAT
1 BOS 1:05	2 BOS 6:05	3 BAL 7:35	4 BAL 7:35	5	6 MIL 7:35	7 MIL 4:05
8 MIL 1:35	9	10 CWS 7:35	11 CWS 7:35	12 FLA 7:05	13 FLA 7:05	14 FLA 7:05
15 FLA 4:35	16 NYM 7:35	17 NYM 7:35	18 NYM 1:05	19 CLE 1:05	20 CLE 1:05	21 CLE 1:05 F
22 CLE 1:05	23 DET 7:05	24 DET 7:05	25 DET 1:05	26 CLE 7:35	27 CLE 1:05	28 CLE 1:05 F
29 CLE 1:35	30 ATL 7:35					

## JULY

SUN	MON	TUE	WED	THU	FRI	SAT
6 TOR 1:05	7	8 ALL-STAR GAME	9	10 DET 7:35	11 DET 7:35	12 DET 4:05
13 DET 1:35	14 CLE 7:35	15 SC 16	16 CLE 8:05	17 CWS 8:05	18 MIL 8:05	19 MIL 8:05
20 MIL 8:05	21 MIL 8:05	22 ANA 7:35	23 ANA 7:35	24 ANA 7:35	25 SEA 7:35	26 SEA 4:05 F
27 SEA 1:35	28 OAK 7:35	29 OAK 7:35	30 OAK 1:05	31		

## AUGUST

SUN	MON	TUE	WED	THU	FRI	SAT
3 MIN 1:35	4 KC 8:05	5 KC 8:05	6 TEX 8:35	7 TEX 8:35	8 MIN 8:05	9 MIN 8:05
10 MIN 2:05	11 MIN 8:05	12 KC 7:35	13 SC 14	14 KC 7:35	15 TEX 1:05 F	16 TEX 1:05 F
17 TEX 1:35	18 ANA 10:05	19 ANA 10:05	20 ANA 10:35	21 ANA 10:05	22 SEA 10:05	23 SEA 4:05 F
24 SEA 4:35	25 SEA 4:35	26 OAK 3:15	27 OAK 10:35 E	28	29 MON 7:35	30 MON 4:05
31 MON 1:35						

## SEPTEMBER

SUN	MON	TUE	WED	THU	FRI	SAT
7 BAL 1:35	8	9 BOS 7:05	10 BOS 7:05	11 BAL 7:35	12 BAL 7:35	13 BAL 1:05 F
14 BAL 8:05 E	15 BOS 7:35	16 BOS 7:35	17 DET 7:35	18 DET 7:35	19 TOR 7:35	20 TOR 4:05
21 TOR 1:35	22 TOR 7:35	23 CLE 7:05	24 CLE 7:05	25 CLE 7:05	26 DET 7:05	27 DET 1:05
28 DET 1:05	29	30				

WATCH THE YANKEES ON:




All Games Times Are New York Time.  
 Dates And Times Subject To Change.  
 Ticket Office - 718-293-6000  
 Group and Season Sales - 718-293-6013

HOME AWAY  
 H-HOLIDAY SC-SENIOR CITIZENS DAY  
 E-ESPN F-FOX

# Play Ball!

with the  
**New No Annual Fee**  
**New York Yankees**<sup>™</sup>  
**Visa Card**<sup>®</sup>



**1996 World Champions!**

**Low Introductory**  
**Annual Percentage Rate**

**Get Yours Today!**

**1-800-847-7378**

*Mention Priority Code GVGL*

This credit card program is issued and administered by MBNA America Bank, N.A. MBNA and MBNA America<sup>®</sup> are federally registered service marks of MBNA America Bank, N.A. Visa is a federally registered service mark of Visa U.S.A. Inc., used pursuant to license. The team name(s) and logo(s) are registered trademarks of the team(s) indicated. ©1997 MBNA America Bank, N.A.

This Bud's for you.®

