

OAKLAND COLISEUM LOCATION KEY

- | | | |
|---------------------------------------|----------------------------|----------------------------|
| 1. Box Office/Customer Accommodations | 6. Bus Parking | 12. 66th Avenue |
| 2. Will Call | 7. Overflow Parking (Free) | 13. San Leandro Street |
| 3. Coliseum BART Station | 8. Hegenberger Road | 14. Parking Lot Entrances |
| 4. BART Bridge to Stadium | 9. Coliseum Way | 15. Coliseum Arena |
| 5. Tailgate Area | 10. Highway 880 | 16. Kingsford Picnic Plaza |
| | 11. Oakport | 17. MVP Parking |

TICKET INFORMATION

TICKET PRICES

Mezzanine Loge Box: \$12.00	Field Level (Infield): \$13.00	Plaza Level (Infield): \$12.00
Upper Res. (3rd Deck): \$7.00	Field Level (1st Deck): \$12.00	Plaza Level (2nd Deck): \$11.00
Bleachers: \$4.00		

TICKETS BY MAIL

Write the A's Ticket Office with the games, number of tickets and price of seats you want to purchase. Include a \$4.00 handling fee with your check, money order, VISA or MasterCard number and expiration date. Send your order to Oakland A's Tickets, P.O. Box 2220, Oakland, CA 94621.

TICKETS AT OAKLAND COLISEUM

Box office is open Monday-Friday 9 a.m. to 6 p.m., Saturday 10 a.m. to 4 p.m. and Sunday noon to 4 p.m. Game days 9 a.m. until one half-hour after the game.

TICKET OUTLETS

Tickets are available at all BASS Ticket Centers throughout Northern California and at the A's Clubhouse Store in Southland Mall (Hayward) and Hilltop Mall (Richmond).

CHARGE IT

You may charge your tickets on VISA and MasterCard by calling BASS at:
415-762-BASS 408-998-BASS 707-762-BASS 916-923-BASS

If your order is placed nine days or less from the game, tickets will be held at Will Call at the Coliseum. Otherwise, tickets will be mailed to you. Service charges apply.

HALF PRICE INFORMATION

All upper reserved tickets are half price for every Tuesday night game except opening night, April 9. Half price admission is available for all games in Mezzanine Loge, Plaza Level and Upper Reserved to children 14 and under, senior citizens 65 and older, members of active military and persons in wheelchairs. Half price field level seats are also available to persons in wheelchairs.

FROM THE SPORTS LIBRARY OF
RETROSEASONS.com

More publications available at:

www.retroseasons.com/library/

INFORMATION GUIDE CONTENTS

Contents	1
Oakland A's Executive Office	2
The Athletics Franchise	3
1991 Front Office Directory	4
The A's In The Community	5
The A's Elephant	6

THE 1991 OAKLAND ATHLETICS

Manager and Coaches	8
1991 Player Bios	15
Non-Roster Players Invited to Spring Training ..	121
1991 Oakland A's Roster	132
1991 Non-Roster Invitees List	134

1990: A LOOK BACK

1990 Season Review	136
A's 1990 Team Statistics	138
A's 1990 Highs and Lows	138
A's vs. American League 1990	139
A's 1990 Won-Lost Breakdown	140
A's 1990 Miscellaneous Totals	140
A's Pinch Hitters 1990	140
A's 1990 Individual Fielding	141
A's Designated Hitters	141
A's 1990 Day-By-Day	142
A's 1990 Player Transactions	145
1990 American League Recap	146
A.L. Top Five Departmental Leaders	147
1990 ALCS Boxscores	148
1990 ALCS Composite Statistics	150
1990 World Series Boxscores	151
1990 World Series Composite Stats	153
1990 Team Leaders	154

THE ATHLETICS: A HISTORY

Oakland A's Career Batting Leaders	156
Oakland A's Career Pitching Leaders	156
Oakland A's Year-By-Year	157
A's vs. AL Opponents (1968-90)	157
A's vs. the A.L. (1968-90)	158
Month-By-Month (1968-90)	158
Oakland A's Top Hitting Streaks	158
The A's 1901-1990	159
The A's Before Oakland	160
A's Year-By-Year Batting Leaders	162
A's Year-By-Year Pitching Leaders	164
A's Season Records -- 1968-90	166
A's One Game Records -- 1968-90	168
Oakland A's Batting (Year-By-Year)	170
Oakland A's Pitching (Year-By-Year)	171
Oakland A's Fielding (Year-By-Year)	171
Home Runs	172
Grand Slams	172
Pinch-Hit Home Runs	173
Low-Hit Games	174
Stolen Bases	175
Oakland A's Steals of Home	175
The June Draft	176
A's All-Star Game Selections (1968-90)	176
Oakland A's Award Winners	177
Oakland A's Title Clinching Dates	177
Oakland A's World Series Review	178
A's Championship Series Review	179
Oakland Attendance	180
Oakland Trades	181
Oakland A's Alumni Club	187
Opening Day Lineups	190

OPPONENTS

Baltimore Orioles	192
Boston Red Sox	193
California Angels	194
Chicago White Sox	195

Cleveland Indians	196
Detroit Tigers	197
Kansas City Royals	198
Milwaukee Brewers	199
Minnesota Twins	200
New York Yankees	201
Seattle Mariners	202
Texas Rangers	203
Toronto Blue Jays	204

A's PLAYER DEVELOPMENT

A's Player Development System 1991	206
Tacoma Tigers	206
Huntsville Stars	208
Modesto A's	209
Madison Muskies	210
Southern Oregon A's	212
Scottsdale A's	213
Minor League Players	215


SPRING TRAINING/MISC.

A's 1991 Spring Training Schedule	250
A's Spring Training Record	250
Bay Bridge Series	250
Spring Training Information	251
Bay Bridge Series History	251
A's On The Air	252
A's Radio-Television/SportsChannel	254
Behind the Scenes	255

MISCELLANEOUS REFERENCE

Active Managing Leaders	9
Pre-Game Batting and Fielding Schedule	12
400 Wins Over Four Consecutive Seasons	14
Oakland Coliseum Ground Rules	16
1990 A's At A Glance	18
A's Triple Plays	23
A's 100 Or More RBIs	27
1988-90 AL MVP Balloting	28
Most Saves Last Three Years	33
Pitchers with 100 Saves and 100 Wins	35
Inside the Park Home Runs at the Coliseum	47
Most Steals Last Three Years	51
Rickey Henderson Stolen Base Information	53
1990 AL MVP Balloting	53
A's Batting With The Bases Loaded	66
A's .300 Batting Averages	69
Rainouts & Shortened Games at the Coliseum ..	70
Most Home Runs Last Four Years	76
A's 1991 Birthday Calendar	77
Relief Pitchers' Save Rule	84
An Oakland Athletic Last Achieved	94
Consecutive Seasons With 20 Wins	99
Most Victories Last Four Years	100
Rookie Rule	105
1990 AL Cy Young Balloting	110
Oakland 20-Game Winners	111
1988-90 AL Cy Young Balloting	113
Active Triple Leaders	115
Active Stolen Base Leaders	116
A's 1990 Multiple Hit Games	128
Oakland Athletics Firsts	171
A's 1990 Multiple RBI Games	174
40 Or More Saves In A Season	178
Oakland Coliseum Home Runs	189
Consecutive Years Leading ML In Wins	216
A's on the DL in 1990	231
A's Doubleheaders	236
A's and the American League, 1990	238
A's Pronunciation Guide	241
A's Clutch Hitting	244
A's Pitchers Career Hitting	245
The Road to Oakland, 1991	248

OAKLAND A's EXECUTIVE OFFICE



WALTER A. HAAS, JR.
Owner/Managing General Partner

Long considered one of the top business and civic leaders in the United States, Walter A. Haas, Jr. is the man responsible for keeping baseball in Oakland. His belief in the Oakland community, and the surrounding area, paid off with great dividends in 1989, as the A's won baseball's top prize, the world championship. Last year the club won its third consecutive American League pennant and broke the franchise attendance mark for the third consecutive

season, attracting 2.9 million fans to the Oakland Coliseum.

In addition to his duties as Owner/Managing General Partner of the Oakland Athletics, Haas is also the Honorary Chairman of the Board of Levi Strauss and Company.

Born on January 24, 1916 in San Francisco, Haas went on to do undergraduate work at the University of California, before earning his MBA at the Harvard Graduate School of Business Administration. He has a wealth of business experience as he has headed some of the finest companies in America. Haas is a former Director of Bank of America, United Air Lines and the Pacific Telephone Company. He was also a member of the Trilateral Commission and has been a part of the Executive Committee of the National Alliance of Businessmen.

Almost equal in stature to his business experience is his dedication to the community. Commitment to the community has been a keynote of the Haas ownership of the A's and, when it comes to Walter A. Haas, Jr., this is the norm, not the exception. Currently, he is a member of the National Commission on Public Service and is on the Advisory Council of Reading is Fundamental, Inc. In the past, he has been a member of the Presidential Advisory Council for Minority Enterprise and a Director of the National Urban League. He has also dedicated a large portion of his time to the Federal Government, being a former member of the Presidential Task Force on International Development and a representative of the State Department (Agency for International Development) in Brazil, evaluating the government's projects of assistance to that country.

Additionally, he has been the recipient of countless awards in recognition of both his business and civic expertise. Most recently, he was honored by the World Affairs Council of Northern California in 1988.

Haas married the former Evelyn Danzig in 1940 and they have three children and six grandchildren. The Haas family resides in San Francisco.



WALTER J. HAAS
President/Chief Executive Officer

Overseeing the operation of the entire Oakland Athletics Baseball Company is President and Chief Executive Officer, Walter J. Haas.

Haas, 40, was named to his current post on January 18, 1990 after serving as the club's Executive Vice President for seven years (1980-87) and then as the Chief Operating Officer for two seasons (1988-89). Concern for

the community has been a hallmark of the Haas family, and Walter J. Haas has guided the A's Community Affairs Department to its current standing as one of the finest in all of sports.

A fourth-generation San Franciscan, Haas currently serves as the Vice Chairman of the Board of Trustees of the Marin Country Day School and is a trustee for the Evelyn and Walter A. Haas, Jr. Fund. He is a former Director of the Major League Promotions Corporation and was honorary Chairman of the San Francisco Chapter of the Legal Assistance to the Elderly, Inc.

Prior to joining the Athletics, Haas served as Grants Manager for Levi Strauss and Company. He also served as business manager for Sons of Champlin, Inc. and as President of Goldmine Records.

Haas is married and has three children. He and his family reside in San Francisco.

THE ATHLETICS FRANCHISE

The 1991 season marks the 11th year under the current ownership. The Haas family took control of the club on November 3, 1980, and has since built the organization into one of the finest in all of professional sports. When they purchased the club from Charlie Finley, the Haas family inherited an organization with a depleted minor league system, a front office of six employees and a team that had lost 187 games the previous two years. Now the team on the field has won more games the past three seasons than any club in baseball, and both the Player Development System and front office rank with the very best. It has been a complete turnaround.

Since the 1981 season, the franchise has now won four American League West division crowns, three consecutive American League pennants, and the 1989 world championship. Oakland is the first team to win three consecutive American League titles since the 1976-78 New York Yankees.

The Athletics' history has been spiced with color and dotted with championships. From their beginnings under Connie Mack in 1901 to Tony La Russa's current version, the Athletics have won a record nine division titles, 15 American League pennants and nine world championships. Mack managed the A's for an incredible 50 seasons until 1950 when he finally gave way to Jimmie Dykes. After nine American League pennants and five world championships the franchise was sold to Arnold Johnson in 1954, and Johnson moved the team to Kansas City for the 1955 seasons. After 13 seasons in Kansas City in which the club never played .500 baseball, Charlie Finley, who had entered the scene in 1960, moved the franchise to Oakland just prior to the 1968 season. In 1969 the A's won 88 games, the most victories for an A's club since 1932, and it would be the fewest wins for the team over the next six years. The A's became one of the dominant teams of the 1970's, winning three consecutive world championships from 1972-74. The franchise again fell on hard times in the late 70's but was brought back to life again when the new ownership took control of the club for the 1981 season.

The 1991 Oakland A's Information Guide was published February 11, 1991 by Jay Alves and Mike Selleck of the A's Baseball Information Department. Additional and updated information, statistics or photos are available at all times to accredited news sources from the Athletics' Baseball Information Department (415) 638-4900, ext. 223.

Copyright 1991 The Oakland Athletics Baseball Company.

1991 FRONT OFFICE DIRECTORY

EXECUTIVE

OWNER/MANAGING GENERAL PARTNER	Walter A. Haas, Jr.
PRESIDENT/CHIEF EXECUTIVE OFFICER	Walter J. Haas
DIRECTOR OF COMMUNITY AFFAIRS AND SPEAKERS' BUREAU	Dave Perron
DIRECTOR OF OUTREACH ACTIVITIES	Sharon R. Jones
ADMINISTRATIVE ASSISTANT, EXECUTIVE OFFICE	Betty Shiroda
ASSISTANT DIRECTOR OF COMMUNITY AFFAIRS	Christina Centeno
COMMUNITY AFFAIRS ASSISTANT	Robin Embry

BASEBALL OPERATIONS

VICE PRESIDENT, BASEBALL OPERATIONS	Sandy Alderson
FIELD MANAGER	Tony La Russa
ASSISTANT TO THE MANAGING GENERAL PARTNER, BASEBALL MATTERS	Bill Rigney
DIRECTOR OF PLAYER DEVELOPMENT	Karl Kuehl
DIRECTOR OF BASEBALL ADMINISTRATION	Walt Jocketty
DIRECTOR OF SCOUTING	Dick Bogard
TEAM PHYSICIAN	Dr. Allan Pont
TEAM ORTHOPEDIST	Dr. Rick Bost
CONSULTING ORTHOPEDIST	Dr. Jerrald Goldman
CONSULTING PHYSICIAN IN ARIZONA	Dr. Robert Flores
DIRECTOR OF TEAM TRAVEL	Mickey Morabito
DIRECTOR OF BASEBALL INFORMATION	Jay Alves
DIRECTOR OF LATIN AMERICAN SCOUTING	Juan Marichal
ASSISTANT DIRECTOR OF BASEBALL ADMINISTRATION	Pamela Pitts
ADMINISTRATIVE ASSISTANT, BASEBALL OPERATIONS	Jennella Roark
ADMINISTRATIVE ASSISTANT, BASEBALL RELATIONS	Doreen Alves
ASSISTANT DIRECTOR OF SCOUTING	Eric Kubota
EQUIPMENT MANAGER	Frank Ciensczyk
TRAINER	Barry Weinberg
TRAINER	Larry Davis
VISITING CLUBHOUSE MANAGER	Steve Yucinich
HEAD GROUNDSKEEPER	Mark Razum
GROUNDSKEEPER	Tom Zoulek
ADMINISTRATIVE ASSISTANT, MINOR LEAGUES	Ted Polakowski

BUSINESS OPERATIONS

VICE PRESIDENT, BUSINESS OPERATIONS	Andy Dolich
VICE PRESIDENT, ADMINISTRATION/PERSONNEL	Raymond B. Krise, Jr.
DIRECTOR OF BROADCASTING	Tom Cordova
DIRECTOR OF SPECIAL PROJECTS	Steve Page
DIRECTOR OF BUSINESS ADMINISTRATION	Alan Ledford
DIRECTOR OF PROMOTIONS & MERCHANDISING	Sharon Kelly
DIRECTOR OF SALES	John Kamperschroer
DIRECTOR OF SEASON TICKET SALES	Barbara Reilly
DIRECTOR OF GROUP SALES	Bettina Flores
DIRECTOR OF MEDIA RELATIONS	Kathy Jacobson
DIRECTOR OF STADIUM OPERATIONS	Kevin Kahn
SKY BOX DIRECTOR	David Rinetti
ADVERTISING & BROADCASTING SALES MANAGER	Kathy DeLima
MARKETING REPRESENTATIVES	Tom Arthur, Susan Deming, Clarence Jackson, Doris Messina, Jim Bollinger
DIRECTOR OF PUBLICATIONS	Rob Kelly
MANAGER, TECHNICAL SERVICES-DIAMOND VISION/SCOREBOARD OPER.	David Don
MANAGER, CREATIVE SERVICES-DIAMOND VISION/SCOREBOARD OPER. ..	Seth Magalaner
EXECUTIVE PRODUCER, A'S RADIO	Ken Pries
ACCOUNT EXECUTIVES	Derek Barksdale, Bonnie Holmes, Warren Doubly, Doug Nelson
ASSISTANT PROMOTIONS DIRECTOR	Matt Strela
ASSISTANT DIRECTOR OF STADIUM OPERATIONS	Darold Cox
ADMINISTRATIVE ASSISTANT, BUSINESS OPERATIONS	Susan Bress
ADMINISTRATIVE ASSISTANT, BROADCASTING	Mae Thornton
ADMINISTRATIVE ASSISTANT, MARKETING	Tori Shaw
MARKETING RECEPTIONIST	Carmen Tiritilli
SECRETARY, MARKETING REPRESENTATIVES	Holly Hammond
TICKET MANAGER	Shelley Landeros
ASSISTANT TICKET MANAGER	Michael Re
ADMINISTRATIVE ASSISTANT, TICKET OPERATIONS	Ann Vargas

SUPERVISOR, COMPUTER TICKET SYSTEMS	David Lozow
BOOKKEEPING COORDINATOR	Hannelore Ford
TICKET OFFICE ACCOUNTANT	Pat Hall
SEASON TICKET SERVICE REPRESENTATIVE	Loretta O'Con
SUPERVISOR, INDIVIDUAL GAME ORDERS, GAME TIME OPERATIONS	Paula Charlton
SUPERVISOR, SEASON TICKET AND GROUP SALES OFFICE	Hank Stern
SEASON TICKET AND GROUP SALES REPRESENTATIVES	Karen Asher, Barry Campbell, Denise Clark, Howard Gibian, Rose Gouveia, Geoff Henderson, Sandie Manzo, Audrey Minagawa, Mark Nagel, John Tebaldi, Ron Williams

FINANCE & ADMINISTRATION

VICE PRESIDENT, FINANCE	Kathleen McCracken
CONTROLLER	Michele Jordan
GENERAL ACCOUNTANT	Linda Rease
ACCOUNTS PAYABLE COORDINATOR	Michelle Morgan
PAYROLL/ACCOUNTS RECEIVABLE COORDINATOR	Susan Pines
FINANCE ADMINISTRATION AND BENEFITS MANAGER	Janice Jow
FINANCE ASSISTANT	Christine Schmitt
ACCOUNTING ASSISTANT	Denise Savoy
EXECUTIVE OFFICES RECEPTIONIST	Sally Lorette
COORDINATOR, WORD PROCESSING	Tuloa Sanchez
DATA PROCESSING SUPERVISOR	Mark Bidstrup
MAILROOM COORDINATOR	Julie Vasconcellos

OAKLAND ATHLETICS BASEBALL COMPANY
 Oakland/Alameda County Coliseum
 Oakland, CA 94621
 (415) 638-4900

THE A's IN THE COMMUNITY

Commitment to the surrounding community has been a hallmark of the Oakland Athletics ever since the Haas family assumed ownership of the club in November of 1980. At that time, the A's made a commitment to increase their involvement in the community and to make the game of baseball accessible and enjoyable to all people. It became the A's goal to contribute to civic, youth, disabled, senior citizen and charitable organizations of the Bay Area region by utilizing their various resources.

Early in the Haas family ownership, the club established the A's Community Fund. The A's Community Fund is a non-profit organization that makes it possible for the A's to invite deserving members of the Northern California community out to the ballpark. The Community Fund relies on the support of private individuals, players, corporations and the A's annual Community Fund Golf Tournament for its support.

The Community Fund is administered by the A's Community Affairs Department. With over 50 different programs, the A's have made an effort to reach out to the entire Northern California community. The following organizations are just a few of those that benefit from the A's diverse dedication to the community: East Oakland Youth Development, the Oakland Police Activities League, the Spanish Speaking Foundation, Big Brothers and Big Sisters, the United Way, the Association for Retarded Citizens and the California Congress of Senior Citizens.

The A's Community Affairs Department and the A's Community Fund reflect the club's continuing effort to build the relationship between the team and the community that supports it.

THE WALTER A. HAAS, Jr. COMMUNITY ACHIEVEMENT AWARD

Beginning in 1986, the Oakland A's instituted the Walter A. Haas, Jr. Community Achievement Award. The award is given to an Oakland Athletic for achievement on the field and in the community. Dave Henderson was the 1990 recipient.

Past Winners:

1987 Dave Stewart
 1988 Storm Davis
 1989 Dave Stewart

THE A'S ELEPHANT

Prior to the 1988 season the A's brought back one of the team's most familiar and successful characters from past years -- the Athletics' Elephant. The A's Elephant has been featured in many of the club's promotions and publications. Also, each player wears a special A's Elephant patch on the left sleeve of their uniform. The official uniform patch is a 5 1/4 inch green elephant in white with a yellow "A" on a white blanket.

For 60 years the Athletic Elephant was one of the most popular and colorful logos in all of major league baseball. In 1901 Connie Mack and his Philadelphia Athletics helped form the American League. New York Giants Manager John McGraw dismissed the A's with contempt, calling them "The White Elephants," implying Mack shouldn't be allowed to spend money without supervision. Mack defiantly adopted the White Elephant as the team insignia, and in 1902, the A's won the American League pennant.

The White Elephant remained the team's mascot until later that decade, when it finally made its way to an A's uniform. Its first appearance was on the team's sweaters. In about 1918, the Elephant finally saw game action when Mack had the pachyderm symbol (in blue with a white "A" inside) placed on the left sleeve of every player.

By 1920, Mack had fully adopted the A's Elephant as the team's symbol. Gone was the traditional "A" on the front of the jersey. In was a blue elephant logo. But after a few poor seasons, Mack decided a change was in order. So, in 1924, the blue elephant was replaced by the white elephant on the team's jersey. The new-look pachyderm seemed to do the trick, as the A's played better ball for the next few years.

In 1928, Mack decided the elephant had worn out its brief welcome on the A's jersey fronts. He replaced it with the familiar "A" on the uniforms, and the A's went on to win two World Championships and an AL crown in the next three years. This resurgence was probably due more to the additions of Foxx, Simmons, Grove, Cochrane, et al., than to the elephant's absence.

That was the last year for the elephant on the A's uniform until 1955, when the A's, now in Kansas City, added an elephant patch to their left sleeves. But when Charlie Finley purchased the team in the early sixties, the elephant mascot was once again sent packing, replaced by, of all animals, a mule. This was the last we saw of this loveable A's mascot until 1988.

Keeping with their tradition of looking to the future without forgetting the past, the current A's ownership decided in 1988 that the time was right to bring back the A's elephant. It has once again proven to be a "good luck" charm for the A's, as since its return the Athletics have won three consecutive American League pennants and one world championship.



**THE 1991
OAKLAND ATHLETICS**




MANAGER AND COACHES

10

TONY LA RUSSA

MGR



Anthony La Russa Jr.

1991 Opening Day Age: 46

Born: Tampa, Florida, October 4, 1944

Height: 6-1 **Weight:** 190

Named as A's manager July 1, 1986

Contract status: Second year of a three-year contract extension (signed July, 1989) through the 1992 season.

Since arriving in Oakland on July 7th, 1986 Tony has helped restore the A's to one of the most powerful clubs in all of baseball. No one has managed the Oakland A's for more games (727) or to more victories (432). Tony's .594 winning percentage as the A's skipper is second only to Dick Williams .603 mark with Oakland. The A's have led the major leagues in victories in each of the last three years, only the 11th time in baseball history a team has accomplished that feat. La Russa's 1988-1990 teams are the first to win three consecutive AL pennants since the 1976-78 Yankees. The A's 1989 World Championship was the fourth for the Athletics since moving to Oakland in 1968, but Tony's first as a major league manager; a career that spans eleven plus seasons. With the addition of last season's 103 victories, La Russa's career record stands at 954-805, a .542 winning percentage. Among current major league managers only Detroit's Sparky Anderson (.560) has a better career winning percentage than Tony.

Returning to the A's was something of a homecoming for Tony. He was signed to his first pro contract by the then Kansas City A's on the night he graduated from high school in 1962. He made his major league debut just one year later with the A's. Tony went on to play professionally for 16 seasons, but never once spent an entire year in the majors. After his stint with the Kansas City in 1963, Tony didn't make it to the majors again until 1968, this time with the A's of Oakland. He went on to play parts of four years in Oakland before finishing out his playing career with Atlanta and the Chicago Cubs.

Tony's managerial career began in 1978, when he took over the White Sox' Double-A team in Knoxville. That year his team went 53-25, earning Tony a promotion to the White Sox' coaching staff. At the beginning of 1979, Tony was named the manager of the Sox Triple-A squad in Iowa, but that position didn't last long. On August 2nd of that year, Tony took over the helm of the White Sox, replacing Don Kessinger. Over the next seven years, he established himself as one of the top managers in the majors. His most successful year with the Sox' was 1983, when the club posted a 99-63 record, which was the best in baseball that season. He was rewarded for his effort that year by being named "Manager of the Year" by The Sporting News, the Associated Press and the Baseball Writers Association of America. He had the '84 Sox tied for first place at the All-Star break, before finishing 5th with a 74-88 record. Tony was relieved of his duties with the White Sox on June 19, 1986, and assumed the managers role in Oakland on July 7th, 1986. In just his second full year with the A's, 1988, Tony managed the club to an AL West record 104 victories, the AL pennant and into the World Series. For his efforts that season he once again earned the BBWAA and *The Sporting News* Manager of the Year honors.

A graduate of Florida State University's School of Law in 1978, Tony passed the bar exam in December of 1979. He is one of only five lawyer/managers in baseball history, the other four—Monte Ward (New York Giants and Brooklyn Dodgers, late 1880s), Hughie Jennings (Detroit, 1907-20), Miller Huggins (St. Louis Cardinals and New York Yankees, 1913-29) and Branch Rickey (St. Louis Browns, 1914-15)—are all in the Baseball Hall of Fame.

Tony makes his home in Danville, California with his wife, Elaine, and their two daughters, Bianca Tai (9-14-79) and Devon Kai (8-17-82).

MAJOR LEAGUE PLAYING RECORD

	AVG.	G	AB	R	H	2B	3B	HR	RBI
M.L. TOTALS	.199	132	176	15	35	5	2	0	7

MANAGERIAL RECORD

YEAR	CLUB	LEAGUE	CLASS	W-L	POS
1978	Knoxville	Southern	AA	53-25	1
1979	Iowa	American Assn.	AAA	54-51	3/East
	White Sox	American	Major	27-27	5/West
1980	White Sox	American	Major	70-90	5/West
1981	White Sox	American	Major	54-52	3/West
1982	White Sox	American	Major	87-75	3/West
1983	White Sox	American	Major	99-63	1/West*
1984	White Sox	American	Major	74-88	5(T)West
1985	White Sox	American	Major	85-77	3/West
1986	White Sox	American	Major	26-38	—
	ATHLETICS	American	Major	45-34	3(T)West
1987	ATHLETICS	American	Major	81-81	3/West
1988	ATHLETICS	American	Major	104-58	1/West**
1989	ATHLETICS	American	Major	99-63	1/West***
1990	ATHLETICS	American	Major	103-59	1/West****
	Oakland Totals			432-295	
	Career Totals			954-805	

*Lost to Baltimore 3 games to 1 in ALCS

**Defeated Boston 4 games to 0 in ALCS, lost to Los Angeles 4 games to 1 in World Series


***Defeated Toronto 4 games to 1 in ALCS, defeated San Francisco 4 games to 0 in World Series

****Defeated Boston 4 games to 0 in the ALCS, lost to Cincinnati 4 games to 0 in the World Series

ACTIVE MANAGING LEADERS

WINS	NO.
Sparky Anderson (Cincinnati-Detroit)	1837
Tommy Lasorda (Los Angeles)	1185
John McNamara (Oak-SD-Cin-Cal-Bos-Cle)	1125
Tony La Russa (Chicago AL-Oakland)	954
Don Zimmer (SD-Bos-Tex-Chi NL)	867

WINNING PERCENTAGE (min 5 years)	W-L	PCT
Sparky Anderson (Cincinnati-Detroit)	1837-1446	.560
Tony La Russa (Chicago AL-Oakland)	954-805	.542
Tommy Lasorda (Los Angeles)	1185-1033	.534
Buck Rodgers (Milwaukee-Montreal)	624-572	.522
Tom Trebelhorn (Milwaukee)	339-318	.516

**Richard Paul Burleson****1991 Opening Day Age:** 39**Born:** Lynwood, California, April 29, 1951**Height:** 5-10 **Weight:** 170

Named as the A's hitting instructor December 19, 1990.

The newest member of Tony La Russa's staff is hitting instructor, Rick Burleson. Burleson, the former major league shortstop, has been a member of the A's organization since 1989.

After retiring as an active player following the

1987 season Rick spent 1988 out of baseball before being named a roving infield instructor in the A's Player Development System prior to the 1989 season. After a year of teaching at the minor league level Burleson moved into the Athletics scouting department and was assigned to cover Orange County in the Southern California area. He now completes his tour through the A's system with his major league assignment this past December.

Nicknamed the "Rooster" during his playing days, Rick was a lifetime .273 hitter during his 13 year major league career that included stops in Boston (1974-80), California (1981-86), and Baltimore (1987). He earned four All-Star appearances, a Gold Glove award and hit .318 (14 for 44) during two appearances in the American League Championship Series (1975 and 1986) plus one World Series (1975). A torn rotator cuff in his right shoulder suffered in 1982 limited Rick to just 51 games from 1982 through 1985 but he completed a successful return with California in 1986 by hitting .284 in 93 games and earning the UPI Comeback Player of the Year award.

Rick resides in La Habra Heights, California with his wife, Karen, and their four children, Tyler, Chad, Kyle and Lauren.

MAJOR LEAGUE PLAYING RECORD

	AVG.	G	AB	R	H	2B	3B	HR	RBI
M.L. Totals	.273	1346	5139	656	1401	256	23	50	449

**David Edwin Duncan****1991 Opening Day Age:** 45**Born:** Dallas, Texas, September 26, 1945**Height:** 6-2 **Weight:** 200

Named as A's pitching coach July 1, 1986

Dave arrived with Tony La Russa in July of 1986 and under Dave's guidance the A's pitching staff has been the best in baseball over the past three years. For the third consecutive season Dave's staff had the lowest ERA in the league, the first staff to earn that honor since the

1968-73 Orioles won six in a row. The A's topped the majors in ERA last year, becoming just the second AL pitching staff to lead the majors in ERA since the inception of the DH in 1973. The other staff was the 1974 A's. Duncan's 1989 staff also boasted four men with 17 or more victories, thus becoming only the third staff (1951 Indians, 1971 Orioles) since the 1927 Yankees to have at least that many pitchers win 17 or more. In addition to the starting four the bullpen once again was one of the best in the business

with 64 saves. The pen now has 185 saves in the past three years.

Like his manager, Duncan is no stranger to the Oakland organization. Dave signed his first major league contract with the Kansas City A's in 1963, and made his major league debut with that same club in 1964. When the team moved west, Duncan went along with it, and spent 5 years in Oakland as a player. During that time, he caught some of the best pitchers of the 70's, including Jim "Catfish" Hunter, Vida Blue, Rollie Fingers and Ken Holtzman. He appeared in the American League Championship series in 1971 and 1972, and played in the World Series in 1972. After leaving the A's, Duncan finished up his career with two year stints in Cleveland and then in Baltimore.

Duncan started his coaching career in 1978 with the Cleveland Indians. In 1982, he was hired on as pitching coach of the Seattle Mariners. His staff that year led the A.L. in strikeouts with 1002, and finished second in the circuit with 39 saves and 11 shutouts. He left the Mariners in 1983 to join the White Sox. That year Sox pitchers led the majors in wins (99) and the A.L. in fewest walks (447). Duncan's staff also had the league's Cy Young winner, LaMarr Hoyt. After a disappointing '84 season, Duncan's '85 White Sox staff posted a club record of 1023 strikeouts. During his career, Dave has been associated with five Cy Young winners. Along with the A's Bob Welch and Hoyt, Duncan caught Blue and Hunter in Oakland, and Jim Palmer in Baltimore.

Dave and his wife Jeanine have two sons, Christopher and David, and they make their winter home in Tucson, Arizona.

MAJOR LEAGUE PLAYING RECORD

	AVG.	G	AB	R	H	2B	3B	HR	RBI
M.L. TOTALS	.214	929	2885	274	617	79	4	109	341

5

ART KUSNYER

COACH



Arthur William Kusnyer

1991 Opening Day Age: 45

Born: Akron, Ohio, December 19, 1945

Height: 6-2 **Weight:** 205

Named as A's bullpen coach December 1, 1988

The 1991 season will be Kusnyer's third as the Athletics bullpen coach. Art's first season with the A's was one he will remember for a long time. In addition to coaching in the World Series for the first time, he was also a member of the winning 1989 AL All Star coaching staff. Kusnyer is no stranger to manager Tony La Russa, having been a member of La Russa's coaching staff in Chicago for over 5 years.

A catcher in his playing days, Kusnyer began his career in the Chicago White Sox organization. He played in the major leagues with the White Sox, Angels, Brewers and Royals, appearing in 139 major league games and compiling a .176 lifetime average. His major league highlight came July 15, 1973 when he caught Nolan Ryan's second career no-hitter in Detroit.

Art's coaching career began in 1979, when he closed out his playing career as a player-coach at Iowa. He was promoted to the White Sox major league staff the next season, and remained there until 1988. In 1988, Kusnyer assumed the managerial duties at Sarasota and was there when the A's and La Russa called in December, 1988.

KUSNYER, cont.

Art and his wife, Judy, have one son (Ryan) and live in San Ramon, California.

MAJOR LEAGUE RECORD

	AVG.	G	AB	R	H	2B	3B	HR	RBI
M.L. TOTALS	.176	139	313	21	55	6	1	3	21

15

RENE LACHEMANN

COACH



Rene George Lachemann

1991 Opening Day Age: 45

Born: Los Angeles, California, May 4, 1945

Height: 6-0 Weight: 200

Named as A's coach November 18, 1986

The 1991 season marks Lachemann's fifth with the A's, his third as the club's third base coach. He spent his first two years in Oakland as the A's first base coach. Rene has been a regular in post season play the past few seasons having coached in four of the last five World Series.

He was with Boston in 1986, in addition to the past three years with the Athletics.

Like so many other of the A's coaches, Rene was originally signed to a major league contract by the then Kansas City A's in 1964. His only full year in the majors was with K.C. in 1965 when he was a catcher. He spent parts of 1966 (K.C. A's) and 1968 (Oakland A's) in the majors before he retired as an active player in 1972. In 1973 he began managing in the A's system. He guided Burlington (A) in 1973-74, Modesto (AA) in 1975, and Chattanooga (AA) in 1976 before moving on to the A's Triple-A affiliate in San Jose in 1977. He retained that position the next year, even though San Jose was now part of the Seattle organization, and then went to Spokane from 1979-81. Rene was finally rewarded for his minor league service, being named the manager of the Seattle Mariners in 1981.

Lachemann spent 3 years with the Mariners from 1981-83, compiling a 140-180 record during his stay. He took over the helm of the Milwaukee Brewers for the 1984 season, compiling a 67-94 mark. Rene spent the 1985 and '86 seasons as the third base coach for the Boston Red Sox before moving on to the A's at the conclusion of the 1986 season.

Along with his major league experience, Rene also managed in the Latin Winter Leagues from 1976-81, earning Manager of the Year honors in 1976.

Rene spends the winters in Mesa, Arizona with his wife, Lauri, and they have two sons, Jim and Britt.

PRE-GAME BATTING AND FIELDING SCHEDULE

	A's Hit	Visitors Hit	A's Infield	Visitors Infield
7:05 game	Until 5:30 PM	5:30 to 6:10 PM	6:10 to 6:20 PM	6:20 to 6:30 PM
7:35 game	Until 6:00 PM	6:00 to 6:40 PM	6:40 to 6:50 PM	6:50 to 7:00 PM
1:05 game	Until 11:30 AM	11:30 AM to 12:10 PM	12:10 to 12:20 PM	12:20 to 12:30 PM
12:15 game	Until 10:40 AM	10:40 to 11:20 AM	11:20 to 11:30 AM	11:30 to 11:40 AM

MAJOR LEAGUE RECORD

	AVG.	G	AB	R	H	2B	3B	HR	RBI
M.L. TOTALS	.210	118	281	23	59	9	1	9	33

MAJOR LEAGUE MANAGERIAL RECORD

Year	Club	League	Class	W-L	Position
1981	SEATTLE	American	Major	38-47	6th
1982	SEATTLE	American	Major	76-86	4th
1983	SEATTLE	American	Major	26-47	7th
1984	MILWAUKEE	American	Major	67-94	7th
Career Totals				207-274	

8

DAVE McKAY

COACH



David Lawrence McKay

1991 Opening Day Age: 41

Born: Vancouver, British Columbia, March 14, 1950

Height: 6-1

Weight: 195

Named as A's coach May 24, 1984

The 1991 season will mark Dave McKay's 12th season with the Oakland organization, the longest tenure of anyone on the staff. McKay will once again be in the first base coaches box in addition to his fitness instructor responsibilities.

ties.

McKay first came to the A's just before the 1980 season after nine years in the Minnesota and Toronto organizations. He played in 280 games for Oakland from 1980-1982 and spent the 1983 season in the minor leagues as a player-coach. He helped the A's capture the 1981 Western Division flag by hitting .288 in the latter half of the year and by belting a home run in the divisional playoff series against Kansas City. McKay's professional career had begun 10 years earlier when he signed a free agent contract with Minnesota for the 1971 season. He spent four years in the minors before breaking in with the Twins in a big way. He homered off Detroit's Vern Ruhle in his first big league at-bat on August 22, 1975 and went on to hit safely in 21 of his first 22 games. After the 1976 season, the Toronto Blue Jays selected McKay in the expansion draft and he was the starting third baseman in the Jays' first game ever. He tied a major league record in 1978 by drilling 2 doubles in the same inning of a game. He split time between Toronto and Syracuse in 1979 and opted for free agency at the end of that year. He signed with the A's as a free agent April 4, 1980.


Dave joined the A's as a coach in May of 1984 and was assigned to the bullpen to oversee pitchers warming up. He spent the balance of the '84 season and all of the 1985 campaign in the pen before taking on the first base coaching chores for 1986. After returning to the bullpen for 1987 Dave then spent 1988 in the dugout with manager La Russa before returning to the first base coaching lines in 1989.

Dave earned a degree in physical education from Columbia Basin JC in Pasco, Washington and later attended Creighton University in Omaha, Nebraska. Dave was born in Canada and his wife, Lene, is from Denmark. The McKay's reside in Scottsdale, Arizona with their son, Cody.

MAJOR LEAGUE PLAYING RECORD

	AVG.	G	AB	R	H	2B	3B	HR	RBI
M.L. TOTALS	.229	645	1928	191	441	70	15	21	170

46 TOMMIE REYNOLDS COACH



Tommie D. Reynolds
1991 Opening Day Age: 49
Born: Arizona, Louisiana, August 15, 1941
Height: 6-2 **Weight:** 190
 Named as A's bench coach, December 9, 1988

The 1991 season will be Tommie's third on Tony La Russa's staff as the bench coach, but, like so many of the other A's coaches, Tommie is no stranger to the A's or the Oakland organization.

From 1986-88 Tommie was a manager in the A's minor league system, guiding the Huntsville Stars in 1988 and the Modesto A's in the two previous seasons. Prior to that, Tommie spent five seasons as a roving minor league hitting instructor for the Chicago White Sox and two seasons as a player-coach for Spokane.

Tommie began his major league career with the Kansas City A's, and played parts of the 1964 and 65 season with K.C. After a stop in New York for the 1967 season with the Mets, Tommie found himself in Oakland for the 1969 season. That year, he hit a career-high .257 with 2 homers and 51 RBIs, both career bests. Tommie spent the 1970 and '71 seasons with the California Angels, before closing out his career with the Milwaukee Brewers.


A graduate of Lincoln High School in San Diego, Tommie and his wife, Penny, have two children, Tanya and Tommie Jr. The Reynolds spend the winter in Lemon Grove, California.

MAJOR LEAGUE PLAYING RECORD

	AVG.	G	AB	R	H	2B	3B	HR	RBI
M.L. Totals	.226	513	1170	141	265	35	5	12	87

TEAMS WITH 400 WINS OVER FOUR CONSECUTIVE SEASONS

WINS	TEAM (Years)	WINS BY SEASON
426	Chicago Cubs (1906-09)	(116,107,99,104)
414	Chicago Cubs (1907-10)	(107,99,104,104)
414	Chicago Cubs (1905-08)	(92,116,107,99)
413	St. Louis Cardinals (1941-44)	(97,106,105,105)
411	St. Louis Cardinals (1942-45)	(106,105,105,95)
411	Philadelphia A's (1928-31)	(98,104,102,107)
409	Baltimore Orioles (1968-1971)	(91,109,108,101)
409	New York Yankees (1936-39)	(102,102,99,106)
408	New York Yankees (1961-64)	(109,96,104,99)
408	Chicago Cubs (1904-07)	(93,92,116,107)
407	Cincinnati Reds (1973-76)	(99,98,108,102)
407	Philadelphia A's (1929-32)	(104,102,107,94)
406	New York Yankees (1960-63)	(97,109,96,104)
403	St. Louis Cardinals (1943-46)	(105,105,95,98)
400	Cincinnati Reds (1972-75)	(95,99,98,108)

**Michael Troy Afenir****1991 Opening Day Age:** 27**Born:** Escondido, California, September 21, 1963**Bats:** Right**Throws:** Right**Height:** 6-4**Weight:** 195**Major League Service:** 65 days**Obtained:** Acquired from the Houston Astros in exchange for catcher Matt Sinatro, April 6, 1989**Contract Status:** First year of a one-year contract through 1991.

1990 HIGHLIGHTS -- After spending spring training with the major league club Troy opened up the year in Tacoma...but when Terry Steinbach was injured in early July Afenir packed his bags and headed to Cleveland on July 5th to join the A's...it was his first taste of major league baseball in nearly three years...since September, 1987 when he made his major league debut with Houston...Troy spent 3 weeks with the A's...made 9 appearances...2 starts...picked up his first American League hit July 22nd vs. Toronto's Jimmy Key...returned to Tacoma on July 28th and finished up the Pacific Coast League season with the Tigers...wound up hitting .249 with a club high 15 homers plus 47 RBI's in 88 games...third consecutive minor league season Afenir reached double figures in homers...returned to Oakland September 14th...but made just 5 appearances during the final month of the A's season due to a sore left knee...eventually had cartilage removed arthroscopically by A's team orthopedist, Dr. Rick Bost, on October 22nd.

CAREER: 1983--drafted by Houston in the first round, secondary phase, January, 1983 free agent draft...reported to Auburn where he appeared in just 7 games hitting .115...moved to Sarasota for the summer and he showed great promise...hit .292 in 27 games with 5 homers and 24 RBIs. 1984--spent the entire season in the Southern Atlantic League at Asheville...hit just .193 in 115 games but did belt 16 homers with 69 RBIs. 1985--moved to Osceola of the Florida State League...jumped his average up to .248 in 99 games...named the Astros's Most Improved Player at the 1985 Winter Instructional League in Phoenix. 1986--jumped to Double-A Columbus and put together another good power season...cracked 14 homers and added 15 doubles with 45 RBIs in 91 games...appeared in two games at first base, a first for Troy. 1987--big season for Troy...opened the year back in Osceola but finished up in Houston playing in 10 games for the Astros...after tearing up the Florida State League with 14 homers and 68 RBIs in 79 games, Troy moved back up to Columbus...appeared in 31 games at Double-A before moving up to Houston on 9/14...major league debut was that night in pinch-hitter role at Los Angeles...first hit came 9/23 in Atlanta, a single off Zane Smith...made 5 starts behind the plate...hit safely in his last 4 games. 1988--spent the entire year at Columbus where he once again put together an excellent power season...had 42 extra-base hits with 16 homers...added 66 RBIs...in addition to his catching and first base duties, also played 68 games in the outfield. 1989--acquired from Houston just prior to the start of the season...injuries slowed him early but finished strong to post a solid season at Huntsville...had two different stints on the disabled list with a sore right shoulder and a pulled left hamstring but in his last 40 games he belted 10 doubles, 9 homers and knocked in 32 runs.

PERSONAL/MISCELLANEOUS: Graduated from Escondido High School (California) in June, 1981...first drafted by the Cubs in the first round of the January, 1982 free agent draft...did not sign and continued to attend Palomar Junior College...was drafted again, this time by Baltimore in the second round (secondary phase) June, 1982...again spurned the profes-

AFENIR, cont.

sional offer and returned to Palomar...but when Astros took him in the first round (secondary phase) of the January, 1983 draft he signed...Troy spends the winter months in San Diego with his wife Kimberly, and daughter Ashtynn.

LIFETIME PLAYING RECORD

Year	Club	AVG.	G	AB	R	H	2B	3B	HR	RBI	BB	SO	SB	CS
1983	Auburn	.115	7	26	2	3	0	0	0	0	0	15	0	0
	Sarasota	.292	27	89	16	26	5	1	5	24	17	34	2	3
1984	Asheville	.193	115	358	44	69	16	0	16	69	39	125	1	2
1985	Osceola	.248	99	323	38	80	19	1	6	41	20	86	3	1
1986	Columbus	.217	91	313	50	68	15	3	14	45	22	90	0	5
1987	Osceola	.276	79	294	60	81	20	1	14	68	33	75	1	0
	Columbus	.202	31	99	15	20	8	0	2	11	6	20	0	0
	HOUSTON	.300	10	20	1	6	1	0	0	1	0	12	0	0
1988	Columbus	.247	137	494	61	122	21	5	16	66	45	131	11	6
1989	Huntsville	.253	65	225	31	57	15	1	13	45	28	63	1	3
1990	Tacoma	.249	88	289	44	72	14	2	15	47	30	81	1	1
	OAKLAND	.143	14	14	0	2	0	0	0	2	0	6	0	0
A.L. Totals		.143	14	14	0	2	0	0	0	2	0	6	0	0
N.L. Totals		.300	10	20	1	6	1	0	0	1	0	12	0	0
M.L. Totals		.235	24	34	1	8	1	0	0	3	0	18	0	0

CAREER TRANSACTIONS: 1982 -- Selected by the Chicago Cubs in 1st round (second player selected) of free-agent draft, January 12. Selected by the Baltimore Orioles in secondary phase of free-agent draft, June 7. 1983 -- Selected by the Houston Astros in secondary phase of free-agent draft, January 11. 1986 -- On disabled list, June 21 to July 7. 1989 -- Traded to Huntsville (Oakland Athletics organization) for catcher Matt Sinatro, April 6. On disabled list, April 22 to May 1 and May 9 to June 14.

VS. AL 1990 AND CAREER

1990	AVG.	AB	H	HR	RBI	CAREER	AVG.	AB	H	HR	RBI
---	0	0	0	0	0	BALTIMORE	---	0	0	0	0
---	0	0	0	0	0	BOSTON	---	0	0	0	0
.000	2	0	0	0	1	CALIFORNIA	.000	2	0	0	1
.000	2	0	0	0	0	CHICAGO	.000	2	0	0	0
.000	5	0	0	0	0	CLEVELAND	.000	5	0	0	0
.000	1	0	0	0	0	DETROIT	.000	1	0	0	0
---	0	0	0	0	0	KANSAS CITY	---	0	0	0	0
---	0	0	0	0	0	MILWAUKEE	---	0	0	0	0
1.000	1	1	0	1	1	MINNESOTA	1.000	1	1	0	1
---	0	0	0	0	0	NEW YORK	---	0	0	0	0
---	0	0	0	0	0	SEATTLE	---	0	0	0	0
.000	0	0	0	0	0	TEXAS	.000	0	0	0	0
.333	3	1	0	0	0	TORONTO	.333	3	1	0	0
.000	5	0	0	0	0	BEFORE ASB	.000	5	0	0	0
.222	9	2	0	2	2	AFTER ASB	.276	29	8	0	3
.125	8	1	0	1	1	HOME	.286	21	6	0	2
.167	6	1	0	1	1	AWAY	.154	13	2	0	1
.111	9	1	0	1	1	vs. LEFT					
.200	5	1	0	1	1	vs. RIGHT					
.167	6	1	0	0	0	DAY	.200	15	3	0	0
.125	8	1	0	2	2	NIGHT	.263	19	5	0	3
---	0	0	0	0	0	APRIL	---	0	0	0	0
---	0	0	0	0	0	MAY	---	0	0	0	0
---	0	0	0	0	0	JUNE	---	0	0	0	0
.200	10	2	0	2	2	JULY	.200	10	2	0	2
---	0	0	0	0	0	AUGUST	---	0	0	0	0
.000	4	0	0	0	0	SEPT/OCT	.250	24	6	0	1

OAKLAND COLISEUM GROUND RULES

- Fly ball striking foul poles and/or screen attached above fence: Home Run.
- Ball sticking or going behind fence padding in right or left field, and remaining: 2 Bases.
- Ball going into bullpen bench, and rebounding on to playing field: In Play.
- Ball remaining on or under bench: 2 Bases.
- Ball hitting any portion of fence or screen in back of home plate: In Play.

MAJOR LEAGUE FIELDING STATS

CATCHER

YEAR	PCT.	G	PO	A	E	TC	DP	PB
1987	.974	10	35	2	1	38	1	3
1990	1.000	12	13	0	0	13	0	2
Totals	.980	22	48	2	1	51	1	5

AFENIR'S BEST

SEASON

AVG: .300 (1987)

H: 6 (1987)

HR: --

RBI: 2 (1990)

SB: --

HIT STREAK: 4 games, 10/1-4, 1987

CAREER GRAND SLAMS: 0

GAME

H: 2, 10/1/87 vs. Atlanta


HR: 0

RBI: 1 (3 times), last time: 7/27/90 at Minnesota

3

HAROLD BAINES

OF



Harold Douglass Baines

1991 Opening Day Age: 32

Born: Easton, Maryland, March 15, 1959

Bats: Left

Throws: Left

Height: 6-2

Weight: 195

Major League Service: 11 years

Obtained: Acquired from the Texas Rangers in exchange for two players to be named later (pitchers Scott Chiamparino and Joe Bitker) on August 29, 1990

Contract Status: Second year of a three-year contract through 1992.

1990 HIGHLIGHTS -- Acquired by the A's just prior to the playoff roster deadline and provided timely hitting and experience for the balance of the year and through the post season...prior to Harold's arrival the A's used 16 different men in the DH position...and Baines, despite arriving late, still finished second on the club in DH RBI's with 19...with the trade rejoined his former manager Tony La Russa...La Russa was Baines manager at Double-A Knoxville in 1978, Triple-A Iowa in 1979 and then for four and a half seasons with the White Sox...was one of the A's top hitters in the ALCS...hit .357 vs. Boston...had a double and 3 RBI's in game #2 at Fenway...had one hit in the Series...a long homer off Browning in game #3 at the Coliseum...finished up with a club high 5 RBI's in post season play...for the season got off to a slow start hitting .234 for the month of April...average had slipped to .229 by May 22nd...but began to find his stroke and over the next 19 games, or until June 11th, hit at a .369 pace (24 for 65) with 3 homers and 10 RBI's...bumped his average up to .276 in the stretch...continued his hot hitting into June and July...combined in the two months to hit .355 with 6 homers and 20 RBI's...pulled his right hamstring the day before the All-Star break, July 8th...did not return to action until July 22nd...but returned to continue his hot hitting...was 15 for his first 30 after returning and by August 9th had his average up to a season high .305...flirted with .300 the remainder of his time with Texas...was at .290 when traded to the A's on August 29th...was in the Athletics lineup the next night...for the A's hit .266 in 32 games with 21 RBI's and 8 extra-base hits...had 4 hits vs. New York September 8th...for the year as a DH only, Harold hit .287 with all 16 of his homers and 61 RBI's...404 at-bats in the DH role the fourth highest total in the league...his homer total the second best and RBI total the third highest among league designated hitters...made 2 appearances in the outfield...both times with Texas...proved to be an excellent pinch-hitter during the season, especially during his time with the Athletics...for the year was 4 for 13 (.308) off the bench with 8 RBI's...with the A's alone was 2 for 2 with 4 RBI's in the pinch-hitting role...combined with Texas and the A's played in 135 games and hit .284 with 16 homers and 65 RBI's...had arthroscopic surgery on his right knee January 24, 1991...A's team orthopedist, Dr. Rick Bost, performed the surgery for minor cartilage damage and scar tissue.

CAREER: 1977 -- was the first player selected in the June draft...had been personally scouted in Little League by White Sox owner, Bill Veeck...who signed him. **1978** -- Spent season at Knoxville where he hit .275. **1979** -- Led Iowa in triples (8), total bases (246) and slugging (.528)...hit two home runs in one inning on 8/4 at Oklahoma City. **1980** -- Was a regular for the White Sox at the age of 20...tied for the club lead with six triples...had a three-run homer and two doubles in four at bats at the annual Hall of Fame Game in Cooperstown, NY. **1981** -- Followed up an impressive rookie season by upping his batting average 31 points to .286...second in the A.L. with seven triples...hit .354 in August. **1982** -- At the age of 23, became the youngest White Sox player to drive in 100 runs with 105...hit three home runs on 7/7 against Detroit, including a grand slam and six RBI. **1983** -- His ninth inning sacrifice fly on 9/17 against Seattle drove in the winning run as the White Sox clinched the AL West title...hit Chicago's only grand slam of the season...had a 19-game hitting streak in September. **1984** -- Established new career highs with a .304 batting average and 29 home runs...led the AL in slugging (.541)...ended the longest game in major league history (eight hours, six minutes) on May 9 when he hit the 753rd pitch of the contest (from Chuck Porter) into the center field bullpen to give the White Sox a 25-inning victory over Milwaukee at Comiskey Park...the bat was sent to the Hall of Fame...homered three times in a game against Minnesota on 9/17. **1985** -- Posted his second consecutive .300 season, finishing sixth in the AL in batting (.309) and fourth in RBI (113)...singled in his first appearance in the All-Star game...named to The Sporting News and UPI All-Star teams...finished the year with 198 hits going hitless in his final 13 at bats...had hitting streaks of 14, 12 and 10...had nine homers through August 22 but finished the season with 22...belted his fifth career grand slam 7/2 vs. Seattle in Chicago...had his first career five-hit game at Milwaukee 8/17. **1986** -- Missed the final nine games of the season with a knee injury and batted .296...underwent arthroscopic surgery on his right knee at the conclusion of the season...notched 1000th career hit 7/7 against Cleveland...had a five-hit game 9/18 at Seattle and three four-hit games. **1987** -- Had an 18 game hitting streak from 7/3-24...during the streak he became the White Sox all-time home run leader when he hit number 155 on 7/22 at Comiskey off Baltimore's Mike Boddicker...appeared in his third

1990 A's AT A GLANCE

	1	2	3	4	5	6	7	8	9	x	TOTAL
OPPOSITION	97	68	46	89	75	63	52	39	34	7	570
ATHLETICS	127	68	59	99	61	87	97	65	57	13	733

PITCHING ANALYSIS	ERA	W-L-S	IP	H	R	ER	HR	BB	SO
STARTERS	3.51	89-49-0	1038.2	972	448	405	99	369	552
RELIEVERS	2.35	14-10-64	417.1	315	122	109	24	125	279

78-16	When A's Score First	54-12	More Homers Than Opponent
25-43	When Opponent Scores First	17-26	Fewer Homers Than Opponent
29-15	When Lefthander Starts	32-21	Same Total Of Homers
74-44	When Righthander Starts	88-2	With The Lead Entering The 8th
84-46	vs. Starting Pitchers	90-2	With The Lead Entering The 9th
19-13	vs. Relief Pitchers	8-4	With Score Tied Entering The 8th
9-5	In Extra Innings	9-5	With Score Tied Entering The 9th
23-18	In One-Run Decisions	7-53	Trailing Entering The 8th
19-10	In Two-Run Decisions	4-52	Trailing Entering The 9th
15	Most Runs Scored, 4/13 at Seattle	8-3	When Staff Walks None
21	Most Hits, 4/13 at Seattle	66-27	When Staff Walks 3 Or Less
14-5	April Record	29-29	When Staff Walks 4 Or More
18-9	May Record	33-14-4	In Series Play
15-12	June Record	51-31	Before The All-Star Break
17-14	July Record	52-28	After The All-Star Break
18-9	August Record	7	Longest Winning Streak (9/2-9)
20-8	September Record	4	Longest Losing Streak (5/12/15)
1-2	October Record		

straight All-Star game...served almost exclusively as a designated hitter after undergoing arthroscopic surgery on his right knee April 9...placed on the DL and missed 23 games...started 117 games at DH and eight in right field. **1988** -- Reached the 80 RBI plateau for the seventh consecutive season...made eight starts in right field but spent the majority of the season at DH...tied for sixth in the A.L. with 39 doubles. **1989** -- Traded to Texas on July 29 and batted .285 with 3 home runs and 16 RBI in 50 games...at the time of the trade was leading Chicago in batting (.321), doubles (30), homers (13), and walks (60), and was tied for 1st in RBI (56)...his .309 overall average was eighth in the AL...was selected to both The Sporting News All-Star and Silver Slugger team while appearing in his fourth All-Star game in the last five seasons...established a career best with 73 walks...pulled left hamstring on 8/19 and reaggravated the injury on 8/24...missed a total of nine games.

PERSONAL/MISCELLANEOUS: Starred in baseball and basketball at St. Michaels, MD High School (graduated in 1977)...batted .532 and was a High School All-America in his senior year...resides on the Maryland Eastern Shore in the town of Easton...Harold and his wife, the former Marla Henry, have four children, Antoinette (3/6/84), Britni (10/31/85), Harold, Jr. (12/18/87), and Courtney (8/2/90).

LIFETIME PLAYING RECORD

Year	Club	AVG.	G	AB	R	H	2B	3B	HR	RBI	BB	SO	SB	CS
1977	Appleton	.261	69	222	37	58	11	2	5	29	36	62	2	0
1978	Knoxville	.275	137	502	70	138	16	6	13	72	43	91	3	2
1979	Iowa	.298	125	466	87	139	25	8	22	87	33	80	5	7
1980	CHICAGO (AL)	.255	141	491	55	125	23	6	13	49	19	65	2	4
1981	CHICAGO (AL)	.286	82	280	42	80	11	7	10	41	12	41	6	2
1982	CHICAGO (AL)	.271	161	608	89	165	29	8	25	105	49	95	10	3
1983	CHICAGO (AL)	.280	156	596	76	167	33	2	20	99	49	85	7	5
1984	CHICAGO (AL)	.304	147	569	72	173	28	10	29	94	54	75	1	2
1985	CHICAGO (AL)	.309	160	640	86	198	29	3	22	113	42	89	1	1
1986	CHICAGO (AL)	.296	145	570	72	169	29	2	21	88	38	89	2	1
1987	CHICAGO (AL)	.293	132	505	59	148	26	4	20	93	46	82	0	0
1988	CHICAGO (AL)	.277	158	599	55	166	39	1	13	81	67	109	0	0
1989	CHICAGO (AL)	.321	96	333	55	107	20	1	13	56	60	52	0	1
	TEXAS	.285	50	172	18	49	9	0	3	16	13	27	0	2
1990	TEXAS	.290	103	321	41	93	10	1	13	44	47	63	0	1
	OAKLAND	.266	32	94	11	25	5	0	3	21	20	17	0	2
M.L. Totals		.288	1563	5778	731	1665	291	45	205	900	516	889	29	24

CAREER TRANSACTIONS: 1977 -- Selected by the Chicago White Sox organization in 1st round (first player selected) of free-agent draft, June 7. 1987 -- On disabled list, April 7 to May 8. 1989 -- Traded with infielder Fred Manrique to the Texas Rangers for shortstop Scott Fletcher, outfielder Sammy Sosa and pitcher Wilson Alvarez, July 29. 1990 -- Traded to the Oakland Athletics in exchange for two players to be named later, August 29. Pitchers Joe Bitker and Scott Chiamparino sent to Texas to complete deal, September 4.

LEAGUE CHAMPIONSHIP SERIES RECORD

Year	Club/Opp.	AVG.	G	AB	R	H	2B	3B	HR	RBI	BB	SO	SB	CS
1983	CHI vs. BAL	.125	4	16	0	2	0	0	0	0	1	3	0	0
1990	OAK vs. BOS	.357	4	14	2	5	1	0	0	3	2	1	1	0
Totals		.233	8	30	2	7	1	0	0	3	3	4	1	0

WORLD SERIES RECORD

Year	Club/Opp.	AVG.	G	AB	R	H	2B	3B	HR	RBI	BB	SO	SB	CS
1990	OAK vs. CIN	.143	3	7	1	1	0	0	1	2	1	2	0	0

ALL-STAR GAME RECORD

Year	Club/Site	AVG.	G	AB	R	H	2B	3B	HR	RBI	BB	SO	SB	CS
1985	A.L./Minn.	1.000	1	1	0	1	0	0	0	0	0	0	0	0
1986	A.L./Hou.	.000	1	1	0	0	0	0	0	0	0	0	0	0
1987	A.L./Oak.	.000	1	1	0	0	0	0	0	0	0	0	0	0
1989	A.L./Cal.	.333	1	3	1	1	0	0	0	1	0	1	0	0
Totals		.500	4	6	1	2	0	0	0	1	0	1	0	0

BAINES, cont.

VS. AL 1990 AND CAREER

1990	AVG.	AB	H	HR	RBI	CAREER vs. TEAM	AVG.	AB	H	HR	RBI
.278	18	5	0	3	BALTIMORE	.270	433	117	13	60	
.372	43	16	1	7	BOSTON	.291	446	130	14	69	
.400	35	14	2	6	CALIFORNIA	.285	491	140	15	74	
.114	44	5	2	2	CHICAGO	.200	65	13	2	3	
.444	27	12	2	5	CLEVELAND	.313	409	128	12	71	
.286	21	6	0	6	DETROIT	.251	426	107	16	78	
.297	37	11	1	3	KANSAS CITY	.286	423	121	12	54	
.318	22	7	1	2	MILWAUKEE	.300	443	133	12	54	
.250	36	9	0	7	MINNESOTA	.311	408	127	20	75	
.222	36	8	1	7	NEW YORK	.291	433	126	16	72	
.300	30	9	1	5	SEATTLE	.305	463	141	19	81	
.150	20	3	1	4	TEXAS	.292	425	124	21	71	
.250	28	7	2	6	TORONTO	.272	427	116	21	65	
.294	221	65	9	33	BEFORE ASB	.286	3035	868	99	463	
.273	194	53	7	32	AFTER ASB	.291	2743	797	106	437	
.280	200	56	9	40	HOME	.293	2779	815	97	453	
.288	215	62	7	25	AWAY	.283	2999	850	108	447	
.253	91	23	3	15	vs. LEFT						
.293	324	95	13	50	vs. RIGHT						
.286	98	28	6	15	DAY	.303	1559	473	53	260	
.284	317	90	10	50	NIGHT	.283	4219	1192	152	640	
.234	64	15	4	10	APRIL	.259	695	180	21	96	
.254	67	17	1	9	MAY	.279	999	279	24	137	
.358	81	29	4	13	JUNE	.313	1018	319	42	167	
.349	43	15	2	7	JULY	.301	926	279	38	157	
.254	71	18	2	5	AUGUST	.277	1020	283	37	160	
.270	89	24	3	21	SEPT/OCT	.290	1120	325	43	183	

MAJOR LEAGUE FIELDING STATS

OUTFIELD

YEAR	PCT.	G	PO	A	E	TC	DP
1980	.963	137	229	6	9	244	1
1981	.985	80	120	10	2	132	1
1982	.980	161	326	10	7	343	4
1983	.973	155	312	10	9	331	3
1984	.981	147	307	8	6	321	1
1985	.994	159	318	8	2	328	2
1986	.984	141	295	15	5	315	5
1987	1.000	8	13	0	0	13	0
1988	.882	9	14	1	2	17	0
1989	.964	26	54	0	2	56	0
1990	.833	2	5	0	1	6	0
Totals	.979	1025	1993	68	45	2106	17

BAINES' BEST

SEASON

AVG: .309 (1985 & 1989)

H: 198 (1985)

HR: 29 (1984)

RBI: 113 (1985)

SB: 10 (1982)

HIT STREAK: 19 games, 9/3-23, 1983

CAREER GRAND SLAMS: 5, 7/2/85 vs. Seattle; 8/9/84 at New York; 9/15/83 vs. Seattle;

7/11/82 at Toronto; 7/7/82 vs. Detroit

GAME

H: 5 (twice) Last time: 9/18/86 at Seattle

HR: 3 (twice) Last time: 9/17/84 at Minnesota

RBI: 6 (twice) Last time: 6/7/84 vs. California

12

LANCE BLANKENSHIP

IF



Lance Robert Blankenship

1991 Opening Day Age: 27

Born: Portland, Oregon, December 6, 1963

Bats: Right

Throws: Right

Height: 6-0

Weight: 185

Major League Service: 1 year, 137 days

Obtained: Oakland's 10th round selection in the June, 1986 free agent draft.

Contract Status: First year of a one-year contract through 1991.

1990 HIGHLIGHTS -- Was on the A's opening day roster but never did find his stride offensively and was up and down twice between Oakland and Tacoma, the A's Triple-A club...while up with the A's was used in a variety of roles...from a starting infielder and outfielder to a pinch runner...started

games at second base, third base, right and left field...and even made an appearance in center field...appeared in 3 games of the ALCS without an at-bat...did score one run...and then was 0 for 1 in a World Series pinch-hitting appearance...during the season was 2 for his first 6 but then went 1 for 31 before being assigned to Tacoma May 30th...returned to the A's 2 weeks later on June 13th when Canseco went on the DL but it was just 10 days later, June 23rd, that Canseco returned to the lineup and Lance to Triple-A...came back July 16th when Randolph was injured...Blankenship then remained with the Athletics the remainder of the season...at Tacoma played in 24 games...hit .258 with 1 homer and 9 RBI's...walked 14 times and stole 7 bases in 10 attempts...for the A's, had his best streak of the season from mid-July until early September...hit at a .255 clip (14 for 45) plus added 6 walks...went 3 for 22 to open September but then finished the year 4 for his last 11 to run his average up to .191...the highest it had been since it was at .200 on April 20th.

CAREER: 1986--after being a second round choice of the Boston Red Sox in the 1985 June draft, signed with A's after being chosen in 10th round of 1986 June draft...reported to Medford of the Northwest League, where he proceeded to hit .404 in 14 games...had 3 doubles, 2 homers and 17 RBIs...also stole 10 bases...promoted to Modesto of the California League...played in 55 games there, hitting .292...had 50 hits and 47 runs scored in the 55 games...also had 5 doubles, 3 triples and 6 homers. **1987**--actually spent 2 days with the A's in July when injuries cut into Oakland's outfield depth...did not see any game action...was sent back to Huntsville (AA) to finish out the minor league season...opened the year with Modesto (A) and after hitting .274 in 22 games was moved up to Huntsville in May...at Huntsville had an immediate impact...hit .344 in first 11 games with 3 homers and 10 RBIs. **1988**--first full season at Triple-A Tacoma...moved to Oakland for September...was chosen to play in the inaugural Triple-A All-Star game in Buffalo...led the Tigers in walks (96), runs (84) and steals (40)...appeared in 10 games for the A's in September, mostly as a pinch runner and defensive replacement...had 3 at-bats without a hit. **1989**--bounced back and forth between the major league club and Tacoma for much of the season but wound up on the A's 24-man playoff roster...picked up his first major league hit 4/19 at Seattle off Mark Langston...belted first major league homer 2 days later in Oakland off the Angels' Chuck Finley...appeared in 25 games at Tacoma with a .296 average...and 58 games with the A's...made one appearance in the ALCS vs. Toronto without an at-bat and then went 1 for 2 in the Series vs. San Francisco.

PERSONAL/MISCELLANEOUS: Starred in football and baseball at Ygnacio Valley HS in Concord, California, graduating in 1982...attended the University of California for 4 years...first person ever to be named to the All-Pacific 10 Conference baseball team four consecutive years...was also an All-American at Cal in his junior and senior seasons...Lance and his wife, Shannon, who were married last November 10th, make their home in San Ramon, California.

LIFETIME PLAYING RECORD

Year	Club	AVG.	G	AB	R	H	2B	3B	HR	RBI	BB	SO	SB	CS
1986	Medford	.404	14	52	22	21	3	0	2	17	17	9	10	1
	Modesto	.292	55	171	47	50	5	3	6	25	41	39	15	3
1987	Modesto	.274	22	84	14	23	9	2	0	17	12	29	12	3
	Huntsville	.254	107	390	64	99	21	3	4	39	67	61	34	7
	OAKLAND	.000	0	0	0	0	0	0	0	0	0	0	0	0
1988	Tacoma	.265	131	437	84	116	21	8	9	52	96	75	40	12
	OAKLAND	.000	10	3	1	0	0	0	0	0	0	1	0	1
1989	Tacoma	.296	25	98	25	29	8	2	2	9	19	15	5	3
	OAKLAND	.232	58	125	22	29	5	1	1	4	8	31	5	1
1990	Tacoma	.258	24	93	18	24	7	1	1	9	14	16	7	3
	OAKLAND	.191	86	136	18	26	3	0	0	10	20	23	3	1
M.L. Totals		.208	154	264	41	55	8	1	1	14	28	55	8	3

CAREER TRANSACTIONS: 1985 -- Selected by the Boston Red Sox in 2nd round of free-agent draft, June. 1986 -- Selected by the Oakland Athletics in 10th round of free-agent draft, June 2.

BLANKENSHIP, cont.

LEAGUE CHAMPIONSHIP SERIES RECORD

Year	Club/Opp.	AVG.	G	AB	R	H	2B	3B	HR	RBI	BB	SO	SB	CS
1989	OAK vs. TOR	.000	1	0	0	0	0	0	0	0	0	0	0	0
1990	OAK vs. BOS	.000	3	0	1	0	0	0	0	0	0	0	1	0
Totals		.000	4	0	1	0	0	0	0	0	0	0	1	0

WORLD SERIES RECORD

Year	Club/Opp.	AVG.	G	AB	R	H	2B	3B	HR	RBI	BB	SO	SB	CS
1989	OAK vs. S.F.	.500	1	2	1	1	0	0	0	0	0	0	0	0
1990	OAK vs. CIN	.000	1	1	0	0	0	0	0	0	0	1	0	0
Totals		.333	2	3	1	1	0	0	0	0	0	1	0	0

VS. AL 1990 AND CAREER

1990	CAREER										
AVG.	AB	H	HR	RBI	vs. TEAM	AVG.	AB	H	HR	RBI	
.000	8	0	0	0	BALTIMORE	.071	14	1	0	0	
.167	12	2	0	0	BOSTON	.241	29	7	0	2	
.167	24	4	0	2	CALIFORNIA	.192	26	5	1	3	
.000	8	0	0	1	CHICAGO	.000	8	0	0	1	
.231	13	3	0	0	CLEVELAND	.300	30	9	0	0	
.286	7	2	0	0	DETROIT	.214	14	3	0	0	
.200	5	1	0	0	KANSAS CITY	.143	28	4	0	0	
.000	4	0	0	0	MILWAUKEE	.111	9	1	0	0	
.143	14	2	0	1	MINNESOTA	.136	22	3	0	1	
.333	12	4	0	2	NEW YORK	.313	16	5	0	2	
.227	22	5	0	4	SEATTLE	.214	28	6	0	4	
1.000	2	2	0	0	TEXAS	.333	18	6	0	1	
.200	5	1	0	0	TORONTO	.227	22	5	0	0	
.071	42	3	0	3	BEFORE ASB	.172	122	21	1	5	
.245	94	23	0	7	AFTER ASB	.239	142	34	0	9	
.192	73	14	0	6	HOME	.200	135	27	1	9	
.190	63	12	0	4	AWAY	.217	129	28	0	5	
.176	68	12	0	8	vs. LEFT	.205	117	24	1	10	
.206	68	14	0	2	vs. RIGHT	.211	147	31	0	4	
.183	60	11	0	2	DAY	.200	120	24	0	3	
.197	76	15	0	8	NIGHT	.215	144	31	1	11	
.083	24	2	0	2	APRIL	.147	34	5	1	3	
.077	13	1	0	0	MAY	.161	31	5	0	1	
.000	5	0	0	1	JUNE	.159	44	7	0	1	
.211	38	8	0	4	JULY	.232	69	16	0	4	
.278	18	5	0	2	AUGUST	.241	29	7	0	2	
.263	38	10	0	1	SEPT/OCT	.263	57	15	0	3	

MAJOR LEAGUE FIELDING STATS

FIRST BASE

YEAR	PCT.	G	PO	A	E	TC	DP
1990	---	1	0	0	0	0	0
Totals	---	1	0	0	0	0	0

SECOND BASE

YEAR	PCT.	G	PO	A	E	TC	DP
1988	1.000	4	1	1	0	2	0
1989	.987	24	26	48	1	75	10
1990	1.000	20	20	32	0	52	7
Totals	.992	48	47	81	1	129	17

THIRD BASE

YEAR	PCT.	G	PO	A	E	TC	DP
1990	.947	28	17	37	3	57	2
Totals	.947	28	17	37	3	57	2

OUTFIELD

YEAR	PCT.	G	PO	A	E	TC	DP
1989	1.000	25	43	1	0	44	1
1990	.935	28	29	0	2	31	0
Totals	.973	53	72	1	2	75	1

BLANKENSHIP'S BEST SEASON

AVG: .232 (1989)
 H: 29 (1989)
 HR: 1 (1989)
 RBI: 10 (1990)
 SB: 5 (1990)
 HIT STREAK: 4 games, 7/9-18, 1989
 CAREER GRAND SLAMS: 0

GAME

H: 3, 5/30/89 at Boston
 HR: 1, 4/21/89 vs. California
 RBI: 2, (twice), last time: 8/11/90 vs. New York

**Scott David Brosius****1991 Opening Day Age:** 24**Born:** Hillsboro, Oregon, August 15, 1966**Bats:** Right **Throws:** Right**Height:** 6-1 **Weight:** 185**Major League Service:** None**Obtained:** Oakland's 20th round selection in the June, 1987 free agent draft.**Contract Status:** First year of a one-year contract through 1991.

1990 HIGHLIGHTS -- Outstanding offensive year in his second season at Double-A Huntsville...finished in the top five of nine different Southern League offensive categories...led the league in hits (162), doubles (39) and total bases (274)...tied for the league lead in games played (142)...Scott's 23 homers were third best in the loop and topped the A's Player Development System...also finished third in runs scored (94) and fifth in RBI's (88)...was the Stars shortstop for much of the season (100 games) but also saw duty at second base (42 games) and third base (1 game)...named to the Southern League All-Star squad as a utility player.

CAREER: **1987**--after the June draft reported to Medford of the Northwest League...hit .286 and led his club with 49 RBI's...also topped the league with 7 sacrifice flies...**1988**--first full season of professional baseball...played the full year at Madison and finished second in the Midwest League with a .304 average...topped his club in average, runs (82) hits (153) and doubles (28)...**1989**--moved up to Double-A Huntsville...continued to have success with the bat hitting .271 in 128 games...also had 31 extra-base hits and knocked in 60 runs.

PERSONAL/MISCELLANEOUS: Starred in football, basketball and baseball at Rex Putnam High School (Milwaukie, Oregon)...after graduating from high school in 1984 attended Linfield College in McMinnville, Oregon for three years...had never seen a major league game until his first spring training with the A's organization in 1988...currently makes his winter home in Portland, Oregon with his wife, Jennifer.

LIFETIME PLAYING RECORD

Year	Club	AVG.	G	AB	R	H	2B	3B	HR	RBI	BB	SO	SB	CS
1987	Medford	.286	65	255	34	73	18	1	3	49	26	36	5	2
1988	Madison	.304	132	504	82	153	28	2	9	58	56	67	13	12
1989	Huntsville	.271	128	461	68	125	22	2	7	60	58	62	4	6
1990	Huntsville	.296	142	547	94	162	39	2	23	88	81	81	12	3
	Tacoma	.143	3	7	2	1	0	1	0	0	1	3	0	0

CAREER TRANSACTIONS: **1987** -- Selected by the Oakland Athletics in 20th round of free agent draft, June 3.

A's TRIPLE PLAYS

Last year, the A's grounded into their fifth triple play in club history. The A's have also turned five and infielder Wayne Gross participated in four of them.

Turned

May 7, 1979 at Baltimore (Gross to Klutts to Revering) by Gary Roenicke

June 19, 1979 vs. Kansas City (Gross to Edwards to Revering) by Al Cowens

June 23, 1979 vs. Texas (Gross to Armas to Chalk to Armas) by John Grubb

April 27, 1981 vs. California (Picciolo to Revering) by Don Baylor

July 18, 1983 vs. Detroit (Peters to Phillips to Almon to Gross) by John Wockenfuss

Grounded Into


June 23, 1968 vs. Washington by Dave Duncan

July 7, 1973 at Baltimore by Gene Tenace

August 8, 1977 at Texas by Manny Sanguillen

August 12, 1986 vs. Seattle by Carney Lansford

August 8, 1990 vs. Baltimore by Willie Randolph

**Todd Edward Burns****1991 Opening Day Age:** 27**Born:** Maywood, California, July 6, 1963**Bats:** Right **Throws:** Right**Height:** 6-2 **Weight:** 195**Major League Service:** 2 years, 125 days**Obtained:** Oakland's 7th round selection in the June, 1984 free agent draft, regular phase.**Contract Status:** First year of a one-year contract thru 1991.

1990 HIGHLIGHTS – For the second consecutive season Todd was a valuable member of the A's bullpen...used the majority of the season in long relief but did save 3 games and started twice...his start vs. Minnesota on September 13th a memorable one because it was the first game started in 1990 by someone other than the original starting five the A's opened the season with...for the third consecutive season did not work in the ALCS...but did pitch in the World Series...pitched in Games #1 and #3 of the Series...allowed 5 hits and 3 earned runs in 1.2 innings...after the shortened spring it took Todd 4 appearances to get rolling...in his first four outings allowed 7 hits and 4 earned runs over 3.2 Innings...but following his fourth game April 19th did not allow another run until June 8th... 11 appearances covering 16.1 innings to lower his ERA from 9.84 to 1.80 on June 7th...first save of the season was for Moore on May 7th at New York...May 30th worked 3.1 scoreless innings to pick up first win of the year at home vs. Toronto...second win 2 weeks later vs. Texas at home June 13th...first two losses of the season came within 5 days...June 27th and July 1st...allowed game-winning homer to Heath vs. Detroit on June 27th...then dropped a 4-3 decision at Toronto July 1st...at the All-Star break was 2-2 with the 1 save...an ERA of 2.53 in 24 games...second save of the year July 25th vs. California...Todd went 3.1 innings to save a win for Young...ran into a bad streak in his 7 outings following that save...allowed 6 earned runs in 11.2 innings to run his ERA back over 3.00 for the first time since mid-May...third loss of year came during the streak at California 8/4...got himself back on track and his ERA under 3.00 with his longest relief stint of the season on September 1st vs. Texas...worked 6.2 shutout relief innings...allowed just 2 hits...then recorded his third and final save of the year September 7th at New York...worked 4.0 scoreless innings vs. the Yankees to save another win for Curt Young...for September worked in 7 games, which included his two starts...vs. the Twins on the 13th, and in Texas on the 29th...in the start vs. Minnesota picked up no decision despite allowing just 1 run and 3 hits over 7.0 innings...his final appearance of the season was the start in Texas on the 29th...picked up the win allowing 2 earned runs in 5.2 innings...for September allowed just 6 earned runs over 28.0 innings (1.93 ERA)...Todd continued his career pattern of strong pitching at the Coliseum...in 1990 was 2-1 at home with a 2.58 ERA and 2 of his 3 saves...lifetime is now 11-3 in 58 home appearances, with an ERA at the Coliseum of 2.28 (154.0 IP, 39 ER).

CAREER: 1984--was the A's 7th round selection in the June, 1984 free agent draft...spent the year with Medford of the Northwest League and Madison of the Midwest League...went 3-0 with a 0.50 ERA with Medford and 3-2 with a 2.57 ERA in Madison. **1985**--started the year with Madison, going 8-8 with a 3.66 ERA...started 19 of the 20 games he appeared in...moved up to Huntsville and started 4 games...went 3-1 with a 1.19 ERA. **1986**--started the season with Double-A Huntsville...got off to a hot start in April, going 2-1 in 4 starts with a 2.36 ERA...slumped somewhat in May, going 1-1 with a 5.08 ERA...continued to pitch well in June, despite a 3-3 record that month...won his first 3 starts that month, averaging 8 innings per outing...his last 3 starts in June resulted in losses, but one of the losses was

a nine-inning effort when he surrendered only 6 hits...was moved up to Tacoma on July 26th, leaving Huntsville with a 7-7 record and a 3.75 ERA...first action with the Tigers was on July 29th against Edmonton...he pitched in relief in that game, going 1.1 innings and giving up 1 run on 3 hits...made 11 appearances for Tacoma, all in relief, and fared quite well...he had a 0-1 record with a 2.16 ERA in 16.2 innings. **1987**--opened the year at Huntsville (AA)...was 3-4 with the Stars in 34 relief appearances...added 7 saves...excellent strikeout to walk ratio...walked just 17 while striking out 54 in 63.2 innings...moved up to Tacoma on July 10th...was used majority of the time as a setup man at Tacoma...made 21 relief appearances for the Tigers...finished 2-2 with no saves...struck out 30 in 27.2 innings while walking 16...combined at Huntsville and Tacoma to strike out 84 in 91.1 innings...walked just 33. **1988**--recalled from Tacoma on May 31st and made his ML debut that night vs. New York...went right back to Tacoma the next day but returned to stay on June 18th...from that date on was used in long relief and as the 5th starter...first ML win was in relief at Toronto July 3rd...first ML save came at Milwaukee September 28th...did not appear in the ALCS vs. Boston...one World Series appearance was in the 9th inning of the 5th and final game, retiring the only hitter he faced. **1989**-- first full major league season for Todd...finished the year with 83.1 relief innings to top the A's pen...made two starts during the season and the first one, in New York, was one to remember...retired 19 of the 20 hitters he faced at Yankee Stadium May 26th...wound up with a career high total of 8 saves.

PERSONAL/MISCELLANEOUS: Graduated from Sante Fe High School (California) in 1981...attended Oral Roberts University for three years...is an avid fisherman...Todd and wife Andrea reside in Huntsville, Alabama with their daughter, Kelsey, in the off-season.

LIFETIME PITCHING RECORD

Year	Club	W	L	ERA	G	GS	CG	SHO	SV	IP	H	R	ER	BB	SO
1984	Medford	3	0	0.50	22	0	0	0	8	36.1	21	4	2	12	63
	Madison	3	2	2.57	10	0	0	0	1	14.0	11	4	4	3	20
1985	Madison	8	8	3.66	20	19	5	3	0	123.0	109	55	50	40	94
	Huntsville	3	1	1.19	4	4	1	1	0	22.2	16	6	3	13	8
1986	Huntsville	7	7	3.75	20	18	5	3	0	124.2	122	59	52	39	77
	Tacoma	0	1	2.16	11	0	0	0	2	16.2	11	4	4	12	14
1987	Huntsville	3	4	2.97	34	0	0	0	7	63.2	49	24	21	17	54
	Tacoma	2	2	4.88	21	0	0	0	0	27.2	27	16	15	16	30
1988	Tacoma	4	3	3.68	21	5	1	0	1	73.1	74	39	30	26	59
	OAKLAND	8	2	3.16	17	14	2	0	1	102.2	93	38	36	34	57
1989	OAKLAND	6	5	2.24	50	2	0	0	8	96.1	66	27	24	28	49
1990	OAKLAND	3	3	2.97	43	2	0	0	3	78.2	78	28	26	32	43
M.L. TOTALS		17	10	2.79	110	18	2	0	12	277.2	237	93	86	94	149

CAREER TRANSACTIONS: 1984 -- Selected by the Oakland Athletics in 7th round of free-agent draft, June 4.

LEAGUE CHAMPIONSHIP SERIES RECORD

Year	Club/Opp.	W	L	ERA	G	GS	CG	SHO	SV	IP	H	R	ER	BB	SO
1988	OAK vs. BOS														
1989	OAK vs. TOR														
1990	OAK vs. BOS														

WORLD SERIES RECORD

Year	Club/Opp.	W	L	ERA	G	GS	CG	SHO	SV	IP	H	R	ER	BB	SO
1988	OAK vs. L.A.	0	0	0.00	1	0	0	0	0	0.1	0	0	0	0	0
1989	OAK vs. S.F.	0	0	0.00	2	0	0	0	0	1.2	1	0	0	1	0
1990	OAK vs. CIN	0	0	16.20	2	0	0	0	0	1.2	5	3	3	2	0
Totals		0	0	7.36	5	0	0	0	0	3.2	6	3	3	3	0

DID YOU KNOW...

That only four players who played for the Oakland A's are currently in the Hall of Fame. They are Catfish Hunter, Billy Williams, Willie McCovey and Joe Morgan.

BURNS, cont.

VS. AL 1990 AND CAREER

1990						CAREER										
ERA	W	L	SV	G	IP	H	ER	vs. TEAM	ERA	W	L	SV	G	IP	H	ER
0.00	0	0	0	3	2.0	0	0	BALTIMORE	1.84	2	0	0	7	14.2	12	3
0.00	0	0	0	1	0.2	2	0	BOSTON	4.74	1	1	0	6	19.0	24	10
5.91	0	1	1	5	10.2	11	7	CALIFORNIA	4.18	1	1	2	12	32.1	24	15
10.13	0	0	0	2	2.2	4	3	CHICAGO	4.66	1	0	0	5	9.2	13	5
0.00	0	0	0	1	1.2	1	0	CLEVELAND	2.33	1	0	1	7	19.1	21	5
7.36	0	1	0	5	7.1	10	6	DETROIT	3.43	1	1	1	10	21.0	17	8
4.91	0	0	0	3	3.2	8	2	KANSAS CITY	4.50	0	2	1	9	12.0	12	6
0.00	0	0	0	5	6.2	3	0	MILWAUKEE	1.73	1	1	1	10	26.0	21	5
0.60	0	0	0	5	15.0	13	1	MINNESOTA	1.37	1	1	1	10	26.1	21	4
0.00	0	0	2	3	6.2	2	0	NEW YORK	0.95	1	0	3	8	19.0	6	2
10.80	0	0	0	3	1.2	5	2	SEATTLE	3.78	1	0	1	7	16.2	17	7
1.17	2	0	0	4	15.1	12	2	TEXAS	2.47	3	2	0	11	43.2	38	12
5.79	1	1	0	3	4.2	7	3	TORONTO	2.00	3	1	1	8	18.0	11	4
2.53	2	2	1	24	32.0	31	9	BEFORE ASB	2.43	7	4	7	56	122.0	97	33
3.28	1	1	2	19	46.2	47	17	AFTER ASB	3.06	10	6	5	54	155.2	140	53
2.85	2	1	2	22	41.0	39	13	HOME	2.28	11	3	7	58	154.0	123	39
3.11	1	2	1	21	37.2	39	13	AWAY	3.42	6	7	5	52	123.2	114	47
2.37	2	2	1	17	30.1	25	8	DAY	2.78	8	4	8	45	120.0	92	37
3.35	1	1	2	26	48.1	53	18	NIGHT	2.80	9	6	4	65	157.2	145	49
6.75	0	0	0	6	5.1	8	4	APRIL	3.22	1	0	1	13	22.1	18	8
0.00	1	0	1	8	13.1	10	0	MAY	1.14	4	0	2	15	39.1	28	5
3.86	1	1	0	7	9.1	10	4	JUNE	2.36	1	3	2	18	42.0	34	11
2.77	0	1	1	8	13.0	15	4	JULY	3.22	5	1	4	24	58.2	53	21
6.75	0	1	0	6	8.0	10	6	AUGUST	4.72	3	2	1	19	47.2	47	23
2.43	1	0	1	8	29.2	25	8	SEPT/OCT	2.39	3	4	2	21	67.2	57	18

MAJOR LEAGUE FIELDING STATS

PITCHER

YEAR	PCT.	G	PO	A	E	TC	DP
1988	1.000	17	3	11	0	14	1
1989	.857	50	9	9	3	21	1
1990	1.000	43	2	7	0	9	1
Totals	.932	110	14	27	3	44	3


BURNS' BEST

SEASON
 W: 8 (1988)
 SV: 8 (1989)
 CG: 2 (1988)
 ERA: 2.24 (1989)
 G: 50 (1989)
 IP: 102.2 (1988)
 SO: 57 (1988)
 LONGEST WINNING STREAK: 5, 7/3-8/12, 1988
 LONGEST LOSING STREAK: 3 (twice), 6/27-8/4, 1990
 GAME
 LOW HIT CG: 7, 9/15/88 vs. Texas
 IP: 9 (twice), last time: 9/15/88 vs. Texas
 SO: 7, 7/27/88 at California

33

JOSE CANSECO

OF



Jose Canseco

1991 Opening Day Age: 26

Born: Havana, Cuba, July 2, 1964

Bats: Right **Throws:** Right

Height: 6-4 **Weight:** 240

Major League Service: 5 years, 35 days

Obtained: Oakland's 15th round selection in the June, 1982 free agent draft, regular phase.

Contract Status: First year of a five-year contract through 1995.

1990 HIGHLIGHTS -- Despite a back problem (diagnosed as a slightly protruding disc in his lower back) that caused Jose to miss 31 games on the season he still produced a strong season...finished second on the club to McGwire with 37 homers and 101 RBI's...his homer total the third best in the league behind Fielder and McGwire...37 homers also the second best

total of his career...exceeded only by the 42 he hit during his 1988 MVP season...reached 100 RBI's for the fourth time in his career...he is the only member of the Oakland A's to top 100 RBI's four times...Jose going over the 100 figure on the next to the last day of the season...his final total of 101 the fourth best in the loop...his final slugging percentage of .543 was third best, trailing Fielder and another teammate, Rickey Henderson...he also topped A's outfielders with 7 assists from his position in rightfield...finished up just 3 for 23 in post season play with 1 homer and 3 RBI's...was 2 for 11 in the ALCS starting all 4 games...and then was 1 for 12 (a homer in Game #2 in Cincinnati) in the Series...did not start Game #4 in Oakland when his back problems kicked up...for the season got off to a great start...was hitting .406 after 9 games with 2 homers and 6 RBI's...put together a brilliant May...had the first of his seven 1990 2 homer games May 7th in the Coliseum vs. New York...in a 5 game stretch May 12-16th put on an offensive show...went 10 for 21 with 5 homers and 7 RBI's...then in a 6 game span from May 21 to the 26th was 13 for 24 with 5 homers and 16 RBI's...included in that barrage his first career regular season grand slam...at Toronto May 22nd...a blast that carried onto the glass of the restaurant in centerfield...some 500 feet away...for the month of May hit .353 with 13 homers and 35 RBI's in 27 games...back problems forced Jose on the disabled list June 8th...he spent several days in traction and after 15 days returned to the lineup June 23rd vs. Chicago...in his first at-bat the White Sox' Jack McDowell hit Jose on the wrist and that was another injury that was slow to heal...after his red hot May was 5 for 31 in June with 2 homers and 3 RBI's...but began to find his stroke in July...in his final 3 games before the All-Star break was 5 for 13 with 2 homers and 4 RBI's...the last homer was another titantic shot...this one at Cleveland Stadium July 8th...it almost carried into the permanent bleachers in left-center field...named on more All-Star ballots than any player in baseball Jose made his third All-Star appearance, second start, at the game in Chicago's Wrigley Field...returned after the break to post big numbers again...in his first 24 games after the break hit .344 (31 for 90) with 12 homers and 28 RBI's...capped the streak with a 2 homer, 5 RBI night in Anaheim August 2nd...but following that game in Anaheim Jose's offense slowed...would hit just 3 more homers the rest of 1990...and knock in 19 runs in 45 games...prior to the addition of Harold Baines on August 29th Jose served as the A's DH in 41 games...played the DH role just twice after the trade for Baines...still Jose had more at-bats in the DH position (159) than anyone else on the club...wound up hitting .233 as the DH with 6 homers and 25 RBI's...hit 19 homers on the road and 18 at home.

CAREER: 1982--drafted by the A's in the 15th round...played with both Miami (Florida State League) and Idaho Falls (Pioneer League). 1983--split the season between Madison and Medford, both A-Level...despite leading the Northwest League in strikeouts with 78 at Medford, Jose was voted Best Hitting Prospect and Hitter With the Best Power in a league poll...was the All-Star designated hitter...played for the A's Arizona Instructional League Team and led the league in RBIs (26) and tied for the lead in homers (4). 1984--Canseco led Modesto (A) with 15 homers and 73 RBIs...also drove home 13 game-winners...2nd on the team with 21 doubles...added 7 sacrifice flies and 74 walks...his long 2-run homer was the difference in Modesto's deciding divisional playoff game against Redwood as Modesto went on to take the league title...struck out 127 times in 116 games...had 17 assists and started 8 double plays from his outfield position. 1985--started the season in Double-A Huntsville, before being promoted to Triple-A Tacoma and finally to Oakland...in 58 games with the Stars, hit .318 with 25

A's ONE-SEASON MILESTONES

100 OR MORE RBIs

Tony Armas (109, 1980)

Sal Bando (113, 1969; 104, 1975; 103, 1974)

JOSE CANSECO (124, 1988; 117, 1986; 113, 1987; 101, 1990)

Reggie Jackson (118, 1969; 117, 1973)

Dave Kingman (118, 1984)

MARK MCGWIRE (118, 1987; 108, 1990)

home runs and 80 RBIs...promoted to Tacoma on July 2 and hit .525 in his first 16 games with the Tigers...finished stay at Tacoma with a .348 average, 11 homers and 47 RBIs in 60 games...earned a promotion to Oakland on September 2nd...made his major league debut September 2nd as a pinch hitter against Baltimore, striking out on three pitches...struck out 12 of first 24 at-bats...hit first homer on September 9th against Jeff Russell of Texas...belted second homer off Joel Davis of Chicago on September 21st, the 40th homer ever to reach the roof at Comiskey Park...his average hit a high mark of .324 September 28th vs. the White Sox before finishing at .302 with five homers and 23 RBIs...for the year, Canseco had a total of 41 homers, 140 RBIs and a .328 average...was named Minor League Player of the Year by *Baseball America*. **1986**--had an outstanding season in his first full year in the majors...his impressive numbers were rewarded at the end of the season when he was voted the American League Rookie of the Year by both *The Sporting News* and the Baseball Writers Association of America...Jose got off to a good start and his average was at .268 on August 9th, but a 7 for 68 slump saw his average fall to .241...ended the season with a .240 mark with 33 homers and 117 RBIs...finished second in the league in RBIs, 4th in homers, and tied for second in GWRBIs with 14...set new Oakland record with 175 strikeouts for the year. **1987**--followed up his AL Rookie of the Year campaign with another strong season...finished second on the club to McGwire with 31 homers, 296 total bases, 45 multiple-hit games and 113 RBIs...RBI total 6th best in the loop...the first Oakland A to ever put together back-to-back 100-plus RBI seasons...leader on the club with 38 RBIs that either tied the game or put the A's in the lead...also led the A's with 162 hits...July was Canseco's top month of year as he hit .319 in the month with 8 homers and 28 RBIs in 27 games...reached a personal milestone July 21st when he homered into the upper-deck center field bleachers at Tiger Stadium...the blast off Walt Terrell gave Jose at least one homer in every AL park after two full years in the major leagues...homered vs. every AL club in 1987. **1988**--Jose had a brilliant season...became the charter member of the 40/40 club with 42 homers and 40 steals...named unanimously as the BBWAA AL Most Valuable Player, only 7th player to earn that distinction and first in 15 years (last one was the A's Reggie Jackson)...named *The Sporting News* and Associated Press Player of the Year...led the major leagues in homers (42), RBIs (124) and slugging percentage (.569)...his RBI total set a new Oakland standard...also topped the AL in extra-base hits with 76...27 of his 42 homers either tied the game or put the A's in front...had the first three-homer game of his career at Toronto July 3rd...named to the AL starting lineup for the All-Star game in Cincinnati...was named on more ballots than any AL player...cracked his 100th career homer August 1st in Chicago off Melido Perez...hit .313 in the ALCS with 3 homers...opened the World

1988-90 AMERICAN LEAGUE MVP BALLOTING

	1st	2nd	3rd	4th	5th	6th	7th	8th	9th	10th	TOTAL
Canseco, OAK	28	-	-	-	-	-	4	2	2	-	418
R. Henderson, NY-OAK	14	11	2	1	3	3	9	1	-	2	392
Eckersley, OAK	4	-	5	7	20	13	5	8	4	2	384
Puckett, MINN	-	7	16	8	2	3	5	1	3	-	303
Yount, MIL	8	6	5	4	2	3	3	3	3	2	290
Fielder, DET	10	8	5	4	1	-	-	-	-	-	286
Greenwell, BOS	-	20	6	2	-	-	-	-	-	-	242
Sierra, TEX	6	5	7	4	1	-	-	2	1	1	228
Ripken, Jr., BAL	6	3	3	7	1	4	-	2	-	2	218
Clemens, BOS	3	4	7	5	4	3	1	-	-	-	212
Bell, TOR	4	9	4	1	2	2	1	-	1	1	205
Gruber, TOR	-	2	12	3	4	1	2	-	1	1	175
Thigpen, CH	-	3	-	12	4	4	3	1	-	-	170
Winfield, NY	-	1	3	12	4	3	1	-	1	2	164
McGriff, TOR	-	1	-	1	4	6	6	7	8	4	135
Boggs, BOS	-	-	-	2	6	5	4	3	6	3	115
Stewart, OAK	-	-	2	4	1	4	1	3	2	2	89
Brett, KC	-	-	-	1	4	1	5	6	3	9	89

Series with a grand slam off Belcher in Game 1, but that ended up being his only hit as he finished up hitting just .053 (1 for 19). **1989**-- missed the entire first half of the season (88 games) due to a stress fracture of the hook of the hamate bone in his left hand...had just 9 at-bats in Cactus League play before going down with the injury...had surgery on 5/10 to repair the fracture...homered in just his fourth at-bat after his return...in fact had 5 homers in his first 9 games back...earned AL Player of the Week honors in late August with 5 homers and 14 RBI's in a 6 game stretch...had 7 homers and 23 RBI's in 25 September games...despite missing time with his injury still finished third on the club in homers and 4th in RBI's...his .542 slugging percentage topped the A's....hit .294 in the ALCS vs. Toronto...belted one homer and that was the tremendous shot in Game #4 in the SkyDome off Flanagan...a blast that carried into the fifth deck...started the Series slowly vs. San Francisco going 0 for his first 7 but finished with 5 hits in his last 7 at-bats including a 3-run homer in Game #3 at Candlestick...ended the Fall Classic with a .357 average, the one homer plus 3 RBI's and 4 walks.

PERSONAL/MISCELLANEOUS: Graduated from Coral Park Senior High School (Miami, FL) in 1982...batted .400 his senior year and was named to the All-Greater Miami Athletic Conference first team...his twin brother, Ozzie Canseco, a former member of the A's organization, now plays in Japan for the Kintetsu Buffaloes...lists bowling as one of his hobbies...Jose spends the winter months in Miami, Florida.

LIFETIME PLAYING RECORD

Year	Club	AVG.	G	AB	R	H	2B	3B	HR	RBI	BB	SO	SB	CS
1982	Miami	.111	6	9	0	1	0	0	0	0	1	3	0	0
	Idaho Falls	.263	28	57	13	15	3	0	2	7	9	13	3	0
1983	Madison	.159	34	88	8	14	4	0	3	10	10	36	2	2
	Medford	.269	59	197	34	53	15	2	11	40	30	78	6	2
1984	Modesto	.276	116	410	61	113	21	2	15	73	74	127	10	6
1985	Huntsville	.318	58	211	47	67	10	2	25	80	30	55	6	0
	Tacoma	.348	60	233	41	81	16	1	11	47	40	66	5	0
	OAKLAND	.302	29	96	16	29	3	0	5	13	4	31	1	0
1986	OAKLAND	.240	157	600	85	144	29	1	33	117	65	175	15	7
1987	OAKLAND	.257	159	630	81	162	35	3	31	113	50	157	15	3
1988	OAKLAND	.307	158	610	120	187	34	0	42	124	78	128	40	16
1989	Huntsville	.207	9	29	2	6	0	0	0	3	5	11	1	0
	OAKLAND	.269	65	227	40	61	9	1	17	57	23	69	6	3
1990	OAKLAND	.274	131	481	83	132	14	2	37	101	72	158	19	10
M.L. Totals		.270	699	2644	425	715	124	7	165	525	292	718	96	39

CAREER TRANSACTIONS: 1982 -- Selected by the Oakland Athletics in 15th round of free-agent draft, June 7. 1985 -- On disabled list, May 14 to June 3. 1989 -- On disabled list March 23 to July 13; included rehabilitation disability assignment to Huntsville, May 6 and June 28 to July 13. 1990 -- On disabled list, June 8 to June 23.

LEAGUE CHAMPIONSHIP SERIES RECORD

Year	Club/Opp.	AVG.	G	AB	R	H	2B	3B	HR	RBI	BB	SO	SB	CS
1988	OAK vs. BOS	.313	4	16	4	5	1	0	3	4	1	2	1	1
1989	OAK vs. TOR	.294	5	17	1	5	0	0	1	3	3	7	0	2
1990	OAK vs. BOS	.182	4	11	3	2	0	0	0	1	5	5	2	0
Totals		.273	13	44	8	12	1	0	4	8	9	14	3	3

WORLD SERIES RECORD

Year	Club/Opp.	AVG.	G	AB	R	H	2B	3B	HR	RBI	BB	SO	SB	CS
1988	OAK vs. L.A.	.053	5	19	1	1	0	0	1	5	2	4	1	0
1989	OAK vs. S.F.	.357	4	14	5	5	0	0	1	3	4	3	1	0
1990	OAK vs. CIN	.083	4	12	1	1	0	0	1	2	2	3	0	0
Totals		.156	13	45	7	7	0	0	3	10	8	10	2	0

ALL-STAR GAME RECORD

Year	Club/Site	AVG.	G	AB	R	H	2B	3B	HR	RBI	BB	SO	SB	CS
1986	A.L./Hou.													
(Did not play)														
1988	A.L./Cin.	.000	1	4	0	0	0	0	0	0	0	1	0	0
1989	A.L./Cal.													
(Injured, did not play)														
1990	A.L./Chi. (N)	.000	1	4	0	0	0	0	0	0	1	1	1	0
Totals		.000	2	8	0	0	0	0	0	0	1	2	1	0

CANSECO, cont.

VS. AL 1990 AND CAREER

1990 AVG.	AB	H	HR	RBI	CAREER vs. TEAM	AVG.	AB	H	HR	RBI
.255	47	12	2	7	BALTIMORE	.256	207	53	12	33
.107	28	3	1	4	BOSTON	.283	191	54	13	36
.413	46	19	6	19	CALIFORNIA	.274	201	55	13	47
.217	23	5	0	2	CHICAGO	.261	211	55	11	38
.413	46	19	7	13	CLEVELAND	.341	226	77	18	66
.167	18	3	1	3	DETROIT	.250	160	40	7	24
.231	26	6	1	2	KANSAS CITY	.213	211	45	5	18
.196	46	9	3	10	MILWAUKEE	.254	197	50	12	38
.306	49	15	6	10	MINNESOTA	.264	208	55	15	42
.342	38	13	4	7	NEW YORK	.288	215	62	19	51
.163	49	8	1	5	SEATTLE	.251	207	52	10	41
.206	34	7	1	6	TEXAS	.261	223	53	13	37
.419	31	13	4	13	TORONTO	.342	187	64	17	54
.293	232	68	22	54	BEFORE ASB	.282	1255	354	87	254
.257	249	64	15	47	AFTER ASB	.260	1389	361	78	271
.258	217	56	18	43	HOME	.267	1253	335	76	246
.288	264	76	19	58	AWAY	.273	1391	380	89	279
.276	123	34	12	28	vs. LEFT	.297	740	220	53	159
.274	358	98	25	73	vs. RIGHT	.260	1904	495	112	366
.285	165	47	14	38	DAY	.270	998	269	63	215
.269	316	85	23	63	NIGHT	.271	1646	446	102	310
.300	70	21	5	12	APRIL	.280	314	88	19	65
.353	102	36	13	35	MAY	.292	421	123	32	92
.161	31	5	2	3	JUNE	.260	346	90	22	63
.300	110	33	12	27	JULY	.290	473	137	39	106
.212	85	18	3	11	AUGUST	.246	505	124	21	90
.229	83	19	2	13	SEPT/OCT	.262	585	153	32	109

MAJOR LEAGUE FIELDING STATS

OUTFIELD

YEAR	PCT.	G	PO	A	E	TC	DP
1985	.951	26	56	2	3	61	1
1986	.958	155	319	4	14	337	1
1987	.975	130	263	12	7	282	3
1988	.978	144	304	11	7	322	3
1989	.976	56	118	5	3	126	2
1990	.995	88	182	7	1	190	2
Totals	.973	599	1242	41	35	1318	12


CANSECO'S BEST SEASON

AVG: .307 (1988)
 H: 187 (1988)
 HR: 42 (1988)
 RBI: 124 (1988)
 SB: 40 (1988)
 HIT STREAK: 11 games (twice), last time: 8/29-9/8, 1988
 CAREER GRAND SLAMS: 1, 5/22/90 at Toronto
GAME
 H: 4, (8 times), last time: 8/2/90 at California
 HR: 3, (16 innings) 7/3/88 at Toronto
 RBI: 6, (twice), last time: 7/25/90 vs. California

49

STEVE CHITREN

RHP



Stephen Vincent Chitren

1991 Opening Day Age: 23

Born: Tokyo, Japan, June 8, 1967

Bats: Right **Throws:** Right

Height: 6-0 **Weight:** 180

Major League Service: 32 days

Obtained: Oakland's 6th round selection in the June, 1989 free agent draft.

Contract Status: First year of a one-year contract through 1991.

1990 HIGHLIGHTS -- First full season of pro baseball and by September had worked his way from Double-A baseball all the way to Oakland...spent a full year at Huntsville where his 27 saves topped the Southern League...that figure also led the A's minor league system...in addition to his save total was 2-4 with club low 1.68 ERA...allowed just 32 hits and

struckout 61 in 53.2 innings...named to the Southern League All-Star squad...at the conclusion of Huntsville's season moved up to Tacoma on August 31st...appeared in just 1 game for the Tigers before the A's called him up for the final month of the major league season...was very impressive during September...allowed no runs and just 3 hits in his first 16.1 innings...finest and longest major league outing September 16th vs. Minnesota...in 6.1 relief innings allowed just 1 hit and no runs, walked none and struckout 6...no decision in the A's win...recorded his first M.L. win in the only appearance he allowed a run...September 30th at Texas...worked 2 innings and allowed 2 earned runs...but was the winner 4-3...Joe Klink the save...finished up the season working 1, 1 scoreless innings vs. California October 3rd...was not eligible for the A's post season play.

CAREER: 1989--drafted by the A's in the sixth round out of Stanford University...made just two relief appearances at Southern Oregon before finishing out the year in the Midwest League at Madison...gave a glimpse of things to come by going 2-1 with 7 saves in 20 games at Madison...had a 1.19 ERA...in 22.2 innings walked just 4 and struckout 17.

PERSONAL/MISCELLANEOUS: Graduated from Valley High School in Las Vegas, Nevada (1985)...voted Southern Nevada Player of the Year in 1985...pitched in the 1984 American Legion World Series...graduated from Stanford University with a B.A. degree in Biology...has interests in sports medicine and physical therapy...was the bullpen "closer" for the the 1987 and 1988 Stanford NCAA champions...was on the mound for the final out in both championship games...holds the Stanford single season (13) and career (26) saves record...career save total ties Steve for the Pac-10 career mark...was first team All Pac-10 in both 1987 and 1989...born in Tokyo, Japan while his father was stationed there with the Army...Steve is single and resides in Las Vegas, Nevada.

LIFETIME PITCHING RECORD

Year	Club	W	L	ERA	G	GS	CG	SHO	SV	IP	H	R	ER	BB	SO
1989	Madison	2	1	1.19	20	0	0	0	7	22.2	13	3	3	4	17
	Southern Oregon	0	0	1.80	2	0	0	0	0	5.0	3	2	1	2	3
1990	Huntsville	2	4	1.68	48	0	0	0	27	53.2	32	18	10	22	61
	Tacoma	0	0	0.00	1	0	0	0	0	0.2	1	0	0	0	2
	OAKLAND	1	0	1.02	8	0	0	0	0	17.2	7	2	2	4	19
M.L. TOTALS		1	0	1.02	8	0	0	0	0	17.2	7	2	2	4	19

CAREER TRANSACTIONS: 1989 -- Selected by the Oakland Athletics in 6th round of free-agent draft, June 5.

VS. AL 1990 AND CAREER

1990	ERA	W	L	SV	G	IP	H	ER	CAREER vs. TEAM	ERA	W	L	SV	G	IP	H	ER
---	0	0	0	0	0.0	0	0	0	BALTIMORE	---	0	0	0	0	0.0	0	0
0.00	0	0	0	1	1.0	0	0	0	BOSTON	0.00	0	0	0	1	1.0	0	0
0.00	0	0	0	1	1.1	1	0	0	CALIFORNIA	0.00	0	0	0	1	1.1	1	0
---	0	0	0	0	0.0	0	0	0	CHICAGO	---	0	0	0	0	0.0	0	0
---	0	0	0	0	0.0	0	0	0	CLEVELAND	---	0	0	0	0	0.0	0	0
0.00	0	0	0	1	2.0	0	0	0	DETROIT	0.00	0	0	0	1	2.0	0	0
---	0	0	0	0	0.0	0	0	0	KANSAS CITY	---	0	0	0	0	0.0	0	0
---	0	0	0	0	0.0	0	0	0	MILWAUKEE	---	0	0	0	0	0.0	0	0
0.00	0	0	0	1	6.1	1	0	0	MINNESOTA	0.00	0	0	0	1	6.1	1	0
---	0	0	0	0	0.0	0	0	0	NEW YORK	---	0	0	0	0	0.0	0	0
0.00	0	0	0	2	2.0	0	0	0	SEATTLE	0.00	0	0	0	2	2.0	0	0
3.60	1	0	0	2	5.0	5	2	2	TEXAS	3.60	1	0	0	2	5.0	5	2
---	0	0	0	0	0.0	0	0	0	TORONTO	---	0	0	0	0	0.0	0	0
---	0	0	0	0	0.0	0	0	0	BEFORE ASB	---	0	0	0	0	0.0	0	0
1.02	1	0	0	8	17.2	7	2	2	AFTER ASB	1.02	1	0	0	8	17.2	7	2
0.00	0	0	0	3	9.2	2	0	0	HOME	0.00	0	0	0	3	9.2	2	0
2.25	1	0	0	5	8.0	5	2	2	AWAY	2.25	1	0	0	5	8.0	5	2
1.42	1	0	0	5	12.2	6	2	2	DAY	1.42	1	0	0	5	12.2	6	2
0.00	0	0	0	3	5.0	1	0	0	NIGHT	0.00	0	0	0	3	5.0	1	0
---	0	0	0	0	0.0	0	0	0	APRIL	---	0	0	0	0	0.0	0	0
---	0	0	0	0	0.0	0	0	0	MAY	---	0	0	0	0	0.0	0	0
---	0	0	0	0	0.0	0	0	0	JUNE	---	0	0	0	0	0.0	0	0
---	0	0	0	0	0.0	0	0	0	JULY	---	0	0	0	0	0.0	0	0
---	0	0	0	0	0.0	0	0	0	AUGUST	---	0	0	0	0	0.0	0	0
1.02	1	0	0	8	17.2	7	2	2	SEPT/OCT	1.02	1	0	0	8	17.2	7	2

MAJOR LEAGUE FIELDING STATS

PITCHER

YEAR	PCT.	G	PO	A	E	TC	DP
1990	1.000	8	1	2	0	3	0
Totals	1.000	8	1	2	0	3	0

CHITREN'S BEST


SEASON

W: 1 (1990)
 SV: --
 CG: --
 ERA: 1.02 (1990)
 G: 8 (1990)
 IP: 17.2 (1990)
 SO: 19 (1990)
 LONGEST WINNING STREAK: 1, 9/30/90
 LONGEST LOSING STREAK: none
 GAME
 LOW HIT CG: none
 IP: 6.1, 9/16/90 vs. Minnesota
 SO: 6, 9/16-90 vs. Minnesota

43

DENNIS ECKERSLEY

RHP



Dennis Lee Eckersley

1991 Opening Day Age: 36

Born: Oakland, California, October 3, 1954

Bats: Right Throws: Right

Height: 6-2 Weight: 195

Major League Service: 16 years

Obtained: Acquired from the Chicago Cubs with infielder Dan Rohn in exchange for outfielder Dave Wilder, infielder Brian Guinn and pitcher Mark Leonette, April 3, 1987.

Contract Status: Second year of a three-year contract extension through the 1992 season.

1990 HIGHLIGHTS -- In his third year of pitching strictly in relief the "Eck" put together another amazing season...it may have been his best season yet in the "stopper" role...48 saves the second best season save total in major league history...Thigpen's 57 last year the record...Dennis finished fifth in the 1990 AL Cy Young balloting and sixth in the AL MVP voting...including one first place MVP vote...since taking over as the A's closer in 1988 has saved 126 games in 143 opportunities (88%) overall now has 142 saves in an A's uniform...an Athletics career record...with a save over the Twins on September 15th of last year Eckersley surpassed Rollie Fingers' old standard of 137...did not walk a hitter until June 12th...walked the Rangers' Julio Franco on the 12th to snap a string of 185 consecutive hitters without a walk...a span over two seasons that reached 52.0 innings...for the year walked just 4 in 73.1 innings and now for the past two seasons has walked 7 (1 intentional) in 131.0 innings...or 1 every 18.0 innings...had more saves than hits and walks combined (45 hits and walks, 48 saves)...for the year converted 96% of his save opportunities (48 saves in 50 opportunities) the best ratio of his relief career...saved his first 20 opportunities before his first walk led to a blown save vs. Texas June 12th...then ripped off 19 more saves before his second blown opportunity August 30th when Bo Jackson homered to tie the game in the 8th...ended the season with a streak of 9 consecutive converted opportunities...had 48 saves despite just 8 opportunities after September 1st...Eck became only the third man in the history of the game to have two seasons of 40 or more saves, joining Dan Quisenberry and Jeff Reardon...he recorded his 100th career save April 15th in Seattle to become only the 6th pitcher to have at least 100 saves and 100 victories...(since 1969)...Eckersley has 169 wins...made his fourth All-Star appearance...and recorded the save in the American League's 2-0 win at Wrigley Field July 10th...his second All-Star save...started the 1982 game at Montreal...consistent all year, he had 7 saves in April, 8 in May, 9 in June, 8 in July, 8 in August and 8 in September...saved 19 of Welch's 27 victories...and finished the game at

Baltimore August 17th in which Welch recorded his 20th victory.

CAREER: 1972--3rd round selection of the Cleveland Indians in the 1972 June draft...played with Reno in the California League that year, going 5-5. 1973--spent second consecutive season with Reno...went 12-8 with a 3.65 ERA and struck out 218 batters in 202 innings. 1974--promoted to AA San Antonio of the Texas League and went 14-3...led the league in strikeouts with 163 in 167 innings...named Texas League right-handed Pitcher of the Year...also tied for the league lead with 5 shutouts. 1975--promoted to Cleveland and went 13-7 with a 2.60 ERA...named AL Rookie Pitcher of the Year by *The Sporting News*...made his major league debut against the A's and won 2-0 on May 25...did not allow an earned run in his first 28.2 innings, a major league rookie record...finished 3rd in the league in ERA...also had his first 2 career saves. 1976--won 13 games for the second straight season in Cleveland...finished 13-12 overall, with a 3.44 ERA...struck out 200 batters in 199 innings to become only the 8th pitcher in ML history (since 1900) to fan 200 in a season before the age of 22. 1977--went 14-13 in his final year in Cleveland...threw a 1-0 no-hitter against California on May 30, striking out 12...that was part of a 22.1 hitless-inning string, the 2nd longest in baseball history (Cy Young hurled 25.1 hitless innings in 1904)...had 191 strikeouts and only 53 walks in 247.0 innings...named to the AL All-Star team for the first time...also had a 1-hitter against Milwaukee in August. 1978--traded to Boston prior to the 1978 season, and became first Red Sox hurler in 7 years to win 20 games...went 20-8 with a 2.99 ERA...threw a career high 268.0 innings, striking out 162 and walking 71...was 11-1 at Fenway Park that year. 1979--threw 17 complete games, second most in the American League...led the BoSox staff with 17 wins, a mark which tied him for tops in the league in wins by a righthander...second consecutive year with a 2.99 ERA. 1980--suffered his first sub-.500 season as a pro...went 12-14 with a 4.28 ERA...tossed a 1-hitter vs. Toronto on 9/28. 1981--failed to win at least 10 games for the first time in his major league career...went 9-8 with a 4.27 ERA...appeared in just 23 games, pitching in just 154.0 innings. 1982--had 11 complete games and went 13-13 for the Red Sox...won 100th career game on 4/21 vs. Baltimore...was the starting pitcher and loser in the All-Star Game in Montreal...bounced back from 2 sub-200 inning years to pitch 224.1 innings. 1983--suffered through his worst season as a pro...went 9-13 with a 5.61 ERA...in 176.1 innings pitched, recorded a career-low 77 strikeouts...had just 2 complete games. 1984--split the season between the Red Sox and the Chicago Cubs...was traded to the Cubs for Bill Buckner on 5/25...prior to the trade, was 4-4 with a 5.01 ERA in 9 games...after the trade, won just 1 of his first 6 NL decisions...rebounded during the second half and went 8-3 with a 2.06 ERA after July 14...finished the year 10-8 with a 3.03 ERA for the Cubs. 1985--won 4 straight starts between 4/16 and 5/1...threw 4 complete games in the process, becoming the first Cub to hurl 4 straight CGs since Rick Reuschel in 1977...was named NL Pitcher of the Week after tossing back-to-back shutouts on 4/16 and 4/21...had a string of 22.1 shutout innings...came down with tendinitis of the right shoulder and pitched just 4 times in July and August combined...struck out 117 batters and walked just 19 in 169.1 innings...finished the year 11-7 with a 3.08 ERA. 1986--led the Cubs with 137 strikeouts and 201 innings pitched, the sixth time in his career that he pitched at least 200 innings...recorded the 150th win of his career on 7/30 at New York...threw 100th CG of his career on 7/8 at San Francisco...made his first relief appearance after 301 starts on 6/24...walked an average of 1 in 21 batters and walked 1 or less in 20 of his starts...finished the year 6-11

MOST SAVES LAST THREE YEARS (1988-90)

Dennis Eckersley	126	Randy Myers	81	Tim Burke	66
Bobby Thigpen	125	Mark Davis	78	Jay Howell	65
Doug Jones	112	Mike Schooler	78	Gregg Olson	64
John Franco	104	Tom Henke	77	Roger McDowell	61
Jeff Reardon	94	Dave Smith	75	Craig Lefferts	54
Dan Plesac	87	Mitch Williams	70	Mike Henneman	52
Dave Righetti	86	Steve Bedrosian	68	Todd Worrell	52
Lee Smith	85	Bryan Harvey	67	Jeff Russell	48

ECKERSLEY, cont.

with a 4.57 ERA. **1987**--was used in long relief, setup relief and as the "closer" following an injury to Jay Howell...was brilliant in all three roles...in 12 previous ML seasons covering 376 appearances had made just 17 relief appearances, and only one since 1976...in 54 games made 52 relief appearances...recorded 16 saves which tied him with Howell for the team high...as starter was 0-2 with a 6.94 ERA...in relief 6-6 with a 2.60 ERA with 105 strikeouts in 104 relief innings...was perfect vs. Cleveland in relief 6/6...retired 18 consecutive Indians with 5 strikeouts to record the win...retired first 4 hitters in next outing vs. Chicago 6/10 to run perfect streak to 22 consecutive hitters before he allowed a baserunner...in 2 outings, combined, retired 35 of 37 faced...recorded 13 of his 16 saves after the All-Star break...inherited 50 runners and allowed just 11 to score (22%)...his walks to innings-pitched ratio was phenomenal...walked just 17 (3 intentional in 115.2 innings...walked 5 (1 intentional) after the break. **1988**--brilliant season in relief...named Fireman of the Year by *The Sporting News*, Rolands Relief Man and the relief pitcher on *The Sporting News* post-season All-Star squad...also finished second to Viola in the Cy Young balloting...earned a save in the All-Star Game at Cincinnati...topped the major leagues with 45 saves in 54 opportunities...capped season with brilliant ALCS vs. Boston, setting a record that will never be broken...recorded four saves in A's four-game sweep over Boston...named the ALCS MVP...World Series was another story for Eck...allowed Gibson's dramatic homer in the 9th inning of Game #1 which gave Dodgers a 5-4 victory...made just one other Series appearance, a shutout inning in Game 4. **1989**--put together another excellent year in relief despite missing 40 games from late May to the All-Star break due to a strained right shoulder suffered in New York May 27th...the A's were 20-20 in his absence...still led the staff and finished fourth in the AL with 33 saves in 39 opportunities...saved 3 of the A's 4 ALCS wins including the fifth and final game at Toronto...appeared in two games of the A's World Series sweep...saved the fourth game at Candlestick...walked just 3 in 57.2 innings.

PERSONAL/MISCELLANEOUS: Married to the former Nancy O'Neill...they have a son, James Alexander (Jake)...Eckersley also has a daughter, Mandee...resides with his wife and son in Sudbury, MA during the off-season...graduated in 1972 from Washington High School in Fremont, California, where he played baseball, basketball and football...served as head coach for the Massachusetts Special Olympics softball team in 1982...hobbies include golf and music.

LIFETIME PLAYING RECORD

Year	Club	W	L	ERA	G	GS	CG	SHO	SV	IP	H	R	ER	BB	SO
1972	Reno	5	5	4.80	12	12	3	1	0	75.0	87	46	40	33	56
1973	Reno	12	8	3.65	31	31	11	5	0	202.0	182	97	82	91	218
1974	San Antonio	14	3	3.40	23	23	10	2	0	167.0	141	66	63	60	163
1975	CLEVELAND	13	7	2.60	34	24	6	2	2	187.0	147	61	54	90	152
1976	CLEVELAND	13	12	3.44	36	30	9	3	1	199.0	155	82	76	78	200
1977	CLEVELAND	14	13	3.53	33	33	12	3	0	247.0	214	100	97	54	191
1978	BOSTON	20	8	2.99	35	35	16	3	0	268.0	258	99	89	71	162
1979	BOSTON	17	10	2.99	33	33	17	2	0	247.0	234	89	82	59	150
1980	BOSTON	12	14	4.27	30	30	8	0	0	198.0	188	101	94	44	121
1981	BOSTON	9	8	4.27	23	23	8	2	0	154.0	160	82	73	35	79
1982	BOSTON	13	13	3.73	33	33	11	3	0	224.1	228	101	93	43	127
1983	BOSTON	9	13	5.61	28	28	2	0	0	176.1	223	119	110	39	77
1984	BOSTON	4	4	5.01	9	9	2	0	0	64.2	71	38	36	13	33
	CHICAGO (N)	10	8	3.03	24	24	2	0	0	160.1	152	59	54	36	81
1985	CHICAGO (N)	11	7	3.08	25	25	6	2	0	169.1	145	61	58	19	117
1986	CHICAGO (N)	6	11	4.57	33	32	1	0	0	201.0	226	109	102	43	137
1987	OAKLAND	6	8	3.03	54	2	0	0	16	115.2	99	41	39	17	113
1988	OAKLAND	4	2	2.35	60	0	0	0	45	72.2	52	20	19	11	70
1989	OAKLAND	4	0	1.56	51	0	0	0	33	57.2	32	10	10	3	55
1990	OAKLAND	4	2	0.61	63	0	0	0	48	73.1	41	9	5	4	73
A.L. TOTALS		142	114	3.45	522	280	91	18	145	2284.2	2102	952	877	561	1603
N.L. TOTALS		27	26	3.63	82	81	9	2	0	530.2	523	229	214	98	335
M.L. TOTALS		169	140	3.49	604	361	100	20	145	2815.1	2625	1181	1091	659	1938

CAREER TRANSACTIONS: 1972--Selected by the Cleveland Indians in 3rd round of free-agent draft, June 6. 1978--Traded with catcher Fred Kendall to the Boston Red Sox for pitchers Rick Wise and Mike Paxton, third baseman Ted Cox and catcher Bo Diaz, March 30. 1984--Traded with outfielder Mike Brumley to the Chicago Cubs for first baseman-outfielder Bill Buckner, May 25. Granted free agency, November 8; re-signed by Cubs, November 28. 1985--On disabled list, August 11 to September 7. 1987--Traded with infielder Dan Rohn to the Oakland Athletics for outfielder Dave Wilder, infielder Brian Guinn and pitcher Mark Leonette, April 3. 1989--On disabled list, May 29 to July 13.

LEAGUE CHAMPIONSHIP SERIES RECORD

Year	Club/Opp.	W	L	ERA	G	GS	CG	SHO	SV	IP	H	R	ER	BB	SO
1984	CHI vs. S.D.	0	1	8.44	1	1	0	0	0	5.1	9	5	5	0	0
1988	OAK vs. BOS	0	0	0.00	4	0	0	0	4	6.0	1	0	0	2	5
1989	OAK vs. TOR	0	0	1.59	4	0	0	0	3	5.2	4	1	1	0	2
1990	OAK vs. BOS	0	0	0.00	3	0	0	0	2	3.1	2	0	0	0	3
Totals		0	1	2.66	12	1	0	0	9	20.1	16	6	6	2	10

WORLD SERIES RECORD

Year	Club/Opp.	W	L	ERA	G	GS	CG	SHO	SV	IP	H	R	ER	BB	SO
1988	OAK vs. L.A.	0	1	10.80	2	0	0	0	0	1.2	2	2	2	1	2
1989	OAK vs. S.F.	0	0	0.00	2	0	0	0	1	1.2	0	0	0	0	0
1990	OAK vs. CIN	0	1	6.75	2	0	0	0	0	1.1	3	1	1	0	1
Totals		0	2	5.79	6	0	0	0	1	4.2	5	3	3	1	3

ALL-STAR GAME RECORD

Year	Club/Site	W	L	ERA	G	GS	CG	SHO	SV	IP	H	R	ER	BB	SO
1977	AL/N.Y. (AL)	0	0	0.00	1	0	0	0	0	2.0	0	0	0	0	1
1982	AL/Mtl.	0	1	9.00	1	1	0	0	0	3.0	2	3	3	2	1
1988	AL/Cin.	0	0	0.00	1	0	0	0	1	1.0	0	0	0	0	1
1990	AL/Chi. (NL)	0	0	0.00	1	0	0	0	1	1.0	1	0	0	0	1
Totals		0	1	3.86	4	1	0	0	2	7.0	3	3	3	2	4

VS. AL 1990 AND CAREER

1990	CAREER															
ERA	W	L	SV	G	IP	H	ER	vs. TEAM	ERA	W	LSV	G	IP	H	ER	
0.00	0	0	5	6	7.0	1	0	BALTIMORE	3.17	9	10	10	37	173.1	160	61
0.00	0	0	2	3	3.1	0	0	BOSTON	3.24	4	5	13	31	97.1	85	35
2.16	0	1	6	7	8.1	4	2	CALIFORNIA	2.78	11	7	13	38	152.2	126	47
0.00	0	0	2	4	4.1	2	0	CHICAGO	3.53	10	8	11	38	140.1	143	55
1.29	1	0	4	6	7.0	5	1	CLEVELAND	3.57	14	6	12	38	163.2	169	65
0.00	0	0	4	5	6.2	5	0	DETROIT	3.09	16	8	11	42	207.0	194	71
2.25	1	0	5	6	8.0	8	2	KANSAS CITY	4.21	7	11	10	38	147.2	150	69
0.00	0	0	2	2	2.0	0	0	MILWAUKEE	3.27	15	5	7	40	184.2	177	67
0.00	1	0	3	5	5.2	3	0	MINNESOTA	3.21	11	7	13	37	159.2	142	57
0.00	0	0	2	4	4.2	2	0	NEW YORK	5.04	7	14	6	42	175.0	190	98
0.00	1	0	3	4	4.1	1	0	SEATTLE	3.05	10	7	14	38	153.1	133	52
0.00	0	1	6	7	7.0	8	0	TEXAS	3.64	7	14	14	46	207.2	215	84
0.00	0	0	4	4	5.0	2	0	TORONTO	3.00	9	5	11	33	150.0	137	50
0.50	2	1	25	31	36.1	23	2	BEFORE ASB	3.64	91	71	73	317	1501.1	1377	608
0.73	2	1	23	32	37.0	18	3	AFTER ASB	3.31	78	69	72	287	1314.0	1248	483
1.02	3	2	22	30	35.1	20	4	HOME	3.57	98	69	71	301	1421.2	1360	564
0.24	1	0	26	33	38.0	21	1	AWAY	3.40	71	71	74	303	1393.2	1265	527
0.88	3	2	17	26	30.2	16	3	DAY	3.68	73	55	58	260	1149.1	1099	470
0.42	1	0	31	37	42.2	25	2	NIGHT	3.35	96	85	87	344	1666.0	1526	621
0.00	1	0	7	8	10.0	5	0	APRIL	3.71	21	17	26	89	397.1	365	164
0.77	1	0	8	10	11.2	7	1	MAY	3.44	32	23	23	102	463.2	430	177
0.77	0	1	9	11	11.2	10	1	JUNE	3.65	24	23	18	88	454.0	413	184
1.64	0	1	8	10	11.0	2	2	JULY	3.76	30	27	24	104	479.0	452	200
0.64	1	0	8	11	14.0	8	1	AUGUST	2.69	32	18	28	104	514.1	455	154
0.00	1	0	7	13	15.0	9	0	SEPT/OCT	3.76	30	32	26	117	507.0	510	212

PITCHERS WITH 100 SAVES AND 100 WINS (SINCE 1969)

Rollie Fingers	341 saves, 114 wins
Rich Gossage	307 saves, 110 wins
Dennis Eckersley	145 saves, 169 wins
Dave Glusti	140 saves, 100 wins
Bob Stanley	132 saves, 110 wins
Ron Reed	103 saves, 146 wins

MAJOR LEAGUE FIELDING STATS

PITCHER

YEAR	PCT.	G	PO	A	E	TC	DP
1975	.950	34	7	12	1	20	0
1976	.967	36	9	20	1	30	1
1977	.933	33	6	22	2	30	1
1978	1.000	35	19	29	0	48	1
1979	.900	33	12	42	6	60	3
1980	.919	30	10	24	3	37	0
1981	.969	23	12	19	1	32	1
1982	.977	33	21	21	1	43	2
1983	.974	28	19	18	1	38	0
1984	.929	33	27	38	5	70	3
1985	.923	25	10	26	3	39	1
1986	.936	33	16	28	3	47	3
1987	.944	54	4	13	1	18	0
1988	1.000	60	7	3	0	10	0
1989	1.000	51	4	4	0	8	1
1990	1.000	63	3	1	0	4	0
Totals	.948	604	189	320	28	537	17

ECKERSLEY'S BEST

SEASON

W: 20 (1978)
 SV: 48 (1990)
 CG: 17 (1979)
 ERA: 0.61 (1990)
 G: 63 (1990)
 IP: 268.0 (1978)
 SO: 200 (1976)
 LONGEST WINNING STREAK: 8 (twice), last time: 8/11/88-5/16/90
 LONGEST LOSING STREAK: 6, 8/9/86-4/21/87


GAME

LOW HIT CG: 0, 5/30/77 vs. California
 IP: 12, 5/25/77 vs. Seattle
 SO: 14, 8/13/76 vs. Texas

57

DAN ESKEW

RHP



Daniel Perry Eskew

1991 Opening Day Age: 25

Born: Nashville, Tennessee, February 2, 1966

Bats: Right **Throws:** Right

Height: 6-1 **Weight:** 200

Major League Service: None

Obtained: Oakland's 6th round selection, in the June, 1988 free agent draft.

Contract Status: First year of a one-year contract through 1991.

1990 HIGHLIGHTS -- Finest pro season...spent the year at Double-A Huntsville...14 victories were third best in the loop and topped the Huntsville staff...also led his club with 128 strikeouts...finished second on the Stars staff in starts (25) and innings (148.1)...was 6-2 with a 4.13 ERA by the end of May but did his best pitching over the final three months of the season...lost just once more...went 8-1 with a 2.91 ERA over June, July and August...despite missing two weeks in late July and early August with a strained right shoulder...bounced back from the injury to go 3-0 with a 2.45 ERA in his last 4 starts.

CAREER: 1988--drafted by the A's in the sixth round out of the University of Tennessee...started his pro career at Southern Oregon...went 4-2 in 9 starts before moving up to Modesto on June 29th...at Modesto he went 1-2 in 6 starts. **1989**--injury riddled season for the righthander...returned to Modesto of the California League but opened the year on the DL with mononucleosis...activated in mid-May and was 3-5 in 15 starts before a disc problem in his lower back knocked him out for the season on August 1st.

PERSONAL/MISCELLANEOUS: Graduated from Nashville's McGavock High School (1984)...his perfect 14-0 senior season led his baseball team to the Tennessee AAA state championship...drafted by the Mets in the 16th round, June, 1984...but turned down New York's offer to pitch at Kentucky...also attended Indian River Community College in Ft. Pierce, Florida for one year before transferring to Tennessee...selected by Cleveland in the 18th round following his junior season...majored in business at Tennessee...lists golf as one of his hobbies...is single and resides in Nashville, Tennessee during the winter months.

LIFETIME PITCHING RECORD


Year	Club	W	L	ERA	G	GS	CG	SHO	SV	IP	H	R	ER	BB	SO
1988	Southern Oregon	4	2	2.40	9	9	0	0	0	48.2	29	20	13	21	61
	Modesto	1	2	6.15	6	6	0	0	0	26.1	30	24	18	21	30
1989	Modesto	3	5	4.06	15	15	0	0	0	75.1	70	39	34	31	58
1990	Huntsville	14	3	3.34	25	25	0	0	0	148.1	133	62	55	60	128

CAREER TRANSACTIONS: 1988 -- Selected by the Oakland Athletics in 6th round of free agent draft, June 1.

9

MIKE GALLEGO

IF



Michael Anthony Gallego

1991 Opening Day Age: 30

Born: Whittier, California, October 31, 1960

Bats: Right **Throws:** Right

Height: 5-8 **Weight:** 160

Major League Service: 5 years, 40 days

Obtained: Oakland's 2nd round selection in the June, 1981 free agent draft, regular phase.

Contract Status: Second year of a two-year contract through 1991.

1990 HIGHLIGHTS -- Put together another season of defensive highlights and clutch hitting for the A's...for the first time in his career was the A's opening night second baseman but got off to a slow start with the bat...hit .091 for April (4 for 44)...began to find his stroke in May...was 9 for his first 27 in May but found himself out of a starting job on May 12th when the A's acquired Willie Randolph from the Dodgers...still found plenty of playing time by filling in at 3 different infield positions...for the year played 83 games at second base, 38 at shortstop and 27 at third base...played in a career high 140 games with career highs in at-bats, (389) and RBI's (34)...tied his career best in homers (3)...led the club with 17 sacrifice hits...the best total by an Oakland A in 10 seasons...since Dwayne Murphy had an Oakland record 22 in 1980...Mike made his first career error at third base on May 19th in Milwaukee...had played 57 consecutive games at third without an error before that miscue...only Bobby Wine (67) has played more games at third without an error...Gallego saw another defensive streak end June 2nd in Kansas City when he made his first career error on artificial turf...had played 70 games on turf without an error before making 2 in the one game at Kansas City...hit .281 for the month of May to raise his average from .091 to .198 by the first of June...brilliant defensive play in Chicago June 15th preserved the A's 5-4 win over the White Sox in Comiskey Park...threw out Lance Johnson from his back after a diving stop...reached the break hitting .206...with second half injuries to Randolph and Weiss, Gallego once again played a very valuable role in the A's pennant drive...played in 71 of the A's 80 games after the break...playing second when Randolph went down in mid-July...hit .258 during Randolph's absence...including a 4 game series vs. the Angels July 23-26th where Mike picked up 7 hits in 14 at-bats with 2 doubles, a homer and 2 RBI's...average reached a season high .222 on July 25th...Randolph returned August 3rd but when Weiss went down August 20th Gags jumped in and played superb shortstop for 17 consecutive appearances...made 2 errors in his first 4 games at short but once he settled in played errorless baseball his final 13 games at the position...during the A's final trip of the year made his first career appearance in the outfield...as a rightfield defensive replacement in Kansas City September 24th...handled one chance, a flyball, perfectly.

CAREER: 1981--A's 2nd round selection in the June free agent draft, regular phase...hit .272 in 60 games for Modesto in the California League. 1982--played 54 games for West Haven (Eastern League) and 44 games for Tacoma (Pacific Coast League)...batted .180 in West Haven and .221 for Tacoma. 1983--after 2 games with Tacoma, Mike was sent to Albany of

the Eastern League...in 90 games in Albany, he hit .223. **1984**--spent the whole season in Tacoma, hitting .243 in 101 games. **1985**--made Oakland opening day roster with a fine spring training, but was optioned to Modesto on April 24th...played just 6 games there before returning to the A's for the remainder of the season on May 3rd...picked up his first major league hit, a single, off Detroit's Bill Scherrer August 22nd in Oakland...hit first major league homer September 22nd in Chicago off Joel Davis...batted .208 for the year in 77 at-bats. **1986**--Mike was a valuable player for the Tacoma Tigers during the 1986 season...in 132 games (3rd most on the team), Mike hit .275 with 122 hits and 46 RBIs...was called up to Oakland on September 2nd, shortly after Tony Phillips was injured...in 20 games with the A's, Mike hit .270 (10 for 37) with 4 RBIs...was almost flawless in the field, committing just 1 error in 76 chances. **1987**--opened the year on the disabled list with a pulled groin muscle suffered in spring training...after 10 games at Tacoma on a rehabilitation assignment returned to Oakland April 20th...a collision with Stan Javier in Texas June 12th caused Gallego to miss 6 more weeks of the season...when healthy, was the A's utility infielder, filling in at shortstop, third and second base...belted second career homer May 13th off Brewers' Ted Higuera, in the midst of a 6-for-12 hot streak...picked on another lefthander, the Twins' Frank Viola, for his third career homer August 6th at Minnesota...wound up hitting .300 vs. lefthanders (18 for 60). **1988**--first full ML season, setting career highs in every offensive category that he eventually exceeded in 1989...appeared in all four ALCS games vs. Boston...caught the final out in Game 4 to complete the A's sweep into the Series...appeared in one Series game without an at-bat. **1989**--expected to split time with Tony Phillips at second base Gallego was thrust into a starting role at shortstop when Weiss went down with an injury in mid-May...started 59 of the 65 games Weiss missed...was one of the main reasons why the A's were able to go 36-29 in Weiss' absence...in addition to his excellent defense also fashioned his best year offensively...had career highs in average (.252) runs (45) and doubles (14)...hit .277 over the final 2 months of the season (26 for 94)...started 4 of the 5 games in the ALCS vs. Toronto...2 at second and 2 at shortstop...hit .273 with an RBI...contributed a key suicide squeeze bunt in the title-clinching Game #5 at Toronto, scoring McGwire with the A's fourth and final run in the 4-3 victory...did not make a start in the Series vs. San Francisco...did make one pinch-hitting appearance and two late inning defensive appearances.

PERSONAL/MISCELLANEOUS: Mike graduated from St. Paul High (Sante Fe Springs, California) in 1978...attended UCLA for three years, majoring in Sociology prior to being drafted by the A's...at UCLA Mike's teammates included Matt Young, Tim Leary, and Don Slaught...Gallego and his wife Caryn reside in Yorba Linda, California and, in addition to their twin sons, Nicholas and Joseph, they have a new daughter, Allison, born this past December.

LIFETIME PLAYING RECORD

Year	Club	AVG.	G	AB	R	H	2B	3B	HR	RBI	BB	SO	SB	CS
1981	Modesto	.272	60	202	38	55	9	3	0	23	31	31	9	3
1982	West Haven	.180	54	139	17	25	1	0	0	5	13	25	3	5
	Tacoma	.221	44	136	12	30	3	1	0	11	7	12	4	2
1983	Tacoma	.000	2	2	0	0	0	0	0	0	0	1	0	0
	Albany	.223	90	274	31	61	6	0	0	18	43	25	3	6
1984	Tacoma	.243	101	288	29	70	8	1	0	18	27	39	7	5
1985	Modesto	.200	6	25	1	5	1	0	0	2	2	8	1	1
	OAKLAND	.208	76	77	13	16	5	1	1	9	12	14	1	1
1986	Tacoma	.275	132	443	58	122	16	5	4	46	39	58	3	3
	OAKLAND	.270	20	37	2	10	2	0	0	4	1	6	0	2
1987	OAKLAND	.250	72	124	18	31	6	0	2	14	12	21	0	1
	Tacoma	.268	10	41	6	11	0	2	0	6	10	7	1	2
1988	OAKLAND	.209	129	277	36	58	8	0	2	20	34	53	2	3
1989	OAKLAND	.252	133	357	45	90	14	2	3	30	35	43	7	5
1990	OAKLAND	.206	140	389	36	80	13	2	3	34	35	50	5	5
M.L. TOTALS		.226	570	1261	152	285	48	5	11	111	129	187	15	17

CAREER TRANSACTIONS: 1981 -- Selected by the Oakland Athletics in 2nd round of free-agent draft, June 8. 1983 -- On temporary inactive list, April 10 to May 20. 1987 -- On disabled list, June 13 to July 29.

LEAGUE CHAMPIONSHIP SERIES RECORD

Year	Club/Opp.	AVG.	G	AB	R	H	2B	3B	HR	RBI	BB	SO	SB	CS
1988	OAK vs. BOS	.083	4	12	1	1	0	0	0	0	0	3	0	0
1989	OAK vs. TOR	.273	4	11	3	3	1	0	0	1	0	2	0	0
1990	OAK vs. BOS	.400	4	10	1	4	1	0	0	2	1	1	0	1
Totals		.242	12	33	5	8	2	0	0	3	1	6	0	1

WORLD SERIES RECORD

Year	Club/Opp.	AVG.	G	AB	R	H	2B	3B	HR	RBI	BB	SO	SB	CS
1988	OAK vs. L.A.	---	1	0	0	0	0	0	0	0	0	0	0	0
1989	OAK vs. S.F.	.000	2	1	0	0	0	0	0	0	0	0	0	0
1990	OAK vs. CIN	.091	4	11	0	1	0	0	0	1	1	3	1	0
Totals		.083	7	12	0	1	0	0	0	1	1	3	1	0

VS. AL 1990 AND CAREER

1990						CAREER					
AVG.	AB	H	HR	RBI	vs. TEAM	AVG.	AB	H	HR	RBI	
.091	22	2	0	1	BALTIMORE	.096	73	7	0	4	
.217	23	5	0	1	BOSTON	.179	56	10	2	5	
.275	40	11	1	4	CALIFORNIA	.214	98	21	1	10	
.296	27	8	1	2	CHICAGO	.275	109	30	2	10	
.214	28	6	0	3	CLEVELAND	.241	112	27	0	7	
.250	24	6	0	1	DETROIT	.208	101	21	0	9	
.188	32	6	0	3	KANSAS CITY	.270	94	28	0	10	
.200	30	6	0	5	MILWAUKEE	.238	101	24	2	12	
.118	34	4	0	2	MINNESOTA	.210	100	21	2	8	
.273	33	9	0	6	NEW YORK	.228	79	18	0	9	
.111	36	4	1	3	SEATTLE	.242	95	23	1	8	
.206	34	7	0	0	TEXAS	.207	111	23	1	7	
.231	26	6	0	3	TORONTO	.260	100	26	0	9	
.206	180	37	1	20	BEFORE ASB	.227	638	145	7	65	
.206	209	43	2	14	AFTER ASB	.225	623	140	4	46	
.214	187	40	1	14	HOME	.235	642	151	5	54	
.198	202	40	2	20	AWAY	.216	619	134	6	57	
.180	128	23	1	9	vs. LEFT	.242	459	111	4	42	
.218	261	57	2	25	vs. RIGHT	.217	802	174	7	69	
.201	149	30	0	13	DAY	.235	528	124	4	55	
.208	240	50	3	21	NIGHT	.220	733	161	7	56	
.091	44	4	1	4	APRIL	.279	140	39	1	15	
.281	57	16	0	8	MAY	.192	214	41	3	23	
.246	57	14	0	5	JUNE	.254	205	52	2	20	
.204	93	19	1	9	JULY	.183	235	43	2	17	
.212	66	14	1	7	AUGUST	.253	154	39	2	15	
.181	72	13	0	1	SEPT/OCT	.227	313	71	1	21	

MAJOR LEAGUE FIELDING STATS

SECOND BASE

YEAR	PCT.	G	PO	A	E	TC	DP
1985	.991	42	46	66	1	113	22
1986	.986	19	23	50	1	74	6
1987	.968	31	49	73	4	126	22
1988	.993	83	119	166	2	287	33
1989	.970	41	58	106	5	169	18
1990	.990	83	153	258	4	415	48
Totals	.986	299	448	719	17	1184	149

SHORTSTOP

YEAR	PCT.	G	PO	A	E	TC	DP
1985	1.000	21	8	17	0	25	2
1986	1.000	1	1	0	0	1	0
1987	.920	17	21	25	4	50	6
1988	.946	42	34	72	6	112	14
1989	.967	94	152	255	14	421	68
1990	.977	38	43	86	3	132	26
Totals	.964	213	259	455	27	741	116

THIRD BASE

YEAR	PCT.	G	PO	A	E	TC	DP
1985	1.000	12	3	11	0	14	1
1986	1.000	2	0	1	0	1	0
1987	1.000	24	5	24	0	29	1
1988	1.000	16	2	16	0	18	2
1989	1.000	3	1	2	0	3	0
1990	.882	27	10	35	6	51	4
Totals	.948	94	21	89	6	116	8

OUTFIELD

YEAR	PCT.	G	PO	A	E	TC	DP
1990	1.000	1	1	0	0	1	0
Totals	1.000	1	1	0	0	1	0

GALLEGO'S BEST

SEASON
AVG: .252 (1989)
H: 90 (1989)
HR: 3 (1989 & 1990)
RBI: 34 (1990)
SB: 7 (1989)
HIT STREAK: 6 games, 6/18-24, 1989
CAREER GRAND SLAMS: 0

GAME
H: 3, (8 times), last time: 7/25/90 vs. California
HR: 1, (11 times), last time: 8/22/90 at Chicago
RBI: 3, (3 times), last time: 6/23/89 vs. Toronto

50

APOLINAR GARCIA

RHP



Severino Apolinar Garcia
1991 Opening Day Age: 23
Born: Bonao, Dominican Republic, January 30, 1968
Bats: Right **Throws:** Right
Height: 5-11 **Weight:** 165
Major League Service: None
Obtained: Signed as a free agent by the A's, June 10, 1987.
Contract Status: First year of a one-year contract through 1991.

1990 HIGHLIGHTS -- Opened the year in Modesto's (A) starting rotation...his 3-11 win-loss record at Modesto did not reflect his season performance...got off to a great start in April...was 1-1 with 2.55 ERA in 4 starts...struckout 19 and walked just 9 in 24.2 innings...continued to pitch well for Modesto into June and July without winning results until July 20th when his 3.59 ERA and 96 strikeouts in 123.0 innings earned him a promotion to Huntsville (AA)...was inserted into the Star's rotation and won 5 of his 7 starts...finished up 5-1 with a 3.50 ERA for Huntsville...for the full year combined at both stops to go 8-12 with a 3.56 ERA (177.0 IP, 70 ER)...was moved up to Tacoma September 4th and was eligible for the Pacific Coast League playoffs but did not pitch.


CAREER: 1987--signed by the A's Juan Marichal in June...spent his first months of pro baseball playing for the A's team in the Dominican Republic. **1988**--first pro season in the United States...opened up in Scottsdale of the Arizona League...made one start at Tacoma (AAA) in July before moving on to Madison to finish out the season...went 2-4 at Madison in 10 games, 7 starts...**1989**--spent the full year in Madison's starting rotation...was 5-14 in 27 games, 25 starts...led Madison's staff in starts and was second in innings (139.0), strikeouts (110) and complete games (3).

PERSONAL/MISCELLANEOUS: Born in La Ceiba Bonao, Dominican Republic...now resides in Juan Marichal's hometown of Santo Domingo...single.

LIFETIME PITCHING RECORD

Year	Club	W	L	ERA	G	GS	CG	SHO	SV	IP	H	R	ER	BB	SO
1988	Scottsdale	1	1	8.31	2	2	0	0	0	13.0	19	14	12	4	8
	Tacoma	0	0	9.00	1	1	0	0	0	5.0	6	5	5	4	1
	Madison	2	4	8.10	10	7	0	0	0	36.2	49	39	33	16	17
1989	Madison	5	14	4.60	27	25	3	2	0	139.0	146	87	71	65	110
1990	Modesto	3	11	3.59	20	20	1	0	0	123.0	113	63	49	41	96
	Huntsville	5	1	3.50	7	7	2	0	0	54.0	45	24	21	18	29

CAREER TRANSACTIONS: 1987 -- Signed by the Oakland Athletics as a free agent, June 10.

**Reginald Allen Harris****1991 Opening Day Age:** 22**Born:** Waynesboro, Virginia, August 12, 1968**Bats:** Right **Throws:** Right**Height:** 6-1 **Weight:** 190**Major League Service:** 1 year**Obtained:** Selected by the Oakland A's December 4, 1989 in the major league draft (Rule 5) from the Boston Red Sox' Pawtucket roster.**Contract Status:** First year of a one-year contract through 1991.

1990 HIGHLIGHTS -- Rookie season for the righthander...in fact had never worn a major league uniform prior to spring training...acquired from Boston via the Rule 5 draft at December's winter meetings and so had to be on the A's roster through August if he was to remain with the Athletics...was actually removed from the 25 man roster at the end of the August as the A's adjusted the playoff roster...was therefore ineligible for post season play...Reggie had never pitched above Single-A baseball in his previous 3 professional seasons...contacted non-contagious hepatitis during spring training and opened the year on the A's disabled list...once healthy was sent to Huntsville, Double-A, on a rehabilitation assignment May 26th...appeared in 5 games for the Stars, all starts, was 0-2 but in 29.2 innings allowed 26 hits while walking 16 and striking out 34...returned to Oakland July 3rd and was activated...was used in long relief for the balance of the season except for one start in late September at Texas when the A's were arranging their rotation for the post season...worked 1.0 scoreless inning in his major league debut July 4th in Milwaukee...got off to a great start...did not allow a run in his first 10.0 innings...struckout 11 and walked 2 in the 10.0 innings...Randy Bush homer at Minnesota July 27th the first run Harris allowed...escaped a base loaded jam with 1 out in Anaheim on August 3rd on his way to recording first and only major league win...longest stint of the year 7.0 shutout innings vs. his former club, Boston, on 8/14...allowed just 2 hits and 3 walks that night...first major league start was his final regular season appearance...in Texas vs. Nolan Ryan on September 30th...Reggie had no decision in a game the A's eventually won...went 6.0 innings and allowed just 2 hits and 1 run, earned...did walk 6 but flashed his power with 7 strikeouts...American League hitters combined to hit just .187 (25 for 176) vs. Harris.

CAREER: 1987--first round selection (26th overall) by the Boston Red Sox in the June, 1987 draft...turned down a basketball scholarship to Virginia Tech to sign with Boston...after he signed, was sent to Elmira of the New York-Penn League...was 2-3 in 9 games, 8 starts...one of his 2 wins was a 2-hit shutout. 1988--split the season between Lynchburg and Elmira...was a combined 4-14...showed arm strength with 94 strikeouts in 118.1 innings. 1989--spent the season at Winter Haven and put together his finest minor league season...over the final three months of the season was 8-6 with a 3.10 ERA...finished with career bests in wins (10), ERA (3.99) and innings pitched (153.1)...was selected by the A's in the major league (Rule 5) draft on December 4th.

PERSONAL/MISCELLANEOUS: A native of Waynesboro, Virginia, Harris was named the Virginia AA Baseball Player of the Year in 1987 after

DID YOU KNOW...

That current A's broadcaster Ray Fosse and current A's pitching coach Dave Duncan were traded for each other on March 24, 1973. The A's also acquired Jack Heidemann and Cleveland received George Hendrick to complete the deal.

HARRIS, cont.

striking out 129 hitters in 70 innings...was offered a basketball/baseball scholarship to Virginia Tech after setting his high school scoring record at 1,668 points...averaged 24.0 points per game his senior season...cousin Dell Curry is a guard for the NBA Charlotte Hornets...youngest of five children...Reggie is single and still resides in Waynesboro during the winter.

LIFETIME PITCHING RECORD

Year	Club	W	L	ERA	G	GS	CG	SHO	SV	IP	H	R	ER	BB	SO
1987	Elmira	2	3	5.01	9	8	1	1	0	46.2	50	29	26	22	25
1988	Lynchburgh	1	8	7.45	17	11	0	0	0	64.0	86	60	53	34	48
	Elmira	3	6	5.30	10	10	0	0	0	54.1	56	37	32	28	46
1989	Winter Haven	10	13	3.99	29	26	1	0	0	153.1	144	81	68	77	85
1990	Huntsville	0	2	3.03	5	5	0	0	0	29.2	26	12	10	16	34
	OAKLAND	1	0	3.48	16	1	0	0	0	41.1	25	16	16	21	31
M.L. TOTALS		1	0	3.48	16	1	0	0	0	41.1	25	16	16	21	31

CAREER TRANSACTIONS: 1987 -- Selected by the Boston Red Sox in 1st round (26th player selected) of free-agent draft, June 2. 1989 -- Drafted by the Oakland Athletics in the major league draft (Rule 5), December 4. 1990 -- On disabled list, March 29 to July 3.

VS. AL 1990 AND CAREER

1990							CAREER									
ERA	W	L	SV	G	IP	H	ER	vs. TEAM	ERA	W	L	SV	G	IP	H	ER
0.00	0	0	0	1	2.0	2	0	BALTIMORE	0.00	0	0	0	1	2.0	2	0
1.08	0	0	0	2	8.1	3	1	BOSTON	1.08	0	0	0	2	8.1	3	1
3.60	1	0	0	2	5.0	2	2	CALIFORNIA	3.60	1	0	0	2	5.0	2	2
11.25	0	0	0	2	4.0	5	5	CHICAGO	11.25	0	0	0	2	4.0	5	5
--	0	0	0	0	0.0	0	0	CLEVELAND	--	0	0	0	0	0.0	0	0
0.00	0	0	0	2	2.0	1	0	DETROIT	0.00	0	0	0	2	2.0	1	0
18.00	0	0	0	1	2.0	10	4	KANSAS CITY	18.00	0	0	0	1	2.0	10	4
0.00	0	0	0	1	2.0	1	0	MILWAUKEE	0.00	0	0	0	1	2.0	1	0
2.70	0	0	0	1	3.1	1	1	MINNESOTA	2.70	0	0	0	1	3.1	1	1
--	0	0	0	0	0.0	0	0	NEW YORK	--	0	0	0	0	0.0	0	0
4.91	0	0	0	2	3.2	2	2	SEATTLE	4.91	0	0	0	2	3.2	2	2
1.50	0	0	0	1	6.0	2	1	TEXAS	1.50	0	0	0	1	6.0	2	1
0.00	0	0	0	1	3.0	2	0	TORONTO	0.00	0	0	0	1	3.0	2	0
0.00	0	0	0	1	2.0	1	0	BEFORE ASB	0.00	0	0	0	1	2.0	1	0
3.66	1	0	0	15	39.1	24	16	AFTER ASB	3.66	1	0	0	15	39.1	24	16
2.56	0	0	0	7	20.0	9	2	HOME	2.56	0	0	0	7	20.0	9	2
5.91	1	0	0	9	21.1	16	14	AWAY	5.91	1	0	0	9	21.1	16	14
1.00	0	0	0	3	9.0	5	1	DAY	1.00	0	0	0	3	9.0	5	1
4.18	1	0	0	13	32.1	20	15	NIGHT	4.18	1	0	0	13	32.1	20	15
--	0	0	0	0	0.0	0	0	APRIL	--	0	0	0	0	0.0	0	0
--	0	0	0	0	0.0	0	0	MAY	--	0	0	0	0	0.0	0	0
--	0	0	0	0	0.0	0	0	JUNE	--	0	0	0	0	0.0	0	0
2.19	0	0	0	5	12.1	6	3	JULY	2.19	0	0	0	5	12.1	6	3
4.50	1	0	0	5	14.0	11	7	AUGUST	4.50	1	0	0	5	14.0	11	7
3.60	0	0	0	6	15.0	8	6	SEPT/OCT	3.60	0	0	0	6	15.0	8	6

MAJOR LEAGUE FIELDING STATS

PITCHER

YEAR	PCT.	G	PO	A	E	TC	DP
1990	1.000	16	2	3	0	5	1
Totals	1.000	16	2	3	0	5	1

HARRIS' BEST

SEASON

W: 1 (1990)

SV: --

CG: --

ERA: 3.48 (1990)

G: 16 (1990)

IP: 41.1 (1990)

SO: 31 (1990)

LONGEST WINNING STREAK: 1, 8/3/90 to present


LONGEST LOSING STREAK: none

GAME

LOW HIT CG: none

IP: 7, 8/14/90 vs. Boston

SO: 7, 9/30/90 at Texas

**Scott Matthew Hemond****1991 Opening Day Age:** 25**Born:** Taunton, Massachusetts, November 18, 1965**Bats:** Right**Throws:** Right**Height:** 6-0**Weight:** 205**Major League Service:** 34 days**Obtained:** Oakland's 1st round selection (12th pick overall) in the June, 1986 free-agent draft.**Contract Status:** First year of a one-year contract through 1991.

1990 HIGHLIGHTS -- Spent the majority of the season in Tacoma but did have an 11 day "cup of coffee" with the A's in July when injuries cut into the A's depth...made his second position switch since being drafted as a catcher...after playing third base for two years at Double-A was moved to second base at Tacoma...the early part of Scott's season was disrupted when he fractured the hook of the hamate bone in his left hand on May 17th...the same injury that Jose Canseco suffered in 1989...Hemond spent seven weeks on the disabled list before returning to action July 6th...he eventually needed surgery in mid-September to correct the fracture but played the remainder of the year with the injury...after a hot streak where he went 8 for 22 with 6 RBI's in 6 games Hemond was called to Oakland July 18th when Willie Randolph was injured...appeared in 7 games, made 3 starts all at third base...also appeared once at second base...went 0 for his first 10 before picking up his first major league hit July 24th off the Angels' Jim Abbott...recorded one more hit before returning to Tacoma July 27th...finished up 2 for 13 with the A's...played the rest of the year for Tacoma and wound up hitting .243 in 72 games...played 63 games at second base...also played third base, shortstop and caught 8 games...missed the PCL playoffs when he went on the disabled list in early September due to his hand problem.

CAREER: 1986--after being the A's first round selection in the June free agent draft, began his pro career at Single-A Madison of the Midwest League...wasted no time showing why he was the A's top pick...batted .306 in 22 games for the Muskies...had 13 RBIs and scored 9 runs himself. **1987**--spent some time in the A's major league camp...split the year between Madison and Huntsville...got off to a hot start at Madison, hitting .333 in his first 10 games, with 4 homers and 17 RBIs...in 90 games, finished at .289 with 8 homers and 52 RBIs...also added 27 steals...named the 9th best prospect in the Midwest League, as chosen by *Baseball America*...promoted to Huntsville on July 15...struggled at the plate, hitting .182 in 33 games. **1988**--first full year at Double-A Huntsville...made the switch from catcher to third base and was fine defensively but had a tough time with his offense...his 22 doubles did lead the club and his 9 homers ranked second on the Stars...added a then career-high 29 steals. **1989**--second consecutive full season at Double-A Huntsville but by September had earned his first taste of major league baseball...played in 4 September games for the A's...all in pinch-running roles...scored twice...at Huntsville improved all his offensive numbers from the previous year...bumped his average up 45 points, finished second in the league with 89 runs scored and tied for fourth with 45 steals...for the second consecutive season spent most of his time at third base (106 games) but did put some time in at catcher (32 games).

PERSONAL/MISCELLANEOUS: Graduated from Dunedin (FL) H.S. in 1983...attended University of South Florida in Tampa for 3 years...the same school that A's manager Tony La Russa received his his undergraduate degree from...Scott is single and still resides in Dunedin, Florida.

HEMOND, cont.

LIFETIME PLAYING RECORD

Year	Club	AVG.	G	AB	R	H	2B	3B	HR	RBI	BB	SO	SB	CS
1986	Madison	.306	22	85	9	26	2	0	2	13	5	19	2	1
1987	Madison	.289	90	343	60	99	21	4	8	52	40	79	27	12
	Huntsville	.182	33	110	10	20	3	1	1	8	4	30	5	1
1988	Huntsville	.220	133	482	51	106	22	4	9	53	48	114	29	8
1989	Huntsville	.265	132	490	89	130	26	6	5	62	62	77	45	17
	OAKLAND	.000	4	0	2	0	0	0	0	0	0	0	0	0
1990	Tacoma	.243	72	218	32	53	11	0	8	35	24	52	11	5
	OAKLAND	.154	7	13	0	2	0	0	0	1	0	5	0	0
M.L. Totals		.154	11	13	2	2	0	0	0	1	0	5	0	0

CAREER TRANSACTIONS: 1983--Selected by the Kansas City Royals' organization in 5th round of free-agent draft, June 6. 1986--Selected by the Oakland Athletics' organization in 1st round (12th player selected) of free-agent draft, June 2.

VS. AL 1990 AND CAREER

1990 AVG.	AB	H	HR	RBI	CAREER vs. TEAM	AVG.	AB	H	HR	RBI
---	0	0	0	0	BALTIMORE	---	0	0	0	0
---	0	0	0	0	BOSTON	---	0	0	0	0
.400	5	2	0	1	CALIFORNIA	.400	5	2	0	1
---	0	0	0	0	CHICAGO	---	0	0	0	0
.000	4	0	0	0	CLEVELAND	.000	4	0	0	0
---	0	0	0	0	DETROIT	---	0	0	0	0
---	0	0	0	0	KANSAS CITY	---	0	0	0	0
---	0	0	0	0	MILWAUKEE	---	0	0	0	0
---	0	0	0	0	MINNESOTA	---	0	0	0	0
---	0	0	0	0	NEW YORK	---	0	0	0	0
---	0	0	0	0	SEATTLE	---	0	0	0	0
---	0	0	0	0	TEXAS	---	0	0	0	0
.000	4	0	0	0	TORONTO	.000	4	0	0	0
---	0	0	0	0	BEFORE ASB	---	0	0	0	0
.154	13	2	0	1	AFTER ASB	.154	13	2	0	1
.154	13	2	0	1	HOME	.154	13	2	0	1
---	0	0	0	0	AWAY	---	0	0	0	0
.143	7	1	0	0	vs. LEFT	.143	7	1	0	0
.167	6	1	0	1	vs. RIGHT	.167	6	1	0	1
.200	5	1	0	1	DAY	.200	5	1	0	1
.125	8	1	0	0	NIGHT	.125	8	1	0	0
---	0	0	0	0	APRIL	---	0	0	0	0
---	0	0	0	0	MAY	---	0	0	0	0
---	0	0	0	0	JUNE	---	0	0	0	0
.154	13	2	0	1	JULY	.154	13	2	0	1
---	0	0	0	0	AUGUST	---	0	0	0	0
---	0	0	0	0	SEPT/OCT	---	0	0	0	0

MAJOR LEAGUE FIELDING STATS

SECOND BASE

YEAR	PCT.	G	PO	A	E	TC	DP
1990	---	1	0	0	0	0	0
Totals	---	1	0	0	0	0	0

THIRD BASE

YEAR	PCT.	G	PO	A	E	TC	DP
1990	1.000	7	2	5	0	7	0
Totals	1.000	7	2	5	0	7	0

HEMOND'S BEST

SEASON

AVG: .154 (1990)

H: 2 (1990)

HR: --

RBI: 1 (1990)

SB: --

HIT STREAK: 2 games, 7/24-25, 1990

CAREER GRAND SLAMS: 0

GAME

H: 1 (twice), last time: 7/25/90 vs. California

HR: 0

RBI: 1, 7/25/90 vs. California

DID YOU KNOW...

On May 28, 1980, two Oakland players stole home in the same inning. In the first inning of a game against Kansas City at the Coliseum, first Dwayne Murphy and then Wayne Gross turned the trick.

**David Lee Henderson****1991 Opening Day Age:** 32**Born:** Dos Palos, California, July 21, 1958**Bats:** Right **Throws:** Right**Height:** 6-2 **Weight:** 220**Major League Service:** 9 years, 93 days**Obtained:** Signed as a free agent by the A's, December 21, 1987.**Contract Status:** First year of a three-year contract (signed December 11, 1990) through 1993.

1990 HIGHLIGHTS – Despite a knee injury that cost Dave 27 games in late August and early September the veteran centerfielder once again put up solid numbers for the Athletics...has now played in four of the last five World Series...uncharacteristically had a poor post-season in 1990...played in 6 of the A's 8 post-season games and was 4 for 19 (.211) with 1 extra-base hit and 1 RBI...is still a lifetime .298 hitter (36 for 121) in the post-season and is one of only 20 players with 7 or more post-season homers...for the season finished with 20 homers, the second best total of his career and fourth best on the club...his final .271 average 21 points above his final figure of 1989...and now over his 3 years with the A's has averaged .274 with 20 homers and 79 RBI's...his defense again a key...Cleveland challenged his arm twice in one inning on July 7th and Hendu threw out 2 at the plate for 2 of his 5 assists on the season...opened his third season in Oakland with an opening night homer plus 3 RBI's in the A's win over Minnesota April 9th...was 8 for his first 19 with 2 homers and 5 RBI's in 5 games...cooled off the remainder of April and finished the month at .200 and remained in the low .200's until mid-May when a hot streak propelled him up past the .260 level...Hendu went 7 for 9 with 2 homers and 6 RBI's in a 2 game set vs. Milwaukee at the Coliseum May 23-24th...the 2 homers coming in one game, May 23rd...the third multi-homer game of his career and first in four seasons...Dave turned the power on in June...belting 8 homers in the month to go along with 21 RBI's in 26 games....on June 15th Tony La Russa's father suggested to Tony that he bat Henderson in the number 2 position of the order...Henderson responded the first night with 3 hits, including a homer and key 2 RBI double that led to an A's win...Dave stayed in the number 2 spot for 18 of the next 20 games and for the year hit .294 from the number two slot...it was from the number 2 spot in the order that Dave's flair for the dramatic surfaced again...a 2-run homer off Chicago's Thigpen with 2 out in the 9th inning tied the A's with the White Sox 2-2 on June 24th...the Athletics wound up losing the game but for the season the A's were 15-4 in games Dave homered in...Henderson reached the break at an even .250 with 14 homers and 41 RBI's in 76 games...after two days off he returned red hot and by July 18th had pushed his average up to .272...Henderson 14 for his first 28 (.500) after the break...bothered by the Metrodome lighting, Hendu played 3 games in rightfield during an A's trip to Minneapolis July 27-29th...it was his first right field appearance in an A's uniform...his right knee was injured at Chicago August 20th...prior to the injury Henderson was 19 for 67 (.323) with 7 extra-base hits and 11 RBI's in 17 games...but when Carlton Fisk lofted a pop fly single to center Henderson's season nearly ended...while attempting a sliding catch Dave's knee buckled and he tore cartilage in his right knee...4 days later A's team physician, Dr. Rick Bost, performed arthroscopic surgery on the knee and Henderson went on the disabled list...but less than a month after the surgery (28 days) Dave was back in the batters box at the Coliseum...he picked up a walk in a pinch-hitting appearance September 21st at the Coliseum vs. Detroit...started slowly after he returned to action...was 1 for his first 16 but once October appeared the real Dave showed up...was 5 for 7 in his last 2 games of the season, with a homer and 3 RBI's...altogether after the surgery he appeared in 12 games, made 6 starts and hit .261 with

D. HENDERSON, cont.

a homer and 4 RBI's...was granted "new look" free agency December 7th as part of the collusion settlement but just four days later, on December 11th, decided to remain in Oakland by agreeing to a new three-year contract.

CAREER: 1977--selected in the 1st round of the June free agent draft by the Seattle Mariners...in his first pro season, was named to Northwest League and Topps Class A/Rookie All-Star teams...hit .315 that year and tied for league lead in homers (16). 1978--was bothered most of the season with an achilles problem at Stockton...still played 117 games for the Ports, hitting .232. 1979--played at San Jose in 1979 and was named to the California League All-Star team...hit .300 that season with 27 homers and 99 RBIs. 1980--hit .279 with 7 homers and 50 RBIs in 109 games at Spokane despite undergoing arthroscopic surgery to repair cartilage in his left knee on 6/27. 1981--was the opening night center fielder for Seattle...hit his first ML homer on 4/17 vs. the A's...was up and down between Spokane and Seattle. 1982--hit .253 with 14 homers in his first full season in the majors...was on DL 5/5-18 with strained rib muscles in left side...hit 9 homers in first half. 1983--had a then-career high 17 HRs in 1983...hit 2 HRs 8/2 vs Oakland, including one inside-the-park...hit 2nd inside-the-park HR 9/5 vs. KC. 1984--hit .353 in the second half despite being on the DL August 10-29 with a pulled left hamstring...came off the DL and hit in 8 straight games...hit consecutive game-winning homers July 28 and July 29 vs. the A's...overall, he hit .280. 1985--played in a career high 139 games and hit .241...had a 14-game hitting streak 4/29 to 5/19...had back-to-back 3-hit games on April 29 and 30 vs. Milwaukee. 1986--traded along with Spike Owen to the Boston Red Sox on August 19...was hitting .276 with 14 homers and 44 RBIs in 103 games before the trade...American League Player of the Week for June 9-15, when he was 11-29 with 2 homers and 10 RBIs...had a 12-game hitting streak 6/7-21...for the Red Sox, hit .196 in 36 games...overall in 112 games in the outfield made just 5 errors in 236 chances (.980)...made just 1 error in 32 games for the Red Sox...was one of 9 AL outfielders to reach double figures in assists...had memorable League Championship Series...with Red Sox trailing 5-4 in Game 5, down 3 games to 1 with 2 outs and 2 strikes in the 9th inning, he hit a 2-run HR, then had GWRBI on sacrifice fly in 11th...hit .400 in the World Series, hitting 2 homers...had arthroscopic knee surgery on his right knee on January 27 to repair cartilage damage. 1987--opening day center fielder for Boston in 1987...had 71 at-bats in April but only 113 over the next four months in Boston prior to being traded to San Francisco for a player to be named later (Randy Kutcher) September 1st...only GWRBI of season was July 18th in Fenway vs. A's a 2-run homer off Gene Nelson in the bottom of the 10th inning...moved to Giants for the stretch drive...appeared in 15 games for San Francisco and made 5 starts, all in center field. 1988--signed by the A's as a free agent in December, 1987...went on to have a career season...earned UPI Comeback Player of the Year honors...had career highs in average (.304), runs (100), hits (154), total bases (266), doubles (38), homers (24) and RBIs (94)...A's were 23-1 in games Dave homered...hit .375 in the ALCS vs. Boston, recording at least one hit in all four games...then hit .300 in the Series vs. Los Angeles. 1989--put together another excellent season for the A's and then, as usual, was superb in the post-season...during the season 7 of his 15 homers put the A's in front...went without a homer from 5/15 to 7/14...hit .239 prior to the All-Star break but then hit .265 after to kick his average up to the final .250 mark...when September rolled around Dave began his usual move to center stage...with runners in scoring position during September hit .433 (13 for 30)...had his biggest RBI month with 18 September RBI's to finish with the second best total of his career (80)...hit .281 combined in both the ALCS and Series with 5 doubles, 3 homers and 5 RBI's in 9 games...added 6 walks...saved his best for Game #3 of the Fall Classic at San Francisco...cracked a double and 2 homers to drive in 4 runs.

PERSONAL/MISCELLANEOUS: Dave and wife Loni have two children, Chase and Trent, and they reside in Bellevue, Washington during the winter...starred at Dos Palos (CA) High School graduating in 1977...Seattle's 1st round selection in 1977 (26th player selected) and Dave turned down a football scholarship to Fresno State to sign with the M's...his uncle, Joe Henderson, pitched for White Sox in 1974 and Reds in 1976 and '77.

LIFETIME PLAYING RECORD

Year	Club	AVG.	G	AB	R	H	2B	3B	HR	RBI	BB	SO	SB	CS
1977	Bellingham	.315	65	251	47	79	14	2	16	63	33	78	5	2
1978	Stockton	.232	117	409	48	95	16	4	7	63	62	100	11	7
1979	San Jose	.300	136	507	103	152	23	3	27	99	56	115	19	4
1980	Spokane	.279	109	341	48	95	26	1	7	50	49	62	16	10
1981	SEATTLE	.167	59	126	17	21	3	0	6	13	16	24	2	1
	Spokane	.279	80	272	47	76	23	1	12	50	47	56	3	2
1982	SEATTLE	.253	104	324	47	82	17	1	14	48	36	67	2	5
1983	SEATTLE	.269	137	484	50	130	24	5	17	55	28	93	9	3
1984	SEATTLE	.280	112	350	42	98	23	0	14	43	19	56	5	5
1985	SEATTLE	.241	139	502	70	121	28	2	14	68	48	104	6	1
1986	SEATTLE	.276	103	337	51	93	19	4	14	44	37	95	1	2
	BOSTON	.196	36	51	8	10	3	0	1	3	2	15	1	1
1987	BOSTON	.234	75	184	30	43	10	0	8	25	22	48	1	1
	SAN FRANCISCO	.238	15	21	2	5	2	0	0	1	8	5	2	0
1988	OAKLAND	.304	146	507	100	154	38	1	24	94	47	92	2	4
1989	OAKLAND	.250	152	579	77	145	24	3	15	80	54	131	8	5
1990	OAKLAND	.271	127	450	65	122	28	0	20	63	40	105	3	1
A.L. Totals		.262	1190	3894	557	1019	217	16	147	536	349	830	40	29
N.L. Totals		.238	15	21	2	5	2	0	0	1	8	5	2	0
M.L. Totals		.262	1205	3915	559	1024	219	16	147	537	357	835	42	29

CAREER TRANSACTIONS: 1977 -- Selected by the Seattle Mariners in 1st round (26th player selected) of free-agent draft, June 7. 1980 -- On disabled list, June 26 to July 22. 1981 -- On disabled list, May 3 to May 18. 1984 -- On disabled list, August 10 to August 29. 1986 -- Traded with infielder Spike Owen to Boston Red Sox for infielder Rey Quinones, a player to be named later and cash, August 19; as part of deal, Seattle Mariners claimed pitchers Mike Brown and Mike Trujillo on waivers from Boston, August 22. Seattle acquired outfielder John Christensen to complete deal, September 25. 1987 -- Traded to the San Francisco Giants for a player to be named later, September 1; Boston Red Sox acquired outfielder Randy Kutcher to complete deal, December 9. Granted free agency, November 9; signed by Oakland Athletics, December 21. 1988 -- Granted free agency, November 4; re-signed by Oakland, December 1. 1990 -- On disabled list, August 21 to September 21. Granted "new look" free agency, December 7; re-signed by Oakland, December 11.

LEAGUE CHAMPIONSHIP SERIES RECORD

Year	Club/Opp.	AVG.	G	AB	R	H	2B	3B	HR	RBI	BB	SO	SB	CS
1986	BOS vs. CAL	.111	5	9	3	1	0	0	1	4	2	2	0	0
1988	OAK vs. BOS	.375	4	16	2	6	1	0	1	4	1	7	0	0
1989	OAK vs. TOR	.263	5	19	4	5	3	0	1	1	2	5	0	0
1990	OAK vs. BOS	.167	2	6	0	1	0	0	0	1	0	2	1	0
Totals		.260	16	50	9	13	4	0	3	10	5	16	1	0

WORLD SERIES RECORD

Year	Club/Opp.	AVG.	G	AB	R	H	2B	3B	HR	RBI	BB	SO	SB	CS
1986	BOS vs. N.Y.	.400	7	25	6	10	1	1	2	5	2	6	0	0
1988	OAK vs. L.A.	.300	5	20	1	6	1	0	0	1	2	7	0	0
1989	OAK vs. S.F.	.308	4	13	6	4	2	0	2	4	4	3	0	0
1990	OAK vs. CIN	.231	4	13	2	3	1	0	0	0	1	3	0	0
Totals		.324	20	71	15	23	5	1	4	10	9	19	0	0

INSIDE THE PARK HOME RUNS AT THE COLISEUM

- August 22, 1971--Reggie Jackson vs. Boston
- June 10, 1979--Jim Essian vs. Toronto
- June 22, 1979--Larry Murray vs. Texas
- September 26, 1980--Ben Oglivie of Milwaukee
- June 18, 1984--Davey Lopes vs. Kansas City
- June 21, 1987 (2nd game)--Bob Brower of Texas (Grand Slam)

D. HENDERSON, cont.

VS. AL 1990 AND CAREER

1990					CAREER					
AVG.	AB	H	HR	RBI	vs. TEAM	AVG.	AB	H	HR	RBI
.273	44	12	1	5	BALTIMORE	.331	284	94	13	33
.130	23	3	0	1	BOSTON	.274	285	78	8	32
.333	48	16	3	9	CALIFORNIA	.264	295	78	10	37
.367	30	11	3	9	CHICAGO	.282	291	82	16	58
.289	45	13	0	4	CLEVELAND	.246	301	74	8	44
.207	29	6	2	4	DETROIT	.249	285	71	5	35
.174	23	4	0	0	KANSAS CITY	.249	305	76	8	35
.419	43	18	2	8	MILWAUKEE	.305	328	100	17	57
.333	30	10	1	3	MINNESOTA	.232	306	71	9	38
.259	27	7	1	3	NEW YORK	.212	293	62	8	29
.258	31	8	2	5	SEATTLE	.256	125	32	5	18
.129	31	4	2	3	TEXAS	.220	323	71	13	41
.217	46	10	3	9	TORONTO	.295	308	91	17	51
.250	284	71	14	41	BEFORE ASB	.248	2259	560	87	299
.307	166	51	6	22	AFTER ASB	.280	1656	464	60	238
.302	222	67	11	36	HOME	.273	1982	542	85	294
.241	228	55	9	27	AWAY	.249	1933	482	62	243
.353	133	47	11	23	vs. LEFT	.283	1319	373	57	175
.237	317	75	9	40	vs. RIGHT	.251	2596	651	90	362
.263	179	47	6	26	DAY	.266	1235	329	51	182
.277	271	75	14	37	NIGHT	.259	2680	695	96	355
.200	65	13	3	7	APRIL	.241	555	134	23	60
.284	88	25	3	13	MAY	.273	703	192	29	98
.263	99	26	8	21	JUNE	.239	746	178	30	107
.306	108	33	3	7	JULY	.274	704	193	25	92
.284	67	19	2	11	AUGUST	.264	611	161	21	86
.261	23	6	1	4	SEPT/OCT	.279	596	166	19	94

MAJOR LEAGUE FIELDING STATS

OUTFIELD

YEAR	PCT.	G	PO	A	E	TC	DP
1981	1.000	58	105	4	0	109	1
1982	.985	101	249	11	4	264	4
1983	.982	133	304	17	6	327	4
1984	.988	97	242	11	3	256	5
1985	.986	138	335	8	5	348	3
1986	.980	112	231	11	5	247	1
1987	.962	73	124	1	5	130	0
1988	.982	143	382	5	7	394	2
1989	.977	149	385	5	9	399	1
1990	.988	116	319	5	4	328	1
Totals	.983	1120	2676	78	48	2802	22

HENDERSON'S BEST

SEASON

AVG: .304 (1988)

H: 154 (1988)

HR: 24 (1988)

RBI: 94 (1988)

SB: 9 (1983)

HIT STREAK: 12 games, 6/7-21, 1986

CAREER GRAND SLAMS: 1, 8/22/82 vs. Milwaukee

GAME

H: 4, (4 times), last time: 7/13/90 vs. Milwaukee


HR: 2, (3 times), last time: 5/23/90 vs. Milwaukee

RBI: 5, (twice), last time: 7/16/84 vs. Milwaukee

24

RICKEY HENDERSON

OF



Rickey Lee Henderson

1991 Opening Day Age: 32

Born: Chicago, Illinois, December 25, 1958

Bats: Right Throws: Left

Height: 5-10 Weight: 190

Major League Service: 11 years, 101 days

Obtained: Reacquired from the New York Yankees in exchange for pitchers Greg Cadaret and Eric Plunk, plus outfielder Luis Polonia, June 20, 1989.

Contract Status: Second year of a four-year contract through 1993.

1990 HIGHLIGHTS -- Without a doubt 1990 was Rickey's finest year in what has been a brilliant career...his season was capped November 20th when he was named the American League Most Valuable Player...his first

MVP award...garnered 14 of a possible 28 first place votes, and finished 31 points in front of second place finisher, Cecil Fielder...Henderson and Fielder were the only players named on all 28 ballots...Rickey the second Athletic in the last three years to win the award...Canseco won the award in 1988...Rickey the fourth Oakland Athletic overall to win the honor, joining Vida Blue (1971), Reggie Jackson (1973) and Canseco...in addition to his sensational regular season also had his second consecutive strong post season...hit .294 in the ALCS vs. Boston and then led the A's with a .333 average in the Series vs. Cincinnati...3 of his 5 hits in the Series for extra-bases...added a spectacular catch in game #2 at Cincinnati...in 24 career post season games is a .352 hitter (31 for 88) with 20 steals...for the regular season Rickey finished among the league leaders in several offensive categories...dueled Brett for the AL batting title through the last day but wound up second with a career best .325 average...average was below .320 for one day during the season...after the third game...led the league in runs (119), on-base percentage (.439) and in steals (65)...finished second to Fielder with a career high .577 slugging percentage...stolen base title the 10th time in 11 years he has paced the league...his 10th year of 50 or more steals an American League record...fell just short of breaking Lou Brock's major league record for stolen bases...Rickey with 936 steals needs just 3 more in 1991 to set the new standard...only 5 AL catchers nailed Rickey trying to steal...Gedman of the Red Sox (3B), the Yankees Geren (2B), Indians Alomar (2B), Twins Harper (2B) and Angels Parrish (2B)...Rickey picked off/caught stealing the other 5 times he was caught...scored in the first inning of 33 games...the A's were 26-7 in those games...scored twice from third on sacrifice flys to infielders...and in his most spectacular play of the season scored from second on a groundout to shortstop vs. the Yankees May 9th...tied his career high with 28 homers (1986)...5 of the 28 homers were leadoff shots to extend his major league record to 45 leadoff homers...April was a sign of things to come when Rickey hit .338...started consecutive games vs. Boston with homers May 5 and 6th...tied Cobb's AL record by stealing 3rd base on May 26th vs. Cleveland and then ran past Cobb 2 days later, May 29th, when he stole 3rd vs. the Blue Jays at the Coliseum...pushed his average to a .350 with a 10 for 20 burst June 6th through the 10th...stole career base #900 vs. Texas June 12th...wrapped up pre-All-Star play going 8 for 19 including 3 homers and 5 RBI's...made his 9th All-Star appearance...the most among 1990 AL starters...after the break, leg problems shut Rickey down for 7 days July 15-21st...leg problems would return in August...missed 7 more games August 8-14th...but despite the aches and pains his offense was relentless...for the season reached safely by a hit or walk in 125 of his 136 games...scored at least one run in 89 of his 136 games...did much of his damage on the road...hit .342 in foreign parks (92 for 269) with 20 of his 28 homers...road average second best in the loop to Palmeiro's .350.

CAREER: 1976-- reported to Boise after being drafted by the A's in the fourth round on the June draft...hit .336 with 29 steals in 36 attempts. 1977--at Modesto led the California League with a then-record 95 steals...was third in the league with a .345 average and 104 runs scored...became the fourth pro player to steal 7 bases in one game, 5/26 at Fresno. 1978--led the Eastern League with 81 steals...also led the league's outfielders with four double plays and 15 assists. 1979--stole 44 bases in only 71 PCL games with Ogden...was brought up by the A's June 23rd and moved into the starting lineup for good...led the club with 33 steals. 1980--became the first AL player and third big league player to steal 100 or more bases in a single season...broke Ty Cobb's AL mark of 96...was second in the loop with 117 walks, third in on-base percentage at .422 and fourth with 111 runs scored. 1981--named to *The Sporting News* All-Star team...led the AL with 135 hits, 89 runs and 56 steals...his .319 average was fourth best...in his first taste of post-season action hit .182 in the Division series vs. Royals and .364 in the ALCS vs. Yankees. 1982--set the season standard for stolen bases with 130...ran past Lou Brock's mark of 118 on 8/27 in Milwaukee...also set the record for most times caught stealing at 42...walked 5 times vs. California 4/8 a career high. 1983--went over 100 steals (108) for the third time in his career...Vince Coleman is the only other

player to steal 100 or more bases more than once...tied the AL mark by combining to steal 7 bases in two consecutive games, July 3-4 vs. Texas...stole his 400th career base 8/21 at Milwaukee, becoming the youngest player ever to reach that plateau. **1984--66** steals topped the AL for the fifth consecutive season...was second in the AL with 113 runs...traded to New York at the winter meetings in Houston, December 8th. **1985--**opened his Yankee career on the 15-day DL with a sprained left ankle...activated 4/22, missing 10 games...hit .314 for fourth best in the AL...his 146 runs scored led the league and was the highest total in the major leagues since Ted Williams scored 150 runs in 1949...it was the most runs by a Yankee since Joe DiMaggio scored 151 times in 1937...his .419 on-base percentage was fourth best in the loop and a then career-best .516 slugging percentage was seventh in the league...became the first AL player to hit 20 homers and steal 50 bases in a season...stole his 500th base 5/10 at Kansas City...named AL Player of the Month for June. **1986--**led the league in steals for the seventh consecutive year...only Luis Aparicio led the AL more consecutive years (9)...stole his 600th base 5/18 vs. Seattle...set personal career highs in homers (28), doubles (31), at-bats (608) and RBIs (74)...his 130 runs topped the major leagues for the second consecutive year...first player in the AL to lead the league in runs scored for consecutive seasons since Mickey Mantle 1960-61...finished with AL record 9 leadoff homers in one season...(major league record is 11 held by the Giants Bobby Bonds)...40 of the 113 runs driven in by Don Mattingly were scored by Rickey. **1987--**suffered through an injury-plagued season...appeared in just 95 games, his lowest total since his rookie season of 1979...first injury came 6/4 at Milwaukee, a pulled right hamstring...went on the 15-day DL the next day and wound up missing 22 games...returned 6/29 but went back on the DL 8/1 (retroactive to 7/26) with the same hamstring problem...was reinstated on 9/1 after missing 33 games...stole 41 bases, but his streak of leading the league in steals was snapped at seven years by Seattle's Harold Reynolds...his own AL record for consecutive seasons with 50+ stolen bases also ended at seven...did not steal a base for 18 consecutive games (5/18-7/4), the longest such streak of his career...on 5/18 Curt Young snapped his streak of consecutive steals at 31...picked up career steal 700 9/29 at Boston. **1988--**hit .305 which was .015 percentage points higher than his career BA coming into 1988...scored 100+ runs for the 7th time in his career...made his seventh straight and eighth overall All-Star appearance...fifth inning run scored 7/17 vs. Chicago was career #1,000...also picked up career RBI #500 at Cleveland 9/13...went 5 for 5 on 4/11 at Toronto...matched his personal career game high...led the major leagues with 93 steals...set a new Yankee season mark with that total...stolen base 6/4 at Baltimore was his 249th as a Yankee, setting a new Yankee career standard...stole four bases in a game three times...was successful on 44 of his last 46 attempts...6 homers were fewest hit in a season since hitting 6 in the strike shortened season of 1981...it was the lowest season total of his career...from 7/18-8/3, reached base safely leading off in 15 straight games...scored 11 of the 15 times. **1989--** returned home after the June 20th trade...was hitting .247 when he arrived...hit .294 for the A's and went on to reach base safely in 80 of his 85 games with Oakland...added 52 steals in 58 attempts and wound up leading the league for the 9th time in 10 seasons...reached 50 plus steals for the 9th time in his career to set a new AL record...breaking a tie with Ty Cobb...set a career game best with 5 steals vs. Seattle 7/29...wound up with a career best 126 walks...spectacular post season helped propel the A's to the World Championship...won ALCS MVP honors vs. Toronto...hit .400 and led all hitters with 15 total bases, 8 runs scored 5 RBI's and 7 walks...set a new LCS record with 8 steals...belted 2 homers in game #4...kept up the pace in the Series vs. San Francisco...topped everyone with 9 hits...added 2 walks, 4 runs scored and 3 steals...for the A's entire 9 game post season Rickey hit .441, scored 12 runs, had 15 hits of which 8 were for extra-bases, and walked 9 times...in addition had 8 RBI's and 11 steals.

PERSONAL/MISCELLANEOUS: Graduated from Oakland's Technical High School in 1976, where he played baseball, basketball and football...was All-Oakland Athletic League for three years in baseball...as a senior hit .465 and stole 30 bases...that year played for the North team in California's annual high school All-Star game at Anaheim Stadium...in football rushed for more than 1,100 yards in his senior year, and received a reported two dozen scholarship offers to play football...played with the A's Dave Stewart and Tigers' Lloyd Moseby on several youth teams while growing up in the Oakland area...the A's were his favorite team as a youngster...scouted and signed by current A's scout Jim Guinn...wears number 24 because "of the great Willie Mays"...lists favorite ballpark as Baltimore's Memorial Stadium...says the greatest influences on his career are "my mother and Tom Trebelhorn," current Milwaukee Brewer manager who was Rickey's manager in his first two years of professional baseball...favorite entertainer: Luther Vandross...Rickey and his wife, Pam, live with their daughter, Angela, in Hillsborough, California.

LIFETIME PLAYING RECORD

Year	Club	AVG.	G	AB	R	H	2B	3B	HR	RBI	BB	SO	SB	CS
1976	Boise	.336	46	140	34	47	13	2	3	23	33	32	29	7
1977	Modesto	.345	134	481	120	166	18	4	11	69	104	67	95	22
1978	Jersey City	.310	133	455	81	141	14	4	0	34	83	67	81	28
1979	Ogdén	.309	71	259	66	80	11	8	3	26	53	41	44	9
	OAKLAND	.274	89	351	49	96	13	3	1	26	34	39	33	11
1980	OAKLAND	.303	158	591	111	179	22	4	9	53	117	54	100	26
1981	OAKLAND	.319	108	423	89	135	18	7	6	35	64	68	56	22
1982	OAKLAND	.267	149	536	119	143	24	4	10	51	116	94	130	42
1983	OAKLAND	.292	145	513	105	150	25	7	9	48	103	80	108	19
1984	OAKLAND	.293	142	502	113	147	27	4	16	58	86	81	66	18
1985	Ft. Lauderdale	.167	3	6	5	1	0	1	0	3	5	2	1	0
	NEW YORK (A)	.314	143	547	146	172	28	5	24	72	99	65	80	10
1986	NEW YORK (A)	.263	153	608	130	160	31	5	28	74	89	81	87	18
1987	NEW YORK (A)	.291	95	358	78	104	17	3	17	37	80	52	41	8
1988	NEW YORK (A)	.305	140	554	118	169	30	2	6	50	82	54	93	13
1989	NEW YORK (A)	.247	65	235	41	58	13	1	3	22	56	29	25	8
	OAKLAND	.294	85	306	72	90	13	2	9	35	70	39	52	6
1990	OAKLAND	.325	136	489	119	159	33	3	28	61	97	60	65	10
M.L. Totals		.293	1608	6013	1290	1762	294	50	166	622	1093	796	936	211

CAREER TRANSACTIONS: 1976 -- Selected by the Oakland Athletics in 4th round of free-agent draft, June 8. 1984 -- Traded with pitcher Bert Bradley and cash to New York Yankees for outfielder Stan Javier and pitchers Jay Howell, Jose Rijo, Eric Plunk and Tim Birtsas, December 5. 1985 -- On disabled list, March 30 to April 22, included rehabilitation disability assignment to Fort Lauderdale, April 19 to April 22. 1987 -- On disabled list, June 5 to June 29 and July 26 to September 1. 1989 -- Traded to Oakland Athletics for pitchers Greg Cadaret and Eric Plunk and outfielder Luis Polonia, June 20. Granted free agency, November 13; re-signed by Oakland, November 28.

DIVISION SERIES RECORD

Year	Club/Opp.	AVG.	G	AB	R	H	2B	3B	HR	RBI	BB	SO	SB	CS
1981	OAK vs. K.C.	.182	3	11	3	2	0	0	0	0	2	0	2	0

LEAGUE CHAMPIONSHIP SERIES RECORD

Year	Club/Opp.	AVG.	G	AB	R	H	2B	3B	HR	RBI	BB	SO	SB	CS
1981	OAK vs. N.Y.	.364	3	11	0	4	2	1	0	1	1	2	2	0
1989	OAK vs. TOR	.400	5	15	8	6	1	1	2	5	7	0	8	0
1990	OAK vs. BOS	.294	4	17	1	5	0	0	0	3	1	2	2	1
Totals		.349	12	43	9	15	3	2	2	9	9	4	12	1

MOST STOLEN BASES LAST THREE YEARS (1988-90)

Rickey Henderson	235	Juan Samuel	113	Billy Hatcher	86
Vince Coleman	223	Gerald Young	105	Paul Molitor	86
Otis Nixon	133	Barry Bonds	101	Chris Sabo	85
Steve Sax	128	Howard Johnson	98	Willie Wilson	83
Brett Butler	125	Len Dyckstra	93	Tony Gwynn	83
Gary Pettis	125	Harold Reynolds	91	Carney Lansford	82
Tim Raines	123	Roberto Alomar	90	Roberto Kelly	82
Ozzie Smith	118	Cecil Espy	89	Devon White	82

R. HENDERSON, cont.

WORLD SERIES RECORD

Year	Club/Opp.	AVG.	G	AB	R	H	2B	3B	HR	RBI	BB	SO	SB	CS
1989	OAK vs. S.F.	.474	4	19	4	9	1	2	1	3	2	2	3	0
1990	OAK vs. CIN	.333	4	15	2	5	2	0	1	1	3	4	3	0
Totals		.412	8	34	6	14	3	2	2	4	5	6	6	0

ALL-STAR GAME RECORD

Year	Club/Site	AVG.	G	AB	R	H	2B	3B	HR	RBI	BB	SO	SB	CS
1980	A.L./L.A.	.000	1	1	0	0	0	0	0	0	0	1	0	0
1982	A.L./Mon.	.750	1	4	1	3	0	0	0	0	0	0	1	0
1983	A.L./Chi. (A)	.000	1	1	0	0	0	0	0	1	0	0	0	0
1984	A.L./S.F.	.000	1	2	0	0	0	0	0	0	0	0	0	0
1985	A.L./Min.	.333	1	3	1	1	0	0	0	0	0	1	1	0
1986	A.L./Hou.	.000	1	3	0	0	0	0	0	0	0	1	0	0
1987	A.L./Oak.	.333	1	3	0	1	0	0	0	0	0	0	0	0
1988	A.L./Cin.	.500	1	2	0	1	0	0	0	0	1	0	0	0
1990	A.L./Chi. (N)	.000	1	3	0	0	0	0	0	0	0	1	0	0
Totals		.273	9	22	2	6	0	0	0	1	1	4	2	0

VS. AL 1990 AND CAREER

1990					CAREER					
AVG.	AB	H	HR	RBI	vs. TEAM	AVG.	AB	H	HR	RBI
.200	30	6	2	4	BALTIMORE	.325	449	146	9	42
.516	31	16	3	5	BOSTON	.292	445	130	10	41
.302	53	16	2	3	CALIFORNIA	.292	496	145	13	47
.244	41	10	1	1	CHICAGO	.261	502	131	11	47
.286	28	8	2	3	CLEVELAND	.309	430	133	18	54
.286	35	10	4	5	DETROIT	.288	399	115	17	50
.488	43	21	2	6	KANSAS CITY	.329	492	162	12	47
.297	37	11	2	6	MILWAUKEE	.260	415	108	11	45
.333	42	14	2	5	MINNESOTA	.307	482	148	15	59
.243	37	9	4	6	NEW YORK	.306	294	90	9	37
.410	39	16	1	7	SEATTLE	.291	416	121	10	45
.308	39	12	1	3	TEXAS	.271	512	139	13	40
.294	34	10	2	7	TORONTO	.297	498	148	15	55
.335	278	93	17	35	BEFORE ASB	.298	3135	933	93	345
.313	211	66	11	26	AFTER ASB	.288	2878	829	73	277
.305	220	67	8	22	HOME	.288	2870	827	74	299
.342	269	92	20	39	AWAY	.297	3143	935	92	323
.313	134	42	9	17	vs. LEFT					
.330	335	117	19	44	vs. RIGHT					
.293	164	48	9	21	DAY	.297	2161	642	58	235
.342	325	111	19	40	NIGHT	.291	3852	1120	108	387
.338	65	22	3	7	APRIL	.295	816	241	24	95
.330	94	31	5	10	MAY	.291	1057	308	28	118
.341	85	29	5	11	JUNE	.315	923	291	29	101
.352	88	31	7	15	JULY	.312	1020	318	31	106
.273	66	18	3	7	AUGUST	.276	1030	286	23	96
.308	91	28	5	11	SEPT/OCT	.272	1167	318	31	106

MAJOR LEAGUE FIELDING STATS

OUTFIELD

YEAR	PCT.	G	PO	A	E	TC	DP
1979	.973	88	215	5	6	226	0
1980	.984	157	407	15	7	429	1
1981	.979	107	327	7	7	341	0
1982	.977	144	379	2	9	390	0
1983	.992	142	349	9	3	361	1
1984	.969	140	341	7	11	359	1
1985	.980	141	439	7	9	455	3
1986	.986	146	426	4	6	436	0
1987	.980	69	189	3	4	196	1
1988	.965	136	320	7	12	339	5
1989	.988	147	335	6	4	345	1
1990	.983	118	289	5	5	299	0
Totals	.980	1535	4016	77	83	4176	13

HENDERSON'S BEST SEASON

AVG: .325 (1990)
 H: 179 (1980)
 HR: 28 (1986 & 1989)
 RBI: 74 (1986)
 SB: 130* (1982)
 HIT STREAK: 14 games, 7/27-8/10, 1980
 CAREER GRAND SLAMS: 0

GAME

H: 5, (2 times), last time: 4/11/88 at Toronto
 HR: 2, (7 times), last time: 9/8/90 at New York
 RBI: 4, (4 times), last time: 6/27/86 vs. Toronto
 SB: 5, 7/29/89 vs. Seattle

* Led league

STOLEN BASES BY CATCHER

55	Jim Sundberg	6	Gary Allenson	2	Orlando Mercado
46	Ernie Whitt	6	Tom Donohue	2	Greg Myers
39	Carlton Fisk	6	Dan Graham	2	Jeff Newman
37	Rick Dempsey	6	Ed Ott	2	Tom Nieto
37	Butch Wynegar	6	Bill Schroeder	2	Matt Nokes
34	Rich Gedman	5	Bob Melvin	2	Charlie O'Brien
32	Lance Parrish	5	Donnie Scott	2	John Orton
31	John Wathan	5	Bill Bathe	2	Tony Pena
29	Tim Laudner	5	Barry Foote	2	Jamie Quirk
29	Ron Hassey	5	Terry Kennedy	2	John Stefero
23	Buck Martinez	4	Sandy Alomar, Jr.	2	Terry Steinbach
22	Andy Allanson	4	Sal Butera	1	Gary Alexander
20	Ned Yost	4	Mike Colbern	1	Marty Castillo
20	Bob Boone	4	Larry Cox	1	Bo Diaz
19	Scott Bradley	4	Bob Geren	1	Dave Engle
18	Rick Cerone	4	Tom Magrann	1	Brad Gulden
17	Mike Heath	4	Jamie Nelson	1	Dave Huppert
16	Joel Skinner	4	Ray Smith	1	Bob Johnson
16	Brian Harper	3	Bud Bulling	1	Bruce Kimm
14	Don Slaught	3	Brian Downing	1	Dwight Lowry
14	Ted Simmons	3	Marvis Foley	1	Darrell Miller
14	John Wockenfuss	3	Ron Karkovice	1	Bill Nahorodny
13	Charlie Moore	3	Chad Kreuter	1	Junior Ortiz
13	Mickey Tettleton	3	John Marzano	1	Rey Palacios
12	Jim Essian	3	Thurman Munson	1	Al Pardo
11	Mike Macfarlane	3	Carl Nichols	1	Bob Stinson
11	Mark Salas	3	Larry Owen	1	Marc Sullivan
11	Mike Stanley	3	Dave Rader	1	Lenny Webster
11	Jerry Willard	3	Jeff Reed		
10	Jerry Narron	3	John Russell		
10	David Valle	3	Steve Yeager		
9	Joe Nolan	2	Glenn Borgmann		
9	Darrell Porter	2	Stanley Cliburn		
8	Chris Bando	2	Bob Davis		
8	Pat Borders	2	Bill Fahey		
7	Marc Hill	2	Joe Ferguson		
7	Geno Petralli	2	Mike Fischlin		
7	Floyd Rayford	2	Jim Gaudet		
7	B.J. Surhoff	2	Bob Kearney		
7	Rick Sweet	2	Bill McGuire		

1990 AMERICAN LEAGUE MVP BALLOTING (TOP 15)

	1st	2nd	3rd	4th	5th	6th	7th	8th	9th	10th	TOTAL
HENDERSON, OAK	14	11	2	-	1	-	-	-	-	-	317
Fielder, DET	10	8	5	4	1	-	-	-	-	-	286
Clemens, BOS	3	4	7	5	4	3	1	-	-	-	212
Gruber, TOR	-	2	12	3	4	1	2	-	1	1	175
Thigpen, CHI	-	3	-	12	4	4	3	1	-	-	170
ECKERSLEY, OAK	1	-	-	-	7	5	3	5	2	-	112
Brett, KC	-	-	-	1	2	1	4	4	2	4	60
STEWART, OAK	-	-	1	3	-	3	1	2	1	-	56
WELCH, OAK	-	-	-	-	1	5	4	2	-	1	54
McGriff, TOR	-	-	-	-	2	-	1	3	2	1	30
McGWIRE, OAK	-	-	-	-	-	2	1	2	2	5	29
CANSECO, OAK	-	-	-	-	-	-	4	2	2	-	26
Burks, BOS	-	-	-	-	1	1	2	-	3	-	25
Palmeiro, TEX	-	-	-	-	-	-	1	2	4	4	22
Fisk, CHI	-	-	-	-	-	2	-	-	2	2	16

Point system: 14 for first, 9 for second, 8 for third, etc.

STOLEN BASES BY PITCHER

16	Floyd Bannister	4	John Cerutti	3	Lary Sorensen
14	Jack Morris	4	Jim Clancy	3	Bob Stanley
13	Scott McGregor	4	Roger Clemens	3	Steve Stone
12	Moose Haas	4	Doug Corbett	3	Jerry Ujdur
12	Charlie Hough	4	John Denny	3	Ed Vandeberg
12	Dave Stieb	4	Mike Eichhorn	3	Rick Wise
12	Frank Tanana	4	Roger Erickson	3	Geoff Zahn
11	Dennis Martinez	4	Jim Gott	2	Jim Acker
11	Dan Petry	4	Larry Gura	2	Joaquin Andujar
10	Juan Berenguer	4	Jose Guzman	2	Don August
10	Doc Medich	4	Andy Hassler	2	Jeff Ballard
10	Randy Johnson	4	Jimmy Key	2	Dwight Bernard
9	Dennis Leonard	4	Dave LaPoint	2	Bud Black
9	Dan Quisenberry	4	Bob Milacki	2	Rich Bordi
9	Al Williams	4	Mike Moore	2	Mike Brown
8	Britt Burns	4	Rod Nichols	2	Ray Burris
8	Storm Davis	4	Mike Parrott	2	John Butcher
8	Richard Dotson	4	Dave Schmidt	2	Mike Campbell
8	Mike Flanagan	4	Tom Seaver	2	Bryan Clark
8	Neal Heaton	4	Sammy Stewart	2	Jaime Cocanower
8	Milt Wilcox	4	Todd Stottlemyre	2	Chris Codiroli
8	Bobby Witt	4	Mike Torrez	2	Tom Dozier
7	Doyle Alexander	4	John Tudor	2	Steve Farr
7	Len Barker	4	Pat Underwood	2	John Farrell
7	Bert Blyleven	4	Frank Viola	2	Terry Felton
7	Ken Forsch	4	Pete Vuckovich	2	Chuck Finley
7	Mark Gubicza	4	Rick Waits	2	Willie Fraser
7	Jerry Koosman	4	Duane Ward	2	Wayne Garland
7	Mike Smithson	4	Ed Whitson	2	Jerry Garvin
6	Allan Anderson	4	Curt Young	2	Bob Gibson
6	Mike Boddicker	3	Don Aase	2	Jerry Gleaton
6	Mark Clear	3	Keith Atherton	2	Don Gordon
6	Danny Darwin	3	Scott Bailes	2	Rich Gossage
6	Dennis Eckersley	3	Scott Bankhead	2	Mark Guthrie
6	Ron Guidry	3	Jose Bautista	2	Andy Hawkins
6	Ted Higuera	3	Jim Beattie	2	Mike Henneman
6	Bruce Hurst	3	Dennis Boyd	2	Brian Holman
6	Charlie Leibrandt	3	Ron Davis	2	Don Hood
6	Chuck Rainey	3	John Dopson	2	LaMarr Hoyt
6	Roy Smith	3	Ray Fortenot	2	Danny Jackson
6	Dave Stewart	3	Tom Henke	2	Jesse Jefferson
6	Greg Swindell	3	Rick Honeycutt	2	Odell Jones
5	Ed Correa	3	Roy Lee Jackson	2	Paul Kilgus
5	George Frazier	3	Tommy John	2	Bill Krueger
5	Rich Gale	3	Peter Ladd	2	Aurelio Lopez
5	Brad Havens	3	Charlie Lea	2	Sparky Lyle
5	Mike Jones	3	Tim Leary	2	Jon Matlack
5	Dennis Lamp	3	Dave Lemanczyk	2	Rudy May
5	Dave LaRoche	3	Bill Long	2	Gary Mielke
5	Luis Leal	3	Bob McClure	2	Dale Murray
5	Mike Mason	3	Phil Niekro	2	Jeff Musselman
5	Mike Morgan	3	Al Nipper	2	Gene Nelson
5	Jim Palmer	3	Bobby Ojeda	2	Juan Nieves
5	Melido Perez	3	Gaylord Perry	2	Ed Nunez
5	Steve Renko	3	Eric Plunk	2	Bryan Oelkers
5	Mike Witt	3	Chuck Porter	2	Steve Olin
4	Jim Abbott	3	Mark Portugal	2	Greg Olson
4	Ross Baumgarten	3	Allan Ramirez	2	Ted Power
4	Vida Blue	3	Bret Saberhagen	2	Mike Proly
4	Tom Candiotti	3	Bob Shirley	2	Jose Rijo

STOLEN BASES BY PITCHER, cont.

2	Jeff M. Robinson	1	Drew Hall	1	Ken Schrom
2	Luis Sanchez	1	Pete Harnisch	1	Don Schulze
2	Rudy Seanez	1	Greg A. Harris	1	Ray Searage
2	Jim Slaton	1	Bryan Harvey	1	Steve Searcy
2	Paul Splittorff	1	Eric Hetzel	1	Lee Smith
2	Rick Steirer	1	John Hiller	1	Dan Spillner
2	Tim Stoddard	1	Guy Hoffman	1	Mike Stanton
2	Les Straker	1	Ricky Horton	1	Bob Stoddard
2	Don Sutton	1	Al Hrabosky	1	Rick Sutcliffe
2	Terry Taylor	1	Mark Huissmann	1	Walt Terrell
2	Bill Travers	1	Darrell Jackson	1	Bobby Thigpen
2	Steve Trout	1	Michael Jackson	1	Rich Thompson
2	David Wells	1	John Henry Johnson	1	Luis Tiant
2	Mark Williamson	1	Jeff Kaiser	1	Dave Tobik
2	Frank Wills	1	Matt Keough	1	Jackson Todd
1	Glenn Abbott	1	Bruce Kison	1	Sergio Valdez
1	Juan Agosto	1	Brent Knackert	1	Randy Veres
1	Larry Anderson	1	Chris Knapp	1	John Verhoeven
1	Luis Aponte	1	Mark Knudson	1	Tom Waddell
1	Kevin Appier	1	Ken Kravec	1	Gary Wayne
1	Luis Aquino	1	Jack Kucek	1	Dave Wehrmeister
1	Fernando Arroyo	1	Al Lachowicz	1	Bob Welch
1	Mike Barlow	1	Mike LaCoss	1	Len Whitehouse
1	Salome Barojas	1	Rick Langford	1	Matt Young
1	Dave Beard	1	Mark Langston		
1	Joe Beckwith	1	Terry Leach		
1	Jack Billingham	1	Randy Lerch		
1	Mike Birbeck	1	Dennis Lewallyn		
1	Mark Bomback	1	Tim Lollar		
1	Chris Bosio	1	Jack Lozorko		
1	Steve Brown	1	Rick Lysander		
1	Steve Busby	1	Mickey Mahler		
1	Mike Caldwell	1	Renie Martin		
1	Ernie Camacho	1	Alfredo Martinez		
1	Chuck Cary	1	Tippy Martinez		
1	Robert Castillo	1	Kirk McCaskill		
1	Bill Castro	1	Ben McDonald		
1	Clay Christenson	1	Jack McDowell		
1	Stan Clarke	1	Joey McLaughlin		
1	Ken Clay	1	Jose Mesa		
1	Reggie Cleveland	1	Greg Minton		
1	Stew Cliburn	1	Bill Mooneyham		
1	Steve Comer	1	Angel Moreno		
1	Joe Cowley	1	Dickie Noles		
1	Steve Crawford	1	Jose Nunez		
1	Keith Creel	1	Jack O'Connor		
1	Victor Cruz	1	Randy O'Neal		
1	Jose DeLeon	1	Steve Ontiveros		
1	Ken Dixon	1	Martin Pattin		
1	Mike Dunne	1	Dennis Powell		
1	Gary Eave	1	Scott Radinsky		
1	Butch Edge	1	Eric Rasmussen		
1	Jim Farr	1	Pete Redfern		
1	Alex Fernandez	1	Dave Righetti		
1	Wes Gardner	1	Kenny Rogers		
1	Paul Gibson	1	Dave Rozema		
1	Tom Gordon	1	Jeff Russell		
1	Joe Grahe	1	Israel Sanchez		
1	Cecilio Guante	1	Bill Scherrer		
1	Ed Halicki	1	Mike Schooler		

FAVORITE BATTERIES

Dennis Martinez and Rick Dempsey	9
Dennis Leonard and John Wathan	7
Storm Davis and Rick Dempsey	7
Dave Stieb and Ernie Whitt	7
Randy Johnson and Scott Bradley	6
Moose Haas and Buck Martinez	6
Charlie Hough and Jim Sundberg	6
Doc Medich and Jim Sundberg	6
Dan Quisenberry and John Wathan	5
Allan Anderson and Brian Harper	5
Len Barker and Ron Hassey	5
Bert Blyleven and Tim Laudner	5
Mark Clear and Rich Gedman	5
Jerry Koosman and Carlton Fisk	5
Jack Morris and John Wockenfuss	5
Frank Tanana and Jim Sundberg	5

ALL-TIME STOLEN BASE LEADERS

1	Lou Brock	938
2	Billy Hamilton	937
3	Rickey Henderson	936
4	Ty Cobb	892
5	Walter Latham	791
6	Harry Stovey	744
7	Eddie Collins	743
8	Max Carey	738
9	Honus Wagner	720
10	Tommy Brown	697
11	Joe Morgan	689
12	Campy Campaneris	649
13	Tim Raines	634
14	George Davis	632
15	Willie Wilson	612
16	William Hoy	605
	John Ward	605
18	John McPhee	602
19	Hugh Duffy	597
20	Bill Dahlen	587

RICKEY HENDERSON'S MILESTONE STEALS

(including base and catcher)

#1	6/24/79 vs. Texas (2nd, Jim Sundberg)
#100	9/4/80 at Baltimore (2nd, Rick Dempsey)
#200	4/17/82 at Seattle (2nd, Jim Essian)
#300	8/19/82 vs. Milwaukee (2nd, Ted Simmons)
#399 ¹	8/21/83 at Milwaukee (2nd, Ned Yost)
#400	8/21/83 at Milwaukee (2nd, Ned Yost)
#500	5/10/85 at Kansas City (2nd, Jim Sundberg)
#600	5/18/86 vs. Seattle (2nd, Steve Yeager)
#700	9/29/87 vs. Boston (2nd, John Marzano)
#742 ²	6/4/88 at Baltimore (2nd, Mickey Tettleton)
#800	4/7/89 vs. Cleveland (2nd, Andy Allanson)
#893 ³	5/29/90 vs. Toronto (3rd, Greg Myers)
#900	6/12/90 vs. Texas (3rd, John Russell)

¹Breaks Oakland A's career record

²Breaks New York Yankee career record

³Breaks Ty Cobb's American League record

SOURCE: The Sporting News

40

rick honeycutt

LHP



Frederick Wayne Honeycutt

1991 Opening Day Age: 36

Born: Chattanooga, Tennessee, June 29, 1954

Bats: Left **Throws:** Left

Height: 6-1 **Weight:** 191

Major League Service: 13 years, 42 days

Obtained: Acquired from the Los Angeles Dodgers in exchange for pitcher Tim Belcher, August 29, 1987.

Contract Status: First year of a two-year contract extension (signed June 22, 1990) through the 1992 season.

1990 HIGHLIGHTS -- Third season as the A's lefthanded setup man out of the bullpen and enjoyed another strong season...tied Eckersley for the most appearances on the staff (63)...the former starter worked in 60 plus games for the second consecutive season and kept his ERA under 3.00 for the second straight year...had a solid post season...appeared in 3 of the 4 ALCS games vs. Boston...did not allow a hit or run over 1.2 innings...saved game #4 to clinch the A's third consecutive AL pennant...made just one appearance in the Series...pitched 1.2 scoreless innings in game #2 at Cincinnati...in three seasons of working strictly relief for the A's has made 181 relief appearances, is 7-6 with 26 saves...on the A's staff over the 3 year span only Eckersley has saved more games...Honeycutt's ERA since 1988 is a tidy 2.87 (219.1 IP, 70 ER)...Rick opened the year with his best stuff...recorded a save on opening night, April 9th vs. Minnesota, and by May 25th was 1-1 with 2 saves and had allowed just 2 earned runs in his first 18.1 innings for an ERA of 0.98 in 15 appearances...Honeycutt's ERA did not go over 2.00 until June 20th after he allowed 3 earned runs at Detroit...but then allowed just 1 earned run over his final 7.1 innings before the All-Star break to lower his ERA back under 2.00 by the break...on July 4th in Milwaukee Rick fouled out as a pinch-hitter...he became the first A's pitcher in more than 3 years to hit...since Curt Young on April 17, 1987...pinch-hit again in Cleveland 2 days later, July 6th and struckout...back on the pitching side Honey was touched for 5 earned runs in his first 2 appearances after the break and his ERA jumped over 3.00 for the first time in 1990...but again he bounced back and by the end of August had picked up a win and 4 saves in his next 18 appearances...allowed just 2 earned runs in 14.0 innings over the 18 games...by September 1st his

HONEYCUTT, cont.

ERA was 2.63...kept it under 3.00 the remainder of the year...lefthanders hit just .163 vs. Rick on the season (14 for 86)...he allowed just 2 homers (Baines, Deer) in 63.1 innings, none in his last 33 appearances covering 26.0 innings...was especially tough at home...in the Coliseum was 2-0 in 28 games with a 1.80 ERA (30.0 IP, 6 ER)...recorded 6 of his 7 saves in Oakland...finished 0-2 on the road with 1 save, an ERA of 3.73 (31.1 IP, 13 ER).

CAREER: 1976--drafted by Pittsburgh in 17th round on June 1976 draft...played at Niagra Falls of the New York-Penn League that season...went 5-3 with a 2.60 ERA...had 98 strikeouts in 97 innings...walked just 20...set league marks for complete games (7), innings pitched and strikeouts...also played first base for Niagra Falls, and batted .301. 1977--played most of this season at Shreveport in the Texas League...went 10-6 with a 2.47 ERA...selected as the Topps' Double-A All Star left-handed pitcher...traded to Seattle on August 22 and immediately made his major league debut...appeared in 10 games for the Mariners, going 0-1 with a 4.34 ERA. 1978--spent the entire season with the Mariners and went 5-11 with a 4.90 ERA...spent most of the year in the starting rotation, appearing in 26 games and starting all but 2 of those...had 4 complete games and 1 shutout. 1979--won seven of his first 10 starts en route to his best season in the majors thus far...went 11-12 with a 4.04 ERA. 1980--started 7-1, before losing 14 of his last 15 decisions...suffered through a 10-day suspension when umpire Bill Kunkel detected a tack taped to Honeycutt's glove...still, had a career high 9 complete games and dropped his ERA below 4.00 for the first time in the majors. 1981--traded to Texas prior to the 1981 season...was 5-0 in his first seven starts at home and got off to an 8-1 start overall...finished the year 11-6 with a 3.31 ERA...appeared in just 20 games, all starts...walked just 17 in 128 innings. 1982--suffered through a tough 5-17 year...ERA ballooned to 5.27...lost first seven decisions, but proceeded to win four in a row, including a shutout over California on 6/22, when he snapped Rod Carew's 25-game hitting streak. 1983--split the season between Texas and Los Angeles...traded to the Dodgers in August...did well enough before the trade to win AL Comeback Player of the Year honors...led the league with a 2.42 ERA before being traded on 8/19...was 14-8 prior to the trade...was 2-3 with Dodgers after the trade...had a 5.77 ERA. 1984--won his first four decisions and six and seven before an arthritic shoulder caused him problems and eventually led to off-season surgery...had a 7-3 record and a 2.87 ERA at the All-Star break, but was 3-6 despite a 2.78 ERA in the second half...finished the year 10-9 with a 2.84 ERA. 1985--after undergoing off-season surgery to remove tip of clavical in left shoulder, split his first four decisions, before losing 3 straight in May...never got back to .500...lost five of last seven decisions...ended the year 8-12, but still had a 3.42 ERA. 1986--32 appearances and 28 starts were both second highest in his career...started slowly, but got his ERA down to a league-leading 1.93 on 6/25 by allowing 3 earned runs in a stretch of 40 innings...did not get over 3.00 consistently until late in September...had a streak of 25 scoreless innings at one point...struck out a career-high 100 batters, and his strikeout to walk ratio was the best of his career...allowed fewer hits than innings pitched for the fourth consecutive year. 1987--acquired from the Los Angeles Dodgers August 29th...for the Dodgers the lefthander was 2-12 with a 4.59 ERA in 27 games and 20 starts...came to the A's with a personal 11-game losing streak...in his 12 losses with Los Angeles, the Dodgers were outscored 75-16...made his A's debut September 2nd...first start for the A's was September 13th vs. Kansas City and was charged with 13th consecutive loss...snapped losing string with victory in starting assignment at Cleveland September 22nd...for the A's finished 1-4 with a 5.32 ERA in 23.2 innings...his combined totals for the season were 3-16 with a 4.71 ERA in 34 games and 24 starts. 1988--first full season in the bullpen...prior to the season had made 309 major league appearances, just 41 in relief...recorded first save of the year in Seattle April 13th despite tying major league record with four balks...picked up the win in Game 1 of the

ALCS at Boston...also worked in Games 3 and 4...then pitched in 3 of the 5 World Series games...only A's pitcher to record a win...in Game 2 pitched 2 hitless, scoreless innings and was the winner when McGwire homered. **1989--** was used in a setup role to Eckersley for much of the year but when Eck was injured in late May Honeycutt served as the A's "closer"...recorded 10 saves in 10 opportunities...appeared in 16 games during Eckersley's absence and in addition to his 10 saves had a 2.19 ERA...led the A's staff in appearances (64) and was second to Eckersley with a career high 12 saves...was not at his best in the post season...in six post season appearances covering 4.1 innings allowed 10 hits and 8 earned runs

PERSONAL/MISCELLANEOUS: Rick and wife Debbie have 2 children, Holli Leah and Richard Farrell...resides in Signal Mountain, TN during the off-season...led Lakeview HS of Fort Oglethorpe, GA to 2 state baseball titles as pitcher-first baseman and also quarterbacked the football team...was All-SEC as a junior and senior at the University of Tennessee and was an All-American first baseman his senior year...in addition to his two pinch-hitting appearances in 1990 Rick had 24 hits with 8 RBI's during his National League days.

LIFETIME PLAYING RECORD

Year	Club	W	L	ERA	G	GS	CG	SHO	SV	IP	H	R	ER	BB	SO
1976	Niagra Falls	5	3	2.60	13	12	7	0	0	97.0	91	36	28	20	98
1977	Shreveport	10	6	2.47	21	21	6	0	0	135.0	144	53	37	42	82
	SEATTLE	0	1	4.34	10	3	0	0	0	29.0	26	16	14	11	17
1978	SEATTLE	5	11	4.90	26	24	4	1	0	134.0	150	81	73	49	50
1979	SEATTLE	11	12	4.04	33	28	8	0	0	194.0	201	103	87	67	83
1980	SEATTLE	10	17	3.95	30	30	9	2	0	203.0	221	99	89	60	79
1981	TEXAS	11	6	3.30	20	20	8	2	0	128.0	120	49	47	17	40
1982	TEXAS	5	17	5.27	30	26	4	1	0	164.0	201	103	96	54	64
1983	TEXAS	14	8	2.42	25	25	5	2	0	174.2	168	59	47	37	56
	LOS ANGELES	2	3	5.77	9	7	1	0	0	39.0	46	26	25	13	18
1984	LOS ANGELES	10	9	2.84	29	28	6	2	0	183.2	180	72	58	51	75
1985	LOS ANGELES	8	12	3.42	31	25	1	0	1	142.0	141	71	54	49	67
1986	LOS ANGELES	11	9	3.32	32	28	0	0	0	171.0	164	71	63	45	100
1987	LOS ANGELES	2	12	4.59	27	20	1	1	0	115.2	133	74	59	45	92
	OAKLAND	1	4	5.32	7	4	0	0	0	23.2	25	17	14	9	10
1988	OAKLAND	3	2	3.50	55	0	0	0	7	79.2	74	36	31	25	47
1989	OAKLAND	2	2	2.35	64	0	0	0	12	76.2	56	26	20	26	52
1990	OAKLAND	2	2	2.70	63	0	0	0	7	63.1	46	23	19	22	38
A.L. Totals		64	82	3.81	363	160	38	8	26	1270.0	1288	612	537	377	536
N.L. Totals		33	45	3.58	128	108	9	3	1	651.1	664	314	259	203	352
M.L. Totals		97	127	3.73	491	268	47	11	27	1921.1	1952	926	796	580	888

CAREER TRANSACTIONS: **1972** -- Selected by the Baltimore Orioles in 14th round of free-agent draft, June 6. **1976** -- Selected by the Pittsburgh Pirates in 17th round of free-agent draft, June 8. **1977** -- Traded to the Seattle Mariners, August 22, completing deal in which Seattle traded pitcher Dave Pagan to the Pittsburgh Pirates for a player to be named later, July 27. **1978** -- On disabled list, May 20 to June 26. **1980** -- Traded with catcher Larry Cox, outfielders Willie Horton and Leon Roberts and shortstop Mario Mendoza to the Texas Rangers for pitchers Brian Allard, Ken Clay, Steve Finch and Jerry Don Gleaton, shortstop Rick Auerbach and outfielder Richie Zisk, December 12. **1983** -- Traded to the Los Angeles Dodgers for pitcher Dave Stewart and a player to be named later, August 19; Texas Rangers acquired pitcher Ricky Wright to complete deal, September 16. **1987** -- Traded to the Oakland Athletics for a player to be named later, August 29; Los Angeles Dodgers acquired pitcher Tim Lincecum to complete deal, September 3. **1988** -- Granted free agency, November 4; re-signed by Oakland, December 21.

LEAGUE CHAMPIONSHIP SERIES RECORD

Year	Club/Opp.	W	L	ERA	G	GS	CG	SHO	SV	IP	H	R	ER	BB	SO
1983	L.A. vs. PHIL	0	0	21.60	2	0	0	0	0	1.2	4	4	4	0	2
1985	L.A. vs. ST. L	0	0	13.50	2	0	0	0	0	1.1	4	2	2	2	1
1988	OAK vs. BOS	1	0	0.00	3	0	0	0	0	2.0	0	0	0	2	0
1989	OAK vs. TOR	0	0	32.40	3	0	0	0	0	1.2	6	6	6	5	1
1990	OAK vs. BOS	0	0	0.00	3	0	0	0	1	1.2	0	0	0	0	0
Totals		1	0	12.96	13	0	0	0	1	8.1	14	12	12	9	4

HONEYCUTT, cont.

WORLD SERIES RECORD

Year	Club/Opp.	W	L	ERA	G	GS	CG	SHO	SV	IP	H	R	ER	BB	SO
1988	OAK vs. L.A.	1	0	0.00	3	0	0	0	0	3.1	0	0	0	0	5
1989	OAK vs. S.F.	0	0	6.75	3	0	0	0	0	2.2	4	2	2	0	2
1990	OAK vs. CIN	0	0	0.00	1	0	0	0	0	1.2	2	0	0	1	0
Totals		1	0	2.35	7	0	0	0	0	7.2	6	2	2	1	7

ALL-STAR GAME RECORD

Year	Club/Site	W	L	ERA	G	GS	CG	SHO	SV	IP	H	R	ER	BB	SO
1983	A.L./Chi. (A)	0	0	9.00	1	0	0	0	0	2.0	5	2	2	0	0

VS. AL 1990 AND CAREER

1990							CAREER									
ERA	W	L	SV	G	IP	H	ER	vs. TEAM	ERA	W	L	SV	G	IP	H	ER
0.00	0	0	0	2	3.1	1	0	BALTIMORE	4.92	0	5	1	20	53.0	58	29
13.50	0	0	0	1	0.2	1	1	BOSTON	4.63	4	5	2	18	70.0	91	36
0.00	0	0	0	7	8.0	3	0	CALIFORNIA	2.82	5	6	2	31	108.1	103	34
1.59	0	0	0	5	5.2	3	1	CHICAGO	3.63	7	9	1	39	148.2	141	60
3.86	0	1	0	3	2.1	2	1	CLEVELAND	4.13	4	6	1	20	69.2	72	32
13.50	0	0	1	5	4.0	7	6	DETROIT	3.80	3	7	2	27	106.2	99	45
3.00	0	0	0	3	3.0	3	1	KANSAS CITY	4.67	4	9	3	29	88.2	113	46
1.80	0	0	1	6	5.0	3	1	MILWAUKEE	4.01	1	6	1	22	74.0	76	33
8.10	0	1	1	5	6.2	9	6	MINNESOTA	4.50	9	4	2	30	114.0	119	57
0.00	1	0	3	7	6.1	2	0	NEW YORK	3.90	7	9	5	36	122.1	120	53
1.93	1	0	0	5	4.2	3	1	SEATTLE	2.98	4	2	1	20	57.1	59	19
1.04	0	0	0	8	8.2	7	1	TEXAS	4.02	2	3	1	25	53.2	49	24
0.00	0	0	1	6	5.0	2	0	TORONTO	2.66	9	4	4	32	115.0	93	34
1.98	1	1	2	30	36.1	26	8	BEFORE ASB	3.06	60	59	17	253	1091.1	1019	371
3.67	1	1	5	33	27.0	20	11	AFTER ASB	4.61	37	68	10	238	830.0	933	425
1.80	2	0	6	28	30.0	19	6	HOME	3.42	56	61	14	245	1001.2	976	381
3.51	0	2	1	35	33.1	27	13	AWAY	4.06	41	66	13	246	919.2	976	415
1.55	1	1	4	25	29.0	19	5	DAY	3.82	23	36	9	155	553.2	575	235
3.67	1	1	3	38	34.1	27	14	NIGHT	3.69	74	91	18	336	1367.2	1377	561
1.74	0	0	1	6	10.1	5	2	APRIL	2.93	15	13	5	69	291.1	254	95
1.04	1	1	1	10	8.2	5	1	MAY	2.98	22	21	5	80	335.2	322	111
2.84	0	0	0	10	12.2	12	4	JUNE	2.88	18	14	5	75	350.1	322	112
5.11	1	1	2	14	12.1	13	7	JULY	5.24	14	30	4	85	281.2	337	164
1.23	0	0	2	10	7.1	4	1	AUGUST	3.98	17	25	5	88	325.1	353	144
3.00	0	0	1	13	12.0	7	4	SEPT/OCT	4.54	11	24	3	94	337.0	364	170

MAJOR LEAGUE FIELDING STATS

PITCHER

YEAR	PCT.	G	PO	A	E	TC	DP
1977	1.000	10	0	2	0	2	0
1978	.949	26	9	28	2	39	1
1979	.872	33	6	28	5	39	2
1980	.953	30	9	32	2	43	1
1981	.917	20	3	30	3	36	1
1982	.950	30	3	35	2	40	0
1983	.986	34	13	55	1	69	5
1984	.945	29	10	42	3	55	2
1985	.958	31	9	37	2	48	1
1986	.978	32	9	35	1	45	2
1987	.926	34	5	20	2	27	0
1988	.913	55	3	18	2	23	3
1989	.952	64	4	16	1	21	1
1990	.938	63	0	15	1	16	0
Totals	.946	491	83	393	27	503	19

HONEYCUTT'S BEST SEASON

W: 16 (1983)

SV: 12 (1989)

CG: 9 (1980)

ERA: 2.35 (1989)

G: 64 (1989)

IP: 213.2 (1978)

SO: 100 (1986)

LONGEST WINNING STREAK: 6, 4/12-5/8, 1980

LONGEST LOSING STREAK: 13, 5/18-9/13, 1987

GAME


LOW HIT CG: 2, 7/10/79 vs. New York

IP: 10, 4/12/80 vs. Toronto

SO: 8, 9/23/79 vs. Chicago

DID YOU KNOW...

That the same pitcher (California's George Brunet) gave up the first 2 Grand Slams in Oakland A's history. Sal Bando got to Brunet on April 16, 1969 vs. the Angels at the Coliseum and Rick Monday recorded his Grand Slam off Brunet exactly two weeks later in Anaheim.

**Dann Paul John Howitt****1991 Opening Day Age:** 27**Born:** Battle Creek, Michigan, February 13, 1964**Bats:** Left**Throws:** Right**Height:** 6-5**Weight:** 205**Major League Service:** 56 days**Obtained:** Oakland's 18th round selection in the June, 1986 free agent draft, regular phase.**Contract Status:** First year of a one-year contract through 1991.

1990 HIGHLIGHTS -- After an outstanding 1989 season at Double-A Dann made the jump to Triple-A Tacoma and after a slow start began to display the power and hitting ability he had shown in 1989 at Huntsville...did not homer until Tacoma's 67th game, on June 18th...but finished with 11 homers for the third best total on the club...was up with the Athletics for a week in late August and appeared in 2 games...made one start in rightfield at Detroit...and one pinch-hitting appearance...was 0 for 6 before returning to Tacoma for the Pacific Coast League playoffs...finished his Triple-A season with a .265 average, 11 homers and 69 RBI's in 118 games...tied for the club high in doubles with 30...in addition to playing 66 games at first base and 40 in the outfield Dann also played 19 games at third base...returned to Oakland September 10th and finished out the year with the A's...made 12 September appearances and picked up his first major league hit September 11th at Seattle...a triple off the M's Mike Gardiner...wound up 3 for 22 (.136) in 14 major league games...played first, third, and the outfield with the Athletics.

CAREER: 1986--after being drafted in the 18th round in June from Cal State Fullerton, spent his summer at Medford of the Northwest League...put together an excellent first pro year...his .317 average was sixth best in the league...that figure was second on his club as were his 37 RBIs...led the A's with 6 homers...named to *Baseball America's* Northwest League All-Star team. **1987**--moved up to Modesto of the California League...had a difficult time with the adjustment...playing the full year at Modesto hit .208 with 8 homers and 42 RBIs. **1988**--opened the year back at Modesto but had learned from the previous year...led his team with 18 homers and 86 RBIs...bumped his average up to .252, 44 points better than the previous season...moved up to supply depth to Triple-A Tacoma at the end of the California League season...appeared in 4 games for the Tigers with 2 hits in 15 at-bats. **1989**--put together an outstanding season at Double-A Huntsville and earned a September promotion to Oakland...the first time he had ever worn a major league uniform...had never even attended major league camp at that point...Howitt led the A's system in homers (26), RBI's (111) and total bases (253)...and in the Southern League finished third in homers, second in RBI's and topped the loop in total bases...spent most of his time at first base (108 games) but also played 36 games in the outfield...arrived in Oakland after the Southern League playoffs and was 0 for 3 in pinch-hitting appearances.

PERSONAL/MISCELLANEOUS: Graduated from Hastings High School (Michigan) in 1982...played baseball and basketball in high school...attended Michigan State for two years...played in two Big 10 Championships before transferring to Cal St. Fullerton...drafted by the A's after the 1986 collegiate season...Dann's brother, Shaun, played in the Kansas City Royals organization...lists water skiing among his hobbies...Dann and his wife, Kimberly, reside in Medford, Oregon during the winter months.

HOWITT, cont.

LIFETIME PLAYING RECORD

Year	Club	AVG.	G	AB	R	H	2B	3B	HR	RBI	BB	SO	SB	CS
1986	Medford	.317	66	208	36	66	9	2	6	37	49	37	5	1
1987	Modesto	.208	109	336	44	70	11	2	8	42	59	110	7	9
1988	Modesto	.252	132	480	75	121	20	2	18	86	81	106	11	5
	Tacoma	.133	4	15	1	2	1	0	0	0	0	4	0	0
1989	Huntsville	.281	138	509	78	143	28	2	26	111	68	107	2	1
	OAKLAND	.000	3	3	0	0	0	0	0	0	0	2	0	0
1990	Tacoma	.265	118	437	58	116	30	1	11	69	38	95	4	4
	OAKLAND	.136	14	22	3	3	0	1	0	1	3	12	0	0
M.L. Totals		.120	17	25	3	3	0	1	0	1	3	14	0	0

CAREER TRANSACTIONS: 1986 -- Selected by the Oakland Athletics in 18th round of free-agent draft, June 2.

VS. AL 1990 AND CAREER

1990 AVG.	AB	H	HR	RBI	CAREER vs. TEAM	AVG.	AB	H	HR	RBI
---	0	0	0	0	BALTIMORE	.000	1	0	0	0
---	0	0	0	0	BOSTON	.000	2	0	0	0
.000	2	0	0	0	CALIFORNIA	.000	2	0	0	0
.500	2	1	0	0	CHICAGO	.500	2	1	0	0
---	0	0	0	0	CLEVELAND	---	0	0	0	0
.000	7	0	0	0	DETROIT	.000	7	0	0	0
.000	2	0	0	0	KANSAS CITY	.000	2	0	0	0
---	0	0	0	0	MILWAUKEE	---	0	0	0	0
---	0	0	0	0	MINNESOTA	---	0	0	0	0
---	0	0	0	0	NEW YORK	---	0	0	0	0
.250	4	1	0	1	SEATTLE	.250	4	1	0	1
.200	5	1	0	0	TEXAS	.200	5	1	0	0
---	0	0	0	0	TORONTO	---	0	0	0	0
---	0	0	0	0	BEFORE ASB	---	0	0	0	0
.136	22	3	0	1	AFTER ASB	.120	25	3	0	1
.200	5	1	0	0	HOME	.143	7	1	0	0
.118	17	2	0	1	AWAY	.111	18	2	0	1
.000	4	0	0	0	vs. LEFT	.000	4	0	0	0
.167	18	3	0	1	vs. RIGHT	.143	21	3	0	1
.154	13	2	0	1	DAY	.133	15	2	0	1
.111	9	1	0	0	NIGHT	.100	10	1	0	0
---	0	0	0	0	APRIL	---	0	0	0	0
---	0	0	0	0	MAY	---	0	0	0	0
---	0	0	0	0	JUNE	---	0	0	0	0
---	0	0	0	0	JULY	---	0	0	0	0
.000	6	0	0	0	AUGUST	.000	6	0	0	0
.188	16	3	0	1	SEPT/OCT	.158	19	3	0	1

MAJOR LEAGUE FIELDING STATS

FIRST BASE

YEAR	PCT.	G	PO	A	E	TC	DP
1989	1.000	1	2	0	0	2	0
1990	1.000	5	18	1	0	19	3
Totals	1.000	6	20	1	0	21	3

THIRD BASE

YEAR	PCT.	G	PO	A	E	TC	DP
1990	---	1	0	0	0	0	0
Totals	---	1	0	0	0	0	0

OUTFIELD

YEAR	PCT.	G	PO	A	E	TC	DP
1989	---	1	0	0	0	0	0
1990	1.000	11	16	0	0	16	0
Totals	1.000	12	16	0	0	16	0

HOWITT'S BEST

SEASON

AVG: .136 (1990)

H: 3 (1990)

HR: --

RBI: 1 (1990)

SB: --

HIT STREAK: 2 games, 9/12-17, 1990

CAREER GRAND SLAMS: 0

GAME

H: 1 (three times), last time: 9/30/90 at Texas

HR: --

RBI: 1, 9/12/90 at Seattle

**James Douglas Jennings****1991 Opening Day Age:** 26**Born:** Atlanta, Georgia, September 30, 1964**Bats:** Left **Throws:** Left**Height:** 5-10 **Weight:** 175**Major League Service:** 1 year, 139 days**Obtained:** Selected by the Oakland A's in the major league draft (Rule 5) from the California Angels Edmonton roster, December 7, 1987.**Contract Status:** First year of a one-year contract through 1991.

1990 HIGHLIGHTS-- Opened the year back in Triple-A at Tacoma but was up and down between Triple-A and the major leagues three separate times and by October had earned a spot on the A's playoff roster...got off to a great start at Tacoma...over the first two months of the season hit .329 in 45 games with 12 doubles, 5 homers and 22 RBI's...added 23 walks...received his first call from Oakland on May 30th and was up until July 3rd...hit .189 for the A's in 18 games before returning to Tacoma July 3rd...returned to the A's just 12 days later, July 15th...was 5 for his first 17 (.294) after his return...one of Doug's biggest hits of the season was August 1st at the Coliseum off Seattle's Mike Schooler...RBI pinch single in the 11th inning broke up a 0-0 game and gave the win to Dave Stewart...despite that hit was just 5 for 30 in 15 August games before returning to Tacoma August 22nd...did belt his first homer of the season August 13th vs. Boston's Greg Harris...in fact both of Jennings homers in 1990 were hit off Harris...was recalled by the A's for the third and final time August 31st...for the season hit .346 at Tacoma with 6 homers and 30 RBI's in 60 games...saw his most extensive major league action of the year in September...appeared in 19 games with 45 at-bats...belted his second homer off Harris in Fenway September 5th...Doug played and started in both left and right field...also played a game at first base and was used 6 times in a pinch-hitter role...was 0 for 1 in the ALCS and 1 for 1 in the series.

CAREER: 1984--selected in the 2nd round of the January, 1984 free agent draft...played at Salem of the Northwest League that first season...hit .260 with 1 HR and 17 RBIs. **1985**--moved up to Quad City of the Midwest League...hit .254 in 95 games...also had 17 doubles, 7 triples and 5 homers. **1986**--played his third year of pro ball in Palm Springs...blossomed into a fine hitter, accumulating a .317 average to go along with 31 doubles, 9 triples and 17 homers...also knocked in 89 runs...walked 117 times in 129 games and struck out 103 times. **1987**--played the entire year at Midland (AA) of the Texas League...earned All-Star honors with a brilliant season...tied for the league high in homers (30), finished fourth in RBIs (104) and third in runs scored (106)...led the league in walks (94) and hit by pitch (13) and was fifth in total bases (282)...his .338 average was fourth best...average never dipped below .313 in 1987...had 45 multi-hit games...had 5 hits in a game twice...longest hitless string during the entire year was 2 games (three times). **1988**--drafted by the A's from California in the December, Rule 5 draft...played his way onto the opening day roster and, except for a short stint on the DL, played the year in Oakland...led A's pinch hitters with 5 hits and 5 RBIs...first ML hit a bases loaded double off DeWayne Buice and his former club, the Angels, 4/9 in Anaheim...had a 4-hit game in his first ML start, 4/13 in Seattle...also cracked his first ML homer that night. **1989**--played the full year at Tacoma before a September recall to Oakland...led the Tigers and the Pacific Coast League in runs (99) and walks (93)...also finished third in the league in games (137) and doubles (35)...led Tacoma with a .399 on-base percentage, 214 total bases and 64 RBI's...was 0 for 4 in four September games for the A's.

JENNINGS, cont.

PERSONAL/MISCELLANEOUS: Graduated from Tallahassee Leon High School in June, 1982...four-time baseball letterman there...earned an AA degree at Brevard City College...drafted in the second round and then signed by California in January, 1984...during the winter Doug and his wife, Laura, reside in Boca Raton, Florida.

LIFETIME PLAYING RECORD

Year	Club	AVG.	G	AB	R	H	2B	3B	HR	RBI	BB	SO	SB	CS
1984	Salem	.250	52	173	29	45	7	1	1	17	40	45	12	12
1985	Quad City	.254	95	319	50	81	17	7	5	54	62	76	10	8
1986	Palm Springs	.317	129	429	95	136	31	9	17	89	117	103	7	11
1987	Midland	.338	126	464	106	157	33	1	30	104	94	136	7	2
1988	OAKLAND	.208	71	101	9	21	6	0	1	15	21	28	0	1
	Tacoma	.327	16	49	12	16	1	0	0	9	18	13	5	1
1989	Tacoma	.274	137	497	99	136	35	5	11	64	93	95	10	12
	OAKLAND	.000	4	4	0	0	0	0	0	0	0	2	0	0
1990	Tacoma	.346	60	208	32	72	19	1	6	30	31	36	4	2
	OAKLAND	.192	64	156	19	30	7	2	2	14	17	48	0	3
M.L. Totals		.195	139	261	28	51	13	2	3	29	38	78	0	4

CAREER TRANSACTIONS: 1986 -- Selected by the California Angels in 2nd round of free-agent draft, January 17. 1987 -- Selected by the Oakland Athletics in the major league draft (Rule 5), December 7. 1988 -- On disabled list, June 27 to July 31; included rehabilitation disability assignment to Tacoma, July 15 to July 31.

LEAGUE CHAMPIONSHIP SERIES RECORD

Year	Club/Opp.	AVG.	G	AB	R	H	2B	3B	HR	RBI	BB	SO	SB	CS
1990	OAK vs. BOS	.000	1	1	0	0	0	0	0	0	0	0	0	0

WORLD SERIES RECORD

Year	Club/Opp.	AVG.	G	AB	R	H	2B	3B	HR	RBI	BB	SO	SB	CS
1990	OAK vs. CIN	1.000	1	1	0	1	0	0	0	0	0	0	0	0

VS. AL 1990 AND CAREER

1990	AB	H	HR	RBI	CAREER	AVG.	AB	H	HR	RBI
.111	9	1	0	0	vs. TEAM	.143	14	2	0	0
.308	13	4	2	3	BALTIMORE	.278	18	5	2	4
.125	8	1	0	0	BOSTON	.087	23	2	0	3
.259	27	7	0	4	CALIFORNIA	.263	38	10	0	6
.250	8	2	0	1	CHICAGO	.200	10	2	0	1
.125	16	2	0	1	CLEVELAND	.111	18	2	0	1
.133	15	2	0	1	DETROIT	.129	31	4	0	2
.333	3	1	0	0	KANSAS CITY	.143	7	1	0	1
.077	13	1	0	0	MILWAUKEE	.087	23	2	0	1
.200	5	1	0	0	MINNESOTA	.273	11	3	0	2
.333	6	2	0	2	NEW YORK	.474	19	9	1	6
.087	23	2	0	2	SEATTLE	.132	38	5	0	2
.400	10	4	0	0	TEXAS	.364	11	4	0	0
.189	53	10	0	6	TORONTO	.188	96	18	1	13
.194	103	20	2	8	BEFORE ASB	.200	165	33	2	16
.176	85	15	1	6	AFTER ASB	.159	138	22	1	9
.211	71	15	1	8	HOME	.236	123	29	2	20
.231	13	3	0	0	AWAY	.214	14	3	0	0
.189	143	27	2	14	vs. LEFT	.194	247	48	3	29
.195	87	17	0	6	vs. RIGHT	.164	134	22	0	8
.188	69	13	2	8	DAY	.228	127	29	3	21
---	0	0	0	0	NIGHT	.273	22	6	1	6
---	0	0	0	0	APRIL	.083	12	1	0	1
.189	53	10	0	6	MAY	.177	62	11	0	6
.214	28	6	0	1	JUNE	.214	28	6	0	1
.167	30	5	1	2	JULY	.236	55	13	1	7
.200	45	9	1	5	AUGUST	.171	82	14	1	8
					SEPT/OCT					

MAJOR LEAGUE FIELDING STATS

FIRST BASE

YEAR	PCT.	G	PO	A	E	TC	DP
1988	.983	14	53	4	1	58	8
1990	1.000	4	28	0	0	28	5
Totals	.988	18	81	4	1	86	13

OUTFIELD

YEAR	PCT.	G	PO	A	E	TC	DP
1988	1.000	23	32	1	0	33	0
1989	1.000	3	2	0	0	2	0
1990	.984	45	62	1	1	64	0
Totals	.990	71	96	2	1	99	0

JENNINGS' BEST

SEASON

AVG: .208 (1988)

H: 30 (1990)

HR: 2 (1990)

RBI: 15 (1988)

SB: --

HIT STREAK: 4 games (twice), last time: 9/17-23, 1990

CAREER GRAND SLAMS: 0

GAME

H: 4, 4/13/88 at Seattle

HR: 1 (three times), last time: 9/5/90 at Boston

RBI: 3, 4/9/88 at California

58

JOE KLINK

LHP



Joseph Charles Klink

1991 Opening Day Age: 29

Born: Johnstown, Pennsylvania, February 3, 1962

Bats: Left

Throws: Left

Height: 5-11

Weight: 175

Major League Service: 1 year, 61 days

Obtained: Acquired from the Minnesota Twins for a player to be named later (pitcher Russ Kibler) March 31, 1988.

Contract Status: First year of a one-year contract through 1991.

1990 HIGHLIGHTS -- A longshot to make the club as a non-roster player at spring training Klink not only made the club but became a valuable member of the best bullpen in baseball...used for short stints vs. mostly lefthanded hitters Joe excelled and registered his first full major league season...did not appear in the ALCS vs. Boston but did make one appearance in the Series...walked the only batter he faced in game #3...Joe had no decisions on the year but recorded his first major league save in his final appearance of the season, September 30th at Texas...Joe saved Steve Chitren's first major league win...his longest appearance of the season was 2.2 innings, twice...was at his best from July through the remainder of the season...on July 1st he had made 18 appearances and allowed 6 earned runs in 17.0 innings (3.68 ERA)...over his final 22 games of the season covering 22.2 innings Joe was touched for 3 earned runs (1.19 ERA) to lower his season ERA to a final 2.04...had success despite not pitching on a regular basis...in August had a stretch of 9 days where he did not see game action (August 10-18th) and then went a span of 11 days without work August 29-September 10th...lefthanded hitters hit for a .235 average (12 for 51) vs. Klink.

CAREER: 1983--drafted by the Mets in the 36th round Joe spent his first year of pro baseball at Columbia of the South Atlantic League...worked in 12 games, with one start...1984--returned to Columbia where he spent the full season...led his club with 11 saves and added 49 strikeouts in 38.2 innings...1985--moved to Lynchburg of the Carolina League and set then career highs in wins (3), games (44) and innings (51.2) plus had 59 strikeouts in just 51.2 innings...1986--January 16th was traded to Minnesota along with Billy Beane for Tim Teufel and Pat Crosby...reported to Orlando of the Southern League where he tied his then career high of 11 saves in 45 games...again had a high strikeout to innings pitched ratio with 63 strikeouts in 68.0 innings. 1987--made the Twins opening day roster and made his big league debut vs. the Athletics on April 9th in the Metrodome...made 12 relief appearances with one decision (a loss to Boston) before being optioned to Portland on June 5th. 1988--traded to Oakland for a player to be named later at the conclusion of spring training, March 31st...was sent to Huntsville to begin his A's career...after good

KLINK, cont.

success with the Stars (1-2, 0.78) was bumped up to Tacoma on June 19th to finish out the season...went 2-1 with 1 save and a 5.12 ERA in 27 games for Tacoma...**1989**--his best minor league season...opened the year in Huntsville and except for a two week stint at Tacoma in early June spent the year as the Stars "closer"...finished with a personal and league best 26 saves...had 59 strikeouts in 60.2 innings...his work in the Southern League earned Joe a spot on the league All-Star squad...during his two weeks in Tacoma worked in 6 games and did not allow a run over 6.2 innings.

PERSONAL/MISCELLANEOUS: Joe and his wife, Terri, reside in Pembroke Pines, Florida with their daughter, Stephanie, during the off season...he is a graduate of Chaminade High School in Hollywood, Florida...attended Biscayne College in Opa Locka, Florida.

LIFETIME PITCHING RECORD

Year	Club	W	L	ERA	G	GS	CG	SHO	SV	IP	H	R	ER	BB	SO
1983	Columbia	2	2	4.62	12	1	0	0	0	25.1	24	16	13	14	14
1984	Columbia	5	4	3.49	31	0	0	0	11	38.2	30	19	15	28	49
1985	Lynchburgh	3	3	2.26	44	0	0	0	5	51.2	41	16	13	26	59
1986	Orlando	4	5	2.51	45	0	0	0	11	68.0	59	24	19	37	63
1987	MINNESOTA	0	1	6.65	12	0	0	0	0	23.0	37	18	17	11	17
	Portland	0	0	4.30	12	0	0	0	0	23.0	25	14	11	13	14
1988	Huntsville	1	2	0.78	21	0	0	0	3	34.1	25	6	3	14	30
	Tacoma	2	1	5.12	27	0	0	0	1	38.2	47	29	22	17	32
1989	Huntsville	4	4	2.82	57	0	0	0	26	60.2	46	19	19	23	59
	Tacoma	0	0	0.00	6	0	0	0	0	6.2	2	0	0	2	5
1990	OAKLAND	0	0	2.04	40	0	0	0	1	39.2	34	9	9	18	19
M.L. TOTALS		0	1	3.73	52	0	0	0	5	62.2	71	27	26	29	36

CAREER TRANSACTIONS: **1983**--Selected by the New York Mets organization in the 36th round of the free-agent draft, June 6. **1986**--Traded to the Minnesota Twins organization with Billy Beane for Tim Teufel and Pat Crosby, January 16. **1988**--Traded to the Oakland Athletics organization for a player to be named later, March 31. Russ Kibler sent to Minnesota to complete the deal, June 25.

LEAGUE CHAMPIONSHIP SERIES RECORD

Year	Club/Opp.	W	L	ERA	G	GS	CG	SHO	SV	IP	H	R	ER	BB	SO
1990	OAK vs. BOS														

(Did not appear)

WORLD SERIES RECORD

Year	Club/Opp.	W	L	ERA	G	GS	CG	SHO	SV	IP	H	R	ER	BB	SO
1990	OAK vs. CIN	0	0	---	1	0	0	0	0	0.0	0	0	0	1	0

A's 1990 BATTING WITH THE BASES LOADED

PLAYER	AVG.	AB	H	2B	3B	HR	RBI	BB	SO	SF	DP
Afenir	.000	0	0	0	0	0	1	0	0	1	0
Baines	.333	3	1	1	0	0	4	0	1	1	0
Blankenship	.000	3	0	0	0	0	1	1	0	0	0
J. Canseco	.556	9	5	0	0	1	12	0	1	0	1
Gallego	.167	6	1	0	0	0	3	0	1	0	3
Hassey	.000	5	0	0	0	0	3	0	1	1	0
D. Henderson	.286	14	4	1	0	0	10	1	3	2	1
R. Henderson	.333	9	3	0	0	0	9	3	2	1	0
Howard	.000	2	0	0	0	0	0	0	1	0	0
Howitt	.000	2	0	0	0	0	0	0	2	0	0
Jennings	.250	4	1	0	0	0	3	0	2	1	0
Lansford	.364	11	4	1	0	0	15	3	2	3	0
Lewis	.000	1	0	0	0	0	0	0	0	0	0
McGee	.400	5	2	0	0	0	5	1	2	0	0
McGwire	.300	20	6	0	0	1	17	1	6	3	0
Quirk	.333	3	1	0	0	0	2	0	1	0	0
Randolph	.125	8	1	0	0	0	5	0	1	1	0
Steinbach	.579	19	11	3	0	1	25	0	1	2	0
Weiss	.667	3	2	1	0	0	6	1	1	1	0
others	.571	7	4	0	0	1	11	0	0	1	0
TOTALS	.343	134	46	7	0	4	132	11	28	18	5

VS. AL 1990 AND CAREER

1990							CAREER									
ERA	W	L	SV	G	IP	H	ER	vs. TEAM	ERA	W	LSV	G	IP	H	ER	
0.00	0	0	0	6	6.1	1	0	BALTIMORE	0.00	0	0	0	8	6.2	4	0
0.00	0	0	0	1	0.1	0	0	BOSTON	9.00	0	1	0	2	1.0	2	1
9.00	0	0	0	3	1.0	3	1	CALIFORNIA	4.50	0	0	0	4	4.0	9	2
0.00	0	0	0	4	4.1	6	0	CHICAGO	0.00	0	0	0	4	4.1	6	0
0.00	0	0	0	2	4.0	4	0	CLEVELAND	0.00	0	0	0	3	4.0	4	0
5.06	0	0	0	6	5.1	7	3	DETROIT	10.97	0	0	0	8	10.2	20	13
2.25	0	0	0	3	4.0	2	1	KANSAS CITY	2.25	0	0	0	3	4.0	2	1
2.45	0	0	0	4	3.2	2	1	MILWAUKEE	2.45	0	0	0	4	3.2	2	1
4.50	0	0	0	3	4.0	3	2	MINNESOTA	4.50	0	0	0	3	4.0	3	2
---	0	0	0	0	0.0	0	0	NEW YORK	0.00	0	0	0	1	2.2	2	0
0.00	0	0	0	5	4.1	3	0	SEATTLE	1.42	0	0	0	6	6.1	5	1
3.86	0	0	1	3	2.1	3	1	TEXAS	3.86	0	0	1	3	2.1	3	1
---	0	0	0	0	0.0	0	0	TORONTO	1.35	0	0	0	1	6.2	5	1
2.70	0	0	0	20	20.0	18	6	BEFORE ASB	4.81	0	1	0	32	43.0	55	23
1.37	0	0	1	20	19.2	16	3	AFTER ASB	1.37	0	0	1	20	19.2	16	3
1.59	0	0	0	17	17.0	13	3	HOME	2.35	0	0	0	24	30.2	32	8
2.38	0	0	1	23	22.2	21	6	AWAY	5.06	0	1	1	28	32.0	39	18
1.59	0	0	1	14	17.0	8	3	DAY	2.11	0	0	1	17	21.1	13	5
2.38	0	0	0	26	22.2	26	6	NIGHT	4.57	0	1	0	35	41.1	58	21
3.60	0	0	0	6	5.0	3	2	APRIL	5.11	0	0	0	10	12.1	15	7
1.93	0	0	0	5	4.2	3	1	MAY	5.49	0	0	0	12	19.2	26	12
3.68	0	0	0	7	7.1	8	3	JUNE	4.50	0	1	0	8	8.0	10	4
1.00	0	0	0	6	9.0	7	1	JULY	1.00	0	0	0	6	9.0	7	1
1.29	0	0	0	8	7.0	5	1	AUGUST	1.29	0	0	0	8	7.0	5	1
1.35	0	0	1	8	6.2	8	1	SEPT/OCT	1.35	0	0	1	8	6.2	8	1

MAJOR LEAGUE FIELDING STATS

PITCHER

YEAR	PCT.	G	PO	A	E	TC	DP
1987	1.000	12	0	2	0	2	1
1990	1.000	40	1	1	0	2	0
Totals	1.000	52	1	3	0	4	1

KLINK'S BEST

SEASON

W: --

SV: 1 (1990)

CG: --

ERA: 2.04 (1990)

G: 40 (1990)

IP: 39.2 (1990)

SO: 19 (1990)

LONGEST WINNING STREAK: none

LONGEST LOSING STREAK: 1, 6/3/87 to present

GAME

LOW HIT CG: none

IP: 6.2, 5/13/87 vs. Toronto

SO: 6, 5/13/87 vs. Toronto

4

CARNEY LANSFORD

IF



Carney Ray Lansford

1991 Opening Day Age: 34

Born: San Jose, California, February 7, 1957

Bats: Right Throws: Right

Height: 6-2 Weight: 195

Major League Service: 13 years

Obtained: Acquired from the Boston Red Sox with outfielder Garry Hancock and a player to be named later (pitcher Jerome King) in exchange for outfielder Tony Armas and catcher Jeff Newman, December 6, 1982.

Contract Status: Third year of a three-year contract through 1991.

1990 HIGHLIGHTS -- A snowmobiling accident near his home in Baker, Oregon on the final day of 1990 put Carney's 1991 season in jeopardy...A's team orthopedist, Dr. Rick Bost, repaired the medial collateral ligament and reconstructed the anterior cruciate ligament in Carney's left knee on January 16th at Children's Hospital in San Francisco...Lansford is ex-

pected to miss much of the season...during the 1990 season Carney did not post the type of offensive numbers he did in 1989 but was once again rock solid at third base...for the fourth season in the past five was the top fielding third baseman in the American League (by percentage)...made just 9 errors in 126 games at third...a .970 pace...made just 2 errors after August 20th...since arriving in 1983 Lansford has played 971 games at third for the A's...in the Athletics history (1901-1990) only Sal Bando (1,446) has played more games at third base for the A's...Carney's average the second lowest of his career...hit .261 for the Angels during his third year in the league (1980)...the .268 average represented a drop of 68 points from his career best .336 in 1989...spent most of the season batting in either the 1, 2 or 3 spots of the order...batted second behind Rickey Henderson 80 times...the top number on the club...was the A's leadoff man 11 times when Rickey was out with injuries and batted in the third spot 19 times when Canseco was out of the lineup...opened the year scalding hot...in the A's first 7 games was 14 for his first 33 (.424) and capped that streak with a 3 hit night at Anaheim April 17th that included his first homer of the season...off Langston...cooled off over the second half of April and finished the month at .296 with 9 RBI's in 18 games...average remained around .300 through early June but fell under the .300 level June 6th and never did make it back...hit .226 in June and average slipped to .278 by the end of the month...hit one of the A's club record 7 homers in Cleveland July 6th...finished at .278 at the break with 3 homers and 32 RBI's...played in just one game after the break before his right hamstring tightened...spent 15 days on the DL July 12-27th...had 3 hits on 3 consecutive nights vs. the Yankees August 10-12th...and with 2 hits vs. the Red Sox in his next game was at .286 on August 13th...but that was the top mark for the remainder of the year...finished out the year 6 for his last 36.

CAREER: 1975--the Angels number 3 selection in the June draft...played in just 8 games at Idaho Falls. 1976--moved to Quad Cities and hit .287 with 14 homers and 86 RBIs...his RBI total was fourth in the Midwest League. 1977--his final minor league season...and his best...hit .332 at El Paso...finished third in the Texas League in runs scored (98), fourth in RBIs (94), tied for fifth in homers (18), plus led the league third baseman in fielding percentage, putouts, assists and double plays...named to the Texas League All-Star team...and league Topps Player of the Month for August. 1978--at the age of 21 took over the starting third base spot for the Angels...ended the year with a .294 average...the top figure for a rookie major leaguer with 100 or more at-bats...finished third in AL Rookie of the Year balloting...named Angel Rookie of the Year by the Los Angeles BBWAA. 1979--led AL third basemen in fielding (.983) with 7 errors in 157 games...finished 5th in runs scored (114), and 4th in hits (188)...added career high 19 homers plus 79 RBIs. 1980--average slipped to .261...but added career high 80 RBIs...and led AL third basemen in putouts and led league in sacrifice flies (11)...topped the Angels in GWRBIs (10) and runs (87)...traded to Boston with Mark Clear and Rick Miller for Rick Burleson and Butch Hobson, December 10th. 1981--hit .336 to lead the AL and become first right-handed hitter to lead league since 1970...second in AL hits (134), and fifth in OBP (.391)...led Bosox by hitting .366 with men on and .388 with men in scoring position...named third baseman on U.P.I. AL All-Star squad and on *The Sporting News* Silver Bat Team...finished 6th in AL MVP voting. 1982--second consecutive year over .300 (.301)...injured ankle in collision at home plate with the Tigers' Lance Parrish...still had 10 games of 3 or more hits and 45 multiple-hit games...traded to the A's in December. 1983--Carney was limited to just 80 games because of wrist and ankle injuries but still led the A's in hitting at .308...had a then personal and Oakland record 19-game hitting streak in July...went against the book hitting .343 vs. right-handers, .238 vs. left-handers...also hit .203 during the day and .342 under the lights. 1984--Carney led the A's with 48 multiple-hit games on the way to finishing up with his fourth straight .300 year...had 11 3-hit games and two 4-hit games...was hitting .265 when moved into the No. 2 spot in the batting order July 30th and went on to hit .355 the remainder

of the season...hit in 52 of last 58 games, including an AL-high and team record 24-game streak from July 27th through August 21st...after going 0 for 5 against Detroit, Carney went on to hit in 11 consecutive games...collected the 1,000th hit of his career off Steve Farr of Cleveland September 8th...stole home June 18th against Kansas City as part of a double steal with Davey Lopes. **1985**--Carney was on his way to a fine season until he was hit on the wrist by a pitch July 25th in Milwaukee...he suffered a broken right wrist that day, effectively ending his season...hit .282 up to that point in the campaign...he did try to come back, playing 7 games near the end of the season...hit .284 in May, .287 in June and .326 in July to keep the A's in the pennant race...had a 13-game hitting streak from June 15th through the 29th...had a fine year defensively, making only 5 errors to finish with a .976 fielding percentage (highest among AL regulars). **1986**--Carney had another fine year with the A's both at the plate and in the field...rebounded from injury-plagued 1985 season with a .284 average and 19 homers...got out of the blocks fast, hitting an even .300 in April...continued to hit well in May, getting at least 1 hit in 13 of the first 14 games that month...finished May with a .276 average, 5 homers and 12 RBIs...hit .280 in June with 2 homers and 6 RBIs...stayed consistent through July and August, hitting .283 and .275 respectively...had 4 home runs in 5 games from August 22nd through the 26th...finished the season strong, hitting .305 in September. **1987**--tied for the club high with a .289 average after flirting with .300 for most of the season...for second consecutive season hit 19 homers...that total tied his career high (3 times)...set a personal best with 27 steals...76 RBIs his best total since 1980 and third best for his career...was brilliant in the field all year long...made only 7 errors at third base in 354 total chances...led ML third basemen with a .980 fielding percentage. **1988**--split season for Carney...was leading the A.L in hitting on May 20th with a .402 average...hit safely in 46 of the A's first 53 games...named AL Player of the Month for May after hitting .444 for the month...but the wheels came off after he reached the .402 mark...for the remainder of the season hit .196...was named to the AL All-Star squad for the first time...went 0 for 1 in the game at Cincinnati...made just 7 errors at third base in 340 total chances...his .979 fielding percentage was the best among ML third basemen who played 100 or more games at the position...hit .294 in the ALCS vs. Boston with a double, homer and 2 RBIs...hit .167 vs. the Dodgers in the Series. **1989**--one of his finest offensive seasons and one of the best in Oakland history...finished second to Puckett with a career best and club record .336 average...capped his year with a brilliant post season...hit a combined .444 (12 for 27) in the A's 9 post season games...added a homer, 8 RBI's and 5 walks...hit over .300 in all but one month (.292 in June) and better than .400 in both May and July...had a club best 19 game hitting streak from August 3-23rd...added a career best 37 steals to his offensive totals...spent most of his time batting behind Rickey in the #2 spot of the order...hit .362 in the second slot.

PERSONAL/MISCELLANEOUS: Graduated from Wilcox (Santa Clara, CA) High School...earned 10 letters in football, basketball and baseball...captained baseball team three years, basketball 2 years and football his senior season...in baseball was named MVP of Santa Clara Valley Athletic League and of Central Coast section his senior year...played

A's ONE-SEASON MILESTONES

.300 BATTING AVERAGE

JOSE CANSECO (.307, 1988)

DAVE HENDERSON (.304, 1988)

RICKEY HENDERSON (.325, 1990; .319, 1981; .303, 1980)

CARNEY LANSFORD (.308, 1983; .300, 1984; .336, 1989)

Mitchell Page (.307, 1977)

Joe Rudi (.305, 1972)

Claudell Washington (.308, 1975)

LANSFORD, cont.

Little League baseball and helped lead his team to the World Series finals at Williamsport, Pennsylvania...has 4 brothers...Carney and his wife, Debbie, have two sons, Joshua and Jared, and make their winter home in Baker, Oregon.

LIFETIME PLAYING RECORD

Year	Club	AVG.	G	AB	R	H	2B	3B	HR	RBI	BB	SO	SB	CS
1975	Idaho Falls	.222	8	27	5	6	2	0	1	1	2	6	2	0
1976	Quad Cities	.287	121	418	87	120	19	5	14	86	72	70	26	7
1977	El Paso	.332	120	443	98	147	17	3	18	94	72	82	20	3
1978	CALIFORNIA	.294	121	453	63	133	23	2	8	52	31	67	20	9
1979	CALIFORNIA	.287	157	654	114	188	30	5	19	79	39	115	20	8
1980	CALIFORNIA	.261	151	602	87	157	27	3	15	80	50	93	14	5
1981	BOSTON	.336	102	399	61	134	23	3	4	52	34	28	15	10
1982	BOSTON	.301	128	482	65	145	28	4	11	63	46	48	9	4
1983	OAKLAND	.308	80	299	43	92	16	2	10	45	22	33	3	8
1984	OAKLAND	.300	151	597	70	179	31	5	14	74	40	62	9	3
1985	OAKLAND	.277	98	401	51	111	18	2	13	46	18	27	2	3
1986	OAKLAND	.284	151	591	80	168	16	4	19	72	39	51	16	7
1987	OAKLAND	.289	151	554	89	160	27	4	19	76	60	44	28	8
1988	OAKLAND	.279	150	556	80	155	20	2	7	57	35	35	29	8
1989	OAKLAND	.336	148	551	81	185	28	2	2	52	51	25	37	15
1990	OAKLAND	.268	134	507	58	136	15	1	3	50	45	50	16	14
M.L. Totals		.292	1722	6646	942	1943	302	39	144	798	500	678	218	102

CAREER TRANSACTIONS: 1975 -- Selected by the California Angels in 3rd round of free-agent draft, June 4. On disabled list, July 21 to September 30. 1978 -- On disabled list, June 11 to July 7. 1980 -- Traded with pitcher Mark Clear and outfielder Rick Miller to the Boston Red Sox for shortstop Rick Burleson and third baseman Butch Hobson, December 10. 1982 -- On disabled list, June 24 to July 21. Traded with outfielder Garry Hancock and a player to be named later to the Oakland Athletics for outfielder Tony Armas and catcher Jeff Newman, December 6; Oakland acquired pitcher Jerry King to complete the deal, December 20. 1983 -- On disabled list, May 19 to June 7. 1985 -- On disabled list, July 26 to August 28. 1990 -- On disabled list, July 12 to July 27.

LEAGUE CHAMPIONSHIP SERIES RECORD

Year	Club/Opp.	AVG.	G	AB	R	H	2B	3B	HR	RBI	BB	SO	SB	CS
1979	CAL vs. BALT	.294	4	17	2	5	0	0	0	3	1	2	1	1
1988	OAK vs. BOS	.294	4	17	4	5	1	0	1	2	0	2	0	1
1989	OAK vs. TOR	.455	3	11	2	5	0	0	0	4	2	0	2	0
1990	OAK vs. BOS	.438	4	16	2	7	1	0	0	2	0	1	0	0
Totals		.361	15	61	10	22	2	0	1	11	3	5	3	2

WORLD SERIES RECORD

Year	Club/Opp.	AVG.	G	AB	R	H	2B	3B	HR	RBI	BB	SO	SB	CS
1988	OAK vs. L.A.	.167	5	18	2	3	0	0	0	1	2	2	0	0
1989	OAK vs. S.F.	.438	4	16	5	7	1	0	1	4	3	1	0	0
1990	OAK vs. CIN	.267	4	15	0	4	0	0	0	1	1	0	1	0
Totals		.286	13	49	7	14	1	0	1	6	6	3	1	0

RAINOUTS AND SHORTENED GAMES AT THE COLISEUM

1968 May 24th vs. Detroit, called at the end of 7th inning with the score tied at 2-2.

1970 April 13th vs. Seattle, rainout

1971 April 9th vs. Kansas City, game shortened to 5 1/2 innings, A's won 5-0.

1972 September 25th vs. Minnesota, rainout

September 26th vs. Minnesota, rainout

October 17th, Game 3 of the World Series vs. Cincinnati, rainout

1978 April 15th vs. California, rainout

April 24th vs. Minnesota, rainout

1979 April 26th vs. New York, rainout

1982 April 10th vs. Seattle, rainout

1983 April 23rd vs. Boston, rainout

April 30th vs. Detroit, rainout

September 30th vs. Chicago, rainout

1988 May 6th vs. Cleveland, rainout

1990 May 27th vs. Cleveland, rainout

ALL-STAR GAME RECORD

Year	Club/Site	AVG.	G	AB	R	H	2B	3B	HR	RBI	BB	SO	SB	CS
1989	A.L./Cin.	.000	1	1	0	0	0	0	0	0	0	0	0	0

VS. AL 1990 AND CAREER

1990					CAREER					
AVG.	AB	H	HR	RBI	vs. TEAM	AVG.	AB	H	HR	RBI
.319	47	15	0	4	BALTIMORE	.289	481	139	16	67
.188	48	9	0	5	BOSTON	.296	480	142	15	58
.242	33	8	1	6	CALIFORNIA	.287	408	117	9	56
.255	47	12	0	1	CHICAGO	.260	543	141	10	54
.406	32	13	1	5	CLEVELAND	.342	506	173	15	63
.270	37	10	1	5	DETROIT	.305	514	156	14	70
.179	28	5	0	2	KANSAS CITY	.266	467	124	10	55
.179	28	5	0	3	MILWAUKEE	.284	511	145	6	54
.205	44	9	0	2	MINNESOTA	.270	519	140	8	46
.326	46	15	0	5	NEW YORK	.315	438	138	4	45
.357	42	15	0	4	SEATTLE	.324	552	179	12	81
.286	42	12	0	6	TEXAS	.272	522	142	10	62
.242	33	8	0	2	TORONTO	.289	456	132	11	57
.278	309	86	3	32	BEFORE ASB	.294	3564	1047	76	415
.253	198	50	0	18	AFTER ASB	.291	3082	896	68	383
.298	215	64	1	19	HOME	.302	3176	959	62	397
.247	292	72	2	31	AWAY	.284	3470	984	82	401
.345	119	41	1	11	vs. LEFT	.304	1909	580	43	234
.245	388	95	2	39	vs. RIGHT	.288	4737	1363	101	564
.260	169	44	0	15	DAY	.312	2248	702	53	282
.272	338	92	3	35	NIGHT	.282	4398	1241	91	516
.296	81	24	1	9	APRIL	.294	950	279	14	118
.313	99	31	0	14	MAY	.315	1192	375	29	141
.226	93	21	1	7	JUNE	.274	1096	300	29	132
.250	56	14	1	4	JULY	.277	1056	292	20	113
.296	108	32	0	13	AUGUST	.308	1232	379	31	160
.200	70	14	0	3	SEPT/OCT	.284	1120	318	21	134

MAJOR LEAGUE FIELDING STATS

FIRST BASE

YEAR	PCT.	G	PO	A	E	TC	DP
1986	.995	60	413	22	2	437	24
1987	1.000	17	58	9	0	67	5
1988	1.000	9	12	1	0	13	2
1989	1.000	15	91	5	0	96	9
1990	1.000	5	28	1	0	29	2
Totals	.997	106	602	38	2	642	42

SECOND BASE

YEAR	PCT.	G	PO	A	E	TC	DP
1986	1.000	1	0	1	0	1	0
1988	---	1	0	0	0	0	0
Totals	1.000	2	0	1	0	1	0

THIRD BASE

YEAR	PCT.	G	PO	A	E	TC	DP
1978	.942	117	93	182	17	292	18
1979	.983	157	135	263	7	405	29
1980	.955	150	151	250	19	420	29
1981	.951	86	70	180	13	263	17
1982	.968	114	83	216	10	309	19
1983	.957	78	60	163	10	233	19
1984	.957	151	137	268	18	423	27
1985	.976	97	85	119	5	209	11
1986	.982	100	67	147	4	218	13
1987	.980	142	98	249	7	354	15
1988	.979	143	113	220	7	340	16
1989	.957	136	104	183	13	300	11
1990	.970	126	100	194	9	303	22
Totals	.966	1597	1296	2634	139	4069	246

SHORTSTOP

YEAR	PCT.	G	PO	A	E	TC	DP
1978	.833	2	1	4	1	6	0
1983	---	1	0	0	0	0	0
Totals	.833	3	1	4	1	6	0

LANSFORD'S BEST SEASON

AVG: .336 (1981* & 1989)

H: 188 (1979)

HR: 19 (1979, 1986 & 1987)

RBI: 80 (1980)

SB: 37 (1989)

HIT STREAK: 24 games, 7/27-8/21, 1984

CAREER GRAND SLAMS: 2, 6/29/83 vs. Kansas City and 9/19/82 vs. Detroit

GAME

H: 5, 5/17/81 vs. Kansas City

HR: 3, 9/1/79 at Cleveland

RBI: 5, 8/2/83 at Seattle

* Led league

**Vance Aaron Law****1991 Opening Day Age:** 34**Born:** Boise, Idaho, October 1, 1956**Bats:** Right **Throws:** Right**Height:** 6-1 **Weight:** 190**Major League Service:** 8 years, 143 days**Obtained:** Signed as a free agent, January 7, 1991**Contract Status:** First year of a one-year contract through 1991.

1990 HIGHLIGHTS -- After becoming a free agent following the 1989 season with the Cubs Vance signed with the Chunichi Dragons of the Japanese Leagues...led his club in average (.313), homers (29) and RBI's (78)...his .560 slugging percentage topped the Central League and was fifth best in the Japanese Leagues...Law's .313 average was second among all Americans playing in Japan during the 1990 season...was released from his contract with Chunichi on November 20th.

CAREER: 1978--selected in the 38th round by Pittsburgh, Vance reported to Bradenton of the Gulf Coast League but after just one game moved up to Salem of the Carolina League and hit .319 in 60 games. **1979**--skipped a class and moved up to Triple-A Portland...hit .310 with 26 extra-base hits...topped the PCL with 14 sacrifice hits. **1980**--opened the year back in Portland but made his major league debut with Pittsburgh in May...collected his first major league hit June 1st off the Mets' Tom Hausman. **1981**--opened the year with the Pirates but after hitting .134 in 30 games was optioned to Portland May 11th...he played the remainder of the year in the PCL hitting .277 in 88 games...was shifted to second base after three minor leagues seasons as a shortstop. **1982**--was traded to the Chicago White Sox a few days before the end of spring training...was an infield backup until just before the All-Star break when Tony La Russa named him the ChiSox starting shortstop...played in 79 of Chicago's final 80 games...knocked in 45 runs over the 79 game span and made just 3 errors in his final 31 games. **1983**--was switched to third base and made just 14 errors as the AL West Champion White Sox starter at third...the third lowest total among AL starters at third base...fielded at a .966 clip the fifth best in the loop...set then career highs in several offensive categories. **1984**--hit a major league personal high 17 homers including the first 2 homer game of his career June 10th vs. the Twins at Comiskey Park...set an AL record by playing 25 errorless innings at third base in one game (May 8-9th)...the 25 innings also tied an AL record for most innings played by a third baseman in one game...traded to Montreal at the winter meetings, December 7th. **1985**--became the Expos starting second baseman...set personal highs in runs (75), doubles (30), triples (6), walks (86), and on-base percentage (.369)...86 walks tied him with Pete Rose for the fourth best total in the National League...also spent time at first base, third base and in the outfield...had an errorless streak at second base from June 22nd to August 29th...a span of 43 games. **1986**--played in only 13 of Montreal's final 47 games due to a family crisis...on August 12th it was discovered that his daughter, Natalie had a brain tumor...surgery was performed on August 17th to remove the tumor, discovered to be malignant, in Montreal's Children's Hospital...the Law family then returned home to Utah in order to continue Natalie's treatment...Vance went home September 6th and did not return to the Expos...went 56 games without an error at second base April 25th to July 18th...made his first three career pitching appearances, in relief vs. San Diego May 28th, vs. Pittsburgh June 21st and Cincinnati July 25th...worked 4.0 innings and allowed 1 earned run...made a surprise pinch-hit appearance vs. his father, Vern, during the old timers game, June 22nd...in addition to his pitching played second, first, third, and the outfield.

LAW, cont.

LEAGUE CHAMPIONSHIP SERIES RECORD

Year	Club/Opp.	AVG.	G	AB	R	H	2B	3B	HR	RBI	BB	SO	SB	CS
1983	CHI vs. BAL	.182	4	11	0	2	0	0	0	1	1	3	0	0
1989	CHI vs. S.F.	.000	2	3	0	0	0	0	0	0	0	3	0	0
Totals		.143	6	14	0	2	0	0	0	1	1	6	0	0

ALL-STAR GAME RECORD

Year	Club/Site	AVG.	G	AB	R	H	2B	3B	HR	RBI	BB	SO	SB	CS
1988	N.L./Cin.	.000	1	0	0	0	0	0	0	0	0	0	0	0

VS. AL 1990 AND CAREER

1990					CAREER					
AVG.	AB	H	HR	RBI	vs. TEAM	AVG.	AB	H	HR	RBI
---	0	0	0	0	BALTIMORE	.189	95	18	2	10
---	0	0	0	0	BOSTON	.226	93	21	4	14
---	0	0	0	0	CALIFORNIA	.305	105	32	0	15
---	0	0	0	0	CHICAGO	---	0	0	0	0
---	0	0	0	0	CLEVELAND	.286	84	24	1	12
---	0	0	0	0	DETROIT	.239	88	21	2	9
---	0	0	0	0	KANSAS CITY	.218	87	19	0	5
---	0	0	0	0	MILWAUKEE	.271	85	23	3	15
---	0	0	0	0	MINNESOTA	.170	106	18	2	9
---	0	0	0	0	NEW YORK	.263	95	25	0	12
---	0	0	0	0	SEATTLE	.325	117	38	5	25
---	0	0	0	0	TEXAS	.252	107	27	4	11
---	0	0	0	0	TORONTO	.233	86	20	0	5
---	0	0	0	0	BEFORE ASB	.255	1924	491	40	221
---	0	0	0	0	AFTER ASB	.260	1744	453	31	212
---	0	0	0	0	HOME	.268	1771	475	34	242
---	0	0	0	0	AWAY	.247	1897	469	37	191
---	0	0	0	0	vs. LEFT					
---	0	0	0	0	vs. RIGHT					
---	0	0	0	0	DAY	.262	1400	367	30	179
---	0	0	0	0	NIGHT	.254	2268	577	41	254
---	0	0	0	0	APRIL	.232	501	116	9	45
---	0	0	0	0	MAY	.253	546	138	11	68
---	0	0	0	0	JUNE	.271	683	185	16	83
---	0	0	0	0	JULY	.257	635	163	14	74
---	0	0	0	0	AUGUST	.257	681	175	8	77
---	0	0	0	0	SEPT/OCT	.268	622	167	13	86

MAJOR LEAGUE FIELDING STATS

PITCHER

YEAR	PCT.	G	PO	A	E	TC	DP
1986	1.000	3	0	1	0	1	0
1987	1.000	3	0	1	0	1	0
Totals	1.000	3	0	2	0	2	0

FIRST BASE

YEAR	PCT.	G	PO	A	E	TC	DP
1985	.993	20	136	12	1	149	10
1986	.990	20	94	9	1	104	8
1987	.990	17	89	9	1	99	5
Totals	.991	57	319	30	3	352	23

SECOND BASE

YEAR	PCT.	G	PO	A	E	TC	DP
1980	.964	11	23	30	2	55	5
1981	1.000	19	40	45	0	85	9
1982	.909	10	11	19	3	33	5
1983	1.000	3	3	2	0	5	0
1984	.973	22	29	42	2	73	6
1985	.985	126	276	367	10	653	86
1986	.993	94	170	284	3	457	50
1987	.980	106	158	276	9	443	47
Totals	.984	391	710	1065	29	1804	208

THIRD BASE

YEAR	PCT.	G	PO	A	E	TC	DP
1980	---	1	0	0	0	0	0
1981	1.000	2	2	0	0	2	0
1982	.937	39	19	55	5	79	3
1983	.966	139	91	309	14	414	28
1984	.955	137	79	199	13	291	24
1985	.969	11	8	23	1	32	2
1986	1.000	13	9	5	0	14	1
1987	.971	22	11	22	1	34	2
1988	.953	150	111	272	19	402	22
1989	.949	119	76	168	13	257	13
Totals	.957	633	406	1053	66	1525	95

SHORTSTOP

YEAR	PCT.	G	PO	A	E	TC	DP
1980	.970	8	8	24	1	33	3
1981	1.000	7	8	13	0	21	1
1982	.953	85	126	239	18	363	44
1983	---	2	0	0	0	0	0
1984	1.000	4	0	4	0	4	1
Totals	.957	106	142	280	19	441	49

OUTFIELD

YEAR	PCT.	G	PO	A	E	TC	DP
1982	---	1	0	0	0	0	0
1983	---	1	0	0	0	0	0
1984	.923	5	11	1	1	13	1
1985	---	1	0	0	0	0	0
1986	---	1	0	0	0	0	0
1988	1.000	1	1	0	0	1	0
1989	---	1	0	0	0	0	0
Totals	.929	11	12	1	1	14	1

LAW'S BEST

SEASON

AVG: 293 (1988)

H: 163 (1988)

HR: 17 (1984)

RBI: 78 (1988)

SB: 8 (1988)

HIT STREAK: 16 games, 4/5-23, 1988

CAREER GRAND SLAMS: 1, 8/15/87 at Pittsburgh

GAME

H: 4 (twice), last time: 6/3/88 at New York

HR: 2 (three times), last time: 7/22/89 vs. San Francisco

RBI: 6, 5/8/88 vs. San Francisco

25

MARK McGWIRE

1B



Mark David McGwire

1991 Opening Day Age: 27

Born: Pomona, California, October 1, 1963

Bats: Right Throws: Right

Height: 6-5 Weight: 225

Major League Service: 4 years, 47 days

Obtained: Oakland's 1st round selection (10th player overall) in the June, 1984 free agent draft, regular phase.

Contract Status: First year of a one-year contract through 1991.

1990 HIGHLIGHTS -- A powerful season for the A's first baseman...the first man to hit 30 or more homers in his first four full major league seasons...wound up with 39 for the season...the second best total of his career exceeded only by the 49 he hit during his Rookie of the Year season, 1987...topped the A's in RBI's (108), games played (156) and led the major leagues in walks with 110...the most by a member of the A's in 8 years (Rickey walked 116 times in 1982)...was second on the A's to Rickey in runs scored with 86...post season numbers were not up to his standards...wound up with 5 hits...all singles...hit .154 in the ALCS vs. Boston with 2 RBI's...and .214 in the Series with no RBI's...earned his first Rawlings Gold Glove for defensive excellence at first base...the first member of the A's in 5 years to win the coveted award...made just 5 errors in 1,429 total chances for a .997 fielding percentage...Hrbek was .0009 percentage points better to lead AL first baseman...led AL first basemen in games (154), putouts (1329) and total chances (1429)...did not make his first error until July 25th vs. California...the error snapped a streak over 2 years of 103 consecutive games without an error...had consistent power numbers all year...did not hit fewer than 5 homers in any month nor more than 8...June his best when he hit 8...longest streak without a homer did not come until the end of the season...hit his 39th homer September 21st...went the final 11 games without a homer...was consistent with power and run production but his average was around .220 for much of the season...it wasn't until a strong surge in September did he get over the .230 level to stay...had the first of five two-homer games on the year April 24th in Baltimore...also tied his career best with 5 RBI's in that game...but after that series slipped into a 3 for 29 spell and his average had dipped to .192 by May 7th...teamed with Canseco and Hassey in Cleveland May 16th to hit 3 consecutive homers...to tie the club record...had a second homer in that game and it was one of the most dramatic by the A's in 1990...a 2-run, 2 out, 9th inning homer off Indians ace reliever, Doug Jones, beat Jones and the Tribe by a 7-6 score and maintained the A's 2 game lead...by the end of May had his average back up to .215...had another 2 homer, 5 RBI game on June 5th in Texas...picked on the Indians again, this time July 6th, for 2

McGWIRE, cont.

homers in one game...2 of the club record 7 the A's hit in that game...hit the All-Star break at .223 with 22 homers and 56 RBI's...selected by the fans for the third consecutive season as the AL's All-Star starting first baseman...had one of his three 4 walk games on the year August 4th in Anaheim...on August 29th his average was at .215...a career .296 hitter in September and he did not disappoint in 1990...he hit .301 this September with 6 homers and 21 RBI's in 27 games...his September numbers brought his average from .221 at the start of the month to a final number of .235...Mark finished 11th in AL MVP voting.

CAREER: 1984--was the A's top pick in the June free agent draft...played 16 games that year for Modesto, batting .200 in 55 plate appearances. **1985**--spent the full year as Modesto's starting third baseman...showed exceptional power...batted .274 in 138 games, and slugged 50 extra-base hits in 489 at-bats (23 doubles, 3 triples and 24 homers)...also had 106 RBIs and 108 strikeouts...earned the California League's Rookie of the Year Award. **1986**--started the year in Double-A Huntsville but moved up to Tacoma June 6th and then up to Oakland August 20th...finished his minor league season with a .311 average, 148 hits, 23 home runs and 112 RBIs...picked up his first major league hit on August 24th vs. the Yankees Tommy John...belted his first homer the next day, also in New York...never really got in the groove with Oakland, batting .189 with 10 hits and 3 homers in 53 at-bats...fielding was a problem at third as he made 6 errors and fielded just .833. **1987**--consensus American League Rookie of the Year...selected unanimously by the BBWAA, only the second rookie to earn that distinction (Carlton Fisk, 1972)...his 49 homers led the league and tied for the major league high with the Cubs' Andre Dawson...homer total also set a new major league rookie record...set a new Oakland single season standard, eclipsing Reggie Jackson's 47 hit in 1969...also topped the major leagues with a .618 slugging percentage, which also set an A's record...had at least 12 RBIs in each month of the season and 20 or more in 4 months...his RBI total the third best in the AL...finished sixth in the AL MVP voting...had a 5-homer spree in Detroit May 8-10th...in 3-game series at Cleveland June 26-28, hit 5 homers, knocked in 7 runs and scored runs in 9 consecutive at-bats...named to the AL All-Star team for the game in Oakland...had 33 homers with 68 RBIs at the break...tied major league rookie homer record of 38 August 11th at Seattle with a solo shot off the M's Mike Moore...set the new mark with his 39th homer in Anaheim August 14th, a 2-run homer in the 6th inning off the Angels Don Sutton. **1988**--finished second on the club to Canseco with 32 homers and 99 RBIs...homer total of 32 was third best in the league and RBI total was 8th best...back stiffness caused Mark to miss 9 of the A's last 16 games and his chance at 100 RBIs for the second consecutive season...named as the AL's starter at first base in the All-Star Game at Cincinnati...more than a third of his RBIs pulled the A's into a tie or put them ahead...hit .333 in the ALCS vs. Boston with a homer and 3 RBIs...recorded one of his greatest career moments when he homered off Jay Howell in the 9th inning of Game 3 in the World Series...the blast gave the A's a 2-1 victory...it was Oakland's only win in the series and Mark's only hit in 17 at bats. **1989**--led the A's and ranked third in the AL with 33 homers...finished second to Parker on the A's and tenth in the league with 95 RBI's...led the league with a homer every

MOST HOME RUNS LAST FOUR YEARS (1987-90)

Mark McGwire	153	Joe Carter	118	Ryne Sandberg	105
Darryl Strawberry	144	Jack Clark	113	Rob Deer	104
Jose Canseco	127	Glenn Davis	113	Eddie Murray	104
Fred McGriff	125	Dale Murphy	112	Kevin McReynolds	102
Kevin Mitchell	123	George Bell	110	Barry Bonds	101
Eric Davis	121	Bo Jackson	107	Ruben Sierra	98
Andre Dawson	121	Will Clark	106	Bobby Bonilla	95
Howard Johnson	119	Kent Hrbek	106		

14.8 at-bats and was second with an RBI every 5.2 at-bats...all this despite spending 15 days on the DL in early April with a herniated disc in his back...after returning missed just 5 games the remainder of the season...hit safely in 7 of the 9 A's post season games...overall hit .343 in the post season with a homer and 4 RBI's...amazingly was the only A's regular not to homer in the Series vs. San Francisco.

PERSONAL/MISCELLANEOUS: Graduated from Damien High (Claremont) in 1981...attended the University of Southern California for 3 years...still holds the Pac-10 Conference record for most homers in a single season (32)...was a member of the United States Olympic team in 1984...brother, Dan, is expected to be among the first quarterbacks taken in the 1991 NFL draft after an outstanding season quarterbacking San Diego State...an excellent golfer, Mark played in his third consecutive AT&T/Crosby Tournament this past February in Pebble Beach...last December, along with manager La Russa and teammate Dave Stewart, appeared as a toy soldier and cavalier in the Oakland Ballet's 1990 production of "The Nutcracker"...Mark resides in Alamo, California and has one son, Matthew.

LIFETIME PLAYING RECORD

Year	Club	AVG.	G	AB	R	H	2B	3B	HR	RBI	BB	SO	SB	CS
1984	Modesto	.200	16	55	7	11	3	0	1	1	8	21	0	0
1985	Modesto	.274	138	489	95	134	23	3	24	106	96	108	1	2
1986	Huntsville	.303	55	195	40	59	15	0	10	53	46	45	3	0
	Tacoma	.318	78	280	42	89	21	5	13	59	42	67	1	1
	OAKLAND	.189	18	53	10	10	2	0	3	9	4	18	0	1
1987	OAKLAND	.289	151	557	97	161	28	4	49	118	71	131	1	1
1988	OAKLAND	.260	155	550	87	143	22	1	32	99	76	117	0	0
1989	OAKLAND	.231	143	490	74	113	17	0	33	95	83	94	1	1
1990	OAKLAND	.235	156	523	87	123	16	0	39	108	110	116	2	1
M.L. Totals		.253	623	2173	355	550	85	5	156	429	344	476	4	4

CAREER TRANSACTIONS: 1981--Selected by Montreal Expos in 8th round of free-agent draft, June 8. 1984--Selected by Oakland Athletics in 1st round (10th player selected) of free-agent draft, June 4. 1989--On disabled list, April 11 to April 26.

LEAGUE CHAMPIONSHIP SERIES RECORD

Year	Club/Opp.	AVG.	G	AB	R	H	2B	3B	HR	RBI	BB	SO	SB	CS
1988	OAK vs. BOS	.333	4	15	4	5	0	0	1	3	1	5	0	0
1989	OAK vs. TOR	.389	5	18	3	7	1	0	1	3	1	4	0	0
1990	OAK vs. BOS	.154	4	13	2	2	0	0	0	2	3	3	0	0
Totals		.304	13	46	9	14	1	0	2	8	5	12	0	0

A's 1991 BIRTHDAY CALENDAR

JANUARY

30th Apolinar Garcia 23

FEBRUARY

2nd Dan Eskew 25
3rd Joe Klink 29
7th Carney Lansford 34
13th Dann Howitt 27
19th Dave Stewart 34

MARCH

2nd Terry Steinbach 29
4th Lee Tinsley 22
14th Dave McKay 41
15th Harold Baines 32

APRIL

16th Curt Young 31
29th Rick Burleson 40

MAY

4th Rene Lachemann 46
19th Eric Show 35

JUNE

8th Steve Chitren 24
29th Rick Honeycutt 37

JULY

2nd Jose Canseco 27
6th Todd Burns 28
9th Willie Wilson 36
21st Dave Henderson 33

AUGUST

12th Reggie Harris 23
15th Tommie Reynolds 50
15th Scott Brosius 25

SEPTEMBER

21st Troy Aferir 28
26th Dave Duncan 46
30th Doug Jennigs 27

OCTOBER

1st Vance Law 35
1st Mark McGwire 28
2nd Ernest Riles 31
3rd Dennis Eckersley 37
4th Tony La Russa 47
22nd Jamie Quirk 37
31st Mike Gallego 31
31st Eddie Taubensee 23

NOVEMBER

1st Joe Turek 25
3rd Bob Welch 35
18th Scott Hemond 26
26th Mike Moore 32
28th Walt Weiss 28

DECEMBER

3rd Gene Nelson 31
6th Lance Blankenship 28
9th Todd Van Poppel 20
19th Art Kusnyer 46
25th Rickey Henderson 33

McGWIRE, cont.

WORLD SERIES RECORD

Year	Club/Opp.	AVG.	G	AB	R	H	2B	3B	HR	RBI	BB	SO	SB	CS
1988	OAK vs. L.A.	.059	5	17	1	1	0	0	1	1	3	4	0	0
1989	OAK vs. S.F.	.294	4	17	0	5	1	0	0	1	1	3	0	0
1990	OAK vs. CIN	.214	4	14	1	3	0	0	0	0	2	4	0	0
Totals		.188	13	48	2	9	1	0	1	2	6	11	0	0

ALL-STAR GAME RECORD

Year	Club/Site	AVG.	G	AB	R	H	2B	3B	HR	RBI	BB	SO	SB	CS
1987	A.L./Oak.	.000	1	3	0	0	0	0	0	0	0	0	0	0
1988	A.L./Cin.	.500	1	2	0	1	0	0	0	0	0	1	0	0
1989	A.L./Cal.	.333	1	3	0	1	0	0	0	0	0	0	0	0
1990	A.L./Chi. (N)	.000	1	2	0	0	0	0	0	0	0	2	0	0
Totals		.200	4	10	0	2	0	0	0	0	0	3	0	0

VS. AL 1990 AND CAREER

1990	CAREER									
AVG.	AB	H	HR	RBI	vs. TEAM	AVG.	AB	H	HR	RBI
.286	42	12	6	16	BALTIMORE	.283	184	52	19	46
.189	37	7	3	13	BOSTON	.209	172	36	12	38
.244	41	10	3	8	CALIFORNIA	.256	160	41	13	38
.250	48	12	3	5	CHICAGO	.235	179	42	10	23
.351	37	13	7	14	CLEVELAND	.337	181	61	17	42
.184	38	7	4	9	DETROIT	.286	185	53	21	46
.340	47	16	2	12	KANSAS CITY	.322	180	58	8	35
.081	37	3	0	1	MILWAUKEE	.231	156	36	10	31
.304	46	14	3	8	MINNESOTA	.195	149	29	7	19
.262	42	11	4	11	NEW YORK	.206	175	36	11	27
.158	38	6	2	5	SEATTLE	.255	149	38	7	26
.296	27	8	2	5	TEXAS	.224	143	32	12	27
.093	43	4	0	1	TORONTO	.225	160	36	9	31
.223	260	58	22	56	BEFORE ASB	.253	1125	285	88	232
.247	263	65	17	52	AFTER ASB	.253	1048	265	68	197
.224	245	55	14	37	HOME	.244	1046	255	60	180
.245	278	68	25	71	AWAY	.262	1127	295	96	249
.258	132	34	11	38	vs. LEFT	.258	621	160	46	140
.228	391	89	28	70	vs. RIGHT	.251	1552	390	110	289
.221	199	44	14	36	DAY	.275	828	228	69	176
.244	324	79	25	72	NIGHT	.239	1345	322	87	253
.246	61	15	7	18	APRIL	.268	242	65	22	49
.193	83	16	5	14	MAY	.236	373	88	30	72
.250	88	22	8	18	JUNE	.246	366	90	24	64
.202	109	22	7	16	JULY	.255	408	104	26	80
.225	89	20	6	21	AUGUST	.226	399	90	24	73
.301	93	28	6	21	SEPT/OCT	.294	385	113	30	81

MAJOR LEAGUE FIELDING STATS

FIRST BASE

YEAR	PCT.	G	PO	A	E	TC	DP
1987	.992	145	1173	90	10	1273	91
1988	.993	154	1228	88	9	1325	118
1989	.995	141	1170	114	6	1290	122
1990	.997	154	1330	94	5	1429	126
Totals	.994	594	4901	386	30	5317	457

THIRD BASE

YEAR	PCT.	G	PO	A	E	TC	DP
1986	.833	16	10	20	6	36	1
1987	.813	8	2	11	3	16	0
Totals	.827	24	12	31	9	52	1

OUTFIELD

YEAR	PCT.	G	PO	A	E	TC	DP
1987	1.000	3	1	0	0	1	0
1988	---	1	0	0	0	0	0
Totals	1.000	4	1	0	0	1	0

McGWIRE'S BEST

SEASON

AVG: .289 (1987)

H: 161 (1987)

HR: 49* (1987)

RBI: 118 (1987)

SB: 2 (1990)

HIT STREAK: 12 games, 9/1-13, 1987

CAREER GRAND SLAMS: 4, 8/15/90 vs. Boston; 6/9/89 at Texas; 5/2/89 at Toronto; 8/11/88 vs. California


GAME

H: 4 (4 times), last time: 9/20/87 at Kansas City

HR: 3, 6/27/87 at Cleveland

RBI: 5 (4 times), last time: 6/5/90 at Texas

* Led league

**Michael Wayne Moore****1991 Opening Day Age:** 31**Born:** Eakly, Oklahoma, November 26, 1959**Bats:** Right **Throws:** Right**Height:** 6-4 **Weight:** 205**Major League Service:** 8 years, 121 days**Obtained:** Signed as a free agent, November 28, 1988.**Contract Status:** Third year of a three-year contract through 1991.

1990 HIGHLIGHTS -- A member of the A's starting rotation for the second consecutive season...started the year slowly and never did post the kind of numbers that he did in 1989 but still wound up with his third best total for wins in a season (13)...for the first time since 1983 did not work 200.0 innings...and did not strikeout 100 hitters for the first year since his rookie campaign of 1982...walked more than he struckout (84 to 73)...finished the season fourth on the staff in wins (13), starts (33) and innings (199.1)...started and won game #3 of the ALCS...Mike defeated Boddicker 4-1 with 6.0 innings of 1 run baseball...but did not fair as well in his one World Series start...game #3 in Oakland lost to Browning 8-3...Mike lasted 2.2 innings...was 1-1 in 4 April starts with a 6.08 ERA...put together a 3 game winning streak April 26th thru May 7th to run his record to 3-1...which turned out to be his best mark of the season...then dropped 5 of his next 6 decisions to fall 2 games under .500 on June 7th...2 of the losses in that 7 start streak complete games...including a 1-0 loss to Stieb at the Coliseum May 28th where Mike allowed just 6 hits and the 1 run plus a season high 6 strikeouts...won his last 2 starts before the break to finish 7-7 at the All-Star break with a 4.14 ERA...won his first start after the break to tie his season best winning streak at 3...July wound up being Moore's best month of the season...went 4-3 with a 3.69 ERA in 7 starts...put together another solid performance to beat the Blue Jays 3-0 at home on July 22nd...pitched 8.2 shutout innings...Honeycutt recorded the final out...but Mike then fell into another streak where he dropped 4 of his next 5 decisions...was 10-12 on August 21st before he put together a 2 game winning string to closeout August and start September...but in the start and win over Texas on September 2nd injured his right wrist when he collided with the Rangers Jeff Kunkel on a play at first base...missed 2 starts with the bruised wrist and did not pitch again for 16 days...finished the post All-Star break with a 6-7 record in 15 starts...an ERA of 4.92 (82.1 IP, 45 ER)...dropped 3 of his last 4 starts...was 1-3 in that span and allowed 19 earned runs in 17.2 innings...the A's were 15-18 in Mike's 33 starting assignments...during the year did not allow a homer over 13 starts covering 79.1 innings, June 23rd to August 28th...but then was touched for 6 homers in his last 33.0 innings...league hit a combined .267 vs. Mike (204 for 764)...AL hitters averaged .219 vs. Moore in 1989...finished 7-10 in 20 starts at home with a 4.66 ERA (119.2 IP, 62 ER)...and 6-5 in 13 road starts...a 4.63 ERA (79.2 IP, 41 ER).

CAREER: 1981-- after originally being drafted by St. Louis in the third round of the 1978 June draft, became the first righthanded pitcher ever to be the nation's No. 1 pick, when the Mariners made him their top choice in 1981...reported to Double-A Lynn and tossed 2 shutouts and 6 complete games in just 13 starts...was 6-5 with a 3.64 ERA. **1982**--invited to major league spring training as a non-roster player and made the major league club by allowing just 1 ER in 20 spring innings...dropped first 2 ML decisions before recording his first career win on April 22 vs. Minnesota...had a four-hitter in Cleveland on July 24. **1983**--opened the year in Seattle, but was optioned to Salt Lake after an 0-3 start...tossed a 2-hit shutout over Milwaukee on August 23...combined with Bill Caudill for 6-hit shutout September 24 at Texas. **1984**--6th in AL in strikeouts despite losing a club-

record 17 games...Mariner's opening night starter...missed 2 starts in May due to a strained forearm muscle. **1985**--tied a Mariner record with 17 wins, tying for 4th best in the league...tied for 2nd in the league with a Mariner-record 14 complete games...10th in league with 155 strikeouts and 13th with a 3.46 ERA...had a no-hitter for 8 innings on May 8 at Milwaukee, before Robin Yount led off the 9th with a single...was on 15-day DL from June 5 to June 21 with a strained right thigh muscle...in 28 starts after May 8, was 15-7 with a 2.96 ERA and 14 CG. **1986**--tied for league lead with 37 starts, another Mariner record, was 4th in innings pitched and tied for 6th with 11 complete games...lost 6 of first 8 decisions, but rebounded to win 3 of next 4...earned 1st ML save with a perfect inning of relief vs. the A's, September 8. **1987**--struggled during the first half, going 3-10 with a 4.90 ERA, then dropped first 4 starts of second half...threw 6 straight CG from August 1 through August 25...went 6-5 in last 12 starts. **1988**--opened the year as the Mariners' number two starter behind Langston, but by the end of May found himself in the bullpen...was 2-6 with a 5.51 ERA...in five relief appearances went 1-0 with his second career save...moved back into rotation on June 14th and remained there for the balance of the season...by August had become one of the top starters in the league...for the months of August and September was 5-3 with a 2.28 ERA...had 5 complete games, 2 shutouts and 91 strikeouts in 90.2 innings...had a brilliant game at Yankee Stadium August 19th, striking out career best 16 in the complete game win. **1989**--put together an outstanding first year for the A's...won a career high 19 games...finished second to Stewart on the staff in starts (35), complete games (6), and innings pitched (241.2)...topped the A's with 172 strikeouts...named to his first AL All-Star squad and pitched one inning in Anaheim...recorded 3 wins in 3 post season starts...beating Toronto in game #2 of the ALCS and then San Francisco twice in the Series...game #2 and the clinching game #4...worked a total of 20.0 innings in the post season and allowed just 3 earned runs (1.35 ERA)...for the season AL hitters averaged just .219 vs. Moore...Athletics were 21-14 in his 35 starts...was the starter and winner the night the night the A's clinched the AL West title 9/27 vs. Texas.

PERSONAL/MISCELLANEOUS: Mike and his wife, Joyce, reside in Tempe, Arizona with their twin daughters Amanda and Jessica and son Samuel...Moore earned 6 letters in baseball and basketball and Eakly (Oklahoma) H.S....was named All-America in baseball and All-Oklahoma in basketball...attended Oral Roberts University, earning a spot on *The Sporting News* All-America team in 1981...was 12-2 that season...named MVP of the 1979 and 1980 National Baseball Congress national tournaments, playing for Liberal, Kansas...one of the top golfers on the A's squad...along with teammate McGwire, played in the 1991 AT&T/Crosby Tournament at Pebble Beach.

LIFETIME PLAYING RECORD

Year	Club	W	L	ERA	G	GS	CG	SHO	SV	IP	H	R	ER	BB	SO
1981	Lynn	6	5	3.64	13	13	6	2	0	94.0	83	42	38	34	81
1982	SEATTLE	7	14	5.36	28	27	1	1	0	144.1	159	91	86	79	73
	Salt Lake	0	0	4.50	1	1	0	0	0	8.0	9	4	4	5	6
1983	SEATTLE	6	8	4.71	22	21	3	2	0	128.0	130	75	67	60	108
	Salt Lake	4	4	3.61	11	11	4	1	0	82.1	78	48	33	54	80
1984	SEATTLE	7	17	4.97	34	33	6	0	0	212.0	236	127	117	85	158
1985	SEATTLE	17	10	3.46	35	34	14	2	0	247.0	230	100	95	70	155
1986	SEATTLE	11	13	4.30	38	37	11	1	1	266.0	279	141	127	94	146
1987	SEATTLE	9	19	4.71	33	33	12	0	0	231.0	268	145	121	84	115
1988	SEATTLE	9	15	3.78	37	32	9	3	1	228.2	196	104	96	63	182
1989	OAKLAND	19	11	2.61	35	35	6	3	0	241.2	193	82	70	83	172
1990	OAKLAND	13	15	4.65	33	33	3	0	0	199.1	204	113	103	84	73
M.L. Totals		98	122	4.18	295	285	65	12	2	1898.0	1895	978	882	702	1182

CAREER TRANSACTIONS: **1978** -- Selected by the St. Louis Cardinals in 3rd round of free-agent draft, June 6. **1981** -- Selected by the Seattle Mariners in the 1st round (1st player selected) of free-agent draft, June 8. **1988** -- Granted free agency, November 4; signed by the Oakland Athletics, November 28.

LEAGUE CHAMPIONSHIP SERIES RECORD

Year	Club/Opp.	W	L	ERA	G	GS	CG	SHO	SV	IP	H	R	ER	BB	SO
1989	OAK vs. TOR	1	0	0.00	1	1	0	0	0	7.0	3	1	0	2	3
1990	OAK vs. BOS	1	0	1.50	1	1	0	0	0	6.0	4	1	1	1	5
Totals		2	0	0.69	2	2	0	0	0	13.0	7	2	1	3	8

WORLD SERIES RECORD

Year	Club/Opp.	W	L	ERA	G	GS	CG	SHO	SV	IP	H	R	ER	BB	SO
1989	OAK vs. S.F.	2	0	2.08	2	2	0	0	0	13.0	9	3	3	3	10
1990	OAK vs. CIN	0	1	6.75	1	1	0	0	0	2.2	8	6	2	0	1
Totals		2	1	2.87	3	3	0	0	0	15.2	17	9	5	3	11

ALL-STAR GAME RECORD

Year	Club/Site	W	L	ERA	G	GS	CG	SHO	SV	IP	H	R	ER	BB	SO
1989	A.L./Cal.	0	0	0.00	1	0	0	0	0	1.0	0	0	0	0	1

VS. AL 1990 AND CAREER

1990				CAREER												
ERA	W	L	SV	G	IP	H	ER	vs. TEAM	ERA	W	L	SV	G	IP	H	ER
4.34	2	1	0	3	18.2	20	9	BALTIMORE	3.16	11	10	0	26	179.1	152	63
9.00	0	1	0	1	2.0	4	2	BOSTON	5.96	5	10	0	20	102.2	132	68
8.62	0	1	0	3	15.2	18	15	CALIFORNIA	4.40	6	9	0	28	178.0	174	87
5.16	1	3	0	4	22.2	25	13	CHICAGO	5.30	7	11	0	23	137.2	159	81
1.93	1	1	0	2	14.0	15	3	CLEVELAND	4.95	8	10	0	23	143.2	159	79
11.25	0	1	0	2	8.0	14	10	DETROIT	4.91	6	8	0	23	144.2	140	79
4.38	1	1	0	2	12.1	15	6	KANSAS CITY	3.90	8	8	0	19	120.0	128	52
4.58	2	1	0	3	19.2	18	10	MILWAUKEE	3.57	11	9	1	23	153.2	136	61
7.71	0	2	0	2	11.2	13	10	MINNESOTA	3.51	7	9	0	25	171.2	156	67
1.93	2	0	0	2	14.0	8	3	NEW YORK	4.23	6	8	0	14	95.2	99	45
10.61	0	1	0	2	9.1	14	11	SEATTLE	8.41	0	2	0	4	20.1	22	19
2.70	2	1	0	4	26.2	26	8	TEXAS	3.51	11	5	0	24	161.2	159	63
1.09	2	1	0	3	24.2	14	3	TORONTO	3.68	6	13	0	24	164.0	163	67
4.14	7	7	0	18	113.0	107	52	BEFORE ASB	4.28	46	60	1	150	928.0	915	441
5.32	6	8	0	15	86.1	97	51	AFTER ASB	4.09	52	62	1	145	970.0	980	441
4.66	7	10	0	20	119.2	127	62	HOME	4.09	56	52	2	154	976.0	1007	443
4.63	6	5	0	13	79.2	77	41	AWAY	4.29	42	70	0	141	922.0	888	439
4.73	5	6	0	14	83.2	90	44	DAY	4.29	26	43	0	88	548.0	571	261
4.59	8	9	0	19	115.2	114	59	NIGHT	4.14	72	79	2	207	1350.0	1324	621
6.08	1	1	0	4	23.2	22	16	APRIL	4.76	13	18	0	44	272.0	277	144
3.24	3	3	0	6	41.2	33	15	MAY	4.09	12	22	0	44	270.1	245	123
4.81	1	3	0	6	33.2	44	18	JUNE	4.26	13	14	1	43	253.1	266	120
3.69	4	3	0	7	46.1	44	19	JULY	4.20	20	22	0	52	349.1	359	163
4.20	2	2	0	5	30.0	27	14	AUGUST	3.59	18	22	1	56	385.2	370	154
7.88	2	3	0	5	24.0	34	21	SEPT/OCT	4.36	22	24	0	56	367.1	378	178

MAJOR LEAGUE FIELDING STATS

PITCHER


YEAR	PCT.	G	PO	A	E	TC	DP
1982	.889	28	13	27	5	45	2
1983	.969	22	7	24	1	32	0
1984	.894	34	18	41	7	66	0
1985	.970	35	21	43	2	66	1
1986	.933	38	23	33	4	60	1
1987	.966	33	22	34	2	58	4
1988	.980	37	19	29	1	49	3
1989	.969	35	25	37	2	64	5
1990	.981	33	22	31	1	54	1
Totals	.949	295	170	299	25	494	17

MOORE'S BEST SEASON

W: 19 (1989)
SV: 1 (1986 & 1988)
CG: 14 (1985)
ERA: 2.61 (1989)
G: 38 (1986)
IP: 266.0 (1986)
SO: 182 (1988)
LONGEST WINNING STREAK: 6 (2 times), last time: 6/21-7/31, 1989
LONGEST LOSING STREAK: 7, 9/13/82-4/23/83

GAME

LOW HIT CG: 2 (3 times), last time: 9/17/88 at Milwaukee
IP: 11, 8/14/85 vs. California
SO: 16, 8/19/88 at New York

**Wayland Eugene Nelson II****1991 Opening Day Age:** 30**Born:** Tampa, Florida, December 3, 1960**Bats:** Right **Throws:** Right**Height:** 6-0 **Weight:** 174**Major League Service:** 8 years, 84 days**Obtained:** Acquired from the Chicago White Sox along with a player to be named later (pitcher Bruce Tanner) in exchange for infielder Donnie Hill, December 11, 1986.**Contract Status:** First year of a two-year contract extension (signed June 22, 1990) through the 1992 season.

1990 HIGHLIGHTS -- Fourth season as the A's righthanded setup man in the bullpen and posted a career best 1.57 ERA...opened the year with 9.2 scoreless innings and the highest his ERA ever reached on the year was 1.74 on September 13th...over the last 3 years is 15-14 with a 2.70 ERA (266.1 IP, 80 ER)...his ERA over the 3 year period more than a run better than his career number (3.93)...put up solid numbers in the post season...altogether made 3 relief appearances and worked a total of 6.2 scoreless innings...did not record a decision or save...during the year Gene saved 5 games...his best total since he saved a career high 6 with Chicago in 1986...worked in 50 or more games for the 5th consecutive season...final total of 74.2 innings his lowest figure since he pitched the same amount in 1984...first save of the season April 18th in Anaheim...pitched 3 scoreless innings to save Sanderson's 100th career victory...picked up his first win a week later in Baltimore April 25th...allowed 4 runs over 7 appearances April 27th thru May 22nd but then gave up just 1 run over his next 15 games...a span of 20.2 innings over two months...that streak included a win vs. California July 23rd...was 1-2 at the break with 3 saves and a 1.23 ERA in 24 games...was 1-0 with 1 save in 9 August appearances...allowed just 2 earned runs in 15.1 innings (1.17 ERA)...control problems led to trouble in September...walked 5 in a 4.1 inning stretch September 13-22nd...one of the walks scored in the 10th inning in front of a Sorrento homer that gave the Twins a 3-1 win over the A's and Nelson September 13th at the Coliseum...but finished up strong...did not allow a run over his last 6 appearances...a span of 7.1 innings...was 1-2 at home in 19 games...a 1.91 ERA (28.1 IP, 6 ER) with 3 saves...was even better on the road...was 2-1 in 31 road games with a 1.36 ERA and 2 saves...(46.1 IP, 7 ER)...AL hitters hit just .208 vs. Nelson in 1990 (55 for 264).

CAREER: 1978-- selected by Texas in the 29th round of the June, 1978 free agent draft and assigned to Sarasota...went 5-0 with a 2.25 ERA in 14 games. 1979--traded to the Yankees' organization...with Asheville, went 13-5 with a 3.60 ERA...used as a reliever half the time, but picked up no saves. 1980--spent the entire year with Ft. Lauderdale of the Florida State League...named Yankees' minor league player of the year and a league all-star by posting a 20-3 record with a 1.97 ERA. 1981--split the year between Ft. Lauderdale, Columbus and the Yankees...had a combined 8-1 record in 15 games...with the Yankees he was 3-1 with a 4.85 ERA. 1982--traded to the Seattle Mariners on April 1st with pitcher Bill Caudill and a player to be named later in exchange for pitcher Shane Rawley...spent majority of the season with the big club, posting a 6-9 record with a 4.62 ERA in 22 appearances...pitched in 5 games for Triple-A Salt Lake city, going 1-3. 1983--again split time between Seattle and Salt Lake City, going 9-4 with a 5.18 ERA in the minors, and 0-3 with a 7.88 ERA in Seattle. 1984--started the season in Salt Lake City, but was traded to the Chicago White Sox on June 27th along with pitcher Jerry Don Gleaton in exchange for pitcher Salome Barojas...appeared in 20 games for the Pale Hose, going 3-5 with a 4.46 ERA. 1985--was a workhorse on the White Sox staff...appeared in a then career high 46 games (18 as a starter) and posted a 10-10 record with a 4.26 ERA...set career highs in wins, losses, innings pitched (145.2),

strikeouts (101) and saves (2). **1986**--for the second year in a row, Gene proved to be a workhorse on the Chicago staff...efforts resulted in a .500 season--6 wins, 6 losses...he appeared in a third of Chicago's games (54), and picked up 6 saves...continued his year-by-year improvement, posting a major league career low ERA of 3.85...gave up slightly more than 1 hit per inning worked, allowing 118 hits in 114.2 innings...unlike 1985, Gene wasn't prone to giving up the long ball...in '85, he gave up 23 homers in 145-plus innings...gave up only 7 homers in 114-plus innings in '86. **1987**--got off to a rocky start...was 0-1 with a 7.11 ERA in 8 April relief appearances...allowed 6 earned runs in first 4.1 innings, but was brilliant over the next four months...was 6-2 with 2 saves in 37 appearances from May through August, with an ERA of 2.46 over 87.2 innings...top month of year was May when he went 2-0...allowed just 3 earned runs in 18.0 innings for an ERA of 1.50...moved into the starting rotation in August due to injuries...made 6 starts before returning to the pen...was 1-3 as a starter with a 5.34 ERA in 28.2 innings...lone win as a starter was in front of a national TV audience August 22nd at the Coliseum...beat New York, pitching season high 6.1 innings...tied Eckersley for the staff high in appearances (54)...fourth on the club in innings (123.2) and fifth in strikeouts (94)...entered game 7 times with the bases loaded...allowed just 3 runners to score on those 7 occasions. **1988**--a member of the A's record-breaking relief crew...for the third consecutive season worked in 54 games...had 1 start...finished with a then career best ERA of 3.06...in the 12th inning at Toronto on July 3rd made history and assured himself a place in trivia contests when he stole second base...was first pitcher to steal a base since the designated hitter rule took effect in 1974...had 2 wins in the ALCS vs. Boston...had a fine Series, allowing just 1 ER over 6.1 innings. **1989**--first season of pro career that he did not start a game...appeared in 1 game of the ALCS vs. Toronto and 2 games of the World Series vs. San Francisco...did not allow a run in 1.1 innings during the ALCS but after a 3 week layoff due to the earthquake was touched for 6 earned runs in 1.0 Series inning...during the season got off to a great start...did not allow a run over his first 9 appearances covering 12.1 innings...also finished strong...had a string of 21.0 scoreless innings snapped in his final game of the regular season, 10/1 vs. Kansas City...allowed just 9 hits with 24 strikeouts over his final 21.1 innings of work.

PERSONAL/MISCELLANEOUS: Gene and his wife Cecilia reside in Dade City, FL with their two sons, David and Wayland and daughter April...Gene was raised in Tampa, Florida...graduated from Pasco High School (Dade City, Florida) in 1978...drafted by the Texas Rangers in the 29th round (690th player selected), and after trade to Yankees in 1979 went 20-3 at Ft. Lauderdale in 1980...named Yankees minor league pitcher of the year...finished his minor league career with a glittering won-loss record of 59-23.

LIFETIME PLAYING RECORD

Year	Club	W	L	ERA	G	GS	CG	SHO	SV	IP	H	R	ER	BB	SO
1978	Sarasota	5	0	2.25	14	5	0	0	3	52.0	41	18	13	20	28
1979	Asheville	13	5	3.60	33	17	7	1	0	155.0	149	77	62	44	96
1980	Ft. Lauderdale	20	3	1.97	27	25	16	5	0	196.0	146	51	43	70	130
1981	NEW YORK (A)	3	1	4.85	8	7	0	0	0	39.0	40	24	21	23	16
	Ft. Lauderdale	0	0	5.40	2	2	0	0	0	10.0	9	6	6	5	8
	Columbus	4	0	2.53	5	4	0	0	1	32.0	25	9	9	14	37
1982	Salt Lake City	1	3	3.35	5	5	2	0	0	37.2	36	18	14	28	22
	SEATTLE	6	9	4.62	22	19	2	1	0	122.2	133	70	63	60	71
1983	Salt Lake City	9	4	5.18	16	16	7	2	0	99.0	115	65	57	28	74
	SEATTLE	0	3	7.88	10	5	1	0	0	32.0	38	29	28	21	11
1984	Salt Lake City	6	8	5.63	17	17	6	1	0	112.0	138	75	70	54	89
	CHICAGO (A)	3	5	4.46	20	9	2	0	1	74.2	72	38	37	17	36
1985	CHICAGO (A)	10	10	4.26	46	18	1	0	2	145.2	144	74	69	67	101
1986	CHICAGO (A)	6	6	3.85	54	1	0	0	6	114.2	118	52	49	41	70
1987	OAKLAND	6	5	3.93	54	6	0	0	3	123.2	120	58	54	35	94
1988	OAKLAND	9	6	3.06	54	1	0	0	3	111.2	93	42	38	38	67
1989	OAKLAND	3	5	3.26	50	0	0	0	3	80.0	60	33	29	30	70
1990	OAKLAND	3	3	1.57	51	0	0	0	5	74.2	55	14	13	17	38
M.L. Totals		49	53	3.93	369	66	6	1	23	918.2	873	434	401	349	574

CAREER TRANSACTIONS: 1978 -- Selected by the Texas Rangers in 29th round of free-agent draft, June 6. 1979 -- Traded with pitcher Ray Fontenot to the New York Yankees for pitcher Bob Polinsky, Neal Mersch and Mark Softy, October 8; completing deal in which New York traded outfielder Mickey Rivers and three players to be named later to Texas Rangers for third baseman Amos Lewis and two players to be named later, August 1. 1981 -- On disabled list, April 10 to May 4; included rehabilitation disability assignment to Ft. Lauderdale, April 17 to May 4. 1982 -- Traded with pitcher Bill Caudill, a player to be named later and cash to the Seattle Mariners for pitcher Shane Rawley, April 1; Seattle acquired outfielder Bobby Brown to complete the deal, April 6. 1983 -- On disabled list, June 25 to July 31. 1984 -- Traded with pitcher Jerry Don Gleaton to the Chicago White Sox for pitcher Salome Barojas, June 27. 1986 -- Traded with a player to be named later to the Oakland Athletics for infielder Donnie Hill, December 11; Oakland acquired pitcher Bruce Tanner to complete the deal, December 18. 1989 -- On disabled list, April 8 to April 23.

LEAGUE CHAMPIONSHIP SERIES RECORD

Year	Club/Opp.	W	L	ERA	G	GS	CG	SHO	SV	IP	H	R	ER	BB	SO
1988	OAK vs. BOS	2	0	0.00	2	0	0	0	0	4.2	5	0	0	1	0
1989	OAK vs. TOR	0	0	0.00	1	0	0	0	0	1.1	1	0	0	0	2
1990	OAK vs. BOS	0	0	0.00	1	0	0	0	0	1.2	3	0	0	0	0
Totals		2	0	0.00	4	0	0	0	0	7.2	9	0	0	1	2

WORLD SERIES RECORD

Year	Club/Opp.	W	L	ERA	G	GS	CG	SHO	SV	IP	H	R	ER	BB	SO
1988	OAK vs. L.A.	0	0	1.42	3	0	0	0	0	6.1	4	1	1	3	3
1989	OAK vs. S.F.	0	0	54.00	2	0	0	0	0	1.0	4	6	6	2	1
1990	OAK vs. CIN	0	0	0.00	2	0	0	0	0	5.0	3	0	0	2	0
Totals		0	0	5.11	7	0	0	0	0	12.1	11	7	7	7	4

VS. AL 1990 AND CAREER

1990	CAREER															
ERA	W	L	SV	G	IP	H	ER	vs. TEAM	ERA	W	L	SV	G	IP	H	ER
0.93	2	1	0	6	9.2	2	1	BALTIMORE	5.00	6	9	0	27	84.2	77	47
2.45	0	1	0	3	3.2	3	1	BOSTON	3.91	4	5	1	26	53.0	55	23
0.96	1	0	1	6	9.1	10	1	CALIFORNIA	3.95	4	6	1	28	68.1	76	30
1.59	0	0	0	4	5.2	3	1	CHICAGO	4.04	3	0	0	20	42.1	46	19
0.00	0	0	1	4	5.0	5	0	CLEVELAND	2.36	5	3	6	33	91.2	73	24
1.80	0	0	0	3	5.0	3	1	DETROIT	1.96	6	3	0	27	69.0	47	15
0.00	0	0	0	2	3.1	2	0	KANSAS CITY	5.18	2	2	1	29	73.0	81	42
1.69	0	0	1	3	5.1	3	1	MILWAUKEE	5.05	3	4	3	24	71.1	78	40
4.50	0	1	0	4	8.0	10	4	MINNESOTA	4.35	3	5	1	33	78.2	82	38
1.50	0	0	2	3	6.0	3	1	NEW YORK	3.47	3	5	3	24	72.2	62	28
1.80	0	0	0	5	5.0	5	1	SEATTLE	4.73	1	3	2	29	59.0	54	31
0.00	0	0	0	6	7.1	4	0	TEXAS	3.44	5	3	1	32	86.1	64	33
6.75	0	0	0	2	1.1	2	1	TORONTO	4.68	3	1	3	22	50.0	58	26
1.23	1	2	3	24	36.2	23	5	BEFORE ASB	3.75	32	27	12	202	501.2	478	209
1.89	2	1	2	27	38.0	32	8	AFTER ASB	4.14	17	26	11	167	417.0	395	192
1.91	1	2	3	20	28.1	18	6	HOME	4.11	27	27	7	171	449.1	427	205
1.36	2	1	2	31	46.1	37	7	AWAY	3.76	22	26	16	198	469.1	446	196
1.74	0	1	2	14	20.2	9	4	DAY	3.33	14	11	10	114	256.2	216	95
1.50	3	2	3	37	54.0	46	9	NIGHT	4.16	35	42	13	255	662.0	657	306
0.87	1	1	1	7	10.1	9	1	APRIL	4.00	6	10	2	47	108.0	108	48
1.98	0	1	2	8	13.2	6	3	MAY	3.04	13	7	5	65	171.2	140	58
1.04	0	0	0	7	8.2	6	1	JUNE	4.22	9	9	3	68	158.0	164	74
1.84	1	0	1	9	14.2	16	3	JULY	3.93	6	10	4	58	169.2	168	74
1.17	1	0	1	9	15.1	8	2	AUGUST	4.31	8	9	5	59	152.1	141	73
2.25	0	1	0	11	12.0	10	3	SEPT/OCT	4.19	7	8	4	72	159.0	152	74

RELIEF PITCHERS' SAVE RULE

A pitcher is credited with a Save when he meets all three of the following conditions:

1. He is the finishing pitcher in a game won by his club, and
2. He is not the winning pitcher, and
3. He qualifies under one of the following conditions:
 - a. He enters the game with a lead of no more than three runs and pitches for at least one inning, or
 - b. He enters the game with potential tying run either on base, at bat, or on deck (that is, the potential tying run is either on base or is one of the first two batsmen he faces), or
 - c. He pitches effectively for at least three innings

MAJOR LEAGUE FIELDING STATS

PITCHER

YEAR	PCT.	G	PO	A	E	TC	DP
1981	.900	8	3	6	1	10	0
1982	.968	22	10	20	1	31	4
1983	.917	10	5	6	1	12	0
1984	1.000	20	11	8	0	19	1
1985	.967	46	10	19	1	30	0
1986	1.000	54	8	17	0	25	3
1987	.913	54	8	13	2	23	0
1988	1.000	54	4	11	0	15	1
1989	1.000	50	6	3	0	9	0
1990	.923	51	4	8	1	13	0
Totals	.963	369	69	111	7	187	9

NELSON'S BEST

SEASON

W: 10 (1985)

SV: 6 (1986)

CG: 2 (1982 & 1984)

ERA: 1.57 (1990)

G: 54 (1986, 1987, & 1988)

IP: 145.2 (1985)

SO: 101 (1985)

LONGEST WINNING STREAK: 5, 4/20-6/18, 1988

LONGEST LOSING STREAK: 4 (3 times), last time: 9/4/87-4/12/88

GAME

LOW HIT CG: 2, 6/7/82 at Texas

IP: 9 (three times), last time: 8/1/85 at Boston

SO: 9, 6/1/81 vs. Milwaukee

6

JAMIE QUIRK

C/IF



Jamie Partick Quirk

1991 Opening Day Age: 36

Born: Whittier, California October 22, 1954

Bats: Left **Throws:** Right

Height: 6-4 **Weight:** 200

Major League Service: 12 years, 126 days

Obtained: Re-signed as a free agent by the A's, November 27, 1990.

Contract Status: First year of a two-year contract through 1992.

1990 HIGHLIGHTS -- In his second go-round with the A's the veteran proved to be a very valuable addition...in addition to starting 26 games behind the plate (A's were 15-11 in his starts) Jamie hit better than 40 points above his lifetime average of .237 and throughout the year came up with clutch hits...wound up hitting .448 with men in scoring position (13 for 29) and had 26 RBI's in 56 games...was also one of manager La Russa's top hitters off the bench...as a pinch-hitter Jamie 4 for 11 (.364) with a HR, 4 RBI's plus walked 3 times...in fact had one at-bat in the ALCS vs. Boston...and that was a key 7th inning pinch-single off Clemens in game #1 that set up the game tying run...made one appearance in the Series...started behind the plate in game #4 and caught Stewart...it was Jamie's first career World Series appearance...during the season in addition to his offense tossed out 50% of potential AL base thieves (10 of 20) and also played first, third and right field...his first game and at-bat of the season gave the A's a glimpse of things to come...pinch double in Seattle April 13th scored two runs...average had dropped to .150 by June 11th...but from that point on hit at a .296 clip with all 3 of his homers and had 23 RBI's in 41 games...when Steinbach went down with an injury July 3rd through the 27th Jamie took over a larger share of the catching chores...responded by hitting .288 during Terry's absence and tossed out 2 of 5 attempting to steal...biggest game of the year a start at Cleveland on July 6th...his final game before the break...was 3 for 5 with a homer and added 4 RBI's...Quirk's homer one of a club record 7 hit by the A's that night...in addition to helping with the catching also started 2 games at third base during Lansford's absence due to an injury...did not find much playing time in August with the return of Steinbach and Lansford but Quirk finished the year strong...in his last 16 games hit at a .313 clip (10 for 32)...including a final burst of 4 for 10 with a homer, 4 RBI's and a walk.

CAREER: 1972--was Kansas City's first round selection (18th overall) in the June draft...led Pioneer League shortstops in fielding (.889), putouts,

QUIRK, cont.

assists, and double plays...named to the league's all-star squad. **1973**--moved up to San Jose and hit .231 with 8 homers and 45 RBI's. **1974**--split his season between Double-A Jacksonville and Triple-A Omaha...hit .281 in his first taste of Triple-A baseball. **1975**--spent most of the season at Omaha...led the league third basemen in fielding (.958), assists, total chances and double plays...made his major league debut with the Royals September 4th as a pinch-hitter for George Brett...drew a walk...his initial big league hit came September 9th vs. the A's in the Coliseum, a 14th inning single off Jim Todd...first homer was also vs. the A's, a ninth-inning pinch-homer off Rollie Fingers September 20th at Royals Stadium. **1976**--first full major league season...appeared in 64 games at four different positions...traded to Milwaukee in a five player deal, December 6th. **1977**--spent the season with the Brewers, hitting .217 in 93 games. **1978**--played almost a full season at Milwaukee's Triple-A club in Spokane, but was then reacquired by Kansas City for pitcher Gary Ako on August 3rd...appeared in 17 games for the Royals. **1979**--hit a career high .304 for Kansas City...used primarily as a pinch-hitter and late inning defensive replacement. **1980**--hit .276 for the Royals with 5 homers and 21 RBI's in 62 games...best offensive day of his career was at Toronto August 8th...went 4 for 4 with two homers and four RBI's in Royals' win. **1981**--hit .250 in just 46 games for the Royals. **1982**--the last of four consecutive seasons with Kansas City...became a free agent at the end of the year. **1983**--signed with the St. Louis Cardinals February 16th...played a full year with the Cardinals and his former manager at KC, Whitey Herzog. **1984**--a busy year for Jamie...was released by St. Louis on March 26th, then later named a coach by the Cardinals...but on May 23rd the Chicago White Sox signed him to a player's contract...after playing just 3 games with Chicago was shipped to Triple-A Denver...spent most of the year with Denver but on September 24th his contract was purchased by Cleveland...and while with the Indians made just one game appearance with one at-bat...but that one at-bat was a pinch-hit homer that beat Minnesota and contributed to Kansas City's AL West title...was released by Cleveland following the season. **1985**--re-signed by Kansas City on February 25th and opened the year back in Omaha...brought up to Kansas City on August 20th...picked up 16 hits in 19 games for the Royals...was active for the post season...was 0 for 1 in the ALCS vs. Toronto but did not play in the Series vs. St. Louis. **1986**--first full major league season since 1983...played in 80 games, the second highest total of his major league career...belted a career best 8 homers, homering 5 times in his last 22 games. **1987**--set single season career best totals in games (109), at-bats (296), hits (70), doubles (17), and RBI's (33)...also had a career best 11 game hitting streak May 22nd through June 3rd...cracked his only career grand slam August 22nd at Milwaukee off Mark Knudson...had 5 RBI's that day for a personal one game high. **1988**--completed his third separate stint with Kansas City...tied his career high in homers (8)...caught 79 games...also played one game at third base and one game at first...was granted free agency October 26th and signed by the Yankees on December 20th. **1989**--wore four different uniforms...started out with the Yankees but made just 13 appearances, 6 starts before being released May 16th...A's signed Jamie to a Triple-A contract May 27th...then brought him to Oakland June 16th...appeared in 9 games for the Athletics, made one start, before being released July 28th...Baltimore signed Quirk August 5th after Mickey Tettleton was injured...saw his most extensive action with the O's...appeared in 25 games making 17 starts behind the plate...best streak was September 19-23rd when Jamie picked up 4 hits in 6 at-bats with 5 RBI's to help the Orioles win two big games to stay in the AL Eastern Division race.

PERSONAL/MISCELLANEOUS: Now a 19 year veteran of professional baseball...Jamie and Chet Lemon are the only number one picks from the 1972 draft still playing in the major leagues...Lemon was the A's first round selection...Quirk is a 1972 graduate of St. Paul High School in Santa Fe Springs, California...he earned four letters in baseball and three each in basketball and football...a quarterback in football he was named to All-

America teams by Prep Magazine and Athlete Magazine as a junior...turned down a full football scholarship to Notre Dame to sign with Kansas City...Jamie and his wife, Anna, reside in Overland Park, Kansas with their three children, Kindal Marie (7-23-85), Kelly (9-15-86) and Kemer (11-29-89).

LIFETIME PLAYING RECORD

Year	Club	AVG.	G	AB	R	H	2B	3B	HR	RBI	BB	SO	SB	CS
1972	Billings	.255	55	208	29	53	9	4	5	37	14	58	4	4
1973	San Jose	.231	132	429	58	99	12	7	8	45	58	123	7	1
1974	Jacksonville	.227	46	163	16	37	7	2	3	21	20	32	2	0
	Omaha	.281	53	203	27	57	10	2	10	31	16	46	2	2
1975	Omaha	.274	127	445	62	122	23	4	13	64	49	96	4	0
	KANSAS CITY	.256	14	39	2	10	0	0	1	5	2	7	0	0
1976	KANSAS CITY	.246	64	114	11	28	6	0	1	15	2	22	0	0
1977	MILWAUKEE	.217	93	221	16	48	14	1	3	13	8	47	0	1
1978	Spokane	.292	97	343	58	100	20	2	12	63	47	89	2	3
	KANSAS CITY	.207	17	29	3	6	2	0	0	2	5	4	0	0
1979	KANSAS CITY	.304	51	79	8	24	6	1	1	11	5	13	0	0
1980	KANSAS CITY	.276	62	163	13	45	5	0	5	21	7	24	3	2
1981	KANSAS CITY	.250	46	100	8	25	7	0	0	10	6	17	0	2
1982	KANSAS CITY	.231	36	78	8	18	3	0	1	5	3	15	0	0
1983	ST. LOUIS	.209	48	86	3	18	2	1	2	11	6	27	0	0
1984	Denver	.209	70	201	23	42	6	3	2	24	21	39	0	1
	CHICAGO (A)	.000	3	2	0	0	0	0	0	1	0	2	0	0
	CLEVELAND	1.000	1	1	1	1	0	0	1	1	0	0	0	0
1985	Omaha	.244	104	324	33	79	5	1	8	48	35	56	0	5
	KANSAS CITY	.281	19	57	3	16	3	1	0	4	2	9	0	0
1986	KANSAS CITY	.215	80	219	24	47	10	0	8	26	17	41	0	1
1987	KANSAS CITY	.236	109	296	24	70	17	0	5	33	28	56	1	0
1988	KANSAS CITY	.240	84	196	22	47	7	1	8	25	28	41	1	5
1989	NEW YORK (A)	.083	13	24	0	2	0	0	0	0	3	5	0	1
	Tacoma	.170	14	47	5	8	2	0	1	5	3	12	0	0
	OAKLAND	.200	9	10	1	2	0	0	1	1	0	4	0	0
	BALTIMORE	.216	25	51	5	11	2	0	0	9	9	11	0	1
1990	OAKLAND	.281	56	121	12	34	5	1	3	26	14	34	0	0
A.L. Totals		.241	782	1800	161	434	87	5	38	208	139	352	5	13
N.L. Totals		.209	48	86	3	18	2	1	2	11	6	27	0	0
M.L. Totals		.240	830	1886	164	452	89	6	40	219	145	379	5	13

CAREER TRANSACTIONS: 1972 -- Selected by the Kansas City Royals in 1st round (18th player selected) of free-agent draft, June 6. 1977 -- Traded with outfielder Jim Wohlford and a player to be named later to the Milwaukee Brewers for pitcher Jim Colborn and catcher Darrell Porter, December 6; Milwaukee acquired pitcher Bob McClure to complete the deal, March 15. 1978 -- Traded to the Kansas City Royals for pitcher Gerry Ako and cash, August 3. On disabled list, August 14 to September 5. 1982 -- On disabled list August 10 to September 1. Granted free agency, November 10. 1983 -- Signed by the St. Louis Cardinals, February 16. 1984 -- Released, March 26; named St. Louis Cardinals coach, April 13. Signed by the Chicago White Sox, May 23. Sold to the Cleveland Indians, September 24. Released, October 15. 1985 -- Signed by the Kansas City Royals, February 25. Granted free agency, November 12; re-signed by Kansas City, November 27. 1986 -- Granted free agency, November 12; re-signed by Kansas City, December 17. 1987 -- On disabled list, July 21 to August 5. Granted free agency, November 9. 1988 -- Re-signed by Kansas City, January 25. Granted free agency, November 4; signed by the New York Yankees, December 20. 1989 -- Released, May 16; signed by Tacoma (Oakland organization), May 27. Released, July 24; signed by the Baltimore Orioles, August 5. Released November 2; signed by the Oakland Athletics, December 13. 1990 -- Granted free agency, October 24; re-signed by Oakland, November 27.

LEAGUE CHAMPIONSHIP SERIES RECORD

Year	Club/Opp.	AVG.	G	AB	R	H	2B	3B	HR	RBI	BB	SO	SB	CS
1976	K.C. vs. N.Y.	.143	4	7	1	1	0	1	0	2	0	2	0	0
1985	K.C. vs. TOR	.000	1	1	0	0	0	0	0	0	0	0	0	0
1990	OAK vs. BOS	1.000	1	1	0	1	0	0	0	0	0	0	0	0
Totals		.222	6	9	1	2	0	1	0	2	0	2	0	0

WORLD SERIES RECORD

Year	Club/Opp.	AVG.	G	AB	R	H	2B	3B	HR	RBI	BB	SO	SB	CS
1980	K.C. vs. PHI													
						(Did not play)								
1985	K.C. vs. ST.L					(Did not play)								
1990	OAK vs. CIN	.000	1	3	0	0	0	0	0	0	0	2	0	0

QUIRK, cont.

VS. AL 1990 AND CAREER

1990 AVG.	AB	H	HR	RBI	CAREER vs. TEAM	AVG.	AB	H	HR	RBI
.000	4	0	0	0	BALTIMORE	.126	103	13	1	5
.333	6	2	0	0	BOSTON	.257	136	35	3	17
.333	12	4	0	2	CALIFORNIA	.216	167	36	2	12
.667	6	4	0	2	CHICAGO	.226	115	26	2	14
.308	13	4	2	6	CLEVELAND	.264	125	33	3	19
.400	5	2	0	1	DETROIT	.242	120	29	2	14
.333	6	2	0	1	KANSAS CITY	.217	23	5	0	2
.174	23	4	0	1	MILWAUKEE	.268	138	37	3	19
.375	8	3	0	0	MINNESOTA	.266	173	46	6	12
.250	4	1	0	1	NEW YORK	.231	91	21	0	10
.214	14	3	0	3	SEATTLE	.259	143	37	2	16
.154	13	2	1	5	TEXAS	.275	153	42	2	25
.429	7	3	0	4	TORONTO	.228	167	38	5	25
.297	37	11	1	12	BEFORE ASB	.230	866	199	14	80
.274	84	23	2	14	AFTER ASB	.248	1020	253	26	139
.246	61	15	1	12	HOME	.239	959	229	15	108
.317	60	19	2	14	AWAY	.241	927	223	25	111
.448	29	13	0	13	vs. LEFT					
.228	92	21	3	13	vs. RIGHT					
.261	46	12	1	12	DAY	.229	582	133	12	67
.293	75	22	2	14	NIGHT	.245	1304	319	28	152
.143	7	1	0	2	APRIL	.175	189	33	3	17
.286	7	2	0	2	MAY	.258	233	60	3	17
.300	10	3	0	2	JUNE	.255	306	78	5	30
.286	56	16	2	10	JULY	.229	328	75	5	32
.222	9	2	0	1	AUGUST	.241	348	84	10	54
.313	32	10	1	8	SEPT/OCT	.253	482	122	14	69

MAJOR LEAGUE FIELDING STATS

CATCHER

YEAR	PCT.	G	PO	A	E	TC	DP	PB
1979	.944	9	15	2	1	18	0	0
1980	.966	15	48	9	2	59	1	2
1981	.985	22	58	9	1	68	1	5
1982	1.000	29	77	6	0	83	0	1
1983	.929	22	68	11	6	85	1	2
1984	---	1	0	0	0	0	0	0
1985	.986	17	64	8	1	73	1	2
1986	.989	41	247	30	3	280	2	3
1987	.986	108	532	40	8	580	3	11
1988	.982	79	409	31	8	448	5	2
1989	1.000	32	124	14	0	138	3	4
1990	.977	37	151	17	4	172	3	1
Totals	.983	412	1793	177	34	2004	20	33

FIRST BASE

YEAR	PCT.	G	PO	A	E	TC	DP
1976	1.000	2	3	0	0	3	1
1980	1.000	1	3	0	0	3	0
1982	1.000	6	33	6	0	39	1
1985	1.000	1	2	0	0	2	0
1986	1.000	6	43	6	0	49	4
1988	1.000	1	3	0	0	3	0
1989	1.000	1	3	0	0	3	0
1990	1.000	8	13	0	0	13	0
Totals	1.000	26	103	12	0	115	6

SECOND BASE

YEAR	PCT.	G	PO	A	E	TC	DP
1981	1.000	1	0	1	0	1	0

THIRD BASE

YEAR	PCT.	G	PO	A	E	TC	DP
1975	1.000	2	0	2	0	2	0
1976	.875	11	4	10	2	16	0
1977	.800	8	1	3	1	5	1
1978	.926	10	10	15	2	27	1
1979	1.000	3	1	4	0	5	0
1980	.929	28	21	57	6	84	2
1981	.857	8	5	13	3	21	1
1982	---	1	0	0	0	0	0
1983	1.000	7	0	2	0	2	0
1984	1.000	1	1	0	0	1	0
1986	.976	24	13	28	1	42	7
1988	1.000	1	0	3	0	3	0
1989	.500	3	0	1	1	2	0
1990	.833	8	4	1	1	6	1
Totals	.921	115	60	139	17	216	13

SHORTSTOP

YEAR	PCT.	G	PO	A	E	TC	DP
1976	1.000	12	2	4	0	6	1
1978	1.000	2	1	1	0	2	0
1979	1.000	5	0	3	0	3	0
1983	---	1	0	0	0	0	0
1987	---	1	0	0	0	0	0
1989	---	1	0	0	0	0	0
Totals	1.000	22	3	8	0	11	1

OUTFIELD

YEAR	PCT.	G	PO	A	E	TC	DP
1975	.909	10	19	1	2	22	0
1977	.950	10	18	1	1	20	1
1980	1.000	7	6	0	0	6	0
1981	---	1	0	0	0	0	0
1982	---	1	0	0	0	0	0
1986	---	1	0	0	0	0	0
1989	1.000	1	2	0	0	2	0
1990	---	1	0	0	0	0	0
Totals	.940	32	45	2	3	50	1

QUIRK'S BEST

SEASON

AVG: .304 (1979)

H: 70 (1987)

HR: 8 (1986 & 1988)

RBI: 33 (1987)

SB: 3 (1980)

LONGEST HIT STREAK: 11 games, 5/22-6/3, 1987

CAREER GRAND SLAMS: 1, 8/22/87 at Milwaukee

GAME

H: 4 (2 times), last time: 5/5/82 at Milwaukee

HR: 2, 8/80/80 at Toronto

RBI: 5, 8/22/87 at Milwaukee

11

ERNEST RILES

IF



Ernest Riles

1991 Opening Day Age: 30

Born: Bainbridge, Georgia, October 2, 1960

Bats: Left **Throws:** Right

Height: 6-1 **Weight:** 180

Major League Service: 5 years, 131 days

Obtained: Acquired from the San Francisco Giants in exchange for outfielder Darren Lewis and a player to be named later (pitcher Pedro Pena) on December 4, 1990.

Contract Status: First year of a one-year contract through 1991.

1990 HIGHLIGHTS -- One of the top pinch-hitters in baseball...was 12 for 42 (.286) with 6 walks...4 pinch-homers tied Atlanta's Tommy Gregg for the major league lead...Riles 13 pinch-RBI's also ranked second in the major leagues to Gregg...the 4 pinch-hit homers tied San Francisco's club season record...Ernie homered in consecutive pinch at-bats on August 19th (pinch grand slam off Gooden) and August 21st...finished with 8 homers overall just one short of his personal best (1987 with Brewers)...had just 155 at-bats which represented the lowest total of his major league career...played three positions for the Giants...shortstop (26 games), second base (24 games) and third base (10 games)...made just 1 error in 71 total chances at shortstop...2 in 78 chances at second and none in 12 total chances at third base.

CAREER: **1981**--drafted in the third round of the January draft Ernie was the starting shortstop for the Pioneer League champion Butte club...he finished fifth in the league with a .348 average...added 43 RBI's in 67 games and was named to the league All-Star squad. **1982**--moved up to the California League at Stockton...hit .286 and topped the league with 84 walks...also finished second among league shortstops in fielding and led all shortstops in total chances. **1983**--led the Texas League with a .349 average...in addition topped the league shortstops in fielding (.952), put-outs, assists, and total chances. **1984**--attended his first major league spring camp and then spent the full season as the starting shortstop at Triple-A Vancouver...fielded at a career best .967 clip. **1985**--opened the year in Vancouver but after hitting .347 in 30 games was called up to Milwaukee May 14th...had a solid rookie season...finished fourth on the club in hitting (.286)...singled on May 19th vs. Kansas City for his first major league hit...also picked up his first RBI that day...belted first homer off the Indians' Don Schulze on May 29th...had three 4-hit games...named by *USA Today* as the AL Rookie of the Year...finished third to Guillen and teammate Higuera in the BBWAA rookie vote. **1986**--first full major league season and was Milwaukee's everyday shortstop...topped the Brewers in games played (145)...cracked a personal best 9 homers. **1987**--opened the year

RILES, cont.

on the disabled list recovering from an off-season right index finger injury suffered in a freak household accident in January...sent to Double-A El Paso May 13th on a medical rehab assignment...hit .340 in 41 games at Double-A before returning to the Brewers June 28th...had a career best 11 game hitting streak from August 10-25th...played 65 games at third base and 21 at shortstop. **1988**--hit .252 with a homer and 9 RBI's in 41 games for the Brewers before the trade to San Francisco for Jeff Leonard on June 8th...hit the Giants franchise 10,000th homer July 9th...wound up hitting .294 for the Giants in 79 games...played 30 games at third for San Francisco, 17 at second and 16 at shortstop and made just 3 errors total at all positions. **1989**--made his first pro appearance in the outfield at St. Louis April 27th...for the year wound up playing 5 games in the outfield (left and right) plus saw action at second base, third, and shortstop...belted first career grand slam August 20th at Philadelphia off Roger McDowell...finished the season strong hitting .351 in September...only appearance in the NLCS vs. Chicago was a pinch-hit at-bat in game #2...served as the Giants' designated hitter in the first 2 games of the Series vs. the A's...was 0 for 8.

PERSONAL/MISCELLANEOUS: Nickname is "Easy"...a 1978 graduate of Bainbridge (Georgia) High School...was the baseball MVP as a senior...also MVP of American Legion Post 84's team that year as well...attended Middle Georgia College in Cochran, Georgia...named the outstanding defensive player in the National Junior College Tournament...lists swimming as a hobby...single and has one daughter...spends the winter months in Tallahassee, Florida.

LIFETIME PLAYING RECORD

Year	Club	AVG.	G	AB	R	H	2B	3B	HR	RBI	BB	SO	SB	CS
1981	Butte	.348	67	256	63	89	11	2	4	43	31	34	9	4
1982	Stockton	.286	138	447	60	128	23	6	2	56	84	53	21	15
1983	El Paso	.349	130	476	109	166	31	3	13	91	86	54	9	11
1984	Vancouver	.267	123	424	59	113	19	7	3	54	67	67	1	2
1985	Vancouver	.347	30	118	19	41	7	1	2	20	17	13	2	2
	MILWAUKEE	.286	116	448	54	128	12	7	5	45	36	54	2	2
1986	MILWAUKEE	.252	145	524	69	132	24	2	9	47	54	80	7	7
1987	El Paso	.340	41	153	45	52	10	0	6	24	28	24	1	1
	MILWAUKEE	.261	83	276	38	72	11	1	4	38	30	47	3	4
1988	MILWAUKEE	.252	41	127	7	32	6	1	1	9	7	26	2	2
	SAN FRANCISCO	.294	79	187	26	55	7	2	3	28	10	33	1	2
1989	SAN FRANCISCO	.278	122	302	43	84	13	2	7	40	28	50	0	6
1990	SAN FRANCISCO	.200	92	155	22	31	2	1	8	21	26	26	0	0
	A.L. Totals	.265	385	1375	168	364	53	11	19	139	127	207	14	15
	N.L. Totals	.264	293	644	91	170	22	5	18	89	64	109	1	8
	M.L. Totals	.264	678	2019	259	534	75	16	37	228	191	316	15	23

CAREER TRANSACTIONS: **1980** -- Selected by Seattle Mariners organization in the 21st round of free-agent draft, June 3. **1981** -- Selected by Milwaukee Brewers organization in the secondary phase of free-agent draft, January 13. **1987** -- On disabled list, March 26 to June 3; included rehabilitation disability assignment to El Paso, May 13 to June 2. **1988** -- Traded to San Francisco Giants for outfielder Jeffrey Leonard, June 8. **1990** -- Traded to Oakland Athletics for outfielder Darren Lewis and a player to be named later (Pedro Pena), December 4.

LEAGUE CHAMPIONSHIP SERIES RECORD

Year	Club/Opp	AVG.	G	AB	R	H	2B	3B	HR	RBI	BB	SO	SB	CS
1989	S.F. vs. CHI	.000	1	1	0	0	0	0	0	0	0	0	0	0

WORLD SERIES RECORD

Year	Club/Opp	AVG.	G	AB	R	H	2B	3B	HR	RBI	BB	SO	SB	CS
1989	S.F. vs. OAK	.000	4	8	0	0	0	0	0	0	0	1	0	0

VS. AL 1990 AND CAREER

1990 AVG.	AB	H	HR	RBI	CAREER vs. TEAM	AVG.	AB	H	HR	RBI
---	0	0	0	0	BALTIMORE	.265	117	31	4	15
---	0	0	0	0	BOSTON	.291	117	34	0	4
---	0	0	0	0	CALIFORNIA	.269	119	32	2	13
---	0	0	0	0	CHICAGO	.217	83	18	2	14
---	0	0	0	0	CLEVELAND	.280	125	35	2	13
---	0	0	0	0	DETROIT	.250	116	29	1	13
---	0	0	0	0	KANSAS CITY	.305	105	32	0	11
---	0	0	0	0	MILWAUKEE	---	0	0	0	0
---	0	0	0	0	MINNESOTA	.340	106	36	2	11
---	0	0	0	0	NEW YORK	.237	114	27	1	13
---	0	0	0	0	SEATTLE	.145	83	12	1	7
---	0	0	0	0	TEXAS	.207	92	19	1	7
---	0	0	0	0	TORONTO	.330	103	34	0	8
.233	60	14	3	8	BEFORE ASB	.266	957	255	17	102
.179	95	17	5	13	AFTER ASB	.263	1062	279	20	126
.236	72	17	7	14	HOME	.286	966	276	21	110
.169	83	14	1	7	AWAY	.245	1053	258	16	118
.250	8	2	1	3	vs. LEFT	.215	404	87	5	39
.197	147	29	7	18	vs. RIGHT	.277	1615	447	32	189
.104	48	5	0	0	DAY	.249	706	176	10	69
.243	107	26	8	21	NIGHT	.273	1313	358	27	159
.263	19	5	2	2	APRIL	.251	179	45	5	16
.095	21	2	1	2	MAY	.283	297	84	7	37
.333	15	5	0	4	JUNE	.256	324	83	3	36
.214	28	6	1	1	JULY	.251	391	98	7	42
.300	30	9	3	10	AUGUST	.296	365	108	9	63
.095	42	4	1	2	SEPT/OCT	.251	462	116	6	34

MAJOR LEAGUE FIELDING STATS

SECOND BASE

YEAR	PCT.	G	PO	A	E	TC	DP
1988	1.000	17	21	33	0	54	6
1989	.962	18	20	31	2	53	2
1990	.974	24	28	48	2	78	6
Totals	.978	59	69	112	4	185	14

THIRD BASE

YEAR	PCT.	G	PO	A	E	TC	DP
1987	.935	65	41	103	10	154	11
1988	.967	58	36	110	5	151	6
1989	.962	83	45	107	6	158	13
1990	1.000	10	4	8	0	12	0
Totals	.956	216	126	328	21	475	30

SHORTSTOP

YEAR	PCT.	G	PO	A	E	TC	DP
1985	.957	115	183	310	22	515	62
1986	.964	142	212	327	20	559	76
1987	.966	21	35	49	3	87	14
1988	.975	25	25	54	2	81	13
1989	1.000	7	1	6	0	7	1
1990	.986	26	21	49	1	71	8
Totals	.964	336	477	795	48	1320	174

OUTFIELD

YEAR	PCT.	G	PO	A	E	TC	DP
1989	.750	5	3	0	1	4	0
Totals	.750	5	3	0	1	4	0

RILES'S BEST

SEASON

AVG: .286 (1985)

H: 132 (1986)

HR: 9 (1986)

RBI: 47 (1986)

SB: 7 (1986)

HIT STREAK: 11 games, 8/10-25, 1987

CAREER GRAND SLAMS: 2, 8/19/90 vs. New York; 8/20/89 at Philadelphia

GAME


H: 4 (4 times), last time: 4/10/86 at Chicago

HR: 1 (many times), last time: 10/1/90 vs. Atlanta

RBI: 4 (2 times), last time: 8/19/90 vs. New York

DID YOU KNOW...

That Tony La Russa recorded a pinch-hit in his very first at bat as a member of the Oakland A's. Batting for pitcher Paul Lindblad, Tony slapped a ninth-inning single April 17, 1968, opening night at the Oakland Coliseum.

**Eric Vaughn Show****1991 Opening Day Age:** 34**Born:** Riverside, California, May 19, 1956**Bats:** Right **Throws:** Right**Height:** 6-1 **Weight:** 185**Major League Service:** 9 years, 34 days**Obtained:** Signed as a free agent by the A's, December 10, 1990.**Contract Status:** First year of a two-year contract through 1992.

1990 HIGHLIGHTS -- Came back to appear in 39 games following back surgery in August, 1989...39 appearances represented the second highest total of his career...exceeded only in 1982 when he appeared in 47 games...bounced between the Padre's rotation and bullpen for much of the year...started slow but finished up the season strong...was 1-8 with a 6.71 ERA on July 21st...but in his final 22 appearances went 5-0 with a save (his first since July 8, 1982) and an ERA of 4.62 (48.2 IP, 25 ER)...opened the year in San Diego's starting rotation but after going 0-5 in his first 6 starts he was moved to the bullpen May 22nd...eventually went 0-6 before recording his first win July 4th vs. Pittsburgh in a 5.0 inning relief stint...was placed back in the rotation for 5 starts July 16-August 7th and went 2-2 in the 5 starts before moving back to pen...made 18 consecutive relief appearances before a start in his final appearance as a Padre...at Dodger Stadium on the final day of the season, October 3rd...went 5.0 innings to defeat Los Angeles 7-3...it was Eric's 100th career victory...in addition to being the top winner in Padre history, Eric left San Diego as their all-time pitching leader in strikeouts (951), and appearances (309)...he also ranked second on the Padre's career pitching lists in innings (1603.1), complete games (35), and tied for second in career shutouts (11).

CAREER: 1978--drafted in the 18th round out of UC Riverside by San Diego Eric reported to Walla Walla of the Northwest League...finished with the 10th best ERA (2.85) in the league. 1979--struckout 186 in 169.0 innings at Reno of the California League...second best strikeout total in the league...finished up 13-9 in 28 games, 27 starts. 1980--bumped up to Double-A Amarillo of the Texas League and was 12-6 in 26 starts...struckout 144 in 166 innings. 1981--opened the year at Triple-A Hawaii but by September had earned his first trip to San Diego...used primarily in relief at Hawaii Eric went 7-3 with a 2.54 ERA in 34 games, just 5 starts...made his major league debut vs. the Cubs on September 2nd...worked 2.0 scoreless innings...worked in 15 games, all in relief, with 3 saves during the final month...recorded his first save 2 days after his debut with 2.0 innings scoreless innings vs. Pittsburgh...and picked up his first win September 19th with a victory over Atlanta. 1982--was in the Padres bullpen to start the season...made 24 consecutive relief appearances before making his first major league start, June 30th at Los Angeles...beat the Dodgers 6-4...eventually moved into the starting rotation...tossed first complete game and shutout August 6th a 5-hitter vs. Chicago...finished up with the fourth best ERA in the National League at 2.64. 1983--in San Diego's rotation won what was then a career best 15 games...included in his 15 victories several outstanding performances...on April 28th at Wrigley Field retired the first 16 Cubs he faced before winning 3-1 with a 3-hitter...in his next start shutout St. Louis 10-0...then in late May defeated Seaver and the Mets 2-0 tossing a 2-hit shutout. 1984--won 15 games and worked more than 200.0 innings for the second consecutive season...won 7 of his last 10 decisions...his lone shutout of the year was in the Astrodome June 19th...blanked the Astros on 2 hits to tie his career low-hit complete game...was 9-4 on the road and just 6-5 at home in San Diego. 1985--despite not winning 15 games for the first time in 3 years Eric was the

only San Diego starter not to miss a turn (35 starts) and topped the Padres in innings (233.0) and strikeouts (141)...finished strong winning 3 in-a-row in September allowing just 2 earned runs in 25.2 innings (0.70 ERA)...had 4 RBI's with a homer (the last of 4 major league homers) September 27th at Atlanta...also became a part of major league history on September 11th in Cincinnati, when Pete Rose collected hit #4,192 off Eric in the first inning. **1986**--suffered the first disabling injury of career...had two different stints on the DL with flexor tendinitis in his right elbow...second time was August 28th and it ended his season.....injury flared up during a then career best 4 game winning streak June 14-July 1st...the injury forced Eric to leave each start early...was on the DL for the first time in his career July 8th through July 31st...came back to win 2 games in August but his season ended after a start on August 25th vs. New York...when healthy Eric established a personal high with 13 strikeouts in a 10 inning 3-2 loss to San Francisco April 26th. **1987**--finished just 8-16 but still led the Padres staff in innings (206.1) and shutouts (3) and tied for the club lead in starts (34)...he tossed a pair of shutouts at the Dodgers...a 3-hitter on April 26th when he retired 18 consecutive hitters...and a 4-hitter July 1st. **1988**--top professional season where he established personal highs in wins (16), complete games (13), innings pitched (234.2) and strikeouts (144)...his 13 CG's ranked third best in the National League and were the most by a Padres' pitcher since Randy Jones had 25 in 1976...went 10-3 in his last 14 starts with a 2.79 ERA...he completed 10 of his last 15 starting assignments...ended the season with a career best 5 game winning streak winning 9 of his last 10 decisions...his walks per nine inning ratio was the sixth best in the league at 2.0. **1989**--for the second time in four years, Eric's season was cut short due to an injury...made his first 16 starts before missing a start July 1st with a back problem...he was subsequently placed on the 21 day DL July 15th, then had surgery August 2nd at Scripps Clinic in La Jolla, California...surgery was performed by Dr. Roger Thorne...the operation consisted of removal of the lumbar 5 disc (lower back) as well as 3 fragments that were pressing against nerves...he was then moved to the 60-day emergency DL...opened the year needing just 6 wins to tie Randy Jones as the all-time winningest pitcher in San Diego history...matched Jones mark of 92 victories on May 23rd vs. New York...and then 3 weeks later on June 14th he took over the number one spot on the Padres victory list with a 4-2 win over Cincinnati...his last start of the season was June 25th.

PERSONAL/MISCELLANEOUS: Eric and his wife, Cara Mia, reside in San Diego...played his collegiate baseball at UC Riverside...majored in physics...when not playing baseball Eric spends much of his time in recording studios working as a jazz musician...also performs at various jazz concerts throughout the Southern California area...Eric released an album a year ago titled "America 4/4 to Go".

LIFETIME PITCHING RECORD

Year	Club	W	L	ERA	G	GS	CG	SHO	SV	IP	H	R	ER	BB	SO
1978	Walla Walla	5	2	2.85	11	10	1	0	0	60.0	47	28	19	20	43
1979	Reno	13	9	3.57	28	27	5	0	0	169.0	144	79	67	92	186
1980	Amarillo	12	6	3.73	26	26	6	0	0	166.0	141	81	69	81	144
1981	Hawaii	7	3	2.54	34	5	2	0	0	85.0	67	30	24	35	70
	SAN DIEGO	1	3	3.13	15	0	0	0	3	23.0	17	9	8	9	22
1982	SAN DIEGO	10	6	2.64	47	14	2	2	3	150.0	117	49	44	48	88
1983	SAN DIEGO	15	12	4.17	35	33	4	2	0	200.2	201	97	93	74	120
1984	SAN DIEGO	15	9	3.40	32	32	3	1	0	206.2	175	88	78	88	104
1985	SAN DIEGO	12	11	3.09	35	35	5	2	0	233.0	212	95	80	87	141
1986	SAN DIEGO	9	5	2.97	24	22	2	0	0	136.1	109	47	45	69	94
1987	SAN DIEGO	8	16	3.84	34	34	5	3	0	206.1	188	99	88	85	117
1988	SAN DIEGO	16	11	3.26	32	32	13	1	0	234.2	201	86	85	53	144
1989	SAN DIEGO	8	6	4.23	16	16	1	0	0	106.1	113	59	50	39	66
1990	SAN DIEGO	6	8	5.76	39	12	0	0	1	106.1	131	74	68	41	55
	M.L. Totals	100	87	3.59	309	230	35	11	7	1603.1	1464	703	639	593	951

SHOW, cont.

CAREER TRANSACTIONS:1974 -- Selected by the Minnesota Twins organization in 36th round of free-agent draft, June 5. 1978 -- Selected by the San Diego Padres organization in 18th round of free-agent draft, June 6. 1986 -- On disabled list, July 8 to July 31 and August 28 through remainder of season. 1989 -- On disabled list July 6 through remainder of season. 1990 -- Granted free agency; signed by the Oakland Athletics, December 10.

LEAGUE CHAMPIONSHIP SERIES RECORD

Year	Club/Opp	W	L	ERA	G	GS	CG	SHO	SV	IP	H	R	ER	BB	SO
1984	S.D. vs. CHI	0	1	13.50	2	2	0	0	0	5.1	8	8	8	4	2

WORLD SERIES RECORD

Year	Club/Opp	W	L	ERA	G	GS	CG	SHO	SV	IP	H	R	ER	BB	SO
1984	S.D. vs. DET	0	1	10.13	1	1	0	0	0	2.2	4	4	3	1	2

VS. AL 1990 AND CAREER

1990							CAREER									
ERA	W	L	SV	G	IP	H	ER	vs. TEAM	ERA	W	L	SV	G	IP	H	ER
6.99	1	6	0	15	46.1	61	36	BEFORE ASB	3.61	56	52	2	164	871.0	779	349
4.80	5	2	1	24	60.0	70	32	AFTER ASB	3.56	44	35	5	145	732.1	685	290
6.22	3	5	0	19	50.2	64	35	HOME	3.35	52	39	1	152	820.0	732	305
5.34	3	3	1	20	55.2	67	33	AWAY	3.84	48	48	6	157	783.1	732	334
5.59	1	1	0	7	19.1	19	12	DAY	3.74	26	27	2	87	479.1	434	199
5.79	5	7	1	32	87.0	112	56	NIGHT	3.52	74	60	5	222	1124.0	1030	440
4.87	0	3	0	4	20.1	26	11	APRIL	3.23	17	14	0	43	256.2	225	92
14.09	0	2	0	4	7.2	17	12	MAY	3.50	15	19	1	55	293.1	258	114
8.78	0	1	0	6	13.1	15	13	JUNE	4.29	20	18	1	55	279.2	256	133
3.77	2	2	0	5	28.2	36	12	JULY	3.60	13	12	1	46	237.2	238	95
3.29	2	0	0	7	13.2	12	5	AUGUST	3.32	18	11	0	47	263.1	236	97
5.96	2	0	1	13	22.2	25	15	SEPT/OCT	3.56	17	13	4	63	272.2	251	108

MAJOR LEAGUE FIELDING STATS

PITCHER

YEAR	PCT.	G	PO	A	E	TC	DP
1981	.800	15	0	4	1	5	0
1982	.929	47	4	35	3	42	1
1983	.895	35	7	27	4	38	0
1984	.955	32	14	28	2	44	2
1985	.905	35	14	24	4	42	2
1986	.952	24	6	14	1	21	1
1987	.925	34	10	27	3	40	2
1988	.963	32	5	21	1	27	0
1989	.933	16	4	10	1	15	1
1990	.950	39	7	12	1	20	1
Totals	.929	309	71	202	21	294	10

SHOW'S BEST

SEASON

W: 16 (1988)

SV: 3 (1981 & 1982)

CG: 13 (1988)

ERA: 2.64 (1982)

G: 47 (1982)

IP: 234.2 (1988)

SO: 144 (1988)

LONGEST WINNING STREAK: 5 (twice), last time: 7/26/90 to present

LONGEST LOSING STREAK: 6 (twice), last time: 4/10-6/9, 1990

GAME

LOW HIT CG: 2 (twice), last time: 6/19/84 vs. Houston

IP: 10.0, 4/26/87 vs. San Francisco

SO: 13, 4/26/86 vs. San Francisco

AN OAKLAND ATHLETIC LAST ACHIEVED:

A no-hitter: On June 29, 1990; by Dave Stewart at Toronto

A one-hitter: On August 4, 1988; by Dave Stewart vs. Seattle

A two-hitter: On June 28, 1987; by Steve Ontiveros at Cleveland

Ten or more strikeouts in a single game: On July 26, 1990; by Scott Sanderson (10) vs. California

Two or more home runs in a game: On September 8, 1980; by Rickey Henderson at New York

Three home runs in a game: On July 3, 1988; by Jose Canseco at Toronto

A grand slam: On August 15, 1990; by Mark McGwire vs. Boston

An inside-the-park home run: On July 29, 1990; by Felix Jose at Minnesota


Back-to-back home runs: On August 25, 1990; by Jose Canseco and Mark McGwire at Detroit

Four hits in a game: On September 8, 1990; by Harold Baines at New York

Five hits in a game: On September 9, 1988; by Luis Polonia at Kansas City

A steal of home: On April 22, 1989; by Mike Gallego vs. California

Batting for the cycle: On May 16, 1986; by Tony Phillips vs. Baltimore

**Terry Lee Steinbach****1991 Opening Day Age:** 29**Born:** New Ulm, Minnesota, March 2, 1962**Bats:** Right **Throws:** Right**Height:** 6-1 **Weight:** 195**Major League Service:** 4 years, 24 days**Obtained:** Oakland's 9th round selection in the June, 1983 free agent draft, regular phase.**Contract Status:** Second year of a two-year contract through 1991.

1990 HIGHLIGHTS -- Put together another solid season despite a slow start...was the A's starting catcher for 77 games which was the most on the club...the A's were 47-30 in Terry's 77 starts...after a slow start with the bat finished strong to put solid numbers up for the season...finished with a career low average (.251) but had a career best 57 RBI's and his 9 homers tied the second best total of his career...had phenomenal success with the bases loaded...Terry 11 for 19 (.579) with the sacks full...with 3 doubles, a homer and 25 RBI's...tossed out 16 of 61 (26%) on the bases...highlight of his season came June 29th in Toronto when he caught Dave Stewart's no-hitter vs. the Jays...first no-hitter ever caught by Terry...caught 3 of the A's 4 ALCS games and was the top hitter on the club with a .455 average (5 for 11)...added an RBI...had 3 hits in game #1...started 2 of the 4 games in the Series and appeared once defensively...offense slipped as Terry went 1 for 8...during the season had his problems with the bat from May to mid-June...average dipped to a season low .186 on June 2nd but a brilliant roadtrip June 14-20th snapped the streak and turned his season around...pushed his average back up above the .240 mark by hitting at a .500 clip (15 for 30) on the A's 7 game roadswing through Chicago and Detroit...belted 2 doubles and 2 homers on the trip...including the third grand slam of his career...at Detroit June 20th...Steinbach knocked in 12 runs in the 7 games including a career best 6 on the day of the grand slam, June 20th...the A's were in Milwaukee July 3rd and Steinbach's average had climbed to .247 when he strained his left side swinging a bat in batting practice...was placed on the disabled list the next day and was idle for 24 days...returning to the lineup July 28th...average hovered in the .240 range for the next month but with a final kick moved his average over .250 for the season...Terry hit safely in 15 of his last 19 games...with 17 hits in 51 at-bats (.333) added 18 RBI's in his final 19 games.

CAREER: 1983--taken in the 9th round of the 1983 draft...reported to Medford of the Northwest (Rookie) League and hit .315 with 6 home runs and 38 RBIs in 62 games. 1984--spent the whole season at Class-A Madison and hit .295 with 11 homers and 79 RBIs. 1985--moved up to Double-A Huntsville and hit .274 with 9 home runs and 71 RBIs...used primarily as a DH, but did see action behind the plate, at first, third and the outfield. 1986--blossomed into a top A's prospect with a truly exceptional 1986 campaign at Huntsville...hit .325 with 33 doubles, 24 home runs, 132 RBIs, 94 walks and 13 game winning RBIs...led the team in total bases (274), doubles, home runs and GWRBIs...voted the Southern League Most Valuable Player as well as the All-Star Game MVP...hit .372 in April, .368 in May, .258 in June, .318 in July and .317 in August...boasted a .543 slugging percentage...had 46 multiple-hit games and four 5-RBI games...was called up to Oakland on September 12th and hit .333 with 2 home runs in six games...homered in his first major league at-bat, September 12th, at Cleveland off Greg Swindell. 1987--finished at .284 on the year with 16 homers and 56 RBIs...the A's starter behind the plate for 96 of the 162 games on the schedule (59%)...tossed out 32 of 67 on the bases for a

STEINBACH, cont.

.47% success ratio...Terry was also one of the top hitters on the club in the clutch, hitting .321 with men on the bases and .296 with men in scoring position...first 4-hit game of his career came May 30th in Yankee Stadium...first 2-homer game of career June 13th in Texas...added a then career-high five RBIs in that game...was manager La Russa's top pinch hitter with 4 hits in 7 trips to the plate including 2 homers and 4 RBIs. **1988**--was the Most Valuable Player of the 1988 All-Star game...voted into the All-Star game as the starting catcher by the fans, Steinbach responded by hitting a home run off N.L. starter Dwight Gooden, and followed that with a sacrifice fly to give the A.L. all the runs they would need...May 6th he was sidelined when he was injured in a freak accident...was struck by a thrown ball as he was leaving the batting cage and suffered a fractured orbital bone around the left eye...was placed on the 15-day DL the next day and didn't return until 22 games later (June 1st)...on June 5th was involved in a home plate collision with Kirby Puckett that limited his playing time over the next few weeks...first career grand slam July 2nd off Flanagan in Toronto...had a solid postseason...started Games 1 and 4 of the ALCS and was 1 for 4 with 2 walks...also appeared in 2 games in the World Series...was 3 for 7 (.429) with a double to lead the A's offensively. **1989**--starting catcher in the All-Star Game for the second consecutive season...had an excellent first half of the year but fell off in the second half....hit .322 prior to the break but just .205 after...started 8 of the A's 9 post-season games...topped the club with 7 RBI's in the Series...3-run homer in game #2 off Reuschel put the game away...for the year tossed out 19 of 48 (40%) on the bases...closed out the year strong, throwing out 8 of the last 12.

PERSONAL/MISCELLANEOUS: Graduated from New Ulm Senior High in 1980...attended University of Minnesota for three years...Terry and his wife, Mary, have one daughter, Jill (10-14-87), and one son, Lucas (10-29-90)...the Steinbach's reside in Plymouth, Minnesota during the off-season...enjoys ice hockey...Terry is New Ulm High School's all-time leading scorer in ice hockey.

LIFETIME PLAYING RECORD

Year	Club	AVG.	G	AB	R	H	2B	3B	HR	RBI	BB	SO	SB	CS
1983	Medford	.315	62	219	42	69	16	0	6	38	28	22	8	3
1984	Madison	.295	135	474	57	140	24	6	11	79	49	59	5	1
1985	Huntsville	.272	128	456	64	124	31	3	9	72	45	36	4	2
1986	Huntsville	.325	138	505	113	164	33	2	24	132	94	74	10	9
	OAKLAND	.333	6	15	3	5	0	0	2	4	1	0	0	0
1987	OAKLAND	.284	122	391	66	111	16	3	16	56	32	66	1	2
1988	OAKLAND	.265	104	351	42	93	19	1	9	51	33	47	3	0
1989	OAKLAND	.273	130	454	37	124	13	1	7	42	30	66	1	2
1990	OAKLAND	.251	114	379	32	95	15	2	9	57	19	66	0	1
M.L. Totals		.269	476	1590	180	428	63	7	43	210	115	245	5	5

CAREER TRANSACTIONS: **1980** -- Selected by the Cleveland Indians in 16th round of free-agent draft, June 3. **1983** -- Selected by the Oakland Athletics in 9th round of free-agent draft, June 6. **1988** -- On disabled list, May 6 to June 1, 1988. **1990** -- On disabled list, July 3 to July 28.

LEAGUE CHAMPIONSHIP SERIES RECORD

Year	Club/Opp.	AVG.	G	AB	R	H	2B	3B	HR	RBI	BB	SO	SB	CS
1988	OAK vs. BOS	.250	2	4	0	1	0	0	0	0	2	0	0	0
1989	OAK vs. TOR	.200	4	15	0	3	0	0	0	1	1	5	0	0
1990	OAK vs. BOS	.455	3	11	2	5	0	0	0	1	1	2	0	1
Totals		.300	9	30	0	9	0	0	0	2	4	7	0	1

WORLD SERIES RECORD

Year	Club/Opp.	AVG.	G	AB	R	H	2B	3B	HR	RBI	BB	SO	SB	CS
1988	OAK vs. L.A.	.364	3	11	0	4	1	0	0	0	0	2	0	0
1989	OAK vs. S.F.	.250	4	16	3	4	0	1	1	7	2	1	0	0
1990	OAK vs. CIN	.125	3	8	0	1	0	0	0	0	0	1	0	0
Totals		.257	10	35	3	9	1	1	1	7	2	4	0	0

ALL-STAR GAME RECORD

Year	Club/Site	AVG.	G	AB	R	H	2B	3B	HR	RBI	BB	SO	SB	CS
1988	A.L./Cin.	1.000	1	1	1	1	0	0	1	2	0	0	0	0
1989	A.L./Cal.	.333	1	3	0	1	0	0	0	0	0	0	0	0
Totals		.500	2	4	1	2	0	0	1	2	0	0	0	0

VS. AL 1990 AND CAREER

1990 AVG.	AB	H	HR	RBI	CAREER vs. TEAM	AVG.	AB	H	HR	RBI
.286	28	8	0	0	BALTIMORE	.315	89	28	1	8
.226	31	7	2	5	BOSTON	.235	102	24	6	13
.192	26	5	0	0	CALIFORNIA	.316	136	43	4	19
.310	42	13	1	7	CHICAGO	.223	143	32	1	7
.071	14	1	0	0	CLEVELAND	.227	119	27	4	12
.343	35	12	3	12	DETROIT	.281	114	32	5	16
.256	39	10	0	4	KANSAS CITY	.285	137	39	1	13
.250	16	4	1	4	MILWAUKEE	.353	119	42	4	22
.265	34	9	2	8	MINNESOTA	.236	144	34	4	16
.148	27	4	0	3	NEW YORK	.302	129	39	2	20
.211	38	8	0	9	SEATTLE	.242	128	31	0	23
.292	24	7	0	4	TEXAS	.237	135	32	7	25
.280	25	7	0	1	TORONTO	.263	95	25	4	16
.247	227	56	5	27	BEFORE ASB	.269	829	223	21	103
.257	152	39	4	30	AFTER ASB	.269	761	205	22	107
.249	185	46	3	28	HOME	.266	751	200	20	99
.253	194	49	6	29	AWAY	.272	839	228	23	111
.284	109	31	3	16	vs. LEFT	.293	525	154	15	70
.237	270	64	6	41	vs. RIGHT	.257	1065	274	28	140
.247	162	40	3	22	DAY	.285	620	177	15	88
.253	217	55	6	35	NIGHT	.259	970	251	28	122
.226	53	12	1	5	APRIL	.243	226	55	4	27
.169	83	14	2	7	MAY	.301	216	65	7	28
.325	83	27	2	14	JUNE	.265	298	79	7	32
.227	22	5	0	3	JULY	.290	241	70	8	34
.253	75	19	2	7	AUGUST	.252	298	75	4	37
.286	63	18	2	21	SEPT/OCT	.270	311	84	13	52

MAJOR LEAGUE FIELDING STATS

CATCHER

YEAR	PCT.	G	PO	A	E	TC	DP	PB
1986	.962	5	21	4	1	26	1	0
1987	.986	107	640	40	10	690	6	14
1988	.983	84	484	48	9	541	5	6
1989	.985	103	529	43	9	581	6	9
1990	.988	83	396	31	5	432	1	6
Totals	.985	382	2070	166	34	2270	19	35

FIRST BASE

YEAR	PCT.	G	PO	A	E	TC	DP
1987	1.000	1	1	0	0	1	0
1988	1.000	8	48	1	0	49	4
1989	.983	10	55	3	1	59	7
1990	1.000	3	5	0	0	5	0
Totals	.991	22	109	4	1	114	11

THIRD BASE

YEAR	PCT.	G	PO	A	E	TC	DP
1987	1.000	10	1	4	0	5	0
1988	1.000	9	3	9	0	12	1
1989	1.000	3	2	1	0	3	1
Totals	1.000	22	6	14	0	20	2

OUTFIELD

YEAR	PCT.	G	PO	A	E	TC	DP
1988	1.000	1	1	0	0	1	0
1989	.963	14	26	0	1	27	0
Totals	.964	15	27	0	1	28	0

STEINBACH'S BEST

SEASON

AVG: .284 (1987)

H: 124 (1989)

HR: 16 (1987)

RBI: 57 (1990)

SB: 3 (1988)

LONGEST HIT STREAK: 15 games, 4/15-5/8, 1989

CAREER GRAND SLAMS: 3, 6/20/90 at Detroit; 7/16/89 at Toronto; 7/2/88 at Toronto

GAME


H: 4 (5 times), last time: 5/17/89 vs. New York

HR: 2, 6/13/87 at Texas

RBI: 6, 6/20/90 at Detroit

DID YOU KNOW...

That only two men in the Oakland Athletics' history have belted homers in their first major league at-bat...Joe Keough on August 7, 1968 at New York and Terry Steinbach September 12, 1986 at Cleveland.

**David Keith Stewart****1991 Opening Day Age:** 34**Born:** Oakland, California, February 19, 1957**Bats:** Right **Throws:** Right**Height:** 6-2 **Weight:** 200**Major League Service:** 10 years, 28 days**Obtained:** Signed as a free agent by the A's, May 23, 1986.**Contract Status:** First year of a two-year contract extension (signed January 17, 1990) through 1992.

1990 HIGHLIGHTS -- 20 game winner for the fourth consecutive year...1990 his finest season overall...put together the whole package...in addition to first career no-hitter became first pitcher to string together four consecutive 20 win seasons since Hall of Famer Jim Palmer 1975-78...first Oakland Athletic to perform the feat since another Hall of Famer, Catfish Hunter, did it 1971-74...Stew the 10th pitcher since 1942 to win 20 four consecutive seasons...Hunter the last pitcher to win 20 for five consecutive years (1971-75)...finished third in the American League Cy Young balloting...the last four years David has finished either 4th (1988), third (1987, '90) or second (1989)...also named the 1990 winner of the Joe Cronin Award...an annual award given for significant achievement by an American League player...his pitching in the ALCS earned him the 1990 ALCS MVP award...he was 2-0 with a 1.13 ERA (16.0 IP, 2 ER) vs. Boston...winning games #1 and #4...is now 5-0 career in ALCS play...was 0-2 in two Series starts working 13.0 innings he allowed 5 earned runs...lost games #1 and #4...for the season Stew led the A's staff and the major leagues in starts (36) and innings (267.0)...tied for the major league lead in shutouts (4) and the AL lead in complete games (11)...held AL hitters to a career low .231 batting average...fifth lowest in the league...his 22 wins, in addition to a career high, were second in the major leagues to teammate Welch's 27...Dave's 2.56 ERA was a career best and good enough to rank third in the loop...also ranked in the league top ten with 166 strikeouts...the A's opening night pitcher for the third consecutive season...opened the year with 6 consecutive victories...again named the AL Pitcher of the Month for April...earned the honor for the second time in the past three years...was 5-0 with a 1.32 ERA for the month...extended his April consecutive win streak to 19...has not lost in April since 1987...final start of April defeated Clemens in Fenway 1-0 on the 29th...the first of 3 wins in 3 1990 starts vs. Clemens...first loss of year May 14th at Minnesota...won 8 of his first 9 decisions before running into a wall...dropped 5 of 6 starts May 29-June 24th...despite 3 complete games...including a 10 inning CG vs. Chicago in Oakland June 24th...A's offense scored just 18 runs in the 6 start stretch...snapped the streak with his first career no-hitter...in Toronto's SkyDome June 29th...walked the first 2 hitters he faced then retired the next 25 Blue Jays before a 2 out walk in the 9th...it was the fifth no-hitter in Oakland history...Dave walked 3 and struckout a season high 12 in the 5-0 win over Cerutti...reached the All-Star break with a 11-7 record and a 2.91 ERA...was not named to the All-Star team but was in Chicago during the break to accept the Roberto Clemente Award...the award presented annually to the player who best exemplifies the game of baseball both on and off the field...was an even better pitcher the second half of the season...went 11-4 after the break with a 2.22 ERA...had a 5 game winning streak July 28th-August 15th...that included a career long 11.0 inning CG 1-0 win over Seattle August 1st...after two losses he had another 5 game winning streak...tossed a 5 hit complete game shutout in Kansas City September 25th...the night the A's clinched their third consecutive AL West title...that start capped a brilliant September...was 5-0 in 5 starts, with a 1.35 ERA (40.0 IP, 6 ER) and earned his second Pitcher of the Month award...Angels snapped his 5 game winning streak beating Stewart in his last start, 10/1 at the

Coliseum...allowed 2 earned runs or less in 26 of his 36 starts...only Hunter (131) and Blue (124) have won more games than Stew's 93 in an Oakland uniform...42 of his 93 victories have followed an A's loss...is 46-22 at the Coliseum during his A's career...and has now started 162 games since Tony La Russa took over the club on July 7, 1986...has won 93 of his 143 decisions (93-50) a .650 winning percentage...was placed in the A's rotation for good on July 29, 1986 and has not missed a turn since...over the past 4 years has made 146 starts and worked a total of 1,061.2 innings...an average of 36.5 starts per season and 265 innings.

CAREER: 1975--was signed by the Los Angeles Dodgers organization as a catcher but was then moved to pitcher...played the whole year with Bellingham, going 0-5 with a 5.52 ERA in 22 games. **1976--**split season with Bellingham and Danville...was 1-1 with a 5.04 ERA in 24 games at Bellingham, 0-2 with a 16.20 ERA in 4 games with Danville. **1977--**with Class-A Clinton of the Midwest League, went 17-4 with a 2.15 ERA...led the league in wins and tied for league lead in complete games (15) and shutouts (3)...his ERA was 2nd best in the ML...called up to Triple-A Albuquerque late in season, going 1-0 with a 4.50 ERA in 1 game. **1978--**had a good season with San Antonio (Double-A) in the Texas League...was 14-12 with a 3.69 ERA...earned Texas League All-Star honors and finished among the league leaders in innings (1st with 193), starts (1st place tie with 28) and ERA (9th)...pitched in 1 game for the Dodgers, giving up no runs in 2 innings. **1979--**spent entire year with Triple-A Albuquerque in the Pacific Coast League, going 11-12 with a 5.24 ERA. **1980--**fine campaign with Albuquerque...tied for the league lead in wins (15), and led the league in innings (202) and games started (29). **1981--**played full year in L.A....had a strong start going 4-1 with 3 saves and a 1.00 ERA in first 17 games...tied for 2nd on club with 5 saves. **1982--**finished 4th on the staff in victories with 9...defeated the Chicago Cubs 4-1 in first big league start May 19th...won 4 straight decisions from June 22nd through July 9th. **1983--**appeared in 46 games with the Dodgers, going 5-2 with a 2.96 ERA and 8 saves...traded to Texas on August 19th with a player to be named later for pitcher Rick Honeycutt...went 5-2 with Texas with a 2.14 ERA in just 8 games, all as a starter. **1984--**had an off year in Texas, going 7-14 with a 4.73 ERA...used mostly as a starter, setting personal ML highs for starts (27) and strikeouts (119). **1985--**37 of 42 appearances were out of the pen...went 0-6 with a 5.42 ERA with 4 saves...traded to Philadelphia Phillies on September 13th for Rich Surhoff...was 0-0 in 4 games with a 6.23 ERA...underwent surgery in the off-season to remove two small bone chips from his right elbow. **1986--**Dave was signed by the A's as a free agent on May 23rd of the year...was sent to Tacoma where he appeared in 1 game for the Tigers...called up to Oakland on the 29th of May and made his A's debut that day, working 3 innings of 1-run ball at home against the Orioles...appeared in 8 games during June (7 out of the bullpen) and was knocked around for 13 earned runs in 22.2 innings of work...started 4 of his 8 appearances in

CONSECUTIVE SEASONS WITH 20 WINS (since 1901)

12	Christy Mathewson, New York (NL)	1903-14 (30,33,31,22,24,37,25,27,26,23,25,24)
10	Walter Johnson, Washington	1910-19 (25,25,32,36,28,27,25,23,23,20)
7	Lefty Grove, Philadelphia (AL)	1927-33 (20,24,20,28,31,25,24)
6	Fergie Jenkins, Chicago (NL)	1967-72 (20,20,21,22,24,20)
6	Warren Spahn, Milwaukee (NL)	1956-61 (20,21,22,21,21,21)
6	Robin Roberts, Philadelphia (NL)	1950-55 (20,21,28,23,23,23)
6	Mordecai Brown, Chicago (NL)	1906-11 (26,20,29,27,25,21)
6	Joe McGinnity, Balt (AL)-N.Y. (NL)	1901-06 (26,21,31,35,21,27)
5	Jim Hunter, Oakland-New York (AL)	1971-75 (21,21,21,25,23)
5	Carl Hubbell, New York (NL)	1933-37 (23,21,23,26,22)
5	Grover Alexander, Philadelphia (NL)	1913-17 (22,27,31,33,30)
4	several times. Last time: Dave Stewart, Oakland 1987-90 (20, 21, 21, 22)	

NOTES:

Cy Young, Cleveland-St. Louis-Boston (1897-1904) had 8 straight
 McGinnity also won 28 games in 1899 (Balt.-NL) and 29 in 1900 (Brooklyn-N.L.) giving him a total of eight consecutive 20 win seasons

STEWART, cont.

July, winning all 4 while averaging 7 innings of work...biggest win was on July 7th in Boston...it was Tony La Russa's first game in Oakland, the game was on national television, and he was dueling the red-hot Roger Clemens...Dave won that game going 6 innings and giving up 4 earned runs...never left the starting rotation after July...in August he went 4-1 with a 2.53 ERA...he averaged over 7 innings per start that month...finished the year on a good note in October even though his only start was a 2-0 loss...he pitched a complete game on the 4th at home against K.C. 1987--first Oakland Athletic to win 20 games in 7 seasons...and only the 5th member of the A's to win 20 or more...finished third in the AL Cy Young Award voting to Clemens and Key...Clemens and Stewart were the only 20-game winners in the major leagues in 1987...became only the second pitcher in Oakland history to total 200 or more strikeouts when he struck out Daryl Boston of the White Sox in his final start October 4th...Stew finished with 205 strikeouts...that total exceeded only by Vida Blue's 301 strikeouts in 1971...led the A's staff in wins, strikeouts, innings (261.1), complete games (8), and starts (37)...was the "stopper" in the A's rotation, recording 13 of his 20 wins following an A's loss...had career best 14 strikeouts on August 2 vs. Minnesota. 1988--won a then career high 21 games...second consecutive season 20 win season...finished fourth in the Cy Young balloting...named to *The Sporting News* All-Star squad...in addition to his 21 wins, which was the second best total in the AL, led the major leagues in innings pitched (275.2) and starts (37)...tied with Clemens for the AL high in complete games (14)...his 192 strikeouts tied him with Higuera for fourth best in the loop...earned AL Pitcher of the Month honors for April with a 6-0 mark, 2.98 ERA...had a streak of six consecutive complete games July 15-August 9th...streak included a then career low one-hitter vs. Seattle August 4th...his 19th win clinched AL Western Division title on September 19th vs. Twins...was 1-0 with a 1.35 ERA in the ALCS vs. Boston...was 0-1 in the World Series vs. the Dodgers despite a 3.14 ERA in 2 starts. 1989--third consecutive 20 win season...only the second pitcher in Oakland history to win 20 or more three consecutive seasons...Jim Hunter the other...finished second to Saberhagen in the Cy Young balloting...capped his year with a brilliant post season...was 4-0 in 4 post season starts...David the only pitcher in post season history to record two wins in both the Championship Series and World Series during the same season...his work in the Series (2-0, including a game #1 shutout, and a 1.69 ERA) earned him the MVP award...for the third consecutive season led the A's staff in wins (21), innings pitched (257.2), and complete games (8), and tied with Moore for the staff high in starts (36)...opened the season with 6 consecutive wins...did not lose until Ballard and Baltimore beat him May 11th...named to the All-Star team for the first time in his career and then was named the AL starting pitcher by Tony La Russa...reached the 7th inning in 31 of his 36 starts...allowed 3 or less earned runs in 26 of his 36 outings.

PERSONAL/MISCELLANEOUS: A three sport star at St. Elizabeth High School in Oakland...was a high school All-American as a catcher in baseball and linebacker/tight end in football...as a small forward on the basketball team averaged nearly 16.0 points per game...was offered a reported 30 scholarships to play football, but chose to play for the Dodgers

MOST VICTORIES LAST FOUR YEARS (1987-90)

Dave Stewart	84	Mike Scott	59	Ed Whitson	53
Bob Welch	76	Tom Browning	58	Mark Gubicza	52
Roger Clemens	76	Greg Maddux	58	Dennis Martinez	52
Frank Viola	74	Mike Boddicker	55	Rick Reuschel	52
Dave Stieb	64	Orel Hershiser	55	Bert Blyleven	50
Doug Drabek	62	Charlie Hough	55	Ron Darling	50
Dwight Gooden	61	Jimmy Key	55	Mike Moore	50
Mark Langston	60	Ted Higuera	54	Dennis Rasmussen	50
Bret Saberhagen	60	Jack Morris	54	Tom Candiotti	49
Bruce Hurst	59	David Cone	53	Nolan Ryan	49

after being their 16th round selection in June, 1975...the City of Oakland honored him with his own day in 1989...a member of the Board of Directors for the Oakland Boys Club...he also sponsors several youth league baseball teams, softball teams and track teams...is the founder of KIDSCORPS, a non-profit agency that helps develop year-round sports programs in the Bay Area...is also a spokesperson for Volunteers of America and Planned Parenthood...Dave's hobbies include fishing, hunting, and basketball...he maintains a home in the Bay Area and Southern California...is single and has two children.

LIFETIME PLAYING RECORD

Year	Club	W	L	ERA	G	GS	CG	SHO	SV	IP	H	R	ER	BB	SO
1975	Bellingham	0	5	5.51	22	5	1	0	2	49.0	59	46	30	49	37
1976	Bellingham	1	1	5.04	24	2	0	0	1	50.0	47	35	28	58	53
	Danville	0	2	16.20	4	3	0	0	0	10.0	17	20	18	16	10
1977	Clinton	17	4	2.15	24	24	15	3	0	176.0	152	52	42	72	144
	Albuquerque	1	0	4.50	1	1	0	0	0	6.0	4	3	3	6	3
1978	San Antonio	14	12	3.69	28	28	5	2	0	193.0	181	99	79	97	130
	LOS ANGELES	0	0	0.00	1	0	0	0	0	2.0	1	0	0	0	1
1979	Albuquerque	11	12	5.24	28	26	5	1	1	170.0	198	112	99	81	105
1980	Albuquerque	15	10	3.70	31	29	11	0	1	202.0	189	94	83	89	125
1981	LOS ANGELES	4	3	2.51	32	0	0	0	6	43.0	40	13	12	14	29
1982	LOS ANGELES	9	8	3.81	45	14	0	0	1	146.1	137	72	62	49	80
1983	LOS ANGELES	5	2	2.96	46	1	0	0	8	76.0	67	28	25	33	54
	TEXAS	5	2	2.14	8	8	2	0	0	59.0	50	15	14	17	24
1984	TEXAS	7	14	4.73	32	27	3	0	0	192.1	193	106	101	87	119
1985	TEXAS	0	6	5.42	42	5	0	0	4	81.1	86	53	49	37	64
	PHILADELPHIA	0	0	6.23	4	0	0	0	0	4.1	5	4	3	4	2
1986	PHILADELPHIA	0	0	6.57	8	0	0	0	0	12.1	15	9	9	4	9
	Tacoma	0	0	0.00	1	0	0	0	0	3.0	4	1	0	1	3
	OAKLAND	9	5	3.74	29	17	4	1	0	149.1	137	67	62	65	102
1987	OAKLAND	20	13	3.68	37	37	8	1	0	261.1	224	121	107	105	205
1988	OAKLAND	21	12	3.23	37	37	14	2	0	275.2	240	111	99	110	192
1989	OAKLAND	21	9	3.32	36	36	8	0	0	257.2	260	105	95	69	155
1990	OAKLAND	22	11	2.56	36	36	11	4	0	267.0	226	84	76	83	166
A.L. Totals		105	72	3.52	257	203	50	8	4	1543.2	1416	662	603	573	1027
N.L. Totals		18	13	3.52	136	15	0	0	15	284.0	265	126	111	104	175
M.L. Totals		123	85	3.52	393	218	50	8	19	1827.2	1681	788	714	677	1202

CAREER TRANSACTIONS: 1975 -- Selected by the Los Angeles Dodgers in 16th round of free-agent draft, June 4. 1983 -- Traded with a player to be named later to the Texas Rangers for pitcher Rick Honeycutt, August 19; Texas acquired pitcher Ricky Wright to complete the deal, September 16. 1985 -- Traded to the Philadelphia Phillies for pitcher Rick Surhoff, September 13. 1986 -- Released, May 9; signed by Tacoma (Oakland Athletics organization), May 23.

DIVISION SERIES RECORD

Year	Club/Opp.	W	L	ERA	G	GS	CG	SHO	SV	IP	H	R	ER	BB	SO
1981	L.A. vs. HOU	0	2	40.50	2	0	0	0	0	0.2	4	3	3	0	1

LEAGUE CHAMPIONSHIP SERIES RECORD

Year	Club/Opp.	W	L	ERA	G	GS	CG	SHO	SV	IP	H	R	ER	BB	SO
1981	L.A. vs. MTL														
(Did not pitch)															
1988	OAK vs. BOS	1	0	1.35	2	2	0	0	0	13.1	9	2	2	6	11
1989	OAK vs. TOR	2	0	2.81	2	2	0	0	0	16.0	13	5	5	3	9
1990	OAK vs. BOS	2	0	1.13	2	2	0	0	0	16.0	8	2	2	2	4
Totals		5	0	1.79	6	6	0	0	0	45.1	30	9	9	11	24

WORLD SERIES RECORD

Year	Club/Opp.	W	L	ERA	G	GS	CG	SHO	SV	IP	H	R	ER	BB	SO
1981	L.A. vs. N.Y.	0	0	0.00	2	0	0	0	0	1.2	1	0	0	2	1
1988	OAK vs. L.A.	0	1	3.14	2	2	0	0	0	14.1	12	7	5	5	5
1989	OAK vs. S.F.	2	0	1.69	2	2	1	1	0	16.0	10	3	3	2	14
1990	OAK vs. CIN	0	2	3.46	2	2	1	0	0	13.0	10	6	5	6	5
Totals		2	3	2.60	8	6	2	1	0	45.0	33	16	13	15	25

ALL-STAR GAME RECORD

Year	Club/Site	W	L	ERA	G	GS	CG	SHO	SV	IP	H	R	ER	BB	SO
1989	A.L./Cal.	0	0	18.00	1	1	0	0	0	1.0	3	2	2	2	0

STEWART, cont.

VS. AL 1990 AND CAREER

1990							CAREER									
ERA	W	LSV	G	IP	H	ER	vs. TEAM	ERA	W	LSV	G	IP	H	ER		
1.29	1	0	0	1	7.0	6	1	BALTIMORE	4.18	4	6	0	17	94.2	94	44
1.65	4	0	0	4	32.2	26	6	BOSTON	3.98	11	5	1	18	115.1	113	51
2.57	1	1	0	3	21.0	26	6	CALIFORNIA	3.34	11	5	0	22	151.0	143	56
3.48	1	3	0	4	31.0	28	12	CHICAGO	3.48	7	7	0	21	134.1	121	52
2.35	2	0	0	2	15.1	12	4	CLEVELAND	3.76	6	6	0	21	107.2	96	45
9.82	0	2	0	2	11.0	19	12	DETROIT	5.81	4	6	0	15	66.2	83	43
3.26	2	1	0	4	30.1	22	11	KANSAS CITY	3.74	7	6	0	25	137.0	129	57
3.09	2	2	0	4	23.1	23	8	MILWAUKEE	2.96	12	3	2	23	127.2	113	42
3.25	3	1	0	4	27.2	28	10	MINNESOTA	3.64	7	11	1	20	141.0	144	57
1.08	2	0	0	3	25.0	18	3	NEW YORK	3.36	6	5	0	18	112.2	107	42
0.73	3	0	0	3	24.2	12	2	SEATTLE	2.44	16	2	0	21	147.1	104	40
---	0	0	0	0	0.0	0	0	TEXAS	4.30	5	4	0	13	83.2	77	40
0.50	1	1	0	2	18.0	6	1	TORONTO	2.47	9	6	0	21	124.0	90	34
2.91	11	7	0	19	133.0	112	43	BEFORE ASB	3.62	66	45	12	214	916.0	833	368
2.22	11	4	0	17	134.0	114	33	AFTER ASB	3.42	57	40	7	179	911.2	848	346
1.74	11	4	0	18	145.0	111	28	HOME	3.20	58	42	7	200	981.2	867	349
3.54	11	7	0	18	122.0	115	48	AWAY	3.88	65	43	12	193	846.0	814	365
2.24	9	3	0	14	108.2	85	27	DAY	3.10	46	27	5	138	636.1	560	219
2.79	13	8	0	22	158.1	141	49	NIGHT	3.74	77	58	14	255	1191.1	1121	495
1.32	5	0	0	5	34.0	26	5	APRIL	3.84	20	12	5	57	234.2	221	100
2.18	3	2	0	6	41.1	36	10	MAY	3.48	22	11	3	67	271.2	252	105
3.72	2	4	0	6	48.1	37	20	JUNE	3.93	14	19	4	67	302.0	258	132
3.86	3	2	0	6	39.2	43	17	JULY	3.84	19	13	0	62	290.2	290	124
2.63	4	2	0	7	54.2	43	16	AUGUST	3.31	23	13	4	66	356.2	330	131
1.47	5	1	0	6	49.0	41	8	SEPT/OCT	2.95	25	17	3	74	372.0	330	122

MAJOR LEAGUE FIELDING STATS

PITCHER

YEAR	PCT.	G	PO	A	E	TC	DP
1978	---	1	0	0	0	0	0
1981	1.000	32	4	7	0	11	0
1982	.912	45	15	16	3	34	2
1983	.963	54	9	17	1	27	2
1984	.909	32	11	19	3	33	2
1985	.842	46	6	10	3	19	2
1986	.966	37	10	18	1	29	2
1987	.974	37	18	20	1	39	0
1988	.894	37	26	16	5	47	2
1989	.926	36	22	28	4	54	4
1990	1.000	36	24	24	0	48	2
Totals	.938	393	145	175	21	341	18

STEWART'S BEST

SEASON

W: 22 (1990)

SV: 8 (1983)

CG: 14 (1988)

ERA: 2.51 (1981)

G: 54 (1983)

IP: 275.2 (1988)

SO: 205 (1987)

LONGEST WINNING STREAK: 9, 9/19/88-5/5/89

LONGEST LOSING STREAK: 7, 9/29/83-4/29/84

GAME

LOW HIT CG: 0, 6/29/90 at Toronto

IP: 11, 8/1/90 vs. Seattle

SO: 14, 8/1/87 vs. Minnesota

56

EDDIE TAUBENSEE

C



Edward Kenneth Taubensee

1991 Opening Day Age: 22

Born: Beeville, Texas October 31, 1968

Bats: Left Throws: Right

Height: 6-4 Weight: 205

Major League Service: None

Obtained: Selected by the Oakland A's December 3, 1990 in the major league draft (Rule 5) from the Cincinnati Reds Nashville roster.

Contract Status: First year of a one-year contract through 1991.

1990 HIGHLIGHTS -- Spent the full year at Cedar Rapids of the Midwest League...1990 the best season of his five year professional career...named to the Midwest League All-Star squad after hitting .259 with a career best 16 homers...added 62 RBI's...his homer and RBI totals the second best on his

club, Cedar Rapids...finished with career highs in every offensive category including stolen bases (11)...51 walks helped Taubensee record a fine .342 on-base percentage...homered in his first game of the year and went on to hit .315 with 9 homers and 26 RBI's in his first 43 games...Eddie's offensive pace slowed after May but he still belted 24 extra-base hits over the final three months of the year...had good success vs. Madison, the A's affiliate in the Midwest League...hit .391 vs. the Muskies with 3 homers and 6 RBI's in 7 games...in addition to catching in 101 games Eddie also served as the designated hitter in 19 games and pinch-hit 6 times.

CAREER: 1986--drafted in the sixth round out of Lake Howell High School (Maitland, Florida) by the Reds Taubensee reported to Sarasota of the Gulf Coast League as a 17 year-old catcher...hit .196 in 35 games. 1987--moved to Billings of the Pioneer League in his second pro season...hit a career best .265 in 55 games...added 5 homers and 28 RBI's...named by *Baseball America* as the fourth best prospect in the league. 1988--opened the year at Greensboro and finished at .258 in 103 games with 10 homers and 41 RBI's...was moved up to Chattanooga for 5 games in the middle of the season when injuries depleted Chattanooga's catching corps...was 2 for 12 at Chattanooga but one of his two hits a homer...returned to Greensboro to finish out the year and wound up earning a spot on the South Atlantic League All-Star team. 1989--split the season between Cedar Rapids and Chattanooga...combined to belt a then career best 11 homers with 35 RBI's in 114 games.

PERSONAL/MISCELLANEOUS: Graduated from Lake Howell High School (Maitland, Florida) in 1986...single and currently resides in Longwood, Florida...lists golf as a hobby.

LIFETIME PLAYING RECORD

Year	Club	AVG.	G	AB	R	H	2B	3B	HR	RBI	BB	SO	SB	CS
1986	Sarasota	.196	35	107	8	21	3	0	1	11	11	33	0	1
1987	Billings	.265	55	162	24	43	7	0	5	28	25	47	2	2
1988	Greensboro	.258	103	330	36	85	16	1	10	41	44	93	8	4
	Chattanooga	.167	5	12	2	2	0	0	1	1	3	4	0	0
1989	Cedar Rapids	.199	59	196	25	39	5	0	8	22	25	55	4	1
	Chattanooga	.189	45	127	11	24	2	0	3	13	11	28	0	0
1990	Cedar Rapids	.259	122	417	57	108	22	1	16	62	51	98	11	4

CAREER TRANSACTIONS: 1986 -- Selected by the Cincinnati Reds organization in 6th round of free-agent draft, regular phase, June 2. 1990 -- Selected by the Oakland A's in the major league draft (Rule 5) from the Cincinnati Reds' Nashville roster, December 3.

51

LEE TINSLEY

OF



Lee Owen Tinsley

1991 Opening Day Age: 22

Born: Shelbyville, Kentucky March 4, 1969

Bats: Switch Throws: Right

Height: 5-10 Weight: 180

Major League Service: None

Obtained: Oakland's 1st round selection (11th player overall) in the June, 1987 free agent draft.

Contract Status: First year of a one-year contract through 1991.

1990 HIGHLIGHTS -- Young outfielder continued to improve his game in his second full season at Madison of the Midwest League...put together his finest professional season...prior to last year in three minor league seasons had combined to hit .203 with 9 homers...finished at .251 in 1990 with 12 homers...had career highs in all offensive categories...was second in the league with 12 triples...also finished fourth in the loop in runs scored (88)...finished fifth in stolen bases (44), games (132) and at-bats (482)...in addition led his club with 78 walks to push his on-base percentage to

TINSLEY, cont.

.360...as the Muskies starting centerfielder, was hitting just .155 on May 2nd but began to turn his season around during a 15 game stretch from May 2nd through the 19th...was 24 for 62 (.387) over the span...the surge kicked his average up 98 points to .253...Lee's average did not fall below .245 the remainder of the season...had a 13 game hitting streak from late May into early June to move his average up to a season high .276 on June 4th...wound up hitting at a .271 pace over the final four months of the year...with 11 of his 12 homers and 38 steals in 48 attempts...finished the season with a flourish...hit safely in 10 of his last 11 starts with 12 hits in 37 at-bats (.324)...included in that 11 game stretch a career one game high of 4 steals in 4 attempts vs. Appleton on August 27th...at the conclusion of the year was named by the A's minor league staff as the Most Improved Player on the Madison club.

CAREER: 1987--the 11th player selected in the June draft...after signing with the Athletics, Lee reported to Medford of the Northwest League...turned down a full football scholarship to Purdue to sign a baseball contract...hit just .174 in his first taste of professional baseball. **1988**--opened the year with the A's extended spring training program and then was moved back to Medford for the summer...improved his numbers significantly...hit .250 and led the Northwest League in walks (66) and stolen bases (42)...was named by *Baseball America* as the tenth best prospect in the loop. **1989**--first year at Madison and as the starting centerfielder hit .181 in 123 games...added 19 steals.

PERSONAL/MISCELLANEOUS: Was a 4-sport star at Shelby County High School in Shelbyville, Kentucky...prior to graduating in 1987 ran track, played basketball and football as well as baseball...during his senior season was considered one of the top high school defensive backs in the country and turned down a full football scholarship to Purdue to sign with the Athletics...during the baseball season of his senior year hit .569 with 14 homers (65 at-bats) and 40 RBI's...26 of his 38 hits were for extra-bases...played Little League and American Legion baseball as a youngster in Shelbyville...single and still resides in Shelbyville during the off season.

LIFETIME PLAYING RECORD

Year	Club	AVG.	G	AB	R	H	2B	3B	HR	RBI	BB	SO	SB	CS
1987	Medford	.174	45	132	22	23	3	2	0	13	35	57	9	3
1988	Southern Oregon	.250	72	256	56	64	8	2	3	28	66	106	42	10
1989	Madison	.181	123	397	51	72	10	2	6	31	67	177	19	11
1990	Madison	.251	132	482	88	121	14	11	12	59	78	175	44	11

CAREER TRANSACTIONS: 1987 -- Selected by the Oakland Athletics in 1st round (11th overall) of free agent draft, June 2.

53

JOE TUREK

RHP



Joseph Francis Turek

1991 Opening Day Age: 24

Born: Ambler, Pennsylvania, November 1, 1966

Bats: Right

Throws: Right

Height: 6-2

Weight: 180

Major League Service: None

Obtained: Selected by the Oakland A's December 3, 1990 in the major league draft (Rule 5) from the Cincinnati Reds Nashville roster.

Contract Status: First year of a one-year contract through 1991.

1990 HIGHLIGHTS -- Spent his second full season at Cedar Rapids of the Midwest League...won a career high 13 games to finish third in the league...allowed 12 earned runs in his first 15.2 innings but over the final four months of the year allowed just 32 earned runs in 153.2 innings (1.87

ERA) to finish with the second best ERA in the league at 2.34...Turek's innings total of 169.1 was also a career best and good enough for the fifth best total in the Midwest League...top month of the year was May when he went 3-1 with a 0.87 ERA...allowed just 4 earned runs in 41.1 innings, walked 10 and struckout 44...Joe worked at least 7.0 innings in 16 of his 25 starts and allowed 2 earned runs or less in 18 of his 25 outings...finished the season strong winning 5 of his last 6 decisions including his one shutout of the year a 5-hitter vs. Rockford on August 1st.

CAREER: 1987--the Reds 10th round selection out of West Chester University (Pennsylvania)...reported to Sarasota of the Gulf Coast League...earned a promotion to Billings of the Pioneer League after winning his only 3 starts at Sarasota...made 9 appearances, 1 start at Billings and went 0-2 with 1 save. 1988--spent the full year at Greensboro of the South Atlantic League...was in the starting rotation for most of the season...finished third on the staff with 10 wins...allowed just 91 hits in 111.1 innings...walked 32 and struckout 91. 1989--first year at Cedar Rapids...was in the rotation the full season and went 9-11 with a 3.74 ERA...again had an excellent hits per inning ratio...allowed 120 hits in 149.1 innings...also struckout 138 while walking just 77.

PERSONAL/MISCELLANEOUS: Joe is single...graduated from West Chester East High School (Pennsylvania) in 1984...then attended West Chester University for three years prior to being drafted by Cincinnati in 1987.

LIFETIME PITCHING RECORD


Year	Club	W	L	ERA	G	GS	CG	SHO	SV	IP	H	R	ER	BB	SO
1987	Billings	0	2	5.87	9	1	0	0	1	15.1	18	11	10	10	10
	Sarasota	3	0	2.05	3	3	0	0	0	22.0	15	6	5	10	19
1988	Greensboro	10	3	2.75	19	17	0	0	0	111.1	91	44	34	32	91
1989	Cedar Rapids	9	11	3.74	25	25	0	0	0	149.0	120	77	62	77	138
1990	Cedar Rapids	13	6	2.34	25	25	4	1	0	169.1	131	54	44	61	154

CAREER TRANSACTIONS: 1987 -- Selected by the Cincinnati Reds organization in 10th round of free-agent draft, June 3. 1990 -- Selected by the Oakland A's in the major league draft (Rule 5) from the Cincinnati Reds' Nashville roster, December 3.

59

TODD VAN POPPEL

RHP



Todd Matthew Van Poppel

1991 Opening Day Age: 19

Born: Hinsdale, Illinois, December 9, 1971

Bats: Right Throws: Right

Height: 6-5 Weight: 210

Major League Service: None

Obtained: Selected by the Oakland A's with Milwaukee's 1st round selection (compensation for the signing of free agent Dave Parker, 14th selection overall), in the June, 1990 free agent draft.

Contract Status: Second year of a three-year contract through 1992.

1990 HIGHLIGHTS -- One of the top pitching prospects ever to come out of the high school ranks...signed with the Athletics after a brilliant career at Martin High School in Arlington, Texas...as a senior Todd was 11-3 with a 0.97 ERA...had 170 strikeouts and only 34 walks in 101.1 innings...in three varsity seasons was 25-7 with 298 strikeouts in 203.1 innings...led Martin

ROOKIE RULE

The Baseball Writers Association of America considers a player a rookie unless during the previous season or seasons he has (a) exceeded 130 at-bats or 50 innings pitched in the major leagues; or (b) accumulated more than 45 days on the active roster of a major league club (excluding military service), during the 25-player limit. The 25-player limit is in effect from Opening Day until August 31.

VAN POPPEL, cont.

to the 1990 Texas Class 5A state semifinals, where he threw a one-hitter but lost, 1-0, to the eventual state champion...after the season was named the National High School Baseball Player of the Year based on his performance both on the mound and in the classroom...academically he maintained a 4.0 grade-point average throughout high school...turned down a full scholarship to the University of Texas to sign with the A's on July 16, 1990...reported to Medford a few days later and made his pro debut with Southern Oregon in the Northwest League on July 22nd...worked 3.2 innings vs. Bend in front of an overflow crowd...walked 3 and struckout 5...went on to make 5 appearances, all starts, at Southern Oregon before moving up to Madison on August 15th...at Southern Oregon was 1-1 with a 1.13 ERA...in 24.0 innings allowed just 10 hits and 3 earned runs while walking 9 and striking out 32...at Madison in 3 games, all starts, was 2-1 with a 3.95 ERA...walked 10 and struckout 17 in 13.2 innings...in addition he also lost one start in the Midwest League playoffs...so for his first season of pro baseball he was a combined 3-2 with a 2.15 ERA in 8 games...in 37.2 innings he allowed 18 hits and 9 earned runs while walking 19 and striking out 49.

PERSONAL/MISCELLANEOUS: Todd is single and lives in Arlington, Texas...models himself after the work ethic of the Texas Rangers' Nolan Ryan...last summer prior to signing with the Athletics played Connie Mack baseball and coached youth baseball teams in the Dallas area.

LIFETIME PITCHING RECORD

Year	Club	W	L	ERA	G	GS	CG	SHO	SV	IP	H	R	ER	BB	SO
1990	Southern Oregon	1	1	1.13	5	5	0	0	0	24.0	10	5	3	9	32
	Madison	2	1	3.95	3	3	0	0	0	13.2	8	11	6	10	17

CAREER TRANSACTIONS: 1990 -- Selected by the Oakland Athletics organization in 1st round (14th overall) of free-agent draft, June 4.

7

WALT WEISS

SS



Walter William Weiss

1991 Opening Day Age: 27

Born: Tuxedo, New York, November 28, 1963

Bats: Switch **Throws:** Right

Height: 6-0 **Weight:** 175

Major League Service: 3 years, 32 days

Obtained: Oakland's 1st round selection (11th player overall) in the June, 1985 free agent draft, regular phase.

Contract Status: First year of a one-year contract through 1991.

1990 HIGHLIGHTS -- The A's everyday shortstop had his finest year to date in the major leagues...but another knee injury limited his post season play to just two games...injured his left knee at Boston in Game #2 of the ALCS...was attempting to turn a doubleplay in the 8th inning when an Ellis Burks slide upended Walt and finished his season...A's team physician Dr. Rick Bost performed arthroscopic surgery on Weiss October 22nd to repair minor cartilage damage...it was the second time in 10 months that Bost had surgically corrected one of Walt's knees...Bost worked on Weiss' right knee in December, 1989...Walt's final post season numbers were 0 for 7 with 2 walks...his .265 season average a career high as were his runs (50), hits (118) and walks totals (46)...was consistent from both sides of the plate...hit .267 in 300 at-bats from the left side...and .261 in 115 at-bats from the right side...made just 12 errors in 137 games at shortstop...3 less than in his Rookie of the Year season, 1988...opened the year by hitting .300 for April...hitting safely in 15 of the 19 games he played in during the month...did not make an error in April...also belted 2 homers in the month...his only 2

homers of the season...continued a lefthanded streak...has now homered 8 times during his career...and all 8 have been lefthanded for the natural righthanded hitter...Walt's errorless streak was snapped on the first day of May in New York...a 10 for 19 streak June 13 thru the 19th pushed his average up to .299...as high as Walt's average would get the remainder of the season...reached the break at .270...tied his career best with a 4 hit game at Cleveland on July 18th...had hit in 5 consecutive games when he strained his right side swinging the bat in Chicago August 20th...was placed on the disabled list 3 days later...his second stint on the disabled list in 2 seasons...was activated September 7th but did not play until the 10th...wound up missing 17 games...as he is wont to do Walt came back from his injury to play well...picked up 8 hits in his first 21 at-bats...also walked 6 times in that 10 game span...played errorless baseball after his return...a stretch of 21 games...average slipped to his final figure of .265 when he picked up 5 hits in his last 37 at-bats.

CAREER: 1985--the A's made Weiss their number 1 selection in the 1985 June free agent draft...split his first year between Pocatello of the Pioneer League and Modesto of the California League...hit .310 at Pocatello...in 40 games, had 9 doubles and 3 triples...also had 21 RBIs and 6 stolen bases...played the final 30 games of the year at Modesto...hit .197 there, with 4 doubles and a triple. **1986**--started the year at Madison and hit .301 in 84 games there...had 15 doubles, 5 triples and 2 homers...also knocked in 54 runs and had 12 stolen bases...finished the year with AA Huntsville...hit .250 in 46 games for the Stars. **1987**--opened the year at Huntsville, where he hit .285 with 23 steals...called up to Oakland to make his major league debut on July 12, following an injury to Tony Phillips...first appearance was as a pinch runner on the 12th and was caught stealing...returned to the minor leagues and finished the season with Tacoma, hitting .263 in 46 games...returned to Oakland in September...picked up first ML hit September 26 vs. Chicago...due to a season-ending injury to Alfredo Griffin, was the A's starting shortstop for the final 8 games of the year...was brilliant in the field and at the plate...finished the year with a 6-game hitting streak (11 for 20) including the first 4-hit game of his career September 29 vs. Cleveland. **1988**--BBWAA and *The Sporting News* Rookie of the Year...brilliant in the field...made just 15 errors all season and just 1 after July 8th...had a string of 58 consecutive errorless games from July 9th through September 20th...finished the year at .250 after hitting at a .281 clip from August 1st on...first major league homer May 15th in Baltimore off Mark Williamson...first major league grand slam in Detroit July 10th off Mike Trujillo...hit .333 in the ALCS vs. Boston, including the GWRBI in Game 2 at Boston, an RBI single off Lee Smith in the 9th inning...was 1 for 16 in the Series vs. Los Angeles. **1989**--for the first time in his professional career an injury caused Walt to miss a large portion of the season...tore cartilage in his right knee turning a doubleplay vs. New York on May 17th at the Coliseum...eventually had surgery twice to correct the problem...first on June 2nd and then after the season was over in December...missed 65 games during his recovery from the first surgery...returned to active status July 31st and wound up splitting time with Mike Gallego at shortstop for the balance of the season...hit .250 after his return...started 3 of the 5 games in the ALCS vs. Toronto...was 1 for 9 in the ALCS and then started all 4 games of the Series vs. San Francisco...belted first and only career post season homer in game #1 of the Series...in just the second game of the regular season belted two homers at the Coliseum vs. Seattle April 5th...his first career multi-homer game...homered just once more in 1989.

PERSONAL/MISCELLANEOUS: Graduated from Suffern High (New York) in 1982...attended the University of North Carolina...Tarheel teammates included B.J. Surhoff of the Milwaukee Brewers and Scott Bankhead of the Seattle Mariners...enjoys the music of Bruce Springsteen...has served as a guest disc jockey on a Bay Area rock station...Walt and his wife, Terri, make their home in Danville, California.

LIFETIME PLAYING RECORD

Year	Club	AVG.	G	AB	R	H	2B	3B	HR	RBI	BB	SO	SB	CS
1985	Pocatello	.310	40	158	19	49	9	3	0	21	12	18	6	0
	Modesto	.197	30	122	17	24	4	1	0	7	12	20	3	3
1986	Madison	.301	84	322	50	97	15	5	2	54	33	66	12	5
	Huntsville	.250	46	160	19	40	2	1	0	13	11	39	5	1
1987	Huntsville	.285	91	337	43	96	16	2	1	32	47	67	23	3
	Tacoma	.263	46	179	35	47	4	3	0	17	28	31	8	3
	OAKLAND	.462	16	26	3	12	4	0	0	1	2	2	1	2
1988	OAKLAND	.250	147	452	44	113	17	3	3	39	35	56	4	4
1989	Modesto	.375	5	8	1	3	0	0	0	1	4	1	0	0
	Tacoma	.111	2	9	1	1	1	0	0	1	0	0	0	0
	OAKLAND	.233	84	236	30	55	11	0	3	21	21	39	6	1
1990	OAKLAND	.265	138	445	50	118	17	1	2	35	46	53	9	3
M.L. Totals		.257	385	1159	127	298	49	4	8	96	104	150	20	10

CAREER TRANSACTIONS: 1982 -- Selected by the Baltimore Orioles in 10th round of free-agent draft, June 7. 1985 -- Selected by the Oakland Athletics in 1st round (11th player selected) of free-agent draft, June 3. 1989 -- On disabled list, May 18 to July 31; included rehabilitation disability assignment to Tacoma, July 18 to July 25; and Modesto, July 26 to July 31. 1990 -- On disabled list, August 23 to September 7.

LEAGUE CHAMPIONSHIP SERIES RECORD

Year	Club/Opp.	AVG.	G	AB	R	H	2B	3B	HR	RBI	BB	SO	SB	CS
1988	OAK vs. BOS	.333	4	15	2	5	2	0	0	2	0	4	0	0
1989	OAK vs. TOR	.111	4	9	2	1	1	0	0	0	1	1	1	0
1990	OAK vs. BOS	.000	2	7	2	0	0	0	0	0	2	2	0	0
Totals		.194	10	31	6	6	3	0	0	2	3	7	1	0

WORLD SERIES RECORD

Year	Club/Opp.	AVG.	G	AB	R	H	2B	3B	HR	RBI	BB	SO	SB	CS
1988	OAK vs. L.A.	.063	5	16	1	1	0	0	0	0	0	1	0	0
1989	OAK vs. S.F.	.133	4	15	3	2	0	0	1	1	2	2	0	0
1990	OAK vs. CIN													
(injured, did not play)														
Totals		.097	9	31	4	3	0	0	1	1	2	3	0	0

VS. AL 1990 AND CAREER

1990	CAREER									
AVG.	AB	H	HR	RBI	vs. TEAM	AVG.	AB	H	HR	RBI
.237	38	9	1	2	BALTIMORE	.279	86	24	2	7
.233	30	7	0	1	BOSTON	.275	80	22	0	4
.214	42	9	0	4	CALIFORNIA	.213	94	20	0	8
.286	35	10	0	1	CHICAGO	.287	108	31	0	5
.250	32	8	0	2	CLEVELAND	.247	85	21	0	5
.154	26	4	0	1	DETROIT	.165	79	13	1	6
.242	33	8	0	1	KANSAS CITY	.250	84	21	0	4
.237	38	9	0	4	MILWAUKEE	.260	104	27	0	11
.333	36	12	0	2	MINNESOTA	.333	93	31	1	12
.400	30	12	0	4	NEW YORK	.286	84	24	1	8
.268	41	11	1	6	SEATTLE	.216	97	21	3	12
.250	28	7	0	2	TEXAS	.265	83	22	0	4
.333	36	12	0	5	TORONTO	.256	82	21	0	10
.270	259	70	2	17	BEFORE ASB	.245	621	152	7	54
.258	186	48	0	18	AFTER ASB	.333	538	146	1	42
.247	235	58	1	16	HOME	.240	580	139	3	40
.286	210	60	1	19	AWAY	.275	579	159	5	56
.261	115	30	0	12	vs. LEFT	.237	283	67	0	23
.267	330	88	2	23	vs. RIGHT	.264	876	231	8	73
.276	185	51	1	16	DAY	.243	477	116	3	40
.258	260	67	1	19	NIGHT	.267	682	182	5	56
.300	70	21	2	6	APRIL	.238	193	46	4	19
.274	84	23	0	3	MAY	.243	189	46	1	12
.277	83	23	0	5	JUNE	.287	174	50	1	12
.232	95	22	0	9	JULY	.218	179	39	1	19
.291	55	16	0	8	AUGUST	.272	206	56	1	15
.224	58	13	0	4	SEPT/OCT	.280	218	61	0	19

MAJOR LEAGUE FIELDING STATS

SHORTSTOP

YEAR	PCT.	G	PO	A	E	TC	DP
1987	.974	11	8	30	1	39	4
1988	.979	147	254	431	15	700	83
1989	.953	84	106	195	15	316	44
1990	.979	137	194	373	12	579	77
Totals	.974	379	562	1029	43	1634	208

WEISS' BEST

SEASON

AVG: .265 (1990)

H: 118 (1990)

HR: 3 (1988 & 1989)

RBI: 39 (1988)

SB: 9 (1990)

HIT STREAK: 8 games, 9/29/87-4/5/88

CAREER GRAND SLAMS: 1, 7/10/88 at Detroit

GAME

H: 4 (twice), last time: 7/18/90 vs. Cleveland


HR: 2, 4/5/89 vs. Seattle

RBI: 4 (2 times), last time: 4/5/89 vs. Seattle

35

BOB WELCH

RHP



Robert Lynn Welch

1991 Opening Day Age: 34

Born: Detroit, Michigan, November 3, 1956

Bats: Right **Throws:** Right

Height: 6-3 **Weight:** 198

Major League Service: 12 years, 106 days

Obtained: Acquired with Matt Young from the Los Angeles Dodgers in a 3-way deal that included the New York Mets, with Los Angeles receiving Alfredo Griffin and Jay Howell from Oakland and Jesse Orosco from New York and the Mets receiving Wally Whitehurst and Kevin Tapani from Oakland and Jack Savage from Los Angeles, December 11, 1987.

Contract Status: First year of a four-year contract (signed December 15, 1990) through 1994.

1990 HIGHLIGHTS -- Earned the American League Cy Young Award with one of the top seasons ever recorded...not only was Bob a 20 game winner for the first time in his career but he also topped the major leagues in wins with 27...Bob the sixth Oakland Athletic to win 20 games in a season...27 victories the most by anyone since Carlton won 27 for Philadelphia in 1972...and the most by an American League pitcher since McClain won 31 in 1968 for Detroit...recorded one win in two post season starts...started one game in both the ALCS vs. Boston and in the Series vs. Cincinnati...won game #2 of the ALCS in Fenway...went 7.1 innings and allowed just 1 earned run winning 4-1...the 1990 ALCS was Bob's seventh championship series...which set a championship series record for most league championships pitched in...in the World Series he picked up no decision in game #2 at Riverfront Stadium...despite leaving with a 4-3 lead with 1 out in the 8th inning...Reds eventually won 5-4 in the 10th...in the Cy Young balloting received 15 of a possible 28 first place votes...was named on 27 of the 28 ballots cast...for the season combined with Stewart to win 49 games...the most by two teammates since Koufax and Drysdale won 49 for the 1965 Dodgers...recorded his 20th victory August 17th vs. Baltimore...the earliest any pitcher has won 20 since Wilbur Wood in 1973...when Welch won his 26th game in Kansas City September 26th set a new Oakland season standard...Hall of Famer Catfish Hunter held the old record with 25 in his Cy Young season of 1974...Welch added his 27th victory in his last start of the season...he was the first pitcher to go 20 games over .500 since Clemens was 24-4 in 1986...Welch only the 11th pitcher since 1942 to win 20 more games than he lost...finished tied for second in the AL in starts (35) and was third in innings pitched (238.0)...opened the year 3-1 in April...allowed just 4 earned runs during the month in 34.0 innings (1.06 ERA)...tossed first of two shutouts on the season at New York April 30th...second shutout was May 11th in Baltimore as Bob went 4-1 in

WELCH, cont.

May with a 2.84 ERA....that shutout the start of a season and career best 10 game winning streak that lasted through June...was a perfect 6-0 in 6 June starts...Brewers snapped the streak in Milwaukee July 5th...but he lost just 4 more times the remainder of the year...at the break was 13-3...that record earned him the start for the American League at the All-Star Game in Chicago...Bob's second All-Star appearance, first in 10 years, pitched 2.0 scoreless innings...won 8 of his first 9 decisions after the break...finished the season strong winning 4 of his last 5 starts...allowed 2 or less earned runs in 4 of the 5 outings...the A's were 29-6 in Bob's 35 starts...for the fifth consecutive season worked 200.0 or more innings...in the A's uniform is now 61-23 (.726)...lifetime at the Coliseum is 36-8 in 52 starts...an ERA of 2.44 (312.2 IP, 145 ER)...on the road in an A's uniform is 24-15 with a 4.13 ERA (320.1 IP, 147 ER).

CAREER: 1977--selected by Los Angeles in the 1st round (21st player picked) of the June free agent draft...went straight to AA San Antonio, where he was 4-5 with a 4.46 ERA...earned John Carey Award as most improved Dodger player in 1977 fall Arizona Instructional League with a 5-1 record, 1.71 ERA and 45 strikeouts in 47 innings. **1978**--started the season at AAA Albuquerque...went 5-1 with a 3.78 ERA in 11 games...recalled to Los Angeles on 6/19 at age of 21...in four days, had a win and a save...replaced Rick Rhoden in starting rotation on 8/5 and shut out the Giants, 2-0...was the winning pitcher when the Dodgers clinched the division title, shutting out the Padres 4-0 on 9/24...struck out Reggie Jackson to save Game 2 in one of the most memorable moments in World Series history. **1979**--developed sore arm in May after being pressed into bullpen service and contributing two wins and four saves...made only six appearances during the next 3 months, losing 5. **1980**--won six consecutive decisions from 4/30 to 6/3 and 9 of first 12 to win spot on N.L. All-Star team. **1981**--was a big question mark during spring training due to a bone spur in his right elbow...used rest and medication to ease problem and finished strong, winning last 4 decisions...worked out of bullpen during post-season, except for one start...started game 4 of the World Series but failed to record an out in game that Dodgers eventually won. **1982**--won 16 games and was involved in 6 one-run games in which he had no decision...played right and left field in wild 21-inning game at Chicago 8/17-18...co-authored book "5 O'Clock Comes Early, A Young Man's Battle with Alcoholism" with New York Times' George Vecsey, detailing his struggle to keep his career on track. **1983**--tied Fernando Valenzuela for most wins on staff with 15, one shy of career high and tied for fifth in the league...third in the league in ERA with a 2.65 mark, a then-career best...also seventh in strikeouts and eighth in Cy Young balloting...pitched second career one-hitter 6/1 vs. Philadelphia (Von Hayes 4th inning single the only hit)...plagued by bursitis in left hip last three starts of regular season. **1984**--led staff in wins but his ERA hit highest point since 1979...sidelined from 8/30 to 9/17 with sore shoulder...had shutout string of 22 innings in late July and early August after being removed from rotation briefly due to problems with pitching mechanics. **1985**--pitched only once prior to June 5 due to sprained ligament in right elbow...finished in fine fashion, winning five of last six decisions, after having longest winning streak of his career (8, since

1990 AMERICAN LEAGUE CY YOUNG BALLOTING

	1st	2nd	3rd	TOTAL
BOB WELCH, OAK	15	10	2	107
Roger Clemens, BOS	8	10	7	77
DAVE STEWART, OAK	3	7	7	43
Bobby Thigpen, CHI	2	1	7	20
DENNIS ECKERSLEY, OAK	-	-	2	2
Dave Stieb, TOR	-	-	2	2
Chuck Finley, CAL	-	-	1	1

Points: 5 for first, 3 for second, 1 for third

surpassed) snapped August 25 and losing 2 in a row...won 13 of last 16 decisions...finished fifth in ERA race at 2.31 and in winning percentage (.778), tied for seventh in shutouts (3) and tied for ninth in complete games (8). **1986**--his 7-13 record hardly tells story of season...33 starts were third highest in career...ranked 3rd in league with 3 shutouts and 8th in league with 7 complete games...struck out 183 batters, then a career high, and placed 8th in league...183-55 strikeouts-to-walks ratio was best on Dodger staff...18 of his 33 starts were decided by one run, including 5 losses and 11 no decisions...team scored a total of 21 runs in his 13 losses, including 3 shutouts...had a great April, going 3-1 with a 1.44 ERA...recorded 1000th career strikeout on 6/22 vs. San Diego (Garry Templeton)...won 100th game on 9/8 vs. Atlanta. **1987**--tied for the National League lead in shutouts (4), was second in innings pitched (251.2), and third in strikeouts (196)...tied for fifth in wins (15), was sixth in ERA (3.22) and tied for seventh in complete games (6)...reached the 8th inning in 29 of his 35 starts...Dodgers were 22-13 in Bob's 35 starts...had a career high stretch of 23 consecutive scoreless innings, beginning on April 24...in the 9 games he lost, the Dodgers scored a total of 15 runs...finished season and Dodger career with a 1-hitter vs. San Francisco on October 1...was his third career 1-hitter. **1988**--first AL season and set a new career high (since surpassed) with 17 victories...recorded seven consecutive wins April 24-May 25th and reached the All-Star break with 10 victories for the first time in his career...in start at Baltimore August 18th was touched for 9 earned runs, a career high for Bob...much better pitcher at home than on the road...was 13-4 with a 2.56 ERA at the Coliseum...on the road finished up 4-5 with a 5.29 ERA...post-season woes continued in playoffs...started Game 3 vs. Boston and allowed 5 earned runs in 1.2 innings...got no decision in A's win...bounced back vs. his former club, the Dodgers, in the World Series...started Game 3 and allowed just 1 earned run over 5.0 innings...added 8 strikeouts but again had no decision in an A's win, the A's only victory in the 1988 Fall Classic. **1989**--for the second consecutive year won 17 games...worked 200 or more innings for the seventh time, fourth consecutive season...finished third on the staff in innings (209.2), strikeouts (137), and starts (33) despite missing 14 games in June with a strained left groin...made just one post season appearance and start...was the winner in game #4 at Toronto...his first ever post season victory in a starting role...did not pitch in the Series...was the A's scheduled starter for game #3 at Candlestick but during his warmup the tragic earthquake struck the Bay Area and by the time the Series was resumed, 11 days later, Stewart was given the start...strained his groin June 12th covering first base at Kansas City...missed 14 games before returning June 30th...experienced the highs and lows of life on July 28th...it was only hours after Bob witnessed the birth of his first child (Dylan) that he learned his mother had passed away...Welch made his scheduled start that night and had no decision prior to leaving for his mother's funeral...was named AL Pitcher of the Week August 21-27th when he went 2-0 and did not allow a run over 16.0 innings.

OAKLAND 20-GAME WINNERS

Pitcher	Year	Record	Pct.	ERA	IP
Vida Blue	1971	24-8	.750	1.82*	312
Jim Hunter	1971	21-11	.656	2.96	274
Jim Hunter	1972	21-4	.750*	2.04	295
Vida Blue	1973	20-9	.690	3.20	263.2
Ken Holtzman	1973	21-13	.618	2.97	297.1
Jim Hunter	1973	21-5	.808*	3.34	256
Jim Hunter	1974	25-12*	.676	2.49*	318
Vida Blue	1975	22-11	.667	3.01	270
Mike Norris	1980	22-9	.710	2.63	284
DAVE STEWART	1987	20-13**	.606	3.68	261.1
DAVE STEWART	1988	21-12	.636	3.23	275.2**
DAVE STEWART	1989	21-9	.700	3.32	257.2
BOB WELCH	1990	27-6*	.818*	2.95	238.0
DAVE STEWART	1990	22-11	.667	2.56	267.0*

* Led league

** Tied for league lead

WELCH, cont.

PERSONAL/MISCELLANEOUS: Bob and wife Mary Ellen make their home in San Francisco...the have two sons...Dylan (7-29-89) and Riley (9-12-90)...selected one of 10 Outstanding Young Americans by United States Jaycees in 1986...pitched three years for Eastern Michigan University, earning All-America honors as a sophomore...also a two-time All-Mid American Conference choice...was 17-8 in 3 seasons with an ERA of 1.62 and 205 strikeouts...prepped at Hazel Park H.S. in Ferndale, Michigan...is one of the top golfers on the A's...in 1982 co-authored with George Vescey, "Five O'Clock Comes Early, A Young Man's Battle with Alcoholism".

LIFETIME PLAYING RECORD

Year	Club	W	L	ERA	G	GS	CG	SHO	SV	IP	H	R	ER	BB	SO
1977	San Antonio	4	5	4.44	14	14	1	1	0	71.0	94	44	35	17	56
1978	Albuquerque	5	1	3.78	11	11	2	0	0	69.0	72	33	29	19	53
	LOS ANGELES	7	4	2.03	23	13	4	3	3	111.1	92	28	25	26	66
1979	LOS ANGELES	5	6	4.00	25	12	1	0	5	81.1	82	42	36	32	64
1980	LOS ANGELES	14	9	3.28	32	32	3	2	0	213.2	190	85	78	79	141
1981	LOS ANGELES	9	5	3.45	23	23	2	1	0	141.1	141	56	54	41	88
1982	LOS ANGELES	16	11	3.36	36	36	9	3	0	235.2	199	94	88	81	176
1983	LOS ANGELES	15	12	2.65	31	31	4	3	0	204.0	164	73	60	72	156
1984	LOS ANGELES	13	13	3.78	31	29	3	1	0	178.2	191	86	75	58	126
1985	LOS ANGELES	14	4	2.31	23	23	8	3	0	167.1	141	49	43	35	96
	Vero Beach	0	0	2.12	3	3	0	0	0	17.0	15	4	4	1	9
1986	LOS ANGELES	7	13	3.28	33	33	7	3	0	235.2	227	95	86	55	183
1987	LOS ANGELES	15	9	3.22	35	35	6	4	0	251.2	204	94	90	86	196
1988	OAKLAND	17	9	3.64	36	36	4	2	0	244.2	237	107	99	81	158
1989	OAKLAND	17	8	3.00	33	33	1	0	0	209.2	191	82	70	78	137
1990	OAKLAND	27	6	2.95	35	35	2	2	0	238.0	214	90	78	77	127
A.L. Totals		61	23	3.21	104	104	7	4	0	692.1	642	279	247	236	422
N.L. Totals		115	86	3.14	292	267	47	23	8	1820.2	1631	702	635	565	1292
M.L. Totals		176	109	3.16	396	371	54	27	8	2513.0	2273	981	882	801	1714

CAREER TRANSACTIONS: 1974 -- Selected by the Chicago Cubs in 14th round of free-agent draft, June 5. 1977 -- Selected by the Los Angeles Dodgers in 1st round (20th player selected) of free-agent draft, June 7. 1985 -- On disabled list, April 29 to June 5; included rehabilitation disability assignment to Vero Beach, May 21 to June 5. 1987 -- As part of an eight-player, three-team deal, the New York Mets traded pitcher Jesse Orosco to the Oakland Athletics, December 11. Oakland then traded Orosco along with shortstop Alfredo Griffin and pitcher Jay Howell to the Los Angeles Dodgers for pitchers Bob Welch, Matt Young and Jack Savage. Oakland then traded Savage along with pitchers Wally Whitehurst and Kevin Tapani to New York. 1989 -- On disabled list, June 13 to June 30. 1990 -- Granted free agency, October 25; re-signed by Oakland, December 15.

DIVISION SERIES RECORD

Year	Club/Opp.	W	L	ERA	G	GS	CG	SHO	SV	IP	H	R	ER	BB	SO
1981	L.A. vs. HOU	0	0	0.00	1	0	0	0	0	1.0	0	0	0	1	1

LEAGUE CHAMPIONSHIP SERIES RECORD

Year	Club/Opp.	W	L	ERA	G	GS	CG	SHO	SV	IP	H	R	ER	BB	SO
1978	L.A. vs. PHI	1	0	2.08	1	0	0	0	0	4.1	2	1	1	0	5
1981	L.A. vs. MTL	0	0	5.40	3	0	0	0	1	1.2	2	1	1	0	2
1983	L.A. vs. PHI	0	1	6.75	1	1	0	0	0	1.1	0	2	1	2	0
1985	L.A. vs. ST. L	0	1	6.75	1	1	0	0	0	2.2	5	4	2	6	2
1988	OAK vs. BOS	0	0	27.00	1	1	0	0	0	1.2	6	5	5	2	0
1989	OAK vs. TOR	1	0	3.18	1	1	0	0	0	5.2	8	2	2	1	4
1990	OAK vs. BOS	1	0	1.23	1	1	0	0	0	7.1	6	1	1	3	4
Totals		3	2	4.74	9	5	0	0	1	24.2	29	16	13	14	17

WORLD SERIES RECORD

Year	Club/Opp.	W	L	ERA	G	GS	CG	SHO	SV	IP	H	R	ER	BB	SO
1978	L.A. vs. N.Y.	0	1	6.24	3	0	0	0	1	4.1	4	3	3	2	6
1981	L.A. vs. N.Y.	0	0	---	1	1	0	0	0	0.0	3	2	2	1	0
1988	OAK vs. L.A.	0	0	1.80	1	1	0	0	0	5.0	6	1	1	3	8
1989	OAK vs. S.F.	(Eligible-Did not appear)													
1990	OAK vs. CIN	0	0	4.91	1	1	0	0	0	7.1	9	4	4	2	2
Totals		0	1	5.40	6	3	0	0	1	16.2	22	10	10	8	16

ALL-STAR GAME RECORD

Year	Club/Site	W	L	ERA	G	GS	CG	SHO	SV	IP	H	R	ER	BB	SO
1980	N.L./L.A.	0	0	6.00	1	0	0	0	0	3.0	5	2	2	1	4
1990	A.L./Chi. (N)	0	0	0.00	1	1	0	0	0	2.0	1	0	0	0	1
Totals		0	0	3.60	2	1	0	0	0	5.0	6	2	2	1	5

VS. AL 1990 AND CAREER

1990	ERA	W	L	SV	G	IP	H	ER	CAREER vs. TEAM	ERA	W	L	SV	G	IP	H	ER
1.78	3	0	0	4	30.1	23	6	4	BALTIMORE	2.51	6	2	0	9	64.1	48	18
2.25	1	1	0	2	16.0	11	4	6	BOSTON	2.93	3	3	0	6	43.0	32	14
3.44	3	0	0	3	18.1	21	7	7	CALIFORNIA	4.12	7	1	0	9	54.2	56	25
3.21	2	0	0	2	14.0	11	5	5	CHICAGO	4.42	4	3	0	8	53.0	52	26
2.86	2	0	0	3	22.0	22	7	7	CLEVELAND	1.77	7	0	0	9	66.0	63	13
4.21	3	1	0	4	25.2	23	12	12	DETROIT	3.27	6	2	0	8	55.0	45	20
3.00	3	0	0	3	21.0	24	7	7	KANSAS CITY	3.60	4	2	0	10	65.0	66	26
3.48	1	1	0	2	10.1	10	4	4	MILWAUKEE	3.23	4	2	0	9	55.2	53	20
4.70	2	1	0	3	15.1	15	8	8	MINNESOTA	4.08	6	3	0	9	53.0	56	24
0.55	2	0	0	2	16.1	10	1	1	NEW YORK	2.64	4	0	0	7	47.2	45	14
3.15	1	2	0	3	20.0	17	7	7	SEATTLE	2.65	3	3	0	8	54.1	47	16
3.14	2	0	0	2	14.1	13	5	5	TEXAS	2.56	4	0	0	6	38.2	36	11
3.14	2	0	0	2	14.1	14	5	5	TORONTO	4.32	3	2	0	6	41.2	43	20
2.91	13	3	0	18	123.2	109	40	40	BEFORE ASB	3.23	89	60	7	209	1302.1	1199	468
2.99	14	3	0	17	114.1	105	38	38	AFTER ASB	3.08	87	49	1	187	1210.2	1074	414
1.92	14	2	0	16	117.0	94	25	25	HOME	2.81	100	50	6	201	1312.1	1131	410
3.94	13	4	0	19	121.0	120	53	53	AWAY	3.54	76	59	2	195	1200.2	1142	472
2.28	10	2	0	12	83.0	67	21	21	DAY	3.07	64	38	5	138	844.2	786	288
3.31	17	4	0	23	155.0	147	57	57	NIGHT	3.20	112	71	3	258	1668.1	1487	594
1.06	3	1	0	5	34.0	23	4	4	APRIL	2.64	25	14	0	53	354.2	290	104
2.84	4	1	0	6	44.1	40	14	14	MAY	3.44	29	17	5	66	390.0	366	149
3.83	6	0	0	6	42.1	41	18	18	JUNE	3.47	28	21	1	68	422.2	419	163
4.78	3	2	0	5	26.1	31	14	14	JULY	3.41	22	22	2	63	380.0	354	144
3.47	6	1	0	7	46.2	43	18	18	AUGUST	3.10	36	21	0	69	470.1	424	162
2.17	4	1	0	5	37.1	29	9	9	SEPT/OCT	2.93	35	14	0	76	488.1	413	159

MAJOR LEAGUE FIELDING STATS

PITCHER

YEAR	PCT.	G	PO	A	E	TC	DP
1978	.947	23	6	12	1	19	0
1979	.769	25	2	8	3	13	3
1980	.976	32	15	26	1	42	3
1981	1.000	23	4	18	0	22	1
1982	.957	36	19	26	2	47	0
1983	.932	31	14	27	3	44	1
1984	.960	31	20	28	2	50	5
1985	.933	23	15	27	3	45	1
1986	.959	33	21	26	2	49	2
1987	1.000	35	25	38	0	63	3
1988	.980	36	16	32	1	49	2
1989	.922	33	26	21	4	51	3
1990	1.000	35	20	31	0	51	2
Totals	.960	396	203	320	22	545	26

OUTFIELD

YEAR	PCT.	G	PO	A	E	TC	DP
1982	---	1	0	0	0	0	0
Totals	---	1	0	0	0	0	0

WELCH'S BEST

SEASON

W: 27 (1990)

SV: 5 (1979)

CG: 9 (1982)

ERA: 2.03 (1978)

G: 36 (1982 & 1988)

IP: 251.2 (1987)

SO: 196 (1987)

LONGEST WINNING STREAK: 10, 5/11-6/30, 1990

LONGEST LOSING STREAK: 5 (two times), last time: 5/11-6/26, 1986

GAME

LOW HIT CG: 1 (three times), last time: 10/1/87 vs. San Francisco

IP: 9.2, 4/14/86 at San Diego

SO: 12, 4/14/86 at San Diego

1988-90 AMERICAN LEAGUE CY YOUNG BALLOTING

	1st	2nd	3rd	Total		1st	2nd	3rd	Total
Stewart, OAK	4	34	17	139	Moore, OAK	0	2	4	10
Saberhagen, KC	27	1	0	138	Blyleven, CAL	0	0	9	9
Viola, MINN	27	1	0	138	Ryan, TEX	0	0	5	5
Welch, OAK	15	10	2	107	Ballard, BAL	0	1	0	3
Clemens, BOS	8	12	9	85	Olson, BALT	0	0	3	3
Eckersley, OAK	1	14	10	57	Stieb, TOR	0	0	2	2
Gubicza, KC	0	6	8	26	Finley, CAL	0	0	1	1
Thigpen, CHI	2	1	7	20	Russell, TEX	0	0	1	1
Hurst, BOS	0	2	6	12					

**Willie James Wilson****1991 Opening Day Age:** 35**Born:** Montgomery, Alabama July 9, 1955**Bats:** Switch **Throws:** Right**Height:** 6-3 **Weight:** 200**Major League Service:** 13 years, 56 days**Obtained:** Signed as a free agent by the A's, December 3, 1990**Contract Status:** First year of a two-year contract through 1992.

1990 HIGHLIGHTS -- Had a productive season as Kansas City's fourth outfielder...hit .290 or 47 points better than in 1989 and his highest mark since he hit .301 in 1984...led the Royals with 24 steals in 30 attempts...hit safely in his first 6 games of the season and in 10 of his first 11 games at a .447 clip...wound up hitting .345 for April with 10 RBI's in 16 games...reached a personal milestone when he stole his 600th base on June 13th at California...on June 16th at Minnesota stole 3 bases in a game for the 9th time in his career...finished the year with 612 lifetime steals to rank third active (Rickey Henderson and Tim Lincecum are 1-2)...ranks 15th all-time...was hitting over .300 as late as June 24th but was actually a better hitter in the second half of the season...Willie hit .275 prior to the All-Star break and .310 after...was a .300 hitter in April, June, July, and September...hit at a .299 clip vs. righthanded pitching and .272 vs. lefthanders...hit .400 or better vs. three clubs including the A's (.429)...was perfect in the outfield...played 106 games without an error...had 189 total chances with 2 assists.

CAREER: 1974--signed a national letter-of-intent to play football at Maryland but turned that down to sign with Kansas City...was the Royals' 1st selection in the June draft (18th player overall)...played his first summer at Sarasota and led the league with 24 stolen bases. **1975**--at Waterloo in the Midwest League led the league with 132 hits and set a new league record with 76 stolen bases...was voted the loop's MVP and named the Prospect of the Year. **1976**--played the full year at Jacksonville before making his first major league appearance in September...was 1 for 6 in 12 appearances. **1977**--first season as a switch-hitter and Willie's only season at the Triple-A level...playing with Omaha set the American Association record for most steals with 74, breaking a 56 year-old record...on April 1st became the first player to hit a ball into the 3rd deck of the New Orleans Superdome...returned to the major leagues in September...hit .324 with the Royals and added 6 steals in 13 games...**1978**--first full major league season...paced Kansas City with 46 steals despite limited playing time...**1979**--opened the season in a reserve role but began playing everyday in early May when Al Cowens was injured...Willie set a career and Kansas City record with 83 steals...biggest day of the year was June 15th at Milwaukee when he went 4 for 6 with 2 homers, one of them inside-the-park, scored 4 runs and had 6 RBI's **1980**--selected to the UPI all-league club and earned his first Rawlings Gold Glove honor for defensive excellence...led the AL with a major league record 705 at-bats, a club record 230 hits, and a club record 133 runs while sharing the league lead in triples with 15...finished second to Rickey Henderson with 79 steals and was 7th in the league batting race with a .326 average...had one of the most productive seasons ever for a switch-hitter...became only the second player in history to log 100 hits from both sides of the plate (130 hits lefthanded, 100 righthanded)...Garry Templeton was the first to accomplish the feat in 1979...Wilson's hit total set an AL mark for switch-hitters and tied the NL record (set by Pete Rose in 1973)...Willie also set an AL record by stealing 32 consecutive bases without being caught July 20-September 30th...hit .308 vs. New York in the ALCS and then .154 with a Series record

12 strikeouts vs. Philadelphia. **1981**--named the Royals Player-of-the-Year...hit over .300 for the second consecutive season and added a team leading 133 hits and 34 stolen bases. **1982**--posted a career high .332 average to win the AL batting title despite missing 25 of the first 27 games with a pulled hamstring suffered in a spring training game...returned to the lineup on May 9th...15 triples also led the league...was selected to the AL All-Star squad for the first time **1983**--average fell below .300 for the first time as a regular...was hit by a Sammy Stewart pitch on his left hand August 19th...cracked the middle knuckle on his left hand and Willie spent the next 15 days on the DL...was KC's opening day leftfielder but was moved to centerfield for good June 29th...named to his second consecutive All-Star team. **1984**--missed the first 32 games of the season serving a suspension for drug involvement imposed by then Commissioner Bowie Kuhn...returned to the lineup May 16th and despite his absence led the club in at-bats (541), runs (81), hits (163), triples (9) and stolen bases (47)...had a career high 18 game hitting streak July 13-27th...collected the 1,000th hit of his career on June 25th at Royals Stadium with a single off the A's Gorman Heim Mueller. **1985**--led the club in at-bats (605), triples (a major league high and club record 21), and stolen bases (43)...stole the 400th base of his career May 22nd at Texas...missed 18 games with a reaction to a penicillin shot that was administered September 1st...Wilson was suffering from a nagging cold at the time...surgery was required September 2nd to alleviate swelling and pressure...posted a cumulative .339 batting average in 14 post season games...hit .310 in the ALCS vs. Toronto and then .367 in the Fall Classic (2nd best in the 1985 Series) vs. St. Louis...**1986**--led KC in games (156), at-bats (631), hits (170) and stolen bases (34)...belted a career high 9 homers...(none were inside-the-park, and 5 were hit in Royals Stadium). **1987**-- led AL outfielders with a career best .997 fielding percentage (1 error in 346 total chances)...also topped the loop with 15 triples...59 steals were second best in the league to Seattle's Harold Reynolds...it was the 4th time in Willie's career he had swiped 50 or more in a season...recorded the 500th steal of his career July 25th at Baltimore. **1988**--for the 11th consecutive season led the Royals in stolen bases with 35 steals in 43 attempts (83% success rate)...tied for the league lead in triples with 11 and tied an AL record for most years leading the league in triples (5)...once again topped the Royals in at bats with 591. **1989**--reached several milestones during the season...with 24 steals moved into 18th place on the all-time stolen base list...stole over 20 bases for the 12th straight season...logged career hit number 1,800 on May 15th at Minnesota...appeared in his 1,600th game on June 20th at Milwaukee...scored his 1,000th career run August 14th in Chicago...was on the DL from May 30-June 17th with tendinitis of his right rotator cuff...after hitting .207 prior to the All-Star break finished strong with a .288 average after the break.

PERSONAL/MISCELLANEOUS: A 1974 graduate of Summit High School (New Jersey)...lettered in football and basketball as well as baseball...was a catcher in his junior year and earned several All-Star honors...in his senior year was named a High School All-American both as a running back in football and as an outfielder/catcher in baseball...after receiving more than 200 scholarship offers to play college football, Wilson signed a national letter-of-intent to attend the University of Maryland...but was the Royals first round selection (18th overall) in the June, 1974 draft

ACTIVE TRIPLE LEADERS

1.	Willie Wilson	130
2.	George Brett	120
3.	Robin Yount	111
4.	Garry Templeton	101
5.	Andre Dawson	83
6.	Tim Lincecum	81

WILSON, cont.

and Willie opted for baseball...Willie and his wife, Catherine, have two children Shanice and Donnel...the Wilsons reside in Leawood, Kansas during the winter months.

LIFETIME PLAYING RECORD

Year	Club	AVG.	G	AB	R	H	2B	3B	HR	RBI	BB	SO	SB	CS
1974	Sarasota	.252	47	155	30	39	3	5	1	14	10	51	24	2
1975	Waterloo	.272	127	486	92	132	18	4	8	73	26	99	76	12
1976	Jacksonville	.253	107	388	54	98	13	6	1	35	26	72	37	3
	KANSAS CITY	.167	12	6	0	1	0	0	0	0	0	2	2	1
1977	Omaha	.281	132	495	67	139	10	6	4	47	24	106	74	8
	KANSAS CITY	.324	13	34	10	11	2	0	0	1	1	8	6	3
1978	KANSAS CITY	.217	127	198	43	43	8	2	0	16	16	33	46	12
1979	KANSAS CITY	.315	154	588	113	185	18	13	6	49	28	92	83	12
1980	KANSAS CITY	.326	161	705	133	230	28	15	3	49	28	81	79	10
1981	KANSAS CITY	.303	102	439	54	133	10	7	1	32	18	42	34	8
1982	KANSAS CITY	.332	136	585	87	194	19	15	3	46	26	81	37	11
1983	KANSAS CITY	.276	137	576	90	159	22	8	2	33	33	75	59	8
1984	KANSAS CITY	.301	128	541	81	163	24	9	2	44	39	56	47	5
1985	KANSAS CITY	.278	141	605	87	168	25	21	4	43	29	94	43	11
1986	KANSAS CITY	.269	156	631	77	170	20	7	9	44	31	97	34	8
1987	KANSAS CITY	.279	146	610	97	170	18	15	4	30	32	88	59	11
1988	KANSAS CITY	.262	147	591	81	155	17	11	1	37	22	106	35	7
1989	KANSAS CITY	.253	112	383	58	97	17	7	3	43	27	78	24	6
1990	KANSAS CITY	.290	115	307	49	89	13	3	2	42	30	57	24	6
M.L. Totals		.290	1787	6799	1060	1968	241	133	40	509	360	990	612	119

CAREER TRANSACTIONS: 1974 -- Selected by Kansas City Royals Organization in the 1st round (18th player selected) of free-agent draft, June 5. 1983 -- On disabled list, August 21 to September 6. On suspended list, December 15 to May 15, 1984. 1989 -- On disabled list, May 27 to June 17. Granted free agency, November 13; re-signed by Royals, December 7, 1990 -- Granted free agency; signed by the Oakland Athletics, December 3.

DIVISION SERIES RECORD

Year	Club/Opp	AVG.	G	AB	R	H	2B	3B	HR	RBI	BB	SO	SB	CS
1981	K.C. vs. OAK	.308	3	13	0	4	0	0	0	1	0	0	0	0

LEAGUE CHAMPIONSHIP SERIES RECORD

Year	Club/Opp	AVG.	G	AB	R	H	2B	3B	HR	RBI	BB	SO	SB	CS
1978	K.C. vs. N.Y.	.250	3	4	0	1	0	0	0	0	0	2	0	1
1980	K.C. vs. N.Y.	.308	3	13	2	4	2	1	0	4	1	2	0	0
1984	K.C. vs. DET	.154	3	13	0	2	0	0	0	0	1	2	0	1
1985	K.C. vs. TOR	.310	7	29	5	9	0	0	1	2	1	5	1	1
Totals		.271	16	59	7	16	2	1	1	6	3	11	1	3

WORLD SERIES RECORD

Year	Club/Opp	AVG.	G	AB	R	H	2B	3B	HR	RBI	BB	SO	SB	CS
1980	K.C. vs. PHI	.154	6	26	3	4	1	0	0	0	4	12	2	0
1985	K.C. vs. ST.L	.367	7	30	2	11	0	1	0	3	1	4	3	0
Totals		.268	13	56	5	15	1	1	0	3	5	16	5	0

ALL-STAR GAME RECORD

Year	Club/Site	AVG.	G	AB	R	H	2B	3B	HR	RBI	BB	SO	SB	CS
1982	A.L./MON	.000	1	2	0	0	0	0	0	0	0	1	0	0
1983	A.L./CHI (A)	1.000	1	1	0	1	1	0	0	1	0	0	0	0
Totals		.333	2	3	0	1	1	0	0	1	0	1	0	0

ACTIVE STOLEN BASE LEADERS

1. Rickey Henderson 936
2. Tim Lincecum 634
3. Willie Wilson 612
4. Vince Coleman 549
5. Ozzie Smith 464

VS. AL 1990 AND CAREER

1990 AVG.	AB	H	HR	RBI	CAREER vs. TEAM	AVG.	AB	H	HR	RBI
.400	20	8	1	5	BALTIMORE	.301	511	154	4	33
.345	29	10	0	5	BOSTON	.350	505	177	1	42
.414	29	12	0	5	CALIFORNIA	.310	580	180	1	42
.222	18	4	0	0	CHICAGO	.279	498	139	4	35
.444	18	8	0	3	CLEVELAND	.284	451	128	2	42
.100	20	2	0	3	DETROIT	.269	454	122	3	41
---	0	0	0	0	KANSAS CITY	---	0	0	0	0
.219	32	7	0	1	MILWAUKEE	.266	481	128	4	38
.385	26	10	0	6	MINNESOTA	.321	632	203	3	55
.200	20	4	0	4	NEW YORK	.296	577	171	6	40
.125	24	3	1	1	SEATTLE	.264	556	147	5	34
.200	25	5	0	3	TEXAS	.280	552	155	3	48
.280	25	7	0	4	TORONTO	.244	476	116	2	34
.275	178	49	1	26	BEFORE ASB	.283	3486	988	24	244
.310	129	40	1	16	AFTER ASB	.296	3313	980	16	265
.331	166	55	1	22	HOME	.298	3389	1009	18	270
.241	141	34	1	20	AWAY	.281	3410	959	22	239
.272	103	28	0	17	vs. LEFT	.294	2231	656	14	183
.299	204	61	2	25	vs. RIGHT	.287	4568	1312	26	326
.246	65	16	0	7	DAY	.284	1686	478	14	140
.302	242	73	2	35	NIGHT	.291	5113	1490	26	369
.345	55	19	1	10	APRIL	.267	738	197	3	47
.163	43	7	0	4	MAY	.284	1178	335	12	96
.313	67	21	0	9	JUNE	.289	1198	346	7	77
.300	50	15	0	11	JULY	.306	1173	359	7	102
.274	62	17	1	7	AUGUST	.295	1219	360	6	93
.333	30	10	0	1	SEPT/OCT	.287	1293	371	5	94

MAJOR LEAGUE FIELDING STATS

OUTFIELD

YEAR	PCT.	G	PO	A	E	TC	DP
1976	.875	6	6	1	1	8	0
1977	.960	9	24	0	1	25	0
1978	.978	112	171	6	4	181	2
1979	.985	152	384	13	6	403	0
1980	.988	159	482	9	6	497	1
1981	.987	101	299	14	4	317	3
1982	.987	80	215	8	3	226	1
1983	.988	136	354	3	9	366	0
1984	.990	128	383	6	4	393	2
1985	.995	140	378	4	2	384	1
1986	.993	155	408	4	3	415	2
1987	.997	143	342	3	1	346	1
1988	.989	142	365	1	4	370	0
1989	.977	108	252	2	6	260	0
1990	1.000	106	187	2	0	189	1
Totals	.988	1677	4250	76	54	4380	14

WILSON'S BEST

SEASON

AVG: .332 (1982)

H: 230 (1980)

HR: 9 (1986)

RBI: 49 (1979 & 1980)

SB: 83 (1979)

HIT STREAK: 18 games, July 13-27, 1984

CAREER GRAND SLAMS: 0

GAME

H: 5 (twice), last time: 5/13/87 at Baltimore


HR: 2, 6/15/79 at Milwaukee

RBI: 6, 6/15/79 at Milwaukee

29

CURT YOUNG

LHP



Curtis Allen Young

1991 Opening Day Age: 30

Born: Saginaw, Michigan, April 16, 1960

Bats: Right

Throws: Left

Height: 6-1

Weight: 180

Major League Service: 6 years, 110 days

Obtained: Oakland's 4th round selection in the June, 1981 free agent draft.

Contract Status: Second year of a two-year contract through 1991.

1990 HIGHLIGHTS -- The A's fifth starter and due to off days did not work on a regular basis...did not take a regular turn until June...9 of his 21 starts came on a regular rotation basis...(3 or 4 days rest)...in fact his first 2

YOUNG, cont.

appearances of the season were out of the bullpen...wound up making 5 relief appearances in 1990...for the second consecutive season did not work in the American League Championship Series...made one appearance in the Series vs. Cincinnati...worked one inning in game #3 at Oakland...allowed no runs on 1 hit...during the season, allowed 16 earned runs in 13.0 April innings...2 of those outings in relief...after that tough April start Young finished the season 9-5 with a 4.12 ERA (111.1 IP, 51 ER)...bounced back from his April to go 2-0 in May with a 3.60 ERA...first win of the year May 6th vs. Boston at the Coliseum...pitched his best baseball of the season in his 6 appearances (5 starts) prior to the All-Star break...from June 1st to July 8th was 2-2 despite allowing just 6 earned runs over 29.2 innings...(1.82 ERA)...was 4-3 at the break with a 4.26 ERA...first start after the break went 8.0 innings to defeat Milwaukee...tied his longest stint of the year and lowered his ERA to 3.93...his lowest mark of the year...Curt won 3 of his first 4 decisions after the break...was 4-2 with a 3.66 ERA for July and August...but allowed 16 earned runs over his final 21.1 innings and wound up with the highest ERA on the A's staff...and the highest of his pro career in a season where he has worked 100 or more innings...as with most of the A's pitching staff was better at home than away...was 5-2 in 14 home appearances, 11 starts...an ERA of 3.18 (70.2 IP, 25 ER)...on the road was 4-4 in 12 games, 10 starts...finished with a road ERA of 7.04 (53.2 IP, 42 ER).

CAREER: 1981--after the June draft assigned to Medford...after 8 starts was moved to Modesto where he went 2-1 with a 3.48 ERA in 5 games...combined at both stops to strike out 71 in 84 innings. 1982--first full pro year and he helped pitch Modesto to the California League title...was 15-8 with a 3.48 ERA...led the league in innings pitched (205) and games started (28)...was second in strikeouts (162), fourth in complete games (12), and tied for fourth in wins (15)...received honorable mention on the league All-Star team. 1983--opened the year in Tacoma but was called to Oakland June 21st...made his major league debut in Texas June 24th, pitching 4.1 innings and getting the loss...returned to Tacoma July 1st...led the Tiger staff for the year in wins (12), strikeouts (109), games started (25), innings pitched (159) and hits allowed (175)...came back to the A's for September and pitched in relief for 6 games covering 2.1 innings. 1984--Young was one of Oakland's most dependable starters after being called up from Tacoma June 22nd...started his first game June 26th at Kansas City...shut out the Royals on 2 hits for 6.2 innings in the second game of a doubleheader for his first Oakland win...threw a 9-hit shutout at Milwaukee in his 3rd start on July 6th to lower his ERA to 0.87 and up his record to 2-0...after 10 starts was 6-1 with a 2.54 ERA...went 3-3 the rest of the way...gave up four hits and no runs in 8 innings on July 25th at Minnesota's Metrodome as the A's took a 1-0 win...pitched better on the road where he was 6-2 with a 3.36 ERA as opposed to his 3-2, 4.89 record at the Coliseum...was 6-4 with a 3.78 ERA and 5 complete games in 14 starts at Tacoma before his promotion. 1985--Curt was bothered by tendonitis much of the season, and never really got on track...was placed on the disabled list on April 30th and was sent to Modesto June 29th on rehabilitation assignment...returned to Oakland July 5th before being sent to Tacoma an August 13th...finished the year 0-4 with Oakland with a 7.24 ERA. 1986--proved to be one of Oakland's best pitchers...ironically, Young did not make the A's Opening Day roster due to several poor spring outings...began the season with Triple-A Tacoma and went 4-0 with a 2.00 ERA in 4 starts...in 27 innings he gave up 16 hits, walked 6 and struck out 28...was called up to Oakland on May 9th and immediately was inserted in the starting rotation...got off to an auspicious start going 3-1 with a 2.60 ERA...finished up the campaign on a positive note throwing a 5-1 complete game victory vs. Cleveland on September 19th, an 8 inning 3-hitter vs. Texas on September 29th and a 1-hitter vs. Kansas City on the last day of the season...overall was 9-2 with a 2.37 ERA at home and 4-7 with a 5.19 ERA on the road. 1987--opening night pitcher for the A's...was among the league leaders in several pitching categories until an arm injury knocked

him off the mound for 3 weeks...was 9-4 in 16 starts prior to injury, with a 3.37 ERA...after strained bicep was 4-3 in 15 starts with a 6.12 ERA...finest start of year came on June 9th in Coliseum vs. White Sox...tossed the second 1-hitter of his career, and 11th in Oakland Athletics history...allowed only a 2-run homer to Ken Williams with 2 out in the 8th inning...then retired the final 4 men he faced...strained his bicep in the 4th inning of start vs. same White Sox in Chicago on June 29th...did not return until July 20th in Detroit...set career highs in starts (31), innings pitched (203.0), strikeouts (124), and complete games (6). **1988**--split year for Curt...struggled into mid-July...was actually outrighted off the A's roster July 19th, but never did report to Tacoma...instead worked with A's pitching coach Dave Duncan...returned a new pitcher August 10th...was 6-7 with a 5.77 ERA when he was taken off the roster...after returning went 5-1 with a 2.09 ERA...won 10 or more games for the third consecutive season...finished fourth on the staff in innings pitched (156.1), starts (26) and wins (11)...A's were 16-10 in his 26 starts...made one appearance in both the ALCS and World Series, both in relief...pitched 1.1 innings in Game 3 of the ALCS vs. Boston and a scoreless inning of relief in Game 1 of the World Series vs. Los Angeles. **1989**--opened the year in the A's rotation but after 5 starts was 1-3 with a 5.47 ERA and from that point on was in and out of the rotation for the balance of the season...was the only player on the A's 24 man playoff roster not to participate in the A's post season...on the last day of June was 2-8 with a 5.61 ERA, and was coming off a month where he went 0-4 with a 7.71 ERA...but then turned things around and from July 1st on pitched very effectively the remainder of the year...went 3-1 with a 1.80 ERA (40.0 IP, 8 ER) in 11 games, 8 starts.

PERSONAL/MISCELLANEOUS: Graduated from Arthur Hill High (Saginaw, MI) in 1978...earned 3 letters in baseball, 2 each in basketball and football...was the All-Conference quarterback his senior year...attended Central Michigan University (Mount Pleasant, MI)...majored in business...at Central Michigan was 6-2 his sophomore year and helped pitch his club to a berth in the NCAA Division I Mideast Regional Tournament...was 7-3 his junior year and again helped Central Michigan to the league title and an NCAA berth...was named first team All-League...in September 1980 he pitched for the United States team in the World Amateur Baseball Tournament in Japan...team also toured Korea and Taiwan...enjoys golf, hunting and fishing during his off hours...resides in Scottsdale, Arizona with his wife, Kathy, and their son Daniel.

LIFETIME PLAYING RECORD

Year	Club	W	L	ERA	G	GS	CG	SHO	SV	IP	H	R	ER	BB	SO
1981	Modford	2	2	4.25	8	8	3	1	0	53.0	45	27	25	32	49
	Modesto	2	1	3.48	5	4	1	0	0	31.0	28	15	12	16	22
1982	Modesto	15	8	3.47	28	28	12	1	0	205.0	189	90	79	81	162
1983	Tacoma	12	9	5.05	27	25	2	0	0	158.2	175	94	89	52	109
	OAKLAND	0	1	16.00	8	2	0	0	0	9.0	17	17	16	5	5
1984	Tacoma	6	4	3.78	14	14	5	1	0	95.1	88	45	40	28	61
	OAKLAND	9	4	4.06	20	17	2	1	0	108.2	118	53	49	31	41
1985	OAKLAND	0	4	7.24	19	7	0	0	0	46.0	57	38	37	22	19
	Modesto	0	0	4.76	2	2	0	0	0	5.2	7	4	3	6	3
	Tacoma	2	0	3.60	3	3	0	0	0	15.0	10	7	6	7	8
1986	OAKLAND	13	9	3.45	29	27	5	2	0	198.0	176	88	76	57	116
	Tacoma	4	0	2.00	4	4	1	0	0	27.0	16	7	6	6	28
1987	OAKLAND	13	7	4.08	31	31	6	0	0	203.0	194	102	92	44	124
1988	OAKLAND	11	8	4.14	26	26	1	0	0	156.1	162	77	72	50	69
1989	OAKLAND	5	9	3.73	25	20	1	0	0	111.0	117	56	46	47	55
1990	OAKLAND	9	6	4.85	26	21	0	0	0	124.1	124	70	67	53	56
M.L. Totals		60	48	4.28	184	151	15	3	0	956.0	965	501	455	309	475

CAREER TRANSACTIONS: 1981 -- Selected by the Oakland Athletics in 4th round of free-agent draft, June 8. 1985 -- On disabled list, May 3 to July 5; included rehabilitation disability assignment to Modesto, June 29 to July 5. 1987 -- On disabled list, June 30 to July 20.

YOUNG, cont.

LEAGUE CHAMPIONSHIP SERIES RECORD

Year	Club/Opp.	W	L	ERA	G	GS	CG	SHO	SV	IP	H	R	ER	BB	SO
1988	OAK vs. BOS	0	0	0.00	1	0	0	0	0	1.1	1	1	0	0	2
1989	OAK vs. TOR									(Did not appear)					
1990	OAK vs. BOS									(Did not appear)					

WORLD SERIES RECORD

Year	Club/Opp.	W	L	ERA	G	GS	CG	SHO	SV	IP	H	R	ER	BB	SO
1988	OAK vs. L.A.	0	0	0.00	1	0	0	0	0	1.0	1	0	0	0	0
1989	OAK vs. S.F.									(Did not appear)					
1990	OAK vs. CIN	0	0	0.00	1	0	0	0	0	1.0	1	0	0	0	0
Totals		0	0	0.00	2	0	0	0	0	2.0	2	0	0	0	0

VS. AL 1990 AND CAREER

1990		CAREER														
ERA	W	L	SV	G	IP	H	ER	vs. TEAM	ERA	W	L	SV	G	IP	H	ER
2.19	0	0	0	2	12.1	11	3	BALTIMORE	3.63	6	3	0	15	89.1	87	36
7.07	1	1	0	2	14.0	13	11	BOSTON	3.86	5	2	0	12	60.2	59	26
4.32	1	0	0	1	8.1	6	4	CALIFORNIA	4.40	5	2	0	12	73.2	84	36
---	0	0	0	0	0.0	0	0	CHICAGO	3.66	3	6	0	15	86.0	82	35
1.50	0	1	0	1	6.0	5	1	CLEVELAND	6.23	1	1	0	6	21.2	22	15
9.39	0	1	0	3	7.2	8	8	DETROIT	4.87	6	5	0	19	88.2	93	48
5.23	1	1	0	2	10.1	9	6	KANSAS CITY	4.19	7	7	0	22	111.2	109	52
0.68	2	0	0	2	13.1	13	1	MILWAUKEE	2.35	6	0	0	9	61.2	61	16
13.50	0	0	0	2	6.0	17	9	MINNESOTA	5.28	3	5	0	13	73.1	90	43
0.84	2	0	0	2	10.2	9	1	NEW YORK	2.92	8	5	0	18	108.0	92	35
5.11	1	0	0	3	12.1	12	7	SEATTLE	6.02	3	3	0	12	52.1	60	35
3.24	0	1	0	2	8.1	4	3	TEXAS	3.84	2	5	0	12	65.2	52	26
7.80	1	1	0	3	15.0	17	13	TORONTO	7.07	5	4	0	18	63.2	76	50
4.26	4	3	0	13	67.2	59	32	BEFORE ASB	4.62	29	31	0	83	475.2	485	244
5.56	5	3	0	13	56.2	65	35	AFTER ASB	3.95	31	17	0	101	480.2	480	211
3.18	5	2	0	14	70.2	56	25	HOME	3.84	27	21	0	95	502.0	472	214
7.04	4	4	0	12	53.2	68	42	AWAY	4.77	33	27	0	89	454.1	493	241
4.77	5	2	0	16	77.1	75	41	DAY	4.50	24	16	0	80	373.2	382	187
4.98	4	4	0	10	47.0	49	26	NIGHT	4.14	36	32	0	104	582.2	583	268
11.08	0	1	0	3	13.0	19	16	APRIL	5.86	5	7	0	21	113.2	131	74
3.60	2	0	0	4	25.0	20	10	MAY	2.90	12	6	0	24	155.1	134	50
2.45	1	1	0	4	18.1	9	5	JUNE	5.40	8	15	0	28	155.0	154	93
3.97	3	2	0	6	34.0	38	15	JULY	4.32	9	6	0	31	143.2	154	69
3.55	1	0	0	3	12.2	12	5	AUGUST	4.02	12	7	0	32	168.0	179	75
6.75	2	2	0	6	21.1	26	16	SEPT/OCT	3.83	14	7	0	48	220.2	213	94

MAJOR LEAGUE FIELDING STATS

PITCHER

YEAR	PCT.	G	PO	A	E	TC	DP
1983	---	8	0	0	0	0	0
1984	1.000	20	6	13	0	19	1
1985	1.000	19	4	4	0	8	0
1986	.911	29	9	32	4	45	1
1987	.977	31	15	28	1	44	2
1988	1.000	26	11	16	0	27	0
1989	1.000	25	2	14	0	16	0
1990	.969	26	6	25	1	32	3
Totals	.969	184	53	132	6	191	7

YOUNG'S BEST

SEASON

W: 13 (1986 & 1987)

SV: --

CG: 6 (1987)

ERA: 3.45 (1986)

G: 31 (1987)

IP: 203.0 (1987)

SO: 124 (1987)

LONGEST WINNING STREAK: 4, 4/22-5/13, 1987

LONGEST LOSING STREAK: 4 (3 times), last time: 6/5-6/23, 1989

GAME

LOW HIT CG: 1 (2 times), last time: 6/9/87 vs. Chicago

IP: 9 (13 times), last time: 6/5/90 vs. Minnesota

STRIKEOUTS: 10, 4/7/87 at Minnesota

NON-ROSTER PLAYERS

38

DANA ALLISON

LHP



Dana Eric Allison

1991 Opening Day Age: 24

Born: Front Royal, Virginia, August 14, 1966

Bats: Right **Throws:** Left

Height: 6-3 **Weight:** 215

Major League Service: None

Obtained: Oakland's 21st round selection in the June, 1989 free agent draft.

Contract Status: First year of a one-year contract through 1991.

CAREER -- With his invite to the A's 1991 major league spring camp Dana completed a rapid trip through the Athletics system...after being a 21st round selection in 1989 out of James Madison University Dana opened his professional career at Southern Oregon in June, 1989...after a little more than a month at Medford where he struckout 27 and walked just 4 in 29.1 innings Allison was promoted to Madison...again showed excellent control walking just 3 while striking out 16 in 24.0 innings for the Muskies...opened his 1990 season at Modesto of the California League...just a month later, on May 8th, was bumped up to Double-A at Huntsville...had again posted excellent numbers at Modesto...in 10 relief outings saved 4 games and worked 19.1 innings...allowed just 5 earned runs (2.33 ERA) walked only 3 and struckout 19...used as a lefthanded setup at Huntsville, Dana continued to have great success...went 7-1 with 2 saves and a 2.39 ERA...walked just 6 and struckout 36 in 52.2 innings...season earned him a trip to Triple-A Tacoma near the end of the year...appeared twice in relief at Tacoma...for his minor league career has displayed "Eckersley like" control...in 126.2 innings has walked just 17 and struckout 100...averaging just 1.2 walks every 9.0 innings.

PERSONAL/MISCELLANEOUS: A 1985 graduate of Warren County High School in Front Royal, Virginia...received his degree in Political Science from James Madison University in 1989...left James Madison as their all-time leader in career innings (273.0) and strikeouts (220)...top season was his junior year in 1988...went 12-2 with 12 complete games and a 1.53 ERA...the fourth best ERA in the nation...named Virginia Division I Player of the Year...had a streak of 12 consecutive wins during that season plus a string at one point of 20.1 scoreless innings...set school season records for wins, innings and strikeouts...drafted by Los Angeles after his junior season but returned to school and then was selected by the Athletics the next June...single and still makes his home in Front Royal, Virginia.

LIFETIME PITCHING RECORD

Year	Club	W	L	ERA	G	GS	CG	SHO	SV	IP	H	R	ER	BB	SO
1989	Madison	2	3	1.13	13	0	0	0	1	24.0	24	6	3	3	16
	Southern Oregon	0	2	1.84	11	2	0	0	4	29.1	17	8	6	4	27
1990	Modesto	0	0	2.33	10	0	0	0	4	19.1	13	9	5	3	19
	Huntsville	7	1	2.39	35	0	0	0	2	52.2	52	14	14	6	36
	Tacoma	0	0	0.00	2	0	0	0	0	1.1	1	0	0	1	2

CAREER TRANSACTIONS: 1988 -- Selected by the Los Angeles Dodgers organization in 14th round of free-agent draft, June 2. 1989 -- Selected by the Oakland Athletics organization in 21st round of free-agent draft, June 6.

**Michael Todd Bordick****1991 Opening Day Age:** 25**Born:** Marquette, Michigan, July 21, 1965**Bats:** Right **Throws:** Right**Height:** 5-11 **Weight:** 175**Major League Service:** 59 days**Obtained:** Was not drafted, signed as a free agent July 10, 1986**Contract Status:** First year of a one-year contract through 1991.

CAREER -- Signed in the summer of 1986 as a free agent after A's Director of Scouting, Dick Bogard, saw him play in the Cape Cod League...made a steady climb through the A's system...advanced one level each year from Medford to Oakland...opened his pro career in Medford and hit .257 in 46 games at shortstop...best pro season was in 1987 at Modesto of the California League...was the top fielding shortstop in the league (.968) and hit .268 with career highs in doubles (17), homers (3) RBI's (76) and walks (87)...moved up to Double-A Huntsville for the 1988 season...hit a career high .270 and again walked 87 times...for the first time in his pro career played both second base (69 games) and shortstop (64 games)...also played one game at third...the next year moved up another notch to Tacoma of the Pacific Coast League...hit .240 and again saw extensive action at both second (67 games) and shortstop (64 games)...reported to the A's minor league spring camp to open the 1990 season...but he saw action in his first major league games when the A's needed infield depth during the Cactus League...his excellent spring play earned Mike a spot on the A's opening night roster...had two different stints with the A's during the season...played 10 games in April at second, third and shortstop...but when the expanded roster was reduced April 30th Bordick was optioned to Tacoma...hit .227 as the everyday shortstop at Tacoma...added 2 homers and 30 RBI's...returned to the A's in September when the rosters expanded again...recorded his first major league hit in his first at-bat after his return...a single off Jeff Robinson in New York on September 8th...made his first and only major league start to date on September 10th in Seattle...was not on the A's post-season roster but when Weiss went down with a knee injury in the ALCS, Bordick was activated for the World Series...wound up making three appearances at shortstop in the Series...did not have an at-bat.

PERSONAL/MISCELLANEOUS: Played three years at the University of Maine in Orono, Maine...appeared in two College World Series...is 25 credits short of his degree in Health Fitness...played football and baseball at Hampden Academy in Hampden, Maine...graduated in 1983...lists hunting and fishing as two of his hobbies...single and resides in Bangor, Maine during the off season.

LIFETIME PLAYING RECORD

Year	Club	AVG.	G	AB	R	H	2B	3B	HR	RBI	BB	SO	SB	CS
1986	Medford	.257	46	187	30	48	3	1	0	19	40	21	6	0
1987	Modesto	.268	133	497	73	133	17	0	3	76	87	92	8	8
1988	Huntsville	.270	132	481	48	130	13	2	0	38	87	50	7	9
1989	Tacoma	.240	136	487	55	117	17	1	1	43	58	51	4	9
1990	Tacoma	.227	111	348	49	79	16	1	2	30	46	40	3	0
	OAKLAND	.071	25	14	0	1	0	0	0	0	1	4	0	0
M.L. Totals		.071	25	14	0	1	0	0	0	0	1	4	0	0

CAREER TRANSACTIONS: 1986 -- Signed as a free-agent by the Oakland A's, July 10.

WORLD SERIES RECORD

Year	Club/Opp.	AVG.	G	AB	R	H	2B	3B	HR	RBI	BB	SO	SB	CS
1990	OAK vs. CIN	.000	3	0	0	0	0	0	0	0	0	0	0	0

VS. AL 1990 AND CAREER

1990 AVG.	AB	H	HR	RBI	CAREER vs. TEAM	AVG.	AB	H	HR	RBI
---	0	0	0	0	BALTIMORE	---	0	0	0	0
.000	1	0	0	0	BOSTON	.000	1	0	0	0
.000	2	0	0	0	CALIFORNIA	.000	2	0	0	0
.000	1	0	0	0	CHICAGO	.000	1	0	0	0
---	0	0	0	0	CLEVELAND	---	0	0	0	0
.000	1	0	0	0	DETROIT	.000	1	0	0	0
.000	1	0	0	0	KANSAS CITY	.000	1	0	0	0
---	0	0	0	0	MILWAUKEE	---	0	0	0	0
---	0	0	0	0	MINNESOTA	---	0	0	0	0
1.000	1	1	0	0	NEW YORK	1.000	1	1	0	0
.000	6	0	0	0	SEATTLE	.000	6	0	0	0
.000	1	0	0	0	TEXAS	.000	1	0	0	0
---	0	0	0	0	TORONTO	---	0	0	0	0
.000	6	0	0	0	BEFORE ASB	.000	6	0	0	0
.125	8	1	0	0	AFTER ASB	.125	8	1	0	0
.000	5	0	0	0	HOME	.000	5	0	0	0
.111	9	1	0	0	AWAY	.111	9	1	0	0
.000	6	0	0	0	vs. LEFT	.000	6	0	0	0
.125	8	1	0	0	vs. RIGHT	.125	8	1	0	0
.000	6	0	0	0	DAY	.000	6	0	0	0
.125	8	1	0	0	NIGHT	.125	8	1	0	0
.000	6	0	0	0	APRIL	.000	6	0	0	0
---	0	0	0	0	MAY	---	0	0	0	0
---	0	0	0	0	JUNE	---	0	0	0	0
---	0	0	0	0	JULY	---	0	0	0	0
---	0	0	0	0	AUGUST	---	0	0	0	0
.125	8	1	0	0	SEPT/OCT	.125	8	1	0	0

MAJOR LEAGUE FIELDING STATS

SECOND BASE

YEAR	PCT.	G	PO	A	E	TC	DP
1990	1.000	7	2	4	0	6	0
Totals	1.000	7	2	4	0	6	0

THIRD BASE

YEAR	PCT.	G	PO	A	E	TC	DP
1990	1.000	10	2	3	0	5	0
Totals	1.000	10	2	3	0	5	0

SHORTSTOP

YEAR	PCT.	G	PO	A	E	TC	DP
1990	1.000	9	5	1	0	6	0
Totals	1.000	9	5	1	0	6	0

BORDICK'S BEST


SEASON
 AVG: .071 (1990)
 H: 1 (1990)
 HR: --
 RBI: --
 SB: --
 HIT STREAK: 1, 9/7/90
 CAREER GRAND SLAMS: 0

GAME
 H: 1, 9/7/90 at New York
 HR: 0
 RBI: 0

64

JORGE BRITO

C



Jorge Manuel Brito

1991 Opening Day Age: 24

Born: Moncion, Dominican Republic, June 22, 1966

Bats: Right **Throws:** Right

Height: 6-1 **Weight:** 185

Major League Service: None

Obtained: Was not drafted, signed as a free agent May 6, 1986

Contract Status: First year of a one-year contract through 1991.

CAREER -- Has played in the A's system since 1986...started his career with the A's club in the Dominican Republic...came to the United States in 1987 and played at Medford...in 1988 spent the full season at Modesto of the California League...hit .217 in 96 games...had a tour of the A's system

BRITO, cont.


in 1989...opened the year in Modesto but his 1989 itinerary included stops in Huntsville, Tacoma, Huntsville again and finally finished up at Madison...for the year hit .218 in 88 games with 4 homers and 28 RBI's...1990 season at Huntsville was interrupted on June 10th when, for the second time in two years, he broke his right index finger while catching...missed two months of the season...returned to action August 8th...finished the year with a career high .268 average in 57 games...in addition to his 2 homers and 20 RBI's walked 30 times to run his on-base percentage to an excellent .389.

PERSONAL/MISCELLANEOUS: Jorge is single and resides in Moncion, Dominican Republic...signed by the A's Director of Latin American Scouting, Juan Marichal.

LIFETIME PLAYING RECORD

Year	Club	AVG.	G	AB	R	H	2B	3B	HR	RBI	BB	SO	SB	CS
1986														
					(Played in Dominican Republic)									
1987	Medford	.164	40	110	7	18	1	0	1	15	12	54	0	0
1988	Modesto	.217	96	300	38	65	15	0	5	27	47	104	0	0
1989	Modesto	.241	16	54	8	13	2	0	1	6	5	14	0	0
	Huntsville	.219	24	73	13	16	2	2	0	8	20	23	1	1
	Tacoma	.200	5	15	2	3	1	0	0	0	2	6	0	1
	Madison	.210	43	143	20	30	4	1	3	14	22	46	1	0
1990	Huntsville	.268	57	164	17	44	6	1	2	20	30	49	0	1

CAREER TRANSACTIONS: 1986 -- Signed as a free agent by the Oakland A's, May 6.

60 KIRK DRESSENDORFER RHP
**Kirk Richard Dressendorfer**

1991 Opening Day Age: 22

Born: Houston, Texas, April 8, 1969

Bats: Right **Throws:** Right

Height: 5-11 **Weight:** 190

Major League Service: None

Obtained: The Athletics 1st round supplemental choice (36th selection overall) as compensation for the loss of free agent Dave Parker, in the June, 1990 draft.

Contract Status: First year of a one-year contract through 1991.

CAREER -- Prior to signing with the A's completed a brilliant career at the University of Texas...selected as a first-team All-America all three years at UT...was 45-8 with a 2.56 ERA during his three years in Austin...struckout 462 hitters in 429.2 innings...completed 33 of his 57 career starts...unanimous choice as the Southwest Conference Player of the Year after his 1988 freshman season...broke Greg Swindell's freshman records for wins (15), complete games (12) and innings pitched (135.2) plus came within 3 strikeouts of breaking Burt Hooton's freshman strikeout (136) mark...during his sophomore season compiled the second highest win total (18) in Texas history...and in his third and final season at UT, despite shoulder tendinitis, led his conference in wins (12), innings (125.1) and strikeouts (152)...the shoulder tendinitis slowed his professional start but displayed his abilities in 7 games and 4 starts at Southern Oregon...first appearance was a month into the Northwest League season on July 20th...wound up just 0-1 but allowed only 5 earned runs in 19.1 innings (2.33 ERA)...walked just 2 and struckout 22...a member of the A's 1990 Instructional League squad and was named by the A's staff as co-MVP of the club.

PERSONAL/MISCELLANEOUS: Was a member of the 1989 Team USA that participated in international competition during the summer of 1989...graduated from Pearland High School (Texas) in 1987...after his

senior year of high school was drafted in the 34th round by Baltimore but instead attended UT...set the single-game strikeout record at Pearland High with 24 K's in an 11 inning game...lettered three times in both baseball and football...was an all-district punter and served as captain of both the football and baseball teams his senior season...single and still resides in Pearland.

LIFETIME PITCHING RECORD


Year	Club	W	L	ERA	G	GS	CG	SHO	SV	IP	H	R	ER	BB	SO
1990	Southern Oregon	0	1	2.33	7	4	0	0	0	19.1	18	7	5	2	22

CAREER TRANSACTIONS: 1987 -- Selected by the Baltimore Orioles organization in 34th round of the free-agent draft, June 4. 1990 -- Selected by the Oakland Athletics organization as a compensation pick following the 1st round (36th player overall) of the free-agent draft, June 4.

63

JOHNNY GUZMAN

LHP



Ramon Dionny "Johnny" Guzman

1991 Opening Day Age: 20

Born: Hatillo Palma, Dominican Republic, January 21, 1971

Bats: Right **Throws:** Left

Height: 5-10 **Weight:** 155

Major League Service: None

Obtained: Signed as a free agent, February 18, 1988.

Contract Status: First year of a one-year contract through 1991.

CAREER -- Guzman spent his first summer in the Arizona League at Scottsdale...made 16 appearances and struckout 18 in 23.0 innings...opened the 1989 season at Modesto and after 5 games, 3 starts returned to Scottsdale for a month...moved to Southern Oregon on June 7th when the Northwest League opened up...was 3-1 with 26 strikeouts in 27.1 innings which earned him a promotion to Madison July 8th...was inserted into the Muskies starting rotation and went 3-3 with a 3.74 ERA...1990 his best pro season...split the year between Single-A Modesto and Double-A Huntsville...opened up at Modesto...was outstanding as a member of the A's rotation...went 7-4 in 13 starts with a 1.91 ERA...allowed just 67 hits in 84.2 innings...promoted to Huntsville on June 11th and immediately placed into the starting rotation...went 5-6 with a 3.58 ERA in 16 starts...for the season combined at both Modesto and Huntsville to go 12-10 with a 2.84 ERA in 29 starts...worked 190.1 innings and allowed just 156 hits.

PERSONAL/MISCELLANEOUS: Signed by A's Director of Latin American Scouting, Juan Marichal...is single and currently resides in Monte Cristy, Dominican Republic.

LIFETIME PITCHING RECORD

Year	Club	W	L	ERA	G	GS	CG	SHO	SV	IP	H	R	ER	BB	SO
1988	Scottsdale	0	2	8.61	16	1	0	0	1	23.0	37	27	22	8	18
1989	Modesto	0	2	4.86	5	3	0	0	0	16.2	23	11	9	13	12
	Madison	3	3	3.74	9	9	1	0	0	45.2	41	26	19	21	36
	Southern Oregon	3	1	2.63	5	5	0	0	0	27.1	23	16	8	12	26
1990	Modesto	7	4	1.91	13	13	1	1	0	84.2	67	25	18	23	58
	Huntsville	5	6	3.58	16	16	0	0	0	105.2	89	52	42	54	63

CAREER TRANSACTIONS: 1988 -- Signed as a free-agent by the Oakland Athletics organization, February 18.

**Eric James Helfand****1991 Opening Day Age:** 22**Born:** Erie, Pennsylvania, March 25, 1969**Bats:** Left **Throws:** Right**Height:** 6-0 **Weight:** 195**Major League Service:** None**Obtained:** The Athletics 2nd round selection (choice from Kansas City for the signing of free agent Storm Davis), 65th selection overall, in the June, 1990 free agent draft.**Contract Status:** First year of a one-year contract through 1991.

CAREER -- The 65th overall selection last June...the A's sixth pick and the first non-pitcher taken by the Athletics...lefthanded hitting catcher put together a solid season at Southern Oregon in the Northwest League after an excellent junior season at Arizona State University...started 67 of ASU's 68 games in 1990...hit .317 with 9 homers and 58 RBI's...after the June draft spent the summer catching Southern Oregon's very talented young staff...caught all five of the pitchers drafted ahead of him...in addition hit .285 with 2 homers and 39 RBI's in 57 games...at the conclusion of the season was named by the A's minor league staff as Southern Oregon's co-MVP.

PERSONAL/MISCELLANEOUS: Graduate of Patrick Henry High School in San Diego...during his senior year in high school was listed by *Baseball America* as one of the top 60 prep players in the country...was selected by Seattle in June, 1987 but opted to attend Nebraska on a baseball scholarship...transferred to ASU after his freshman season in Lincoln...during his first year at ASU, 1988, missed 42 of their 61 games due to a broken left wrist and then a broken finger...played for the Alaska Goldpanners of Fairbanks in the summer of 1989...was a finance major at Arizona State...single and currently makes his off season home in Tempe, Arizona.

LIFETIME PLAYING RECORD

Year	Club	AVG.	G	AE	R	H	2B	3B	HR	RBI	BB	SO	SB	CS
1990	Southern Oregon	.285	57	207	29	59	12	0	2	39	20	49	4	0
	Madison	.250	1	4	0	1	0	0	0	0	0	0	0	0

CAREER TRANSACTIONS: 1987 -- Selected by the Seattle Mariners organization in 8th round of free agent draft, June 2. 1990 -- Selected by the Oakland Athletics organization in 2nd round of free-agent draft, June 4.

**Brad Lynn Komminsk****1991 Opening Day Age:** 30**Born:** Lima, Ohio April 4, 1961**Bats:** Right **Throws:** Right**Height:** 6-2 **Weight:** 205**Major League Service:** 3 years, 107 days**Obtained:** Signed as a six-year minor league free agent January 25, 1991.**Contract Status:** First year of a one-year contract through 1991.

CAREER -- After being the fourth player selected in the June, 1979 draft Brad reported to Atlanta's club in Kingsport...cracked a homer in his first professional at-bat...belted 20 homers in his second pro season, 1980 at Anderson...named the MVP of the Carolina League in 1981 after leading the

loop in average (.322) and RBI's (104)...also had 33 homers...at Double-A Savannah in 1982 led his team with 26 homers and knocked in 78 runs...after an outstanding season at Triple-A made his major league debut with Atlanta...led the International League with a .596 slugging percentage...belted 24 homers, had 103 RBI's and hit .334 for Richmond before his promotion...picked up his first big-league hit on August 16th...a single off San Diego's Mark Thurmond...opened 1984 in Triple-A but wound up playing in 90 games for the Braves...hit .203 for Atlanta with 8 homers...to date 1985 has been Brad's only full major league season...hit .227 for Atlanta in 106 games...Komminsk spent the full year at Triple-A learning a new position, third base, before playing in 5 September games for Atlanta...traded to Milwaukee for Dion James in January, 1987...spent the full season at Denver where he set minor league highs in runs (110), total bases (282) and doubles (31)...led all Triple-A players with 32 homers...called up by the Brewers September 22nd and picked up 1 hit in 7 games...1988 was another full year at Triple-A Denver...hit 16 homers...became a six-year minor league free agent following the season and signed with Cleveland in December, 1988...opened the 1989 season on Cleveland's disabled list with asthmatic bronchitis...removed from the DL May 4th and sent to Triple-A Colorado Springs...returned to Cleveland June 29th and spent the remainder of 1989 with the Tribe...his play earned him the Indian's starting centerfield job at one point...drove in 22 runs in his first 22 games...named the AL Player of the Week for July 13-16th...was hitting .301 on September 1st but went 5 for his last 58 on the season to drop his average to a final .237 mark...wore four different uniforms in 1990...went to spring training with Cleveland but was released and signed by San Francisco April 5th...was on the Giants opening day roster...appeared in just 8 games for San Francisco with 5 at-bats before he was released May 2nd...claimed on waivers by Baltimore the next day...appeared in 46 games for the O's with 3 homers and 8 RBI's in 101 at-bats...played all three outfield positions...was placed on waivers July 20th, and accepted assignment to Triple-A Rochester...there he hit .291 in 28 games with a homer and 8 RBI's.

PERSONAL/MISCELLANEOUS: Born and raised in Lima, Ohio...still makes his off-season home in Lima...graduated from Shawnee High School in Lima in 1979...played baseball, basketball and football in high school...was All-State in both baseball and football his senior year...played Little League and American Legion baseball as a youth...drafted by Atlanta in the first round of the June, 1979 draft...the fourth player selected behind Al Chambers (Seattle), Tim Leary (Mets) and Jay Schroeder (Toronto).

LIFETIME PLAYING RECORD

Year	Club	AVG.	G	AB	R	H	2B	3B	HR	RBI	BB	SO	SB	CS
1979	Kingsport	.222	59	185	37	41	9	1	7	34	48	74	20	2
1980	Anderson	.261	121	425	86	111	17	5	20	67	74	102	27	9
1981	Durham	.322	132	459	108	148	27	2	33	104	110	101	35	12
1982	Savannah	.273	133	454	88	124	18	7	26	78	72	114	14	3
	Richmond	.353	5	17	4	6	1	0	2	5	2	5	0	1
1983	Richmond	.334	117	413	94	138	24	6	24	103	78	70	26	5
	ATLANTA	.222	19	36	2	8	2	0	0	4	5	7	0	0
1984	Richmond	.257	42	144	23	37	11	3	5	28	31	20	8	2
	ATLANTA	.203	90	301	37	61	10	0	8	36	29	77	18	8
1985	ATLANTA	.227	106	300	52	68	12	3	4	21	38	71	10	8
1986	Richmond	.234	133	456	67	109	22	4	13	65	69	124	29	3
	ATLANTA	.400	5	5	1	2	0	0	0	1	0	1	0	1
1987	Denver	.298	135	494	110	147	31	4	32	95	66	127	18	9
	MILWAUKEE	.067	7	15	0	1	0	0	0	0	1	7	1	0
1988	Denver	.239	105	348	55	83	18	3	16	57	49	96	7	1
1989	Colorado Springs	.289	54	190	30	55	17	0	9	34	18	40	7	1
	CLEVELAND	.237	71	198	27	47	8	2	8	33	24	55	8	2
1990	SAN FRANCISCO	.200	8	5	2	1	0	0	0	0	1	2	0	0
	BALTIMORE	.238	46	101	18	24	4	0	3	8	14	29	1	1
	Rochester	.291	28	79	7	23	2	0	1	8	10	16	0	3
A.L. Totals		.229	124	314	45	72	12	2	11	41	39	91	10	4
N.L. Totals		.216	228	647	94	140	24	3	12	62	73	158	28	17
M.L. Totals		.221	352	961	139	212	36	5	23	103	112	249	38	21

KOMMINSK, cont.

CAREER TRANSACTIONS: 1979 -- Selected by the Atlanta Braves organization in 1st round (fourth player overall) of free-agent draft, June 5. 1987 -- Traded to the Milwaukee Brewers for outfielder Dion James, January 20. 1988 -- Granted free agency, October 15; signed by Colorado Springs (Cleveland organization), December 21. 1989 -- On disabled list, April 9 to May 4. 1990 -- Placed on waivers by Cleveland, claimed by San Francisco on April 5; placed on waivers by San Francisco, claimed by Baltimore May 3. 1991 -- Signed by the Oakland Athletics, January 25.

VS. AL 1990 AND CAREER

1990 AVG.	AB	H	HR	RBI	CAREER vs. TEAM	AVG.	AB	H	HR	RBI
---	0	0	0	0	BALTIMORE	.278	18	5	2	5
.000	7	0	0	0	BOSTON	.219	32	7	1	2
.143	7	1	0	0	CALIFORNIA	.158	19	3	0	0
.214	14	3	0	0	CHICAGO	.211	38	8	1	5
.111	9	1	0	0	CLEVELAND	.111	9	1	0	0
---	0	0	0	0	DETROIT	.063	16	1	0	0
.333	3	1	1	2	KANSAS CITY	.368	19	7	2	8
.313	16	5	0	1	MILWAUKEE	.207	29	6	0	2
.389	18	7	1	1	MINNESOTA	.321	28	9	1	1
.375	8	3	1	2	NEW YORK	.222	27	6	1	3
---	4	0	0	1	SEATTLE	.300	20	6	1	3
.167	12	2	0	0	TEXAS	.273	22	6	2	9
---	0	0	0	0	TORONTO	.048	21	1	0	0
.229	96	22	2	6	BEFORE ASB	.228	413	94	6	38
.300	10	3	1	2	AFTER ASB	.215	548	118	17	65
.286	42	12	3	6	HOME	.220	492	108	13	59
.203	64	13	0	2	AWAY	.222	469	104	10	44
.250	64	16	2	6	vs. LEFT	.206	432	89	9	38
.214	42	9	1	2	vs. RIGHT	.233	529	123	14	65
.100	30	3	0	1	DAY					
.214	42	9	1	2	NIGHT					
.200	5	1	0	0	APRIL	.233	73	17	0	5
.270	37	10	1	3	MAY	.257	74	19	1	7
.214	42	9	1	3	JUNE	.227	207	47	4	21
.227	22	5	1	2	JULY	.218	193	42	8	29
---	0	0	0	0	AUGUST	.241	187	45	6	20
---	0	0	0	0	SEPT/OCT	.185	227	42	4	21

MAJOR LEAGUE FIELDING STATS

THIRD BASE

YEAR	PCT.	G	PO	A	E	TC	DP
1986	1.000	2	0	2	0	2	0

OUTFIELD

YEAR	PCT.	G	PO	A	E	TC	DP
1983	.944	13	16	1	1	18	0
1984	.993	80	135	2	1	138	0
1985	.959	92	161	2	7	170	0
1986	1.000	2	1	0	0	1	0
1987	1.000	5	10	0	0	10	0
1989	.995	68	181	3	1	185	1
1990	1.000	47	70	2	0	72	0
Totals	.983	307	574	10	10	594	1

KOMMINSK'S BEST SEASON


AVG: .238 (1990)
 H: 68 (1985)
 HR: 8 (1984 & 1989)
 RBI: 36 (1984)
 SB: 18 (1984)
 HIT STREAK: 8 games, 8/18-29, 1989
 CAREER GRAND SLAMS: 0

GAME

H: 3 (eight times), last time: 5/21/90 vs. Minnesota
 HR: 2, 7/20/84 vs. Philadelphia
 RBI: 5, 7/14/89 vs. Texas

A's 1990 MULTIPLE HIT GAMES

PLAYER	2	3	4	TOT	PLAYER	2	3	4	TOT
Baines	4	1	1	6	Jose	18	4	2	24
Blankenship	4	0	0	4	Lansford	24	10	1	35
Canseco	26	7	3	36	Lewis	1	0	0	1
Gallego	15	1	0	16	McGee	5	3	0	8
Hassey	10	0	0	10	McGwire	28	7	0	35
D. Henderson	25	6	2	33	Phelps	2	0	0	2
R. Henderson	40	7	2	49	Quirk	4	2	0	6
Howard	3	0	0	3	Randolph	12	4	1	17
Javier	1	0	0	2	Steinbach	15	3	0	18
Jennings	5	0	0	5	Weiss	26	2	1	29

**Francisco Aguirre Matos****1991 Opening Day Age:** 21**Born:** Azua, Dominican Republic, April 8, 1970**Bats:** Right **Throws:** Right**Height:** 6-1 **Weight:** 160**Major League Service:** None**Obtained:** Was not drafted, signed by the Athletics as a free agent April 4, 1988.**Contract Status:** First year of a one-year contract through 1991.

CAREER -- After signing, played his first year with the A's club in the Dominican Republic...came to the United States in 1989 and opened the year at Modesto of the California League...after a month returned to the A's extended spring training program in Scottsdale but returned to Modesto in June to complete the season...played second, third and shortstop and hit .205 in 65 games...opened the 1990 season as the everyday shortstop at Modesto but after hitting .274 in 83 games was moved up to Double-A Huntsville on July 14th...again played shortstop...hit .228 in 45 games at Huntsville.

PERSONAL/MISCELLANEOUS: Signed by the A's Director of Latin American Scouting, Juan Marichal...single and resides in Azua, Dominican Republic.

LIFETIME PLAYING RECORD

Year	Club	AVG.	G	AB	R	H	2B	3B	HR	RBI	BB	SO	SB	CS
1988														
						(Played in Dominican Republic)								
1989	Modesto	.205	65	200	14	41	5	1	1	23	12	41	6	5
1990	Modesto	.274	83	321	46	88	12	1	1	20	15	65	26	5
	Huntsville	.228	45	180	18	41	3	3	0	12	9	18	7	4

CAREER TRANSACTIONS: 1988 -- Signed as a free agent by the Oakland Athletics organization, April 4.

**Henry Felipe Mercedes****1991 Opening Day Age:** 21**Born:** Santo Domingo, Dominican Republic, July 23, 1969**Bats:** Right **Throws:** Right**Height:** 5-11 **Weight:** 185**Major League Service:** None**Obtained:** Was not drafted, signed by the Athletics as a free agent June 22, 1987.**Contract Status:** First year of a one-year contract through 1991.

CAREER -- After signing, played his first year with the A's club in the Dominican Republic...came to the United States in 1988 and was assigned to Scottsdale of the Arizona League...but a lower back problem limited Henry to just 2 games and 5 at-bats...played at three different levels in 1989...started the season at Madison and hit .211 in 51 games...moved to Modesto in early July but after just 16 appearances was sent to Southern Oregon of the Northwest League on July 28th...finished out the year in Oregon...hit .164 in 22 games at Southern Oregon...in 1990 was once again up and down within the A's system...opened up at Madison...in June was named to the Midwest League All-Star team...was promoted to Triple-A

MERCEDES, cont.

Tacoma on July 5th...spent 3 weeks with the Tigers and hit .194 in 12 games...returned to Madison on July 29th and completed the year with the Muskies...for the season hit .227 at Madison with 3 homers and 37 RBI's in 90 games.

PERSONAL/MISCELLANEOUS: Signed by the A's Director of Latin American Scouting, Juan Marichal...single and resides in Marichal's home city of Santo Domingo in the Dominican Republic.

LIFETIME PLAYING RECORD


Year	Club	AVG.	G	AB	R	H	2B	3B	HR	RBI	BB	SO	SB	CS
1987														
					(Played in Dominican Republic)									
1988	Scottsdale	.400	2	5	1	2	0	0	0	0	0	0	0	0
1989	Southern Oregon	.164	22	61	6	10	0	1	0	1	10	24	0	0
	Modesto	.081	16	37	6	3	0	0	1	3	7	22	0	0
	Madison	.211	51	152	11	32	3	0	2	13	22	46	0	0
1990	Madison	.227	90	282	29	64	13	2	3	38	30	100	6	0
	Tacoma	.194	12	31	3	6	1	0	0	2	3	7	0	1

CAREER TRANSACTIONS: 1987 -- Signed as a free agent by the Oakland Athletics organization, June 22.

61

DON PETERS

RHP



Donald James Peters

1991 Opening Day Age: 21

Born: Oak Lawn, Illinois, October 7, 1969

Bats: Right **Throws:** Right

Height: 6-0 **Weight:** 190

Major League Service: None

Obtained: Oakland's 1st round selection (26th pick overall) in the June, 1990 draft.

Contract Status: First year of a one-year contract through 1991.

CAREER -- Completed an outstanding career at College of St. Francis in Joliet, Illinois before signing as the A's second selection in the first round...Van Poppel was the A's first pick in the first round...tossed no-hitters in each of his first two seasons at St. Francis...named the NAIA Player of the Year following his sophomore season in 1989...closed that year with 14 consecutive wins to complete a 15-2 season with 127 strikeouts in 127 innings...led his club to a second place finish in the 1989 NAIA World Series...fell to 9-6 in his junior year but again led his club to the NAIA World Series and struck out 118 in 122.0 innings...completed his college career 29-14 with a 2.89 ERA and 309 strikeouts in 343.0 innings...spent his first professional summer at Southern Oregon of the Northwest League...appeared in 11 games, with 7 starts, and allowed just 3 earned runs in 35.2 innings for a 0.76 ERA while striking out 34...did not pitch enough innings to qualify for the ERA title...missed 3 weeks of the season in August with a strained upper back but returned to complete the year and pitch on the A's Instructional League club...named by the A's staff as the Most Improved Pitcher on his Instructional League club.

PERSONAL/MISCELLANEOUS: Was a member of the 1989 Team USA that participated in international competition during the summer of 1989...teammate on that club was Kirk Dressendorfer...graduated from Marist (Chicago) High School in 1987...was 8-0 in senior season with a 1.46 ERA...was a Chicago Cubs fan as a youngster...majored in Social Work at St. Francis...Don was married this past December 5th, and he and his wife, Daniela, reside in Crestwood, Illinois during the winter months.

LIFETIME PITCHING RECORD


Year	Club	W	L	ERA	G	GS	CG	SHO	SV	IP	H	R	ER	BB	SO
1990	Southern Oregon	1	1	0.76	11	7	0	0	0	35.2	20	7	3	17	34

CAREER TRANSACTIONS: 1990 -- Selected by the Oakland Athletics organization in the 1st round (26th overall, A's second selection) of the free-agent draft, June 4.

37

JOE SLUSARSKI

RHP



Joseph Andrew Slusarski

1991 Opening Day Age: 24

Born: Indianapolis, Indiana, December 19, 1966

Bats: Right **Throws:** Right

Height: 6-4 **Weight:** 195

Major League Service: None

Obtained: Oakland's 2nd round selection (A's second choice in the round) in the June, 1988 free agent draft.

Contract Status: First year of a one-year contract through 1991.

CAREER -- Drafted in June, 1988 but did not play professionally with the Athletics until 1989 because he was a member of the 1988 Team USA that won the gold medal at the Olympics in Seoul, South Korea...pitched the entire 1989 season at Modesto...won 13 games for a club that won only 56 games overall...13 wins tied Joe for the league high...ranked third in the California League in both innings (184.0) and strikeouts (160)...was 7-1 over his final 10 starts with a 1.78 ERA...was rated by *Baseball America* as the 10th best prospect in the California League...split his 1990 season between Double-A Huntsville and Triple-A Tacoma...was 6-8 with a 4.47 ERA in 17 starts at Huntsville...spent a week on the DL in May with bicep tendinitis...promoted to Tacoma on July 17th and finished out the year with the Tigers...dropped his first start but won 4 of his last 5 decisions to finish up with a 4-2 mark and a 3.40 ERA...for the year at both Huntsville and Tacoma was 10-10 with a 4.11 ERA in 26 starts...worked 164.1 innings with 112 strikeouts.

PERSONAL/MISCELLANEOUS: A graduate of Griffin High School (Springfield, Illinois) in 1984...Joe also attended Lincoln Land Community College for two years and the University of New Orleans for two years...in his final year at New Orleans was 13-6 with 160 strikeouts in 146 innings...in addition to pitching for the 1988 Olympic club Slusarski also was a member of the 1987 USA Pan American team...played Little League baseball as a youth in Springfield...lists fishing among his hobbies...Joe and his wife, Kristine, make their winter home in Springfield, Illinois.

LIFETIME PITCHING RECORD

Year	Club	W	L	ERA	G	GS	CG	SHO	SV	IP	H	R	ER	BB	SO
1988										(Did not play)					
1989	Modesto	13	10	3.18	27	27	4	1	0	184.0	155	78	65	50	160
1990	Huntsville	6	8	4.47	17	17	2	0	0	108.2	114	65	54	35	74
	Tacoma	4	2	3.40	9	9	0	0	0	55.2	54	24	21	22	37

CAREER TRANSACTIONS: 1988 -- Selected by the Oakland Athletics organization in 2nd round (A's second pick in the round) of the free-agent draft, June 1.

1991 OAKLAND ATHLETICS ROSTER

MANAGER: Tony LaRussa (10)

TRAVELING SECRETARY: Mickey Morabito

COACHES: Rick Burleson (20), Dave Duncan (18), Art Kusnyer (5), Rene Lachemann (15), Dave McKay (8), Tommie Reynolds (47)

EQUIPMENT MANAGER: Frank Cienszczyk

VISITING CLUBHOUSE MGR: Steve Vucinich

TRAINERS: Barry Weinberg, Larry Davis

PUBLIC RELATIONS: Jay Alves

NO	PITCHERS (16)	B	T	HT	WT	BORN	BIRTHPLACE	RESIDENCE	1990 CLUBS	W	L	ERA	G	GS	CG	SV	IP	H	R	ER	BB	SO	ML SERVICE	NUMERICAL ROSTER
54	BURNS, Todd	R	R	6-2	195	07-06-63	Maywood, CA	Huntsville, AL	OAKLAND	3	3	2.97	43	2	0	3	78.2	78	28	26	32	43	2 yrs, 125 days	2 Law, INF
49	CHITREN, Steve	R	R	6-0	180	06-08-67	Tokyo, Japan	Las Vegas, NV	Huntsville	2	4	1.68	48	0	0	27	53.2	32	18	10	22	61	32 days	3 Baines, OF 4 Lansford, INF
43	ECKERSLEY, Dennis	R	R	6-2	195	10-03-54	Oakland, CA	Sudbury, MA	OAKLAND	1	0	1.02	8	0	0	0	17.2	7	2	2	4	19	5	Kusnyer, Coach 6 Quirk, C 7 Weiss, INF
57	ESKEW, Dan	R	R	6-1	200	02-02-66	Nashville, TN	Nashville, TN	Huntsville	14	3	3.34	25	25	0	0	148.1	133	62	55	60	128	None	8 McKay, Coach
50	GARCIA, Apolinar	R	R	5-11	165	01-30-68	Bonao, Dom. Rep.	Santo Domingo, D.R.	Modesto	3	11	3.59	20	20	1	0	123.0	113	63	49	41	96	None	9 Gallego, INF 10 LaRussa, Manager
32	HARRIS, Reggie	R	R	6-1	190	08-12-68	Waynesboro, VA	Waynesboro, VA	Huntsville	5	1	3.50	7	7	2	0	54.0	45	24	21	18	29	34	11 Riles, INF 12 Blankenship, INF 13 Jennings, OF
40	HONEYCUTT, Rick	L	L	6-1	191	06-29-54	Chattanooga, TN	Signal Mountain, TN	OAKLAND	2	2	2.70	63	0	0	7	63.1	46	23	19	22	38	13 yrs, 42 days	15 Lachemann, Coach 16 Wilson, OF
58	KLINK, Joe	L	L	5-11	175	02-03-62	Johnstown, PA	Pembroke Pines, FL	OAKLAND	0	0	2.04	40	0	0	1	39.2	34	9	9	18	19	1 yr, 61 days	18 Duncan, Coach 19 Nelson, RHP
21	MOORE, Mike	R	R	6-4	205	11-26-59	Eakly, OK	Tempe, AZ	OAKLAND	13	15	4.65	33	33	3	0	199.1	204	113	103	84	73	8 yrs, 121 days	20 Burleson, Coach 21 Moore, RHP
19	NELSON, Gene	R	R	6-0	174	12-03-60	Tampa, FL	Dade City, FL	OAKLAND	3	3	1.57	51	0	0	5	74.2	55	14	13	17	38	8 yrs, 84 days	22 Kommink, OF (NR) 23 Howitt, INF
30	SHOW, Eric	R	R	6-1	185	05-19-56	Riverside, CA	San Diego, CA	SAN DIEGO	6	8	5.76	39	12	0	1	106.1	131	74	68	41	55	9 yrs, 34 days	24 R. Henderson, OF 25 McGwire, INF
34	STEWART, Dave	R	R	6-2	200	02-19-57	Oakland, CA	Claremont, CA	OAKLAND	22	11	2.56	36	36	11	0	267.0	226	84	76	83	166	10 yrs, 28 days	29 Young, LHP 30 Show, RHP
53	TUREK, Joe	R	R	6-2	180	11-01-66	Ambler, PA	West Chester, PA	Cedar Rapids	13	6	2.34	25	25	4	0	169.1	131	54	44	61	154	None	31 Hemond, INF
59	VAN POPPEL, Todd	R	R	6-5	210	12-09-71	Hinsdale, IL	Arlington, TX	So. Oregon	1	1	1.13	5	5	0	0	24.0	10	5	3	9	32	None	
35	WELCH, Bob	R	R	6-3	198	11-03-56	Detroit, MI	Huntington Beach, CA	Madison	2	1	3.95	3	3	0	0	13.2	8	11	6	10	17		
29	YOUNG, Curt	R	L	6-1	180	04-16-60	Saginaw, MI	Scottsdale, AZ	OAKLAND	27	6	2.95	35	35	2	0	238.0	214	90	78	77	127	12 yrs, 106 days	
									OAKLAND	9	6	4.85	26	21	0	0	124.1	124	70	67	53	56	6 yrs, 110 days	

NUMERICAL ROSTER

NO	CATCHERS (4)	B	T	HT	WT	BORN	BIRTHPLACE	RESIDENCE	1990 CLUBS	AVG	G	AB	R	H	2B	3B	HR	RBI	BB	SO	SB	ML SERVICE
52	AFENIR, Troy	R	R	6-4	195	09-21-63	Escondido, CA	San Diego, CA	Tacoma	.249	88	289	44	72	14	2	15	47	30	81	1	65 days
6	QUIRK, Jamie	L	R	6-4	200	10-22-54	Whittier, CA	Overland Park, KS	OAKLAND	.143	14	14	0	2	0	0	0	2	0	6	0	
36	STEINBACH, Terry	R	R	6-1	195	03-02-62	New Ulm, MN	Plymouth, MN	OAKLAND	.281	56	121	12	34	5	1	3	26	14	34	0	12 yrs, 126 days
56	TAUBENSEE, Eddie	L	R	6-4	205	10-31-68	Beeville, TX	Longwood, FL	OAKLAND	.251	114	379	32	95	15	2	9	57	19	66	0	4 yrs, 24 days
	NO INFELDERS (10)	B	T	HT	WT	BORN	BIRTHPLACE	RESIDENCE	1990 CLUBS	AVG	G	AB	R	H	2B	3B	HR	RBI	BB	SO	SB	ML SERVICE
12	BLANKENSHIP, Lance	R	R	6-0	185	12-06-63	Portland, OR	San Ramon, CA	Tacoma	.258	24	93	18	24	7	1	1	9	14	16	7	1 yr, 137 days
45	BROSIUS, Scott	R	R	6-1	185	08-15-66	Hillsboro, OR	Portland, OR	OAKLAND	.191	86	136	18	26	3	0	0	10	20	23	3	
									Huntsville	.296	142	547	94	162	39	2	23	88	81	81	12	None
9	GALLEGO, Mike	R	R	5-8	160	10-31-60	Whittier, CA	Yorba Linda, CA	Tacoma	.143	3	7	2	1	0	1	0	0	1	3	0	
31	HEMOND, Scott	R	R	6-0	205	11-18-65	Taunton, MA	Dunedin, FL	OAKLAND	.206	140	389	36	80	13	2	3	34	35	50	5	5 yrs, 40 days
									Tacoma	.243	72	218	32	53	11	0	8	35	24	52	11	34 days
23	HOWITT, Dann	L	R	6-5	205	02-13-64	Battle Creek, MI	Medford, OR	OAKLAND	.154	7	13	0	2	0	0	0	1	0	5	0	
									Tacoma	.265	118	437	58	116	30	1	11	69	38	95	4	56 days
4	LANSFORD, Carney	R	R	6-2	195	02-07-57	San Jose, CA	Baker, OR	OAKLAND	.136	14	22	3	3	0	1	0	1	3	12	0	
2	LAW, Vance	R	R	6-1	190	10-01-56	Boise, ID	Provo, UT	OAKLAND	.268	134	507	58	136	15	1	3	50	45	50	16	13 yrs
25	McGWIRE, Mark	R	R	6-5	225	10-01-63	Pomona, CA	Alamo, CA	Chunichi (Japan)	.313	122	457	69	143	24	1	29	78	83	2	8 yrs, 143 days	
11	RILES, Ernest	L	R	6-1	180	10-02-60	Bainbridge, GA	Tallahassee, FL	OAKLAND	.235	156	523	87	123	16	0	39	108	110	116	2	4 yrs, 47 days
7	WEISS, Walt	S	R	6-0	175	11-28-63	Tuxedo, NY	Danville, CA	SAN FRANCISCO	.200	92	155	22	31	2	1	8	21	26	26	0	5 yrs, 131 days
	NO OUTFIELDERS (7)	B	T	HT	WT	BORN	BIRTHPLACE	RESIDENCE	1990 CLUBS	AVG	G	AB	R	H	2B	3B	HR	RBI	BB	SO	SB	ML SERVICE
3	BAINES, Harold	L	L	6-2	195	03-15-59	Easton, MD	Easton, MD	TEXAS	.290	103	321	41	93	10	1	13	44	47	63	0	11 yrs
33	CANSECO, Jose	R	R	6-4	240	07-02-64	Havana, Cuba	Miami, FL	OAKLAND	.266	32	94	11	25	5	0	3	21	20	17	0	
42	HENDERSON, Dave	R	R	6-2	220	07-21-58	Dos Palos, CA	Bellevue, WA	OAKLAND	.274	131	481	83	132	14	2	37	101	72	158	19	5 yrs, 35 days
24	HENDERSON, Rickey	R	L	5-10	190	12-25-58	Chicago, IL	Hillsborough, CA	OAKLAND	.271	127	450	65	122	28	0	20	63	40	105	3	9 yrs, 93 days
13	JENNINGS, Doug	L	L	5-10	175	09-30-64	Atlanta, GA	Boca Raton, FL	OAKLAND	.325	136	489	119	159	33	3	28	61	97	60	65	11 yrs, 101 days
									Tacoma	.346	60	208	32	72	19	1	6	30	31	36	4	1 yr, 139 days
									OAKLAND	.192	64	156	19	30	7	2	2	14	17	48	0	
51	TINSLEY, Lee	S	R	5-10	180	03-04-69	Shelbyville, KY	Shelbyville, KY	Madison	.251	132	482	88	121	14	11	12	59	78	175	44	None
16	WILSON, Willie	S	R	6-3	200	07-09-55	Montgomery, AL	Leawood, KS	KANSAS CITY	.290	115	307	49	89	13	3	2	42	30	57	24	13 yrs, 56 days

32 Harris, RHP
 33 Canseco, OF
 34 Stewart, RHP
 35 Welch, RHP
 36 Steinbach, C
 37 Slusarski, RHP (NR)
 38 Allison, LHP (NR)
 39 Mercedes, C (NR)
 40 Honeycutt, LHP
 42 D. Henderson, OF
 43 Eckersley, RHP
 45 Brosius, RHP
 46 Bordick, INF (NR)
 47 Reynolds, Coach
 49 Chitren, RHP
 50 Garcia, RHP
 51 Tinsley, OF
 52 Afenir, C
 53 Turek, RHP
 54 Burns, RHP
 56 Taubensee, C
 57 Eskew, RHP
 58 Klink, LHP
 59 Van Poppel, RHP
 60 Dressendorfer, RHP (NR)
 61 Peters, RHP (NR)
 62 Helfand, C (NR)
 63 Guzman, LHP (NR)
 64 Brito, C (NR)
 65 Matos, INF (NR)

1991 NON-ROSTER PLAYERS IN SPRING TRAINING

NO	PITCHERS (5)	B	T	HT	WT	BORN	BIRTHPLACE	RESIDENCE	1990 CLUBS	W	L	ERA	G	GS	CG	SV	IP	H	R	ER	BB	SO	ML SERVICE
38	ALLISON, Dana	R	L	6-3	215	08-14-66	Front Royal, VA	Front Royal, VA	Modesto	0	0	2.33	10	0	0	4	19.1	13	9	5	3	19	None
									Huntsville	7	1	2.39	35	0	0	2	52.2	52	14	14	6	36	
									Tacoma	0	0	0.00	2	0	0	0	1.1	1	0	0	1	2	
60	DRESSENDORFER, Kirk	R	R	5-11	190	04-08-69	Houston, TX	Pearland, TX	Southern Oregon	0	1	2.33	7	4	0	0	19.1	18	7	5	2	22	None
63	GUZMAN, Johnny	R	L	5-10	155	01-21-71	Hatillo Palma, DR	Monte Cristy, DR	Modesto	7	4	1.91	13	1	0	0	84.2	67	25	18	23	58	None
									Huntsville	5	6	3.58	16	0	0	0	105.2	89	52	42	54	63	
61	PETERS, Don	R	R	6-0	190	10-07-69	Oak Lawn, IL	Crestwood, IL	Southern Oregon	1	1	0.76	11	7	0	0	35.2	20	7	3	17	34	None
37	SLUSARSKI, Joe	R	R	6-4	195	12-19-66	Indianapolis, IN	Springfield, IL	Huntsville	6	8	4.47	17	17	2	0	108.2	114	65	54	35	74	None
									Tacoma	4	2	3.40	9	9	0	0	55.2	54	24	21	22	37	
NO	CATCHERS (3)	B	T	HT	WT	BORN	BIRTHPLACE	RESIDENCE	1990 CLUBS	AVG.	G	AB	R	H	2B	3B	HR	RBI	BB	SO	SB	ML SERVICE	
64	BRITO, Jorge	R	R	6-1	185	06-22-66	Moncion, DR	Moncion, DR	Huntsville	.268	57	164	17	44	6	1	2	20	30	49	0	0	None
62	HELFAHD, Eric	L	R	6-0	195	03-25-69	Erie, PA	Tempe, AZ	Southern Oregon	.285	57	207	29	59	12	0	2	39	20	49	4	0	None
									Madison	.250	1	4	0	1	0	0	0	0	0	0	0	0	
39	MERCEDES, Henry	R	R	5-11	185	07-23-69	Santo Domingo, DR	Santo Domingo, DR	Madison	.227	90	282	29	64	13	2	3	38	30	100	6	0	None
									Tacoma	.194	12	31	3	6	1	0	0	2	3	7	0	0	
NO	INFELDERS (2)	B	T	HT	WT	BORN	BIRTHPLACE	RESIDENCE	1990 CLUBS	AVG.	G	AB	R	H	2B	3B	HR	RBI	BB	SO	SB	ML SERVICE	
46	BORDICK, Mike	R	R	5-11	175	07-21-65	Marquette, MI	Bangor, ME	Tacoma	.227	111	348	49	79	16	1	2	30	46	40	3	0	59 days
									OAKLAND	.071	25	14	0	1	0	0	0	0	1	4	0	0	
65	MATOS, Francisco	R	R	6-1	160	04-08-70	Azua, DR	Azua, DR	Modesto	.274	83	321	46	88	12	1	1	20	15	65	26	0	None
									Huntsville	.228	45	180	18	41	3	3	0	12	9	18	7	0	
NO	OUTFIELDERS (1)	B	T	HT	WT	BORN	BIRTHPLACE	RESIDENCE	1990 CLUBS	AVG.	G	AB	R	H	2B	3B	HR	RBI	BB	SO	SB	ML SERVICE	
22	KOMMINSK, Brad	R	R	6-2	205	04-04-61	Lima, OH	Lima, OH	SAN FRANCISCO	.200	8	5	2	1	0	0	0	0	1	2	0	0	3 yrs, 107 days
									BALTIMORE	.238	46	101	18	24	4	0	3	8	14	29	1	0	
									Rochester	.291	28	79	7	23	2	0	1	8	10	16	0	0	

1990: A LOOK BACK



1990 SEASON IN REVIEW

ABOUT THE A'S: For the third consecutive year the A's topped the major leagues in victories...the final 103-59 record the second best in club history...topped only by the 1988 mark of 104-58...the Athletics became only the 11th team in the history of the game to lead the major leagues in wins three consecutive years...the first team since the 1969-71 Orioles...only one team, the 1936-39 Yankees, have led everyone in victories four consecutive years...the A's were in first place the final 86 days of the season...Dave Stewart's win on Sunday night, July 8th, the day before the All-Star break, put the A's in first for good...for the season spent 165 of the 176 days in the year in sole possession of first...largest deficit was a half game for 2 days April 11th and 12th...largest lead an 11 game margin for one day, September 12th...clinched their third consecutive AL West Title on Tuesday night, September 25 in Kansas City when Dave Stewart shutout the Royals on five hits.

THE POST SEASON: The A's swept Boston in the ALCS for the second time in three years to win their third consecutive AL pennant...Oakland is now 12-1 in the last three American League Championship Series...Dave Duncan's pitching staff held the best hitting team in the AL to just 4 runs and a .183 average over the four games...led by ALCS Most Valuable Player, Dave Stewart, the team ERA was 1.00...Stewart defeated Red Sox ace, Roger Clemens, twice, in games #1 and #4 and allowed just 2 earned runs in 16.0 innings to win the MVP award...despite not hitting one homer in the series the A's offense generated 20 runs and hit .299...with the ALCS win the A's made their third consecutive appearance in the World Series...but Cincinnati completely turned the tables and swept the A's away four games to none...the Reds pitching staff held the A's to a .207 average and outscored Oakland 22 to 8...Rickey Henderson was a bright light for the A's...Henderson hit .333 (5 for 15) in the Series with 2 doubles, a homer, 3 walks and 3 steals...despite the loss the A's were the first team to appear in three consecutive Fall Classics since the 1976-78 New York Yankees.

CONSECUTIVE TITLES: The A's won their third consecutive Western Division title and their third consecutive American League Championship...since division play began in 1969, seven teams have won three or more consecutive division titles...the A's have done it twice...Oakland has now won nine division titles, more than any other team...Baltimore is second with seven division titles...the A's also became the 21st team in baseball history to win three consecutive pennants.

CONSECUTIVE DIVISION TITLES

- 5 Oakland (1971-75)
- 3 Oakland (1988-90)
- 3 New York, AL (1976-78)
- 3 Kansas City (1976-78)
- 3 Philadelphia (1976-78)
- 3 Pittsburgh (1970-72)
- 3 Baltimore (1969-71)

CONSECUTIVE PENNANTS

- 5 New York, AL (1960-64)
- 5 New York, AL (1949-53)
- 4 New York, AL (1955-58)
- 4 New York, AL (1936-39)
- 4 New York, NL (1921-24)
- 3 16 times. Last time: Oakland, AL (1988-90)

A'S PITCHING: The A's final ERA of 3.18 topped the league by nearly a half run a game...it was the A's third consecutive ERA title...something that has not happened since the Baltimore Orioles won 5 straight ERA titles from 1969 through 1973...not only did the A's 3.18 lead the American League but it also topped the major leagues...since the inception of the designated hitter rule in the American League prior to the 1973 season only one other AL staff has led the major leagues in ERA...the 1974 A's...the Athletics 2.95 ERA that season bested the Dodger's 2.97.

THE STARTERS: The attempt to become the first team since the 1965 Dodgers to use just 5 starting pitchers fell just short as an injury to Mike Moore caused him to miss a start September 13th and Todd Burns became the sixth starter of the year...later in the month rookie Reggie Harris became the A's seventh and last starter as the A's adjusted for post season play...the starters won 89 games for the A's in 1990...the top figure in baseball...20 more than any other starting staff in the AL...(Boston had 69)...the starters ERA of 3.51 (1038.2 IP, 405 ER) was second best in the loop to the Red Sox figure of 3.32...the 7 complete game shutouts (Stewart had 4) tied the A's with Milwaukee for the top number in the league.

BULLPEN REVIEW: Once again the A's had one of the best bullpens in the game...pen finished 14-10 with a league leading 2.35 ERA...64 saves tied the club record (1988) and was second best to Chicago's major league record of 68 saves...led by Dennis Eckersley's 48 saves in 50 opportunities the pen saved 64 of 71 save opportunities...a very fine 90% success rate...the league hit just .210 vs. the A's pen...17 points lower than the next best club...a key to the pen's success the lack of homers allowed...pen was tagged for a league low 24 in 1990...a tribute to the A's starting staff...the bullpen worked 417.1 innings this season...or the third lowest total in the league behind California (406.0) and Texas (407.0).

THE OFFENSE: Despite a .254 average that was 12th in the league the A's run total of 733 was topped only by Toronto and Detroit...the run differential between what the A's scored and what the A's allowed (163) was the best in the major leagues...the home run was again a key ingredient in the offense...the Athletics total of 164 was third best to Detroit and Toronto...Mark McGwire and Jose Canseco combined to hit 76, or nearly half, of the A's homers...league MVP Rickey Henderson was the catalyst for the offense all year long...Rickey finished second in the league in batting average and topped the loop in runs, steals and on-base percentage...led by Rickey and Mark McGwire the A's walked 651 times...second only to Baltimore.

DESIGNATED HITTERS: With the departure of Dave Parker the A's used several players in the DH role until the arrival of **HAROLD BAINES** on August 29th...for the season manager Tony La Russa penciled in the names of 17 different players as the A's DH...combined, the A's DH hit .245 (6 points below the league average) with 15 homers and 80 RBI's...**JOSE CANSECO** spent the most time as the DH...appearing in 43 games with 159 at-bats...Jose also led the DH position with 6 homers and 25 RBI's...**LANSFORD** had the best hitting success with 9 hits in 18 at-bats as the DH (.500)...Baines, despite arriving late still finished second on the club with 19 RBI's as the DH.

PINCH-HITTERS: The A's pinch-hitters finished with the fourth best average in the league, at .240...with 37 pinch-hits in 154 at-bats...the A's .240 average was 18 points above the league average of .222...a couple of catchers were the primary men for manager La Russa...**RON HASSEY** had the most at bats (20) and pinch-hits (6) for a .300 average...but **JAMIE QUIRK** was the most successful with 4 hits in 11 trips with a homer, 4 RBI's and 3 walks...pitcher **RICK HONEYCUTT** made 2 pinch appearances...Rick was 0 for 2 but became the first A's pitcher to hit in more than 3 years.

FIELDING: Anchored by Rawlings Gold Glove first baseman, **MARK MCGWIRE**, the 1990 A's were the best fielding team in club history...in fact the A's tied a major league record for best fielding percentage for a season, team, at .986...for the first time over a full season the Athletics made fewer than 100 errors, finishing with 87.

A'S AT HOME: Finished 51-30 at the Coliseum to tie with Boston for the best home record in the loop...only Chicago and Toronto got the best the A's at home...the White Sox winning 5 of 6 from the Athletics at the Coliseum...the Jays 4 of 6...the A's were 29-13 at home vs. the AL East and 22-17 at the Coliseum vs. the West.

A'S ON THE ROAD: A's had the best road record in the majors at 52-29 (.642) by six games...second best in club history...1971 A's had 55 wins, an American League record...only 5 major league clubs finished with a .500 or better mark on the road...in the American League the A's, Toronto and Chicago...in the NL only division winners Cincinnati and Pittsburgh...it was the third consecutive season the A's have had the best road mark in the AL...Oakland 147-96 (.605).

A'S VS. THE WEST: Were 47-31 with AL West foes in 1990...Chicago the only club to hold the advantage over the A's with 8 wins in 13 games...the Athletics were 9-4 vs. California, Kansas City and Seattle.

A'S VS. THE EAST: A's finished 56-28 against the A.L. East in 1990...Detroit fared the best against the A's, winning six of 12...over the past three years, the A's are 166-86 (.659) and since La Russa took over the A's in July of 1986, the A's are 240-136 (.638).

A'S VS. YANKEES: Swept the season series from the New York...only three teams have swept season series since 1900...Baltimore was 12-0 against Kansas City in 1970 and 11-0 against the A's in 1978...Kansas City was 12-0 against Baltimore in 1988.

A'S AND ATTENDANCE: Had a spectacular season in attendance both home and away...for the third consecutive year broke the franchise record for home attendance...and did it with one less date than a year ago...home attendance finished at 2,900,217...a new record for a Bay Area professional sports franchise...20 sellouts also a club record, breaking the mark of 19 set in 1989...also set a new major league road attendance record by attracting 2,597,920...broke the Yankees record of 2,561,195 set in 1988...third consecutive season the A's have drawn more the 2,000,000 at home and on the road...A's drew a total of 5,498,137 both home and away, the 5th largest total in M.L. history...A's drew 518,330 on a 14 date homestand from July 12-26...that total was larger than the Oakland season totals for 1977 (495,412) and 1979 (306,763).

DOWN THE STRETCH: The A's set a club record with 20 wins in the month of September last year...over the last three years, Oakland is a combined 56-25 (.691) in September and 115-56 (.673) from August 1 until the end of the regular season.

A's 1990 TEAM STATISTICS

BATTER	AVG.	G	AB	R	H	2B	3B	HR	RBI	SH	SF	HP	BB	IBB	SO	SB	CS	DP	E
AFENIR	.143	14	14	0	2	0	0	0	2	0	1	0	0	0	6	0	0	0	0
BAINES	.284	135	415	52	118	15	1	16	65	0	7	0	67	10	80	0	3	17	1
(OAK)	.266	32	94	11	25	5	0	3	21	0	4	0	20	1	17	0	2	4	0
BLANKENSHIP	.191	86	136	18	26	3	0	0	10	6	0	0	20	0	23	3	1	6	5
BORDICK	.071	25	14	0	1	0	0	0	0	0	0	0	1	0	4	0	0	0	0
J.CANSECO	.274	131	481	83	132	14	2	37	101	0	5	5	72	8	158	19	10	9	1
O.CANSECO	.105	9	19	1	2	1	0	0	1	0	0	0	1	0	10	0	0	0	0
GALLEGO	.206	140	389	36	80	13	2	3	34	17	2	4	35	0	50	5	5	13	13
HASSEY	.213	94	254	18	54	7	0	5	22	1	3	1	27	3	29	0	0	3	1
HEMOND	.154	7	13	0	2	0	0	0	1	0	0	0	0	0	5	0	0	0	0
D.HENDERSON	.271	127	450	65	122	28	0	20	63	1	2	1	40	1	105	3	1	5	4
R.HENDERSON	.325	136	489	119	159	33	3	28	61	2	2	4	97	2	60	65	10	13	5
HONEYCUTT	.000	66	2	0	0	0	0	0	0	0	0	0	0	1	0	0	0	0	1
HOWARD	.231	21	52	5	12	4	0	0	1	0	0	0	4	1	17	0	0	0	1
HOWITT	.136	14	22	3	3	0	1	0	1	0	0	0	3	0	12	0	0	0	0
JAVIER	.242	19	33	4	8	0	2	0	3	0	0	0	3	0	6	0	0	0	0
JENNINGS	.192	64	156	19	30	7	2	2	14	2	3	2	17	0	48	0	3	1	1
JOSE	.264	101	341	42	90	12	0	8	39	2	1	5	16	0	65	8	2	8	5
LANSFORD	.268	134	507	58	136	15	1	3	50	2	4	6	45	4	50	16	14	10	9
LEWIS	.229	25	35	4	8	0	0	0	1	3	0	1	7	0	4	2	0	2	0
McGEE	.274	29	113	23	31	3	2	0	15	0	0	0	10	0	18	3	0	4	1
McGWIRE	.235	156	523	87	123	16	0	39	108	1	9	7	110	9	116	2	1	13	5
PHELPS (OAK)	.186	32	59	6	11	2	0	1	6	0	1	0	12	1	10	0	0	1	1
QUIRK	.281	56	121	12	34	5	1	3	26	5	3	1	14	1	34	0	0	1	5
RANDOLPH	.257	93	292	37	75	9	3	1	21	7	1	1	32	1	25	6	1	11	7
STEINBACH	.251	114	379	32	95	15	2	9	57	5	3	4	19	1	66	0	1	11	5
WEISS	.265	138	445	50	118	17	1	2	35	6	4	4	46	5	53	9	3	7	12
PITCHERS	.000	162	2	0	0	0	0	0	0	0	0	0	0	0	1	0	0	0	6
TOTALS	.254	162	5433	733	1379	209	22	164	693	60	48	46	651	38	992	141	54	122	87

PITCHER	W	L	ERA	G	GS	CG	SHO	SV	IP	H	R	ER	HR	HB	BB	IBB	SOWP	BK	
BITKER (OAK)	0	0	0.00	1	0	0	0	0	3.0	1	0	0	0	0	1	0	2	0	0
BURNS	3	3	2.97	43	2	0	0	3	78.2	78	28	26	8	0	32	4	43	5	0
CHITREN	1	0	1.02	8	0	0	0	0	17.2	7	2	2	0	0	4	0	19	2	0
ECKERSLEY	4	2	0.61	63	0	0	0	48	73.1	41	9	5	2	0	4	1	73	0	0
HARRIS	1	0	3.48	16	1	0	0	0	41.1	25	16	16	5	2	21	1	31	2	0
HONEYCUTT	2	2	2.70	63	0	0	0	7	63.1	46	23	19	2	1	22	2	38	1	1
KLINK	0	0	2.04	40	0	0	0	1	39.2	34	9	9	1	0	18	0	19	3	1
MOORE	13	15	4.65	33	33	3	0	0	199.1	204	113	103	14	3	84	2	73	13	0
NELSON	3	3	1.57	51	0	0	0	5	74.2	55	14	13	5	3	17	1	38	1	0
NORRIS	1	0	3.00	14	0	0	0	0	27.0	24	10	9	0	2	9	0	16	3	2
OTTO	0	0	7.71	2	0	0	0	0	2.1	3	3	2	0	0	3	0	2	0	0
SANDERSON	17	11	3.88	34	34	2	1	0	206.1	205	99	89	27	4	66	2	128	7	1
STEWART	22	11	2.56	36	36	11	4	0	267.0	226	84	76	16	5	83	1	166	8	0
WELCH	27	6	2.95	35	35	2	0	0	238.0	214	90	78	26	5	77	4	127	2	2
YOUNG	9	6	4.85	26	21	0	0	0	124.1	124	70	67	17	2	53	1	56	3	0
TOTALS	103	59	3.18	162	162	18	16	64	1456.0	1287	570	514	123	27	494	19	831	50	7

A's 1990 HIGHS AND LOWS

CLUB

Longest winning streak	7, (9/2-9)
Longest winning streak, home	5, (5/6-11 & 8/9-13)
Longest winning streak, road	8, (4/13-26)
Longest losing streak	4, (5/12-15)
Longest losing streak, home	3, (6/22-24)
Longest losing streak, road	3, (7/4-6 & 8/19-21)
Most runs in a game	15, (4/13 at Seattle)
Most runs in a game, opponent	14, (8/25 at Detroit)
Most runs in an inning	7, (4 times, last time 9/11 at Seattle, 8th inning)
Most runs in an inning, opponent	7, (10/3 vs. California, 4th inning)
Most hits in a game	21, (4/13 at Seattle)
Most hits in a game, opponent	18, (7/11 at Minnesota)
Most hits in an inning	7, (8/17 at Baltimore, 5th inning)
Most hits in an inning, opponent	7, (7/11 at Minnesota, 9th inning)
Most home runs in a game	7, (7/6 at Cleveland, 2nd game)
Most home runs in a game, opponent	4, (twice, last time 8/25 at Detroit)
Most doubles in a game	5, (five times, last time 9/10 at Seattle)
Most doubles in a game, opponent	5, (8/24 at Detroit)
Most triples in a game	2, (twice, last time 9/12 at Seattle)
Most triples in a game, opponent	2, (three times, last time 8/4 at California)

A's 1990 WON-LOST BREAKDOWN

WESTERN DIVISION	HOME		ROAD		TOTAL		Day	Night	Shutouts	1-Run Games	Extra Innings	Doubleheaders	Split	vs Right	vs Left	Starters	Relievers	Streaks	Won	Lost
	Won	Lost	Won	Lost	Won	Lost													39	24
California	4	3	5	1	9	4													64	35
Chicago	1	5	4	3	5	8													16	12
Kansas City	5	1	4	3	9	4													23	18
Minnesota	5	2	2	4	7	6													9	5
Seattle	4	3	5	1	9	4													1	0
Texas	3	3	5	2	8	5														2
TOTAL vs WEST	22	17	25	14	47	31													74	44
																			29	15
																			89	49
																			14	10
																			7	4
EASTERN DIVISION	3	3	5	1	8	4														
Baltimore	4	2	4	2	8	4														
Boston	5	1	3	3	8	4														
Cleveland	4	2	2	4	6	6														
Detroit	5	1	2	4	7	5														
Milwaukee	6	0	6	0	12	0														
New York	2	4	5	1	7	5														
Toronto	2	4	5	1	7	5														
TOTAL vs EAST	29	13	27	15	56	28														
TOTAL	51	30	52	29	103	59														

A's 1990 MISCELLANEOUS TOTALS

	OAK	OPP		OAK	OPP
Double Plays	152	149	Home runs-home	69	52
Triple Plays	0	1	Home runs-road	95	71
Left on base	1195	1082	Grand Slams	4	1

A's PINCH HITTERS 1990

BATTER	AVG	G	AB	R	H	2B	3B	HR	RBI	SH	SF	HB	TBB	IBB	SO
AFENIR	.167	7	6	0	1	0	0	0	2	0	1	0	0	0	3
BAINES	1.000	5	2	1	2	1	0	0	6	0	2	0	1	0	0
BLANKENSHIP	.167	13	12	1	2	0	0	0	1	0	0	0	1	0	3
BORDICK	.250	4	4	0	1	0	0	0	0	0	0	0	0	0	1
J. CANSECO	.500	3	2	0	1	0	0	0	1	0	0	0	1	0	0
O. CANSECO	.200	5	5	1	1	1	0	0	0	0	0	0	0	0	3
GALLEGO	.500	2	2	1	1	0	0	0	0	0	0	0	0	0	1
HASSEY	.300	24	20	1	6	2	0	0	2	0	0	0	2	1	3
D. HENDERSON	.143	8	7	0	1	0	0	0	0	0	0	0	1	0	3
R. HENDERSON	.000	2	1	0	0	0	0	0	0	0	0	0	1	0	1
HONEYCUTT	.000	2	2	0	0	0	0	0	0	0	0	0	0	0	1
HOWARD	.333	3	3	0	1	0	0	0	0	0	0	0	0	0	1
HOWITT	.000	4	2	0	0	0	0	0	0	0	0	0	2	0	2
JAVIER	.273	13	11	1	3	0	1	0	0	0	0	0	2	0	2
JENNINGS	.143	19	14	0	2	0	0	0	1	1	0	0	2	0	6
JOSE	.182	11	11	0	2	0	0	0	2	0	0	0	0	0	4
LANSFORD	.000	2	2	0	0	0	0	0	0	0	0	0	0	0	2
LEWIS	.000	5	4	0	0	0	0	0	0	0	0	0	1	0	2
McGEE	.000	1	1	0	0	0	0	0	0	0	0	0	0	0	0
McGWIRE	.000	3	1	1	0	0	0	0	0	0	0	0	1	1	1
PHELPS	.250	14	12	1	3	0	0	1	2	0	0	0	1	0	3
QUIRK	.364	14	11	2	4	1	0	1	4	0	0	0	3	0	4
RANDOLPH	.500	2	2	0	1	0	0	0	1	0	0	0	0	0	1
STEINBACH	.286	14	14	3	4	2	0	0	4	0	0	0	0	0	4
WEISS	.333	3	3	1	1	0	0	0	0	0	0	0	0	0	0
TOTALS	.240	99	154	14	37	7	1	2	26	1	3	0	19	2	51

DID YOU KNOW...

That Dennis Eckersley has walked just seven batters over the last two years. In 1989 he walked Lou Whitaker (vs. Detroit, April 28), Alan Trammell (at Detroit, May 7) and Brook Jacoby (vs. Cleveland, August 15). In 1990 he issued free passes to Julio Franco (vs. Texas, June 12), Harold Baines (vs. Texas, June 12, intentional), Dante Bichette (vs. California, July 26) and Kent Hrbek (vs. Minnesota, September 16).

A's 1990 INDIVIDUAL FIELDING

PITCHERS

	Pct.	G	PO	A	E	TC	DP
Bitker	1.000	1	0	1	0	1	1
Burns	1.000	43	2	7	0	9	1
Chitren	1.000	8	1	2	0	3	0
Eckersley	1.000	63	3	1	0	4	0
Harris	1.000	16	2	3	0	5	1
Honeycutt	.938	63	0	15	1	16	0
Klink	1.000	40	1	1	0	2	0
Moore	.981	33	22	31	1	54	1
Nelson	.923	51	4	8	1	13	0
Norris	1.000	14	3	3	0	6	0
Otto	1.000	2	0	2	0	2	1
Sanderson	.935	34	11	18	2	31	2
Stewart	1.000	36	25	23	0	48	2
Welch	1.000	35	20	31	0	51	2
Young	.969	26	6	25	1	32	3

CATCHERS

	Pct.	G	PO	A	E	TC	DP
Afenir	1.000	12	13	0	0	13	0
Hassey	.997	59	307	18	1	326	2
Quirk	.977	37	151	17	4	172	3
Steinbach	.988	83	396	31	5	432	1

Passed Balls: Steinbach 6, Hassey 5, Afenir 2, Quirk 1

FIRST BASEMEN

	Pct.	G	PO	A	E	TC	DP
Blankenship	---	1	0	0	0	0	0
Hassey	1.000	3	5	0	0	5	1
Howitt	1.000	5	18	1	0	19	3
Jennings	1.000	4	28	0	0	28	5
Lansford	1.000	5	28	1	0	29	2
McGwire	.997	154	1329	95	5	1429	126
Phelps	.964	5	24	3	1	28	3
Quirk	1.000	8	13	0	0	13	0
Steinbach	1.000	3	5	0	0	5	0

SECOND BASEMEN

	Pct.	G	PO	A	E	TC	DP
Blankenship	1.000	20	20	32	0	52	7
Bordick	1.000	7	2	4	0	6	0
Gallego	.990	83	153	258	4	415	48
Hemond	.000	1	0	0	0	0	0
Randolph	.982	84	148	240	7	395	62

THIRD BASEMEN

	Pct.	G	PO	A	E	TC	DP
Blankenship	.947	28	17	37	3	57	2
Bordick	1.000	10	2	3	0	5	0
Gallego	.882	27	10	35	6	51	4
Hemond	1.000	7	2	5	0	7	0
Howitt	---	1	0	0	0	0	0
Lansford	.970	126	100	194	9	303	22
Quirk	.833	8	4	1	1	6	1

SHORTSTOPS

	Pct.	G	PO	A	E	TC	DP
Bordick	1.000	9	5	1	0	6	0
Gallego	.977	38	43	86	3	132	26
Weiss	.979	137	194	373	12	579	77

OUTFIELDERS

	Pct.	G	PO	A	E	TC	DP
Blankenship	.935	28	29	0	2	31	0
J. Canseco	.995	88	182	7	1	190	2
O. Canseco	1.000	2	3	0	0	3	0
Gallego	1.000	1	1	0	0	1	0
D. Henderson	.988	116	319	5	4	328	1
R. Henderson	.983	118	289	5	5	299	0
Howard	.933	14	14	0	1	15	0
Howitt	1.000	11	16	0	0	16	0
Javier	1.000	13	19	0	0	19	0
Jennings	.984	45	62	1	1	64	0
Jose	.977	92	212	5	5	222	1
Lewis	1.000	23	33	0	0	33	0
McGee	.986	28	72	1	1	74	1
Quirk	---	1	0	0	0	0	0

A's DESIGNATED HITTERS 1990

BATTER	AVG	G	AB	R	H	2B	3B	HR	RBI	SH	SF	HB	TBB	IBB	SO
AFENIR	.000	1	1	0	0	0	0	0	0	0	0	0	0	0	0
BAINES	.258	30	93	11	24	5	0	3	19	0	3	0	20	1	17
BLANKENSHIP	.000	6	5	1	0	0	0	0	0	0	0	0	0	0	1
J. CANSECO	.233	43	159	23	37	5	0	6	25	0	2	2	18	3	59
O. CANSECO	.111	4	9	1	1	1	0	0	0	0	0	0	1	0	3
GALLEGO	.000	1	1	0	0	0	0	0	0	0	0	0	0	0	1
HASSEY	.200	15	40	2	8	1	0	1	5	0	2	0	3	0	8
D. HENDERSON	.333	6	18	4	6	1	0	0	0	0	0	0	2	0	7
R. HENDERSON	.286	15	56	9	16	2	1	1	6	0	1	0	9	0	8
HONEYCUTT	.000	1	1	0	0	0	0	0	0	0	0	0	0	0	1
HOWARD	.211	7	19	2	4	2	0	0	0	0	0	0	1	1	10
JAVIER	.167	2	6	0	1	0	0	0	2	0	0	0	0	0	1
JENNINGS	.238	8	21	3	5	2	1	0	3	0	0	0	3	0	6
JOSE	.316	7	19	3	6	0	0	2	5	0	0	0	1	0	3
LANSFORD	.500	5	18	2	9	1	0	0	1	0	0	0	3	0	2
LEWIS	.000	2	0	0	0	0	0	0	0	0	0	0	1	0	0
MCGEE	.500	1	2	1	1	0	0	0	0	0	0	0	0	0	0
MCGWIRE	.000	2	1	1	0	0	0	0	0	0	0	0	1	1	0
PHELPS	.158	15	38	4	6	1	0	0	4	0	1	0	11	1	7
QUIRK	.000	1	0	0	0	0	0	0	0	0	0	0	1	0	0
RANDOLPH	.217	6	23	4	5	1	0	0	0	0	0	0	0	0	1
STEINBACH	.256	25	78	5	20	2	0	2	10	1	0	2	4	0	17
YOUNG	.000	1	0	0	0	0	0	0	0	0	0	0	0	0	0
TOTALS	.245	162	608	76	149	24	2	15	80	1	9	4	79	7	152

A's 1990 DAY-BY-DAY

DATE	G	OPP.	W-L	SCORE	REC.	POS.	GA/GB	LEADER AND LEAD	WINNER	LOSER	ATT.	CUM. ATT.
4/9	1	MIN	W 8-3	1-0	11	+1	OAK/SEA	1	Stewart	Anderson	45,207*	45,207
4/10	2	MIN	W 5-3	2-0	11	+1	OAK/CHI	1	Welch	Smith	19,757	64,964
4/11	3	MIN	L 0-3	2-1	12	-1/2	CHI	1/2	Tapani	Moore	27,775	92,739
(3 dates)												
4/12			OFF DAY		3	-1/2	CHI	1/2				
4/13	4	at SEA	W 15-7	3-1	1	+1/2	OAK	1/2	Sanderson	Bankhead	54,597	54,597
4/14	5	at SEA	W 5-2	4-1	1	+1/2	OAK	1/2	Stewart	Young	25,681	80,278
4/15	6	at SEA	W 3-0	5-1	1	+1/2	OAK	1/2	Welch	Holman	16,828	97,106
4/16			OFF DAY		1	+1/2	OAK	1/2				
4/17	7	at CAL	W 7-5 (12)	6-1	1	+1/2	OAK	1/2	Norris	Eichhorn	34,370	131,476
4/18	8	at CAL	W 3-1	7-1	1	+1/2	OAK	1 1/2	Sanderson	Witt	33,579	165,055
(5 dates)												
4/19	9	SEA	W 5-2	8-1	1	+2	OAK	2	Stewart	Eave	23,979	116,718
4/20	10	SEA	L 1-6	8-2	1	+1 1/2	OAK	1 1/2	HOLMAN	Welch	44,911*	161,629
4/21	11	SEA	W 7-6 (11)	9-2	1	+2 1/2	OAK	2 1/2	Eckersley	Reed	33,277	194,906
4/22	12	SEA	L 2-5	9-3	1	+2 1/2	OAK	2 1/2	Hanson	Sanderson	40,901	235,807
(7 dates)												
4/23			OFF DAY		1	+2 1/2	OAK	2 1/2				
4/24	13	at BAL	W 7-1	10-3	1	+2 1/2	OAK	2 1/2	Stewart	Johnson	22,532	187,587
4/25	14	at BAL	W 4-3 (12)	11-3	1	+3 1/2	OAK	3 1/2	Nelson	Hickey	22,397	209,984
4/26	15	at BAL	W 6-4	12-3	1	+3 1/2	OAK	3 1/2	Moore	Tibbs	27,207	237,191
4/27	16	at BOS	L 6-7	12-4	1	+2 1/2	OAK	2 1/2	Reardon	Nelson	32,912	270,103
4/28	17	at BOS	L 3-12	12-5	1	+1 1/2	OAK	1 1/2	Harris	Young	33,989	304,092
4/29	18	at BOS	W 1-0	13-5	1	+2 1/2	OAK	2 1/2	Stewart	Clemens	33,237	337,329
4/30	19	at NY	W 6-0	14-5	1	+2 1/2	OAK	2 1/2	WELCH	Parker	18,178	355,507
5/1	20	at NY	W 4-2	15-5	1	+2 1/2	OAK	2 1/2	Moore	Hawkins	22,018	377,525
5/2	21	at NY	W 2-0	16-5	1	+3 1/2	OAK	3 1/2	Sanderson	LEARY	21,475	399,000
(14 dates)												
5/3			OFF DAY		1	+3 1/2	OAK	3 1/2				
5/4	22	BOS	W 8-3	17-5	1	+3 1/2	OAK	3 1/2	Stewart	Clemens	43,894	279,701
5/5	23	BOS	L 1-5	17-6	1	+2 1/2	OAK	2 1/2	Boddicker	Welch	41,850	321,551
5/6	24	BOS	W 4-2	18-6	1	+3 1/2	OAK	3 1/2	Young	Hetzel	44,008*	365,559
5/7	25	NY	W 5-1	19-6	1	+4 1/2	OAK	4 1/2	Moore	Leary	30,304	395,863
5/8	26	NY	W 5-0	20-6	1	+4 1/2	OAK	4 1/2	Sanderson	Cadaret	28,143	424,006
5/9	27	NY	W 2-1 (11)	21-6	1	+5 1/2	OAK	5 1/2	Honeycutt	Plunk	32,664	456,670
5/10			OFF DAY		1	+5 1/2	OAK	5 1/2				
5/11	28	BAL	W 5-0	22-6	1	+5 1/2	OAK	5 1/2	WELCH	Milacki	36,892	493,562
5/12	29	BAL	L 2-3	22-7	1	+4 1/2	OAK	4 1/2	Williamson	Nelson	40,958	534,520
5/13	30	BAL	L 1-4	22-8	1	+3 1/2	OAK	3 1/2	Tibbs	Moore	36,394	570,914
(16 dates)												
5/14	31	at MIN	L 2-6	22-9	1	+3	OAK	3	ANDERSON	Stewart	19,733	418,733
5/15	32	at CLE	L 4-5	22-10	1	+2	OAK	2	Guante	Honeycutt	8,734	427,467
5/16	33	at CLE	W 7-6	23-10	1	+2	OAK	2	Eckersley	Jones	10,706	438,173
5/17			OFF DAY		1	+1 1/2	OAK	1 1/2				
5/18	34	at MIL	L 0-5	23-11	1	+1 1/2	OAK	1 1/2	WEGMAN	Moore	23,580	461,753
5/19	35	at MIL	W 9-1	24-11	1	+2 1/2	OAK	2 1/2	Stewart	Filer	21,507	483,260
5/20	36	at MIL	L 2-5	24-12	1	+2 1/2	OAK	2 1/2	BOSIO	Sanderson	39,301	522,561
5/21	37	at TOR	W 4-1	25-12	1	+2 1/2	OAK	2 1/2	Welch	Stottlemire	49,471	572,032
5/22	38	at TOR	W 5-4	26-12	1	+3 1/2	OAK	3 1/2	Young	Wills	49,559	621,591
(22 dates)												
5/23	39	MIL	W 12-5	27-12	1	+3 1/2	OAK	3 1/2	Moore	Wegman	31,730	602,644
5/24	40	MIL	W 13-1	28-12	1	+3 1/2	OAK	3 1/2	Stewart	Filer	27,091	629,735
5/25	41	CLE	W 5-2	29-12	1	+4 1/2	OAK	4 1/2	Sanderson	Swindell	33,622	663,357
5/26	42	CLE	W 6-3	30-12	1	+4 1/2	OAK	4 1/2	Welch	Valdez	42,783	706,140
5/27			RAINED OUT		1	+4	OAK	4				
5/28	43	TOR	L 0-1	30-13	1	+3	OAK	3	STIEB	MOORE	45,005*	751,145
5/29	44	TOR	L 1-2	30-14	1	+2	OAK	2	Wells	STEWART	25,255	776,400
5/30	45	TOR	W 8-5	31-14	1	+2	OAK	2	Burns	Blair	24,257	800,657
(23 dates)												
5/31	46	at KC	W 6-4	32-14	1	+3	OAK	3	Welch	Gordon	37,341	658,932
6/1	47	at KC	W 4-3	33-14	1	+3	OAK	3	Sanderson	Appier	29,820	688,752
6/2	48	at KC	L 2-10	33-15	1	+3	OAK	3	Saberhagen	Moore	40,052	728,804
6/3	49	at KC	L 2-8	33-16	1	+2	OAK	2	Gubicza	Stewart	40,022	768,826
6/4			OFF DAY		1	+2	OAK	2				
6/5	50	at TEX	W 7-4	34-16	1	+3	OAK	3	Welch	Bohanon	23,055	791,881
6/6	51	at TEX	W 5-4	35-16	1	+3	OAK	3	Sanderson	Ryan	30,639	822,520
6/7	52	at TEX	L 1-3	35-17	1	+3	OAK	3	Witt	MOORE	26,129	848,649
(29 dates)												

		GA/ LEADER											CUM.	
DATE	G	OPP.	W-L	SCORE	REC.	POS.	GB	AND LEAD	WINNER	LOSER	ATT.	ATT.		
6/8	53	KC	W	3-1	36-17	1	+3	OAK	3	Young	Gubicza	44,021*	844,678	
6/9	54	KC	W	5-0	37-17	1	+3	OAK	3	STEWART	Appier	43,916*	888,594	
6/10	55	KC	W	3-2	38-17	1	+3	OAK	3	Welch	Farr	43,700*	932,294	
6/11	56	TEX	L	0-5	38-18	1	+2	OAK	2	RYAN	Sanderson	33,436	965,730	
6/12	57	TEX	L	5-6	38-19	1	+2	OAK	2	Arnsberg	Eckersley	21,625	987,355	
6/13	58	TEX	W	3-2 (11)	39-19	1	+2	OAK	2	Burns	Arnsberg	26,457	1,013,812	
(29 dates)														
6/14	59	at CHI	L	2-3	39-20	1	+1	OAK	1	King	STEWART	29,801	878,450	
6/15	60	at CHI	W	5-4	40-20	1	+2	OAK	2	Welch	Jones	41,571*	920,021	
6/16	61	at CHI	W	12-3	41-20	1	+3	OAK	3	Sanderson	Perez	43,297*	963,318	
6/17	62	at CHI	W	5-2	42-20	1	+4	OAK	4	Moore	Pall	32,283	995,601	
6/18	63	at DET	L	2-7	42-21	1	+4	OAK	4	Robinson	Young	18,551	1,014,152	
6/19	64	at DET	L	6-7	42-22	1	+4	OAK	4	Gibson	Stewart	21,738	1,035,890	
6/20	65	at DET	W	12-7	43-22	1	+4	OAK	4	Welch	Petry	24,799	1,060,689	
(36 dates)														
6/21			OFF DAY			1	+4	OAK	4					
6/22	66	CHI	L	0-5	43-23	1	+3	OAK	3	KING	Sanderson	43,924*	1,057,736	
6/23	67	CHI	L	3-5	43-24	1	+2	OAK	2	McDowell	Moore	43,084*	1,100,820	
6/24	68	CHI	L	2-3 (10)	43-25	1	+1	OAK	1	Thigpen	STEWART	44,347*	1,145,167	
6/25	69	DET	W	4-3	44-25	1	+1	OAK	1	Welch	Petry	30,095	1,175,262	
6/26	70	DET	W	3-2	45-25	1	+1	OAK	1	Sanderson	MORRIS	31,643	1,206,905	
6/27	71	DET	L	4-5	45-26	2	-.004	CHI	.004	Henneman	Burns	36,480	1,243,385	
(35 dates)														
6/28			OFF DAY			2	-.004	CHI	.004					
6/29	72	at TOR	W	5-0	46-26	2	-.004	CHI	.004	STEWART	Cerutti	49,817	1,110,506	
6/30	73	at TOR	W	9-4	47-26	1	+1	OAK	1	Welch	Stieb	49,865	1,160,371	
7/1	74	at TOR	L	3-4	47-27	2	-.004	CHI	.004	Blair	Burns	49,857	1,210,228	
7/2	75	at TOR	W	3-2	48-27	2	-.004	CHI	.004	Moore	Key	49,855	1,260,083	
7/3	76	at MIL	W	5-0	49-27	1	+1	OAK	1	Young	Krueger	36,623	1,296,706	
7/4	77	at MIL	L	1-7	49-28	1	+1	OAK	1	ROBINSON	Stewart	15,030	1,311,736	
7/5	78	at MIL	L	3-4	49-29	1	+1/2	OAK	1/2	Higuera	Welch	31,022	1,342,758	
7/6	79	at CLE (1)	L	1-6	49-30					SWINDELL	SANDERSON			
7/6	80	at CLE (2)	W	12-1	50-30	2	-.007	CHI	.007	Moore	Valdez	45,705	1,388,463	
7/7	81	at CLE	L	0-1	50-31	2	-.007	CHI	.007	BLACK	Young	49,989	1,438,452	
7/8	82	at CLE	W	8-3	51-31	1	+1	OAK	1	Stewart	Nipper	31,299	1,469,751	
7/9-10 ALL STAR GAME IN CHICAGO														
7/11	83	at MIN	W	11-7	52-31	1	+2	OAK	2	Sanderson	Anderson	20,937	1,490,688	
(47 dates)														
7/12	84	MIL	W	5-3	53-31	1	+2	OAK	2	Moore	Higuera	31,055	1,274,440	
7/13	85	MIL	L	0-2	53-32	1	+1	OAK	1	KNUDSON	Stewart	39,200	1,313,640	
7/14	86	MIL	W	3-1	54-32	1	+1	OAK	1	Welch	Krueger	43,612*	1,357,252	
7/15	87	MIL	W	4-1	55-32	1	+1	OAK	1	Young	Bosio	43,797*	1,401,049	
7/16	88	CLE	W	3-0	56-32	1	+2	OAK	2	Sanderson	Nipper	28,079	1,429,128	
7/17	89	CLE	L	2-4	56-33	1	+1	OAK	1	Swindell	Moore	26,811	1,455,939	
7/18	90	CLE (1)	W	4-1	57-33					Welch	Candiotti			
7/18	91	CLE (2)	W	5-2	58-33	1	+1 1/2	OAK	1 1/2	Stewart	Nichols	38,958	1,494,897	
7/19			OFF DAY			1	+2	OAK	2					
7/20	92	TOR	L	6-8	58-34	1	+2	OAK	2	Cerutti	Young	40,171	1,535,068	
7/21	93	TOR	L	1-2	58-35	1	+2	OAK	2	Stieb	Sanderson	43,097*	1,578,165	
7/22	94	TOR	W	3-0	59-35	1	+3	OAK	3	Moore	Key	43,821*	1,621,986	
7/23	95	CAL	W	7-6 (10)	60-35	1	+3	OAK	3	Nelson	Young	31,252	1,653,238	
7/24	96	CAL	W	5-3	61-35	1	+3	OAK	3	Welch	Abbott	37,906	1,691,144	
7/25	97	CAL	W	13-3	62-35	1	+4	OAK	4	Young	Blyleven	35,587	1,726,731	
7/26	98	CAL	L	2-4 (11)	62-36	1	+3 1/2	OAK	3 1/2	Harvey	Eckersley	35,188	1,761,919	
(49 dates)														
7/27	99	at MIN	L	4-9	62-37	1	+2 1/2	OAK	2 1/2	Smith	Moore	30,744	1,521,432	
7/28	100	at MIN (1)	W	4-1	63-37					STEWART	Guthrie			
7/28	101	at MIN (2)	L	4-9	63-38	1	+2	OAK	2	Erickson	Welch	51,017	1,572,449	
7/29	102	at MIN	L	5-6 (10)	63-39	1	+2	OAK	2	Aguilera	Honeycutt	33,588	1,606,037	
(50 dates)														
7/30	103	SEA	W	6-2	64-39	1	+3	OAK	3	Honeycutt	Johnson	41,752	1,803,671	
7/31	104	SEA	L	2-7	64-40	1	+3	OAK	3	Swift	Moore	30,130	1,833,801	
8/1	105	SEA	W	1-0 (11)	65-40	1	+4	OAK	4	STEWART	Schooler	31,509	1,865,310	
(52 dates)														
8/2	106	at CAL	W	7-5	66-40	1	+3 1/2	OAK	3 1/2	Welch	McCaskill	38,698	1,644,735	
8/3	107	at CAL	W	8-6	67-40	1	+3 1/2	OAK	3 1/2	Harris	Fraser	45,547	1,690,282	
8/4	108	at CAL	L	5-6 (12)	67-41	1	+2 1/2	OAK	2 1/2	Eichhorn	Burns	52,774	1,743,056	
8/5	109	at CAL	W	4-1	68-41	1	+2 1/2	OAK	2 1/2	Stewart	Finley	51,597	1,794,653	
(54 dates)														

A's DAY-BY-DAY, cont.

DATE	G	OPP.	W-L	SCORE	REC.	POS.	GA/GB	LEADER AND LEAD	WINNER	LOSER	ATT.	CUM. ATT.
8/6				OFF DAY		1	+3	OAK 3				
8/7	110	BAL	W 3-2	69-41	1	+3	OAK 3	Welch	Mitchell	40,117	1,905,427	
8/8	111	BAL	L 1-4	69-42	1	+3	OAK 3	McDonald	Sanderson	30,739	1,936,166	
8/9	112	BAL	W 5-2	70-42	1	+4	OAK 4	Moore	Johnson	28,008	1,964,174	
8/10	113	NY	W 3-0	71-42	1	+3 1/2	OAK 3 1/2	Stewart	LaPoint	44,400*	2,008,574	
8/11	114	NY	W 10-1	72-42	1	+4 1/2	OAK 4 1/2	Young	Hawkins	43,479*	2,052,053	
8/12	115	NY	W 6-1	73-42	1	+5	OAK 5	Welch	Witt	44,192*	2,096,245	
8/13	116	BOS	W 4-0	74-42	1	+6	OAK 6	SANDERSON	Harris	34,784	2,131,029	
8/14	117	BOS	L 0-2	74-43	1	+6	OAK 6	CLEMENS	Moore	38,009	2,169,038	
8/15	118	BOS	W 6-2 (10)	75-43	1	+6	OAK 6	STEWART	Irvine	41,704	2,210,742	

(61 dates)

8/16				OFF DAY		1	+6	OAK 6				
8/17	119	at BAL	W 8-3	76-43	1	+6 1/2	OAK 6 1/2	Welch	Mitchell	45,379	1,840,032	
8/18	120	at BAL	W 3-1	77-43	1	+7 1/2	OAK 7 1/2	Nelson	McDonald	49,417*	1,889,449	
8/19	121	at BAL	L 2-3	77-44	1	+6 1/2	OAK 6 1/2	Telford	Sanderson	47,756	1,937,205	
8/20	122	at CHI	L 1-11	77-45	1	+5 1/2	OAK 5 1/2	McDOWELL	Stewart	39,294	1,976,499	
8/21	123	at CHI	L 1-4	77-46	1	+4 1/2	OAK 4 1/2	Hibbard	Moore	31,172	2,007,671	
8/22	124	at CHI	W 7-1	78-46	1	+5 1/2	OAK 5 1/2	Welch	Perez	33,858	2,041,529	
8/23				OFF DAY		1	+5	OAK 5				
8/24	125	at DET	W 6-4	79-46	1	+5	OAK 5	Sanderson	Terrell	29,613	2,071,142	
8/25	126	at DET	L 4-14	79-47	1	+5	OAK 5	Tanana	Stewart	45,474	2,116,616	
8/26	127	at DET	L 3-7	79-48	1	+5	OAK 5	Robinson	Welch	24,630	2,141,246	

(63 dates)

8/27				OFF DAY		1	+5 1/2	OAK 5 1/2				
8/28	128	KC	W 3-2	80-48	1	+6 1/2	OAK 6 1/2	MOORE	Montgomery	34,924	2,245,666	
8/29	129	KC	L 0-6	80-49	1	+6 1/2	OAK 6 1/2	APPIER	Sanderson	30,002	2,275,668	
8/30	130	KC	W 6-5	81-49	1	+6 1/2	OAK 6 1/2	Eckersley	Crawford	36,856	2,312,524	
8/31	131	TEX	W 4-2	82-49	1	+6 1/2	OAK 6 1/2	Welch	Moyer	35,306	2,347,830	
9/1	132	TEX	L 2-3	82-50	1	+5 1/2	OAK 5 1/2	Witt	Young	43,375	2,391,205	
9/2	133	TEX	W 4-2	83-50	1	+6 1/2	OAK 6 1/2	Moore	HOUGH	42,863	2,434,068	

(67 dates)

9/3	134	at BOS	W 9-5	84-50	1	+6 1/2	OAK 6 1/2	Sanderson	Kiecker	34,692	2,175,938	
9/4	135	at BOS	W 6-2	85-50	1	+6 1/2	OAK 6 1/2	Stewart	Clemens	35,408	2,211,346	
9/5	136	at BOS	W 10-0	86-50	1	+6 1/2	OAK 6 1/2	Welch	Harris	33,156	2,244,502	
9/6				OFF DAY		1	+6 1/2	OAK 6 1/2				
9/7	137	at NY	W 7-1	87-50	1	+7 1/2	OAK 7 1/2	Young	Hawkins	27,034	2,271,536	
9/8	138	at NY	W 5-2	88-50	1	+8 1/2	OAK 8 1/2	Sanderson	Witt	35,721	2,307,257	
9/9	139	at NY	W 7-3	89-50	1	+9 1/2	OAK 9 1/2	Stewart	Laary	36,391	2,343,648	
9/10	140	at SEA	L 2-5	89-51	1	+9	OAK 9	Hanson	Welch	27,180	2,370,828	
9/11	141	at SEA	W 10-2	90-51	1	+10	OAK 10	Young	Johnson	17,869	2,388,697	
9/12	142	at SEA	W 9-3	91-51	1	+11	OAK 11	Sanderson	Gardiner	14,437	2,403,134	

(72 dates)

9/13	143	MIN	L 1-3 (10)	91-52	1	+10	OAK 10	Berenguer	Nelson	26,622	2,460,690	
9/14	144	MIN	W 9-1	92-52	1	+10	OAK 10	STEWART	Guthrie	34,091	2,494,781	
9/15	145	MIN	W 4-1	93-52	1	+10	OAK 10	Welch	Abbott	43,151*	2,537,932	
9/16	146	MIN	W 5-4 (11)	94-52	1	+10	OAK 10	Eckersley	Berenguer	38,043	2,575,975	
9/17	147	CHI	L 0-7	94-53	1	+9	OAK 9	PEREZ	Sanderson	43,953	2,619,928	
9/18	148	CHI	L 2-8	94-54	1	+8	OAK 8	Fernandez	Moore	33,728*	2,653,656	
9/19	149	CHI	W 7-3	95-54	1	+9	OAK 9	Stewart	McDowell	35,990	2,689,646	
9/20				OFF DAY		1	+9 1/2	OAK 9 1/2				
9/21	150	DET	W 6-5	96-54	1	+9 1/2	OAK 9 1/2	Welch	Parker	41,356	2,731,002	
9/22	151	DET	W 5-1	97-54	1	+9 1/2	OAK 9 1/2	Sanderson	Searcy	40,904	2,771,906	
9/23	152	DET	L 0-6	97-55	1	+8 1/2	OAK 8 1/2	MORRIS	Moore	43,666*	2,815,572	

(77 dates)

9/24	153	at KC	L 3-10	97-56	1	+8	OAK 8	Gordon	Young	27,630	2,430,764
9/25	154	at KC	W 5-0	98-56	1	+9	OAK 9	STEWART	Applier	22,145	2,452,909
9/26	155	at KC	W 3-2	99-56	1	+9	OAK 9	Welch	Saberhagen	27,535	2,480,444
9/27	156	at TEX	L 6-8	99-57	1	+8	OAK 8	Chiampanino	Sanderson	16,857	2,497,301
9/28	157	at TEX	W 4-1	100-57	1	+9	OAK 9	Moore	Hough	27,447	2,524,748
9/29	158	at TEX	W 7-3	101-57	1	+9	OAK 9	Burns	McMurtry	37,260	2,562,008
9/30	159	at TEX	W 4-3	102-57	1	+9	OAK 9	Chitren	Ryan	35,912	2,597,920

(79 dates)

10/1	160	CAL	L 0-2	102-58	1	+9	OAK 9	Grahe	STEWART	31,378	2,846,950
10/2	161	CAL	W 6-4	103-58	1	+9	OAK 9	Welch	Fraser	29,042	2,875,992
10/3	162	CAL	L 6-11	103-59	1	+9	OAK 9	Young	Moore	24,225	2,900,217

(80 dates)

*denotes sellout

COMPLETE GAME PITCHERS IN CAPS

A's 1990 PLAYER TRANSACTIONS

DATE	TRANSACTION	DATE	TRANSACTION
April 8	Reggie Harris placed on 21-day DL, hepatitis (retroactive to March 29)	Aug. 1	Willie Randolph activated from 15-day DL
April 8	Jim Corsi placed on 21-day DL, right elbow strain (retroactive to March 29)	Aug. 1	Joe Bitker optioned to Tacoma
April 9	Mike Bordick selected from Tacoma	Aug. 21	Dave Henderson placed on 15-day DL, sprained right knee
April 9	Joe Klink selected from Tacoma	Aug. 21	Darren Lewis selected from Tacoma
April 29	Dave Otto placed on 15-day DL, swollen right knee	Aug. 22	Dann Howitt recalled from Tacoma
April 30	Mike Bordick optioned to Tacoma	Aug. 22	Doug Jennings optioned to Tacoma
May 13	Willie Randolph acquired from Los Angeles in exchange for Stan Javier	Aug. 23	Walt Weiss placed on 15-day DL, right lateral abdominal strain
May 14	Dave Otto outrighted to Tacoma for injury rehab	Aug. 29	Harold Baines acquired from Texas for two PTBNL
May 16	Dave Otto recalled from injury rehab at Tacoma	Aug. 29	Dann Howitt optioned to Tacoma
May 30	Jim Corsi transferred from 21 to 60-day DL	Aug. 29	Willie McGee acquired from St. Louis in exchange for Felix Jose, Daryl Green and Stan Royer
May 30	Lance Blankenship optioned to Tacoma	Aug. 31	Doug Jennings recalled from Tacoma
May 30	Doug Jennings recalled from Tacoma	Sept. 1	Mike Bordick recalled from Tacoma
June 1	Dave Otto transferred from 21 to 60-day DL	Sept. 2	Steve Chitren selected from Tacoma
June 8	Jose Canseco placed on 15-day DL, disc/back injury	Sept. 4	Joe Bitker and Scott Chiamparino sent to Texas to complete Aug. 29 deal
June 13	Lance Blankenship recalled from Tacoma	Sept. 7	Walt Weiss reinstated from 15-day DL
June 16	Ken Phelps sold to Cleveland	Sept. 10	Dann Howitt recalled from Tacoma
June 16	Steve Howard recalled from Tacoma	Sept. 14	Troy Afenir recalled from Tacoma
June 23	Jose Canseco reinstated from 15-day DL	Sept. 21	Dave Henderson reinstated from 15-day DL
June 23	Lance Blankenship optioned to Tacoma	Oct. 22	Ron Hassey filed for free agency
June 24	Reggie Harris recalled from injury rehab at Huntsville	Oct. 24	Willie McGee filed for free agency
June 29	Jim Corsi outrighted to Tacoma on injury rehab	Oct. 24	Jamie Quirk filed for free agency
July 3	Reggie Harris reinstated from 21-day DL	Oct. 25	Bob Welch filed for free agency
July 3	Doug Jennings optioned to Tacoma	Oct. 25	Jim Corsi reinstated from 60-day DL
July 3	Terry Steinbach placed on 15-day DL, strained left rib muscle	Oct. 25	Dave Otto reinstated from 60-day DL
July 5	Troy Afenir recalled from Tacoma	Oct. 26	Willie Randolph filed for free agency
July 12	Carney Lansford placed on 15-day DL, strained right hamstring	Nov. 2	Scott Sanderson field for free agency
July 15	Terry Steinbach transferred from 15 to 21-day DL	Nov. 7	Ray Young unconditionally released
July 15	Mike Norris unconditionally released	Nov. 20	Apolinar Garcia selected from Tacoma
July 15	Lance Blankenship recalled from Tacoma	Nov. 20	Dan Eskew selected from Tacoma
July 15	Doug Jennings recalled from Tacoma	Nov. 20	Lee Tinsley selected from Tacoma
July 15	Willie Randolph placed on 15-day DL, strained right hamstring	Nov. 20	Scott Brosius selected from Tacoma
July 18	Ozzie Canseco recalled from Huntsville	Nov. 27	Jamie Quirk, free agent, agreed to terms
July 18	Scott Hemond recalled from Tacoma	Dec. 3	Joe Turek selected from Cincinnati's Nashville roster (Rule 5 draft)
July 18	Steve Howard optioned to Tacoma	Dec. 3	Eddie Taubensee selected from Cincinnati's Nashville roster (Rule 5 draft)
July 27	Carney Lansford reinstated from 15-day DL	Dec. 3	Willie Wilson, free agent, agreed to terms
July 27	Scott Hemond optioned to Tacoma	Dec. 4	Ernest Riles acquired from San Francisco for Darren Lewis and a PTBNL
July 28	Terry Steinbach reinstated from 21-day DL	Dec. 11	Eric Show, free agent, agreed to terms
July 28	Troy Afenir optioned to Tacoma	Dec. 11	Dave Henderson, new look free agent, agreed to terms
July 29	Joe Bitker selected from Tacoma	Dec. 14	Joe Law unconditionally released
July 29	Ozzie Canseco optioned to Huntsville	Dec. 15	Bob Welch, free agent, agreed to terms
		Dec. 17	Pedro Pena sent to San Francisco to complete Dec. 4 deal
		Dec. 20	Steve Howard non-tender of contract, free agent
		Dec. 20	Jim Corsi non-tender of contract, free agent
		Dec. 20	Dave Otto non-tender of contract, free agent
		Dec. 20	Mike Bordick sent outright to Tacoma
		Jan. 2	Ozzie Canseco unconditionally released
		Jan. 3	Scott Sanderson sold to New York Yankees
		Jan. 7	Vance Law, free agent, agreed to terms

1990 AMERICAN LEAGUE RECAP

FINAL STANDINGS OF CLUBS AT CLOSE OF 1990 SEASON

American League West

	Won	Lost	Pct	GB
Oakland	103	59	.636	-
Chicago	94	68	.580	9
Texas	83	79	.512	20
California	80	82	.494	23
Seattle	77	85	.475	26
Kansas City	75	86	.466	27.5
Minnesota	74	88	.457	29

American League East

	Won	Lost	Pct	GB
Boston	88	74	.543	-
Toronto	86	76	.531	2
Detroit	79	83	.488	9
Cleveland	77	85	.475	11
Baltimore	76	85	.472	11.5
Milwaukee	74	88	.457	14
New York	67	95	.414	21

CLUB BATTING

CLUB	AVG	G	AB	R	H	2B	3B	HR	RBI	SH	SF	HB	BB	IBB	SO	SB	CS
Boston	.272	162	5516	699	1502	298	31	106	660	48	44	28	598	59	795	53	52
Cleveland	.267	162	5485	732	1465	266	41	110	675	54	61	29	458	33	836	107	52
Kansas City	.267	161	5488	707	1465	316	44	100	660	31	54	27	498	32	879	107	62
Minnesota	.265	162	5499	666	1458	281	39	100	625	40	49	53	445	32	749	96	53
Toronto	.265	162	5589	767	1479	263	50	167	729	18	62	28	526	35	970	111	52
California	.260	162	5570	690	1448	237	27	147	646	58	45	28	566	41	1000	69	43
Seattle	.259	162	5474	640	1419	251	26	107	610	41	54	40	596	41	749	105	51
Texas	.259	162	5469	676	1416	257	27	110	641	54	44	34	575	45	1054	115	48
Detroit	.259	162	5479	750	1418	241	32	172	714	36	41	34	634	44	952	82	57
Chicago	.258	162	5402	682	1393	251	44	106	637	75	47	36	478	50	903	140	90
Milwaukee	.256	162	5503	732	1408	247	36	128	680	59	71	33	519	46	821	164	72
Oakland	.254	162	5433	733	1379	209	22	164	693	60	48	46	651	38	992	141	54
Baltimore	.245	161	5410	669	1328	234	22	132	623	72	41	40	660	50	962	94	52
New York	.241	162	5483	603	1322	208	19	147	561	37	36	53	427	41	1027	119	45
TOTALS	.259		76800		19900		460	9154		697		7631		12689		783	
		1133		9746		3559		1795		683		509		587		1503	

CLUB PITCHING

CLUB	W	L	ERA	G	CG	SHO	SV	IP	H	R	ER	HR	HB	BB	IBB	SO	WP	BK
Oakland	103	59	3.18	162	18	16	64	1456.0	1287	570	514	123	27	494	19	831	50	7
Chicago	94	68	3.61	162	17	10	68	1449.1	1313	633	581	106	39	548	27	914	35	11
Seattle	77	85	3.69	162	21	7	41	1443.1	1319	680	592	120	41	606	55	1064	59	12
Boston	88	74	3.72	162	15	13	44	1442.0	1439	664	596	92	45	519	47	997	63	6
California	80	82	3.79	162	21	13	42	1454.0	1482	706	613	106	38	544	25	944	50	6
Texas	83	79	3.83	162	25	9	36	1444.2	1343	696	615	113	44	623	39	997	61	6
Toronto	86	76	3.84	162	6	9	48	1454.0	1434	661	620	143	37	445	44	892	43	5
Kansas City	75	86	3.93	161	18	8	33	1420.2	1449	709	621	116	46	560	45	1006	59	5
Baltimore	76	85	4.04	161	10	5	43	1435.1	1445	698	644	161	16	537	43	776	34	10
Milwaukee	74	88	4.08	162	23	13	42	1445.0	1558	760	655	121	38	469	39	771	47	7
Minnesota	74	88	4.12	162	13	13	43	1435.2	1509	729	658	134	27	489	40	872	55	5
New York	67	95	4.21	162	15	6	41	1444.2	1430	749	676	144	26	618	40	909	83	6
Cleveland	77	85	4.26	162	12	10	47	1427.1	1491	737	676	163	40	518	38	860	50	8
Detroit	79	83	4.39	162	15	12	45	1430.1	1401	754	697	154	45	661	86	856	76	7
TOTALS	1133		3.91	229		637		19900		8758		509		587		775		
	1133	1133		144		20182.1		9746		1796		7631		12689		101		

CLUB FIELDING

CLUB	AVG	G	PO	A	E	TC	DP	TP	PB
Toronto	.986	162	4362	1720	86	6168	144	0	14
Oakland	.986	162	4368	1630	87	6085	152	0	14
Baltimore	.985	161	4306	1651	93	6050	151	1	5
Minnesota	.983	162	4307	1705	101	6113	161	2	11
Cleveland	.981	162	4282	1648	117	6047	146	0	14
Boston	.980	162	4326	1743	123	6192	154	0	7
Chicago	.980	162	4348	1706	124	6178	169	0	13
New York	.980	162	4334	1791	126	6251	164	0	27
Kansas City	.980	161	4262	1598	122	5982	161	0	13
Seattle	.979	162	4330	1730	130	6190	152	0	18
Detroit	.979	162	4291	1774	131	6196	178	0	15
Texas	.979	162	4334	1721	133	6188	161	0	35
California	.978	162	4362	1871	142	6375	186	0	15
Milwaukee	.976	162	4335	1737	149	6221	152	0	11
TOTALS	.981	1133	60547	24025	1664	86236	2231	3	212

A.L. TOP FIVE DEPARTMENTAL LEADERS

BATTING

BATTING AVERAGE

.329	BRETT	KC
.325	R. HENDERSON	OAK
.319	PALMEIRO	TEX
.304	TRAMMELL	DET
.302	BOGGS	BOS
.302	MARTINEZ	SEA

HOME RUNS

51	FIELDER	DET
39	McGWIRE	OAK
37	CANSECO	OAK
35	McGRIFF	TOR
31	GRUBER	TOR

RUNS BATTED IN

132	FIELDER	DET
118	GRUBER	TOR
108	McGWIRE	OAK
101	CANSECO	OAK
96	SIERRA	TEX

RUNS

119	R. HENDERSON	OAK
104	FIELDER	DET
100	REYNOLDS	SEA
98	YOUNT	MIL
97	PHILLIPS	DET

HITS

191	PALMEIRO	TEX
187	BOGGS	BOS
183	KELLY	NY
181	GREENWELL	BOS
179	GRIFFEY, JR.	SEA
179	BRETT	KC

TOTAL BASES

339	FIELDER	DET
303	GRUBER	TOR
295	McGRIFF	TOR
287	GRIFFEY, JR.	SEA
286	BURKS	BOS

DOUBLES

45	REED	BOS
45	BRETT	KC
44	CALDERON	CHI
44	BOGGS	BOS
42	HARPER	MIN

TRIPLES

17	FERNANDEZ	TOR
10	SOSA	CHI
9	JOHNSON	CHI
9	POLONIA	NY-CAL
9	LIRIANO	MIN

STOLEN BASES

65	R. HENDERSON	OAK
43	SAX	NY
42	KELLY	NY
40	COLE	CLE
38	PETTIS	TEX

WALKS

110	McGWIRE	OAK
106	TETTLETON	BAL
99	PHILLIPS	DET
97	R. HENDERSON	OAK
94	McGRIFF	TOR

ON-BASE PERCENTAGE

.439	R. HENDERSON	OAK
.400	McGRIFF	TOR
.397	MARTINEZ	SEA
.387	BRETT	KC
.387	DAVIS	SEA

SLUGGING PERCENTAGE

.592	FIELDER	DET
.577	R. HENDERSON	OAK
.543	CANSECO	OAK
.530	McGRIFF	TOR
.515	BRETT	KC

EXTRA BASE HITS

77	FIELDER	DET
73	GRUBER	TOR
66	BRETT	KC
64	R. HENDERSON	OAK
62	BURKS	BOS

MULTI HIT GAMES

59	BRETT	KC
54	BURKS	BOS
54	BOGGS	BOS
53	GREENWELL	BOS
52	four players	

GRAND SLAMS

3	DAVIS	SEA
2	FIELDER	DET
1	33 players	

PITCHING

EARNED RUN AVERAGE

1.93	CLEMENS	BOS
2.40	FINLEY	CAL
2.56	STEWART	OAK
2.76	APPIER	KC
2.93	STIEB	TOR

WINS

27	WELCH	OAK
22	STEWART	OAK
21	CLEMENS	BOS
18	HANSON	SEA
18	FINLEY	CAL
18	STIEB	TOR

SAVES

57	THIGPEN	CHI
48	ECKERSLEY	OAK
43	JONES	CLE
37	OLSON	BAL
36	RIGHETTI	NY

WINNING PERCENTAGE

.818	WELCH	OAK
.778	CLEMENS	BOS
.750	KING	CHI
.750	STIEB	TOR
.733	JONES	CHI

GAMES STARTED

36	STEWART	OAK
36	MORRIS	DET
35	PEREZ	CHI
35	WELCH	OAK
34	three players	

COMPLETE GAMES

11	STEWART	OAK
11	MORRIS	DET
7	five players	

SHUTOUTS

4	STEWART	OAK
4	CLEMENS	BOS
3	APPIER	KC
3	PEREZ	CHI
3	MORRIS	DET

GAMES

77	THIGPEN	CHI
73	MONTGOMERY	KC
73	WARD	TOR
69	HENNEMAN	DET
69	ROGERS	TEX

INNINGS PITCHED

267.0	STEWART	OAK
249.2	MORRIS	DET
238.0	WELCH	OAK
236.0	HANSON	SEA
236.0	FINLEY	CAL

STRIKEOUTS

232	RYAN	TEX
221	WITT	TEX
211	HANSON	SEA
209	CLEMENS	BOS
195	LANGSTON	CAL

OPP. BATTING AVERAGE

.188	RYAN	TEX
.216	JOHNSON	SEA
.228	CLEMENS	BOS
.230	STIEB	TOR
.231	STEWART	OAK

1990 ALCS BOXSCORES

GAME #1, October 6 at Boston A's 9, Red Sox 1

Dave Stewart and Roger Clemens engaged in a pitcher's duel, and when Clemens left after six innings, the Red Sox had a 1-0 lead on Wade Boggs solo home run in the fourth...after tallying just four hits in the first six innings off Clemens, the A's scored nine runs on nine hits off the Boston bullpen over the final three innings...Stewart, meanwhile, pitched just as well...except for the Boggs home run, he allowed just one runner to reach as far as second and never had more than one runner on base in any inning...the A's tied the game in the seventh inning as Rickey Henderson's sacrifice fly drove in Walt Weiss...Jose Canseco singled to open the eighth, was sacrificed to second and stole third...Carney Lansford then singled him home with the go ahead run...the A's then tied an ALCS record by scoring seven runs in the ninth inning to seal the win.

OAKLAND	AB	R	H	RBI
RHenderson, lf	5	1	2	3
McGee, cf	4	1	0	0
Canseco, rf	2	1	1	1
Baines, dh	3	0	1	0
Blankenship, pr	0	1	0	0
Lansford, 3b	5	1	3	2
Steinbach, C	5	1	3	1
McGwire, 1b	3	1	0	0
Weiss, ss	3	2	0	0
Gallego, 2b	1	0	1	0
Quirk, ph	1	0	1	0
Randolph, pr-2b	2	0	1	1
Totals	34	9	13	8

BOSTON	AB	R	H	RBI
Reed, 2b-ss	3	0	0	0
Quintana, 1b	4	0	0	0
Boggs, 3b	4	1	1	1
Burks, cf	4	0	1	0
Greenwell, lf	4	0	0	0
Evans, dh	2	0	0	0
Brunansky, rf	3	0	1	0
Pena, c	3	0	0	0
Rivera, ss	2	0	1	0
Marshall, ph	1	0	1	0
Kutcher, pr	0	0	0	0
Barrett, 2b	0	0	0	0
Totals	30	1	5	1

Oakland 0 0 0 0 0 0 1 1 7 -- 9
Boston 0 0 0 1 0 0 0 0 0 -- 1

E--Gray. DP--Oakland 1, Boston 1. LOB--Oakland 11, Boston 4. 2B--Lansford, Burks. HR--Boggs (1). SB--Canseco (1), RHenderson (1), McGee (1). CS--Gallego. S--Reed, Baines, McGee. SF--RHenderson, Canseco.

Oakland	IP	H	R	ER	BB	SO
Stewart (W, 1-0)	8	4	1	1	1	3
Eckersley	1	1	0	0	0	0
Boston	IP	H	R	ER	BB	SO
Clemens	6	4	0	0	4	4
Andersen (L, 0-1)	1	2	2	2	1	0
Bolton	.1	0	0	0	0	0
Gray	.2	3	2	1	1	0
Lamp	.1	2	4	4	2	0
Murphy	.2	2	1	1	1	0

Andersen pitched to 1 batter in the 8th, Gray pitched to 2 batters in the 9th.

WP--Clemens. PB--Pena.

Umpires--Garcia, Hirschbeck, Evans, Cooney, Voltaggio, McCoy.

T--3:26. A--35,192.

Game #2, October 7 at Boston A's 4, Red Sox 1

The A's take a 2-0 lead in the best of seven series, coming from behind for the second consecutive game...Oakland starter Bob Welch allows the Red Sox one run over 7 1/3 innings of work...a Carlos Quintana sacrifice fly in the third gives the Red Sox their only run...the A's come right back to tie the game as Willie McGee doubles to lead off the fourth inning...he scores on a Harold Baines single...the Red Sox threaten in the sixth, loading the bases with two outs, but Welch gets out of it and the A's take the lead in the seventh...Mike Gallego and Rickey Henderson single to start the inning, and after a fielder's choice forces Henderson, Jose Canseco walks to load the bases...Baines then grounds out to drive in Gallego with the go ahead run...Welch allows a pair of one-out singles in the eighth, but Rick Honeycutt gets a fielder's choice and Dennis Eckersley retires the final four batters for the save...the A's add two insurance runs in the ninth as Baines doubles home McGee and Mark McGwire singles home Canseco.

OAKLAND	AB	R	H	RBI
RHenderson, lf	5	0	1	0
McGee, cf	5	2	2	0
Canseco, rf	3	1	1	0
Baines, dh	5	0	2	3
Blankenship, pr	0	0	0	0
McGwire, 1b	5	0	2	1
Lansford, 3b	5	0	3	0
Hassey, c	3	0	1	0
Weiss, ss	4	0	0	0
Randolph, 2b	0	0	0	0
Gallego, 2b-ss	3	1	1	0
Totals	38	4	13	4

BOSTON	AB	R	H	RBI	BOSTON	AB	R	H	RBI
Reed, 2b-ss	4	0	1	0	Reed, 2b-ss	4	0	0	0
Quintana, 1b	3	0	0	1	Quintana, 1b	4	0	0	0
Boggs, 3b	4	0	2	0	Boggs, 3b	4	0	2	0
Burks, cf	3	0	1	0	Burks, cf	4	0	1	0
Greenwell, lf	3	0	0	0	Greenwell, lf	3	1	0	0
Evans, dh	4	0	1	0	Evans, dh	4	0	2	0
Brunansky, rf	3	0	0	0	Brunansky, rf	3	0	0	1
Pena, c	4	0	0	0	Pena, c	4	0	3	0
Rivera, ss	2	1	1	0	Kutcher, pr	0	0	0	0
Marshall, ph	1	0	0	0	Rivera, ss	2	0	0	0
Barrett, 2b	0	0	0	0	Marshall, ph	1	0	0	0
Heep, ph	1	0	0	0	Barrett, 2b	0	0	0	0
Totals	32	1	6	1	Heep, ph	1	0	0	0

Oakland	0	0	0	1	0	0	1	0	2	--	4
Boston	0	0	1	0	0	0	0	0	0	--	1

E--Weiss. **DP--**Oakland 1, Boston 2. **LOB--**Oakland 12, Boston 8. **2B--**Evans, Rivera, McGhee, Baines. **SB--**Burks (1), McGee (2). **SF--**Quintana.

Oakland	IP	H	R	ER	BB	SO
Welch (W, 1-0)	7.1	6	1	1	3	4
Honeycutt	.1	0	0	0	0	0
Eckersley (S, 1)	1.1	0	0	0	0	2
Boston	IP	H	R	ER	BB	SO
Kiecker	5.2	6	1	1	1	2
Harris (L, 0-1)	0.1	3	1	1	0	0
Andersen	1	1	0	0	1	1
Reardon	2	3	2	2	1	0

Harris pitched to 2 batters in the 7th, Andersen pitched to 1 batter in the 8th.

HBP--by Kiecker (Gallego), by Reardon (Hasey).

Umpires--Hirschbeck, Evans, Cooney, Voltaggio, McCoy, Garcia.

T--3:42. **A--**35,070.

Game #3, October 9 at Oakland A's 4, Red Sox 1

The A's return home to Oakland and extend their lead in the series to 3-0...the Red Sox once again take a 1-0 lead, scoring off Mike Moore in the second inning...that is the only run Moore and the rest of the pitching staff would allow...the A's took the lead in the fourth, scoring twice off Boston starter Mike Boddicker who went the distance...Jose Canseco led off with a walk and after a Harold Baines single, a double steal put runners on second and third...Dave Henderson delivered a sacrifice fly to tie the game and Willie Randolph's single to right put the A's ahead...Oakland added two unearned runs in the sixth as two Boston errors gave the A's a pair of insurance runs...Randolph added another RBI single and later scored on an error for the A's fourth run...Dennis Eckersley wrapped up the game with his ninth career ALCS save.

OAKLAND	AB	R	H	RBI
RHenderson, lf	4	0	1	0
Lansford, 3b	3	0	0	0
Canseco, rf	3	1	0	0
Baines, dh	3	0	0	0
McGwire, 1b	3	0	0	0
DHenderson, cf	2	0	1	1
Steinbach, c	3	1	0	0
Randolph, 2b	4	0	2	2
Gallego, ss	3	0	1	0
Totals	28	4	6	3

Boston	0	1	0	0	0	0	0	0	--	1	
Oakland	0	0	0	2	0	2	0	0	x	--	4

E--Boddicker, Rivera, Pena. **DP--**Boston 1. **LOB--**Boston 8, Oakland 7. **2B--**Boggs. **SB--**Canseco (2), Baines (1), DHenderson (1). **CS--**Steinbach, RHenderson. **S--**Lansford. **SF--**Brunansky, DHenderson.

Boston	IP	H	R	ER	BB	SO
Boddicker (L, 0-1)	8	6	4	2	3	7
Oakland	IP	H	R	ER	BB	SO
Moore (W, 1-0)	6	4	1	1	1	5
Nelson	1.2	3	0	0	0	0
Honeycutt	.1	0	0	0	0	0
Eckersley (S, 2)	1	1	0	0	0	1

HBP--by Boddicker 2 (McGwire, DHenderson). **Umpires--**Evans, Cooney, Voltaggio, McCoy, Garcia and Hirschbeck. **T--**2:47. **A--**49,026.

Game #4, October 10 at Oakland A's 3, Red Sox 1

Dave Stewart wins his second game of the series to clinch the ALCS, marking the third straight year he has been the winning pitcher in the A's pennant clinching game...the A's score all of their runs in the second inning...Carney Lansford singles with one out and advances to third on a single by Terry Steinbach...Steinbach advances to second on an error by left fielder Mike Greenwell and a fielder's choice by Mark McGwire scores Lansford...Willie Randolph walks to put runners on first and second and Red Sox starter Roger Clemens is ejected by home plate umpire Terry

1990 ALCS BOXSCORES, cont.

Cooney following the play...Mike Gallego then doubles off Tom Bolton to drive in both runners and give the A's a 3-0 lead...Stewart allows two singles and a walk over the first eight innings, retiring 10 straight before allowing a pair of single to start the ninth, giving the Red Sox their only run...Rick Honeycutt comes in to get a double play and a ground out to clinch the A's third consecutive American League pennant.

OAKLAND				AB	R	H	RBI
RHenderson, lf				3	0	1	0
DHenderson, cf				4	0	0	0
Canseco, rf				3	0	0	0
Jennings, rf				1	0	0	0
Baines, dh				3	0	1	0
McGee, pr				0	0	0	0
Hassey, ph				0	0	0	0
Blankenship, pr				0	0	0	0
Lansford, 3b				3	1	1	0
Steinbach, c				3	0	2	0
McGwire, 1b				2	1	0	1
Randolph, 2b				2	1	0	0
Gallego, ss				3	0	1	2
Totals				27	3	6	3

BOSTON				AB	R	H	RBI
Burks, cf				4	1	1	0
Reed, 2b				4	0	1	1
Boggs, 3b				4	0	2	0
Greenwell, lf				4	0	0	0
Pena, c				3	0	0	0
Evans, dh				3	0	0	0
Brunansky, rf				3	0	0	0
Quintana, 1b				2	0	0	0
Rivera, ss				3	0	0	0
Totals				30	1	4	1

Boston	0	0	0	0	0	0	0	0	1	--	1	
Oakland	0	3	0	0	0	0	0	0	0	x	--	3

E--Greenwell. DP--Boston 2, Oakland 1. LOB--Boston 3, Oakland 5. 2B--Gallego, Burks SB--RHenderson (2), Blankenship (1), S--Lansford.

Boston		IP	H	R	ER	BB	SO
Clemens (L, 0-1)		1.2	3	3	3	1	0
Bolton		2.2	2	0	0	2	3
Gray		2.2	1	0	0	0	2
Andersen		1	0	0	0	1	2
Oakland		IP	H	R	ER	BB	SO
Stewart (W, 2-0)		8	4	1	1	1	1
Honeycutt (S, 1)		1	0	0	0	0	0

Umpires--Cooney, Voltaggio, McCoy, Garcia, Hirschbeck and Evans.
T--3:02. A--49,052.

1990 ALCS COMPOSITE STATISTICS

BATTER	AVG.	G	AB	R	H	2B	3B	HR	RBI	SH	SF	HP	BB	SO	SB	CS	DP	E
BAINES	.357	4	14	2	5	1	0	0	3	1	0	0	2	1	1	0	1	0
BLANKENSHIP	.000	3	0	1	0	0	0	0	0	0	0	0	0	0	1	0	0	0
CANSECO	.182	4	11	3	2	0	0	0	1	0	1	0	5	5	2	0	0	0
GALLEGO	.400	4	10	1	4	1	0	0	2	0	0	1	1	1	0	1	0	0
HASSEY	.333	2	3	0	1	0	0	0	0	0	0	1	2	0	0	0	0	0
D. HENDERSON	.167	2	6	0	1	0	0	0	1	0	1	1	0	2	1	0	1	0
R. HENDERSON	.294	4	17	1	5	0	0	0	3	0	1	0	1	2	2	1	0	0
JENNINGS	.000	1	1	0	0	0	0	0	0	0	0	0	0	0	0	0	0	0
LANSFORD	.438	4	16	2	7	1	0	0	2	2	0	0	0	1	0	0	0	0
MCGEE	.222	3	9	3	2	1	0	0	0	1	0	0	1	2	2	0	0	0
MCGWIRE	.154	4	13	2	2	0	0	0	2	0	0	1	3	3	0	0	0	0
QUIRK	1.000	1	1	0	1	0	0	0	0	0	0	0	0	0	0	0	0	0
RANDOLPH	.375	4	8	1	3	0	0	0	3	0	0	0	1	0	0	0	1	0
STEINBACH	.455	3	11	2	5	0	0	0	1	0	0	0	1	2	0	1	1	0
WEISS	.000	2	7	2	0	0	0	0	0	0	0	0	2	2	0	0	0	1
OAKLAND	.299	4	127	20	38	4	0	0	18	4	3	4	19	21	9	3	4	1
BOSTON	.183	4	126	4	23	5	0	1	4	1	2	0	6	16	1	0	3	5
DH	.357	4	14	3	5	1	0	0	3	1	0	0	3	1	2	0	1	0

PITCHER	W	L	ERA	G	GS	CG	SHO	SV	IP	H	R	ER	HR	HB	BB	IBB	SO	WP	BK
BURNS	0	0	--	0	0	0	0	0	0.0	0	0	0	0	0	0	0	0	0	0
ECKERSLEY	0	0	0.00	3	0	0	0	2	3.1	2	0	0	0	0	0	0	3	0	0
HONEYCUTT	0	0	0.00	3	0	0	0	1	1.2	0	0	0	0	0	0	0	0	0	0
KLINK	0	0	--	0	0	0	0	0	0.0	0	0	0	0	0	0	0	0	0	0
MOORE	1	0	1.50	1	1	0	0	0	6.0	4	1	1	0	0	1	0	5	0	0
NELSON	0	0	0.00	1	0	0	0	0	1.2	3	0	0	0	0	0	0	0	0	0
SANDERSON	0	0	--	0	0	0	0	0	0.0	0	0	0	0	0	0	0	0	0	0
STEWART	2	0	1.13	2	2	0	0	0	16.0	8	2	2	1	0	2	0	4	0	0
WELCH	1	0	1.23	1	1	0	0	0	7.1	6	1	1	0	0	3	0	4	0	0
YOUNG	0	0	--	0	0	0	0	0	0.0	0	0	0	0	0	0	0	0	0	0
OAKLAND	4	0	1.00	4	4	0	0	3	36.0	23	4	4	1	0	6	0	16	0	0
BOSTON	0	4	4.50	4	4	1	0	0	34.0	38	20	17	0	4	19	2	21	1	0

1990 WORLD SERIES BOXSCORES

Game #1, October 16 at Cincinnati Reds 7, A's 0

Three Cincinnati pitchers shutout the A's on nine hits as the A's leave 11 men on base...the loss snaps a 10-game post-season winning streak for Oakland...Dave Stewart allows a two-run home run in the first inning to Eric Davis...the Reds add two more in the third and three in the fifth off Todd Burns to cruise to a 7-0 win...former A's pitcher Jose Rijo gets the win, allowing seven hits over the first seven innings...the A's had runners in scoring position in six of the nine innings but could not score...after Burns, the A's bullpen limited the Reds to no runs and three hits over the final 3 1/3 innings.

OAKLAND	AB	R	H	RBI
RHenderson, lf	5	0	3	0
McGee, cf	5	0	1	0
Canseco, rf	2	0	0	0
McGwire, 1b	3	0	0	0
Lansford, 3b	4	0	2	0
Steinbach, c	4	0	1	0
Randolph, 2b	4	0	1	0
Gallego, ss	4	0	0	0
Stewart, p	1	0	0	0
Jennings, ph	1	0	1	0
Burns, p	0	0	0	0
Nelson, p	0	0	0	0
Hassey, ph	1	0	0	0
Sanderson, p	0	0	0	0
Eckersley, p	0	0	0	0
DHenderson, ph	1	0	0	0
Totals	35	0	9	0

CINCINNATI	AB	R	H	RBI
Larkin, ss	4	1	0	0
Hatcher, cf	3	3	3	1
O'Neill, rf	2	1	0	1
Davis, lf	4	2	2	3
Morris, 1b	4	0	1	0
Sabo, 3b	3	0	1	2
Oliver, c	4	0	1	0
Duncan, 2b	3	0	1	0
Rijo, p	3	0	1	0
Dibble, p	0	0	0	0
Benzinger, ph	1	0	0	0
Myers, p	0	0	0	0
Totals	31	7	10	7

Oakland	0	0	0	0	0	0	0	0	0	--	0
Cincinnati	2	0	2	0	3	0	0	0	x	--	7

E--Gallego. DP--Oakland 2, Cincinnati 1. LOB--Oakland 11, Cincinnati 6. 2B--RHenderson 2, Hatcher 2. HR--Davis (1). SB--McGee (1), Lansford (1). CS--Sabo.

Oakland	IP	H	R	ER	BB	SO
Stewart (L, 0-1)	4	3	4	4	4	3
Burns	.2	4	3	3	1	0
Nelson	1.1	2	0	0	1	0
Sanderson	1	1	0	0	0	0
Eckersley	1	0	0	0	0	1
Cincinnati	IP	H	R	ER	BB	SO
Rijo (W, 1-0)	7	7	0	0	2	5
Dibble	1	1	0	0	1	0
Myers	1	1	0	0	0	2

WP--Dibble.

Umpires--Pulli, Roe, Quick, Hendry, Marsh, Barnett.

T--2:38. A--55,830.

Game #2, October 17 at Cincinnati Reds 5, A's 4 (10 innings)

The Reds take a 2-0 lead in the Series, winning in extra innings...the A's score first as Rickey Henderson singles to start the game, steals second, goes to third on a sacrifice and scores on a Jose Canseco groundout...the Reds come back with two in the bottom of the inning, but Oakland scores three times in the third to take a 4-2 lead...Jose Canseco's one-out home run ties the game and a single by Mark McGwire and walks to Dave Henderson and Willie Randolph load the bases...Ron Hassey then delivers a sacrifice fly and Mike Gallego singles for the A's final runs...Oakland could not score off the Cincinnati bullpen, and the Reds tie the game with single runs in the fourth and eighth innings...the Reds win the game in the 10th with three consecutive singles off Dennis Eckersley...with one out Billy Bates delivers a pinch-hit single and Chris Sabo singles before Joe Oliver singles home Bates with the winning run.

OAKLAND	AB	R	H	RBI
RHenderson, lf	4	1	1	0
Lansford, 3b	4	0	1	0
Canseco, rf	5	1	1	2
McGwire, 1b	4	1	2	0
DHenderson, cf	4	1	2	0
Steinbach, c	0	0	0	0
Randolph, 2b	4	0	0	0
Hassey, c	4	0	2	1
Bordick, pr-ss	0	0	0	0
Gallego, ss	4	0	1	1
Baines, ph	1	0	0	0
Eckersley, p	0	0	0	0
Welch, p	3	0	0	0
Honeycutt, p	0	0	0	0
McGee, cf	0	0	0	0
Totals	37	4	10	4

1990 WORLD SERIES BOXSCORES, cont.

CINCINNATI	AB	R	H	RBI
Larkin, ss	5	1	3	0
Hatcher, cf	4	2	4	1
O'Neill, rf	4	0	0	0
Davis, lf	5	0	0	1
Morris, 1b	3	0	0	0
Braggs, ph	1	0	0	1
Dibble, p	0	0	0	0
Bates, ph	1	1	1	0
Sabo, 3b	5	0	3	0
Oliver, c	5	1	2	1
Duncan, 2b	3	0	0	0
Jackson, p	1	0	0	0
Scudder, p	0	0	0	0
Oester, ph	1	0	1	1
Armstrong, p	0	0	0	0
Winningham, ph	1	0	0	0
Charlton, p	0	0	0	0
Benzinger, 1b	1	0	0	0
Totals	40	5	14	5

Oakland	103	000	000	0	--	4
Cincinnati	200	100	010	1	--	5

One out when winning run scored.

E--Jackson, Oliver, Hassey, McGwire. DP--Cincinnati 1. LOB--Oakland 10, Cincinnati 10. 2B--Larkin, Hatcher 2, Oliver. 3B--Hatcher. HR--Canseco (1). SB--RHenderson (1). S--Lansford, Welch. SF--Hassey.

Oakland	IP	H	R	ER	BB	SO
Welch	7.1	9	4	4	2	2
Honeycutt	1.2	2	0	0	1	0
Eckersley (L, 0-1)	.1	3	1	1	0	0
Cincinnati	IP	H	R	ER	BB	SO
Jackson	2.2	6	4	3	2	0
Scudder	1.1	0	0	0	2	2
Armstrong	3	1	0	0	0	3
Charlton	1	1	0	0	0	0
Dibble (W, 1-0)	2	2	0	0	0	2

Umpires--Roe, Quick, Hendry, Marsh, Barnett, Pulli.
T--3:31. A--55,832.

**Game #3, October 19 at Oakland
Reds 8, A's 3**

The Reds bat around in the third inning, scoring seven times, to take a 3-0 lead in the series...a Chris Sabo home run in the second put Cincinnati ahead, but the A's scored twice in the bottom of the inning to take the lead...Dave Henderson singled to start the inning and Harold Baines followed with a home run...the Reds then scored seven in the third, only one of which was earned...Sabo hit his second home run of the game, a two-run shot to highlight the scoring...Oakland starter Mike Moore yielded six of the runs and Scott Sanderson two...Rickey Henderson homered to lead off the A's half of third and that

concluded the scoring for the game...the A's had only three hits and a pair of walks the rest of the way.

CINCINNATI	AB	R	H	RBI
Larkin, ss	5	0	2	1
Hatcher, cf	5	1	2	0
O'Neill, rf	3	1	1	0
Davis, lf	5	1	2	1
Morris, dh	4	0	0	1
Sabo, 3b	4	2	2	3
Benzinger, 1b	5	1	2	0
Oliver, c	5	1	2	1
Duncan, 2b	4	1	1	1
Totals	40	8	14	8

OAKLAND	AB	R	H	RBI
RHenderson, lf	3	1	1	1
Lansford, 3b	3	0	0	0
Canseco, rf	4	0	0	0
DHenderson, cf	4	1	1	0
Baines, dh	4	1	1	2
McGwire, 1b	4	0	1	0
Steinbach, c	4	0	0	0
Randolph, 2b	4	0	3	0
Gallego, ss	2	0	0	0
McGee, ph	1	0	0	0
Bordick, ss	0	0	0	0
Blankenship, ph	1	0	0	0
Totals	34	3	7	3

Cincinnati	0	1	7	0	0	0	0	0	--	8	
Oakland	0	2	1	0	0	0	0	0	0	--	3

E--McGwire, Oliver. DP--Oakland 2. LOB--Cincinnati 9, Oakland 6. 2B--DHenderson, Oliver. 3B--Larkin. HR--Sabo 2 (2), Baines (1), RHenderson (1). SB--Duncan (1), O'Neill (1), RHenderson (2), Randolph (1).

Cincinnati	IP	H	R	ER	BB	SO
Browning (W, 1-0)	6	6	3	3	2	2
Dibble	1.2	0	0	0	0	2
Myers	1.1	1	0	0	0	1
Oakland	IP	H	R	ER	BB	SO
Moore (L, 0-1)	2.2	8	6	2	0	1
Sanderson	2	3	2	2	1	0
Klink	0	0	0	0	1	0
Nelson	3.2	1	0	0	1	0
Burns	1	1	0	0	1	0
Young	1	1	0	0	0	0

Klink pitched to 1 batter in the 4th, Browning pitched to 1 batter in the 7th.

WP--Sanderson, Burns.

Umpires--Quick, Hendry, Marsh, Froemming, Pulli, Roe.

T--3:01. A--48,269.

**Game #4, October 20 at Oakland
Reds 2, A's 1**

World Series MVP Jose Rijo defeats the A's for the second time to give the Reds a sweep...a Willie McGee double and a Carney Lansford single in the first inning give the A's a 1-0 lead...Rijo then allows two walks

in the second inning before retiring 20 consecutive batters...Randy Myers retires the final two batters for the save...Dave Stewart went the distance for the A's, shutting out Cincinnati over the first seven innings on five hits...in the eighth, Barry Larkin and Herm Winningham single to lead off the inning and Paul O'Neill reaches base on Stewart's error on an attempted sacrifice to load the bases...a Glenn Braggs fielder's choice and a Hal Morris sacrifice fly accounted for Cincinnati's scoring.

OAKLAND	AB	R	H	RBI
RHenderson, lf	3	0	0	0
McGee, rf	4	1	1	0
DHenderson, cf	4	0	0	0
Baines, dh	2	0	0	0
Canseco, ph	1	0	0	0
Lansford, 3b	4	0	1	1
Quirk, c	3	0	0	0
McGwire, 1b	3	0	0	0
Randolph, 2b	3	0	0	0
Gallego, ss	1	0	0	0
Hassey, ph	1	0	0	0
Bordick, ss	0	0	0	0
Totals	29	1	2	1

Cincinnati	0	0	0	0	0	0	2	0	--	2
Oakland	1	0	0	0	0	0	0	0	0	-1

CINCINNATI	AB	R	H	RBI
Larkin, ss	3	1	1	0
Hatcher, cf	0	0	0	0
Winningham, cf	3	1	2	0
O'Neill, rf	3	0	0	0
Davis, lf	0	0	0	0
Braggs, ph-lf	3	0	0	1
Morris, dh	3	0	0	1
Sabo, 3b	4	0	3	0
Benzinger, 1b	4	0	0	0
Oliver, c	4	0	1	0
Duncan, 2b	4	0	0	0
Totals	31	2	7	2

E--Oliver, Stewart. DP--Oakland 1. LOB--Cincinnati 7, Oakland 4. 2B--McGee, Oliver, Sabo. SB--Gallego (1), RHenderson (3). CS--Hatcher. S--O'Neill. SF--Morris.

Cincinnati	IP	H	R	ER	BB	SO
Rijo (W, 2-0)	8.1	2	1	1	3	9
Myers (S, 1)	2	0	0	0	0	0

Oakland	IP	H	R	ER	BB	SO
Stewart (L, 0-2)	9	7	2	1	2	2

HBP--by Stewart (Hatcher). Umpires--Hendry, Marsh, Froemming, Pulli, Roe and Quick. T--2:48. A--48,613.

1990 WORLD SERIES COMPOSITE STATISTICS

BATTER	AVG.	G	AB	R	H	2B	3B	HR	RBI	SH	SF	HP	BB	SO	SB	CS	DP	E
BAINES	.143	3	7	1	1	0	0	1	2	0	0	0	1	2	0	0	0	0
BLANKENSHIP	.000	1	1	0	0	0	0	0	0	0	0	0	0	1	0	0	0	0
BORDICK	.000	3	0	0	0	0	0	0	0	0	0	0	0	0	0	0	0	0
CANSECO	.083	4	12	1	1	0	0	1	2	0	0	0	2	3	0	0	1	0
GALLEGRO	.091	4	11	0	1	0	0	0	1	0	0	0	1	3	1	0	0	1
HASSEY	.333	3	6	0	2	0	0	0	1	0	1	0	0	0	0	0	0	0
D. HENDERSON	.231	4	13	2	3	1	0	0	0	0	0	0	1	3	0	0	0	1
R. HENDERSON	.333	4	15	2	5	2	0	1	1	0	0	0	3	4	3	0	0	0
JENNINGS	1.000	1	1	0	1	0	0	0	0	0	0	0	0	0	0	0	0	0
LANSFORD	.267	4	15	0	4	0	0	0	1	1	0	0	1	0	1	0	0	0
McGEE	.200	4	10	1	2	1	0	0	0	0	0	0	2	1	0	1	0	0
McGWIRE	.214	4	14	1	3	0	0	0	0	0	0	0	2	4	0	0	0	2
QUIRK	.000	1	3	0	0	0	0	0	0	0	0	0	0	2	0	0	0	0
RANDOLPH	.267	4	15	0	4	0	0	0	0	0	0	0	1	0	1	0	0	0
STEINBACH	.125	3	8	0	1	0	0	0	0	0	0	0	1	0	0	0	0	0
STEWART	.000	2	1	0	0	0	0	0	0	0	0	0	1	0	0	0	0	1
WELCH	.000	1	3	0	0	0	0	0	0	1	0	0	0	2	0	0	0	0
OAKLAND	.207	4	135	8	28	4	0	3	8	2	1	0	12	28	7	0	2	5
CINCINNATI	.317	4	142	22	45	9	2	3	22	1	1	1	15	9	2	2	5	4

DH	.143	2	7	1	1	0	0	1	2	0	0	0	1	1	0	0	0	0
----	------	---	---	---	---	---	---	---	---	---	---	---	---	---	---	---	---	---

PITCHER	W	L	ERA	G	GS	CG	SHO	SV	IP	H	R	ER	HR	HB	BB	IBB	SO	WP	BK
BURNS	0	0	16.20	2	0	0	0	0	1.2	5	3	3	0	0	2	0	0	1	0
ECKERSLEY	0	1	6.75	2	0	0	0	0	1.1	3	1	1	0	0	0	0	1	0	0
HONEYCUTT	0	0	0.00	1	0	0	0	0	1.2	2	0	0	0	0	1	1	0	0	0
KLINK	0	0	---	1	0	0	0	0	0.0	0	0	0	0	0	1	0	0	0	0
MOORE	0	1	6.75	1	1	0	0	0	2.2	8	6	2	2	0	0	0	1	0	0
NELSON	0	0	0.00	2	0	0	0	0	5.0	3	0	0	0	0	2	0	0	0	0
SANDERSON	0	0	10.80	2	0	0	0	0	1.2	4	2	2	0	0	1	0	0	1	0
STEWART	0	2	3.46	2	2	1	0	0	13.0	10	6	5	1	1	6	0	5	0	0
WELCH	0	0	4.91	1	1	0	0	0	7.1	9	4	4	0	0	2	0	2	0	0
YOUNG	0	0	0.00	1	0	0	0	0	1.0	1	0	0	0	0	0	0	0	0	0
OAKLAND	0	4	3.82	4	4	1	0	0	35.1	45	22	15	3	1	15	1	9	2	0
CINCINNATI	4	0	1.70	4	4	0	1	1	37.0	28	8	7	3	0	12	1	28	1	0

1990 TEAM LEADERS

BATTING AVERAGE

.325	RHenderson
.274	Canseco
.271	DHenderson
.268	Lansford
.265	Weiss

TOTAL BASES

282	RHenderson
261	Canseco
256	McGwire
210	DHenderson
162	Lansford

WALKS

110	McGwire
97	RHenderson
72	Canseco
46	Weiss
45	Lansford

GAMES

156	McGwire
140	Gallego
138	Weiss
136	RHenderson
134	Lansford

DOUBLES

33	RHenderson
28	DHenderson
17	Weiss
16	McGwire
15	2 tied

STOLEN BASES

65	RHenderson
19	Canseco
16	Lansford
9	Weiss
8	Jose

AT BATS

523	McGwire
507	Lansford
489	RHenderson
481	Canseco
450	DHenderson

TRIPLES

3	RHenderson
3	Randolph
2	6 with

SLUGGING PERCENTAGE

.577	RHenderson
.543	Canseco
.489	McGwire
.467	DHenderson
.372	Steinbach

RUNS

119	RHenderson
87	McGwire
83	Canseco
65	DHenderson
58	Lansford

HOME RUNS

39	McGwire
37	Canseco
28	RHenderson
20	DHenderson
9	Steinbach

ON-BASE PERCENTAGE

.439	RHenderson
.371	Canseco
.370	McGwire
.337	Weiss
.333	Lansford

HITS

159	RHenderson
136	Lansford
132	Canseco
123	McGwire
122	DHenderson

RUNS BATTED IN

108	McGwire
101	Canseco
63	DHenderson
61	RHenderson
57	Steinbach

WINS

27	Welch
22	Stewart
17	Sanderson
13	Moore
9	Young

COMPLETE GAMES

11	Stewart
3	Moore
2	Sanderson
2	Welch

INNINGS PITCHED

267.0	Stewart
238.0	Welch
206.1	Sanderson
199.1	Moore
124.1	Young

ERA

0.61	Eckersley
1.57	Nelson
2.04	Klink
2.56	Stewart
2.70	Honeycutt

SHUTOUTS

4	Stewart
2	Welch
1	Sanderson

STRIKEOUTS

166	Stewart
128	Sanderson
127	Welch
73	Eckersley
73	Moore

APPEARANCES

63	Eckersley
63	Honeycutt
51	Nelson
43	Burns
40	Klink

SAVES

48	Eckersley
7	Honeycutt
5	Nelson
3	Burns
1	Klink

OPP. BATTING AVERAGE

.160	Eckersley
.204	Honeycutt
.208	Nelson
.231	Stewart
.233	Klink

DID YOU KNOW...

That 12 of the 37 players on the A's 40-man roster were first round selections in the June free agent draft. Of the 12, two were the first picks in the draft. Harold Baines was selected first in 1977 by the Chicago White Sox and Mike Moore was the number one pick in the 1981 draft by the Seattle Mariners. The others were Reggie Harris (26th pick, Boston Red Sox, 1987), Scott Hemond (12th pick, Oakland A's, 1986), Dave Henderson (26th pick, Seattle Mariners, 1977), Mark McGwire (10th pick, Oakland A's, 1984), Jamie Quirk (18th pick, Kansas City Royals, 1972), Lee Tinsley (11th pick, Oakland A's, 1987), Todd Van Poppel (14th pick, Oakland A's, 1990), Walt Weiss (11th pick, Oakland A's, 1985), Bob Welch (20th pick, Los Angeles Dodgers, 1977) and Willie Wilson (18th pick, Kansas City Royals, 1974)

***THE ATHLETICS:
A HISTORY***



OAKLAND A's CAREER BATTING LEADERS

GAMES	HITS	HOME RUNS	EXTRA-BASE HITS
Bando	1410	Campaneris 1355	Jackson 268
Jackson	1311	Bando 1279	Bando 192
Campaneris	1295	Jackson 1207	Canseco 165
Green	1288	Lansford 1186	McGwire 156
Murphy	1213	Henderson, R. 1099	Murphy 153
Rudi	1107	Rudi 1087	Tenace 121
Lansford	1063	Murphy 999	Rudi 116
Henderson, R.	1012	Green 960	Armas 111
Gross	876	Canseco 715	Kingman 100
Phillips	835	Davis, M. 680	Henderson, R. 88
			Gross 88

AT-BATS	DOUBLES	RUNS BATTED IN	BATTING AVERAGE
Campaneris	5159	Jackson 230	(Min. 500 at-bats)
Bando	4991	Rudi 216	Henderson, R. .296
Jackson	4568	Bando 212	Lansford .292
Lansford	4056	Henderson, R. 175	Polonia .288
Murphy	4047	Campaneris 175	Washington, C. .285
Green	4007	Lansford 171	Revering .279
Rudi	3993	Green 145	Cater .277
Henderson, R.	3711	Davis, M. 143	Steinbach .275
Canseco	2644	Murphy 129	Henderson, D. .274
Phillips	2588	Canseco 124	Griffin .273
			Hill .273

RUNS	TRIPLES	TOTAL BASES	SLUGGING PCT.
Henderson, R.	777	Campaneris 39	(Min. 500 at-bats)
Jackson	743	Henderson, R. 34	McGwire .512
Bando	725	Rudi 32	Canseco .511
Campaneris	722	Monday 28	Jackson .501
Murphy	614	Phillips 25	Epstein .468
Lansford	552	Jackson 23	Henderson, D. .453
Rudi	487	North 23	Revering .452
Green	427	Green 23	Kingman .450
Canseco	425	Bando 22	Tenace .435
North	379	Lansford 22	Armas .434
			Henderson, R. .433
			Davis, M. .433

OAKLAND A's CAREER PITCHING LEADERS

GAMES	GAMES STARTED	INNINGS PITCHED	SAVES
Fingers	502	Blue 262	Eckersley 142
Lindblad	361	Hunter 260	Fingers 136
Blue	273	Odom 214	Langford 1468.0
Hunter	268	Langford 195	Stewart 1211.0
Langford	248	Stewart 163	McCatty 1190.0
Eckersley	228	McCatty 161	Norris 1124.0
Lacey	227	Norris 157	Holtzman 1083.0
McCatty	221	Keough, M. 155	Keough, M. 1060.0
Odom	220	Holtzman 153	Fingers 1017.1
Nelson	209	Young, C. 151	Odom 971.0
			Lacey 22

WINS	ERA (Min. 200 IP)	SHUTOUTS	STRIKEOUTS
Hunter	131	Eckersley 2.06	Blue 28
Blue	124	Nash 2.75	Hunter 24
Stewart	93	Segui 2.78	Holtzman 13
Holtzman	77	Burns 2.79	Odom 11
Langford	73	Torrez 2.87	Dobson 10
Odom	71	Fingers 2.91	Langford 10
Fingers	67	Holtzman 2.92	Stewart 8
Welch	64	Blue 2.95	Nash 7
McCatty	63	Lindblad 2.98	Norris 7
Young, C.	60	Knowles 2.99	Keough, M. 7
			McCatty 7
			Blue 1315
			Hunter 1139
			Stewart 820
			Fingers 784
			Odom 675
			Langford 654
			Norris 636
			Dobson 557
			McCatty 541
			Holtzman 530

OAKLAND A's YEAR-BY-YEAR

YEAR	Pos.	W-L	Pct.	GA/GB	Manager	Home	Road
1968	6	82-80	.506	-21	Bob Kennedy	44-38	38-42
1969	2	88-74	.543	-9	Hank Bauer (80-69) John McNamara (8-5)	49-32	39-42
1970	2	89-73	.549	-9	John McNamara	49-32	40-41
1971	1*	101-60	.627	+16	Dick Williams	46-35	55-25
1972	1**	93-62	.600	+5 1/2	Dick Williams	48-29	45-33
1973	1**	94-68	.580	+6	Dick Williams	50-31	44-37
1974	1**	90-72	.556	+5	Alvin Dark	49-32	41-40
1975	1*	98-64	.605	+7	Alvin Dark	54-27	44-37
1976	2	87-74	.540	-2 1/2	Chuck Tanner	51-30	36-44
1977	7	63-98	.391	-38 1/2	Jack McKeon (26-27) Bobby Winkles (37-71)	35-46	28-52
1978	6	69-93	.426	-23	Bobby Winkles (24-15) Jack McKeon (45-78)	38-42	31-51
1979	7	54-108	.333	-34	Jim Marshall	31-50	23-58
1980	2	83-79	.512	-14	Billy Martin	46-35	37-44
1981	1*	64-45	.587	+5	Billy Martin	35-21	29-24
1982	5	68-94	.420	-25	Billy Martin	36-45	32-49
1983	4	74-88	.457	-25	Steve Boros	42-39	32-49
1984	4	77-85	.475	-7	Steve Boros (20-24) Jackie Moore (57-61)	44-37	33-48
1985	4	77-85	.475	-14	Jackie Moore	43-36	34-49
1986	3t	76-86	.469	-16	Tony La Russa (45-34) Jackie Moore (29-44) Jeff Newman (2-8)	30-15 16-16 1-5	15-19 13-28 1-3
1987	3	81-81	.500	-4	Tony La Russa	42-39	39-42
1988	1*	104-58	.642	+13	Tony La Russa	54-27	50-31
1989	1**	99-63	.611	+7	Tony La Russa	54-27	45-36
1990	1*	103-59	.635	+9	Tony La Russa	51-30	52-29
TOTALS		1914-1749	.523			1038-796	876-953

* AL Western Division Champions

** World Champions

A'S vs. AL OPPONENTS (1968-1990)

WESTERN DIVISION	HOME		AWAY		TOTAL	
	Won	Lost	Won	Lost	Won	Lost
California	103	71	98	73	201	144
Chicago	89	84	82	88	171	172
Kansas City	97	64	71	91	168	155
Minnesota	96	72	71	104	167	176
Seattle	63	28	52	37	115	65
Texas/Washington	84	73	74	89	158	162
TOTALS vs. WEST	532	392	448	482	980	874
EASTERN DIVISION	HOME		AWAY		TOTAL	
	Won	Lost	Won	Lost	Won	Lost
Baltimore	66	77	62	73	128	150
Boston	79	61	53	86	132	147
Cleveland	85	51	76	60	161	111
Detroit	74	62	55	78	129	140
Milwaukee/Seattle	85	51	73	63	158	114
New York	73	64	61	76	134	140
Toronto	44	38	48	35	92	73
TOTALS vs. EAST	506	404	428	471	934	875

DID YOU KNOW...

Since 1900, four teams have swept season series, and the A's have been involved in two of them. In 1978 Baltimore won all 11 games against Oakland, but in 1990, the A's were 12-0 against the New York Yankees. The other two times involved Baltimore and Kansas City. Baltimore was 12-0 against Kansas City in 1970, but the Royals won all 12 against the Orioles in 1988.

A's vs. THE AMERICAN LEAGUE (1968-90)

vs. Year	BALT W-L	BOS W-L	CAL W-L	CHI W-L	CLEV W-L	DET W-L	KC W-L	MIL W-L	MINN W-L	NY W-L	SEA W-L	TEX W-L	TOR W-L	WASH W-L	TOT W-L
1968	9-9	10-8	13-5	8-10	12-6	5-13			10-8	8-10				7-11	82-80
1969	4-8	8-4	12-6	10-8	7-5	5-7	10-8		5-13	6-6	13-5			8-4	88-74
1970	5-7	5-7	10-8	16-2	5-7	6-6	11-7	10-8	5-13	6-6				10-2	89-73
1971	4-7	9-3	11-7	7-11	8-4	8-4	13-5	15-3	10-8	7-5				9-3	101-60
1972	6-6	3-9	10-8	8-7	10-2	8-4	11-7	8-4	9-8	9-3		11-4			93-62
1973	7-5	8-4	12-6	12-6	9-3	5-7	10-8	8-4	4-14	8-4		11-7			94-68
1974	6-6	4-8	12-6	11-7	7-5	7-5	10-8	7-5	13-5	5-7		8-10			90-72
1975	8-4	6-6	11-7	9-9	10-2	6-6	11-7	7-5	12-6	6-6		12-6			98-64
1976	8-4	8-4	12-6	9-8	8-4	6-6	9-9	7-5	7-11	6-6		7-11			87-74
1977	2-8	3-8	10-5	5-10	3-7	5-5	6-9	5-5	6-8	2-9	7-8	2-13	7-3		63-98
1978	0-11	5-5	6-9	8-7	6-4	4-6	5-10	1-9	6-9	2-8	13-2	6-9	7-4		69-93
1979	4-8	3-9	3-10	4-9	4-8	5-7	4-9	6-6	4-9	3-9	8-5	2-11	4-8		54-108
1980	5-7	3-9	10-3	7-6	6-6	6-6	7-6	5-7	7-6	4-8	8-5	7-6	8-4		83-79
1981	5-7	5-7	8-2	6-7	2-3	2-1	3-3	2-4	8-2	3-4	6-1	4-2	10-2		64-45
1982	5-7	4-8	4-9	4-9	8-4	3-9	6-7	5-7	10-3	5-7	6-7	5-8	3-9		68-94
1983	4-8	4-8	8-5	5-8	5-7	6-6	6-7	6-6	9-4	4-8	9-4	2-11	6-6		74-88
1984	6-6	5-7	6-7	7-6	5-7	3-9	8-5	8-4	5-8	4-8	8-5	8-5	4-8		77-85
1985	5-7	4-8	7-6	5-8	9-3	4-8	5-8	9-3	5-8	5-7	8-5	6-7	5-7		77-85
1986	7-5	5-7	3-10	5-7	3-10	6-6	5-8	7-5	7-6	7-5	10-3	3-10	8-4		76-86
1987	5-7	8-4	7-6	4-9	8-4	7-5	8-5	6-6	3-10	7-5	5-8	6-7	7-5		81-81
1988	8-4	9-3	9-4	8-5	8-4	8-4	5-8	9-3	8-5	6-6	9-4	8-5	9-3		104-58
1989	7-5	5-7	8-5	8-5	10-2	8-4	6-7	7-5	7-6	9-3	9-4	8-5	7-5		99-63
1990	8-4	8-4	9-4	5-8	8-4	6-6	9-4	7-5	7-6	12-0	9-4	8-5	7-5		103-59
Totals		132-147		171-172		129-140		145-109		134-140		124-142		34-20	
		128-150		201-144		161-111		168-155		167-176		115-65		92-73	

MONTH-BY-MONTH (1968-90)

Year	April	May	June	July	August	September	October
1968	8-10	13-14	17-12	15-15	16-17	13-12	-
1969	11-8	12-13	17-9	18-11	16-15	13-17	1-1
1970	8-12	17-11	17-10	15-12	13-17	18-11	1-0
1971	17-8	16-10	17-8	14-13	20-8	14-13	-
1972	7-4	18-8	18-11	16-15	14-13	18-10	2-1
1973	9-11	15-13	18-11	17-12	20-7	15-14	-
1974	10-10	17-11	14-14	20-8	15-14	14-13	0-2
1975	12-8	16-10	20-9	18-11	15-16	17-10	-
1976	9-8	12-17	15-13	17-11	17-12	16-11	1-2
1977	12-9	10-15	10-17	10-19	10-18	11-18	0-2
1978	16-5	11-15	11-18	17-13	7-21	7-20	0-1
1979	8-14	9-19	5-24	8-20	14-15	10-16	-
1980	12-8	13-13	7-21	19-10	14-14	16-11	2-2
1981	18-3	13-17	6-3	-	10-9	15-12	2-1
1982	11-11	12-16	10-18	11-15	14-15	9-17	1-2
1983	11-9	11-16	14-15	12-17	17-13	8-16	1-2
1984	14-10	9-17	15-14	10-18	14-14	14-11	-
1985	9-12	13-12	17-10	13-14	15-14	8-20	2-3
1986	11-10	12-16	7-22	14-12	17-11	13-13	2-2
1987	9-14	15-10	16-11	12-15	15-14	12-15	2-2
1988	16-7	19-8	13-14	16-12	20-9	19-7	1-1
1989	18-8	16-10	13-14	16-10	18-11	17-10	1-0
1990	14-5	18-9	15-12	17-14	18-9	20-8	1-2
TOTALS	270-204	317-300	312-310	325-287	349-306	317-305	20-26
PCT.	.570	.514	.502	.531	.533	.510	.435

OAKLAND A's TOP HITTING STREAKS

24 games	CARNEY LANSFORD (1984)	16 games	Danny Cater (1969)
19 games	CARNEY LANSFORD (1983)		Gene Tenace (1975)
	CARNEY LANSFORD (1989)	15 games	Bert Campaneris (1968)
17 games	Joe Rudi (1972)		Bert Campaneris (1971)
	Bert Campaneris (1972)		Billy North (1973)
	Mike Edwards (1978)		Reggie Jackson (1974)
	Donnie Hill (1985)		Bert Campaneris (1974)
	Luis Polonia (1987)		TERRY STEINBACH (1989)
	CARNEY LANSFORD (1988)		

THE ATHLETICS 1901-1990

YEAR	W	L	PCT.	POS.	MANAGER	ATTENDANCE
PHILADELPHIA						
1901	74	62	.544	4	Connie Mack	206,329
1902	83	53	.610	1**	Connie Mack	442,473
1903	75	60	.556	2	Connie Mack	420,078
1904	81	70	.536	5	Connie Mack	512,294
1905	92	56	.622	1***	Connie Mack	554,576
1906	78	67	.538	4	Connie Mack	489,129
1907	88	57	.607	2	Connie Mack	625,581
1908	68	85	.444	6	Connie Mack	455,062
1909	95	58	.621	2	Connie Mack	674,915
1910	102	48	.680	1***	Connie Mack	588,095
1911	101	50	.669	1***	Connie Mack	605,749
1912	90	62	.592	3	Connie Mack	517,653
1913	96	57	.627	1***	Connie Mack	571,896
1914	99	53	.651	1**	Connie Mack	346,641
1915	43	109	.283	8	Connie Mack	146,223
1916	36	117	.235	8	Connie Mack	184,471
1917	55	98	.359	8	Connie Mack	221,432
1918	52	76	.406	8	Connie Mack	177,926
1919	36	104	.257	8	Connie Mack	225,209
1920	48	106	.312	8	Connie Mack	287,888
1921	53	100	.346	8	Connie Mack	344,430
1922	65	89	.422	7	Connie Mack	425,356
1923	69	83	.454	6	Connie Mack	534,122
1924	71	81	.467	5	Connie Mack	531,992
1925	88	64	.579	2	Connie Mack	869,703
1926	83	67	.553	3	Connie Mack	714,308
1927	91	63	.591	2	Connie Mack	605,529
1928	98	55	.641	2	Connie Mack	689,756
1929	104	46	.693	1***	Connie Mack	839,176
1930	102	52	.662	1***	Connie Mack	721,663
1931	107	45	.704	1**	Connie Mack	627,464
1932	94	60	.610	2	Connie Mack	405,500
1933	79	72	.523	3	Connie Mack	297,138
1934	68	82	.453	5	Connie Mack	305,847
1935	58	91	.389	8	Connie Mack	233,173
1936	53	100	.346	8	Connie Mack	285,173
1937	54	97	.358	7	Connie Mack	430,733
1938	53	99	.349	8	Connie Mack	385,357
1939	55	97	.362	7	Connie Mack	395,022
1940	54	100	.351	8	Connie Mack	432,145
1941	64	90	.416	8	Connie Mack	528,894
1942	55	99	.357	8	Connie Mack	423,387
1943	49	105	.318	8	Connie Mack	376,735
1944	72	82	.468	5	Connie Mack	505,322
1945	52	98	.347	8	Connie Mack	462,631
1946	49	105	.318	8	Connie Mack	621,793
1947	78	76	.506	5	Connie Mack	911,566
1948	84	70	.545	4	Connie Mack	945,076
1949	81	73	.526	5	Connie Mack	816,514
1950	52	102	.338	8	Connie Mack	809,805
1951	70	84	.455	6	Jimmie Dykes	465,469
1952	79	75	.513	4	Jimmie Dykes	627,100
1953	59	95	.383	7	Jimmie Dykes	362,113
1954	51	103	.331	8	Ed Joost	304,666
KANSAS CITY						
1955	63	91	.409	6	Lou Boudreau	1,393,054
1956	52	102	.338	8	Lou Boudreau	1,015,154
1957	59	94	.386	7	Lou Boudreau/Harry Craft	901,067
1958	73	81	.474	7	Harry Craft	925,090
1959	66	88	.429	7	Harry Craft	963,683
1960	58	96	.377	8	Bob Elliot	774,994
1961	61	100	.379	9	Joe Gordon/Hank Bauer	683,817
1962	72	90	.444	9	Hank Bauer	635,675
1963	73	89	.451	8	Ed Lopat	762,364
1964	57	105	.352	10	Ed Lopat/Mel McGaha	642,478
1965	59	103	.364	10	Mel McGaha/Haywood Sullivan	528,344
1966	74	86	.481	7	Alvin Dark	773,829
1967	62	99	.385	10	Alvin Dark/Luke Appling	726,639

THE ATHLETICS 1901-1990, cont.

OAKLAND	W	L	PCT.	POS	MANAGER	ATTENDANCE
1968	82	80	.506	6	Bob Kennedy	837,466
1969	88	74	.543	2	Hank Bauer/John McNamara	778,232
1970	89	73	.549	2	John McNamara	778,355
1971	101	60	.627	1*	Dick Williams	914,993
1972	93	62	.600	1***	Dick Williams	921,923
1973	94	68	.580	1***	Dick Williams	1,000,761
1974	90	72	.556	1***	Alvin Dark	837,150
1975	98	64	.605	1*	Alvin Dark	1,075,518
1976	87	74	.540	2	Chuck Tanner	780,593
1977	63	98	.391	7	Jack McKeon/Bobby Winkles	495,412
1978	69	93	.426	6	Bobby Winkles/Jack McKeon	526,999
1979	54	108	.333	7	Jim Marshall	306,763
1980	83	79	.512	2	Billy Martin	842,259
1981	64	45	.587	1*	Billy Martin	1,311,761
1982	68	94	.420	5	Billy Martin	1,735,489
1983	74	88	.457	4	Steve Boros	1,294,941
1984	77	85	.475	4	Steve Boros/Jackie Moore	1,353,231
1985	77	85	.475	4	Jackie Moore	1,334,609
1986	76	86	.469	3	Jackie Moore/Jeff Newman/Tony La Russa	1,314,646
1987	81	81	.500	3	Tony La Russa	1,678,921
1988	104	58	.642	1**	Tony La Russa	2,287,335
1989	99	63	.611	1***	Tony La Russa	2,667,225
1990	103	59	.635	1**	Tony La Russa	2,900,217
TOTALS	6629	7221	.479			

Philadelphia A's (1901-54) 3886-4248

Kansas City A's (1955-67) 829-1224

Oakland A's (1968-90) 1914-1749

***World Champions (9 times)

**American League Champions (15 times)

*Western Division Champions (9 times)

THE A's BEFORE OAKLAND

Season Records Set by Philadelphia A's Prior to 1955

PITCHING	NAME	RECORD	YEAR
Games Won	Jack Coombs; "Lefty" Grove	31	1910;1931
Games Started	Rube Waddell	46	1904
Complete Games	Rube Waddell	36	1904
Innings Pitched	Rube Waddell	384	1904
Bases on Balls	Elmer Myers	168	1916
Strikeouts	Rube Waddell	349	1904
Shutouts	Jack Coombs	13	1910

BATTING	NAME	RECORD	YEAR
Average	Nap Lajoie	.422	1901
Runs	Elmer Myers	169	1916
Hits	Al Simmons	253	1925
Two Base Hits	Al Simmons	53	1926
Three Base Hits	Frank Baker	21	1912
Home Runs	Jimmy Foxx	58	1932
Runs Batted In	Jimmy Foxx	169	1932
Stolen Bases	Eddie Collins	81	1910
Strikeouts (Most)	Eddie Joost	110	1947
Strikeouts (Fewest)	Dick Siebert	17	1942
Base on Balls	Eddie Joost	149	1949
Hitting Streak (Games)	Billy Lamar	29	1925

DID YOU KNOW...

Only the New York Yankees have won more World Series than the Athletics franchise. The Yankees have won 22 titles while the Athletics won five in Philadelphia and four in Oakland. The St. Louis Cardinals have also won nine world titles. The Dodgers franchise has won six and Boston, Pittsburgh, Cincinnati and the Giants franchise have won five each.

TEAM	RECORD	YEAR
Home Runs by Pinch Hitters	6	1952
Home Runs with Bases Filled	8	1932
Highest Batting Average	.307	1925
Lowest Batting Average	.223	1908
Most .300 hitters	11	1927
Most Errors	317	1901
Fewest Errors	113	1948
Consecutive Errorless Games	7	1951
Games Won	107	1931
Games Lost	117	1916
Shutouts Won	27	1909
Shutouts Lost	24	1943
Consecutive Games Won	17	1931
Consecutive Games Lost	20	1916, 1943
Runs, Game	24	5/18/12; 5/1/29
Runs, Game, Opponent	25 (Clev., N.Y.)	5/11/30; 5/24/36
Runs, Inning	13	6/15/25--8th
Hits, Game	29	5/1/29
Home Runs, Game	7	6/31/21
Consecutive Games, one or more HR'S	12 (20 HR's)	1951

Season Records Set by Kansas City A's 1955-67

PITCHING	NAME	RECORD	YEAR
Games Won	Bud Daley	16	1959-60
Games Saved	Jack Aker	26	1966
Complete Games	Art Ditmar	14	1956
Strikeouts, Game	Diego Segui	12	1963
	Jim Nash	12	1967
	Jim Hunter	12	1967
Strikeouts, Season	Orlando Pena	184	1964
Games	John Wyatt	81	1964

BATTING	NAME	RECORD	YEAR
Highest Batting Average	Vic Power	.319	1955
Hitting Streak	Hector Lopez	22	1957
Home Runs	Bob Cerv	38	1958
Runs Batted In	Norm Siebern	117	1962
Hits	Jerry Lumpe	193	1962
Runs	Norm Siebern	114	1962
Doubles	Norm Siebern	36	1961
Triples	Gino Cimoli	15	1962
Stolen Bases	Bert Campaneris	55	1967
Most Strikeouts	Nelson Mathews	143	1964
Fewest Strikeouts	Vic Power	27	1955

TEAM	RECORD	YEAR
Home Runs by Pinch Hitters	7	1964
Home Runs with Bases Full	4	1958, 1959, 1960
Highest Batting Average	.263	1959 (154 games); 1962 (162 games)
Lowest Batting Average	.233	1967 (163 games)
Most .300 hitters	4	1955
Most Errors	175	1961 (162 games)
Fewest Errors	125	1957 (154 games); 1958 (156 games)
Consecutive Errorless Games	8	1960, 1964
Games Won	74	1966
Games Lost	105	1964
Shutouts Won	11	1963, 1966
Shutouts Lost	19	1967
Consecutive Games Won	11	1959
Consecutive Games Lost	13	1959
Runs, Game	20	4/25/61 (Minnesota)
Runs, Game, Opponent	25	4/23/55 (Chicago)
Runs, Inning	13	4/21/56 (Chicago, 2nd)
Hits, Game (9 innings)	21	three times
Hits, Extra Inning Game	26	7/27/56 (New York, 14 innings)
Home Runs, Game	5	three times
Consecutive Games, one or more HR's	11 (13 HR)	1964

A's YEAR-BY-YEAR BATTING LEADERS

BATTING AVERAGE

YEAR	AVG.	
1968	Cater	.290
1969	Bando	.281
1970	Campaneris	.279
1971	Jackson	.277
1972	Rudi	.305
1973	Jackson	.293
1974	Rudi	.293
1975	Washington	.308
1976	North	.276
1977	Page	.307
1978	Page	.285
1979	Revering	.288
1980	Henderson	.303
1981	Henderson	.319
1982	Burroughs	.277
1983	Lansford	.308
1984	Lansford	.300
1985	Bochte	.295
1986	Griffin	.285
1987	Lansford	.289
	McGwire	.289
1988	Canseco	.307
1989	Lansford	.336
1990	R. Henderson	.325

GAMES

YEAR	G	
1968	Bando	162*
1969	Bando	162*
1970	Bando	155
1971	Bando	153
1972	Bando	152
1973	Bando	162*
1974	Rudi	158
	Tenace	158
1975	Bando	160*
	Garner	160*
1976	Garner	159
1977	Sanguillen	152
1978	Revering	152
1979	Newman	143
1980	Murphy	159
1981	Armas	109*
1982	Murphy	151
1983	Phillips	148
1984	Phillips	154
1985	Griffin	162
1986	Griffin	162
1987	Canseco	159
1988	Canseco	158
1989	D. Henderson	152
1990	McGwire	156

AT BATS

YEAR	AB	
1968	Campaneris	643
1969	Bando	609
1970	Campaneris	603
1971	Campaneris	569
1972	Campaneris	625*
1973	Campaneris	601
1974	Rudi	593
1975	Jackson	593
1976	Baylor	595
1977	Sanguillen	571
1978	Revering	521
1979	Newman	516

YEAR	AB	
1980	Armas	628
1981	Armas	440
1982	Murphy	543
1983	Henderson	513
1984	Lansford	597
1985	Griffin	614
1986	Canseco	600
1987	Canseco	630
1988	Canseco	610
1989	D. Henderson	579
1990	McGwire	523

RUNS

YEAR	R	
1968	Campaneris	86
1969	Jackson	123*
1970	Campaneris	97
1971	Jackson	87
1972	Rudi	94
1973	Jackson	99*
1974	Jackson	90
1975	Jackson	91
1976	North	91
1977	Page	85
1978	Page	62
1979	Revering	63
1980	Henderson	111
1981	Henderson	89*
1982	Henderson	119
1983	Henderson	105
1984	Henderson	113
1985	Davis	92
1986	Canseco	85
1987	McGwire	97
1988	Canseco	120
1989	Lansford	81
1990	R. Henderson	119*

HITS

YEAR	H	
1968	Campaneris	177
1969	Bando	171
1970	Campaneris	168
1971	Jackson	157
1972	Rudi	181*
1973	Bando	169
1974	Rudi	174
1975	Washington	182
1976	North	163
1977	Sanguillen	157
1978	Page	147
1979	Revering	136
1980	Henderson	179
1981	Henderson	135*
1982	Henderson	143
1983	Henderson	150
1984	Lansford	179
1985	Griffin	166
1986	Griffin	169
1987	Canseco	162
1988	Canseco	187
1989	Lansford	185
1990	R. Henderson	159

DOUBLES

YEAR	2B	
1968	Cater	28
1969	Jackson	36

YEAR	2B	
1970	Campaneris	28*
1971	Campaneris	29
1972	Rudi	32*
1973	Bando	32
1974	Rudi	39*
1975	Jackson	39
1976	Rudi	32
1977	Page	28
1978	Page	25
1979	Revering	25
1980	Henderson	22
1981	Armas	24
1982	Henderson	24
1983	Almon	29
1984	Lansford	31
1985	Davis	34
1986	Canseco	29
1987	Canseco	35
1988	Henderson	38
1989	Lansford	28
1990	R. Henderson	33

TRIPLES

YEAR	3B	
1968	Campaneris	9
1969	Green	6
1970	Monday	7
1971	Monday	4
	Rudi	4
1972	Rudi	9*
1973	Campaneris	6
1974	Campaneris	8
1975	Washington	7
1976	Garner	12*
1977	Page	8
1978	Page	7
1979	Murphy	4
1980	Armas	8
1981	Henderson	7
1982	Henderson	4
	Heath	4
1983	Henderson	7
1984	Lansford	5
	Heath	5
1985	Griffin	7
1986	Griffin	6
1987	Polonia	10
1988	Phillips	4
	Polonia	4
1989	Phillips	6
1990	R. Henderson	3
	Randolph	3

HOME RUNS

YEAR	HR	
1968	Jackson	29
1969	Jackson	47
1970	Mincher	27
1971	Mincher	32
1972	Epstein	26
1973	Jackson	32
1974	Jackson	29
1975	Jackson	36*
1976	Bando	27
1977	Gross	22
1978	Page	17
1979	Newman	22
1980	Armas	35

YEAR	HR
1981	Armas 22*
1982	Armas 28
1983	Murphy 17
	Lopes 17
1984	Kingman 35
1985	Kingman 30
1986	Kingman 35
1987	McGwire 49*
1988	Canseco 42*
1989	McGwire 33
1990	McGwire 39

RUNS BATTED IN

YEAR	RBI
1968	Jackson 74
1969	Jackson 118
1970	Bando 75
1971	Bando 94
1972	Bando 77
1973	Jackson 117*
1974	Bando 103
1975	Jackson 104
1976	Rudi 94
1977	Page 75
1978	Page 70
1979	Revering 77
1980	Armas 109
1981	Armas 76
1982	Murphy 94
1983	Murphy 75
1984	Kingman 118
1985	Kingman 91
1986	Canseco 117
1987	McGwire 118
1988	Canseco 124*
1989	Parker 97
1990	McGwire 108

TOTAL BASES

YEAR	TB
1968	Jackson 250
1969	Jackson 334
1970	Campaneris 270
1971	Jackson 288
1972	Rudi 288
1973	Bando 295*
1974	Rudi 287*
1975	Jackson 303
1976	Bando 235
1977	Page 261
1978	Page 237
1979	Revering 228
1980	Armas 314
1981	Armas 211
1982	Armas 232
1983	Henderson 216
1984	Kingman 277
1985	Davis 265
1986	Canseco 274
1987	McGwire 344
1988	Canseco 347
1989	Parker 239
1990	R. Henderson 282

SLUGGING PCT.

YEAR	PCT.
1968	Jackson .464
1969	Jackson .608*
1970	Mincher .460
1971	Jackson .508
1972	Epstein .490

YEAR	PCT.
1973	Jackson .531*
1974	Jackson .514
1975	Jackson .511
1976	Tenace .458
1977	Page .521
1978	Page .459
1979	Revering .483
1980	Armas .500
1981	Armas .480
1982	Burroughs .505
1983	Lansford .475
1984	Kingman .505
1985	Davis .484
1986	Canseco .457
1987	McGwire .618*
1988	Canseco .569*
1989	Canseco .542
1990	R. Henderson .577

WALKS

YEAR	BB
1968	Monday 72
1969	Jackson 114
1970	Bando 118
1971	Bando 86
1972	Epstein 68
1973	Tenace 101
1974	Tenace 110*
1975	Tenace 106
1976	Tenace 81
1977	Gross 86
1978	Page 53
1979	Murphy 83
1980	Henderson 117
1981	Murphy 73
1982	Henderson 116*
1983	Henderson 103*
1984	Henderson 88
1985	Murphy 84
1986	Phillips 76
1987	McGwire 71
1988	Canseco 78
1989	McGwire 83
1990	McGwire 110*

STRIKEOUTS

YEAR	SO
1968	Jackson 171*
1969	Jackson 142*
1970	Jackson 135*
1971	Jackson 161*
1972	Jackson 125
1973	Jackson 116
1974	Jackson 105
	Tenace 105
1975	Jackson 133
1976	North 95
1977	Gross 84
1978	Page 95
1979	Page 93
1980	Armas 123
1981	Armas 115*
1982	Armas 128
1983	Murphy 105
1984	Kingman 119
1985	Murphy 123
1986	Canseco 175
1987	Canseco 157
1988	Canseco 128
1989	D. Henderson 131
1990	Canseco 158

STOLEN BASES

YEAR	SB
1968	Campaneris 62*
1969	Campaneris 62
1970	Campaneris 42*
1971	Campaneris 34
1972	Campaneris 52*
1973	North 53
1974	North 54*
1975	Washington 40
1976	North 75*
1977	Page 42
1978	Dilone 50
1979	Henderson 33
1980	Henderson 100*
1981	Henderson 56*
1982	Henderson 130*
1983	Henderson 108*
1984	Henderson 66*
1985	Collins 29
1986	Griffin 33
1987	Polonia 29
1988	Canseco 40
1989	R. Henderson 52
1990	R. Henderson 65*

SACRIFICE HITS

YEAR	SH
1968	Campaneris 8
	Hunter 8
1969	Campaneris 10
1970	Bando 7
1971	Blue 13
1972	Campaneris 20*
1973	Campaneris 9
1974	Campaneris 11
	North 11
1975	Garner 21*
1976	Campaneris 18
1977	Picciolo 14
1978	Guerrero 17
1979	Murphy 13
1980	Murphy 22*
1981	Picciolo 9
1982	Murphy 12
1983	Phillips 11
1984	Phillips 7
1985	Hill 16
1986	Griffin 12
1987	Griffin 10
1988	Hubbard 10
1989	Gallego 8
1990	Gallego 17*

SACRIFICE FLIES

YEAR	SF
1968	Bando 5
1969	Green 6
1970	Mincher 7
1971	Campaneris 6
	Jackson 6
	Duncan 6
1973	Campaneris 7
1974	Bando 13
1975	Washington 7
1976	Campaneris 11
	Baylor 11
1977	Armas 8
1978	Page 4
1979	Essian 9

A's YEAR-BY-YEAR BATTING LEADERS, cont.

YEAR		SF	YEAR		SF	YEAR		SF
1980	Gross	6	1983	Almon	11	1988	Henderson	7
	Guerrero	6	1984	Kingman	14*		Weiss	7
1981	Johnson	6	1985	Kingman	8	1989	McGwire	11
1982	Murphy	8	1986	Canseco	9	1990	McGwire	9
	Armas	8	1987	Canseco	9			

* Tied or led league

A's YEAR-BY-YEAR PITCHING LEADERS

WINS		ERA (Starters)		YEAR	G			
YEAR	W	YEAR	ERA					
1968	Odom	16	1968	Nash	2.28	1972	Fingers	65
1969	Odom	15	1969	Odom	2.92	1973	Fingers	62
	Dobson	15	1970	Segui	2.56*	1974	Fingers	76*
1970	Hunter	18	1971	Blue	1.82*	1975	Fingers	75*
1971	Blue	24	1972	Hunter	2.04	1976	Fingers	65
1972	Hunter	21	1973	Holtzman	2.97	1977	Lacey	64
1973	Holtzman	21	1974	Hunter	2.49	1978	Lacey	74
	Hunter	21	1975	Blue	3.01	1979	Heaverlo	62
1974	Hunter	25*	1976	Blue	2.35	1980	Lacey	47
1975	Blue	22	1977	Blue	3.83	1981	Jones	33
1976	Blue	18	1978	Keough	3.24	1982	Underwood	56
1977	Blue	14	1979	McCatty	4.22	1983	Underwood	51
1978	Johnson	11	1980	Norris	2.53	1984	Caudill	68
1979	Langford	12	1981	McCatty	2.32*	1985	Howell	63
1980	Norris	22	1982	McCatty	3.99	1986	Ontiveros	46
1981	McCatty	14	1983	Krueger	3.61	1987	Eckersley	54
1982	Langford	11	1984	Burris	3.15		Nelson	54
	Keough	11	1985	Sutton	3.89	1988	Eckersley	60
1983	Codioli	12	1986	Haas	2.74	1989	Honeycutt	64
1984	Burris	13	1987	Stewart	3.68	1990	Eckersley	63
1985	Codioli	14	1988	Stewart	3.23			
1986	Young	13	1989	Moore	2.61			
1987	Stewart	20*	1990	Stewart	2.56			
1988	Stewart	21						
1989	Stewart	21						
1990	Welch	27*						

GAMES STARTED

YEAR	L	YEAR	ERA	YEAR	GS			
1968	Dobson	14	1968	Lindblad	2.40	1968	Dobson	34
1969	Hunter	15	1969	Roland	2.20		Hunter	34
1970	Dobson	15	1970	Roland	0.72	1969	Dobson	35
1971	Odom	12	1971	Locker	2.88		Hunter	35
1972	Holtzman	11	1972	Knowles	1.36	1970	Hunter	40
1973	Holtzman	13	1973	Fingers	1.92		Dobson	40
1974	Holtzman	17	1974	Lindblad	2.06	1971	Blue	39
1975	Holtzman	14	1975	Todd	2.29	1972	Hunter	37
1976	Blue	13	1976	Fingers	2.47	1973	Holtzman	40
1977	Langford	19	1977	Torrealba	2.62	1974	Hunter	41
	Blue	19	1978	Sosa	2.64	1975	Holtzman	38
1978	Keough	15	1979	Heaverlo	4.11		Blue	38
1979	Keough	17	1980	Jones	2.84	1976	Torrez	39
1980	Kingman	20	1981	Beard	2.77	1977	Blue	38
1981	Langford	10	1982	Underwood	3.29	1978	Keough	32
1982	Keough	18*	1983	Atherton	2.77	1979	Langford	29
1983	Codioli	12	1984	Caudill	2.71	1980	Langford	33
1984	McCatty	14	1985	Ontiveros	1.93		Norris	33
1985	Codioli	14	1986	Bair	3.00	1981	Langford	24
1986	Rijo	11	1987	Eckersley	3.03	1982	Keough	34
1987	Stewart	13	1988	Eckersley	2.35	1983	Codioli	31
1988	Stewart	12	1989	Eckersley	1.56	1984	McCatty	30
1989	Moore	11	1990	Eckersley	0.61	1985	Codioli	37
1990	Moore	15				1986	Young	27

GAMES

COMPLETE GAMES

YEAR	G	YEAR	CG		
1968	Aker	54	1968	Nash	12
1969	Lindblad	60	1969	Dobson	11
	Fingers	60	1970	Dobson	13
1970	Grant	72	1971	Blue	24
1971	Fingers	48			

YEAR		CG	SAVES		STRIKEOUTS			
1972	Holtzman	16	YEAR	SV	YEAR	SO		
	Hunter	16	1968	Aker	7	1968	Hunter	172
1973	Holtzman	16	1969	Fingers	12	1969	Odom	150
1974	Hunter	23	1970	Grant	24		Hunter	150
1975	Holtzman	13	1971	Fingers	17*	1970	Hunter	178
	Blue	13	1972	Fingers	21	1971	Blue	301
1976	Blue	20	1973	Fingers	22	1972	Hunter	191
1977	Blue	16	1974	Fingers	18	1973	Blue	158
1978	Johnson	7	1975	Fingers	24	1974	Blue	174
1979	Langford	14	1976	Fingers	20	1975	Blue	189
1980	Langford	28*	1977	Bair	7	1976	Blue	166
1981	Langford	18*		Lacey	7	1977	Blue	157
1982	Langford	15	1978	Sosa	14	1978	Keough	108
1983	Codioli	7	1979	Heaverlo	9	1979	Langford	101
1984	Burris	5	1980	Lacey	6	1980	Norris	180
1985	Codioli	4	1981	Beard	3	1981	McCatty	91
1986	Andujar	7		Jones	3	1982	Norris	83
1987	Stewart	8	1982	Beard	11	1983	Conroy	112
1988	Stewart	14*	1983	Beard	10	1984	Burris	93
1989	Stewart	8	1984	Caudill	36	1985	Codioli	111
1990	Stewart	11*	1985	Howell	29	1986	Rijo	176
			1986	Howell	16	1987	Stewart	205
			1987	Eckersley	16	1988	Stewart	192
				Howell	16	1989	Moore	172
			1988	Eckersley	45*	1990	Stewart	166
			1989	Eckersley	33			
			1990	Eckersley	48			
SHUTOUTS		SHO	INNINGS PITCHED		WALKS			
YEAR		YEAR	IP	YEAR	BB			
1968	Nash	6	1968	Hunter	234	1968	Odom	98
1969	Odom	3	1969	Hunter	247	1969	Odom	112
	Hunter	3	1970	Dobson	267	1970	Odom	100
1970	Dobson	5*	1971	Blue	213	1971	Blue	88
1971	Blue	8*	1972	Hunter	295	1972	Odom	87
1972	Hunter	5	1973	Holtzman	297	1973	Blue	105
1973	Holtzman	4	1974	Hunter	318	1974	Blue	98
	Blue	4	1975	Blue	278	1975	Holtzman	108
1974	Hunter	6	1976	Blue	298	1976	Torrez	87
1975	Holtzman	2	1977	Blue	279.2	1977	Blue	86
	Blue	2	1978	Keough	197.1	1978	Keough	85
1976	Blue	6	1979	Langford	219.0	1979	Norris	94
1977	Blue	1	1980	Langford	290.0*	1980	McCatty	99
	Norris	1	1981	Langford	195.1	1981	Norris	63
	Langford	1	1982	Langford	237.1	1982	Keough	101
1978	Langford	2	1983	Codioli	205.2	1983	Conroy	98
	Johnson	2	1984	Burris	211.2	1984	Burris	90
1979	Keough	1	1985	Codioli	226.0	1985	Birtsas	91
	Kingman	1	1986	Young	198.0	1986	Rijo	108
	Langford	1	1987	Stewart	261.1	1987	Stewart	105
1980	Keough	2	1988	Stewart	275.2*	1988	Stewart	110
	Langford	2	1989	Stewart	257.2	1989	Moore	83
1981	McCatty	4	1990	Stewart	267.0*	1990	Moore	84
1982	Keough	2						
	Langford	2						
1983	Codioli	2						
	McCatty	2						
1984	Burris	1						
	Young	1						
1985	Sutton	1						
1986	Young	2						
1987	Ontiveros	1						
	Stewart	1						
1988	Stewart	2						
	Welch	2						
1989	Moore	3						
1990	Stewart	4*						

DID YOU KNOW...

Fourteen players on the A's 40-man roster have been on all three of the A's post-season rosters from 1988 to 1990...they are pitchers Todd Burns, Dennis Eckersley, Rick Honeycutt, Gene Nelson, Dave Stewart, Bob Welch and Curt Young; catcher Terry Steinbach; infielders Mike Gallego, Carney Lansford, Mark McGwire and Walt Weiss; and outfielders Jose Canseco and Dave Henderson.

A's SEASON RECORDS -- 1968-1990

CLUB, GENERAL

Games	163	1968
Games Won (total)	104	1988
(home)	54	1975, 1988 and 1989
(road)	55*	1971
Game Lost (total)	108	1979
(home)	50	1979
(road)	58	1979
Winning Percentage	642	1988
Shutouts (won)	23	1972
(lost)	22	1980
(fewest lost)	5	1985 and 1989
One-run games (total)	59	1976
(won)	30	1970 and 1971
(lost)	32	1976
Extra-inning games (total)	22	1969 and 1976
(won)	14	1988
(lost)	14	1976
Players used (most)	47	1972
(fewest)	34	1968 and 1980
Winning streak (overall)	14	April 23-May 9, 1988
(home)	9	Aug. 7-15, 1976
(road)	9	Aug. 19-Sept. 7, 1970
Losing streak (overall)	14	July 29-Aug. 12, 1977
(home)	12	July 29-Aug. 21, 1977
(road)	10	May 14-30, 1981

CLUB BATTING

Batting average (highest)	264	1985
(lowest)	236	1982
Runs	806	1987
Hits	1475	1985
Total Bases	2358	1987
Singles	1061	1983
Doubles	263	1987
Triples	40	1968
Home Runs (overall)	199	1987
(home)	88	1987
(road)	111	1987
Consecutive games, one or more home runs	13	1971 (25 total)
Grand Slams	7	1974
Runs Batted In	761	1987
Walks	651	1990
Strikeouts	1056	1987
Stolen bases (total)	341*	1976
(vs. one team)	57	1976 (Minnesota)
Sacrifice hits	108	1978
Sacrifice flies	77	1984
Pinch-hitting (average)	.302	1986
(at bats)	213	1969
(hits)	49	1972
(home runs)	8	1970
(runs batted in)	28	1969, 1970 and 1972

CLUB PITCHING

Earned Run Average (lowest)	2.58	1972
(highest)	4.74	1979
Complete games	94	1980
Consecutive complete games	9	Aug. 9-17, 1980
Saves	64	1988 and 1990
Shutouts (most)	23	1972
(fewest)	2	1984
(consecutive)	3	June 11-13, 1968
Consecutive shutout innings	37	Aug. 14-16, 1983
Consecutive innings, no home runs	136.2	June 19-July 4, 1974
Hits (most)	1606	1979
(fewest)	1170	1972

Walks (most)	667	1986
(fewest)	415	1976
Strikeouts (most)	1042	1987
(fewest)	695	1984
Home Runs (most)	206	1978
(fewest)	90	1974
Hit Batters	49	1979
Wild Pitches	72	1979
Balks	76*	1988

*A.L. Record

INDIVIDUAL BATTING

Batting average (right)	.336	Carney Lansford	1989
(left)	.308	Claudell Washington	1975
(switch)	.285	Bill North	1973
	.285	Donnie Hill	1985
	.285	Alfredo Griffin	1986
Games	162	Sal Bando	1968, 1969 and 1973
	162	Alfredo Griffin	1985 and 1986
At Bats	642	Bert Campaneris	1968
Runs	123	Reggie Jackson	1969
Hits	187	Jose Canseco	1988
Totals Bases	347	Jose Canseco	1988
Singles	153	Carney Lansford	1989
Doubles	39	Reggie Jackson	1975
	39	Joe Rudi	1974
Triples	12	Phil Garner	1976
Home Runs (right)	49*	Mark McGwire	1987
(left)	47	Reggie Jackson	1969
(home)	26	Reggie Jackson	1969
(road)	28	Mark McGwire	1987
(one month)	15	Mark McGwire	May, 1987
Runs Batted In	124*	Jose Canseco	1988
Slugging Percentage	.618*	Mark McGwire	1987
Walks	118	Sal Bando	1970
Strikeouts	175	Jose Canseco	1986
Stolen Bases	130*	Rickey Henderson	1982
Caught Stealing	42*	Rickey Henderson	1882
Consecutive Stolen Bases	26*	Mitchell Page	1977
Sacrifice Hits	22	Dwayne Murphy	1980
Sacrifice Flies	14*	Dave Kingman	1984
Hit-by-pitcher	20*	Don Baylor	1976
Ground into double play	25	Danny Cater	1969
Hitting Streak	24*	Carney Lansford	1984
Grand Slams	3	Gene Tenace	1974
	3*	Dave Kingman	1984
Consecutive Hits	8	Joe Rudi	1973
Consecutive Games with RBI	10	Rick Monday (18 total)	1969
Pinch-hitting (average, min 10 ab)	.464	Tommy Davis	1971
(at-bats)	38	Bob Johnson	1969
(hits)	13	Bob Johnson	1969
	13	Tommy Davis	1971
(home runs)	4*	Jeff Burroughs	1982
(runs batted in)	12	Tommy Davis	1971
	12*	Jeff Burroughs	1982

INDIVIDUAL PITCHING

Games won (right)	27*	Bob Welch	1990
(left)	24*	Vida Blue	1971
(consecutive)	13*	Jim Hunter	1973
Games lost (right)	20	Brian Kingman	1980
(left)	19	Vida Blue	1977
(consecutive)	14	Matt Keough	1979
Earned run average (starter)	1.82*	Vida Blue	1971
(reliever)	0.61*	Dennis Eckersley	1990
Games (total)	76*	Rollie Fingers	1974
Consecutive games (total)	6	Darold Knowles	Aug. 7-12, 1972
	6	Paul Lindblad	Aug. 21-27, 1970
	6	Bob Locker	Aug. 21-27, 1970
Games (started)	41	Jim Hunter	1974

A's SEASON RECORDS, cont.

Complete games (total)	28	Rick Langford	1980
(consecutive)	22	Rick Langford	May 23-Sept 12, 1980
(consecutive won)	9	Rick Langford	July 15-Aug 15, 1980
Saves (right)	48	Dennis Eckersley	1990
(left)	12	Rick Honeycutt	1989
Shutouts (total)	8*	Vida Blue	1971
(consecutive)	3*	Mike Torrez	1976
Consecutive scoreless innings (starter)	38.1	Mike Torrez	1976
(reliever)	33.2	Paul Lindblad	1975
Innings Pitched	318	Jim Hunter	1974
Hits	284	Vida Blue	1977
Runs	144	Matt Keough	1982
Earned Runs	133	Matt Keough	1982
Walks	112	John Odom	1969
Strikeouts	301*	Vida Blue	1971
Games with 10 or more strikeouts	11*	Vida Blue	1971
Home runs	39	Jim Hunter	1973
Consecutive innings, no HR (starter)	140.2	Vida Blue	1976
(reliever)	87.2	Paul Lindblad	1975
Hit batters	10	Steve McCatty	1979
	10	Mike Norris	1981
	10	Bob Welch	1988
Wild Pitches	17	John Odom	1968
	17	Mike Moore	1989
1-0 Victories	2	Vida Blue	1971
	2	Jim Hunter	1971
Low-hit games (0, 1 or 2-hitters)	2	Vida Blue	1970 and 1971
	2	Jim Hunter	1972

*Tied or led league

A's ONE GAME RECORDS -- 1968-90

CLUB BATTING

Runs (game)	21*	at Boston, June 14, 1969
(inning)	10	vs. Milwaukee, May 9, 1972 (4th inning)
	10	at New York, August 29, 1989 (5th inning)
Hits (game)	29	vs. Texas, July 1, 1979
(inning)	9	at Texas, September 16, 1975 (8th inning)
Total bases (game)	38*	at Boston, June 14, 1969
(inning)	13	at Cleveland, June 3, 1980
	13	vs. Cleveland, July 18, 1980
	13	vs. Cleveland, July 18, 1990
	13	vs. California, July 24, 1990
Doubles	7	at Milwaukee, June 1, 1983
Triples	3	several times. Most recent: at Toronto, August 29, 1987
Home Runs (game)	7	at Cleveland (#2), July 6, 1990
(inning)	3	eight times. Most recent: vs. California, July 24, 1990
(consecutive)	3	vs. Kansas City, June 19, 1979 (Gross, Revering & Heath)
	3	at Cleveland, June 3, 1980 (Revering, Page & Armas)
	3	at Cleveland, May 16, 1990 (Canseco, McGwire & Hassey)
	3	at Cleveland, July 6, 1990 (RHenderson, Lansford & Canseco)
Walks	12	several times. Most recent: vs. Cleveland, July 8, 1990
Strikeouts (9 innings)	16	vs. Cleveland, May 1, 1968
(extra innings)	17	several times. Most recent: at Toronto, July 3, 1988 (16 innings)
Stolen bases (game)	12	at Minnesota, August 1, 1976
(inning)	5	at Boston, July 17, 1983
Steals of home	2	vs. Detroit, May 2, 1980
	2	vs. Kansas City, May 28, 1980
Pinch-hitters used	10	vs. Chicago, Sept. 19, 1972

DID YOU KNOW...

Current A's teammates Dave Stewart and Rick Honeycutt were traded for each other earlier in their careers. On August 19, 1983 Honeycutt was traded from the Texas Rangers to the Los Angeles Dodgers for Stewart and a player to be named later. Texas later received pitcher Ricky Wright to complete the deal.

CLUB PITCHING

Runs (game)	20	by Minnesota, April 27, 1980
(inning)	12*	by Texas, July 3, 1983 (15th inning)
Hits (game)	23	by Minnesota, July 8, 1978
(inning)	9	by Kansas City, May 22, 1980
Doubles	9	by Cleveland, September 3, 1983
	6	by Chicago, September 15, 1983
	6	by Minnesota, May 18, 1983
Triples	4	by Toronto, September 11, 1983
Home Runs (game)	7*	by Seattle, April 11, 1985
(inning)	4	by Minnesota, May 16, 1983
Walks (9 innings)	13	by Chicago, September 28, 1974
	13	by Seattle, July 29, 1989
Strikeouts (9 innings)	16	at Seattle, April 19, 1986
(extra innings)	26	vs. California, July 9, 1971 (20 innings)
Wild pitches	4	vs. California, July 7, 1975
	4	at Texas, June 11, 1988

CLUB, GENERAL

Players used (9 innings)	22	vs. Kansas City, October 1, 1983
	22	at Cleveland, September 7, 1984
(extra innings)	30	vs. Chicago, September 19, 1972 (15 innings)
Pitchers used (9 innings)	6	several times. Most recent: at Cleveland, Sept. 20, 1989
(extra innings)	8	vs. Chicago, August 10, 1972
Left-on-base (9 innings)	17	at Chicago, September 18, 1982
(extra innings)	21	several times. Most recent: at Texas, July 1, 1979 (15 innings)
Double plays (made)	6*	several times. Most recent: at Kansas City, September 13, 1970 (first game)
(hit into)	6*	several times. Most recent: at Kansas City, May 14, 1971
Errors (9 innings)	7	vs. Kansas City, July 24, 1977
	7	vs. Chicago, September 20, 1977
	7	vs. Cleveland, June 7, 1987
Consecutive games, no errors	9	May 25-June 2, 1975 (88 innings)
Longest game (innings)	21	at Washington, June 4, 1971
(time, 9 innings)	3:59	at Milwaukee, May 12, 1987
(time, extra innings)	5:31	vs. California, April 8, 1982 (16 innings)
Shortest game, time	1:35	vs. Kansas City, September 28, 1971

INDIVIDUAL PITCHING

No-hitters (A's)	5	Dave Stewart at Toronto, June 29, 1990
		Mike Warren vs. Chicago, September 29, 1983
		Vida Blue, Glenn Abbott, Paul Lindblad and Rollie Fingers vs. California, September 28, 1975
		Vida Blue vs. Minnesota, September 21, 1970
		Jim Hunter vs. Minnesota, May 8, 1968 (Perfect game)
(Opponents)	6	Nolan Ryan, Texas, June 11, 1990 (at Oakland)
		John Odom and Francisco Barrios, Chicago, July 28, 1976 (at Oakland)
		Dick Bosman at Cleveland, July 19, 1974
		Jim Bibby, Texas, July 30, 1973 (at Oakland)
		Clyde Wright at California, July 3, 1970
		Jim Palmer, at Baltimore, August 13, 1969
One-hitters (A's)	14	Most recent: Dave Stewart vs. Seattle, August 4, 1988 (2-0)
(Opponents)	9	Most recent: Brian Holman (Seattle), April 20, 1990 (1-6)
Runs	11	several times. Most recent: Paul Mitchell vs. Minnesota, June 26, 1976
Hits	17	Mike Norris vs. Milwaukee, September 26, 1980
Home runs	5	Curt Young at Detroit, July 7, 1988
Walks	9	John Odom vs. Seattle, May 4, 1969
		Matt Keough vs. Texas, September 23, 1977
		Brian Kingman at Chicago, September 18, 1982
		Dave Stewart at Boston, May 18, 1988
Strikeouts (9 innings)	16	Jose Rijo at Seattle, April 19, 1986
(extra innings)	17	Vida Blue vs. California, July 9, 1971 (11 innings)
Strikeouts, 3 consecutive games	38	Jose Rijo at Seattle, April 19, 1986 (16); vs. Seattle, April 24, 1986 (14); at Milwaukee, April 30, 1986 (8)
Hit batters	3	Jim Umbarger vs. Texas, August 8, 1977
	3	Dave Stewart vs. New York, May 9, 1990

A's ONE GAME RECORDS, cont.

INDIVIDUAL BATTING

Runs	5	Mike Edwards vs. Texas, September 8, 1978
	5	Mark McGwire at Cleveland, June 27, 1987
	5	Luis Polonia at Kansas City, September 9, 1988
Hits	5	several times. Most recent: Luis Polonia at Kansas City, September 9, 1988
Total Bases	13	Mark McGwire at Cleveland, June 27, 1987
Doubles	3	Joe Rudi at Kansas City, April 9, 1974
	3	Joe Rudi at Boston, June 11, 1974
	3	Rick Monday at Minnesota, April 24, 1969
	3	Mitchell Page at Minnesota, July 17, 1977
	3	Dan Meyer at Milwaukee, May 25, 1982
	3	Jose Canseco vs. Toronto, August 20, 1987
Triples	3	Bert Campaneris vs. Cleveland, August 29, 1967
Home Runs	3	Reggie Jackson at Seattle, July 2, 1969
	3	Dave Kingman at Seattle, April 16, 1984
	3	Mark McGwire, at Cleveland, June 27, 1987
	3	Jose Canseco at Toronto, July 3, 1988
Consecutive at bats with a home run	4	Mike Epstein vs. Washington, June 15-16, 1971
Runs batted in	10*	Reggie Jackson at Boston, June 14, 1969
Walks	5*	Bill North vs. California, September 17, 1973 (3 intentional)
	5*	Rickey Henderson vs. California, April 8, 1982
Strikeouts (9 innings)	5	Reggie Jackson vs. Minnesota, September 27, 1968
	5	Rick Monday at Boston, April 29, 1970
Strikeouts (consecutive at bats)	9	Rick Monday at Boston, April 28-29, 1970
Stolen Bases	5*	Bert Campaneris vs. Minnesota, May 24, 1976
	5	Rickey Henderson vs. Seattle, July 29, 1989
Hit for cycle		Tony Phillips at Baltimore, May 16, 1986
5-for-5 day		Sal Bando at Seattle, July 17, 1969
		Sal Bando at Seattle, September 30, 1969
		Joe Rudi vs. Minnesota, September 22, 1970
		Dave Duncan vs. Boston, July 12, 1972
		Claudell Washington at Detroit, August 30, 1974
		Tony Phillips at Baltimore, May 16, 1986
		Stan Javier vs. Cleveland, July 18, 1988
		Luis Polonia at Kansas City, September 9, 1988

*Tied or led league

OAKLAND A's BATTING (YEAR-BY-YEAR)

YEAR	AVG.	AB	R	H	2B	3B	HR	RBI	SH	SF	SB	CS
1968	.240	5404	569	1300	192	40	94	522	78	35	147	62
1969	.249	5614	740	1400	210	28	148	680	74	35	100	39
1970	.249	5376	678	1338	208	24	171	630	73	36	131	68
1971	.252	5494	691	1383	195	25	160	642	80	38	80	53
1972	.240	5200	604	1248	195	29	134	565	100	36	87	48
1973	.260	5507	758	1430	216	28	147	714	67	53	128	57
1974	.247	5301	689	1315	205	37	132	637	60	51	164	93
1975	.254	5415	758	1375	220	33	151	703	74	35	183	82
1976	.246	5353	686	1319	208	33	113	625	58	58	341	123
1977	.240	5357	605	1284	177	37	117	548	64	46	176	89
1978	.245	5321	532	1304	200	31	100	492	108	27	144	117
1979	.239	5348	573	1276	188	32	108	541	75	46	104	69
1980	.259	5495	686	1424	212	35	137	635	99	41	175	80
1981	.247	3677	458	910	119	26	104	430	46	32	96	46
1982	.236	5448	691	1286	211	27	149	659	50	54	232	87
1983	.262	5516	708	1447	237	28	121	662	55	62	236	97
1984	.259	5457	738	1415	257	29	158	697	37	77	145	64
1985	.264	5581	757	1475	229	34	155	690	63	47	116	57
1986	.252	5435	731	1370	213	25	163	683	56	51	139	61
1987	.260	5511	806	1432	263	33	199	761	50	48	140	63
1988	.263	5602	800	1474	251	22	156	752	54	55	129	54
1989	.261	5416	712	1414	220	25	127	659	36	62	157	55
1990	.254	5433	733	1379	209	22	164	693	60	48	122	87

OAKLAND A's PITCHING (YEAR-BY-YEAR)

YEAR	ERA	CG	SV	SHO	IP	H	R	ER	HR	BB	SO	HB	WP
1968	2.94	45	29	18	1455.2	1220	542	475	125	505	997	31	55
1969	3.71	42	36	14	1480.2	1356	678	611	163	586	887	39	55
1970	3.30	33	40	15	1442.2	1253	593	529	134	542	858	33	37
1971	3.05	57	36	18	1469.1	1229	564	498	131	501	999	34	56
1972	2.58	42	43	23	1417.2	1170	457	406	96	418	862	19	29
1973	3.29	46	41	16	1457.1	1311	615	532	143	494	797	30	52
1974	2.95	49	28	12	1439.2	1322	551	472	90	430	755	25	28
1975	3.27	36	44	10	1448	1267	606	526	102	523	784	37	47
1976	3.26	39	29	13	1459.1	1412	598	528	96	415	711	30	40
1977	4.05	32	25	3	1436.2	1469	749	647	145	560	788	24	55
1978	3.62	26	29	11	1433.1	1401	690	577	106	582	750	26	37
1979	4.74	41	20	4	1429.3	1606	860	752	147	654	727	49	72
1980	3.46	94	13	9	1471.2	1347	642	566	142	521	769	31	48
1981	3.30	60	10	11	993	883	403	364	80	370	505	28	30
1982	4.54	42	22	6	1456	1506	819	735	177	648	697	30	58
1983	4.35	22	33	7	1454	1462	782	703	135	626	719	31	43
1984	4.48	15	44	2	1430	1554	796	712	155	592	695	35	46
1985	4.41	10	41	1	1453	1451	787	712	172	607	785	25	46
1986	4.31	22	37	8	1433	1334	760	686	166	667	937	34	62
1987	4.32	18	40	6	1445.2	1442	789	694	176	531	1042	36	52
1988	3.44	22	64	9	1489.1	1376	620	569	116	553	983	29	62
1989	3.09	17	57	3	1448.1	1287	576	497	103	510	930	28	71
1990	3.18	18	64	16	1456	1287	570	514	123	494	831	27	50

OAKLAND A's FIELDING (YEAR-BY-YEAR)

YEAR	AVG.	G	PO	A	E	TC	DP	TP	PB
1968	.977	163	4367	1659	145	6171	136	0	20
1969	.979	162	4442	1788	136	6366	162	0	26
1970	.977	162	4328	1680	141	6149	152	0	12
1971	.981	161	4408	1660	117	6185	157	0	17
1972	.979	155	4253	1689	130	6072	146	0	13
1973	.978	162	4372	1710	137	6219	170	0	9
1974	.977	162	4319	1704	141	6164	154	0	10
1975	.977	162	4344	1686	143	6173	140	0	13
1976	.977	161	4378	1821	144	6343	130	0	11
1977	.970	161	4310	1762	190	6262	136	0	12
1978	.971	162	4300	1626	179	6105	145	0	10
1979	.972	162	4288	1718	174	6180	137	3	15
1980	.979	162	4415	1631	130	6176	115	0	9
1981	.980	109	2979	1080	81	4140	74	1	2
1982	.974	162	4368	1647	160	6175	140	0	8
1983	.974	162	4363	1602	157	6122	157	1	14
1984	.975	162	4290	1507	146	5943	159	0	9
1985	.977	162	4359	1566	140	6065	136	0	19
1986	.978	162	4299	1596	135	6030	120	0	16
1987	.977	162	4337	1649	142	6128	123	0	18
1988	.983	162	4468	1629	105	6202	151	0	10
1989	.979	162	4345	1640	129	6114	159	0	13
1990	.986	162	4368	1630	87	6085	152	0	14

OAKLAND ATHLETICS FIRSTS

- GAME:** April 10, 1968 at Baltimore (Orioles 3, A's 1) WP-Phoebus LP-Hunter
VICTORY: April 13, 1968 at Washington, D.C. (A's 9, Senators 6) WP-Dobson LP-Ortega
BATTER: Bert Campaneris April 10, 1968 (struck out swinging with Tom Phoebus pitching)
HIT: John Donaldson on April 10, 1968, 2nd inning single off Phoebus
HOME RUN: Reggie Jackson on April 10, 1968, 8th inning off Phoebus
RUN: Reggie Jackson on April 10, 1968, on 8th inning home run off Phoebus
OPPOSITION BATTER: Don Buford, April 10, 1968 (single off Catfish Hunter)
OPPOSITION RUN: Don Buford, on Boog Powell's 1st inning sacrifice fly, April 10, 1968
OPPOSITION HOME RUN: Brooks Robinson April 10, 1968, 8th inning off Ed Sprague
ERROR: Reggie Jackson, rightfield, 4th inning April 13th at Washington (ball hit by Ken McMullen)
PINCH HIT: Danny Cater April 10, 1968 at Baltimore (single off Ed Watt)
RELIEF PITCHER: Ed Sprague, 7th inning April 10, 1968 at Baltimore (relieved Hunter)
HOME GAME: April 17, 1968 at the Oakland Coliseum vs. Baltimore (Orioles 4, A's 1) WP-McNally LP-Krausse

HOME RUNS

OAKLAND A's ONE SEASON, 20 OR MORE (1968-90)

49 Mark McGwire	1987	29 Reggie Jackson	1968	22 Bert Campaneris	1970
47 Reggie Jackson	1969	Sal Bando	1973	Sal Bando	1974
42 Jose Canseco	1988	Reggie Jackson	1974	Joe Rudi	1974
39 Mark McGwire	1990	Gene Tenace	1975	Gene Tenace	1976
37 Jose Canseco	1990	28 Tony Armas	1982	Wayne Gross	1977
36 Reggie Jackson	1975	Rickey Henderson	1990	Jeff Newman	1979
35 Tony Armas	1980	27 Don Mincher	1970	Tony Armas	1981
Dave Kingman	1984	Sal Bando	1976	Mike Davis	1987
Dave Kingman	1986	Dwayne Murphy	1982	Dave Parker	1989
33 Dwayne Murphy	1984	26 Mike Epstein	1972	21 Joe Rudi	1975
Jose Canseco	1986	Gene Tenace	1974	Mitchell Page	1977
Mark McGwire	1989	25 Reggie Jackson	1972	20 Sal Bando	1970
32 Reggie Jackson	1971	24 Sal Bando	1971	Dwayne Murphy	1985
Reggie Jackson	1973	Gene Tenace	1973	Dave Henderson	1990
Mark McGwire	1988	Mike Davis	1985		
31 Sal Bando	1969	Dave Henderson	1988		
Jose Canseco	1987	23 Reggie Jackson	1970		
30 Dave Kingman	1985	Billy Williams	1975		

OAKLAND HOME RUN LEADERS BY POSITION

POS	PLAYER	YEAR	NO	POS	PLAYER	YEAR	NO
C	Jeff Newman	1972	22	LF	Jose Canseco	1986	33
1B	Mark McGwire	1987	49	CF	Dwayne Murphy	1984	33
2B	Davey Lopes	1983	16	RF	Reggie Jackson	1969	47
SS	Bert Campaneris	1970	22	DH	Dave Kingman	1984	35
3B	Sal Bando	1969	31		Dave Kingman	1986	35

ALL-TIME A's HOME RUN LEADERS BY POSITION

POS	PLAYER	YEAR	NO	POS	PLAYER	YEAR	NO
C	Mickey Cochrane	1932	23	SS	Eddie Joost	1949	23
1B	Jimmie Foxx	1932	58	3B	Sal Bando	1969	31
2B	Jimmy Dykes	1921	16	OF	Reggie Jackson	1969	47
	Davey Lopes	1983	16				

GRAND SLAMS (57)

1969	Sal Bando vs. California, April 16 (George Brunet)
	Rick Monday at California, April 30 (George Brunet)
	Rick Monday vs. New York, May 10 (Bill Burbach)
	Sal Bando at Boston, June 15 (Garry Roggenburk)
	Danny Cater vs. Boston, August 31 (Lee Strange)
1970	Frank Fernandez at Detroit, June 15 (Mickey Lolich)
	Reggie Jackson vs. Kansas City, September 5 (Tom Burgmeier)
1971	Dick Green vs. Detroit, April 24 (Tom Timmerman)
	Sal Bando vs. Milwaukee, August 4 (Marcellino Lopez)
	Sal Bando vs. Washington, August 28 (Denny Riddleberger)
1972	Sal Bando vs. New York, July 4 (Mel Stottlemyre)
1973	Gene Tenace at Milwaukee, July 13 (Frank Linzy)
	Dick Green at California, August 5 (Steve Barber)
	Deron Johnson vs. Milwaukee, August 19 (Bill Parsons)
	Gene Tenace vs. Texas, Spetember 14 (Lloyd Allen)
	Joe Rudi vs. Texas, September 16 (Steve Dunning)
1974	Angel Mangual at Chicago, May 19 (Stan Bahnsen)
	Gene Tenace at Detroit, June 5 (Dave Lemanczyk)
	Joe Rudi vs. New York, June 15 (Doc Medich)
	Sal Bando vs. California, June 24 (Barry Raziano)
	Gene Tenace vs. Milwaukee, August 20 (Bill Travers)
	Joe Rudi at Boston, August 25 (Roger Moret)
	Gene Tenace vs. Minnesota, September 24 (Joe Decker)
1975	Gene Tenace vs. Chicago, April 9 (Jim Kaat)
	Sal Bando vs. California, May 7 (Chuck Dobson)
	Joe Rudi at Minnesota, June 18 (Vic Albury)
	Joe Rudi at Texas, August 7 (Jackie Brown)

- 1977 Mike Jorgensen vs. California, July 2 (Dave LaRoche)
 Tony Armas vs. Texas, September 23 (Gaylord Perry)
- 1979 Jim Essian vs. Toronto, June 10 (Mike Willis)
 Wayne Gross vs. Chicago, September 14 (Ed Farmer)
- 1980 Tony Armas vs. Baltimore, June 11 (Sammy Stewart)
- 1981 Dwayne Murphy at Chicago, September 18 (Kevin Hickey)
- 1982 Jeff Burroughs at Detroit, May 18 (Elias Sosa)
 Tony Armas vs. Boston, August 21 (Bob Stanley)
- 1983 Dwayne Murphy at Detroit, May 12 (Don Petry)
 Davey Lopes at Toronto, June 15 (Dave Geisel)
 Carney Lansford vs. Kansas City, June 29 (Paul Splittorff)
 Dwayne Murphy vs. Cleveland, September 3 (Neal Heaton)
- 1984 Dave Kingman at Seattle, April 16 (Matt Young)
 Dave Kingman vs. New York, May 25 (Curt Brown)
 Dave Kingman vs. Kansas City, June 20 (Mark Gubicza)
- 1985 Dave Collins at California, August 17 (Mike Witt)
 Dave Kingman vs. Texas, September 10 (Matt Williams)
- 1986 Dave Kingman vs. Detroit, June 3 (Dave LaPoint)
- 1987 Tony Phillips at California, April 20 (Gary Lucas)
- 1988 Terry Steinbach at Toronto, July 2 (Mike Flanagan)
 Wail Weiss at Detroit, July 10 (Mike Trujillo)
 Mark McGwire vs. California, August 11 (DeWayne Buice)
- 1989 Mark McGwire at Toronto, May 2 (Tom Henke)
 Mark McGwire at Texas, June 9 (Charlie Hough)
 Terry Steinbach at Toronto, July 16 (Duane Ward)
 Dave Parker vs. Boston, September 6 (Mike Smithson)
- 1990 Jose Canseco at Toronto, May 22 (Frank Willis)
 Terry Steinbach at Detroit, June 20 (Lance McCullers)
 Felix Jose vs. Milwaukee, July 15 (Chris Bosio)
 Mark McGwire vs. Boston, August 15 (Rob Murphy)

PINCH-HIT HOME RUNS (57)

- 1968 Floyd Robinson at New York, April 16 (Dooley Womack)
 Rick Monday at Chicago, May 19 (Tommy John)
 Mike Hershberger vs. Baltimore, June 16 (Moe Drabowsky)
 Joe Keough at New York, August 7 (Lindy McDaniel)
- 1969 Tommy Reynolds vs. Cleveland, May 30 (Luis Tiant)
 Tito Francona vs. Chicago, September 23 (Bill Wynne)
- 1970 Tito Francona at Boston, April 29 (Lee Stange)
 Frank Fernandez at Boston, April 30 (Gary Peters)
 John Donaldson at Chicago, May 22 (Jerry Janeski)
 Joe Rudi vs. Detroit, June 7 (Mickey Lolich)
 Frank Fernandez vs. Kansas City, June 22 (Tom Burgmeier)
 Reggie Jackson at Detroit, August 30 (Tom Timmerman)
 Frank Fernandez vs. Chicago, September 3 (Wilbur Wood)
 Reggie Jackson vs. Kansas City, September 5 (Tom Burgmeier)
- 1971 Angel Mangual at Boston, May 29 (Ken Brett)
 Curt Blefary vs. Minnesota, June 30 (Jim Perry)
- 1972 Gene Tenace at Detroit, June 9 (Fred Scherman)
 Angel Mangual vs. Cleveland, August 28 (Mike Kilkenny)
- 1973 Mike Hegan at Milwaukee, May 2 (Jerry Bell)
 Rico Carty vs. Minnesota, September 25 (Ray Corbin)
- 1974 Pat Bourque vs. Cleveland, July 9 (Steve Arlin)
- 1976 Ken McMullen vs. Minnesota, June 25 (Bill Campbell)
- 1977 Rick McKinney vs. Milwaukee, April 19 (Bill Castro)
 Rick McKinney vs. Seattle, June 15 (Enrique Romo)
 Rick McKinney vs. Toronto, May 25 (Jerry Garvin)
 Willie Crawford vs. Toronto, August 22 (Dave Lemanczyk)
- 1978 Jeff Newman vs. Seattle, April 12 (Shane Rawley)
 Jeff Newman vs. Chicago, May 20 (Lerrin LaGrow)
 Jeff Newman vs. Milwaukee, September 24 (Mike Caldwell)
 Dave Revering vs. California, June 7 (Paul Hartzell)
 Wayne Gross vs. Boston, September 1 (Bill Lee)
- 1979 Wayne Gross vs. Chicago, September 14 (Ed Farmer)
- 1980 Wayne Gross at Minnesota, April 25 (Doug Corbett)
 Dave Revering at Minnesota, August 14 (Doug Corbett)
 Mickey Klutts at Texas, September 16 (John Henry Johnson)
- 1981 Tim Hosley vs. California, April 29 (Andy Hassler)
 Mitchell Page vs. Detroit, May 7 (Dan Petry)
 Cliff Johnson vs. Milwaukee, May 10 (Jerry Augustine)
 Wayne Gross at Baltimore, May 19 (Tim Stoddard)

PINCH-HIT HOME RUNS, cont.

- 1982 Jeff Burroughs vs. Seattle, April 11 (Floyd Bannister)
Jeff Burroughs at Detroit, May 18 (Elias Sosa)
Jeff Burroughs vs. Kansas City, June 21 (Vida Blue)
Jeff Burroughs vs. New York, July 7 (Roger Erickson)
- 1984 Jeff Burroughs vs. Cleveland, June 12 (Tom Waddell)
Bill Almon at Boston, July 4 (Bob Ojeda)
Bruce Bochte vs. California, August 1 (Luis Sanchez)
- 1986 Mike Davis vs. Baltimore (2nd game), August 28 (Rich Bordi)
Mark McGwire at Chicago, September 9 (Ray Searage)
Terry Steinbach at Texas, October 1 (Matt Williams)
- 1987 Reggie Jackson vs. Chicago, June 8 (Ray Searage)
Terry Steinbach vs. Milwaukee, July 12 (Juan Nieves)
Terry Steinbach at Texas, September 15 (Steve Howe)
- 1988 Mark McGwire at Toronto, April 26 (David Wells)
Dave Parker vs. Texas, June 19 (Craig McMurtry)
- 1989 Terry Steinbach vs. Detroit, June 20 (Brad Havens)
- 1990 Ken Phelps vs. Seattle, April 20 (Brian Holman)
Jamie Quirk at Texas, September 27 (Brad Arnsberg)

LOW-HIT GAMES

NO-HITTERS

A's (5): Jim Hunter vs. Minnesota, May 8, 1968 (4-0, perfect game); Vida Blue vs. Minnesota, September 21, 1970 (6-0); Vida Blue, Glenn Abbott, Paul Lindblad and Rollie Fingers vs. California, September 28, 1975 (5-0); Mike Warren vs. Chicago, September 29, 1983 (3-0); Dave Stewart at Toronto, June 29, 1990 (5-0).

vs. A's (6): Jim Palmer at Baltimore, August 13, 1969 (0-8); Clyde Wright at California, July 3, 1970 (0-4); Jim Bibby (Texas) at Oakland, July 30, 1973 (0-6); Dick Bosman at Cleveland, July 19, 1974 (0-4); John Odom and Francisco Barrios (Chicago) at Oakland, July 28, 1976 (1-2); Nolan Ryan (Texas) at Oakland, June 11, 1990 (0-5).

ONE-HITTERS

A's (15): John Odom at Baltimore, June 7, 1969 (6-1); Chuck Dobson at Chicago, May 24, 1970 (5-1); Vida Blue at Kansas City, September 11, 1970 (3-0); Vida Blue vs. Detroit, July 16, 1971 (4-0); Ken Holtzman vs. Detroit, June 8, 1975 (4-0); Jim Perry vs. Baltimore, June 10, 1975 (4-0); Vida Blue vs. Detroit, August 28, 1976 (5-2); Mike Norris at Baltimore, May 9, 1979 (4-2); Rick Langford at California, July 5, 1979 (3-0); Curt Young vs. Kansas City, October 5, 1986 (6-0); Curt Young vs. Chicago, June 9, 1987 (8-3); Dave Stewart vs. Seattle, August 4, 1988 (2-0); **COMBINED:** John Odom, Diego Segui and Jack Aker at Washington, August 10, 1968 (4-1); Ken Holtzman and Rollie Fingers at New York, May 31, 1973 (6-0); Todd Burns, Rick Honeycutt and Eric Plunk at New York, May 26, 1989 (4-0).

vs. A's (11): Most recent: Brian Holman (Seattle) at Oakland, April 20, 1990 (1-6); Phil Huffman (Toronto) at Toronto, August 27, 1979 (0-7); Luis Tiant (New York) at Oakland, July 8, 1979 (0-2); **COMBINED:** Most recent: Jim Palmer and Don Stanhouse (Baltimore), May 9, 1979 at Oakland (2-4); Frank Tanana and Don Kirkwood at California, April 26, 1975 (0-1).

TWO-HITTERS

A's (27): COMBINED: Most recent: Bob Welch and Dennis Eckersley vs. Minnesota, September 15, 1990 (4-1); Curt Young and Dennis Eckersley vs. Boston, May 6, 1990 (4-2); Mike Moore and Gene Nelson at Cleveland, September 19, 1989 (5-1)

VS. A's (38): Most recent: Bud Black at Cleveland, July 7, 1990 (0-1); Mark Gubicza at Kansas City, September 16, 1988 (0-3); **COMBINED:** Most recent: Chris Bosio and Jamie Navarro (Milwaukee) at Oakland, July 15, 1990 (4-1); Ken Kravec and Mike Proly (Chicago) at Oakland, May 17, 1979 (1-5).

A's 1990 MULTIPLE RBI GAMES

PLAYER	2	3	4	5+	TOT	PLAYER	2	3	4	5+	TOT
Baines	3	1	0	0	4	Jose	3	2	2	0	7
Blankenship	2	0	0	0	2	Lansford	8	0	0	0	8
Canseco	19	7	1	3	30	McGee	3	0	1	0	4
Gallego	7	0	0	0	7	McGwire	15	6	3	2	26
Hassey	3	1	0	0	4	Phelps	0	1	0	0	1
D. Henderson	6	4	2	0	12	Randolph	4	0	0	0	4
R. Henderson	10	5	0	0	15	Quirk	7	0	1	0	8
Javier	1	0	0	0	1	Steinbach	13	2	1	1	17
Jennings	4	0	0	0	4	Weiss	7	1	0	0	8

STOLEN BASES

OAKLAND A's ONE SEASON, 20 OR MORE

130 Rickey Henderson	1982	33 Rickey Henderson	1979
108 Rickey Henderson	1983	31 Larry Lintz	1976
100 Rickey Henderson	1980	30 Bill North	1975
75 Bill North	1976	29 Herb Washington	1974
66 Rickey Henderson	1984	29 Dave Collins	1985
65 Rickey Henderson	1990	29 Luis Polonia	1987
62 Bert Campaneris	1968	29 Carney Lansford	1988
62 Bert Campaneris	1969	28 Davey Lopes	1982
56 Rickey Henderson	1981	27 Mike Davis	1986
54 Bill North	1974	27 Mike Edwards	1978
54 Bert Campaneris	1976	27 Carney Lansford	1987
53 Bill North	1973	26 Bill Almon	1983
52 Rickey Henderson	1989	26 Reggie Jackson	1970
52 Bert Campaneris	1972	26 Matt Alexander	1977
52 Don Baylor	1976	26 Dwayne Murphy	1980
50 Miguel Dilone	1978	26 Dwayne Murphy	1982
42 Bert Campaneris	1970	26 Alfredo Griffin	1987
42 Mitchell Page	1977	25 Reggie Jackson	1974
40 Claudell Washington	1975	24 Bert Campaneris	1975
40 Jose Canseco	1988	24 Mike Davis	1985
37 Carney Lansford	1989	24 Alfredo Griffin	1985
37 Claudell Washington	1976	24 Luis Polonia	1988
35 Phil Garner	1976	23 Mitchell Page	1978
34 Bert Campaneris	1971	22 Davey Lopes	1983
34 Bert Campaneris	1973	22 Reggie Jackson	1973
34 Bert Campaneris	1974	21 Don Hopkins	1975
33 Alfredo Griffin	1988	20 Matt Alexander	1976
33 Rodney Scott	1977	20 Sal Bando	1976
33 Mike Davis	1983	20 Stan Javier	1988

OAKLAND A's TOP 20 CAREER STOLEN BASE LEADERS

610 Rickey Henderson	1979-84, 89-90	83 Claudell Washington	1974-76
398 Bert Campaneris	1968-76	66 Luis Polonia	1987-89
232 Bill North	1973-77	63 Matt Alexander	1975-77
144 Reggie Jackson	1968-75	62 Davey Lopes	1982-84
139 Carney Lansford	1983-90	59 Sal Bando	1968-76
121 Mike Davis	1980-87	56 Tony Phillips	1982-89
104 Mitchell Page	1977-83	56 Miguel Dilone	1978-79
99 Dwayne Murphy	1978-87	52 Don Baylor	1976, 88
96 Jose Canseco	1985-90	49 Rick Monday	1968-71
83 Alfredo Griffin	1985-87	43 Stan Javier	1986-90

OAKLAND A's STEALS OF HOME

1968 Danny Cater vs. Detroit, September 24	1983 Bill Almon vs. Milwaukee, May 24
1974 Angel Mangual vs. Detroit, May 27	Mike Heath vs. Toronto, September 7
1976 Claudell Washington vs. Minnesota, September 15	Mike Davis vs. Toronto, September 25
1979 Wayne Gross at Seattle, April 11	1984 Jim Essian vs. Chicago, June 16
1980 Rickey Henderson vs. California, April 20	Carney Lansford vs. Kansas City, June 18
Wayne Gross vs. Detroit, May 3	1985 Rob Picciolo at Boston, May 11
Dwayne Murphy vs. Detroit, May 3	Mike Davis at Chicago, June 20
Dwayne Murphy vs. Kansas City, May 28	Donnie Hill vs. Cleveland, June 21
Wayne Gross vs. Kansas City, May 28	Mike Gallego at Chicago, September 21
Jeff Cox at Chicago, July 4	1986 Alfredo Griffin at Seattle, April 18
Rickey Henderson vs. Cleveland, July 19	Carney Lansford at Milwaukee, May 1
1981 Dave McKay vs. Toronto, September 30	Dwayne Murphy at Milwaukee, July 6
1982 Davey Lopes at Seattle, April 17	1987 Reggie Jackson vs. Seattle, April 18
Dave McKay vs. Cleveland, May 8	1989 Mike Gallego vs. California, April 22
Rickey Henderson at Chicago, June 8	
Rickey Henderson at California, July 26	
Jeff Burroughs vs. Boston, August 20	

THE JUNE DRAFT

OAKLAND A's FIRST ROUND SELECTIONS (1968-1990)

1968	Pete Broberg*	RHP	1981	Tim Pyznarski	3B
1969	Don Stanhouse	RHP/SS	1982	Choice to Boston as compensation for Joe Rudi	
1970	Dan Ford	OF	1983	Stan Hilton	RHP
1971	William Daniels	RHP	1984	Mark McGwire	1B
1972	Chet Lemon	SS	1985	Walt Weiss	SS
1973	Randy Scarbery	RHP	1986	Scott Hemond	C
1974	Jerry Johnson*	C	1987	Lee Tinsley	OF
1975	Bruce Robinson	C	1988	Stan Royer	3B
1976	Mike Sullivan*	RHP	1989	Scott Lydy	OF
1977	Craig Harris	RHP	1990	Todd Van Poppel	RHP
1978	Mike Morgan	RHP		Don Peters	RHP
	Tim Conroy	LHP			
1979	Juan Bustabad*	INF			
1980	Mike King	LHP			

*Denotes player did not sign with A's

A's ALL-STAR GAME SELECTIONS (1968-90)

1968
Bert Campaneris (ss)
Rick Monday (of)
John Odom (p)

1969
Sal Bando (3b)*
Reggie Jackson (of)*
John Odom (p)

1970
Jim Hunter (p)

1971
Vida Blue (p)
Dave Duncan (c)
Reggie Jackson (of)

1972
Dick Williams (coach)
Sal Bando (3b)
Bert Campaneris (ss)
Ken Holtzman (p)
Jim Hunter (p)
Reggie Jackson (of)*
Joe Rudi (of)

1973
Dick Williams (manager)
Sal Bando (3b)
Bert Campaneris (ss)
Rollie Fingers (p)
Ken Holtzman (p)
Jim Hunter (p)
Reggie Jackson (of)*

1974
Sal Bando (3b)
Bert Campaneris (ss)*
Rollie Fingers (p)
Jim Hunter (p)
Reggie Jackson (of)*
Joe Rudi (of)

1975
Alvin Dark (manager)
Wes Stock (coach)
Vida Blue (p)
Bert Campaneris (ss)*
Rollie Fingers (p)
Reggie Jackson (of)*
Joe Rudi (of)*
Gene Tenace (c)
Claudell Washington (of)

1976
Rollie Fingers (p)
Phil Garner (2b)

1977
Wayne Gross (3b)

1978
Matt Keough (p)

1979
Jeff Newman (c)

1980
Rickey Henderson (of)

1981
Tony Armas (of)
Mike Norris (p)

1982
Billy Martin (manager)
Art Fowler (coach)
Jackie Moore (coach)
Rickey Henderson (of)*

1983
Rickey Henderson (of)

1984
Bill Caudill (p)
Rickey Henderson (of)
Jackie Moore (coach)

1985
Jay Howell (p)

1986
Jose Canseco (of)

1987
Tony La Russa (coach)
Rene Lachemann (coach)
Jay Howell (p)
Mark McGwire (1b)

1988
Jose Canseco (of)*
Dennis Eckersley (p)
Carney Lansford (3b)
Mark McGwire (1b)*
Terry Steinbach (c)*

1989
Tony La Russa (manager)
Dave Duncan (coach)
Art Kusnyer (coach)
Jose Canseco (of)**
Mark McGwire (1b)*
Mike Moore (p)
Terry Steinbach (c)*
Dave Stewart (p)*

1990
Tony La Russa (manager)
Dave Duncan (coach)
Dave McKay (coach)
Jose Canseco (of)*
Dennis Eckersley (p)
Rickey Henderson (of)*
Mark McGwire (1b)*
Bob Welch (p)*

*All-Star Game Starters
**Elected Starter, Injured

OAKLAND A's AWARD WINNERS

- Most Valuable Player, A.L. (BBWAA):** Vida Blue (1971); Reggie Jackson (1973); Jose Canseco (1988); Rickey Henderson (1990)
- Cy Young Award, A.L. (BBWAA):** Vida Blue (1971); Jim Hunter (1974); Bob Welch (1990)
- Player of the Year, A.L. & M.L. (The Sporting News):** Reggie Jackson (1973); Tony Armas-A.L. (1981); Jose Canseco-A.L. (1988)
- Player of the Year (A.P.):** Jose Canseco (1988)
- Joe Cronin Award (MLB):** Rickey Henderson (1982); Jose Canseco (1988); Dave Stewart (1990)
- Roberto Clemente Award (MLB):** Dave Stewart (1990)
- Pitcher of the Year, A.L. & M.L. (The Sporting News):** Vida Blue (1971); Jim Hunter (1974); Bob Welch-A.L. (1990)
- Fireman of the Year, A.L. (The Sporting News):** Dennis Eckersley (1988)
- Rolands Relief Man Award, A.L.:** Dennis Eckersley (1988)
- World Series--Most Valuable Player:** Gene Tenace (1972); Reggie Jackson (1973), Rollie Fingers (1974); Dave Stewart (1989)
- American League Championship Series--Most Valuable Player:** Dennis Eckersley (1988); Rickey Henderson (1989); Dave Stewart (1990)
- All-Star Game--Most Valuable Player:** Terry Steinbach (1988)
- Sportsman of the Year (The Sporting News):** Charlie Finley (1972)
- A.L. Comeback Player of the Year (The Sporting News, UPI):** Dave Kingman (1984); Storm Davis (1988, TSN); Dave Henderson (1988, UPI)
- The Sporting News A.L. Rookie of the Year:** Mitchell Page (1977); Jose Canseco (1986); Mark McGwire (1987); Walt Weiss (1988)
- Rookie of the Year (BBWAA):** Jose Canseco (1986), Mark McGwire (1987), Walt Weiss (1988)
- A.L. All-Star Team, post-season (The Sporting News):** Reggie Jackson (of, 1969); Vida Blue (lhp, 1971); Joe Rudi (of, 1972); Sal Bando (3b, 1973); Bert Campaneris (ss, 1973); Ken Holtzman (lhp, 1973); Reggie Jackson (of, 1973); Sal Bando (3b, 1974); Bert Campaneris (ss, 1974); Jim Hunter (rhp, 1974); Joe Rudi (of, 1974); Reggie Jackson (of, 1975); Joe Rudi (of, 1976); Dwayne Murphy (of, 1981); Rickey Henderson (of, 1981); Tony Armas (of, 1981); Dave Kingman (DH, 1984); Mark McGwire (DH, 1987); Jose Canseco (of, 1988); Dennis Eckersley (rp, 1988); Dave Stewart (rhp, 1988); Carney Lansford (3b, 1989); Jose Canseco (of, 1990); Rickey Henderson (of, 1990), Bob Welch (rhp, 1990)
- M.L. All-Star Team, post season (AP):** Rickey Henderson (of, 1990); Bob Welch (rhp, 1990)
- A.L. Gold Glove (Rawlings):** Joe Rudi (1974, 76), Dwayne Murphy (1980-85); Mike Norris (1980-81); Rickey Henderson (1981); Alfredo Griffin (1985); Mark McGwire (1990)
- Silver Slugger Award (The Sporting News/Hillerich & Bradsby):** Jose Canseco (1988)
- Manager of the Year, A.L. (BBWAA):** Tony La Russa (1988)
- Manager of the Year (The Sporting News):** Billy Martin (1981), Tony La Russa (1988)
- Manager of the Year (AP & UPI):** Billy Martin (1980)
- Team MVP (Oakland-S.F. Chapter, BBWAA):** Joe Rudi (1974); Rollie Fingers (1975); Vida Blue (1976)
- Pitcher of the Month, A.L.:** Rick Langford (August, 1979), Matt Keough (April, 1981); Jay Howell (June, 1985); Steve Ontiveros (June, 1987); Dave Stewart (April, 1988); Mike Moore (July, 1989); Dave Stewart (April, 1990); Dave Stewart (September, 1990)
- Player of the Month, A.L.:** Gene Tenace (September, 1975); Tony Armas (April, 1981); Carney Lansford (May, 1988); Jose Canseco (September, 1988)
- Executive of the Year (UPI):** Sandy Alderson (1988, 1990)

OTHER A'S HONORED

- Most Valuable Player (BBWAA):** Lefty Grove (1931); Jimmie Foxx (1932-33); Ferris Fain (1951)
- Rookie of the Year (BBWAA):** Harry Byrd (1952)
- Rookie of the Year (The Sporting News):** Dick Howser (1961)
- Rookie Pitcher of the Year (The Sporting News):** Jim Nash (1966)
- A.L. Player of the Year (The Sporting News):** Al Simmons (1929); Jimmie Foxx (1932-33), Ferris Fain (1951)
- Pitcher of the Year (The Sporting News):** Bobby Shantz (1952)
- Fireman of the Year (The Sporting News):** Jack Aker (1966)

OAKLAND A's TITLE CLINCHING DATES

Year	Date	Opponent	Score	Winner-Loser
1990	September 25	at Kansas City	5-0	Stewart-Appier
1989	September 27	Texas	5-0	Moore-Moyer
1988	September 19	Minnesota	5-3	Stewart-Toliver
1975	September 24	Chicago	13-2	Blue-Jefferson
1974	September 27	Chicago	2-3	Bahnsen-Holtzman
1973	September 23	at Chicago	10-5	Blue-Wood
1972	September 28	Minnesota	8-7	Fingers-LaRoche
1971	September 15	at Chicago	3-2	Grant-Wood

OAKLAND A's WORLD SERIES REVIEW

Game	Date	Site	W/L	Score	Winner	Loser	Attendance	Total
1972								
1	10/14	at Cincinnati	W	3-2	Holtzman	Nolan	52,918	
2	10/15	at Cincinnati	W	2-1	Hunter	Grimsley	53,244	
3	10/18	at Oakland	L	0-1	Billingham	Odom	49,410	
4	10/19	at Oakland	W	3-2	Fingers	Carroll	49,410	
5	10/20	at Oakland	L	4-5	Grimsley	Fingers	49,410	
6	10/21	at Cincinnati	L	1-8	Grimsley	Blue	52,737	
7	10/22	at Cincinnati	W	3-2	Hunter	Borbon	56,040	363,169
1973								
1	10/13	at Oakland	W	2-1	Holtzman	Matlack	46,021	
2	10/14	at Oakland	L	7-10 (12)	McGraw	Fingers	49,151	
3	10/16	at New York	W	3-2 (11)	Lindblad	Parker	54,817	
4	10/17	at New York	L	1-6	Matlack	Holtzman	54,817	
5	10/18	at New York	L	0-2	Koosman	Blue	54,817	
6	10/20	at Oakland	W	3-1	Hunter	Seaver	49,333	
7	10/21	at Oakland	W	5-2	Holtzman	Matlack	49,333	358,289
1974								
1	10/12	at Los Angeles	W	3-2	Fingers	Messersmith	55,974	
2	10/13	at Los Angeles	L	2-3	Sutton	Blue	55,989	
3	10/15	at Oakland	W	3-2	Hunter	Downing	49,347	
4	10/16	at Oakland	W	5-2	Holtzman	Messersmith	49,347	
5	10/17	at Oakland	W	3-2	Odom	Marshall	49,437	260,004
1988								
1	10/15	at Los Angeles	L	4-5	Pena	Eckersley	55,983	
2	10/16	at Los Angeles	L	0-6	HERSHISER	Davis	56,051	
3	10/18	at Oakland	W	2-1	Honeycutt	Howell	49,316	
4	10/19	at Oakland	L	3-4	Belcher	Stewart	49,317	
5	10/20	at Oakland	L	2-5	HERSHISER	Davis	49,317	259,984
1989								
1	10/14	at Oakland	W	5-0	STEWART	Garrelts	49,385	
2	10/15	at Oakland	W	5-1	Moore	Reuschel	49,388	
3	10/27	at San Francisco	W	13-7	Stewart	Garrelts	62,038	
4	10/28	at San Francisco	W	9-6	Moore	Robinson	62,032	222,843
1990								
1	10/16	at Cincinnati	L	0-7	Rijo	Stewart	55,830	
2	10/17	at Cincinnati	L	4-5 (10)	Dibble	Eckersley	55,832	
3	10/19	at Oakland	L	3-8	Browning	Moore	48,269	
4	10/20	at Oakland	L	1-2	Rijo	STEWART	48,613	208,544

Capitals denote complete game pitched.

WORLD SERIES ONLY

	Record	Attendance	Average
Overall:	17-15	1,672,833	52,276
Home:	10-7	833,714	49,042
Road:	7-8	839,119	55,941

40 OR MORE SAVES IN A SEASON

NO.	PITCHER	TEAM	YEAR
57	Bobby Thigpen	Chicago (AL)	1990
48	DENNIS ECKERSLEY	OAKLAND	1990
46	Dave Righetti	New York (AL)	1986
45	DENNIS ECKERSLEY	OAKLAND	1988
	Dan Quisenberry	Kansas City	1983
	Bruce Sutter	St. Louis	1984
44	Dan Quisenberry	Kansas City	1984
	Mark Davis	San Diego	1989
43	Doug Jones	Cleveland	1990
42	Jeff Reardon	Minnesota	1988
41	Jeff Reardon	Montreal	1985
40	Steve Bedrosian	Philadelphia	1987

A's CHAMPIONSHIP SERIES REVIEW

Game	Date	Site	W/L	Score	Winner	Loser	Attendance	Total
1971								
1	10/3	at Baltimore	L	3-5	McNally	Blue	42,621	
2	10/4	at Baltimore	L	1-5	CUELLAR	HUNTER	35,003	
3	10/6	at Oakland	L	3-5	PALMER	Segui	33,176	110,800
1972								
1	10/7	at Oakland	W	3-2 (11)	Fingers	Lolich	29,536	
2	10/8	at Oakland	W	5-0	ODOM	Fryman	31,088	
3	10/10	at Detroit	L	0-3	COLEMAN	Holtzman	41,156	
4	10/11	at Detroit	L	3-4 (10)	Hiller	Horlen	37,615	
5	10/12	at Detroit	W	2-1	Odom	Fryman	50,276	189,671
1973								
1	10/6	at Baltimore	L	0-6	PALMER	Blue	41,279	
2	10/7	at Baltimore	W	6-3	Hunter	McNally	48,425	
3	10/9	at Oakland	W	2-1 (11)	HOLTZMAN	CUELLAR	34,467	
4	10/10	at Oakland	L	4-5	Jackson	Fingers	27,497	
5	10/11	at Oakland	W	3-0	HUNTER	Alexander	24,265	175,933
1974								
1	10/5	at Oakland	L	3-6	Cuellar	Hunter	41,609	
2	10/6	at Oakland	W	5-0	HOLTZMAN	McNally	42,810	
3	10/8	at Baltimore	W	1-0	BLUE	PALMER	32,060	
4	10/9	at Baltimore	W	2-1	Hunter	Cuellar	28,136	144,615
1975								
1	10/4	at Boston	L	1-7	TIANT	Holtzman	35,578	
2	10/5	at Boston	L	3-6	Moret	Fingers	35,578	
3	10/7	at Oakland	L	3-5	Wise	Holtzman	49,358	120,514
1981 (DIVISION SERIES)								
1	10/6	at Kansas City	W	4-0	NORRIS	LEONARD	40,592	
2	10/7	at Kansas City	W	2-1	McCATTY	Jones	40,274	
3	10/8	at Oakland	W	4-1	Langford	Gura	40,002	120,868
1981 (AMERICAN LEAGUE CHAMPIONSHIP SERIES)								
1	10/13	at New York	L	1-3	John	Norris	55,740	
2	10/14	at New York	L	3-13	Frazier	McCatty	48,497	
3	10/15	at Oakland	L	0-4	Righetti	Keough	47,302	151,539
1988								
1	10/5	at Boston	W	2-1	Honeycutt	HURST	34,104	
2	10/6	at Boston	W	4-3	Nelson	Smith	34,605	
3	10/8	at Oakland	W	10-6	Nelson	Boddicker	49,261	
4	10/9	at Oakland	W	4-1	Stewart	Hurst	49,406	167,376
1989								
1	10/3	at Oakland	W	7-3	Stewart	Stieb	49,435	
2	10/4	at Oakland	W	6-3	Moore	Stottlemyre	49,444	
3	10/6	at Toronto	L	3-7	Key	Davis	50,268	
4	10/7	at Toronto	W	6-5	Welch	Flanagan	50,078	
5	10/8	at Toronto	W	4-3	Stewart	Stieb	50,024	249,249
1990								
1	10/6	at Boston	W	9-1	Stewart	Anderson	35,192	
2	10/7	at Boston	W	4-1	Welch	Harris	35,070	
3	10/9	at Oakland	W	4-1	Moore	BODDICKER	49,026	
4	10/10	at Oakland	W	3-1	Stewart	Clemens	49,052	168,340

Capitals denote complete game pitched.

AMERICAN LEAGUE CHAMPIONSHIP SERIES ONLY

	Record	Attendance	Average
Overall:	21-15	1,478,037	41,057
Home:	11-5	656,732	41,046
Road:	10-10	821,305	41,065

OAKLAND ATTENDANCE

YEAR-BY-YEAR

YEAR	HOME	ROAD	TOTAL	YEAR	HOME	ROAD	TOTAL
1968	837,466	960,210	1,797,676	1980	842,259	1,572,926	2,415,185
1969	778,232	992,124	1,770,356	1981	1,311,761	1,105,337	2,417,098
1970	778,355	971,568	1,749,923	1982	1,735,489	1,709,054	3,444,543
1971	914,993	1,222,741	2,137,734	1983	1,294,941	1,557,202	2,852,143
1972	921,323	1,115,553	2,036,876	1984	1,353,231	1,565,553	2,918,784
1973	1,000,763	1,382,250	2,838,013	1985	1,334,609	1,666,519	3,001,128
1974	845,693	1,526,630	2,372,323	1986	1,314,646	1,614,837	2,929,483
1975	1,075,518	1,436,383	2,511,901	1987	1,678,921	1,930,712	3,609,633
1976	780,593	1,392,109	2,172,702	1988	2,287,335	2,251,258	4,583,593
1977	495,412	1,195,138	1,690,550	1989	2,667,255	2,283,228	4,950,453
1978	526,999	1,381,142	1,908,141	1990	2,900,217	2,597,920*	5,498,137
1979	306,763	1,393,196	1,699,959	TOTAL	27,982,774	32,223,590	60,206,364

*ML record Average: Home 1,216,642. Road 1,401,026. Total Average 2,617,668

GAME RECORDS VS. CLUBS

	HOME	DATE	ROAD	DATE
Baltimore	47,741	June 12, 1972	49,417	August 18, 1990
Boston	46,378	August 11, 1975	35,886	August 23, 1974
California	48,348	April 6, 1982	61,696	August 11, 1989
Chicago	45,150	April 17, 1988	43,297	June 16, 1990
Cleveland	47,570	July 8, 1974	49,989	July 7, 1990
Detroit	48,758	June 6, 1970	53,565	July 25, 1971
Kansas City	47,570	September 10, 1973	41,329	September 21, 1980
Milwaukee	45,398	April 3, 1984	51,722	August 20, 1983
Minnesota	45,207	April 9, 1990	52,008	June 4, 1988
New York	49,300	August 25, 1980	55,034	May 30, 1987
Seattle	46,786	April 17, 1981	54,597	April 13, 1990
Texas	45,413	July 4, 1983	42,869	August 22, 1989
Toronto	46,770	July 4, 1985	49,865	June 30, 1990

ALL-TIME RECORDS

Season (total)	5,498,137 (1990)
Season (home)	2,900,217 (1990)
Season (road)	2,597,920 (1990)
Homestand	518,330 (July 12-26, 1990, 14 dates)
Homestand, Average	38,381 (August 7-15, 1990, 345,432 in 9 dates)
Road Trip	430,010 (June 29-July 11, 1990, 11 dates)
Single game (home)	49,300 (August 25, 1980, New York, N)
Single game (road)	61,696 (August 11, 1989, California, N)
Day game (home)	48,758 (June 6, 1970, Detroit)
Day game (road)	60,326 (August 13, 1989, California)
Doubleheader (home)	48,592 (May 3, 1981, New York, D)
Doubleheader (road)	53,565 (July 25, 1971, Detroit, D)
Two-night doubleheader (home)	47,768 (June 13, 1980, New York)
Two-night doubleheader (road)	51,017 (July 28, 1990, Minnesota)
Season opener (home)	48,348 (April 6, 1982, California, N)
Season opener (home, secondary)	47,233 (April 17, 1968, Baltimore, N)
Season opener (road)	45,061 (April 5, 1971, Washington, D)
Season opener (road, secondary)	54,597 (April 13, 1990, Seattle, N)
Home vs. one club (season)	255,686 (Kansas City, 1989)
Road vs. one club (season)	298,424 (Toronto, 1990)
Smallest (home)	653 (April 17, 1979, Seattle, N)
Smallest (road)	1,201 (May 11, 1989, Baltimore, D)
3-date series (home)	140,876 (May 1-3, 1981, New York)
4-date series (home)	157,664 (July 12-15, 1990, Milwaukee)
3-date series (road)	175,058 (August 11-13, 1989, California)
Sellouts	20 (1990)
Consecutive Sellouts	5 (July 22-26, 1990, Baltimore 2 & California 3)

DID YOU KNOW...

Entering the 1991 season, the Athletics have drawn 27,982,774 fans in 23 years in Oakland. The A's are 2,017,226 fans short of the 30,000,000 plateau.

TOP 10 A's CROWDS AT OAKLAND

ATTENDANCE	DATE	OPPONENT	W/L
1 49,300	August 25, 1980 (Monday Night)	New York	W
2 48,758	June 6, 1970 (Saturday Day)	Detroit	L
3 48,592	May 3, 1981 (Sunday DH)	New York	LL
4 48,348	April 6, 1982 (Tuesday Night)	California	W
5 48,179	May 2, 1981 (Saturday Day)	New York	W
6 48,137	May 16, 1982 (Sunday Day)	New York	W
7 47,768	June 13, 1980 (Friday DH)	New York	WL
8 47,741	June 12, 1972 (Monday Night)	Baltimore	L
9 47,570	July 8, 1974 (Monday Night)	Cleveland	W
9 47,570	September 10, 1973 (Monday Night)	Kansas City	W

TOP 10 A's CROWDS ON THE ROAD

ATTENDANCE	DATE	OPPONENT	W/L
1 61,696	August 11, 1989 (Friday Night)	California	W
2 60,326	August 13, 1989 (Sunday Day)	California	L
3 58,963	April 24, 1982 (Saturday Night)	California	L
4 55,034	May 30, 1987 (Sunday Day)	New York	L
5 54,719	May 22, 1988 (Sunday Day)	New York	L
6 54,597	April 13, 1990 (Friday Night)	Seattle	W
7 53,883	August 26, 1978 (Saturday Night)	New York	L
8 53,565	July 25, 1971 (Sunday DH)	Detroit	LW
9 53,248	May 18, 1975 (Sunday DH)	New York	WL
10 53,036	August 12, 1989 (Saturday Night)	California	W

OAKLAND TRADES

DATE	ACQUIRED	FROM	IN EXCHANGE FOR
December 3, 1967	C Jim Pagliaroni	Pittsburgh Pirates	Cash
July 31, 1968	Cash	Boston Red Sox	OF Floyd Robinson
February 24, 1969	P Jim Roland	Minnesota Twins	Cash
May 7, 1969	OF Jose Tartabull	Boston Red Sox	Cash
May 27, 1969	Cash	Seattle Pilots	C Jim Pagliaroni
June 3, 1969	OF Federico Velazquez	Seattle Pilots	Cash
June 14, 1969	C Larry Haney	Seattle Pilots	2B John Donaldson
July 12, 1969	IF Bob Johnson	St. Louis Cardinals	OF Joe Nosssek
August 22, 1969	OF Tito Francona	Atlanta Braves	Cash
August 29, 1969	P Fred Talbot	Seattle Pilots	P Bob Meyer IF Pete Koegel
September 21, 1969	P Juan Pizarro	Cleveland Indians	Cash
December 3, 1969	OF Felipe Alou	Atlanta Braves	P Jim Nash
December 5, 1969	P Al Downing	New York Yankees	1B Danny Cater
	C Frank Fernandez		C Ossie Chavarria
December 5, 1969	P Mudcat Grant	St. Louis Cardinals	Cash
December 7, 1969	P Diego Segui	Seattle Pilots	IF Ted Kubiak
	SS Ray Oyler		P George Lauzerique
January 15, 1970	1B Don Mincher	Milwaukee Brewers	OF Mike Hershberger
	IF Ron Clark		P Lew Krausse C Phil Roof P Ken Sanders
March 24, 1970	IF Roberto Pena	San Diego Padres	1B Ramon Webster
April 17, 1970	Cash	California Angels	SS Ray Oyler
May 16, 1970	Cash	California Angels	OF Tommie Reynolds
May 18, 1970	2B John Donaldson	Milwaukee Brewers	IF Roberto Pena
May 26, 1970	Cash	San Diego Padres	P Roberto Rodriguez
June 11, 1970	OF Steve Hovley	Milwaukee Brewers	P Al Downing OF Tito Francona
June 15, 1970	P Bob Locker	Milwaukee Brewers	Cash
June 22, 1970	OF Tommy Davis	Houston Astros	Cash
September 14, 1970	OF Angel Mangual	Pittsburgh Pirates	P Mudcat Grant
	(Oakland received Mangual on October 20.)		
September 16, 1970	Cash	Chicago Cubs	OF Tommy Davis
October 20, 1970	Cash	Cincinnati Reds	P Ed Sprague
April 9, 1971	P Ron Klimowski	New York Yankees	OF Felipe Alou
	P Rob Gardner		
April 24, 1971	SS Larry Brown	Cleveland Indians	Cash
May 8, 1971	1B Mike Epstein	Washington Senators	C Frank Fernandez
	P Darold Knowles		1B Don Mincher P Paul Lindblad Cash

OAKLAND TRADES, cont.

DATE	ACQUIRED	FROM	IN EXCHANGE FOR
May 22, 1971	P Darryl Patterson	Detroit Tigers	2B John Donaldson
May 26, 1971	1B Curt Blefary	New York Yankees	P Rob Gardner
June 14, 1971	1B Mike Hegan	Milwaukee Brewers	Cash
June 17, 1971	Cash	Chicago Cubs	1B Ramon Webster
June 23, 1971	Cash	Washington Senators	C Frank Fernandez
June 25, 1971	Cash	St. Louis Cardinals	P Daryl Patterson
(Patterson was returned to Oakland on October 21.)			
August 10, 1971	P Mudcat Grant	Pittsburgh Pirates	Cash
August 14, 1971	Cash	Atlanta Braves	IF Tony La Russa
August 31, 1971	OF Adrian Garrett	Chicago Cubs	C Frank Fernandez
			OF Bill McNulty
November 29, 1971	P Ken Holtzman	Chicago Cubs	OF Rick Monday
March 4, 1972	P Denny McLain	Texas Rangers	P Don Stanhouse
			P Jim Panther
April 28, 1972	Cash	New York Yankees	P Jim Roland
May 9, 1972	P Mike Kilkenny	Detroit Tigers	1B Reggie Sanders
May 15, 1972	P Don Shaw	St. Louis Cardinals	IF Dwain Anderson
May 17, 1972	OF Ollie Brown	San Diego Padres	OF Curt Blefary
			P Mike Kilkenny
			Minor league
			OF Greg Schubert
May 18, 1972	IF Marty Martinez	St. Louis Cardinals	OF Brant Alyea
June 7, 1972	Cash	St. Louis Cardinals	P Diego Segui
June 20, 1972	OF Bill Voss	Milwaukee Brewers	OF Ron Clark
June 28, 1972	OF Art Shamsky	Chicago Cubs	Cash
June 29, 1972	Cash	Milwaukee Brewers	OF Ollie Brown
June 29, 1972	1B Orlando Cepeda	Atlanta Braves	P Denny McClain
July 20, 1972	1B Don Mincher	Texas Rangers	IF Marty Martinez
	SS Ted Kubiak		IF Vic Harris
			P Steve Lawson
August 27, 1972	OF Matty Alou	St. Louis Cardinals	OF Bill Voss
			Minor league
			P Steve Easton
August 30, 1972	SS Dal Maxvill	St. Louis Cardinals	Minor leaguers
			IF Joe Lindsey
			C Gene Dusen
September 6, 1972	C Larry Haney	San Diego Padres	Cash
October 30, 1972	P Paul Lindblad	Texas Rangers	OF Bill McNulty
			OF Brant Alyea
November 21, 1972	OF Bill North	Chicago Cubs	P Bob Locker
November 24, 1972	P Rob Gardner	New York Yankees	OF Matty Alou
	OF Rich McKinney		
November 30, 1972	P Horacio Pina	Texas Rangers	1B Mike Epstein
February 14, 1973	OF Billy Conigliaro	Milwaukee Brewers	Cash
March 24, 1973	C Ray Fosse	Cleveland Indians	OF George Hendrick
	SS Jack Heidemann		C Dave Duncan
May 2, 1973	1B Deron Johnson	Philadelphia Phillies	Minor league
			UT Jack Bastable
May 4, 1973	Cash	Pittsburgh Pirates	C Jerry McNertney
May 31, 1973	Cash	Milwaukee Brewers	P Rob Gardner
	(Deal was cancelled and Gardner was returned to Oakland.)		
July 7, 1973	Cash	Pittsburgh Pirates	SS Dal Maxvill
July 31, 1973	OF Jesus Alou	Houston Astros	Cash
August 1, 1973	OF Vic Davalillo	Pittsburgh Pirates	Cash
August 18, 1973	Cash	New York Yankees	1B Mike Hegan
August 29, 1973	1B Pat Bourque	Chicago Cubs	1B Gonzalo Marquez
September 1, 1973	Cash	St. Louis Cardinals	P Lew Krausse
			C Larry Haney
September 11, 1973	OF Rico Carty	Chicago Cubs	Cash
September 18, 1973	Cash	Montreal Expos	OF Jose Morales
November 3, 1973	P Bob Locker	Chicago Cubs	P Horacio Pina
January 9, 1974	Cash	Philadelphia Phillies	OF Jay Johnstone
March 25, 1974	Cash	Cleveland Indians	IF Jack Heidemann
March 26, 1974	C Larry Haney	St. Louis Cardinals	Cash
June 24, 1974	P Pili Parsons	Milwaukee Brewers	1B Deron Johnson
	Cash		
August 19, 1974	1B-OF Jim Holt	Minnesota Twins	1B Pat Bourque
October 23, 1974	OF Billy Williams	Chicago Cubs	P Darold Knowles
			P Bob Locker
			2B Manny Trillo

DATE	ACQUIRED	FROM	IN EXCHANGE FOR
October 23, 1974	1B Pat Bourque	Minnesota Twins	OF Dan Ford Minor league P Denny Myers
December 2, 1974	Cash	St. Louis Cardinals	P Bill Parsons
December 31, 1974	No compensation (free agent signing)	New York Yankees	P Catfish Hunter
March 26, 1975	OF Don Hopkins	Montreal Expos	Cash
April 6, 1975	P Jim Todd	Chicago Cubs	OF Champ Summers Cash
April 28, 1975	OF Matt Alexander	Chicago Cubs	Minor league P Howell Copeland
May 16, 1975	P Sonny Siebert	San Diego Padres	IF Ted Kubiak
May 18, 1975	IF Teddy Martinez	St. Louis Cardinals	Minor league P Steve Staniland P Mike Barlow
May 20, 1975	P Dick Bosman	Cleveland Indians	P Blue Moon Odom Cash
June 15, 1975	P Jim Perry		
	P Stan Bahnsen	Chicago White Sox	P Dave Hamilton
	P Skip Pitlock		OF Chet Lemon
August 13, 1975	OF Tommy Harper	California Angels	Cash
August 31, 1975	UT Cesar Tovar	Texas Rangers	Cash
October 28, 1975	SS Larry Lintz	St. Louis Cardinals	OF Charlie Chant
December 9, 1975	Cash	Cleveland Indians	C Ray Fosse
April 2, 1976	OF Don Baylor	Baltimore Orioles	OF Reggie Jackson P Ken Holtzman Minor league Bill Van Bommell
	P Mike Torrez		
	P Paul Mitchell		
April 19, 1976	C Tim Hosley	Chicago Cubs	Cash
August 30, 1976	1B Willie McCovey	San Diego Padres	Cash
September 14, 1976	1B Ron Fairly	St. Louis Cardinals	Cash
November 5, 1976	C Manny Sanguillen Cash	Pittsburgh Pirates	MGR Chuck Tanner
November 5, 1976	2B Tommy Helms	Pittsburgh Pirates	Cash
November 16, 1976	No compensation (free agent signing)	California Angels	OF Don Baylor
November 17, 1976	No compensation (free agent signing)	Texas Rangers	SS Bert Campaneris
November 19, 1976	No compensation (free agent signing)	Milwaukee Brewers	3B Sal Bando
December 6, 1976	Cash	Milwaukee Brewers	C Larry Haney
December 14, 1976	No compensation (free agent signing)	San Diego Padres	P Rollie Fingers
December 14, 1976	No compensation (free agent signing)	San Diego Padres	C Gene Tenace
February 19, 1977	Cash	Texas Rangers	P Paul Lindbald
February 24, 1977	Minor league IF Mike Weathers Cash	Toronto Blue Jays	1B Ron Fairly
February 25, 1977	Cash	Milwaukee Brewers	3B Ken McMullen
March 15, 1977	P Dave Giusti	Pittsburgh Pirates	2B Phil Garner 3B Tommy Helms P Chris Batton
	P Doc Medich		
	P Doug Bair		
	P Rick Langford		
	OF Tony Armas		
	OF Mitchell Page		
March 15, 1977	IF Jerry Tabb	Chicago Cubs	Cash
March 15, 1977	P Joe Coleman	Chicago Cubs	P Jim Todd
March 15, 1977	1B Richie Allen	Philadelphia Phillies	No compensation (free agent signing)
March 25, 1977	Cash	St. Louis Cardinals	IF Tom Sandt
March 26, 1977	P Jim Umberger	Texas Rangers	OF Claudell Washington
	IF Rodney Scott Cash		
March 29, 1977	P Pablo Torrealba	Atlanta Braves	Cash
April 27, 1977	P Dock Ellis	New York Yankees	P Mike Torrez
	IF Marty Perez		
	OF Larry Murray		
May 22, 1977	1B Mike Jorgensen	Montreal Expos	P Stan Bahnsen
June 15, 1977	OF Willie Crawford	Houston Astros	OF Dennis Walling Cash
June 15, 1977	Cash	Texas Rangers	P Dock Ellis
August 4, 1977	Cash	Seattle Mariners	P Paul Mitchell
August 5, 1977	P Dave Giusti	Chicago Cubs	Cash

OAKLAND TRADES, cont.

DATE	ACQUIRED	FROM	IN EXCHANGE FOR
August 12, 1977	P Steve Dunning	St. Louis Cardinals	P Randy Scarbery
August 25, 1977	Cash	Texas Rangers	P Jim Umberger
September 13, 1977	Cash	Seattle Mariners	P Doc Medich
February 23, 1978	Free agent signing (Oakland selected P	Texas Rangers	1B Mike Jorgensen
February 25, 1978	1B Dave Revering Cash	Cincinnati Reds	P Doug Bair
March 15, 1978	C Gary Alexander OF Gary Thomasson P Dave Heaverlo P Alan Wirth P John Henry Johnson P Phil Huffman SS Mario Guerrero Cash	San Francisco Giants	P Vida Blue
March 25, 1978	2B Steve Staggs	Toronto Blue Jays	OF Sheldon Mallory
March 29, 1978	P Pete Broberg	Chicago Cubs	2B Rodney Scott Cash
March 30, 1978	P Steve Renko C Jim Essian	Chicago White Sox	P Pablo Torrealba
April 1, 1978	3B Mike Adams	Chicago Cubs	Cash
April 4, 1978	OF Miguel Dilone P Elias Sosa 2B Mike Edwards	Pittsburgh Pirates	C Manny Sanguillen
May 17, 1978	OF Glenn Burke	Los Angeles Dodgers	OF Bill North
May 22, 1978	Cash	Toronto Blue Jays	P Joe Coleman
June 15, 1978	OF Del Alston 3B Mickey Klutts Cash	New York Yankees	OF Gary Thomasson
June 15, 1978	OF Joe Wallis	Cleveland Indians	C Gary Alexander
August 15, 1978	DH Rico Carty	Toronto Blue Jays	DH Willie Horton P Phil Huffman
October 3, 1978	Cash	Toronto Blue Jays	DH Rico Carty
January 9, 1979	Free agent signing (Oakland selected RHP Mark Ferguson with the	Montreal Expos	P Elias Sosa
January 20, 1979	Free agent signing (Oakland selected OF Mike Stenhouse with the	Boston Red Sox	P Steve Renko
February 3, 1979	Cash	New York Yankees	C Bruce Robinson
June 15, 1979	3B Dave Chalk C Mike Heath Cash	Texas Rangers	P John Henry Johnson
July 4, 1979	Cash	Chicago Cubs	OF Miguel Dilone
April 9, 1980	Cash	Seattle Mariners	P Dave Heaverlo
July 25, 1980	1B Orlando Gonzalez	Philadelphia Phillies	Cash
November 3, 1980	SS Fred Stanley 2B Brian Doyle	New York Yankees	P Mike Morgan
November 20, 1980	Free agent signing (Oakland selected 2B Mike Gallego with the	Chicago White Sox	C Jim Essian
December 8, 1980	Cash	Seattle Mariners	SS Mario Guerrero
December 11, 1980	C-1B Cliff Johnson IF Keith Drumright	Chicago Cubs	Minor league P Mike King
February 10, 1981	IF Jimmy Sexton	Houston Astros	P Rick Lysander
March 27, 1981	Minor league P Eric Mustard 3B Kevin Ball SS Tony Phillips P Bob Owchinko	San Diego Padres	P Bob Lacey Minor league P Ray Moretti
April 6, 1981	P Bob Owchinko	Pittsburgh Pirates	P Ernie Camacho Cash
May 20, 1981	1B Jim Spencer P Tom Underwood	New York Yankees	1B Dave Revering OF Mike Patterson Minor league P Chuck Dougherty
June 10, 1981	OF Rich Bosetti	Toronto Blue Jays	Cash
December 4, 1981	1B Joe Rudi (Boston selected 1B-OF Jeff Ledbetter with the	Boston Red Sox	Free agent signing A's 1st round pick)
December 9, 1981	1B Dan Meyer	Seattle Mariners	P Rich Bardi

DATE	ACQUIRED	FROM	IN EXCHANGE FOR
December 9, 1981	OF Rusty McNealy Minor league P Tim Hallgren	Seattle Mariners	P Roy Thomas
February 8, 1982	2B Davey Lopes	Los Angeles Dodgers	Minor league 2B Lance Hudson
February 24, 1982	Minor league P Allen Edwards	Baltimore Orioles	P Craig Minetto
March 1, 1982	OF Darrell Brown Minor league P Mark Fellows P Jack Smith	Detroit Tigers	3B Jeff Cox C Scott Meyers
April 7, 1982	OF Jeff Burroughs	Seattle Mariners	No compensation (free agent signing)
May 14, 1982	P Mike Warren Minor league 1B John Evans	Milwaukee Brewers	SS Rob Picciolo
November 15, 1982	P Tom Burgmeier (Boston selected SS Mike Brumley with the A's 2nd round pick)	Boston Red Sox	Free agent signing
November 15, 1982	OF Al Woods	Toronto Blue Jays	DH Cliff Johnson
December 6, 1982	3B Carney Lansford OF Garry Hancock P Jerome King	Boston Red Sox	OF Tony Armas C Jeff Newman
January 17, 1983	Cash	Boston Red Sox	P Brian Kingman
January 18, 1983	SS Bill Almon	Chicago White Sox	Special Selection (1B-OF Ross Mounan)
June 15, 1983	P Ben Callahan 1B Marshall Brant Cash	New York Yankees	P Matt Keough
September 2, 1983	Minor league P Tom Dozier P Jim Strichak	St. Louis Cardinals	P Steve Baker
November 21, 1983	P Bill Caudill Minor league P Darrel Akerfelds	Seattle Mariners	P Dave Beard C Bob Kearney
December 6, 1983	C Jim Essian	Cleveland Indians	SS Luis Quiñones
December 7, 1983	P Ray Burris	Montreal Expos	OF Rusty McNealy Cash
December 8, 1983	P Tim Stoddard	Baltimore Orioles	3B Wayne Gross
December 28, 1983	2B Joe Morgan	Philadelphia Phillies	No compensation (free agent signing)
January 23, 1984	P Lary Sorensen (Cleveland selected RHP Kurt Dempster with the A's 2nd round pick)	Cleveland Indians	Free agent signing
February 6, 1984	Free agent signing (Oakland selected P Tim Belcher of New York Yankees from the compensation pool)	Baltimore Orioles	P Tom Underwood
March 26, 1984	Minor leaguers P Stan Kyles OF Stan Boderick	Chicago Cubs	P Tim Stoddard
July 15, 1984	P Chuck Rainey	Chicago Cubs	PTBNL
August 31, 1984	PTBNL	Chicago Cubs	UT Davey Lopes
December 7, 1984	P Ray Burris Minor league P Eric Barry PTBNL	Milwaukee Brewers	P Don Sutton
December 8, 1984	P Jay Howell Minor league P Jose Rijo P Eric Plunk P Tim Birtsas OF Stan Javier	New York Yankees	OF Rickey Henderson Minor league P Bert Bradley
December 8, 1984	OF Dave Collins SS Alfredo Griffin	Toronto Blue Jays	P Bill Caudill
December 22, 1984	Cash	Toronto Blue Jays	DH Jeff Burroughs
March 24, 1985	OF Dusty Baker	San Francisco Giants	C Dan Winters P Ed Puikunas
September 10, 1985	OF Jerome Nelson P Robert Sharpnack	California Angels	P Don Sutton
December 10, 1985	P Joaquin Andujar	St. Louis Cardinals	C Mike Heath P Tim Conroy

OAKLAND TRADES, cont.

DATE	ACQUIRED	FROM	IN EXCHANGE FOR
March 30, 1986	P Moose Haas	Milwaukee Brewers	SS Steve Kiefer P Peter Kendrick C Charlie O'Brien P Mike Fulmer 2B Brian Graham P Keith Atherton
May 20, 1986	P Eric Broersma	Minnesota Twins	P Keith Atherton
December 11, 1986	P Gene Nelson Minor league P Bruce Tanner	Chicago White Sox	IF Donnie Hill
December 24, 1986	OF Reggie Jackson (California selected P Mike Erb with the A's 2nd round pick)	California Angels	Free agent signing
January 30, 1987	3B Ron Cey	Chicago Cubs	SS Luis Quinones
April 3, 1987	P Dennis Eckersley SS Dan Rohn	Chicago Cubs	OF Dave Wilder SS Brian Guinn P Mark Leonette
August 29, 1987	P Rick Honeycutt	Los Angeles Dodgers	P Tim Belcher
August 30, 1987	P Storm Davis	San Diego Padres	1B Rob Nelson P Dave Lelper
December 6, 1987	C Ron Hassey	Chicago White Sox	No compensation (free agent signing)
December 7, 1987	OF Doug Jennings	California Angels	Rule 5 ML draft
December 8, 1987	OF Dave Parker	Cincinnati Reds	P Jose Rijo P Tim Birtsas
December 11, 1987	P Bob Welch P Matt Young P Jack Savage P Jesse Orosco	Los Angeles Dodgers	SS Alfredo Griffin P Jay Howell
	(To Complete Dodger Deal)	Los Angeles Dodgers	P Wally Whitehurst P Kevin Tapani P Jack Savage P Jesse Orosco
December 15, 1987	Free agent signing (Oakland selected C Wynn Beck with the Dodgers' 2nd round pick)	Los Angeles Dodgers	P Mike Davis
December 21, 1987	OF Dave Henderson	San Francisco Giants	No compensation (free agent signing)
January 4, 1988	IF Glenn Hubbard	Atlanta Braves	No compensation (free agent signing)
February 8, 1988	OF Don Baylor	Minnesota Twins	No compensation (free agent signing)
December 6, 1988	P Mike Moore (Seattle selected P Scott Burrell with the A's 1st round pick)	Seattle Mariners	Free agent signing
June 20, 1989	OF Rickey Henderson	New York Yankees	P Greg Cadaret P Eric Plunk OF Luis Polonia
August 31, 1989	1B Ken Phelps	New York Yankees	P Scott Holcomb
December 3, 1989	C Jamie Quirk	Baltimore Orioles	No compensation (free agent signing)
December 3, 1989	Free agent signing (Oakland selected P Todd Van Poppel with the Brewers' 1st round pick) (Oakland selected P Kirk Dressendorfer as a compensation pick following the 1st round)	Milwaukee Brewers	DH Dave Parker
December 4, 1989	P Reggie Harris	Boston Red Sox	Rule 5 ML draft
December 5, 1989	Free agent signing (Oakland selected P Curtis Shaw with the Tigers' 2nd round pick)	Detroit Tigers	IF Tony Phillips
December 7, 1989	Free agent signing (Oakland selected C Eric Helfand with the Royals' 2nd round pick) (Oakland selected P Dave Zancanaro as a compensation pick following the 1st round)	Kansas City Royals	P Storm Davis
December 13, 1989	P Scott Sanderson	Chicago Cubs	No compensation (free agent signing)
May 12, 1990	2B Willie Randolph	Los Angeles Dodgers	OF Stan Javier
June 16, 1990	Cash	Cleveland Indians	1B Ken Phelps
August 29, 1990	DH Harold Baines	Texas Rangers	2 PTBNL
August 29, 1990	OF Willie McGee	St. Louis Cardinals	OF Felix Jose Minor League IF Stan Royer RHP Daryl Green
September 4, 1990	(To complete Baines deal)	Texas Rangers	Minor League RHP Scott Chiamparno RHP Joe Bitker

DATE	ACQUIRED	FROM	IN EXCHANGE FOR
December 2, 1990	Free agent signing	San Francisco Giants	OF Willie McGee (A's receive two compensation picks in the 1991 June free agent draft)
December 3, 1990	P Joe Turek C Eddie Taubensee	Cincinnati Reds	Rule 5 ML Draft
December 3, 1990	OF Willie Wilson	Kansas City Royals	No compensation (free agent signing)
December 4, 1990	IF Ernest Riles	San Francisco Giants	OF Darren Lewis PTBNL
December 11, 1990	P Eric Show	San Diego Padres	No compensation (free agent signing)
December 17, 1990	(To complete Riles deal)	San Francisco Giants	Minor league P Pedro Pena
January 3, 1991	Cash	New York Yankees	P Scott Sanderson
January 7, 1991	IF Vance Law	Chunichi Dragons	No compensation (free agent signing)

OAKLAND A's ALUMNI CLUB

Includes every player who has been in at least one game for the Oakland A's from 1968 through 1990.

MANAGERS

Bauer, Hank	69
Boros, Steve	83-84
Dark, Alvin	74-75
Kennedy, Bob	68
La Russa, Tony	86-90
Marshall, Jim	79
Martin, Billy	80-82
McKeon, Jack	77-78
McNamara, John	69-70
Moore, Jackie	84-86
Newman, Jeff	86
Tanner, Chuck	76
Williams, Dick	71-73
Winkles, Bobby	77-78

COACHES

Adair, Jerry	72-74
Boyer, Clete	80-85
Didier, Bob	84-86
DiMaggio, Joe	68-69
Duncan, Dave	86-90
Ermer, Cal	77
Fowler, Art	80-82
Hofman, Bob	69-70, 74-78
Hoscheit, Vern	69-74
Kusnyer, Art	89-90
Lachemann, Rene	87-90
Lau, Charlie	70
Lefebvre, Jim	87-88
Lollar, Sherm	68-69
Lonnert, Joe	76
Lumpe, Jerry	71
Maxvill, Dal	75
McKay, Dave	84-90
McKeon, Jack	78
McNamara, John	68-69
Metro, Charlie	82
Mitterwald, George	79-82
Moore, Jackie	81-84
Monchak, Al	76
Newman, Al	76
Newman, Jeff	86
Noren, Irv	71-74
Nottle, Ed	83
Paul, Mike	87-88
Plaza, Ron	86
Posedel, Bill	68-72
Rettenmund, Merv	89-90
Reynolds, Tommie	89-90
Rudi, Joe	86-87

Saul, Jim	79
Schoendienst, Red	77-78
Schueller, Ron	83-84
Stange, Lee	77-79
Stock, Wes	73-76, 84-86
Walls, Lee	79-82
Watson, Bob	86-88
Williams, Billy	83-85
Winkles, Bobby	74-75

PLAYERS

A

Abbott, Glen	73-76
Adams, Mike	78
Afenir, Troy	90
Aker, Jack	68
Akerfelds, Darrel	86
Alexander, Gary	78
Alexander, Matt	75
Allen, Dick	77
Almon, Bill	83-84
Alou, Felipe	70-71
Alou, Jesus	73-74
Alou, Matty	72
Alston, Dell	78
Alyea, Brant	72
Anderson, Dwain	71-72
Andrews, Mike	73
Andujar, Joaquin	86-87
Armas, Tony	77-82
Arndt, Larry	89
Arroyo, Fernando	82, 86
Atherton, Keith	83-86

B

Babitt, Shooty	81
Bahnsen, Stan	75-77
Baines, Harold	90
Bair, Doug	77-78, 86
Baker, Dusty	85-86
Baker, Steve	82-83
Bando, Sal	68-76
Bando, Chris	89
Bathe, Bill	86
Batton, Chris	76
Baylor, Don	76, 88
Beane, Billy	89
Beard, Dave	80-83
Bernazard, Tony	87
Blefary, Curt	71-72

Bell, Kevin	82
Bettendorf, Jeff	84
Birtsas, Tim	85-86
Bitker, Joe	90
Blankenship, Lance	88-90
Blue, Vida	69-77
Bochte, Bruce	84-86
Bogle, Warren	68
Bordi, Rich	80-81, 88
Bordick, Mike	90
Bosetti, Rick	81-82
Bosman, Dick	75-76
Bourque, Pat	73-74
Bradley, Bert	83
Brant, Marshall	83
Broberg, Pete	78
Brooks, Bobby	69-72
Brown, Darrell	82
Brown, Larry	71-72
Brown, Ollie	72
Bryant, Derek	79
Budaska, Mark	78, 81
Burgmeier, Tom	83-84
Burke, Glen	78-79
Burns, Todd	88-90
Burns, Ray	84
Burroughs, Jeff	82-84

C

Cadaret, Greg	87-89
Callahan, Ben	83
Camacho, Ernie	80
Campaneris, Bert	68-76
Canseco, Jose	85-90
Canseco, Ozzie	90
Carty, Rico	73-78
Cater, Danny	68-69
Caudill, Bill	84, 87
Cepeda, Orlando	72
Cey, Ron	87
Chalk, Dave	79
Chant, Charlie	75
Chitren, Steve	90
Cias, Darryl	83
Clark, Ron	71-72
Codiroli, Chris	82-87
Colbert, Nate	76
Coleman, Joe	77-78
Collins, Dave	85
Conigliaro, Billy	73
Conroy, Tim	78, 82-85

OAKLAND A's ALUMNI CLUB, cont.

Corsi, Jim	88-89	Heaverlo, Dave	78-79, 81	Leiper, Dave	84, 86-87
Cosey, Ray	80	Hegan, Mike	71-73	LeMaster, John	87
Cox, Jeff	80	Hemond, Scott	89-90	Lewis, Allan	68-70, 72-73
Crawford, Willie	77	Heimueller, Gorman	83-84	Lewis, Darren	90
Cullen, Tim	72	Henderson, Dave	88-90	Lindblad, Paul	68-71, 73-76
		Henderson, Rickey	79-84, 89-90	Lintz, Larry	75
D		Henderson, Steve	85-87	Locker, Bob	70-72, 74
D'Acquisto, John	82	Hendrick, George	71-72	Lopes, Davey	82-84
Davallio, Vic	73-74	Hershberger, Mike	68-69	Lysander, Rick	80
Davis, Mike	80-87	Hill, Donnie	83-86		
Davis, Storm	87-89	Holt, Jim	74-76	M	
Davis, Tommy	70-71	Holtzman, Ken	72-75	Mallory, Sheldon	77
Dawley, Bill	89	Honeycutt, Rick	87-90	Mangual, Angel	71-76
Dilone, Miguel	78-79	Hooten, Leon	74	Marquez, Gonzalo	72-73
Dobson, Chuck	68-71, 73	Hopkins, Donnie	75-76	Martinez, Marty	72
Donaldson, John	68-70, 74	Horlen, Joe	72	Martinez, Teddy	75
Downing, Al	70	Horton, Willie	78	Maxvill, Dal	72-75
Doyle, Brian	81	Hosley, Tim	73-74, 76-78, 81	McCatty, Steve	77-85
Dozier, Tom	86	Hovley, Steve	70-71	McCovey, Willie	76
Driscoll, Jim	70	Howard, Steve	90	McGee, Willie	90
Drumright, Keith	81	Howell, Jay	85-87	McGwire, Mark	86-90
Duncan, Dave	68-72	Howitt, Dann	89-90	McKay, Dave	80-82
Duncan, Taylor	78	Hubbard, Glenn	88-89	McKinney, Rich	73-75, 77
Dunning, Steve	77	Hudgens, Dave	83	McLain, Denny	72
		Hunter, Jim	68-74	McLaughlin, Bo	81-82
				McMullen, Ken	76
E				McNulty, Bill	69, 72
Eckersley, Dennis	87-90	J		McNealy, Rusty	83
Edwards, Mike	78-80	Jackson, Reggie	68-75, 87	Medich, George	77
Elliott, Randy	80	Javier, Stan	86-90	Mercado, Orlando	88
Ellis, Dock	77	Jennings, Doug	88-90	Meyer, Dan	82-85
Epstein, Mike	71-72	John, Tommy	85	Meyer, Scott	78
Essian, Jim	78-80, 84	Johnson, Bob	69-70	Mincher, Don	70-72
		Johnson, Cliff	81-82	Minetto, Craig	78-81
F		Johnson, Deron	73-74	Mitchell, Craig	75
Fairly, Ron	76	Johnson, John	78	Mitchell, Paul	76-77
Farmer, Ed	83	Johnstone, Jay	73	Monday, Rick	68-71
Fernandez, Frank	70-71	Jones, Jeff	85	Mooneyham, Bill	86
Figueroa, Ed	81	Jorgensen, Mike	77	Moore, Kelvin	81-83
Fingers, Rollie	68-76	Jose, Felix	88-90	Moore, Mike	89-90
Fosse, Ray	73-75	Jurak, Ed	88	Morales, Jose	73
Francona, Tito	68-70			Morgan, Joe	84
Fuentes, Tito	78	K		Morgan, Mike	78
		Kaiser, Jeff	85	Mura, Steve	85
G		Kearney, Bob	81-83	Murphy, Dwayne	78-87
Gallego, Mike	85-90	Keough, Joe	68	Murray, Larry	77-79
Gardner, Rob	71-73	Keough, Matt	77-83		
Garner, Phil	73-76	Kiefer, Steve	84-85	N	
Garrett, Adnan	71-72	Kilkenny, Mike	72	Mash, Jim	68-69
Giusti, Dave	77	Kingman, Brian	79-82	Nelson, Gene	87-90
Gonzalez, Orlando	80	Kingman, Dave	84-86	Nelson, Rob	86-87
Goodwin, Danny	82	Kinney, Dennis	82	Nettles, Jim	81
Gosger, Jim	68	Klimkowski, Ron	71	Newman, Jeff	76-82, 86
Grabarkewitz, Billy	75	Klink, Joe	90	Norris, Mike	75-84, 90
Grant, Jim	70-71	Klutts, Mickey	79-82	North, Bill	73-78
Green, Dick	68-74	Knowles, Darold	71-74	Nossek, Joe	69
Griffin, Alfredo	85-87	Krausse, Lew	68-69		
Gross, Wayne	76-83, 86	Krueger, Bill	83-87	O	
Guerrero, Mario	78-80	Kubiak, Ted	68-69, 72-75	O'Brien, Charlie	85
				Odom, John	68-75
H				Ontiveros, Steve	85-88
Haas, Moose	86-87	L		Osteen, Darrell	70
Hamilton, Dave	72-75, 79-80	Lacey, Bob	77-80	Otto, Dave	87-88, 90
Hancock, Garry	83-84	Lachemann, Marcell	69-71	Owchinko, Bob	81-82
Hanna, Preston	82	Lachemann, Rene	68		
Haney, Larry	69-76	Lamp, Dennis	87	P	
Harris, Reggie	90	Langford, Rick	77-86	Page, Mitchell	77-83
Harper, Brian	87	Lansford, Carney	83-90	Pagliaroni, Jim	68-69
Harper, Tommy	75	La Russa, Tony	68-71	Panther, Jim	71
Hassey, Ron	88-90	Lauzerique, George	68-69	Parker, Dave	88-89
Heath, Mike	79-85	Lavelle, Gary	87		

Parsons, Bill	74	Sanderson, Scott	90	U	
Patterson, Daryl	71	Sanguillen, Manny	77	Umbarger, Jim	77
Patterson, Mike	81	Scott, Rodney	77	Underwood, Tom	81-83
Pena, Roberto	70	Scott, Dickie	89	V	
Perez, Marty	77	Segui, Diego	68, 70-72	Von Ohlen, Dave	86-87
Perry, Jim	75	Sexton, Jim	81-82	Voss, Bill	72
Peters, Ricky	83, 86	Shamsky, Art	72	W	
Phelps, Ken	89-90	Shaver, Jeff	88	Wagner, Mark	84
Phillips, Tony	82-89	Shaw, Don	72	Walling, Dennis	75-76
Picciolo, Rob	77-82, 85	Siebert, Sonny	75	Wallis, Joe	78
Pierce, Tony	68	Sinatro, Matt	87-88	Warren, Mike	83-85
Pina, Horacio	73	Smith, Mark	83	Washington, Claudell	74-76
Pitts, Gaylen	74-75	Snyder, Brian	89	Washington, Herb	74-75
Pizarro, Juan	69	Sorensen, Lary	84	Waslewski, Gary	72
Plunk, Eric	86-89	Sosa, Elias	78	Webster, Ramon	68-69, 71
Polonia, Luis	87-89	Souza, Mark	80	Weiss, Walt	87-90
Q		Spencer, Jim	81-82	Welch, Bob	88-90
Quinones, Luis	83	Sprague, Ed	68-69	Willard, Jerry	86-87
Quirk, Jamie	89-90	Staggs, Steve	78	Williams, Billy	75-76
R		Stanley, Fred	81-82	Williams, Earl	77
Rainey, Chuck	84	Steinbach, Terry	86-90	Williams, Mark	77
Ramirez, Milton	79	Stewart, Dave	86-90	Wirth, Allan	78, 80
Randolph, Willie	90	Summers, John	74	Womack, Dooley	70
Renko, Steve	78	Sutton, Don	85	Woodward, Darrell	78
Revering, Dave	78-81	T		Woods, Gary	76
Reynolds, Tommy	69	Tabb, Jerry	77	Wortham, Rich	83
Rijo, Jose	85-87	Talbot, Fred	69-70	Wyatt, John	69
Robinson, Bruce	78	Tartabull, Jose	69-70	Y	
Robinson, Floyd	68	Tellmann, Tom	85	Young, Curt	83-90
Rodriguez, Rick	87	Tenace, Gene	69-75	Young, Matt	88-89
Rodriguez, Roberto	70	Tettleton, Mickey	84-87		
Roland, Jim	69-72	Thomasson, Gary	78		
Roof, Phil	68-69	Tillman, Rusty	86		
Rudi, Joe	68-76, 82	Todd, Jim	75-76, 79		
S		Torrealba, Pablo	77		
Sakata, Lenn	86	Torrez, Mike	76-77, 84		
Sanchez, Alex	87	Tovar, Cesar	75-76		
		Trillo, Manny	73-74		
		Tyrone, Jim	77		

OAKLAND COLISEUM HOME RUNS

Since its opening in 1968 2,922 Major League home runs have been hit in the Oakland Coliseum during the regular season, an average of 127 per year.

A'S WITH 30 OR MORE HOMERS AT THE COLISEUM

Reggie Jackson	133*
Sal Bando	90
JOSE CANSECO	76
Dwayne Murphy	63
Gene Tenace	62
MARK McGWIRE	60
Joe Rudi	55*
Tony Armas	51*
Dave Kingman	48
Mike Davis	41
CARNEY LANSFORD	40*
RICKEY HENDERSON	39*
Dave Duncan	36*
DAVE HENDERSON	33*
Mithcell Page	32

* Home runs hit while non-Athletic (not included in individual total): Armas (8), Duncan (1), D. Henderson (2), R. Henderson (2), Jackson (11), Lansford (2), Rudi (1)

NON-A'S WITH 10 OR MORE HOMERS AT THE COLISEUM


Carlton Fisk	16
Brian Downing	15
Larry Parrish	14
Dwight Evans	14
Eddie Murray	12
Tony Oliva	12
Jim Rice	12
Willie Horton	11
Reggie Jackson	11#
Harmon Killebrew	11
Gorman Thomas	11
Dave Winfield	11
Don Baylor	10#
Jeff Burroughs	10#
Bill Freehan	10
Cal Ripken	10
George Scott	10
Andre Thornton	10

Home runs hit while an Oakland Athletic (not included in individual total): Baylor (7), Burroughs (10), Jackson (133).

OPENING DAY LINEUPS

1968		1974		1980		1986	
Campaneris	SS	North	CF	Henderson	LF	Phillips	2B
R. Jackson	RF	Campaneris	SS	Murphy	CF	Murphy	CF
Bando	3B	Bando	3B	Heath	C	Baker	DH
Webster	1B	R. Jackson	RF	Newman	1B	Kingman	1B
Donaldson	2B	Tenace	1B	Essian	DH	Canseco	LF
Pagliaroni	C	Rudi	LF	Armas	RF	Lansford	3B
Gosger	LF	D. Johnson	DH	Guerrero	SS	Davis	RF
Monday	CF	Fosse	C	Klutts	3B	Griffin	SS
Hunter	P	Green	2B	Picciolo	2B	Tettleton	C
		Hunter	P	Langford	P	Codioli	P
1969		1975		1981		1987	
Campaneris	SS	North	CF	Henderson	LF	Davis	RF
R. Jackson	RF	Campaneris	SS	Murphy	CF	Phillips	2B
Hershberger	LF	Bando	3B	C. Johnson	DH	Lansford	3B
Bando	3B	R. Jackson	RF	Armas	RF	Canseco	LF
Cater	1B	Rudi	1B	Heath	C	Jackson	DH
Green	2B	B. Williams	DH	Newman	1B	Murphy	CF
Monday	CF	Tenace	C	Babitt	2B	R. Nelson	1B
Duncan	C	C. Washington	LF	McKay	3B	Tettleton	C
Odom	P	Garner	2B	Picciolo	SS	Griffin	SS
		Blue	P	Norris	P	Young	P
1970		1976		1982		1988	
Campaneris	SS	North	CF	Henderson	LF	Phillips	2B
Monday	CF	Campaneris	SS	Murphy	CF	Lansford	3B
F. Alou	LF	C. Washington	RF	Meyer	DH	Canseco	RF
R. Jackson	RF	Baylor	1B	Armas	RF	McGwire	1B
Bando	3B	Rudi	LF	Gross	3B	Parker	LF
Mincher	1B	Bando	3B	Spencer	1B	Henderson	CF
Green	2B	Tenace	C	Lopes	2B	Baylor	DH
Fernandez	C	B. Williams	DH	Kearney	C	Steinbach	C
Odom	P	Garner	2B	Stanley	SS	Weiss	SS
		M. Torrez	P	Langford	P	Stewart	P
1971		1977		1983		1989	
Campaneris	SS	North	CF	Henderson	LF	Phillips	LF
F. Alou	LF	Scott	2B	Davis	RF	D. Henderson	CF
R. Jackson	RF	Page	LF	Lansford	3B	Lansford	3B
Mincher	1B	Allen	1B	Murphy	CF	McGwire	1B
Bando	3B	Sanguillen	C	Burroughs	DH	Steinbach	C
Monday	CF	Gross	3B	Moore	1B	Parker	DH
Duncan	C	E. Williams	DH	Lopes	2B	Hubbard	2B
Green	2B	Armas	RF	Kearney	C	Javier	RF
Blue	P	Picciolo	SS	Phillips	SS	Weiss	SS
		M. Torrez	P	Langford	P	Stewart	P
1972		1978		1984		1990	
Campaneris	SS	Dilone	LF	Henderson	LF	R. Henderson	LF
Rudi	LF	North	CF	Murphy	CF	Lansford	3B
R. Jackson	RF	Thomasson	1B	Morgan	2B	Canseco	RF
Bando	3B	Armas	RF	Lansford	3B	McGwire	1B
Epstein	1B	G. Alexander	DH	Bochte	1B	D. Henderson	CF
B. Brooks	CF	Essian	C	Kingman	DH	Steinbach	C
Duncan	C	Gross	3B	Davis	RF	Javier	DH
Green	2B	Guerrero	SS	Heath	C	Gallego	2B
Holtzman	P	Staggs	2B	Hill	SS	Weiss	SS
		Langford	P	McCatty	P	Stewart	P
1973		1979		1985			
North	DH	Burke	LF	Collins	LF	The A's have won 13	
Maxvill	SS	Dilone	RF	Lansford	3B	and lost 10 on opening	
Rudi	LF	Page	DH	Murphy	CF	day. At the Coliseum	
R. Jackson	RF	Newman	C	Kingman	DH	they are 9 and 5, on the	
Bando	3B	Revering	1B	Bochte	1B	road they are 4 and 5.	
Tenace	1B	Edwards	2B	Heath	C		
Conigliaro	CF	Armas	CF	Davis	RF		
Fosse	C	Klutts	3B	Hill	2B		
Green	2B	Picciolo	SS	Griffin	SS		
Hunter	P	Langford	P	Codioli	P		

OPPONENTS



BALTIMORE ORIOLES

Mailing Address:
 Memorial Stadium
 Baltimore, MD 21218
Phone: (301) 243-9800

Executive V.P./General Manager: Roland Hemond
Field Manager: Frank Robinson
1990 Record: 76-85, 5th in East

Public Relations Director: Rick Vaughn (301) 547-6150
Assistant Public Relations Director: Bob Miller (301) 547-6150
Traveling Secretary: Phil Itzoe
Orioles hotel in Oakland: Airport Hilton (415) 635-5000
A's hotel in Baltimore: Stouffer Harborplace (301) 547-1200

SERIES RESULTS (1968-90)

YEAR	HOME	ROAD	TOTALS	YEAR	HOME	ROAD	TOTALS
1968	6-4	3-5	9-9	1980	2-4	3-3	5-7
1969	3-3	1-5	4-8	1981	3-3	2-4	5-7
1970	3-3	2-4	5-7	1982	3-3	2-4	5-7
1971	2-4	2-3	4-7	1983	3-3	1-5	4-8
1972	1-5	5-1	6-6	1984	2-4	4-2	6-6
1973	3-3	4-2	7-5	1985	3-3	2-4	5-7
1974	2-4	4-2	6-6	1986	5-3	2-2	7-5
1975	5-1	3-3	8-4	1987	2-4	3-3	5-7
1976	4-2	4-2	8-4	1988	4-2	4-2	8-4
1977	0-5	2-3	2-8	1989	5-1	2-4	7-5
1978	0-6	0-5	0-11	1990	3-3	5-1	8-4
1979	2-4	2-4	4-8	Totals	66-77	62-73	128-150

Longest A's Winning Streak: 8, 7/20/89-5/11/90 and 7/15-74-6/10/75

Longest Orioles Winning Streak: 13, 8/14/77-4/27/79

Last A's Series Sweep: 4/24-26, 1990 at Baltimore (3 games)

Last Orioles Series Sweep: 5/22-25, 1987 at Oakland (4 games)

A'S BATTING AND PITCHING IN MEMORIAL STADIUM

1990 BATTING								CAREER						
	AVG	G	AB	H	HR	RBI	AVG	G	AB	H	HR	RBI		
Baines	.125	3	8	1	0	0	.286	55	210	60	11	28		
Blankenship	.000	4	6	0	0	0	.111	6	9	1	0	0		
Canseco	.240	6	25	6	1	4	.244	24	90	22	4	14		
Gallego	.100	5	10	1	0	1	.057	22	35	2	0	1		
D. Henderson	.238	5	21	5	0	0	.307	42	140	43	5	12		
R. Henderson	.188	5	16	3	1	3	.339	63	245	83	8	28		
Jennings	.000	2	1	0	0	0	.167	7	6	1	0	0		
Lansford	.320	6	25	8	0	3	.276	62	232	64	6	28		
Law	---	0	0	0	0	0	.125	14	40	5	0	1		
McGwire	.333	6	24	8	4	12	.319	24	94	30	12	32		
Riles	---	0	0	0	0	0	.309	17	68	21	3	11		
Quirk	.000	2	4	0	0	0	.139	40	79	11	0	7		
Steinbach	.214	4	14	3	0	0	.327	15	49	16	0	3		
Weiss	.333	6	21	7	1	1	.348	13	46	16	2	5		
Wilson	.353	5	17	6	1	5	.321	66	268	86	4	21		

PITCHING								CAREER								
	ERA	W	L	S	G	IP	H	ER	ERA	W	L	S	G	IP	H	ER
Burns	0.00	0	0	0	2	1.7	0	0	3.37	0	0	0	3	2.7	3	1
Eckersley	0.00	0	0	3	4	4.7	1	0	3.04	5	5	5	19	94.7	79	32
Honeycutt	0.00	0	0	0	1	2.7	1	0	4.36	0	1	1	11	33.0	32	16
Klink	0.00	0	0	0	3	2.7	0	0	0.00	0	0	0	3	2.7	0	0
Moore	6.00	1	0	0	1	6.0	7	4	3.46	5	6	0	13	88.3	65	34
Nelson	0.00	2	0	0	3	5.3	0	0	4.31	4	4	0	15	48.0	37	23
Stewart	1.29	1	0	0	1	7.0	6	1	4.07	2	4	0	8	48.7	46	22
Welch	2.51	1	0	0	2	14.3	11	4	4.39	2	1	0	4	26.7	25	13
Young	1.59	0	0	0	1	5.7	4	1	2.91	5	1	0	8	46.3	46	15

BOSTON RED SOX

Mailing Address:

Fenway Park
4 Yawkey Way
Boston, MA 02118
Phone: (617) 267-9440

Senior V.P./General Manager: Lou Gorman

Field Manager: Joe Morgan

1990 Record: 88-74, 1st in East

Vice President, Public Relations: Dick Bresciani (617) 236-6710

Director of Publicity: Josh Spofford (617) 236-6718

Director of Statistics: Jim Samia (617) 236-6717

Traveling Secretary: Steve August

Red Sox hotel in Oakland: Airport Hilton (415) 635-5000

A's hotel in Boston: Sheraton (617) 236-2000

SERIES RESULTS (1968-90)

YEAR	HOME	ROAD	TOTALS	YEAR	HOME	ROAD	TOTALS
1968	6-3	4-5	10-8	1980	2-4	1-5	3-9
1969	4-2	4-2	8-4	1981	4-2	1-5	5-7
1970	4-2	1-5	5-7	1982	4-2	0-6	4-8
1971	4-2	5-1	9-3	1983	2-4	2-4	4-8
1972	1-5	2-4	3-9	1984	3-3	2-4	5-7
1973	3-3	5-1	8-4	1985	2-4	2-4	4-8
1974	2-4	2-4	4-8	1986	3-3	2-4	5-7
1975	4-2	2-4	6-6	1987	5-1	3-3	8-4
1976	5-1	3-3	8-4	1988	6-0	3-3	9-3
1977	2-4	1-4	3-8	1989	4-2	1-5	5-7
1978	3-2	2-3	5-5	1990	4-2	4-2	8-4
1979	2-4	1-5	3-9	Totals	79-61	53-86	132-147

Longest A's Winning Streak: 6, 6/13/69-8/3/69

Longest Red Sox Winning Streak: 10, 8/22/82-7/15/83

Last A's Series Sweep: 9/3-5, 1990 at Boston (3 games)

Last Red Sox Series Sweep: 9/15-17, 1989 at Boston (3 games)

A'S BATTING AND PITCHING IN FENWAY PARK

1990							CAREER									
BATTING	AVG	G	AB	H	HR	RBI	AVG	G	AB	H	HR	RBI				
Baines	.375	9	32	12	1	5	.279	67	247	69	7	39				
Blankenship	.143	5	7	1	0	0	.294	9	17	5	0	1				
Canseco	.100	5	20	2	0	1	.224	26	107	24	5	16				
Gallego	.214	6	14	3	0	1	.200	18	25	5	0	2				
D. Henderson	.125	3	8	1	0	0	.243	104	301	73	8	29				
R. Henderson	.429	6	21	9	1	2	.298	58	218	65	1	17				
Howitt	---	0	0	0	0	0	.000	1	1	0	0	0				
Jennings	.667	1	3	2	1	2	.400	4	5	2	1	2				
Lansford	.160	6	25	4	0	3	.318	171	657	209	12	85				
Law	---	0	0	0	0	0	.244	13	41	10	2	7				
McGwire	.300	6	20	6	2	9	.194	24	93	18	7	21				
Riles	---	0	0	0	0	0	.279	17	61	17	0	3				
Quirk	.333	3	6	2	0	0	.250	24	52	13	1	6				
Steinbach	.333	4	9	3	1	3	.279	14	43	12	2	6				
Weiss	.375	3	8	3	0	0	.333	11	30	10	0	0				
Wilson	.313	6	16	5	0	4	.323	67	260	84	0	24				
PITCHING	ERA	W	L	S	G	IP	H	ER	ERA	W	L	S	G	IP	H	ER
Burns	---	0	0	0	0	0.0	0	0	6.94	0	1	0	3	11.7	17	9
Chitren	0.00	0	0	0	1	1.0	0	0	0.00	0	0	0	1	1.0	0	0
Eckersley	0.00	0	0	1	2	2.3	0	0	4.11	48	40	4	114	748.7	801	342
Harris	6.75	0	0	0	1	1.3	1	1	6.75	0	0	0	1	1.3	1	1
Honeycutt	13.43	0	0	0	1	0.7	1	1	4.22	1	2	2	9	32.0	37	15
Klink	---	0	0	0	0	0.0	0	0	13.43	0	1	0	1	0.7	2	1
Moore	---	0	0	0	0	0.0	0	0	5.44	3	4	0	8	48.0	59	29
Nelson	3.37	0	1	0	2	2.7	3	1	2.05	1	1	1	14	22.0	20	5
Stewart	1.15	2	0	0	2	15.7	12	2	4.08	5	3	1	9	53.0	55	24
Welch	0.00	1	0	0	1	8.0	5	0	3.38	1	2	0	3	21.3	15	8
Young	15.00	0	1	0	1	6.0	11	10	8.64	0	2	0	5	16.7	25	16

CALIFORNIA ANGELS

Mailing Address:

P.O. Box 2000
 Anaheim, CA 92803
 Phone: (714) 937-6700

Executive V.P./General Manager/Chief Operating Officer: Mike Port

Field Manager: Doug Rader

1990 Record: 80-82, 4th in West

Director, Public Relations: Tim Mead (714) 937-7214

Director, Publications: John Sevano (714) 937-7214

Assistant, Public Relations: Larry Babcock (714) 937-7214

Traveling Secretary: Frank Sims

Angels hotel in Oakland: Airport Hilton (415) 635-5000

A's hotel in Anaheim: Doubletree (714) 634-4500

SERIES RESULTS (1968-90)

YEAR	HOME	ROAD	TOTALS	YEAR	HOME	ROAD	TOTALS
1968	7-2	6-3	13-5	1980	6-1	4-2	10-3
1969	7-2	5-4	12-6	1981	4-2	4-0	8-2
1970	5-4	5-4	10-8	1982	3-4	1-5	4-9
1971	4-5	7-2	11-7	1983	4-2	4-3	8-5
1972	5-4	5-4	10-8	1984	2-5	4-2	6-7
1973	5-4	7-2	12-6	1985	4-2	3-4	7-6
1974	7-2	5-4	12-6	1986	2-5	1-5	3-10
1975	6-3	5-4	11-7	1987	2-4	5-2	7-6
1976	6-3	6-3	12-6	1988	6-1	3-3	9-4
1977	6-1	4-4	10-5	1989	4-2	4-3	8-5
1978	3-5	3-4	6-9	1990	4-3	5-1	9-4
1979	1-5	2-5	3-10	Totals	103-71	98-73	201-144

Longest A's Winning Streak: 10, 5/26-9/3, 1974

Longest Angels Winning Streak: 7, 7/30/86-4/11/87 and 8/8/78-4/21/79

Last A's Series Sweep: 4/21-23, 1989 at Oakland (3 games)

Last Angels Series Sweep: 8/15-17, 1987 at California (3 games)

A'S BATTING AND PITCHING IN ANAHEIM STADIUM

1990		CAREER														
BATTING	AVG	G	AB	H	HR	RBI	AVG	G	AB	H	HR	RBI				
Baines	.400	5	10	4	0	0	.275	67	251	69	7	27				
Blankenship	.111	5	9	1	0	1	.111	5	9	1	0	1				
Canseco	.440	6	25	11	3	9	.284	25	102	29	9	23				
Gallego	.200	6	20	4	0	2	.132	24	53	7	0	4				
D. Henderson	.250	6	28	7	1	4	.285	47	151	43	6	18				
R. Henderson	.280	6	25	7	1	1	.276	64	257	71	8	22				
Jennings	.000	2	1	0	0	0	.250	5	4	1	0	3				
Lansford	.269	6	26	7	1	6	.284	269	1051	298	26	145				
Law	---	0	0	0	0	0	.347	16	49	17	0	8				
McGwire	.222	6	18	4	2	5	.269	22	78	21	8	21				
Quirk	.000	1	1	0	0	0	.270	31	89	24	2	8				
Riles	---	0	0	0	0	0	.214	13	56	12	1	7				
Steinbach	.200	5	20	4	0	0	.309	21	81	25	2	10				
Weiss	.300	5	20	6	0	3	.280	16	50	14	0	6				
Wilson	.267	6	15	4	0	3	.293	71	290	85	1	19				
PITCHING	ERA	W	L	S	G	IP	H	ER	ERA	W	L	S	G	IP	H	ER
Burns	6.35	0	1	0	3	5.7	4	4	6.19	0	1	1	7	16.0	12	11
Eckersley	0.00	0	0	4	4	4.7	3	0	2.66	5	3	7	21	94.7	79	28
Harris	6.00	1	0	0	1	3.0	2	2	6.00	1	0	0	1	3.0	2	2
Honeycutt	0.00	0	0	0	4	5.3	1	0	3.08	3	2	0	14	52.7	52	18
Klink	---	0	0	0	2	0.0	1	0	---	0	0	0	2	0.0	1	0
Moore	5.84	0	0	0	2	12.3	11	8	4.42	3	7	0	17	106.0	105	52
Nelson	0.00	0	0	1	3	5.7	6	0	3.93	2	2	1	15	34.3	39	15
Stewart	0.00	1	0	0	1	7.0	5	0	3.14	7	2	0	11	77.3	65	27
Welch	6.75	1	0	0	1	5.3	6	4	4.56	3	1	0	4	23.7	20	12
Young	---	0	0	0	0	0.0	0	0	5.51	2	2	0	5	32.7	39	20

CHICAGO WHITE SOX

Mailing Address:

Comiskey Park
333 W. 35th Street
Chicago, IL 60616
Phone: (312) 924-1000

General Manager: Ron Schueler
Field Manager: Jeff Torborg
1990 Record: 94-68, 2nd in West

Director of Public Relations: Doug Abel (312) 451-5301
Manager of Media Relations: Dana Noel (312) 451-5303
Traveling Secretary: Glen Rosenbaum
White Sox hotel in Oakland: Airport Hilton (415) 635-5000
A's hotel in Chicago: Westin (312) 943-7200

SERIES RESULTS (1968-90)

YEAR	HOME	ROAD	TOTALS	YEAR	HOME	ROAD	TOTALS
1968	4-5	4-5	8-10	1980	3-3	4-3	7-6
1969	6-3	4-5	10-8	1981	2-5	4-2	6-7
1970	7-2	9-0	16-2	1982	1-5	3-4	4-9
1971	1-8	6-3	7-11	1983	4-3	1-5	5-8
1972	6-3	2-4	8-7	1984	4-2	3-4	7-6
1973	6-3	6-3	12-6	1985	3-4	2-4	5-8
1974	7-2	4-5	11-7	1986	3-2	2-5	5-7
1975	6-3	3-6	9-9	1987	3-4	1-5	4-9
1976	6-3	3-5	9-8	1988	3-3	5-2	8-5
1977	3-5	2-5	5-10	1989	4-3	4-2	8-5
1978	3-4	5-3	8-7	1990	1-5	4-3	5-8
1979	3-4	1-5	4-9	Totals	89-84	82-88	171-172

Longest A's Winning Streak: 11, 6/20-9/7, 1970
Longest White Sox Winning Streak: 6, 5/15-24, 1979
Last A's Series Sweep: 8/8-10, 1988 at Oakland (3 games)
Last White Sox Series Sweep: 6/22-24, 1990 at Oakland (3 games)

A'S BATTING AND PITCHING IN COMISKEY PARK

1990							CAREER									
BATTING	AVG	G	AB	H	HR	RBI	AVG	G	AB	H	HR	RBI				
Baines	.118	6	17	2	1	1	.294	691	2523	741	88	428				
Blankenship	.000	6	5	0	0	1	.000	7	5	0	0	1				
J. Canseco	.308	3	13	4	0	2	.280	28	107	30	5	17				
Gallego	.278	6	18	5	1	2	.273	29	55	15	2	7				
D. Henderson	.444	5	18	8	2	6	.285	44	151	43	8	37				
R. Henderson	.261	6	23	6	1	1	.266	64	248	66	9	29				
Jennings	.313	5	16	5	0	2	.286	10	21	6	0	4				
Lansford	.233	7	30	7	0	1	.272	70	290	79	4	27				
Law	---	0	0	0	0	0	.265	196	578	153	13	73				
McGwire	.259	7	27	7	1	3	.250	25	88	22	4	11				
Riles	---	0	0	0	0	0	.244	13	41	10	2	10				
Quirk	1.000	2	3	3	0	2	.273	26	44	12	1	10				
Steinbach	.435	6	23	10	1	5	.218	22	78	17	1	5				
Weiss	.412	5	17	7	0	1	.377	18	53	20	0	3				
Wilson	.250	3	4	1	0	0	.278	68	248	69	4	20				
PITCHING	ERA	W	L	S	G	IP	H	ER	ERA	W	L	S	G	IP	H	ER
Burns	0.00	0	0	0	1	0.7	0	0	2.46	1	0	0	3	7.3	8	2
Eckersley	0.00	0	0	2	3	2.7	1	0	3.93	6	3	8	22	71.0	65	31
Harris	45.00	0	0	0	1	1.0	5	5	45.00	0	0	0	1	1.0	5	5
Honeycutt	3.37	0	0	0	3	2.7	3	1	4.03	4	5	0	22	76.0	79	34
Klink	0.00	0	0	0	1	1.0	2	0	0.00	0	0	0	1	1.0	2	0
Moore	3.38	1	1	0	2	13.3	9	5	5.26	3	6	0	11	63.3	71	37
Nelson	0.00	0	0	0	2	1.7	1	0	3.65	13	10	2	69	177.3	167	72
Stewart	4.80	0	2	0	2	15.0	17	8	4.25	3	6	0	13	78.3	86	37
Welch	3.21	2	0	0	2	14.0	11	5	3.12	3	1	0	5	34.7	29	12
Young	---	0	0	0	0	0.0	0	0	7.11	0	3	0	6	25.3	37	20

CLEVELAND INDIANS

Mailing Address:

Cleveland Stadium
Cleveland, OH 44114
Phone: (216) 861-1200

President and Chief Operating Officer: Hank Peters

Field Manager: John McNamara

1990 Record: 77-85, 4th in East

Vice President, Public Relations: Bob DiBlasio (216) 861-4454

Manager, Media Relations: John Maroon (216) 861-4454

Assistant Director, Media Relations: Susie Gharrity (216) 861-4454

Traveling Secretary: Mike Seghi

Indians hotel in Oakland: Airport Hilton (415) 635-5000

A's hotel in Cleveland: Stouffer Tower (216) 696-5600

SERIES RESULTS (1968-90)

YEAR	HOME	ROAD	TOTALS	YEAR	HOME	ROAD	TOTALS
1968	7-2	5-4	12-6	1980	4-2	2-4	6-6
1969	3-3	4-2	7-5	1981	1-1	1-2	2-3
1970	3-3	2-4	5-7	1982	3-3	5-1	8-4
1971	4-2	4-2	8-4	1983	1-5	4-2	5-7
1972	6-0	4-2	10-2	1984	2-4	3-3	5-7
1973	5-1	4-2	9-3	1985	5-1	4-2	9-3
1974	4-2	3-3	7-5	1986	3-4	0-6	3-10
1975	5-1	5-1	10-2	1987	4-2	4-2	8-4
1976	4-2	4-2	8-4	1988	5-1	3-3	8-4
1977	1-4	2-3	3-7	1989	4-2	6-0	10-2
1978	3-2	3-3	6-4	1990	5-1	3-3	8-4
1979	3-3	1-5	4-8	Totals	85-51	76-60	161-111

Longest A's Winning Streak: 10, 7/31/71-8/18/72

Longest Indians Winning Streak: 10, 9/25/85-9/14/86

Last A's Series Sweep: 9/18-20, 1989 at Cleveland (3 games)

Last Indians Series Sweep: 9/12-14, 1986 at Cleveland (3 games)

A'S BATTING AND PITCHING IN CLEVELAND STADIUM

1990 BATTING	1990						CAREER					
	AVG	G	AB	H	HR	RBI	AVG	G	AB	H	HR	RBI
Alenir	.000	4	5	0	0	0	.000	4	5	0	0	0
Baines	.524	6	21	11	2	4	.282	56	213	60	3	29
Blankenship	.000	1	1	0	0	0	.222	4	9	2	0	0
Canseco	.385	6	26	10	4	7	.328	29	119	39	11	37
Gallego	.083	4	12	1	0	1	.163	21	43	7	0	1
Hemond	---	0	0	0	0	0	---	1	0	0	0	0
D. Henderson	.286	6	21	6	0	2	.248	49	161	40	3	24
R. Henderson	.273	6	22	6	2	3	.323	66	260	84	12	35
Jennings	---	0	0	0	0	0	.000	2	2	0	0	0
Lansford	.320	6	25	8	1	3	.337	67	273	92	11	32
Law	---	0	0	0	0	0	.227	13	44	10	0	3
McGwire	.333	6	18	6	4	8	.354	24	96	34	10	24
Quirk	.500	2	6	3	1	4	.266	30	64	17	3	12
Riles	---	0	0	0	0	0	.261	17	69	18	1	5
Steinbach	.125	2	8	1	0	0	.240	20	75	18	3	7
Weiss	.071	5	14	1	0	1	.079	14	38	3	0	3
Wilson	.333	3	6	2	0	0	.279	59	215	60	1	21

PITCHING	1990						CAREER									
	ERA	W	L	S	G	IP	H	ER	ERA	W	L	S	G	IP	H	ER
Burns	---	0	0	0	0	0.0	0	0	4.91	0	0	1	3	7.3	10	4
Eckersley	0.00	1	0	0	2	3.0	2	0	3.20	28	19	2	67	393.7	330	140
Honeycutt	5.39	0	1	0	2	1.7	2	1	4.79	3	4	1	13	47.0	46	25
Klink	0.00	0	0	0	1	2.0	4	0	0.00	0	0	0	2	2.0	4	0
Moore	1.29	1	0	0	1	7.0	4	1	5.17	5	5	0	11	62.7	63	36
Nelson	0.00	0	0	0	2	3.3	3	0	3.21	3	3	3	18	56.0	53	20
Stewart	2.57	1	0	0	1	7.0	5	2	4.00	2	2	0	9	45.0	42	20
Welch	3.86	0	0	0	1	7.0	7	3	2.67	2	0	0	4	27.0	28	8
Young	1.50	0	1	0	1	6.0	5	1	7.00	0	1	0	2	9.0	11	7

DETROIT TIGERS

Mailing Address:

Tiger Stadium
 Detroit, MI 48216
 Phone: (313) 962-4000

General Manager: Joe McDonald

Field Manager: Sparky Anderson

1990 Record: 79-83, 3rd in East

Vice President, Public Relations: Dan Ewald (313) 962-4338

Public Relations Director: Greg Shea (313) 962-4338

Traveling Secretary: Bill Brown

Tigers hotel in Oakland: Airport Hilton (415) 635-5000

A's hotel in Detroit: Omni International (313) 222-7700

SERIES RESULTS (1968-90)

YEAR	HOME	ROAD	TOTALS	YEAR	HOME	ROAD	TOTALS
1968	3-6	2-7	5-13	1980	4-2	2-4	6-6
1969	3-3	2-4	5-7	1981	2-1	0-0	2-1
1970	3-3	3-3	6-6	1982	2-4	1-5	3-9
1971	4-2	4-2	8-4	1983	4-2	2-4	6-6
1972	4-2	4-2	8-4	1984	3-3	0-6	3-9
1973	4-2	1-5	5-7	1985	2-4	2-4	4-8
1974	3-3	4-2	7-5	1986	4-2	2-4	6-6
1975	2-4	4-2	6-6	1987	4-2	3-3	7-5
1976	4-2	2-4	6-6	1988	4-2	4-2	8-4
1977	3-2	2-3	5-5	1989	4-2	4-2	8-4
1978	2-3	2-3	4-6	1990	4-2	2-4	6-6
1979	2-4	3-3	5-7	Totals	74-62	55-78	129-140

Longest A's Winning Streak: 7, 9/6/86-5/9/87

Longest Tigers Winning Streak: 6, 9/2-15, 1968 and 5/18-30, 1982

Last A's Series Sweep: 7/22-24, 1988 at Oakland (3 games)

Last Tigers Series Sweep: 8/20-22, 1984 at Detroit (3 games)

A'S BATTING AND PITCHING IN TIGER STADIUM

1990								CAREER								
BATTING	AVG	G	AB	H	HR	RBI		AVG	G	AB	H	HR	RBI			
Baines	.000	1	3	0	0	0		.263	55	209	55	8	32			
Blankenship	.500	3	2	1	0	0		.333	4	6	2	0	0			
Canseco	.231	3	13	3	1	3		.237	23	93	22	3	12			
Gallego	.214	5	14	3	0	0		.130	18	46	6	0	3			
D. Henderson	.308	3	13	4	1	2		.238	36	126	30	2	16			
R. Henderson	.294	5	17	5	2	2		.315	52	200	63	11	20			
Howitt	.000	2	6	0	0	0		.000	2	6	0	0	0			
Jennings	.000	3	10	0	0	0		.000	5	11	0	0	0			
Lansford	.273	6	22	6	0	4		.283	71	272	77	9	35			
Law	---	0	0	0	0	0		.280	16	50	14	2	4			
McGwire	.136	6	22	3	2	5		.304	26	102	31	14	28			
Quirk	.500	2	2	1	0	0		.188	30	69	13	2	9			
Riles	---	0	0	0	0	0		.228	16	57	13	1	7			
Steinbach	.364	5	22	8	3	10		.290	19	62	18	4	11			
Weiss	.182	3	11	2	0	0		.200	13	45	9	1	4			
Wilson	.125	5	8	1	0	1		.272	61	228	62	0	14			
PITCHING	ERA	W	L	S	G	IP	H	ER	ERA	W	L	S	G	IP	H	ER
Burns	12.26	0	0	0	2	3.7	6	5	8.44	0	0	0	3	5.3	6	5
Eckersley	0.00	0	0	1	2	3.0	2	0	2.94	4	5	5	19	85.7	73	28
Harris	0.00	0	0	0	1	1.0	0	0	0.00	0	0	0	1	1.0	0	0
Honeycutt	11.59	0	0	0	3	2.3	4	3	4.14	0	4	0	14	50.0	54	23
Klink	6.75	0	0	0	4	4.0	5	3	12.38	0	0	0	5	8.0	16	11
Moore	---	0	0	0	0	0.0	0	0	5.71	2	5	0	10	58.3	59	37
Nelson	2.45	0	0	0	2	3.7	3	1	2.32	3	3	0	15	42.7	27	11
Stewart	9.82	0	2	0	2	11.0	19	12	5.52	3	4	0	10	45.7	56	28
Welch	5.90	1	1	0	2	10.7	13	7	5.11	2	2	0	4	24.7	25	14
Young	19.62	0	1	0	2	3.7	8	8	5.79	3	4	0	12	51.3	60	33

KANSAS CITY ROYALS

Mailing Address:
P.O. Box 419969
Kansas City, MO 64141
Phone: (816) 921-2200

General Manager: Herk Robinson
Field Manager: John Wathan
1990 Record: 75-86, 6th in West

Vice President, Public Relations: Dean Vogelaar (816) 921-8154
Assistant Director of Public Relations: Steve Fink (816) 921-8154
Traveling Secretary: Dave Witty
Royals hotel in Oakland: Airport Hilton (415) 635-5000
A's hotel in Kansas City: Westin Crown Center (816) 474-4400

SERIES RESULTS (1969-90)

YEAR	HOME	ROAD	TOTALS	YEAR	HOME	ROAD	TOTALS
1969	4-5	6-3	10-8	1981	1-2	2-1	3-3
1970	7-2	4-5	11-7	1982	3-3	3-4	6-7
1971	7-2	6-3	13-5	1983	4-3	2-4	6-7
1972	7-2	4-5	11-7	1984	4-2	4-3	8-5
1973	6-3	4-5	10-8	1985	3-4	2-4	5-8
1974	7-2	3-6	10-8	1986	2-4	3-4	5-8
1975	8-1	3-6	11-7	1987	3-4	5-1	8-5
1976	5-4	4-5	9-9	1988	2-4	3-4	5-8
1977	5-3	1-6	6-9	1989	4-3	2-4	6-7
1978	3-4	2-6	5-10	1990	5-1	4-3	9-4
1979	3-4	1-5	4-9	Totals	97-64	71-91	168-155
1980	4-2	3-4	7-6				

Longest A's Winning Streak: 5, 9/4-12, 1970 and 9/28/71-4/19/72

Longest Royals Winning Streak: 8, 9/4/78-6/18/79

Last A's Series Sweep: 6/8-10, 1990 at Oakland (3 games)

Last Royals Series Sweep: 6/14-16, 1988 at Oakland (3 games)

A'S BATTING AND PITCHING IN ROYALS STADIUM

1990		CAREER										
BATTING	AVG	G	AB	H	HR	RBI	AVG	G	AB	H	HR	RBI
Baines	.303	9	33	10	1	3	.245	57	229	56	9	29
Blankenship	.250	3	4	1	0	0	.111	8	18	2	0	0
Canseco	.294	5	17	5	1	2	.265	29	117	31	4	12
Gallego	.000	6	14	0	0	0	.262	25	61	16	0	8
D. Henderson	.167	6	12	2	0	0	.245	54	151	37	4	22
R. Henderson	.550	5	20	11	1	1	.352	66	256	90	5	19
Howitt	.000	2	2	0	0	0	.000	2	2	0	0	0
Jennings	.133	5	15	2	0	1	.136	10	22	3	0	2
Lansford	.083	4	12	1	0	1	.245	64	245	60	7	28
Law	---	0	0	0	0	0	.232	18	56	13	0	5
McGwire	.346	7	26	9	1	9	.306	28	98	30	3	18
Riles	---	0	0	0	0	0	.30	15	61	14	0	6
Quirk	.400	4	5	2	0	1	.250	310	704	176	14	75
Steinbach	.176	6	17	3	0	1	.262	21	65	17	0	7
Weiss	.231	7	26	6	0	1	.276	17	58	16	0	3
Wilson	.331	59	166	55	1	22	.297	908	3387	1005	18	270

1990		CAREER														
PITCHING	ERA	W	L	S	G	IP	H	ER	ERA	W	L	S	G	IP	H	ER
Burns	0.00	0	0	0	1	1.7	4	0	2.57	0	1	0	3	7.0	6	2
Eckersley	2.45	0	0	3	3	3.7	3	1	4.50	3	7	6	18	68.0	69	34
Harris	18.00	0	0	0	1	2.0	4	4	18.00	0	0	0	1	2.0	4	4
Honeycutt	9.00	0	0	0	2	1.0	2	1	4.15	1	2	2	11	30.3	39	14
Klink	3.00	0	0	0	2	3.0	1	1	3.00	0	0	0	2	3.0	1	1
Moore	10.81	0	1	0	1	3.3	9	4	6.51	2	8	0	11	56.7	76	41
Nelson	0.00	0	0	0	2	3.3	2	0	4.71	1	2	0	16	36.3	48	19
Stewart	4.40	1	1	0	2	14.3	12	7	4.33	4	4	0	14	70.7	75	34
Welch	3.38	2	0	0	2	13.3	17	5	3.38	3	0	0	5	32.0	34	12
Young	12.47	0	1	0	1	4.3	7	6	5.66	3	5	0	9	49.3	55	31

MILWAUKEE BREWERS

Mailing Address:

Milwaukee County Stadium

Milwaukee, WI 53214

Phone: (414) 933-4114

Executive V.P./General Manager: Harry Dalton

Field Manager: Tom Trebelhorn

1990 Record: 74-88, 6th in East

Director of Publicity: Tom Skibosh (414) 933-6975

Assistant Director of Publicity: Mario Ziino (414) 933-6975

Traveling Secretary: Jimmy Bank

Brewers hotel in Oakland: Airport Hilton (415) 635-5000

A's hotel in Milwaukee: Pfister (414) 273-8222

SERIES RESULTS (1970-90)

YEAR	HOME	ROAD	TOTALS	YEAR	HOME	ROAD	TOTALS
1970	6-3	4-5	10-8	1981	2-1	0-3	2-4
1971	7-2	8-1	15-3	1982	2-4	3-3	5-7
1972	4-2	4-2	8-4	1983	4-2	2-4	6-6
1973	4-2	4-2	8-4	1984	4-2	4-2	8-4
1974	4-2	3-3	7-5	1985	4-2	5-1	9-3
1975	3-3	4-2	7-5	1986	5-1	2-4	7-5
1976	5-1	2-4	7-5	1987	3-3	3-3	6-6
1977	3-2	2-3	5-5	1988	4-2	5-1	9-3
1978	0-5	1-4	1-9	1989	4-2	3-3	7-5
1979	4-2	2-4	6-6	1990	5-1	2-4	7-5
1980	2-4	3-3	5-7	Totals	79-48	66-61	145-109

Longest A's Winning Streak: 9, 10/1/70-6/20/71

Longest Brewers Winning Streak: 8, 5/30/78-5/18/79

Last A's Series Sweep: 6/20-22, 1988 at Milwaukee (3 games)

Last Brewers Series Sweep: 6/4-6, 1982 at Oakland (3 games)

A'S BATTING AND PITCHING IN COUNTY STADIUM

1990								CAREER							
PLAYER	AVG	G	AB	H	HR	RBI		AVG	G	AB	H	HR	RBI		
Baines	.300	3	10	3	1	1		.287	58	230	66	6	27		
Blankenship	---	1	0	0	0	0		.200	5	5	1	0	0		
Canseco	.125	6	24	3	0	3		.267	27	101	27	6	21		
Gallego	.273	5	11	3	0	2		.255	23	55	14	1	5		
D. Henderson	.182	6	22	4	0	1		.246	48	167	41	4	13		
R. Henderson	.294	5	17	5	1	2		.248	58	222	55	5	24		
Jennings	---	0	0	0	0	0		.000	2	3	0	0	1		
Lansford	.136	6	22	3	0	2		.246	67	268	66	1	23		
Law	---	0	0	0	0	0		.261	17	46	12	1	8		
McGwire	.100	6	20	2	0	1		.263	22	76	20	5	18		
Quirk	.200	4	10	2	0	1		.295	70	173	51	4	18		
Riles	---	0	0	0	0	0		.295	195	677	200	6	65		
Steinbach	.111	2	9	1	1	1		.385	17	65	25	2	12		
Weiss	.333	5	15	5	0	2		.395	13	43	17	0	5		
Wilson	.143	4	14	2	0	0		.238	62	239	57	2	14		

PITCHING																
	ERA	W	L	S	G	IP	H	ER	ERA	W	L	S	G	IP	H	ER
Burns	0.00	0	0	0	3	5.0	2	0	1.42	0	1	1	5	6.3	5	1
Eckersley	---	0	0	0	0	0.0	0	0	2.49	7	3	3	20	104.7	89	29
Harris	0.00	0	0	0	1	2.0	1	0	0.00	0	0	0	1	2.0	1	0
Honeycutt	0.00	0	0	0	3	3.7	2	0	4.96	1	2	0	12	32.7	36	18
Klink	3.86	0	0	0	2	2.3	2	1	3.86	0	0	0	2	2.3	2	1
Moore	7.71	0	1	0	1	4.7	5	4	2.61	5	4	0	9	72.3	60	21
Nelson	1.80	0	0	1	2	5.0	2	1	4.53	3	1	2	14	45.7	48	23
Stewart	6.48	1	1	0	2	8.3	12	6	3.40	5	2	2	10	53.0	53	20
Welch	12.00	0	1	0	1	3.0	5	4	5.12	0	2	0	4	19.3	23	11
Young	0.00	1	0	0	1	5.3	6	0	2.12	5	0	0	7	46.7	45	11

MINNESOTA TWINS

Mailing Address:

Hubert H. Humphrey Metrodome
501 Chicago Avenue South
Minneapolis, MN 55415
Phone: (612) 375-1366

Executive V.P./General Manager: Andy McPhail

Field Manager: Tom Kelly

1990 Record: 74-88, 7th in West

Director of Media Relations: Tom Mee (612) 375-7470

Assistant Director of Media Relations: Rob Antony (612) 375-7489

Traveling Secretary: Rernzi Kiratli

Twins hotel in Oakland: Airport Hilton (415) 635-5000

A's hotel in Minnesota: Hyatt Regency (612) 370-1234

SERIES RESULTS (1968-90)

YEAR	HOME	ROAD	TOTALS	YEAR	HOME	ROAD	TOTALS
1968	6-3	4-5	10-8	1980	5-2	2-4	7-6
1969	3-6	2-7	5-13	1981	3-0	5-2	8-2
1970	2-7	3-6	5-13	1982	5-2	5-1	10-3
1971	5-4	5-4	10-8	1983	4-2	5-2	9-4
1972	6-2	3-6	9-8	1984	4-3	1-5	5-8
1973	2-7	2-7	4-14	1985	3-1	2-7	5-8
1974	7-2	6-3	13-5	1986	4-3	3-3	7-6
1975	6-3	6-3	12-6	1987	3-3	0-7	3-10
1976	6-3	1-8	7-11	1988	4-3	4-2	8-5
1977	4-3	2-5	6-8	1989	4-2	3-4	7-6
1978	3-5	3-4	6-9	1990	5-2	2-4	7-6
1979	2-4	2-5	4-9	Totals	96-72	71-104	167-176

Longest A's Winning Streak: 9, 8/13/80-4/22/81

Longest Twins Winning Streak: 8, 8/11/78-5/28/78

Last A's Series Sweep: 9/19-21, 1988 at Oakland (3 games)

Last Twins Series Sweep: 6/26-28, 1989 at Minnesota (3 games)

A'S BATTING AND PITCHING IN METRODOME

1990							CAREER									
BATTING	AVG	G	AB	H	HR	RBI	AVG	G	AB	H	HR	RBI				
Alenir	1.000	1	1	1	0	1	1.000	1	1	1	0	1				
Baines	.333	3	9	3	0	2	.329	49	173	57	11	29				
Blankenship	.222	5	9	2	0	1	.182	8	11	2	0	1				
Canseco	.360	6	25	9	4	7	.234	28	111	26	7	21				
Gallego	.150	6	20	3	0	2	.280	21	50	14	2	6				
Hemond	---	0	0	0	0	0	---	1	0	0	0	0				
D. Henderson	.211	6	19	4	0	0	.230	47	148	34	2	12				
R. Henderson	.391	6	23	9	2	5	.316	54	196	62	6	26				
Jennings	.200	2	5	1	0	0	.200	5	10	2	0	1				
Lansford	.250	5	16	4	0	2	.315	50	184	58	2	17				
Law	---	0	0	0	0	0	.131	20	61	8	0	4				
McGwire	.286	6	21	6	2	3	.195	23	82	16	5	12				
Quirk	.375	3	8	3	0	0	.250	23	64	16	3	5				
Riles	---	0	0	0	0	0	.304	16	56	17	2	7				
Steinbach	.091	3	11	1	0	0	.167	19	72	12	0	1				
Weiss	.222	6	18	4	0	1	.326	15	43	14	1	7				
Wilson	.308	3	13	4	0	2	.349	55	235	82	3	19				
PITCHING	ERA	W	L	S	G	IP	H	ER	ERA	W	L	S	G	IP	H	ER
Burns	0.00	0	0	0	3	6.7	8	0	1.62	1	1	0	6	16.7	15	3
Eckersley	0.00	0	0	1	1	0.3	0	0	3.74	2	1	6	11	33.7	33	14
Harris	2.70	0	0	0	1	3.3	1	1	2.70	0	0	0	1	3.3	1	1
Honeycutt	26.95	0	1	0	2	1.7	6	5	7.20	0	1	0	6	10.0	17	8
Klink	0.00	0	0	0	2	3.7	2	0	2.60	0	0	0	9	17.3	21	5
Moore	13.49	0	1	0	1	4.7	9	7	4.59	2	6	0	13	88.3	92	45
Nelson	3.00	0	0	0	2	6.0	7	2	3.60	1	3	2	19	45.0	44	18
Stewart	4.85	1	1	0	2	13.0	16	7	4.65	3	5	0	9	62.0	62	32
Welch	31.50	0	1	0	1	2.0	7	7	8.05	1	3	0	4	19.0	31	17
Young	10.39	0	0	0	1	4.3	10	5	6.35	2	2	0	7	39.7	48	28

NEW YORK YANKEES

Mailing Address:

Yankee Stadium
Bronx, NY 10451
Phone: (212) 293-4300

General Manager: Gene Michael

Field Manager: Stump Merrill

1990 Record: 67-95, 7th in East

V.P./Media Relations: Arthur Richman (212) 579-4455

Director of Media Relations: Jeff Idelson (212) 579-4456

Traveling Secretary: Tony Bartirome

Yankees hotel in Oakland: Airport Hilton (415) 635-5000

A's hotel in New York: Grand Hyatt (212) 883-1234

SERIES RESULTS (1968-90)

YEAR	HOME	ROAD	TOTALS	YEAR	HOME	ROAD	TOTALS
1968	2-7	6-3	8-10	1980	3-3	1-5	4-8
1969	5-1	1-5	6-6	1981	2-2	1-2	3-4
1970	4-2	2-4	6-6	1982	3-3	2-4	5-7
1971	2-4	5-1	7-5	1983	2-4	2-4	4-8
1972	4-2	5-1	9-3	1984	3-3	1-5	4-8
1973	5-1	3-3	8-4	1985	4-2	1-5	5-7
1974	3-3	2-4	5-7	1986	4-2	3-3	7-5
1975	3-3	3-3	6-6	1987	4-2	3-3	7-5
1976	2-4	4-2	6-6	1988	4-2	2-4	6-6
1977	1-4	1-5	2-9	1989	4-2	5-1	9-3
1978	2-3	0-5	2-8	1990	6-0	6-0	12-0
1979	1-5	2-4	3-9	Totals	73-64	61-76	134-140

Longest A's Winning Streak: 14, 9/9/89 to 9/9/90*

Longest Yankees Winning Streak: 8, 6/12/78-4/24/79

Last A's Series Sweep: 9/7-9, 1990 at New York (3 games)

Last Yankees Series Sweep: 9/5-8, 1985 at New York (4 games)

*Indicates streak is active

A'S BATTING AND PITCHING IN YANKEE STADIUM

1990							CAREER									
BATTING	AVG	G	AB	H	HR	RBI	AVG	G	AB	H	HR	RBI				
Baines	.238	6	21	5	0	2	.304	60	227	69	10	38				
Blankenship	.250	2	4	1	0	0	.250	4	8	2	0	0				
Canseco	.375	6	24	9	2	3	.289	28	114	33	10	25				
Gallego	.278	6	18	5	0	4	.262	19	42	11	0	7				
D. Henderson	.222	3	9	2	1	1	.167	42	144	24	3	13				
R. Henderson	.269	6	26	7	4	5	.288	329	1222	352	39	127				
Jennings	---	0	0	0	0	0	.500	1	4	2	0	2				
Lansford	.136	6	22	3	0	1	.280	54	214	60	3	19				
Law	---	0	0	0	0	0	.240	14	50	12	0	4				
McGwire	.240	6	25	6	3	6	.177	26	96	17	6	12				
Quirk	---	0	0	0	0	0	.148	25	61	9	0	1				
Riles	---	0	0	0	0	0	.137	16	51	7	1	3				
Steinbach	.000	4	13	0	0	0	.290	18	69	20	2	12				
Weiss	.444	3	9	4	0	1	.289	12	38	11	1	5				
Wilson	.167	5	12	2	0	2	.303	74	300	91	2	15				
PITCHING																
	ERA	W	L	S	G	IP	H	ER	ERA	W	L	S	G	IP	H	ER
Burns	0.00	0	0	1	2	5.3	2	0	0.66	1	0	1	5	13.7	4	1
Eckersley	0.00	0	0	2	3	4.0	2	0	5.58	4	6	3	20	80.7	92	50
Honeycutt	0.00	0	0	1	3	1.7	1	0	4.03	3	6	3	19	58.0	68	26
Klink	---	0	0	0	0	0.0	0	0	0.00	0	0	0	1	2.7	2	0
Moore	2.57	1	0	0	1	7.0	4	2	4.44	2	5	0	7	48.7	47	24
Nelson	---	0	0	0	1	0.0	1	0	4.24	1	2	1	13	34.0	36	16
Stewart	2.25	1	0	0	1	8.0	9	2	3.54	3	2	0	9	48.3	50	19
Welch	0.00	1	0	0	1	9.0	6	0	2.74	2	0	0	3	23.0	20	7
Young	1.80	1	0	0	1	5.0	4	1	2.45	6	2	0	10	58.7	44	16

SEATTLE MARINERS

Mailing Address:
P.O. Box 4100
Seattle, WA 98104
Phone: (206) 628-3555

V.P./Baseball Operations: Woody Woodward
Field Manager: Jim Lefebvre
1990 Record: 77-85, 5th in West

Director of Public Relations: Dave Aust (206) 343-4608
Assistant Director of Public Relations: Pete Vanderwarker
Traveling Secretary: Craig Detwiler
Mariners hotel in Oakland: Airport Hilton (415) 635-5000
A's hotel in Seattle: Crowne Plaza (206) 464-1980

SERIES RESULTS (1977-90)

YEAR	HOME	ROAD	TOTALS	YEAR	HOME	ROAD	TOTALS
1977	3-4	4-4	7-8	1985	5-1	3-4	8-5
1978	7-1	6-1	13-2	1986	5-2	5-1	10-3
1979	5-1	3-4	8-5	1987	3-3	2-5	5-8
1980	4-3	4-2	8-5	1988	5-2	4-2	9-4
1981	3-1	3-0	6-1	1989	5-1	4-3	9-4
1982	4-3	2-4	6-7	1990	4-3	5-1	9-4
1983	4-2	5-2	9-4	Totals	63-28	52-37	115-65
1984	6-1	2-4	8-5				

Longest A's Winning Streak: 10, 4/10-7/5, 1978
Longest Mariners Winning Streak: 4, 5/9/84-7/29/84
Last A's Series Sweep: 4/13-15, 1990 at Seattle (3 games)
Last Mariners Series Sweep: 4/9-11, 1985 at Seattle (3 games)

A'S BATTING AND PITCHING IN THE KINGDOME

1990							CAREER									
BATTING	AVG	G	AB	H	HR	RBI	AVG	G	AB	H	HR	RBI				
Baines	.231	4	13	3	0	1	.288	63	250	72	6	40				
Blankenship	.214	5	14	3	0	1	.250	6	16	4	0	1				
Canseco	.182	6	22	4	0	4	.273	28	110	30	7	29				
Gallego	.222	6	18	4	1	3	.250	22	52	13	1	5				
D. Henderson	.182	3	11	2	1	2	.267	325	1081	289	50	155				
R. Henderson	.450	5	20	9	1	5	.280	56	214	60	7	24				
Howitt	.250	2	4	1	0	1	.250	2	4	1	0	1				
Jennings	.250	3	4	1	0	1	.625	5	8	5	1	3				
Lansford	.588	4	17	10	0	2	.310	71	271	84	8	36				
Law	---	0	0	0	0	0	.339	20	62	21	4	18				
McGwire	.222	6	18	4	2	4	.238	21	63	15	4	9				
Quirk	.250	4	8	2	0	3	.236	28	72	17	0	7				
Riles	---	0	0	0	0	0	.105	12	38	4	0	3				
Steinbach	.235	5	17	4	0	5	.239	20	67	16	0	10				
Weiss	.357	5	14	5	0	3	.171	15	41	7	0	4				
Wilson	.000	3	8	0	0	0	.230	71	283	65	2	13				
PITCHING	ERA	W	L	S	G	IP	H	ER	ERA	W	L	S	G	IP	H	ER
Burns	30.00	0	0	0	1	0.3	2	1	3.86	0	0	0	2	2.3	4	1
Chitren	0.00	0	0	0	2	2.0	0	0	0.00	0	0	0	2	2.0	0	0
Eckersley	0.00	0	0	2	2	2.0	1	0	2.71	4	3	7	17	63.0	59	19
Harris	0.00	0	0	0	1	1.7	0	0	0.00	0	0	0	1	1.7	0	0
Honeycutt	0.00	0	0	0	3	2.7	0	0	4.35	18	24	1	66	341.0	353	165
Klink	0.00	0	0	0	3	1.7	1	0	0.00	0	0	0	3	1.7	1	0
Moore	---	0	0	0	0	0.0	0	0	4.13	39	39	2	115	742.7	761	341
Nelson	2.08	0	0	0	4	4.3	3	1	6.80	2	7	1	31	95.3	123	72
Stewart	1.35	1	0	0	1	6.7	2	1	3.23	7	1	0	10	61.3	56	22
Welch	3.46	1	1	0	2	13.0	11	5	3.91	1	2	0	4	25.3	26	11
Young	8.21	1	0	0	2	7.7	10	7	6.46	2	3	0	7	30.7	38	22

TEXAS RANGERS

Mailing Address:
P.O. Box 1111
Arlington, TX 76010
Phone: (817) 273-5000

V.P., General Manager: Tom Grieve
Field Manager: Bobby Valentine
1990 Record: 83-79, 3rd in East

V.P., Public Relations: John Blake (817) 273-5208
Assistant Director, Public Relations: Larry Kelly (817) 273-5202
Traveling Secretary: Dan Schimek
Rangers hotel in Oakland: Airport Hilton (415) 635-5000
A's hotel in Texas: Sheraton Centre Park (817) 261-8200

SERIES RESULTS (1972-90)

YEAR	HOME	ROAD	TOTALS	YEAR	HOME	ROAD	TOTALS
1972	4-2	7-2	11-4	1982	3-3	2-5	5-8
1973	7-2	4-5	11-7	1983	2-5	0-6	2-11
1974	3-6	5-4	8-10	1984	5-1	3-4	8-5
1975	6-3	6-3	12-6	1985	3-4	3-3	6-7
1976	4-5	3-6	7-11	1986	2-4	1-6	3-10
1977	2-6	0-7	2-13	1987	3-4	3-3	6-7
1978	4-2	2-7	6-9	1988	4-2	4-3	8-5
1979	1-6	1-5	2-11	1989	4-3	4-2	8-5
1980	3-3	4-3	7-6	1990	3-3	5-2	8-5
1981	2-1	2-1	4-2	Totals	65-65	59-77	124-142

Longest A's Winning Streak: 8, 6/23-9/26, 1984
Longest Rangers Winning Streak: 13, 7/6/77-5/18/78
Last A's Series Sweep: 9/24-26, 1984 at Texas (3 games)
Last Rangers Series Sweep: 9/15-17, 1986 at Oakland (3 games)

A'S BATTING AND PITCHING IN ARLINGTON STADIUM

1990								CAREER								
BATTING	AVG	G	AB	H	HR	RBI		AVG	G	AB	H	HR	RBI			
Afenir	---	1	0	0	0	0		---	1	0	0	0	0			
Baines	.278	54	169	47	6	31		.278	134	460	128	18	70			
Blankenship	1.000	3	2	2	0	0		.333	9	9	3	0	0			
Canseco	.227	7	22	5	1	5		.289	32	121	35	8	23			
Gallego	.250	5	20	5	0	0		.245	21	53	13	0	4			
D. Henderson	.136	7	22	3	2	3		.225	59	178	40	8	26			
R. Henderson	.429	5	21	9	1	3		.273	65	256	70	4	21			
Howitt	.200	3	5	1	0	0		.200	3	5	1	0	0			
Jennings	.154	4	13	2	0	2		.217	10	23	5	0	2			
Lansford	.200	7	25	5	0	2		.266	73	293	78	4	33			
Law	---	0	0	0	0	0		.250	20	68	17	3	10			
McGwire	.235	6	17	4	2	5		.244	25	78	19	10	21			
Quirk	.143	4	7	1	1	3		.298	38	84	25	2	17			
Riles	---	0	0	0	0	0		.143	11	49	7	0	2			
Steinbach	.333	6	12	4	0	3		.281	22	64	18	5	18			
Weiss	.235	5	17	4	0	1		.273	16	44	12	0	3			
Wilson	.222	4	9	2	0	1		.277	71	285	79	2	21			
PITCHING	ERA	W	L	S	G	IP	H	ER	ERA	W	L	S	G	IP	H	ER
Burns	2.57	1	0	0	2	7.0	9	2	2.87	1	1	0	4	15.7	18	5
Chitren	3.60	1	0	0	2	5.0	5	2	3.60	1	0	0	2	5.0	5	2
Eckersley	0.00	0	0	4	4	3.7	4	0	2.35	3	4	9	21	92.0	82	24
Harris	1.50	0	0	0	1	6.0	2	1	1.50	0	0	0	1	6.0	2	1
Honeycutt	2.45	0	0	0	4	3.7	2	1	3.07	17	15	0	46	255.3	245	87
Klink	3.86	0	0	0	3	2.3	3	1	3.86	0	0	0	3	2.3	3	1
Moore	2.51	1	1	0	2	14.3	15	4	3.18	4	1	0	10	73.7	74	26
Nelson	0.00	0	0	0	4	4.0	4	0	3.18	2	2	1	19	51.0	40	18
Stewart	---	0	0	0	0	0.0	0	0	4.68	8	13	1	49	221.3	217	115
Welch	5.14	1	0	0	1	7.0	7	4	4.50	2	0	0	3	18.0	19	9
Young	---	0	0	0	0	0.0	0	0	3.70	1	2	0	4	24.3	18	10

TORONTO BLUE JAYS

Mailing Address:
300 The Esplanade West
Suite 3200
Toronto, Ontario M5V 3B3
Phone: (416) 341-1000

Executive V.P./Baseball: Pat Gillick
Field Manager: Cito Gaston
1990 Record: 86-76, 2nd in East

Director, Public Relations: Howard Starkman (416) 341-1255
Assistant Director, Public Relations: Mark Leno (416) 341-1302
Traveling Secretary: John Brioux
Blue Jays hotel in Oakland: Airport Hilton (415) 635-5000
A's hotel in Toronto: Hilton (416) 869-3456

SERIES RESULTS (1977-90)

YEAR	HOME	ROAD	TOTALS	YEAR	HOME	ROAD	TOTALS
1977	2-3	5-0	7-3	1985	2-4	3-3	5-7
1978	5-0	2-4	7-4	1986	5-1	3-3	8-4
1979	2-4	2-4	4-8	1987	3-3	4-2	7-5
1980	4-2	4-2	8-4	1988	3-3	6-0	9-3
1981	6-0	4-2	10-2	1989	4-2	3-3	7-5
1982	0-6	3-3	3-9	1990	2-4	5-1	7-5
1983	4-2	2-4	6-6	Totals	44-38	48-35	92-73
1984	2-4	2-4	4-8				


Longest A's Winning Streak: 9, 7/22/80-5/24/81
Longest Blue Jays Winning Streak: 8, 6/18-9/15, 1982
Last A's Series Sweep: 7/1-3, 1988 at Toronto (3 games)
Last Blue Jays Series Sweep: 9/6-8, 1982 at Oakland (3 games)

A'S BATTING AND PITCHING IN THE SKYDOME

1990 PLAYER							CAREER					
	AVG	G	AB	H	HR	RBI	AVG	G	AB	H	HR	RBI
Baines	.263	6	19	5	1	2	.333	9	33	11	2	3
Blankenship	---	0	0	0	0	0	.429	2	7	3	0	0
Canseco	.625	2	8	5	2	8	.364	6	22	8	4	12
Gallego	.231	5	13	3	0	2	.217	9	23	5	0	3
D. Henderson	.292	6	24	7	1	6	.333	10	39	13	2	8
R. Henderson	.333	6	18	6	2	6	.250	10	32	8	2	6
Jennings	.667	1	3	2	0	0	.667	1	3	2	0	0
Lansford	.240	6	25	6	0	1	.282	10	39	11	0	1
McGwire	.136	6	22	3	0	1	.211	10	38	8	2	5
Quirk	---	0	0	0	0	0	.000	3	6	0	0	0
Steinbach	.368	5	19	7	0	1	.333	8	30	10	1	5
Weiss	.300	6	20	6	0	4	.300	6	20	6	0	4
Wilson	.294	6	17	5	0	2	.300	9	30	9	0	2

PITCHING								CAREER								
	ERA	W	L	S	G	IP	H	ER	ERA	W	L	S	G	IP	H	ER
Burns	---	0	1	0	1	0.0	2	1	3.60	1	1	1	3	5.0	4	2
Eckersley	0.00	0	0	3	3	4.0	2	0	0.00	0	0	3	4	5.0	2	0
Honeycutt	0.00	0	0	0	4	3.7	2	0	1.69	0	0	0	6	5.3	4	1
Moore	2.57	1	0	0	1	7.0	4	2	1.38	2	0	0	2	13.0	10	2
Nelson	6.77	0	0	0	2	1.3	2	1	5.39	0	0	0	3	1.7	3	1
Stewart	0.00	1	0	0	1	9.0	0	0	4.15	1	1	0	2	13.0	9	6
Welch	3.14	2	0	0	2	14.3	14	5	3.80	2	1	0	3	21.3	22	9
Young	4.76	1	0	0	1	5.7	3	3	4.76	1	0	0	1	5.7	3	3

**ATHLETICS PLAYER
DEVELOPMENT**



A's PLAYER DEVELOPMENT SYSTEM 1991

DIRECTOR OF PLAYER DEVELOPMENT	Karl Kuehl
DIRECTOR OF SCOUTING	Dick Bogard
DIRECTOR OF BASEBALL ADMINISTRATION	Walt Jockett
DIRECTOR OF LATIN AMERICAN SCOUTING	Juan Marichal
ASSISTANT DIRECTOR OF BASEBALL ADMINISTRATION	Pamela Pitts
ADMINISTRATIVE ASSISTANT, PLAYER DEVELOPMENT	Ted Polakowski
ADMINISTRATIVE ASSISTANT, BASEBALL OPERATIONS	Jenella Roark
ASSISTANT SCOUTING DIRECTOR	Eric Kubota

Instructors:

DIRECTOR OF INSTRUCTION	Keith Llepman
INSTRUCTORS	Harvey Dorfman, Brad Fischer, Ron Plaza, Wes Stock

1991 Scouting Staff:

NATIONAL CROSS-CHECKER	Grady Fuson, Dave Roberts, Jeff Scott
WEST COAST SUPERVISOR	Ron Vaughn
ADVANCE SCOUT	Billy Beane
SCOUTS (Territory)	Tony Arias (Southern Florida, Puerto Rico), Mark Conkin (North Carolina, Kentucky, East Tennessee), Tim Corcoran (Southern California, Riverside, Desert Area, San Diego), Bill Gayton (Texas, Louisiana), James Guinn (San Francisco Bay Area), Michael Jones (Virginia, West Virginia, Maryland, Delaware, Western Pennsylvania), John Kazanas (Arizona, New Mexico, Utah, Colorado, Southern Nevada), Bill Merkel (Western Tennessee, Alabama, Mississippi, Florida Panhandle), Bill Meyer (Central Florida), Marty Miller (Illinois, Wisconsin, Minnesota, Iowa), Steve Nichols (Oklahoma, Arkansas, Kansas, Missouri), J.P. Ricciardi (New England, New York, New Jersey), Kelly Smith (Oregon, Washington), Mike Stafford (Indiana, Ohio, Michigan), Pat Sullivan (South Carolina, Georgia), Craig Wallenbrock (Southern California), David Wilder (Northern California, Northern Nevada)

TACOMA TIGERS (AAA)

Mailing Address:

P.O. Box 11087
Tacoma, WA 98411
Phone: (206) 752-7707
League: Pacific Coast

President/General Manager: Stan Naccarato

Manager: Jeff Newman
Coach: Glenn Abbott
Trainer: Walt Horn

JEFFREY LYNN NEWMAN

Born: Fort Worth, Texas, September 11, 1949

Bats: Right Throws: Right

Height: 6-2 Weight: 210

Catcher in his playing career.

Jeff Newman is in his first season as manager of the A's Triple-A affiliate after spending two years at Huntsville (AA) and one year at Modesto (A). In 1989 he earned Southern League Manager of the Year honors as a second half turnaround led the Stars into the playoffs. After he stopped playing in 1985, Jeff took a year off before becoming an instructor with the A's farm system in 1986. Before that, Newman was a player for the A's from 1976 through 1982. In 1983, he was sent to the Boston Red Sox along with Tony Armas for third baseman Carney Lansford. In Jeff's seven seasons with Oakland, he averaged .229 with 59 home runs. Newman's career average was .224 with 63 homers. His playing career began with the Cleveland Indians organization, where he was their 25th round selection in the June, 1970 free agent draft. He never played for the Indians' big club, and was sold to the A's in 1976. He made his major league debut in 1976 with the A's. His best year in the A's organization was in 1979. That year Jeff appeared in 143 games for the team and batted .231 with 22 homers (tops on the team) and 71 RBIs. Jeff attended Texas Christian University where he graduated with a B.S. in Education.

MANAGERIAL RECORD

Year	Club	League	Position	W-L
1988	Modesto	California	3rd - Northern Division	29-42
			3rd - Northern Division	25-45
1989	Huntsville	Southern	3rd - Western Division	37-35
			1st - Western Division	45-26
			(Defeated by Birmingham 3 games to 1 in first round of league playoffs)	
1990	Huntsville	Southern	2nd - Western Division	41-31
			3rd - Western Division	38-34

1990 TACOMA TIGERS RECAP

Record: 75-67

1st Half: 43-27, 1st - North

2nd Half: 32-40, 4th - North

Playoffs: Lost to Edmonton 3-2 in best of five semi-finals

The Tigers put together a 75-67 overall record and went on to the playoffs, winning the 1st half in the Northern Division of the Pacific Coast League. Tacoma lost a best of five playoff series to second half winner Edmonton, 3-2. Pitching is often called the name of the game and that was truly the case with the Tigers. **SCOTT CHIAMPARINO**, who was sent to Texas along with **JOE BITKER** in exchange for **HAROLD BAINES** had a fine season before joining the Rangers in September, compiling a 13-9 record and a 3.28 ERA. Righthander **RAY YOUNG** combined with Chiamparino to give the Tigers a potent 1-2 punch, as he went 14-7 with a 4.20 ERA and 137 strikeouts in 165 innings. Offensively, the Tigers were led by **KEVIN WARD**, who compiled a .297 average to go along with 30 doubles, 14 triples, 10 homers and 60 RBIs. Catchers **TROY AFENIR** (15 HR, 47 RBI) and **RUSS MCGINNIS** (13 HR, 77 RBI) each had solid power years and **DARREN LEWIS** (.291, 16 SB) and **DOUG JENNINGS** (.345, 19 2B) each were impressive in limited stints with the Tigers.

INDIVIDUAL BATTING

PLAYER	AVG.	G	AB	R	H	2B	3B	HR	RBI	BB	SO	SB
Afenir, Troy	.249	88	289	44	72	14	2	15	47	30	81	1
Arndt, Larry	.251	121	438	59	110	17	5	2	59	38	87	16
Blankenship, Lance	.258	24	93	18	24	7	1	1	9	14	16	7
Bordick, Mike	.227	111	348	49	79	16	1	2	30	46	40	3
Brosius, Scott	.143	3	7	2	1	0	1	0	0	1	3	0
Casey, Tim	.189	48	106	15	20	5	1	2	7	17	35	0
Dietrick, Pat	.200	13	30	3	6	2	0	0	1	3	10	0
Fields, Bruce	.280	87	336	46	94	18	2	2	34	36	62	8
Fox, Eric	.276	62	221	37	61	9	2	4	34	20	34	8
Hemond, Scott	.243	72	218	32	53	11	0	8	35	24	52	11
Howard, Steve	.270	97	330	55	89	18	4	10	45	42	100	17
Howitt, Dann	.265	118	437	58	116	30	1	11	69	38	95	4
Jennings, Doug	.346	60	208	32	72	19	1	6	30	31	36	4
Johnson, Wallace	.333	6	18	5	6	1	1	0	2	3	1	0
Lewis, Darren	.291	60	247	32	72	5	2	2	26	16	35	16
McGinnis, Russ	.248	110	359	57	89	19	1	13	77	75	70	2
Mercedes, Henry	.194	12	31	3	6	1	0	0	2	3	7	0
Pedrique, Al	.261	123	380	54	99	16	2	0	46	49	37	3
Scott, Dick	.308	22	26	2	8	2	0	0	3	3	5	0
Shockey, Scott	.279	13	43	1	12	4	1	0	7	0	7	0
Vice, Darryl	.400	7	10	3	4	1	0	0	1	7	2	1
Ward, Kevin	.297	123	421	83	125	30	14	10	60	44	72	24
Witmeyer, Ron	.290	10	31	5	9	2	0	1	7	1	3	0

INDIVIDUAL PITCHING

PITCHER	W	L	ERA	G	GS	CG	SV	IP	H	R	ER	BB	SO
Allison, Dana	0	0	0.00	2	0	0	0	1.1	1	0	0	1	2
Ariola, Tony	0	1	5.51	6	2	0	0	16.1	24	14	10	2	6
Bitker, Joe	2	3	3.20	48	0	0	26	56.1	51	22	20	20	52
Chiamparino, Scott	13	9	3.28	26	26	4	0	173.0	174	79	63	72	110
Chitren, Steve	0	0	0.00	1	0	0	0	0.2	1	0	0	0	2
Corsi, Jim	0	0	1.50	5	0	0	0	6.0	9	2	1	1	3
Fox, Eric	0	0	0.00	2	0	0	0	3.0	2	2	0	2	0
Lambert, Reese	3	3	5.85	31	0	0	0	47.2	54	32	31	26	27
Law, Joe	2	5	6.16	17	11	0	1	61.1	66	43	42	42	46
Leiper, Dave	0	1	5.82	6	0	0	2	17.0	19	12	11	9	8
McCoy, Tim	0	5	8.46	8	5	0	0	22.1	26	24	21	18	8
Miller, Russ	0	1	8.31	4	1	0	0	8.2	7	8	8	4	12
Norris, Mike	0	1	3.72	3	2	0	0	9.2	7	4	4	2	5
Otto, Dave	0	0	4.50	2	0	0	0	2.0	3	1	1	1	2
Raczka, Mike	6	5	3.56	42	0	0	2	55.2	48	27	22	35	54
Scott, Dick	0	0	0.00	1	0	0	0	1.0	2	0	0	0	0
Shaver, Jeff	0	4	5.76	19	6	0	2	45.1	54	33	29	26	42
Slusarski, Joe	4	2	3.40	9	9	0	0	55.2	54	24	21	22	37
Strebeck, Ricky	0	0	0.00	3	0	0	0	2.2	3	0	0	2	0
Veres, Dave	11	8	4.69	32	23	2	1	151.2	136	90	79	88	87
Walton, Bruce	5	5	3.11	46	5	0	7	98.1	103	42	34	23	67
Weber, Weston	5	2	5.00	35	2	0	1	63.0	64	44	35	43	35
Wojna, Ed	10	5	3.99	24	23	3	0	142.0	121	71	63	55	99
Young, Ray	14	7	4.20	28	27	1	0	165.0	155	87	77	105	137

INDIVIDUAL PITCHING

PITCHER	W	L	ERA	G	GS	CG	SV	IP	H	R	ER	BB	SO
Allison, Dana	7	1	2.39	35	0	0	2	52.2	52	14	14	6	36
Berg, Rich	3	3	3.93	33	0	0	4	50.1	51	27	22	31	21
Briscoe, John	0	0	13.50	3	0	0	0	4.2	9	7	7	7	7
Brown, Tony	0	0	14.40	4	0	0	0	5.0	7	8	8	7	3
Chavez, Sam	4	4	6.70	18	5	0	0	47.0	58	38	35	21	34
Chitren, Steve	2	4	1.68	48	0	0	27	53.2	32	18	10	22	61
Coomer, Ron	0	0	9.00	1	0	0	0	2.0	3	2	2	0	2
Eskew, Dan	14	3	3.34	25	25	0	0	148.1	133	62	55	60	128
Garcia, Apolinar	5	1	3.50	7	7	2	0	54.0	45	24	21	18	29
Green, Daryl	1	0	6.41	13	0	0	2	26.2	31	20	19	12	23
Grott, Matt	0	0	2.87	10	0	0	1	15.2	8	5	5	10	12
Guzman, Johnny	5	6	3.58	16	16	0	0	105.2	89	52	42	54	63
Harris, Ray	4	4	4.31	12	12	1	0	71.0	75	47	34	25	44
Harris, Reggie	0	2	3.03	5	5	0	0	29.2	26	12	10	16	34
Kraci, Darin	4	6	7.12	12	10	1	0	54.1	72	50	43	26	31
Macleod, Kevin	0	2	5.14	6	3	0	0	21.0	27	17	12	11	9
McCoy, Tim	1	1	2.70	6	1	0	0	13.1	18	8	4	4	17
Schock, Will	11	7	3.22	29	28	2	0	178.2	164	84	64	57	100
Slusarski, Joe	6	8	4.47	17	17	2	0	108.2	114	65	54	35	74
Stancel, Mark	5	8	4.39	46	4	0	7	96.1	102	59	47	47	51
Strebeck, Rick	1	1	5.02	12	0	0	2	14.1	13	8	8	6	7
Veilleux, Brian	1	0	3.27	11	0	0	1	11.0	13	4	4	3	4
Wernig, Pat	5	4	3.27	19	11	2	1	96.1	86	50	35	36	59

MODESTO A's (A)

Mailing Address:

P.O. Box 2437
 Modesto, CA 95351
 Phone: (209) 529-7368
 League: California

President: Burt Boltuch

General Manager: Chris Kemple
 Manager: Ted Kubiak
 Coach: Pete Richert
 Trainer: Dave Hollenback

THEODORE RODGER KUBIAK

Born: New Brunswick, New Jersey, May 12, 1942

Bats: Right Throws: Right

Height: 6-0 Weight: 175

Infielder in his playing career.

Ted Kubiak returns for his third season at the helm of the A's Single-A affiliate in Modesto. A familiar name to A's fans, Kubiak played in Oakland when the A's won their three straight World Championships between 1972 and '74. A utility infielder, who played all four of the infield positions, Kubiak played parts of 12 seasons in the major leagues. He began his career in the then-Kansas City A's organization and played six full years in the minors before finally making his major league debut with the Kansas City A's in 1967. He remained in the majors from that point through the 1976 season. His finest offensive seasons were the 1968, '69 and '70 seasons, when he hit .250, .249 and .252, respectively. After beginning his career with Kansas City, then Oakland, he was traded to the Seattle Pilots after the 1969 season. The Pilots moved to Milwaukee and became the Brewers and Kubiak remained with them until being traded to St. Louis during the 1971 season. He was traded to the Texas Rangers following the 1971 season and was later traded back to the A's in 1972. He spent that season and the following three years in Oakland, helping them to three World Championships before once again being traded, this time from Oakland to San Diego, where he closed out his playing career.

MANAGERIAL RECORD

Year	Club	League	Position	W-L
1989	Modesto	California	4th - Northern Division	28-43
			4th - Northern Division	28-43
1990	Modesto	California	4th - Northern Division	28-42
			4th - Northern Division	31-40

1990 MODESTO A's RECAP

Record: 59-82

1st Half: 28-42, 4th - North

2nd Half: 31-40, 4th - North

Though it struggled through another tough season, the A's Modesto affiliate had a number of performances and players to note. On the mound, lefthander **JOHNNY GUZMAN** went 7-4 with a 1.91 ERA before being promoted to Huntsville about midway through the season. The product of the A's program in the Dominican Republic pitched 84.2 innings and allowed just 67 hits, while striking out 58. Despite a 3-11 record, **APOLINAR GARCIA**, another product of the Dominican Republic, put together

MODESTO, cont.

a 3.59 ERA, going 123 innings and allowing just 113 hits, while striking out 96. Offensively, **DWAYNE HOSEY** had an outstanding season for the A's, hitting .294, with 21 doubles, 5 triples, 16 homers, 61 RBIs and 30 stolen bases. **SCOTT SHOCKEY** hit .325 with 9 homers and 50 RBIs in just 200 at-bats in Modesto and **JOEL CHIMELIS** hit .346 in 46 games with the A's, after spending most of the season with Reno.

INDIVIDUAL BATTING

PLAYER	AVG.	G	AB	R	H	2B	3B	HR	RBI	BB	SO	SB
Booker, Eric	.320	8	25	4	8	1	0	0	5	1	5	2
Borrelli, Dean	.230	52	148	22	34	9	1	1	11	24	25	0
Buccheri, James	.280	36	125	27	35	4	1	0	7	25	16	15
Carcione, Tom	.231	66	195	22	45	5	0	5	25	29	47	0
Chimelis, Joel	.346	46	188	29	65	14	1	2	23	18	20	10
Conte, Mike	.243	73	268	31	65	14	1	6	37	35	50	6
Correia, Ron	.244	87	246	27	60	6	3	0	16	22	41	4
Hendley, Brett	.187	67	201	26	37	8	1	6	27	37	68	3
Hernandez, Carlos	.143	15	42	5	6	1	0	0	3	5	17	1
Hosey, Dwayne	.294	113	453	77	133	21	5	16	61	50	70	30
Kennedy, Michael	.119	14	42	1	5	0	0	0	1	4	15	0
Lofthus, Kevin	.200	23	80	6	16	4	0	1	10	5	34	1
Matos, Francisco	.274	83	321	46	88	12	1	1	20	15	65	26
Messerly, Michael	.241	113	353	49	85	22	1	4	33	53	86	3
Ortiz, Joe	.333	7	6	0	2	0	0	0	0	0	4	2
Paquette, Craig	.238	130	495	65	118	23	4	15	59	47	123	8
Parry, Bob	.252	80	282	38	71	14	2	8	42	32	46	3
Shockey, Scott	.325	51	200	32	65	13	0	9	50	13	48	1
Thomas, Keith	.223	62	215	24	48	7	0	4	21	14	65	16
Vannaman, Tim	.200	57	190	18	38	5	0	1	19	18	52	7
Vice, Darryl	.277	59	202	25	56	3	1	3	25	26	40	1
Waggoner, James	.163	35	86	13	14	3	0	0	5	21	25	1
Witmeyer, Ron	.234	92	333	38	78	14	5	10	45	41	74	0

INDIVIDUAL PITCHING

PITCHER	W	L	ERA	G	GS	CG	SV	IP	H	R	ER	BB	SO
Allison, Dana	0	0	2.33	10	0	0	4	19.1	13	9	5	3	19
Briscoe, John	3	6	4.59	29	12	1	4	86.1	72	50	44	52	66
Chavez, Sam	4	2	4.22	9	9	1	0	53.1	57	29	25	19	43
Correia, Ron	0	1	0.00	1	0	0	0	1.0	1	4	0	3	0
Erwin, Scott	6	11	4.32	25	25	2	0	131.1	122	89	63	78	128
Garcia, Apolinar	3	11	3.59	20	20	1	0	123.0	113	63	49	41	96
Green, Daryl	3	2	2.31	20	2	0	1	39.0	34	17	10	17	40
Grott, Matthew	2	0	2.04	12	0	0	4	17.2	10	7	4	14	28
Guzman, Johnny	7	4	1.91	13	13	1	0	84.2	67	25	18	23	58
Hill, Freddie	0	0	10.80	2	0	0	0	1.2	4	2	2	2	1
Lardizabal, Ruben	3	10	4.36	26	18	0	0	130.0	138	76	63	52	70
Lawson, James	3	5	4.61	23	2	0	2	52.2	40	33	27	40	39
Leiper, Dave	1	0	0.00	3	1	0	0	9.0	2	1	0	1	6
Love, Will	1	1	4.90	37	2	0	2	68.0	71	46	37	50	60
McCoy, Tim	1	1	1.74	11	1	0	2	20.2	9	4	4	9	23
Miller, Rick	2	3	3.24	10	1	0	1	25.0	22	13	9	11	20
Patrick, Bronswell	3	7	5.18	14	14	0	0	74.2	92	58	43	32	37
Peck, Steve	4	2	4.14	30	2	0	3	58.2	58	29	27	27	46
Pena, Pedro	3	7	3.75	12	12	0	0	72.0	66	37	30	37	43
Phoenix, Steve	4	1	4.58	6	6	0	0	37.1	43	21	19	10	23
Rose, Bill	0	0	1.29	6	0	0	1	14.0	14	5	2	6	10
Shaver, Jeff	0	1	9.00	1	1	0	0	4.0	7	5	4	3	1
Smith, Todd	2	5	4.43	41	0	0	4	65.0	62	40	32	48	65
Strebeck, Ricky	2	1	3.05	14	0	0	4	20.2	12	7	7	10	13
Taylor, Bill	4	1	3.51	22	0	0	2	33.1	29	15	13	19	29
Zancanaro, David	1	2	6.23	4	2	0	0	13.0	13	9	9	14	7

MADISON MUSKIES (A)

Mailing Address:
P.O. Box 882
Madison, WI 53701
Phone: (608) 241-0010
League: Midwest

President: Chuck Barnhill
General Manager: Jeff Jurgella
Manager: Gary Jones
Coach: Scott Budner
Trainer: Shane Borchert

GARY WAYNE JONES

Born: Henderson, Texas, November 11, 1960

Bats: Left **Throws:** Right

Height: 5-9 **Weight:** 163

Infielder in his playing career.

Gary Jones takes over at Madison this year after managing at Scottsdale last year. He served as player-coach in Huntsville in 1989 and finished his playing career with a .275 average. Jones came to the A's organization from the Chicago Cubs along with John Cox in exchange for Bob Bathe and Phil Stephenson prior to the 1986 season and had perhaps his finest season ever. That year he hit .311, stole 34 bases and scored 116 runs. He was promoted to Tacoma for the 1987 and '88 seasons before taking his player-coach position in Huntsville. After being drafted by the Cubs in 1982, Jones began his pro career in Geneva of the New York-Penn League. He played just two games there before being promoted and finishing the season at Sarasota of the Gulf Coast League, where he hit .349 and stole 18 bases in just 29 games. From there, he spent three more years with the Cubs before being acquired by the A's. A native of Henderson, Texas, Jones was a four-sport letterman at Henderson High School. From there it was on to Paris Junior College for two years and the University of Arkansas. As a Razorback, Jones was a first-team All Southwest Conference selection.

MANAGERIAL RECORD

Year	Club	League	Position	W-L
1990	Scottsdale	Arizona	4th	25-27

1990 MADISON MUSKIES RECAP

Record: 74-61

1st Half: 40-28, 1st - North

2nd Half: 34-33, 4th - North

Playoffs: Lost to South Bend in best of three semi-final, 2-0.

The Muskies led the A's Player Development System with a 74-61 record, earning themselves a berth in the Midwest League playoffs, where they lost to South Bend two games to zero. Still, the playoff loss could not put a damper on what was an excellent season. **FRED COOLEY** was the team's leader offensively, putting together an excellent power year. The big first baseman hit .259 with 13 doubles, a triple, 22 homers and 66 RBIs in just 101 games. **LEE TINSLEY** continued to show promise, recording a .251 average to go along with 14 doubles, 11 triples, 12 homers, 59 RBIs and 44 stolen bases. **GAVIN OSTEEN**, the son of former major league pitcher and coach Claude Osteen, led the Muskies pitching staff, going 10-10 with a 3.10 ERA. In 154 innings, he allowed 126 hits and struck out 120. **DARIN KRACL** was 10-2 with a 1.98 ERA before being promoted to Huntsville and **MATT GROTT** was 2-0 with an 0.36 ERA and 12 saves before being moved to Modesto. In three late-season appearances, **TODD VAN POPPEL**, the A's No. 1 choice in the June free agent draft, was 2-1 with a 3.95 ERA and 17 strikeouts in 13.2 innings.

INDIVIDUAL BATTING

PLAYER	AVG.	G	AB	R	H	2B	3B	HR	RBI	BB	SO	SB
Abbott, Kurt	.232	104	362	38	84	18	0	0	28	47	74	21
Armas, Marcos	.238	75	260	32	62	13	0	7	33	10	80	3
Beck, Wynn	.264	102	330	41	87	13	1	8	51	46	67	0
Campa, Eric	.255	29	102	11	26	1	0	0	8	4	19	0
Conte, Mike	.173	55	173	24	30	2	1	4	16	21	38	4
Cooley, Fred	.259	101	363	50	94	18	1	22	66	29	110	1
Dattola, Kevin	.324	25	102	12	33	0	2	1	9	7	10	11
Helfand, Eric	.250	1	4	0	1	0	0	0	0	0	0	0
Henry, Scott	.239	46	134	21	32	6	1	1	15	32	22	0
Lydy, Scott	.190	54	174	33	33	6	2	4	19	25	62	7
McCormick, Glenn	.163	19	49	6	8	2	0	0	5	11	17	0
Mercedes, Henry	.227	90	282	29	64	13	2	3	38	30	100	6
Osinski, Glenn	.249	54	213	32	53	13	1	2	26	16	49	9
Parry, Bob	.125	2	8	3	1	0	0	0	0	3	3	0
Shockey, Scott	.261	71	253	45	66	16	2	10	43	26	60	2
Simmons, Enoch	.184	117	359	47	66	10	1	3	29	47	98	17
Tamarez, Carlos	.146	17	41	6	6	1	0	0	3	5	21	0
Thomas, Keith	.211	44	142	21	30	3	1	3	20	10	43	12
Tinsley, Lee	.251	132	482	88	121	14	11	12	59	78	175	44
Tredway, Ed	.211	42	90	9	19	2	0	0	8	3	21	1
Vice, Darryl	.235	65	196	28	46	7	0	0	12	39	45	1
Waggoner, Jim	.246	39	114	16	28	3	0	1	8	26	18	4
Weaver, Trent	.293	22	75	10	22	4	1	1	11	14	16	1

MADISON, cont.

INDIVIDUAL PITCHING

PITCHER	W	L	ERA	G	GS	CG	SV	IP	H	R	ER	BB	SO
Brimhall, Brad	0	1	8.06	11	3	0	0	22.1	29	23	20	20	18
Conte, Mike	0	0	0.00	1	0	0	0	1.0	0	0	0	0	1
Cormier, Russ	3	0	2.06	8	8	2	0	52.1	34	17	12	17	38
Deleon, Gerbacio	4	6	4.78	15	15	0	0	81.0	108	64	43	26	46
Gibbs, Jim	2	0	4.05	18	0	0	7	20.0	16	10	9	20	24
Grott, Matt	2	0	0.36	22	0	0	12	25.0	15	5	1	14	36
Gulledge, Hugh	3	6	3.74	19	13	1	0	79.1	78	38	33	36	54
Henry, Scott	0	0	4.50	1	0	0	0	2.0	4	1	1	1	3
Kracl, Darin	10	2	1.98	14	14	4	0	100.0	73	39	22	37	58
Kuhn, Chad	5	4	3.18	21	7	0	0	65.0	60	30	23	26	37
Latter, Dave	6	8	2.53	43	1	0	1	78.1	52	29	22	34	77
Lawson, Jim	0	0	19.85	7	0	0	0	11.1	29	28	25	9	8
Martinez, Rey	0	0	4.70	6	0	0	0	7.2	11	6	4	4	6
Mejia, Leandro	6	2	1.92	20	5	0	0	65.2	52	19	14	21	42
Mohler, Mike	1	1	3.41	42	2	0	1	63.1	56	34	24	32	72
Osteen, Gavin	10	10	3.10	27	27	1	0	154.0	126	69	53	80	120
Patrick, Bronswell	3	7	3.60	13	12	3	0	80.0	88	44	32	19	40
Peck, Steve	2	2	5.24	5	4	0	0	22.1	24	15	13	9	14
Peek, Tim	5	3	2.70	39	0	0	7	56.2	41	19	17	10	70
Pena, Pedro	5	4	2.68	14	14	2	0	84.0	63	31	25	41	48
Sudbury, Craig	4	2	4.62	7	6	0	0	37.0	32	23	19	29	18
Taylor, Bill	1	2	3.26	19	1	0	2	30.1	27	12	11	11	23
Van Poppel, Todd	2	1	3.95	3	3	0	0	13.2	8	11	6	10	17
Vice, Darryl	0	0	0.00	2	0	0	0	2.0	1	0	0	1	1
Waggoner, Jim	0	0	0.00	1	0	0	0	1.0	0	0	0	0	0

SOUTHERN OREGON A's (A)

Mailing Address:

P.O. Box 1457

Medford, OR 97501

Phone: (503) 770-5364

League: Northwest

President/General Manager: John LeCompte

Manager: Grady Fuson

Coach: Jim Slaton

Trainer: Greg Hauck

GRADY LEE FUSON

Born: San Diego, California, April 19, 1956

Bats: Right Throws: Right

Height: 5-9 Weight: 170

Infielder in his playing career.

Returning to the helm for the third consecutive season in Southern Oregon is Grady Fuson. A member of the A's organization since 1982, Fuson had managed the Medford club for the A's in 1985 and had been a coach in Idaho Falls in 1982 and '83 and in Modesto in 1984. He also served as an instructor with the A's Scottsdale team in 1988. In addition to his on-field duties, Fuson has been a scout with the A's organization since he was hired in 1982. He was promoted to national cross checker following the 1990 season. A San Diego native, Fuson played baseball, football and soccer at Kearny High School, where his classmates included Detroit Tigers' star Alan Trammell. Fuson was named to the San Diego City All-Star team in 1974. From there, he went on to attend the University of Puget Sound from 1975 through 1978. Fuson signed with the Salem Senators in the Northwest League in 1978, and that season he hit .317 to finish 7th in the league batting race. After playing with Salem again in 1979, he returned to Puget Sound and at the time he was the youngest NCAA Division I coach in the country. In the summer and fall of 1981 he coached at the University of Washington before joining the A's in 1982.

MANAGERIAL RECORD

Year	Club	League	Position	W-L
1985	Medford	Northwest	4th - Southern Division	33-41
1989	Southern Oregon	Northwest	1st - Southern Division	45-30
			(Lost to Spokane, Northern Division Winner, 2 games to 1, in League Championship Series)	
1990	Southern Oregon	Northwest	2nd - Southern Division	40-36

1990 SOUTHERN OREGON A's RECAP

Record: 40-36, 2nd - South

After getting off to a very slow start, winning just 2 of their first 13 games, the Southern Oregon A's came back to play very solid baseball over the remainder of the season, finishing in 2nd place in the Southern Division of the Northwest League with their 40-36 record. The story for the A's was pitching, which was

no coincidence since the A's first 5 picks in the draft were all pitchers. Those five picks and their stats in Medford: righthander **KIRK DRESSENDORFER** (0-1, 2.33 ERA, 22 SO in 19.1 IP) from the University of Texas, righthander **DON PETERS** (1-1, 0.76 ERA, 34 SO in 35.2 IP) from the College of St. Francis, lefthander **CURTIS SHAW** (4-6, 3.53 ERA, 74 SO in 66.1 IP) from Kansas University, righthander **TODD VAN POPPEL** (1-1, 1.13 ERA, 32 SO in 24 IP) from Martin HS in Arlington, Texas and **DAVE ZANCANARO** (3-0, 3.86 ERA, 42 SO in 44.2 IP) a lefthander from UCLA and Sacramento. Two other pitchers who had excellent seasons for the A's were **JIM DILLON**, who was named Minor League Pitcher of the Week for the last week of the season and went 4-1 with a 1.54 ERA and **TODD REVENIG** who had 6 saves and a 0.81 ERA. Offensively, the A's were led by former San Jose State star **ERIC BOOKER** who hit .305 and had 4 homers and 33 RBIs.

INDIVIDUAL BATTING

PLAYER	AVG.	G	AB	R	H	2B	3B	HR	RBI	BB	SO	SB
Booker, Eric	.305	53	187	39	57	12	0	4	33	43	44	14
Cabrera, Juan	.308	8	26	1	8	0	0	0	1	4	2	3
Campa, Eric	.237	14	38	4	9	1	0	0	5	2	10	2
Dattola, Kevin	.270	41	148	33	40	9	1	0	13	36	33	16
Hart, Chris	.264	67	239	50	63	14	2	6	32	37	85	15
Helfand, Eric	.285	57	207	29	59	12	0	2	39	20	49	4
Henry, Scott	.294	6	17	4	5	1	0	0	2	3	4	1
Hernandez, Carlos	.282	16	39	4	11	1	0	0	3	5	10	3
Lanfranco, Luis	.282	69	245	37	69	10	2	2	28	25	74	6
Martinez, Manny	.246	66	244	35	60	5	0	2	17	16	59	6
Mercado, Rafael	.164	49	140	13	23	4	0	0	14	11	44	3
Muhlethaler, Mike	.256	62	211	34	54	8	2	4	31	22	48	1
Osinski, Glenn	.200	6	30	1	6	1	0	0	3	0	9	1
Picketts, Bill	.250	68	252	30	63	8	1	0	41	45	39	5
Reid, Greg	.333	3	3	0	1	0	0	0	0	1	0	0
Salazar, Carlos	.271	57	166	14	45	7	1	1	19	18	44	1
Tamarez, Carlos	.220	58	191	22	42	0	4	0	17	16	51	5
Tredway, Ed	.250	22	60	7	15	0	0	1	7	1	15	4
Young, Ernie	.280	50	168	34	47	6	2	6	23	28	53	4

INDIVIDUAL PITCHING

PITCHER	W	L	ERA	G	GS	CG	SV	IP	H	R	ER	BB	SO
Brimhall, Brad	2	6	5.10	16	16	0	0	67.0	73	49	38	44	64
Clifford, Jeff	2	1	3.93	20	0	0	0	50.1	42	30	22	26	52
Connolly, Craig	6	3	3.33	21	1	0	2	46.0	41	19	17	20	45
Craft, Mark	3	3	4.11	17	1	0	0	35.0	33	20	16	20	24
Dillon, Jim	4	1	1.54	9	7	1	0	35.0	25	9	6	5	31
Dressendorfer, Kirk	0	1	2.33	7	4	0	0	19.1	18	7	5	2	22
Garland, Chaon	4	3	3.08	11	9	0	0	49.2	40	21	17	15	42
Johns, Doug	0	2	5.73	6	2	0	1	11.0	13	9	7	11	9
Martinez, Manny	0	0	45.00	1	0	0	0	1.0	5	5	5	2	0
Myers, Eric	1	2	2.98	24	0	0	5	42.1	39	16	14	12	43
Peters, Don	1	1	0.76	11	7	0	0	35.2	20	7	3	17	34
Revenig, Todd	3	2	0.81	24	0	0	6	44.2	33	13	4	9	46
Scharff, Tony	0	0	12.54	4	2	0	0	9.1	13	16	13	14	12
Shaw, Curtis	4	6	3.53	17	9	0	0	66.1	54	28	26	30	74
Sudbury, Craig	2	2	2.91	7	5	0	0	34.0	26	13	11	13	29
Tripp, Dave	3	2	4.28	16	0	0	0	40.0	38	26	19	15	34
Van Poppel, Todd	1	1	1.13	5	5	0	0	24.0	10	5	3	9	32
Vizzini, Dan	1	0	2.20	16	0	0	1	28.2	19	10	7	16	41
Zancanaro, David	3	0	3.86	10	8	0	0	44.1	44	22	19	13	42

SCOTTSDALE A's (Rookie)

Mailing Address:
3370 N. Hayden Rd. #123-236
Scottsdale, AZ 84251
Phone: (602) 949-5951
League: Arizona

Manager: Dickie Scott
Coach: Gil Patterson
Trainer: Joel Wakefield

RICHARD EDWARD SCOTT

Born: Ellsworth, Maine, July 19, 1962
Bats: Right **Throws:** Right
Height: 6-1 **Weight:** 175

Infielder in his playing career.

Dickie Scott begins his first year as manager in the A's organization with Oakland's Scottsdale affiliate in the Arizona league. He played professional ball for 10 years, including his last two with A's

SCOTTSDALE, cont.

organization at Tacoma. He batted .308 last year as a player-coach at the A's Triple-A affiliate. Scott made his only major league appearance with the A's in 1989. He was 0 for 2 in three games but did drive in a run during his two-week stay. He was signed by the A's as a minor league six-year free agent following the 1988 season after spending eight years in the New York Yankee organization. Originally a 17th round selection of the Yankees in the June, 1981 draft, he played at every level in the Yankee chain except the major leagues. After spending his first year in pro ball at Bradenton of the Gulf Coast League, Scott batted .500 in a brief five-game stint with the Yankees AAA Columbus team. He had perhaps his most productive season with Ft. Lauderdale of the Florida State league in 1984, batting .245 with 6 home runs and 37 RBI. In 1986, he hit .270 at Columbus and he finished his career in the Yankee organization at Albany (AA) in 1988.

1990 SCOTTSDALE A's RECAP

Record: 25-27 (4th)

The A's affiliate in the Arizona Rookie League had a solid season, finishing 2 games under the .500 mark with a 25-27 record. The A's were led by **ROBERT CARLSEN**, who hit .367, and catcher **ISLAY MOLINA**, who hit .352 with 12 doubles, 2 triples and 18 RBIs. Also having solid offensive seasons were **TONY PRITCHETT** (.276, 6 2B, 9 3B, 3 HR, 34 RBIs, 20 SB) and **JEFF DUNCAN** (.252, 12 2B, 2 3B, 2 HR, 27 RBIs). **JOSE ACOSTA** led the A's with 5 wins and **RICK MILLER** from nearby Grand Canyon College went 4-0 with a 3.38 ERA.

INDIVIDUAL BATTING

PLAYER	AVG.	G	AB	R	H	2B	3B	HR	RBI	BB	SO	SB
Aracena, Luis	.283	48	159	25	45	8	1	0	21	29	44	11
Bailey, Reggie	.163	41	129	10	21	2	0	2	15	4	28	0
Cabrera, Juan	.254	17	63	7	16	1	1	0	8	4	13	2
Carlsen, Robert	.367	36	120	34	44	9	0	1	20	23	14	9
Dionicio, Eurben	.167	37	108	16	18	2	0	2	11	13	41	2
Duncan, Jeff	.252	42	151	30	38	12	2	2	27	26	44	5
Francisco, Vicente	.246	43	175	23	43	3	2	0	14	6	42	5
Fuentes, Nelson	.205	16	44	5	9	1	0	1	6	2	11	0
Hust, Gary	.190	43	147	12	28	1	2	1	9	11	60	2
Keathley, Don	.252	44	127	16	32	2	0	2	10	19	37	0
Kennedy, Mike	.227	13	44	1	10	1	0	1	7	2	4	0
Lydy, Scott	.340	18	50	8	17	6	0	2	11	10	14	0
Mercado, Rafael	.286	5	21	4	6	0	0	0	6	2	6	0
Molina, Islay	.352	38	122	19	43	12	2	0	18	9	21	5
Moriso, Pablo	.000	1	1	0	0	0	0	0	0	0	1	0
Olofson, Chris	.231	24	52	10	12	0	0	0	2	4	17	5
Pritchett, Tony	.276	50	192	43	53	6	9	3	34	32	42	20
Reid, Greg	.252	33	103	19	26	6	0	0	8	17	27	8

INDIVIDUAL PITCHING

PITCHER	W	L	ERA	G	GS	CG	SV	IP	H	R	ER	BB	SO
Acosta, Jose	5	5	3.92	12	12	0	0	62.0	71	45	27	21	27
Floyd, Tony	1	0	2.48	12	0	0	0	29.0	27	10	8	7	32
Fults, Tony	1	1	9.82	3	1	0	0	3.2	4	5	4	9	4
Gechter, Tony	0	0	1.42	10	0	0	0	19.0	13	8	3	9	14
Hill, Fred	1	1	2.70	9	0	0	1	13.1	14	7	4	7	14
Hokuf, Ken	3	4	5.40	20	0	0	0	36.2	43	33	22	25	36
Johns, Doug	3	1	1.84	8	7	1	0	44.0	36	17	9	9	37
Lara, Nelson	0	1	5.09	15	0	0	0	17.2	24	17	10	10	12
Lynch, Jeff	0	1	12.79	4	2	0	0	6.1	6	10	9	14	6
McCarty, Scott	0	5	4.24	10	9	0	0	51.0	52	35	24	34	59
Miller, Rick	4	0	3.38	7	2	0	0	29.1	22	11	11	12	28
Morillo, Santiago	1	1	4.78	12	2	0	0	26.1	34	20	14	14	27
Newson, Mike	0	0	5.40	3	0	0	0	3.1	2	2	2	2	1
Orr, Dan	0	0	38.57	2	0	0	0	2.1	1	10	10	7	3
Phoenix, Steve	3	1	1.45	6	6	0	0	31.0	25	14	5	4	31
Rose, Scott	0	0	1.47	9	1	0	2	18.1	12	5	3	3	21
Scharff, Tony	1	1	5.01	14	0	0	2	23.1	26	19	13	13	27
Sturtze, Tanyon	2	5	5.44	12	10	0	0	48.0	55	41	29	26	30

MINOR LEAGUE PLAYERS

KURT THOMAS ABBOTT

SS

Born: Zanesville, Ohio, June 2, 1969

Bats: Right **Throws:** Right

Height: 6-0 **Weight:** 170

Home: St. Petersburg, FL

Obtained: Selected in the 15th round of June, 1989 free agent draft

Graduated from Dixie Hollins (St. Petersburg) H.S. in 1987...Physical Education major at St. Petersburg Junior College.

LIFETIME RECORD

Year	Club/League	AVG.	G	AB	R	H	2B	3B	HR	RBI	BB	SO	SB
1989	Scottsdale, Arizona	.271	36	155	27	42	5	3	0	25	8	40	0
	So. Oregon, Northwest	.100	5	10	2	1	0	0	0	1	0	3	1
1990	Madison, Midwest	.232	104	362	38	84	18	0	0	28	47	74	21

JOSE ENRIQUE ACOSTA (MARTINEZ)

RHP

Born: Santiago, Dominican Republic, January 2, 1971

Bats: Right **Throws:** Right

Height: 6-3 **Weight:** 155

Home: Santiago, Dominican Republic

Obtained: Signed as a free agent, February 10, 1988

LIFETIME RECORD

Year	Club/League	W	L	ERA	G	GS	CG	SV	IP	H	R	ER	BB	SO
1988														
1989														
1990	Scottsdale, Arizona	5	5	3.92	12	12	0	0	62.0	71	45	27	21	27

ROBERT FRANCIS ALEXANDER

RHP

Born: Chicago, Illinois, September 27, 1965

Bats: Right **Throws:** Right

Height: 6-1 **Weight:** 205

Home: Wooldridge, Illinois

Obtained: Signed as a free agent in 1987.

Attended Downer's Grove North HS, graduating in 1982...went on to College of St. Francis...went to NAIA College World Series 2 years in a row.

LIFETIME RECORD

Year	Club/League	W	L	ERA	G	GS	CG	SV	IP	H	R	ER	BB	SO
1988	Madison, Midwest	4	4	3.10	32	2	1	3	87.0	80	40	30	19	52
1989	Modesto, California	9	5	3.01	35	8	1	1	104.2	96	41	35	29	84
1990														

DANA ERIC ALLISON

LHP

See biography in 1991 Non-Roster Players section, page 121.

LUINIS ANTONIO ARACENA

OF

Born: Santiago, Dominican Republic, August 5, 1970

Bats: Right **Throws:** Right

Height: 5-10 **Weight:** 155

Home: Mao, Dominican Republic

Obtained: Signed as a free agent, December 20, 1988

LIFETIME RECORD

Year	Club/League	AVG.	G	AB	R	H	2B	3B	HR	RBI	BB	SO	SB
1989													
1990	Scottsdale, Arizona	.283	48	159	25	45	8	1	0	21	29	44	11

MINOR LEAGUE PLAYERS, cont.

ANTHONY JOSEPH ARIOLA

LHP

Nickname: Tony

Born: Chicago, Illinois, February 10, 1966

Bats: Left Throws: Left

Height: 5-11 Weight: 180

Home: Cicero, Illinois

Obtained: Selected in the 26th round of the June, 1988 free agent draft.

Earned a B.S. in Social Policy at Northwestern University...played in the Cape Cod and Alaska Summer Leagues...participated in the Cape Cod League All-Star game in Shea Stadium.

LIFETIME RECORD

Year	Club/League	W	L	ERA	G	GS	CG	SV	IP	H	R	ER	BB	SO
1988	So. Oregon, Northwest	8	3	2.63	15	15	2	0	95.2	73	30	28	29	107
1989	Huntsville, Southern	5	2	3.41	10	10	2	0	60.2	58	25	23	24	33
	Madison, Midwest	9	5	1.86	18	18	5	0	121.0	87	44	25	32	115
1990	Tacoma, Pacific Coast	0	1	5.51	6	2	0	0	16.1	24	14	10	2	6

MARCOS ARMAS

OF

Born: August 5, 1969

Bats: Right Throws: Right

Height: 6-5 Weight: 190

Home: Puerto Pirtu, Venezuela

Obtained: Signed as a free agent, January, 1988.

Brother of former Oakland Athletic Tony Armas.

LIFETIME RECORD

Year	Club/League	AVG.	G	AB	R	H	2B	3B	HR	RBI	BB	SO	SB
1988	Scottsdale, Arizona	.293	17	58	14	17	2	1	0	10	5	17	0
1989	So. Oregon, Northwest	.316	36	136	18	43	54	2	3	22	6	42	1
1990	Madison, Midwest	.238	75	260	32	62	13	0	7	33	10	80	3

ROBERT JOSEPH BAFIA

IF

Born: Compton, California, April 15, 1964

Bats: Right Throws: Right

Height: 6-0 Weight: 185

Home: Cypress, California

Obtained: Signed as a free agent, January 31, 1991

Originally selected by the Chicago Cubs in the 9th round of the June, 1985 free agent draft...graduated from Cerritos H.S. lettering in baseball and football...attended Fresno State and was a three-time MVP.

LIFETIME RECORD

Year	Club/League	AVG.	G	AB	R	H	2B	3B	HR	RBI	BB	SO	SB
1985	Geneva, New York-Penn.	.252	65	234	32	59	12	0	7	38	28	64	2
1986	Winston Salem, Carolina	.250	132	505	79	126	36	4	16	76	38	115	4
1987	Winston Salem, Carolina	.249	129	473	61	118	32	7	15	69	47	108	11
1988	Pittsfield, Eastern	.193	62	176	17	34	7	0	2	11	6	28	1
	Winston Salem, Carolina	.242	55	190	22	46	9	2	3	25	26	30	3
1989	Charlotte, Southern	.278	79	273	38	76	13	1	10	39	15	55	5
	Iowa, American Association	.226	35	106	13	24	4	1	6	17	8	24	2
1990	Charlotte, Southern	.253	28	91	13	23	6	0	3	12	6	13	2
	Iowa, American Association	.234	72	188	18	44	15	2	3	18	5	46	0

CONSECUTIVE YEARS LEADING THE MAJORS IN WINS

4	New York (AL), 1936-29	3	Philadelphia (AL), 1929-31
3	Oakland, 1988-90	3	New York (AL), 1926-28
3	Baltimore, 1969-71	3	New York (AL), 1921-23
3	New York (AL), 1956-58	3	Chicago (NL), 1906-08
3	New York (AL), 1949-51	3	Pittsburgh, 1901-03
3	St. Louis (NL), 1942-44		

REGINALD BERNARD BAILEY**OF/1B****Nickname:** Goes by Reggie**Born:** Douglas, Georgia, November 25, 1970**Bats:** Right **Throws:** Right**Height:** 6-5 **Weight:** 220**Home:** Douglas, Georgia**Obtained:** Selected in the 38th round of the June, 1990 free agent draft.

Graduated from Coffee HS in 1990.

LIFETIME RECORD

Year	Club/League	AVG.	G	AB	R	H	2B	3B	HR	RBI	BB	SO	SB
1990	Scottsdale, Arizona	.163	41	129	10	21	2	0	2	15	4	28	0

ENNIS WYNN BECK**C****Nickname:** Goes by Wynn**Born:** Leland, North Carolina, February 8, 1970**Bats:** Left **Throws:** Left**Height:** 6-0 **Weight:** 205**Home:** Leland, North Carolina**Obtained:** Selected in the 2nd round of the June, 1988 free agent draft.

Attended South Brunswick H.S., graduating in 1988...South Brunswick was the North Carolina state 2A Champion.

LIFETIME RECORD

Year	Club/League	AVG.	G	AB	R	H	2B	3B	HR	RBI	BB	SO	SB
1988	Scottsdale, Arizona	.221	36	113	16	25	3	0	4	19	16	18	0
1989	Scottsdale, Arizona	.370	9	27	8	10	2	2	1	7	6	3	0
1990	Madison, Midwest	.264	102	330	41	87	13	1	8	51	46	67	0

ERIC VAN BOOKER**OF****Born:** Vallejo, California, January 12, 1969**Bats:** Right **Throws:** Right**Height:** 6-0 **Weight:** 185**Home:** Vallejo, California**Obtained:** Selected in the 27th round of the June, 1990 free agent draft.

Graduated from Vallejo HS in 1985...majored in Sociology at San Jose State University.

LIFETIME RECORD

Year	Club/League	AVG.	G	AB	R	H	2B	3B	HR	RBI	BB	SO	SB
1990	So. Oregon, Northwest	.305	53	187	39	57	12	0	4	33	43	44	14
	Modesto, California	.320	8	25	4	8	1	0	0	5	1	5	2

MICHAEL TODD BORDICK**IF**

See biography in 1991 Non-Roster Players section, page 122.

DEAN MICHAEL BORRELLI**C****Born:** Methven, Massachusetts, October 20, 1968**Bats:** Right **Throws:** Right**Height:** 6-2 **Weight:** 210**Home:** Salem, New Hampshire**Obtained:** Selected in the 20th round of the June, 1988 free agent draft.

Graduated from Lawrence (MA) Catholic H.S. in 1985...played hockey and football there along with baseball...went on to the University of Massachusetts, where he was All-New England.

LIFETIME RECORD

Year	Club/League	AVG.	G	AB	R	H	2B	3B	HR	RBI	BB	SO	SB
1988	So. Oregon, Northwest	.200	43	140	9	28	7	1	0	6	10	18	0
1989	Huntsville, Southern	.154	5	13	0	2	1	0	0	2	2	6	0
	Madison, Midwest	.153	20	59	2	9	1	0	1	6	4	18	0
1990	Modesto, California	.230	52	148	22	34	9	1	1	11	24	25	0
	Huntsville, Southern	.179	27	78	7	14	4	1	1	4	5	20	0

MINOR LEAGUE PLAYERS, cont.**BRADLEY TODD BRIMHALL****RHP****Born:** Loma Linda, California, June 28, 1969**Bats:** Right **Throws:** Right**Height:** 6-3 **Weight:** 195**Home:** Lake Havasu, Arizona**Obtained:** Selected in the 31st round of the June, 1989 free agent draft.

Graduated from Lake Havasu (AZ) H.S. in 1987...attended Ricks College in Rexburg, Idaho.

LIFETIME RECORD

Year	Club/League	W	L	ERA	G	GS	CG	SV	IP	H	R	ER	BB	SO
1989	Scottsdale, Arizona	0	0	7.04	4	0	0	0	7.2	9	6	6	4	9
1990	So. Oregon, Northwest	2	6	5.10	16	16	0	0	67.0	73	49	38	44	64
	Madison, Midwest	0	1	8.06	11	3	0	0	22.1	29	23	20	20	18

JOHN ERIC BRISCOE**RHP****Born:** La Grange, Illinois, September 22, 1967**Bats:** Right **Throws:** Right**Height:** 6-3 **Weight:** 185**Home:** Richardson, Texas**Obtained:** Selected in the 3rd round of the June, 1988 free-agent draft.

After graduating from Berkner H.S. in 1985, went on to Texas Christian University...had 16 strikeouts in a 7-inning game vs. Kansas State.

LIFETIME RECORD

Year	Club/League	W	L	ERA	G	GS	CG	SV	IP	H	R	ER	BB	SO
1988	Scottsdale, Arizona	1	1	3.51	7	6	0	0	25.2	26	14	10	6	23
1989	Madison, Midwest	7	5	4.21	21	20	1	0	117.2	121	66	55	57	69
1990	Modesto, California	3	6	4.59	29	12	1	4	86.1	72	50	44	52	66
	Huntsville, Southern	0	0	13.50	3	0	0	0	4.2	9	7	7	7	7

JORGE MANUEL BRITO**C**

See biography in 1991 Non-Roster Players section, page 123.

JAMES FRANCIS BUCCHERI**2B/OF****Born:** Brooklyn, New York, November 12, 1968**Bats:** Right **Throws:** Right**Height:** 5-11 **Weight:** 165**Home:** Huntington Beach, California**Obtained:** Selected in the 24th round of the June, 1988 free agent draft.

Was invited to try out for the 1988 U.S. Olympic team after being an All-American at Golden West Junior College...graduated from Cibola H.S. in 1986.

LIFETIME RECORD

Year	Club/League	AVG.	G	AB	R	H	2B	3B	HR	RBI	BB	SO	SB
1988	So. Oregon, Northwest	.289	58	232	42	67	8	1	0	17	20	35	25
1989	Madison, Midwest	.233	115	433	56	101	9	0	2	28	26	61	43
1990	Modesto, California	.280	36	125	27	35	4	1	0	7	25	16	15
	Huntsville, Southern	.209	84	278	39	58	2	1	0	22	40	38	14

JUAN CARLOS CABRERA (FRANCISCO)**IF****Born:** Guanaco, Dominican Republic**Bats:** Switch **Throws:** Right**Height:** 5-9 **Weight:** 140**Home:** Santo Domingo, Dominican Republic**Obtained:** Signed as a free agent, May 8, 1989**LIFETIME RECORD**

Year	Club/League	AVG.	G	AB	R	H	2B	3B	HR	RBI	BB	SO	SB
1989													
1990	Scottsdale, Arizona	.254	17	63	7	16	1	1	0	8	4	13	2
	So. Oregon, Northwest	.308	8	26	1	8	0	0	0	1	4	2	3

KEVIN WADE CAMPBELL**RHP****Born:** Marianna, Arkansas, December 6, 1964**Bats:** Right **Throws:** Right**Height:** 6-2 **Weight:** 225**Home:** Des Arc, Arkansas**Obtained:** Acquired from the Los Angeles Dodgers in exchange for pitcher David Veres on January 15, 1991.

Originally selected by the Los Angeles in the 5th round of the June, 1986 free agent draft.

LIFETIME RECORD

Year	Club/League	W	L	ERA	G	GS	CG	SV	IP	H	R	ER	BB	SO
1986	Great Falls, Pioneer	5	6	4.66	15	15	3	0	85.0	99	62	44	32	66
1987	Vero Beach, Florida St.	7	14	3.91	28	28	5	0	184.0	200	100	80	64	112
1988	Vero Beach, Florida St.	8	12	2.75	26	26	5	0	163.2	166	67	50	49	115
1989	San Antonio, Texas	1	5	6.67	17	0	0	2	27.0	29	22	20	16	28
	Bakersfield, California	5	3	2.54	31	0	0	6	60.1	43	23	17	28	63
1990	San Antonio, Texas	2	6	2.33	49	0	0	8	81.0	67	29	21	25	84

THOMAS RAYMOND CARCIONE**C****Born:** Chicago, Illinois, April 9, 1967**Bats:** Right **Throws:** Right**Height:** 6-1 **Weight:** 190**Home:** River Grove, Illinois**Obtained:** Selected in the 10th round of the June, 1988 free agent draft.

Graduated from Holy Cross H.S. in 1985...played baseball, basketball and football there...attended Connors State Junior College and Texas A&M University.

LIFETIME RECORD

Year	Club/League	AVG.	G	AB	R	H	2B	3B	HR	RBI	BB	SO	SB
1988	So. Oregon, Northwest	.187	43	139	12	26	3	0	1	21	19	59	1
1989	Modesto, California	.222	89	270	32	60	5	3	4	27	38	76	2
	Madison, Midwest	.214	8	28	4	6	1	0	1	3	4	11	0
1990	Modesto, California	.231	66	195	22	45	5	0	5	25	29	47	0
	Huntsville, Southern	.194	24	62	6	12	0	1	0	9	13	12	1

ROBERT JOHN CARLSEN**IF****Born:** Naperville, Illinois, February 12, 1968**Bats:** Left **Throws:** Right**Height:** 5-10 **Weight:** 175**Home:** Naperville, Illinois**Obtained:** Signed as a free agent, July 7, 1990

Graduated from Naperville North HS in 1986...a marketing major at Oklahoma State University.

LIFETIME RECORD

Year	Club/League	AVG.	G	AB	R	H	2B	3B	HR	RBI	BB	SO	SB
1990	Scottsdale, Arizona	.367	36	120	34	44	9	0	1	20	23	14	9

SAMUEL CHARLES CHAVEZ**LHP****Born:** Albuquerque, New Mexico, December 17, 1965**Bats:** Left **Throws:** Left**Height:** 6-3 **Weight:** 175**Home:** Albuquerque, New Mexico**Obtained:** Drafted in the National Association draft, December 6, 1989.

Graduated from Rio Grande (Albuquerque, NM) H.S. in 1983...attended New Mexico State University...was Pioneer League ERA champ with 1.99 mark in 1987.

LIFETIME RECORD

Year	Club/League	W	L	ERA	G	GS	CG	SV	IP	H	R	ER	BB	SO
1986	Sarasota, Gulf Coast	3	2	3.18	9	6	1	0	40.0	45	18	14	20	27
1987	Billings, Pioneer	6	4	1.99	14	14	2	0	86.0	74	23	19	31	52
1988	Cedar Rapids, Midwest	12	11	3.68	28	27	2	0	169.0	165	83	69	46	134
1989	South Bend, Midwest	15	3	1.91	20	19	3	0	141.0	125	46	30	38	102
	Sarasota, Florida State	3	3	3.35	7	6	1	1	40.0	39	15	15	8	19
1990	Reno, California	1	0	1.50	1	1	0	0	6.0	4	1	1	4	5
	Modesto, California	4	2	4.22	9	9	1	0	53.1	57	29	25	19	43
	Huntsville, Southern	4	4	6.70	18	5	0	0	47.0	58	38	35	21	34

MINOR LEAGUE PLAYERS, cont.

JAMES PAUL CHENEVEY

LHP

Born: Mineola, New York, January 7, 1965

Bats: Right **Throws:** Left

Height: 6-2 **Weight:** 195

Home: Levittown, New York

Obtained: Selected in the 6th round of the June, 1987 free agent draft.

Graduated from Levittown Memorial HS...played baseball and basketball...attended Harvard University for 4 years...received Bachelor's degree in Business and works on Wall Street during the off season.

LIFETIME RECORD

Year	Club/League	W	L	ERA	G	GS	CG	SV	IP	H	R	ER	BB	SO
1987	Medford, Northwest	0	2	5.03	9	5	0	0	19.2	16	13	11	19	27
1988	Madison, Midwest	11	7	3.36	28	28	6	0	177.0	156	84	66	84	167
1989									(Did not play)					
1990									(Did not play)					

JOEL CHIMELIS

SS

Born: Brooklyn, New York, July 27, 1967

Bats: Right **Throws:** Right

Height: 6-0 **Weight:** 165

Home: Brooklyn, New York

Obtained: Selected in the 11th round of the June, 1988 free agent draft.

Attended Eastern District H.S. in Brooklyn...went on to Howard JC and the University of Texas.

LIFETIME RECORD

Year	Club/League	AVG.	G	AB	R	H	2B	3B	HR	RBI	BB	SO	SB
1988	So. Oregon, Northwest	.276	61	225	40	62	8	0	1	28	31	35	14
1989	Modesto, California	.190	69	211	18	40	1	0	1	14	33	41	2
1990	Reno, California	.280	85	343	58	96	12	9	2	47	31	36	20
	Modesto, California	.346	46	188	29	65	14	1	2	23	18	20	10

JEFFREY THOMAS CLIFFORD

RHP

Born: Fitchburg, Massachusetts, February 17, 1968

Bats: Right **Throws:** Right

Height: 6-2 **Weight:** 175

Home: Fitchburg, Massachusetts

Obtained: Selected in the 33rd round of the June, 1990 free agent draft.

Graduated from St. Bernard's HS in 1986...an accounting major at Assumption College.

LIFETIME RECORD

Year	Club/League	W	L	ERA	G	GS	CG	SV	IP	H	R	ER	BB	SO
1990	So. Oregon, Northwest	2	1	3.93	20	0	0	0	50.1	42	30	22	26	52

CRAIG PATRICK CONNOLLY

RHP

Born: New York, New York, February 16, 1968

Bats: Right **Throws:** Right

Height: 6-3 **Weight:** 190

Home: Stony Point, New York

Obtained: Selected in the 29th round of the June, 1990 free agent draft.

Graduated from St. Joseph HS in 1986...attended the University of Pennsylvania...graduated with a degree in U.S. History.

LIFETIME RECORD

Year	Club/League	W	L	ERA	G	GS	CG	SV	IP	H	R	ER	BB	SO
1990	So. Oregon, Northwest	6	3	3.33	21	1	0	2	46.0	41	19	17	20	45

MICHAEL JAMES CONTE**OF****Born:** Greensburg, Pennsylvania, August 11, 1967**Bats:** Right **Throws:** Right**Height:** 6-2 **Weight:** 195**Home:** Brownsville, Pennsylvania**Obtained:** Selected in the 19th round of the June, 1989 free agent draft.

Graduated from Brownsville (PA) Area H.S. in 1984...a Political Science major at Virginia Tech University.

LIFETIME RECORD

Year	Club/League	AVG.	G	AB	R	H	2B	3B	HR	RBI	BB	SO	SB
1989	So. Oregon, Northwest	.302	61	245	64	74	12	0	5	28	27	40	19
1990	Madison, Midwest	.173	55	173	24	30	2	1	4	16	21	38	4
	Modesto, California	.243	73	268	31	65	14	1	6	37	35	50	6

FRED W. COOLEY**1B****Born:** Laurel, Mississippi, August 22, 1966**Bats:** Right **Throws:** Right**Height:** 6-3 **Weight:** 245**Home:** Ellisville, Mississippi**Obtained:** Selected in the 37th round of the June, 1989 free agent draft

Graduated from South Jones (Ellisville, MS) H.S. in 1984...attended Southern Mississippi University in Hattiesburg...named to the Northwest League All-Star team in 1989.

LIFETIME RECORD

Year	Club/League	AVG.	G	AB	R	H	2B	3B	HR	RBI	BB	SO	SB
1989	So. Oregon, Northwest	.306	69	258	51	79	18	2	13	62	36	62	1
1990	Madison, Midwest	.259	101	363	50	94	18	1	22	66	29	110	1

RUSSELL EDWARD CORMIER**RHP****Born:** Fitchburg, Massachusetts, January 21, 1968**Bats:** Right **Throws:** Right**Height:** 6-4 **Weight:** 210**Home:** Leominster, Massachusetts**Obtained:** Selected in the 12th round of the June, 1989 free agent draft.

Graduated from St. Bernards (Fitchburg, MA) H.S. in 1986...attended Northeastern University for 3 years.

LIFETIME RECORD

Year	Club/League	W	L	ERA	G	GS	CG	SV	IP	H	R	ER	BB	SO
1989	So. Oregon, Northwest	3	2	4.00	9	6	0	1	36.0	35	18	16	13	37
1990	Madison, Midwest	3	0	2.06	8	8	2	0	52.1	34	17	12	17	38

RONALD DOUGLAS CORREIA**INF****Born:** Providence, Rhode Island, September 13, 1967**Bats:** Right **Throws:** Right**Height:** 5-11 **Weight:** 170**Home:** Rehobath, Massachusetts**Obtained:** Selected in the 15th round of the June, 1988 free agent draft

Graduated from Dighton-Rehobath H.S. in 1985...attended Southeastern Massachusetts College, where he was an All-America selection...once hit 4 homers in an NCAA Northeast Regional game.

LIFETIME RECORD

Year	Club/League	AVG.	G	AB	R	H	2B	3B	HR	RBI	BB	SO	SB
1988	So. Oregon, Northwest	.251	56	207	23	52	7	3	1	19	18	41	5
1989	Modesto, California	.209	107	339	31	71	9	3	0	26	34	64	7
1990	Modesto, California	.244	87	246	27	60	6	3	0	16	22	41	4

MINOR LEAGUE PLAYERS, cont.

MARK WAYNE CRAFT

RHP

Born: Nashville, Tennessee; September 23, 1968

Bats: Right **Throws:** Right

Height: 6-7 **Weight:** 230

Home: Powell, Tennessee

Obtained: Selected in the 11th round of the June, 1990 free agent draft.

Graduated from Powell HS in 1986...attended Virginia Military Institute where he was an Economics major.

LIFETIME RECORD

Year	Club/League	W	L	ERA	G	GS	CG	SV	IP	H	R	ER	BB	SO
1990	So. Oregon, Northwest	3	3	4.11	17	1	0	0	35.0	33	20	16	20	24

KEVIN JOHN DATTOLA

OF

Born: St. Louis, Missouri, November 23, 1967

Bats: Switch **Throws:** Right

Height: 6-2 **Weight:** 180

Home: LaGrange Park, Illinois

Obtained: Selected in the 15th round of the June, 1990 free agent draft.

Graduated from North Clayton HS in 1986...attended the University of South Florida.

LIFETIME RECORD

Year	Club/League	AVG.	G	AB	R	H	2B	3B	HR	RBI	BB	SO	SB
1990	So. Oregon, Northwest	.270	41	148	33	40	9	1	0	13	36	33	16
	Madison, Midwest	.324	25	102	12	33	0	2	1	9	7	10	11

JAMES EDWARD DILLON

RHP

Born: Portland, Maine, May 18, 1968

Bats: Right **Throws:** Right

Height: 6-3 **Weight:** 210

Home: Scarborough, Maine

Obtained: Selected in the 14th round of the June, 1990 free agent draft.

Graduated from Scarborough HS in 1986...led Scarborough to the state championship in 1986...attended the University of Maine.

LIFETIME RECORD

Year	Club/League	W	L	ERA	G	GS	CG	SV	IP	H	R	ER	BB	SO
1990	So. Oregon, Northwest	4	1	1.54	9	7	1	0	35.0	25	9	6	5	31

ERUBEN DUSAME DIONICIO (CORPORAN)

OF

Born: San Cristobal, Dominican Republic, February 9, 1970

Bats: Right **Throws:** Right

Height: 6-4 **Weight:** 200

Home: San Cristobal, Dominican Republic

Obtained: Signed as a free agent, February 25, 1989

LIFETIME RECORD

Year	Club/League	AVG.	G	AB	R	H	2B	3B	HR	RBI	BB	SO	SB
1989													
1990	Scottsdale, Arizona	.167	37	108	16	18	2	0	2	11	13	41	2

KIRK RICHARD DRESSENDORFER

RHP

See biography in 1991 Non-Roster Players section, page 124.

JEFFREY ALAN DUNCAN**INF****Born:** Memphis, Tennessee, November 24, 1969**Bats:** Left **Throws:** Right**Height:** 6-1 **Weight:** 185**Home:** Memphis, Tennessee**Obtained:** Selected in the 4th round of the June, 1990 free agent draft.

Graduated from the Skyview Academy in 1988...attended the University of Miami and Jackson State CC.

LIFETIME RECORD

Year	Club/League	AVG.	G	AB	R	H	2B	3B	HR	RBI	BB	SO	SB
1990	Scottsdale, Arizona	.252	42	151	30	38	12	2	2	27	26	44	5

SCOTT DOUGLAS ERWIN**RHP****Born:** Tampa, Florida, August 21, 1967**Bats:** Right **Throws:** Left**Height:** 6-2 **Weight:** 210**Home:** Tampa, Florida**Obtained:** Selected in the 5th round of the June, 1989 free agent draft.

Working towards a Management Degree at Georgia Tech University...graduated from H.B. Plant (Tampa, FL) H.S. in 1985.

LIFETIME RECORD

Year	Club/League	W	L	ERA	G	GS	CG	SV	IP	H	R	ER	BB	SO
1989	So. Oregon, Northwest	6	3	3.36	15	15	0	0	83.0	68	36	31	43	83
1990	Modesto, Midwest	6	11	4.32	25	25	2	0	131.1	122	89	63	78	128

TONY KEITH FLOYD**RHP****Born:** Houston, Missouri, February 16, 1966**Bats:** Right **Throws:** Right**Height:** 6-1 **Weight:** 185**Home:** Licking, Missouri**Obtained:** Selected in the 21st round of the June, 1988 free agent draft.

Graduated from Licking (MO) H.S. in 1984...attended Three Rivers Community College and Southwest Missouri State.

LIFETIME RECORD

Year	Club/League	W	L	ERA	G	GS	CG	SV	IP	H	R	ER	BB	SO
1988	So. Oregon, Northwest	3	2	0.94	30	0	0	17	48.0	30	13	5	15	55
1989									(Injured--Did not play)					
1990	Scottsdale, Arizona	1	0	2.48	12	0	0	0	29.0	27	10	8	7	32

ERIC H. FOX**OF****Born:** LeMoore, California, August 15, 1963**Bats:** Switch **Throws:** Left**Height:** 5-10 **Weight:** 180**Home:** San Juan Capistrano, California**Obtained:** Signed as a free agent, March 29, 1989.

Member of USA baseball team in 1983 and 1985 Pan American Games...attended Fresno State University.

LIFETIME RECORD

Year	Club/League	AVG.	G	AB	R	H	2B	3B	HR	RBI	BB	SO	SB
1986	Salinas, California	.260	133	526	80	137	17	3	5	42	69	78	41
1987	Chattanooga, Southern	.266	134	523	76	139	29	10	8	54	40	93	22
1988	Vermont, Eastern	.251	129	478	55	120	20	6	3	39	39	69	33
1989	Huntsville, Southern	.251	139	498	84	125	10	5	15	51	72	85	49
1990	Tacoma, Pacific Coast	.276	62	221	37	61	9	2	4	34	20	34	8

MINOR LEAGUE PLAYERS, cont.

DAVID FRANCISCO

INF

Born: Santiago, Dominican Republic, February 27, 1972

Bats: Right Throws: Right

Height: 5-11 Weight: 160

Home: Los Reyes, Santiago, Dominican Republic

Obtained: Signed as a free agent, January 15, 1990

LIFETIME RECORD

Year	Club/League	AVG.	G	AB	R	H	2B	3B	HR	RBI	BB	SO	SB
1990													

(Played in Dominican Republic)

VICENTE ANTONIO FRANCISCO

INF

Born: Mao, Dominican Republic, July 5, 1972

Bats: Right Throws: Right

Height: 6-1 Weight: 160

Home: Mao, Dominican Republic

Obtained: Signed as a free agent, January 15, 1990

LIFETIME RECORD

Year	Club/League	AVG.	G	AB	R	H	2B	3B	HR	RBI	BB	SO	SB
1990	Scottsdale, Arizona	.246	43	175	23	43	3	2	0	14	6	42	5

NELSON FUENTES (VENTURA)

C

Born: Santo Domingo, Dominican Republic, March 3, 1970

Bats: Right Throws: Right

Height: 6-1 Weight: 165

Home: Santo Domingo, Dominican Republic

Obtained: Signed as a free agent, April 19, 1988

LIFETIME RECORD

Year	Club/League	AVG.	G	AB	R	H	2B	3B	HR	RBI	BB	SO	SB
1988													
1989													
1990	Scottsdale, Arizona	.205	16	44	5	9	1	0	1	6	2	11	0

(Played in Dominican Republic)

(Played in Dominican Republic)

ANTHONY WAYNE FULTS

LHP

Born: California, December 14, 1971

Bats: Left Throws: Left

Height: 6-5 Weight: 220

Home: Decherd, Tennessee

Obtained: Selected in the 41st round of the June, 1990 free agent draft.

Graduated from Franklin County HS in 1990.

LIFETIME RECORD

Year	Club/League	W	L	ERA	G	GS	CG	SV	IP	H	R	ER	BB	SO
1990	Scottsdale, Arizona	1	1	9.82	3	1	0	0	3.2	4	5	4	9	4

CHAON ERIC GARLAND

RHP

Born: Long Beach, California, October 29, 1969

Bats: Right Throws: Right

Height: 6-5 Weight: 190

Home: Odessa, Florida

Obtained: Selected in the 3rd round of the June, 1990 free agent draft.

Graduated from Holy Ghost Prep in 1987...an Economics major at Haverford College.

LIFETIME RECORD

Year	Club/League	W	L	ERA	G	GS	CG	SV	IP	H	R	ER	BB	SO
1990	So. Oregon, Northwest	4	3	3.08	11	9	0	0	49.2	40	21	17	15	42

WEBSTER LEOTIS GARRISON**IF****Born:** Marrero, Louisiana, August 24, 1965**Bats:** Right **Throws:** Right**Height:** 5-11 **Weight:** 170**Home:** Marrero, Louisiana**Obtained:** Signed as a six-year free agent, January 14, 1991

Originally drafted by Toronto in the second round of the June, 1983 free agent draft...graduated from John Ehret HS in 1983.

LIFETIME RECORD

Year	Club/League	AVG.	G	AB	R	H	2B	3B	HR	RBI	BB	SO	SB
1984	Florence, South Atlantic	.239	129	502	80	120	14	0	0	33	57	44	16
1985	Kinston, Carolina	.203	129	449	40	91	14	1	1	30	42	76	22
1986	Florence, South Atlantic	.240	105	354	47	85	10	0	3	40	56	53	4
	Knoxville, Southern	.000	5	6	0	0	0	0	0	0	0	2	1
1987	Dunedin, Florida St.	.283	128	477	70	135	14	4	0	44	57	53	27
1988	Knoxville, Southern	.255	138	534	61	136	24	5	0	40	53	74	42
1989	Knoxville, Southern	.271	54	203	38	55	6	2	4	14	33	38	18
	Syracuse, International	.285	50	151	18	43	7	1	0	9	18	25	3
1990	Syracuse, International	.198	37	101	12	20	5	1	0	10	14	20	0

JAMES ANTHONY GECHTER**RHP****Nickname:** Goes by Tony**Born:** Denver, Colorado, May 27, 1969**Bats:** Right **Throws:** Right**Height:** 6-2 **Weight:** 215**Home:** Lakewood, Colorado**Obtained:** Selected in the 34th round of the June, 1990 free agent draft.

Graduated from Lakewood HS in 1987...graduated from Trinidad State JC with a degree in Physical Education.

LIFETIME RECORD

Year	Club/League	W	L	ERA	G	GS	CG	SV	IP	H	R	ER	BB	SO
1990	Scottsdale, Arizona	0	0	1.42	10	0	0	0	19.0	13	8	3	9	14

JAMES MICHAEL GIBBS**RHP****Born:** Indio, California, October 8, 1967**Bats:** Right **Throws:** Right**Height:** 6-0 **Weight:** 190**Home:** Indio, California**Obtained:** Selected in the 38th round of the June, 1989 free agent draft.

Attended Desert Christian (Bermuda Dunes, CA) H.S. before 3 years at San Diego State University.

LIFETIME RECORD

Year	Club/League	W	L	ERA	G	GS	CG	SV	IP	H	R	ER	BB	SO
1989	So. Oregon, Northwest	0	1	5.40	12	0	0	1	21.2	22	21	13	16	18
1990	Bend, Northwest	0	0	0.00	4	0	0	2	11.0	1	0	0	3	18
	Madison, Midwest	2	0	4.05	18	0	0	7	20.0	16	10	9	20	24

MICHAEL CONNORS GRIMES**RHP****Born:** Birmingham, Alabama, June 29, 1968**Bats:** Right **Throws:** Right**Height:** 6-3 **Weight:** 195**Home:** Dallas, Texas**Obtained:** Selected in the 3rd round of the June, 1989 free agent draft.

Graduated from Jesuit College Prep (Dallas) in 1986...a Sports Management and Communications major at the University of Michigan.

LIFETIME RECORD

Year	Club/League	W	L	ERA	G	GS	CG	SV	IP	H	R	ER	BB	SO
1989	So. Oregon, Northwest	6	6	4.23	15	14	1	0	87.1	81	44	41	23	70
1990														

(Did not play)

MINOR LEAGUE PLAYERS, cont.

MATTHEW ALLEN GROTT

LHP

Born: Michigan City, Indiana, December 5, 1967

Bats: Left **Throws:** Left

Height: 6-1 **Weight:** 205

Home: Glendale, Arizona

Obtained: Signed as a free agent, July 28, 1989

Lettered in baseball at Phoenix College...Graduated from Apollo H.S....participated in the 1985 National Sports Festival.

LIFETIME RECORD

Year	Club/League	W	L	ERA	G	GS	CG	SV	IP	H	R	ER	BB	SO
1989	Scottsdale, Arizona	3	1	2.31	9	5	0	0	35.0	29	10	9	9	44
1990	Madison, Midwest	2	0	0.36	22	0	0	12	25.0	15	5	1	14	36
	Modesto, California	2	0	2.04	12	0	0	4	17.2	10	7	4	14	28
	Huntsville, Southern	0	0	2.87	10	0	0	1	15.2	8	5	5	10	12

CREIGHTON WADE GUBANICH

C

Born: Belleville, New Jersey, March 27, 1972

Bats: Right **Throws:** Right

Height: 6-3 **Weight:** 200

Home: Phoenixville, Pennsylvania

Obtained: Selected in the 6th round of the June, 1990 free agent draft.

Graduated from Phoenixville Area HS in 1990.

LIFETIME RECORD

Year	Club/League	AVG.	G	AB	R	H	2B	3B	HR	RBI	BB	SO	SB
1990													

(Did not play)

WILLIAM HUGH GULLEDGE

RHP

Born: Eufaula, Alabama, October 3, 1968

Bats: Right **Throws:** Right

Height: 6-2 **Weight:** 185

Home: Dothan, Alabama

Obtained: Selected in the 46th round of the June, 1989 free agent draft.

Graduated from Dothan (AL) H.S. in 1987...attended Enterprise State JC for 2 years.

LIFETIME RECORD

Year	Club/League	W	L	ERA	G	GS	CG	SV	IP	H	R	ER	BB	SO
1989	Scottsdale, Arizona	0	1	6.75	17	2	0	0	34.2	38	31	26	29	24
1990	Madison, Midwest	3	6	3.74	19	13	1	0	79.1	78	38	33	36	54

RAMON DIONNY GUZMAN

LHP

See biography in 1991 Non-Roster Players section, page 125.

DANNIE RAY HARRIS

LHP

Born: Tripoli, Libya, January 27, 1966

Bats: Right **Throws:** Left

Height: 6-1 **Weight:** 195

Home: Fayetteville, Arkansas

Obtained: Selected in the 22nd round of the June, 1988 free agent draft.

Played baseball at Jacksonville H.S., graduating in 1984...attended the University of Arkansas, lettering in baseball for 4 years.

LIFETIME RECORD

Year	Club/League	W	L	ERA	G	GS	CG	SV	IP	H	R	ER	BB	SO
1988	So. Oregon, Northwest	4	4	3.01	16	8	0	3	74.2	65	33	25	27	60
1989	Madison, Midwest	6	10	3.29	25	23	2	0	150.1	151	66	55	34	105
1990	Huntsville, Southern	4	4	4.31	12	12	1	0	71.0	75	47	34	25	44

CHRISTOPHER LEE HART**OF****Born:** Kansas City, Missouri, May 2, 1969**Bats:** Right **Throws:** Right**Height:** 6-0 **Weight:** 190**Home:** Harrisonburg, Virginia**Obtained:** Selected in the 5th round of the June, 1990 free agent draft.

Graduated from Harrisonburg HS in 1988...attended Auburn University.

LIFETIME RECORD

Year	Club/League	AVG.	G	AB	R	H	2B	3B	HR	RBI	BB	SO	SB
1990	So. Oregon, Northwest	.264	67	239	50	63	14	2	6	32	37	85	15

ERIC JAMES HELFAND**C**

See biography in 1991 Non-Roster Players section, page 126.

BRETTLY ROBERT HENDLEY**C****Born:** Macon, Georgia, December 25, 1967**Bats:** Left **Throws:** Right**Height:** 6-2 **Weight:** 195**Home:** Macon, Georgia**Obtained:** Selected in the 14th round of the June, 1989 free agent draft.

Graduated from the Stratford Academy in Macon, Georgia in 1986...a Physical Education major at Georgia Southern University.

LIFETIME RECORD

Year	Club/League	AVG.	G	AB	R	H	2B	3B	HR	RBI	BB	SO	SB
1989	Scottsdale, Arizona	.311	56	206	55	64	9	4	5	43	56	62	11
1990	Modesto, California	.184	67	201	26	37	8	1	6	27	37	68	3

SCOTT EDWARD HENRY**C****Born:** Youngstown, Ohio, January 4, 1967**Bats:** Left **Throws:** Right**Height:** 5-11 **Weight:** 175**Home:** Tampa, Florida**Obtained:** Selected in the 49th round of the June, 1989 free agent draft.

Attended the University of South Florida...graduated from Leto Comprehensive (Tampa, FL) H.S. in 1985.

LIFETIME RECORD

Year	Club/League	AVG.	G	AB	R	H	2B	3B	HR	RBI	BB	SO	SB
1989	Scottsdale, Arizona	.279	49	172	34	48	5	4	2	37	32	36	3
1990	So. Oregon, Northwest	.294	6	17	4	5	1	0	0	2	3	4	1
	Madison, Midwest	.239	46	134	21	32	6	1	1	15	32	22	0

CARLOS ROBINSON HERNANDEZ (BURGOS)**INF****Born:** San Francisco de Macoris, Dominican Republic, July 25, 1970**Bats:** Right **Throws:** Right**Height:** 5-10 **Weight:** 150**Home:** San Francisco de Macoris, Dominican Republic**Obtained:** Signed as a free agent, December 20, 1988**LIFETIME RECORD**

Year	Club/League	AVG.	G	AB	R	H	2B	3B	HR	RBI	BB	SO	SB
1989													
1990	So. Oregon, Northwest	.282	16	39	4	11	1	0	0	3	5	10	3
	Modesto, California	.143	15	42	5	6	1	0	0	3	5	17	1

DID YOU KNOW...

Three of the top five attendance figures for an Oakland A's homestand are from the 1990 season. The A's drew 518,330 on a 14-date homestand from July 12-26, 1990, setting a club record. The highest average for a single homestand is 38,381, set on a nine-date homestand from August 7-15, 1990 when the A's drew 345,432.

MINOR LEAGUE PLAYERS, cont.**FREDERICK ROSS HILL****RHP****Born:** Jackson, Tennessee, October 13, 1968**Bats:** Right **Throws:** Right**Height:** 6-0 **Weight:** 196**Home:** Jackson, Tennessee**Obtained:** Signed as a free agent, June 21, 1990

Graduated from JCM HS in 1988...attended Hinds JC...was originally a 23rd round selection of the Chicago Cubs in the June, 1989 free agent draft.

LIFETIME RECORD

Year	Club/League	W	L	ERA	G	GS	CG	SV	IP	H	R	ER	BB	SO
1989	Wytheville, Appalachian	1	4	8.17	16	5	0	0	50.2	65	50	46	25	36
1990	Scottsdale, Arizona	1	1	2.70	9	0	0	1	13.1	14	7	4	7	14
	Bend, Northwest	0	0	2.38	6	0	0	0	11.1	12	3	3	5	12
	Modesto, California	0	0	10.80	2	0	0	0	1.2	4	2	2	2	1

KENNETH MILES HOKUF**RHP****Born:** Orange, California, August 18, 1968**Bats:** Right **Throws:** Right**Height:** 6-2 **Weight:** 205**Home:** Huntington Beach, California**Obtained:** Signed as a free agent, June 19, 1990

Graduated from Edison HS in 1986...attended Chapman College but was not drafted following his senior year.

LIFETIME RECORD

Year	Club/League	W	L	ERA	G	GS	CG	SV	IP	H	R	ER	BB	SO
1990	Scottsdale, Arizona	3	4	5.40	20	0	0	0	36.2	43	33	22	25	36

DWAYNE SAMUEL HOSEY**OF****Born:** Sharon, Pennsylvania, March 11, 1967**Bats:** Right **Throws:** Right**Height:** 5-10 **Weight:** 175**Home:** Altadena, California**Obtained:** Signed as free agent, February 23, 1989

Attended Pasadena City College in 1985 and 1986.

LIFETIME RECORD

Year	Club/League	AVG.	G	AB	R	H	2B	3B	HR	RBI	BB	SO	SB
1987	Sarasota, Gulf Coast	.279	41	129	26	36	2	1	1	10	18	22	19
1988	South Bend, Midwest	.228	95	311	53	71	11	0	2	24	28	55	36
1989	Madison, Midwest	.245	123	470	72	115	16	6	11	51	44	82	33
1990	Modesto, California	.294	113	453	77	133	21	5	16	61	50	70	30

GARY ARTHUR HUST**OF****Born:** Hattiesburg, Mississippi, March 15, 1972**Bats:** Right **Throws:** Right**Height:** 6-4 **Weight:** 200**Home:** Petal, Mississippi**Obtained:** Selected in the 2nd round of the June, 1990 free agent draft.

Graduated from Petal HS in 1990...his high school team won the state championship his senior year.

LIFETIME RECORD

Year	Club/League	AVG.	G	AB	R	H	2B	3B	HR	RBI	BB	SO	SB
1990	Scottsdale, Arizona	.190	43	147	12	28	1	2	1	9	11	60	2

DOUGLAS ALAN JOHNS**LHP****Born:** South Bend, Indiana, December 19, 1967**Bats:** Right **Throws:** Left**Height:** 6-2 **Weight:** 185**Home:** Plantation, Florida**Obtained:** Selected in the 16th round of the June, 1990 free agent draft.

Graduated from Nova HS in 1986...attended the University of Virginia and graduated with a degree in Psychology in 1990.

LIFETIME RECORD

Year	Club/League	W	L	ERA	G	GS	CG	SV	IP	H	R	ER	BB	SO
1990	Scottsdale, Arizona	3	1	1.84	8	7	1	0	44.0	36	17	9	9	37
	So. Oregon, Northwest	0	2	5.73	6	2	0	1	11.0	13	9	7	11	9

JAMES EDWARD KATING**1B/OF****Born:** Melrose Park, Illinois, December 19, 1965**Bats:** Right **Throws:** Right**Height:** 6-2 **Weight:** 205**Home:** Rolling Meadows, Illinois**Obtained:** Signed as free agent, April 7, 1989

Attended Triton College in Illinois.

LIFETIME RECORD

Year	Club/League	AVG.	G	AB	R	H	2B	3B	HR	RBI	BB	SO	SB
1986	Great Falls, Pioneer	.300	69	258	62	77	13	4	7	43	46	27	19
1987	Bakersfield, California	.263	128	456	84	120	20	3	13	63	83	51	14
1988	San Antonio, Texas	.233	16	43	6	10	5	0	0	7	8	4	0
1989	Huntsville, Southern	.276	58	192	25	53	11	0	2	17	28	26	0
	Modesto, California	.148	7	27	2	4	0	0	0	2	3	5	0
	Madison, Midwest	.333	16	57	7	19	6	1	2	10	8	4	3
1990	Huntsville, Southern	.227	72	220	37	50	11	2	2	20	31	34	1

DONALD RAYMOND KEATHLEY**C****Born:** Santa Cruz, California, April 18, 1968**Bats:** Right **Throws:** Right**Height:** 6-4 **Weight:** 195**Home:** Santa Cruz, California**Obtained:** Signed as a free agent, June 23, 1990

Graduated from Santa Cruz HS in 1986...studied Business Administration at Union College.

LIFETIME RECORD

Year	Club/League	AVG.	G	AB	R	H	2B	3B	HR	RBI	BB	SO	SB
1990	Scottsdale, Arizona	.252	44	127	16	32	2	0	2	10	19	37	0

MICHAEL DARRIN KENNEDY**C****Born:** Fort Bragg, North Carolina, May 21, 1969**Bats:** Right **Throws:** Right**Height:** 6-2 **Weight:** 185**Home:** Fayetteville, North Carolina**Obtained:** Selected in the 9th round of the June, 1990 free agent draft.

Graduated from Westover Senior HS in 1987...attended Elon College.

LIFETIME RECORD

Year	Club/League	AVG.	G	AB	R	H	2B	3B	HR	RBI	BB	SO	SB
1990	Scottsdale, Arizona	.227	13	44	1	10	1	0	1	7	2	4	0
	Modesto, California	.119	14	42	1	5	0	0	0	1	4	15	0

BRAD LYNN KOMMINSK**OF**

See biography in 1991 Non-Roster Players section, page 126.

MINOR LEAGUE PLAYERS, cont.**DARIN LAYNE KRACL****RHP****Born:** Hayward, California, January 3, 1968**Bats:** Right **Throws:** Right**Height:** 6-4 **Weight:** 205**Home:** San Leandro, California**Obtained:** Selected in the 4th round of the June, 1989 free agent draft.

Graduated from San Leandro (CA) H.S. in 1986...attended Brigham Young University in Provo, Utah for 3 years.

LIFETIME RECORD

Year	Club/League	W	L	ERA	G	GS	CG	SV	IP	H	R	ER	BB	SO
1989	So. Oregon, Northwest	10	1	3.69	15	15	0	0	90.1	87	47	37	43	68
1990	Madison, Midwest	10	2	1.98	14	14	4	0	100.0	73	39	22	37	58
	Huntsville, Southern	4	6	7.12	12	10	1	0	54.1	72	50	43	26	31

SEAN LEE KROKROSKIA**OF****Born:** Miami, Oklahoma, January 12, 1968**Bats:** Right **Throws:** Right**Height:** 5-11 **Weight:** 175**Home:** Baxter Spring, Kansas**Obtained:** Selected in the 48th round of June, 1989 free agent draft.

Graduated from Baxter (Baxter Springs, KS) H.S. in 1985...attended Southwest Oklahoma State College.

LIFETIME RECORD

Year	Club/League	AVG.	G	AB	R	H	2B	3B	HR	RBI	BB	SO	SB
1989	Scottsdale, Arizona	.269	49	197	54	53	11	3	2	21	28	38	7
1990	Bend, Northwest	.248	37	109	21	27	4	2	0	15	29	33	15

CHAD KUHN**LHP****Born:** Albuquerque, New Mexico, April 2, 1966**Bats:** Left **Throws:** Left**Height:** 6-2 **Weight:** 195**Home:** Albuquerque, New Mexico**Obtained:** Signed as a free agent, January 31, 1990

Originally drafted in 31st round of the June, 1988 draft as a 1st baseman by the San Diego Padres.

LIFETIME RECORD

Year	Club/League	AVG.	G	AB	R	H	2B	3B	HR	RBI	BB	SO	SB
1988	Spokane, Northwest	.150	47	147	23	22	6	0	2	14	34	58	5
1989	Waterloo, Midwest	.202	87	262	29	53	10	6	8	29	26	104	3

Year	Club/League	W	L	ERA	G	GS	CG	SV	IP	H	R	ER	BB	SO
1989	Waterloo, Midwest	0	0	6.75	1	0	0	0	1.1	2	1	1	0	1
1990	Madison, Midwest	5	4	3.18	21	7	0	0	65.0	60	30	23	26	37

LUIS ARBERTO LANFRANCO (CRUZ)**3B****Born:** Santo Domingo, Dominican Republic, July 18, 1970**Bats:** Right **Throws:** Right**Height:** 6-1 **Weight:** 170**Home:** Santo Domingo, Dominican Republic**Obtained:** Signed as a free agent, June 15, 1988.

Attended Colegio San Ramon Nomato in Santo Domingo.

LIFETIME RECORD

Year	Club/League	AVG.	G	AB	R	H	2B	3B	HR	RBI	BB	SO	SB
1989	Scottsdale, Arizona	.282	49	195	30	55	12	5	1	38	20	32	4
1990	So. Oregon, Northwest	.282	69	245	37	69	10	2	2	28	25	74	6

NELSON LUIS LARA (LARA)**LHP****Born:** Bani, Dominican Republic, September 5, 1971**Bats:** Left **Throws:** Left**Height:** 6-1 **Weight:** 160**Home:** Bani, Dominican Republic**Obtained:** Signed as a free agent, December 1, 1989**LIFETIME RECORD**

Year	Club/League	W	L	ERA	G	GS	CG	SV	IP	H	R	ER	BB	SO
1990	Scottsdale, Arizona	0	1	5.09	15	0	0	0	17.2	24	17	10	10	12

RUBEN DOMINGUEZ LARDIZABAL**RHP****Born:** Silver City, New Mexico, August 3, 1968**Bats:** Right **Throws:** Right**Height:** 6-2 **Weight:** 190**Home:** Central, New Mexico**Obtained:** Selected in the 51st round of the June, 1989 free agent draft.

Graduated from Cobre (Bayard, New Mexico) H.S. in 1986...attended Cochise College in Douglas, Arizona.

LIFETIME RECORD

Year	Club/League	W	L	ERA	G	GS	CG	SV	IP	H	R	ER	BB	SO
1989	Modesto, California	1	2	5.64	4	4	0	0	35.1	38	15	11	21	29
	Scottsdale, Arizona	2	1	4.79	9	4	0	0	41.1	48	24	22	7	28
1990	Modesto, California	3	10	4.36	26	18	0	0	130.0	138	76	63	52	70

DAVID SCOTT LATTER**RHP****Born:** Houston, Texas, October 14, 1966**Bats:** Right **Throws:** Right**Height:** 6-3 **Weight:** 195**Home:** Shorewood, Minnesota**Obtained:** Selected in the 33rd round of the June, 1989 free agent draft.

An Exercise Science major at the University of Southern California...graduated from Lynbrook (San Jose, CA) H.S. in 1985.

LIFETIME RECORD

Year	Club/League	W	L	ERA	G	GS	CG	SV	IP	H	R	ER	BB	SO
1989	So. Oregon, Northwest	1	1	2.29	28	1	0	1	51.0	38	20	13	14	28
1990	Madison, Midwest	6	8	2.53	43	1	0	1	78.1	52	29	22	34	77

KEVIN MATHEW LOFTHUS**1B****Born:** Seattle, Washington, December 17, 1965**Bats:** Right **Throws:** Right**Height:** 6-3 **Weight:** 220**Home:** Henderson, Nevada**Obtained:** Selected in the 47th round of the June, 1989 free agent draft.

Graduated from Mt. Carmel (San Diego) H.S. in 1984...Physical Education major at San Diego State University.

LIFETIME RECORD

Year	Club/League	AVG.	G	AB	R	H	2B	3B	HR	RBI	BB	SO	SB
1989	Scottsdale, Arizona	.290	8	31	8	9	3	0	1	5	4	6	1
1990	Modesto, California	.200	23	80	6	16	4	0	1	10	5	34	1

A's ON THE DISABLED LIST IN 1990

PLAYER	INJURY	DATE	GAMES MISSED	A's RECORD
Canseco	disc/back	June 8-22	14	8-6
Corsi	strained right triceps	Mar. 29-end of season	162	103-59
D. Henderson	sprained right knee	Aug. 21-Sept. 21	27	18-9
Lansford	strained right hamstring	July 12-26	15	10-5
Otto	sore right knee	Apr. 29-end of season	145	91-54
Randolph	strained right hamstring	July 15-Aug. 1	19	11-8
Steinbach	pulled muscle left side	July 3-27	24	14-10
Weiss	rt. lateral abdominal strain	Aug. 23-Sept. 7	14	9-5

MINOR LEAGUE PLAYERS, cont.**WILLIAM OTIS LOVE****OF/LHP****Born:** Willows, California, June 25, 1968**Bats:** Left**Throws:** Left**Height:** 6-3**Weight:** 210**Home:** Willows, California**Obtained:** Selected in the 19th round of the June, 1988 free agent draft.

A 1986 graduate of Willows (CA) H.S., went on to attend the University of Southwestern Louisiana and Lassen Junior College.

LIFETIME RECORD

Year	Club/League	AVG.	G	AB	R	H	2B	3B	HR	RBI	BB	SO	SB
1988	Scottsdale, Arizona	.327	50	153	30	50	13	4	5	38	18	28	0
1989	Madison, Midwest	.246	118	378	44	93	12	3	12	56	50	96	3

Year	Club/League	W	L	ERA	G	GS	CG	SV	IP	H	R	ER	BB	SO
1988	Scottsdale, Arizona	4	1	5.54	11	4	0	0	37.1	41	27	23	20	30
1989	Madison, Midwest	0	0	0.00	1	0	0	0	1.0	1	0	0	0	0
1990	Modesto, California	1	1	4.90	37	2	0	2	68.0	71	46	37	50	60

DONALD SCOTT LYDY**OF****Born:** Mesa, Arizona, October 26, 1968**Bats:** Right**Throws:** Right**Height:** 6-5**Weight:** 190**Home:** Mesa, Arizona**Obtained:** Selected in the 2nd round of the June, 1989 free agent draft.

Graduated from Mountain View (Mesa, AZ) H.S. in 1985...attended South Mountain JC for 2 years.

LIFETIME RECORD

Year	Club/League	AVG.	G	AB	R	H	2B	3B	HR	RBI	BB	SO	SB
1989	So. Oregon, Northwest	.209	67	230	37	48	11	2	3	28	31	72	8
1990	Scottsdale, Arizona	.340	18	50	8	17	6	0	2	11	10	14	0
	Madison, Midwest	.190	54	174	33	33	6	2	4	19	25	62	7

MARIO LYONS**OF****Born:** Tacoma, Washington, February 14, 1968**Bats:** Right**Throws:** Right**Height:** 6-0**Weight:** 180**Home:** Tacoma, Washington**Obtained:** Selected in the 39th round of the June, 1989 free agent draft.

Graduated from Washington (Tacoma) H.S. in 1985...Physical Education major at Eastern Washington University.

LIFETIME RECORD

Year	Club/League	AVG.	G	AB	R	H	2B	3B	HR	RBI	BB	SO	SB
1989	Scottsdale, Arizona	.285	42	137	32	39	5	4	0	11	24	26	15
1990	Bend, Northwest	.179	46	123	19	22	5	1	1	10	19	45	14

MANUEL DeJESUS MARTINEZ**OF****Born:** San Pedro de Macoris, Dominican Republic, October 3, 1970**Bats:** Right**Throws:** Right**Height:** 6-0**Weight:** 150**Home:** San Pedro de Macoris, Dominican Republic**Obtained:** Signed as a free agent, March 9, 1988**LIFETIME RECORD**

Year	Club/League	AVG.	G	AB	R	H	2B	3B	HR	RBI	BB	SO	SB
1990	So. Oregon, Northwest	.246	66	244	35	60	5	0	2	17	16	59	6

FRANCISCO AGUIRRE MATOS**INF**

See biography in 1991 Non-Roster Players section, page 129.

SCOTT EDWARD McCARTY**LHP****Born:** San Antonio, Texas, August 23, 1969**Bats:** Right **Throws:** Right**Height:** 6-0 **Weight:** 165**Home:** San Antonio, Texas**Obtained:** Selected in the 18th round of the June, 1989 free agent draft.

Graduated from Judson (Converse, TX) H.S. in 1987...attended San Jacinto JC for 2 years.

LIFETIME RECORD

Year	Club/League	W	L	ERA	G	GS	CG	SV	IP	H	R	ER	BB	SO
1989	Scottsdale, Arizona	2	5	4.87	12	9	0	0	40.2	36	25	22	29	47
1990	Scottsdale, Arizona	0	5	4.24	10	9	0	0	51.0	52	35	24	34	59

GLENN FREDERICK McCORMICK**INF****Born:** Mt. Kisco, New York, September 27, 1968**Bats:** Right **Throws:** Right**Height:** 6-3 **Weight:** 170**Home:** Simsbury, Connecticut**Obtained:** Was not drafted, signed as a free agent in 1987.

Graduated from Simsbury HS in 1987.

LIFETIME RECORD

Year	Club/League	AVG.	G	AB	R	H	2B	3B	HR	RBI	BB	SO	SB
1987													
			(Did not play--signed after season)										
1988	Scottsdale, Arizona	.223	45	166	32	37	6	1	0	19	33	37	5
1989			(Injured--Did not play)										
1990	Bend, Northwest	.239	72	251	37	60	6	1	3	24	39	67	2
	Madison, Midwest	.163	19	49	6	8	2	0	0	5	11	17	0

TIMOTHY JAY McCOY**LHP****Born:** Arcadia, California, March 28, 1963**Bats:** Right **Throws:** Left**Height:** 6-0 **Weight:** 200**Home:** Covina, California**Obtained:** Signed as a free agent, April 3, 1990

Graduated from Royal Oak HS in 1981...attended Oral Roberts University...originally selected by the San Francisco Giants in the 6th round of the June, 1986 draft...has also played in the Houston Astros and California Angels organization.

LIFETIME RECORD

Year	Club/League	W	L	ERA	G	GS	CG	SV	IP	H	R	ER	BB	SO
1986	Clinton, Midwest	5	7	3.46	14	14	1	0	88.1	68	39	34	37	76
1987	Fresno, California	14	9	3.97	28	28	6	0	181.1	176	91	80	88	165
1988	Shreveport, Texas	1	6	4.58	15	11	0	1	76.2	78	45	39	34	49
	Columbus, Southern	0	2	5.20	12	4	0	0	36.1	38	24	21	24	24
1989	Palm Springs, California	5	7	3.16	28	15	2	3	122.1	119	54	43	44	112
	Midland, Texas	1	0	8.36	7	2	1	1	14.0	17	13	13	12	11
1990	Modesto, California	1	1	1.74	11	1	0	2	20.2	9	4	4	9	23
	Huntsville, Southern	1	1	2.70	6	1	0	0	13.1	18	8	4	4	17
	Tacoma, Pacific Coast	0	5	8.46	8	5	0	0	22.1	26	24	21	18	8

DELFINO MEJIA**RHP****Born:** Bonao, Dominican Republic, December 24, 1971**Bats:** Right **Throws:** Right**Height:** 5-9 **Weight:** 150**Home:** Bonao, Dominican Republic**Obtained:** Signed as a free agent, June 12, 1989**LIFETIME RECORD**

Year	Club/League	W	L	ERA	G	GS	CG	SV	IP	H	R	ER	BB	SO
1989														
			(Played in Dominican Republic)											
1990			(Played in Dominican Republic)											

MINOR LEAGUE PLAYERS, cont.**LEANDRO ANTONIO MEJIA****RHP****Born:** Azua, Dominican Republic, November 19, 1969**Bats:** Right **Throws:** Right**Height:** 6-3 **Weight:** 160**Home:** Santo Domingo, Dominican Republic**Obtained:** Signed as a free agent, February 18, 1988**LIFETIME RECORD**

Year	Club/League	W	L	ERA	G	GS	CG	SV	IP	H	R	ER	BB	SO
1988	Scottsdale, Arizona	0	0	0.00	1	0	0	0	1.0	1	0	0	0	0
1989	Scottsdale, Arizona	5	1	4.93	14	9	0	0	65.2	71	40	36	19	37
1990	Madison, Midwest	6	2	1.92	20	5	0	0	65.2	52	19	14	21	42

RAFAEL MERCADO (GARCIA)**IF****Born:** Santiago, Dominican Republic, March 12, 1970**Bats:** Right **Throws:** Right**Height:** 6-3 **Weight:** 170**Home:** Santiago, Dominican Republic**Obtained:** Signed as a free agent, May 31, 1988**LIFETIME RECORD**

Year	Club/League	AVG.	G	AB	R	H	2B	3B	HR	RBI	BB	SO	SB
1988													
1989													
1990	Scottsdale, Arizona	.286	5	21	4	6	0	0	0	6	2	6	0
	So. Oregon, Northwest	.164	49	140	13	23	4	0	0	14	11	44	3

HENRY FELIPE MERCEDES (PEREZ)**C**

See biography in 1991 Non-Roster Players section, page 129.

MICHAEL SCOTT MESSERLY**1B/OF****Born:** Chattanooga, Tennessee, November 18, 1966**Bats:** Right **Throws:** Right**Height:** 6-5 **Weight:** 225**Home:** Chattanooga, Tennessee**Obtained:** Selected in the 13th round of the June, 1988 free agent draft.

Graduated from Baylor School in 1985...attended Middle Tennessee State before joining the A's...father (Jerry) played 11 years in Philadelphia Phillies' organization.

LIFETIME RECORD

Year	Club/League	AVG.	G	AB	R	H	2B	3B	HR	RBI	BB	SO	SB
1988	So. Oregon, Northwest	.241	67	241	34	58	12	3	6	52	19	67	3
1989	Madison, Midwest	.220	70	191	29	42	6	0	1	15	48	54	0
	Waterloo, Midwest	.297	11	37	5	11	2	0	2	7	4	11	1
1990	Modesto, California	.241	113	353	49	85	22	1	4	33	53	86	3

RICHARD GARRET MILLER**LHP****Born:** Scottsdale, Arizona, September 11, 1968**Bats:** Right **Throws:** Left**Height:** 6-2 **Weight:** 180**Home:** Phoenix, Arizona**Obtained:** Selected in the 21st round of the June, 1990 free agent draft.

Graduated from Paradise Valley HS in 1986...studied Physical Education at Grand Canyon University.

LIFETIME RECORD

Year	Club/League	W	L	ERA	G	GS	CG	SV	IP	H	R	ER	BB	SO
1990	Scottsdale, Arizona	4	0	3.38	7	2	0	0	29.1	22	11	11	12	28
	Modesto, California	2	3	3.24	10	1	0	1	25.0	22	13	9	11	20

ROBERT RUSSELL MILLER**RHP****Nickname:** Goes by Russ**Born:** Columbia, South Carolina, January 21, 1969**Bats:** Right **Throws:** Right**Height:** 6-3 **Weight:** 200**Home:** Columbia, South Carolina**Obtained:** Selected in the 24th round of the June, 1989 free agent draft.

Graduated from Irmo (Columbia, SC) H.S. in 1987...attended Anderson JC in Anderson, SC.

LIFETIME RECORD

Year	Club/League	W	L	ERA	G	GS	CG	SV	IP	H	R	ER	BB	SO
1989	Scottsdale, Arizona	4	3	2.81	13	11	1	0	64.0	77	31	20	17	64
1990	Bend, Northwest	1	6	8.10	9	9	0	0	40.0	52	51	36	37	18
	Tacoma, Pacific Coast	0	1	8.31	4	1	0	0	8.2	7	8	8	12	3

MICHAEL ROSS MOHLER**LHP****Born:** Dayton, Ohio, July 26, 1968**Bats:** Right **Throws:** Left**Height:** 6-2 **Weight:** 195**Home:** Gonzales, Louisiana**Obtained:** Selected in the 42nd round of the June, 1989 free agent draft.

Graduated from East Ascension (Gonzales, LA) Sr. H.S. in 1986...an Accounting major at Nicholls State in Thibodaux, Louisiana.

LIFETIME RECORD

Year	Club/League	W	L	ERA	G	GS	CG	SV	IP	H	R	ER	BB	SO
1989														
1990	Madison, Midwest	1	1	3.41	42	2	0	1	63.1	56	34	24	32	72

ISLAY MOLINA**C****Born:** New York, New York, June 3, 1971**Bats:** Right **Throws:** Right**Height:** 6-1 **Weight:** 200**Home:** Miami, Florida**Obtained:** Selected in the 22nd round of the June, 1990 free agent draft.

Graduated from Columbus HS in 1990.

LIFETIME RECORD

Year	Club/League	AVG.	G	AB	R	H	2B	3B	HR	RBI	BB	SO	SB
1990	Scottsdale, Arizona	.352	38	122	19	43	12	2	0	18	9	21	5

SANTIAGO MORILLO**LHP****Born:** San Francisco de Macoris, Dominican Republic, December 16, 1970**Bats:** Left **Throws:** Left**Height:** 6-2 **Weight:** 160**Home:** San Francisco de Macoris, Dominican Republic**Obtained:** Signed as a free agent, March 15, 1989**LIFETIME RECORD**

Year	Club/League	W	L	ERA	G	GS	CG	SV	IP	H	R	ER	BB	SO
1989														
1990	Scottsdale, Arizona	1	1	4.78	12	2	0	0	26.1	34	20	14	14	27

MICHAEL WILLIAM MUHLETHALER**IF****Born:** Los Angeles, California, February 4, 1969**Bats:** Right **Throws:** Right**Height:** 6-2 **Weight:** 205**Home:** La Crescenta, California**Obtained:** Selected in the 39th round of the June, 1990 free agent draft.

Graduated from Crescenta Valley HS in 1987...attended the University of California, Berkeley.

LIFETIME RECORD

Year	Club/League	AVG.	G	AB	R	H	2B	3B	HR	RBI	BB	SO	SB
1990	So. Oregon, Northwest	.256	62	211	34	54	8	2	4	31	22	48	1

MINOR LEAGUE PLAYERS, cont.

MICHAEL MUNGIN

RHP

Born: September 20, 1965

Bats: Right

Throws: Right

Height: 6-0

Weight: 175

Home: Virginia Beach, Virginia

Obtained: Selected in the 27th round of the June, 1988 free agent draft.

Attended Norfolk State.

LIFETIME RECORD

Year	Club/League	W	L	ERA	G	GS	CG	SV	IP	H	R	ER	BB	SO
1988	So. Oregon, Northwest	4	1	4.11	19	7	0	0	57.0	52	36	26	42	36
1989									(Did not play)					
1990									(Did not play)					

ERIC ALLEN MYERS

RHP

Born: Pasadena, California, January 29, 1970

Bats: Switch

Throws: Right

Height: 6-4

Weight: 190

Home: Choctaw, Oklahoma

Obtained: Selected in the 13th round of the June, 1990 free agent draft.

Graduated from Choctaw HS in 1988...attended Seminole Junior College.

LIFETIME RECORD

Year	Club/League	W	L	ERA	G	GS	CG	SV	IP	H	R	ER	BB	SO
1990	So. Oregon, Northwest	1	2	2.98	24	0	0	5	42.1	39	16	14	12	43

TROY LEE NEEL

1B/OF

Born: Freeport, Texas, September 14, 1965

Bats: Left

Throws: Right

Height: 6-4

Weight: 210

Home: El Campo, Texas

Obtained: Acquired from the Cleveland Indians in exchange for infielder Larry Arndt, January 16, 1991.

Played football at Texas A&M and baseball at Howard College...originally selected by Cleveland in the 9th round of the January, 1986 free agent draft.

LIFETIME RECORD

Year	Club/League	AVG.	G	AB	R	H	2B	3B	HR	RBI	BB	SO	SB
1986	Batavia, N.Y./Penn	.000	4	13	0	0	0	0	0	1	0	0	0
1987	Burlington, Appalachian	.281	59	192	36	54	18	0	10	59	25	59	0
1988	Waterloo, Midwest	.290	91	331	49	96	20	1	8	57	38	76	0
1989	Canton-Akron, Eastern	.292	124	404	58	118	21	2	21	73	51	87	5
1990	Colorado Springs, PCL	.281	98	288	39	81	15	0	6	50	43	52	5

A's DOUBLEHEADERS (1968-1990)

TEAM	HOME	ROAD	TOTALS
	W-L-S	W-L-S	W-L-S
Baltimore	4-0-1	3-3-6	7-3-7
Boston	1-0-1	0-1-1	1-1-2
California	4-0-6	1-1-2	5-1-8
Chicago	6-5-5	4-5-5	10-10-10
Cleveland	2-0-4	4-2-7	6-2-11
Detroit	1-0-2	1-1-6	2-1-8
Kansas City	4-1-7	3-2-4	7-3-11
Milwaukee	2-0-3	3-0-2	5-0-5
Minnesota	4-3-3	3-9-9	7-12-12
New York	0-1-2	2-0-6	2-1-8
Seattle	2-1-3	0-0-0	2-1-3
Texas	1-3-8	2-2-5	3-5-13
Toronto	1-0-1	1-1-1	2-1-2
TOTALS	32-14-46	27-27-54	59-41-100

In 1990, the A's played 3 doubleheaders. They swept Cleveland at home and split with Cleveland and Minnesota on the road.

MICHAEL CHRISTOPHER NEWSON**RHP****Born:** Belize, December 25, 1972**Bats:** Right**Throws:** Right**Height:** 6-3**Weight:** 230**Home:** Inglewood, California**Obtained:** Selected in the 30th round of the June, 1990 free agent draft.

Graduated from Crenshaw HS in 1990.

LIFETIME RECORD

Year	Club/League	W	L	ERA	G	GS	CG	SV	IP	H	R	ER	BB	SO
1990	Scottsdale, Arizona	0	0	5.40	3	0	0	0	3.1	2	2	2	2	1

CHRISTOPHER JOHN OLOFSON**OF****Born:** Bishop, California, March 29, 1969**Bats:** Right**Throws:** Right**Height:** 6-2**Weight:** 185**Home:** Tehachapi, California**Obtained:** Selected in the 20th round of the June, 1990 free agent draft.

Graduated from Tehachapi HS in 1987...attended Bakersfield College.

LIFETIME RECORD

Year	Club/League	AVG.	G	AB	R	H	2B	3B	HR	RBI	BB	SO	SB
1990	Scottsdale, Arizona	.231	24	52	10	12	0	0	0	2	4	17	5

GLENN PAUL OSINSKI**INF****Born:** Milwaukee, Wisconsin, December 28, 1968**Bats:** Right**Throws:** Right**Height:** 5-10**Weight:** 175**Home:** Greenfield, Wisconsin**Obtained:** Selected in the 28th round of the June, 1990 free agent draft.

Graduated from Greenfield HS in 1987...a physical education major at the University of New Orleans.

LIFETIME RECORD

Year	Club/League	AVG.	G	AB	R	H	2B	3B	HR	RBI	BB	SO	SB
1990	So. Oregon, Northwest	.200	6	30	1	6	1	0	0	3	0	9	1
	Madison, Midwest	.249	54	213	32	53	13	1	2	26	16	49	9

GAVIN EDWARD OSTEEN**LHP****Born:** Orange City, Delaware, November 27, 1969**Bats:** Right**Throws:** Left**Height:** 6-0**Weight:** 195**Home:** Bethany Beach, Delaware**Obtained:** Selected in the 9th round of the June, 1989 free agent draft.

Son of former major league pitcher Claude Osteen.

LIFETIME RECORD

Year	Club/League	W	L	ERA	G	GS	CG	SV	IP	H	R	ER	BB	SO
1989	So. Oregon, Northwest	2	2	3.50	16	6	0	0	46.1	44	24	18	29	42
1990	Madison, California	10	10	3.10	27	27	1	0	154.0	126	69	53	80	120

CRAIG HOWARD PAQUETTE**3B****Born:** Long Beach, California, March 28, 1969**Bats:** Right**Throws:** Right**Height:** 6-0**Weight:** 185**Home:** Garden Grove, California**Obtained:** Selected in the 8th round of the June, 1989 free agent draft.

Graduated from Rancho Alamitos (Garden Grove, CA) H.S. in 1987...attended Golden West JC for 2 years...named to Northwest League All-Star team in 1989.

LIFETIME RECORD

Year	Club/League	AVG.	G	AB	R	H	2B	3B	HR	RBI	BB	SO	SB
1989	So. Oregon, Northwest	.336	71	277	53	93	22	3	14	56	30	46	9
1990	Modesto, California	.238	130	495	65	118	23	4	15	59	47	123	8

MINOR LEAGUE PLAYERS, cont.

ROBERT JOHN PARRY

OF

Nickname: Bob

Born: San Diego, California, September 21, 1964

Bats: Right **Throws:** Right

Height: 6-2 **Weight:** 185

Home: San Diego, California

Obtained: Selected in the 33rd round of the June, 1987 free agent draft.

Attended Mt. Carmel HS lettering in football, baseball and wrestling...attended Palomar Junior College for 2 years and also San Diego State University for 2 years.

LIFETIME RECORD

Year	Club/League	AVG.	G	AB	R	H	2B	3B	HR	RBI	BB	SO	SB
1987	Medford, Northwest	.265	66	249	43	66	15	2	3	36	32	44	6
1988	Madison, Midwest	.237	122	451	48	107	27	2	5	53	27	64	6
1989	Modesto, California	.269	110	413	48	111	24	2	8	54	31	68	4
1990	Madison, Midwest	.125	2	8	3	1	0	0	0	0	3	3	0
	Modesto, California	.252	80	282	38	71	14	2	8	42	32	46	3

BRONSWELL DANTE PATRICK

RHP

Born: Pitt County, North Carolina, September 16, 1970

Bats: Right **Throws:** Right

Height: 6-1 **Weight:** 190

Home: Winterville, North Carolina

Obtained: Selected in the 23rd round of the June, 1988 free agent draft.

Graduated from D.H. Conley H.S. in 1988.

LIFETIME RECORD

Year	Club/League	W	L	ERA	G	GS	CG	SV	IP	H	R	ER	BB	SO
1988	Scottsdale, Arizona	8	3	2.99	14	13	2	0	96.1	99	37	32	16	64
1989	Madison, Midwest	2	5	3.64	12	10	0	0	54.1	62	29	22	14	32
1990	Madison, Midwest	3	7	3.60	13	12	3	0	80.0	88	44	32	19	40
	Modesto, California	3	7	5.18	14	14	0	0	74.2	92	58	43	32	37

TIMOTHY CHESTER PEEK

RHP

Born: Elkhart, Indiana, January 23, 1968

Bats: Right **Throws:** Right

Height: 6-2 **Weight:** 195

Home: Elkhart, Indiana

Obtained: Signed as a free agent, April 25, 1990

Graduated from Elkhart Memorial HS in 1986...attended Gulf Coast CC...originally drafted by the Philadelphia Phillies in the 33rd round of the June, 1986 draft.

LIFETIME RECORD

Year	Club/League	W	L	ERA	G	GS	CG	SV	IP	H	R	ER	BB	SO
1987	Utica, New York-Penn	1	1	1.40	4	4	0	0	25.2	20	4	4	7	13
	Spartanburg, SAL	2	3	3.21	10	9	1	0	56.0	50	24	20	16	39
1988	Batavia, New York-Penn	1	7	7.07	13	12	1	0	56.0	69	58	44	44	45
1989	Clearwater, Florida State	1	0	5.89	8	0	0	0	18.1	23	13	12	6	13
	Spartanburg, SAL	3	1	1.99	19	1	0	3	45.1	32	15	10	20	42
1990	Madison, Midwest	5	3	2.70	39	0	0	7	56.2	41	19	17	10	70

THE A's AND THE AMERICAN LEAGUE, 1990

CATEGORY	A.L. LEADER	A's	CATEGORY	A.L. LEADER	A's				
Batting Avg.	BOS	.272	12th	254	ERA	OAK	3.18	1st	3.18
Runs	TOR	767	3rd	733	Shutouts	OAK	16	1st	16
Home Runs	DET	172	3rd	164	Saves	CHI	68	2nd	64
RBI	TOR	729	3rd	693	Fewest HR	BOS	92	9th	123
Walks	BALT	660	2nd	651	Fewest BB	TOR	445	4th	494
Strikeouts	TEX	1054	4th	992	Strikeouts	SEA	1064	12th	831
Stolen Bases	MIL	164	2nd	141					

DONALD JAMES PETERS**RHP**

See biography in 1990 Non-Roster Players section, page 130.

STEVEN ROBERT PHOENIX**RHP****Born:** Phoenix, Arizona, January 31, 1968**Bats:** Right **Throws:** Right**Height:** 6-2 **Weight:** 175**Home:** El Cajon, California**Obtained:** Signed as a free agent, June 19, 1990

Graduated from Valhalla HS in 1986...studied Wildlife Management at Grand Canyon College.

LIFETIME RECORD

Year	Club/League	W	L	ERA	G	GS	CG	SV	IP	H	R	ER	BB	SO
1990	Scottsdale, Arizona	3	1	1.45	6	6	0	0	31.0	25	14	5	4	31
	Modesto, California	4	1	4.58	6	6	0	0	37.1	43	21	19	10	23

WILLIAM BERYL PICKETTS**INF****Born:** Van Nuys, California, September 4, 1968**Bats:** Switch **Throws:** Right**Height:** 5-11 **Weight:** 170**Home:** Canyon Country, California**Obtained:** Selected in the 12th round of the June, 1990 free agent draft.

Graduated from John F. Kennedy HS in 1986...attended Cal State Los Angeles.

LIFETIME RECORD

Year	Club/League	AVG.	G	AB	R	H	2B	3B	HR	RBI	BB	SO	SB
1990	So. Oregon, Northwest	.250	68	252	30	63	8	1	0	41	45	39	5

ANTHONY BARTRAM PRITCHETT**INF****Born:** Mobile, Alabama, August 8, 1969**Bats:** Right **Throws:** Right**Height:** 5-11 **Weight:** 175**Home:** Grand Bay, Alabama**Obtained:** Selected in the 61st round of the June, 1989 free agent draft.

Graduated from Mobile C. HS in 1988...attended Faulkner State JC...did not sign until May 25, 1990.

LIFETIME RECORD

Year	Club/League	AVG.	G	AB	R	H	2B	3B	HR	RBI	BB	SO	SB
1990	Scottsdale, Arizona	.276	50	192	43	53	6	9	3	34	32	42	20

MICHAEL RACZKA**LHP****Born:** New Britain, Connecticut, November 16, 1962**Bats:** Left **Throws:** Left**Height:** 6-0 **Weight:** 200**Home:** Southington, Connecticut**Obtained:** Signed as a free agent, May 22, 1990.

Graduated from Southington HS in 1980...majored in Business Administration at the University of New Haven...originally drafted by the Baltimore Orioles in 1984...also played in the San Diego organization.

LIFETIME RECORD

Year	Club/League	W	L	ERA	G	GS	CG	SV	IP	H	R	ER	BB	SO
1984	Hagerstown, Carolina	1	5	8.10	8	7	0	0	37.0	44	35	33	35	36
1985	Hagerstown, Carolina	3	2	3.32	35	6	1	3	98.0	101	55	36	48	93
1986	Charlotte, Southern	8	7	5.92	32	26	3	1	155.0	170	114	102	92	107
1987	Charlotte, Southern	2	3	8.84	12	5	0	0	37.0	48	41	36	21	31
	Rochester, International	4	8	6.39	23	13	2	0	76.0	97	55	54	41	55
1988	Charlotte, Southern	0	0	3.94	6	0	0	0	16.0	17	8	7	10	16
	Rochester, International	1	5	5.94	41	2	0	10	50.0	57	38	33	24	35
1989	Rochester, International	1	6	5.13	44	1	0	2	66.2	75	47	38	31	50
1990	Las Vegas, Pacific Coast	1	0	7.71	4	2	0	0	11.2	11	10	10	9	7
	Tacoma, Pacific Coast	6	5	3.56	42	0	0	2	55.2	48	27	22	35	54

MINOR LEAGUE PLAYERS, cont.**GREGORY WENDELL REID****OF****Born:** Carson, California, November 13, 1968**Bats:** Switch**Throws:** Right**Height:** 6-2**Weight:** 188**Home:** Signal Hill, California**Obtained:** Selected in the 18th round of the June, 1990 free agent draft.

Graduated from Long Beach Poly HS in 1986...attended Cal State Los Angeles.

LIFETIME RECORD

Year	Club/League	AVG.	G	AB	R	H	2B	3B	HR	RBI	BB	SO	SB
1990	Scottsdale, Arizona	.252	33	103	19	26	6	0	0	8	17	27	8
	So. Oregon, Northwest	.333	3	3	0	1	0	0	0	0	1	0	0

TODD MICHAEL REVENIG**RHP****Born:** Brainerd, Minnesota, June 28, 1969**Bats:** Right**Throws:** Right**Height:** 6-1**Weight:** 185**Home:** Baxter, Minnesota**Obtained:** Selected in the 37th round of the June, 1990 free agent draft.

Graduated from Brainerd HS in 1987...a Business Administration major at Mankato State.

LIFETIME RECORD

Year	Club/League	W	L	ERA	G	GS	CG	SV	IP	H	R	ER	BB	SO
1990	So. Oregon, Northwest	3	2	0.81	24	0	0	6	44.2	33	13	4	9	46

MARTEESE ROBINSON**INF****Born:** Newark, New Jersey, April 17, 1966**Bats:** Right**Throws:** Right**Height:** 6-1**Weight:** 180**Home:** Old Bridge, New Jersey**Obtained:** Selected in the 7th round of the June, 1987 free agent draft.Led the nation in average (.529) and hits (126) his senior year at Seton Hall University (1987)...selected by *Baseball America* as Co-Player of the Year with Oklahoma State's Robin Ventura.**LIFETIME RECORD**

Year	Club/League	AVG.	G	AB	R	H	2B	3B	HR	RBI	BB	SO	SB
1987	Medford, Northwest	.292	6	24	4	7	1	0	0	3	3	5	2
	Modesto, California	.222	48	171	18	38	4	3	1	22	16	39	7
1988	Madison, Midwest	.251	125	499	59	125	21	1	8	49	25	65	16
1989	Huntsville, Southern	.338	16	65	9	22	6	0	0	9	3	7	3
	Madison, Midwest	.333	71	252	33	84	12	2	9	44	18	24	5
	Modesto, California	.162	18	68	4	11	3	0	0	7	8	15	0
1990	Huntsville, Southern	.265	104	366	43	97	13	2	6	50	34	66	5

WILLIAM SCOTT ROSE**RHP****Nickname:** Goes by Scott**Born:** Tampa, Florida, May 12, 1970**Bats:** Right**Right:** Right**Height:** 6-3**Weight:** 185**Home:** Tampa, Florida**Obtained:** Selected in the 31st round of the June, 1990 free agent draft.

Graduated from Hillsborough HS in 1988...attended Hillsborough CC.

LIFETIME RECORD

Year	Club/League	W	L	ERA	G	GS	CG	SV	IP	H	R	ER	BB	SO
1990	Scottsdale, Arizona	0	0	1.47	9	1	0	2	18.1	12	5	3	3	21
	Modesto, California	0	0	1.29	6	0	0	1	14.0	14	5	2	6	10

GARY DOUGLAS ROSS**RHP****Born:** San Diego, California, February 25, 1969**Bats:** Right **Throws:** Right**Height:** 6-1 **Weight:** 185**Home:** Olivenhain, California**Obtained:** Selected in the 50th round of the June, 1989 free agent draft.

Graduated from San Dieguito (Encinitas, CA) H.S. in 1987,...attended Grossmont College in El Cajon, CA...father (Gary) was a former major league pitcher.

LIFETIME RECORD

Year	Club/League	W	L	ERA	G	GS	CG	SV	IP	H	R	ER	BB	SO
1989	Scottsdale, Arizona	0	1	9.00	3	2	0	0	5.0	3	5	5	5	3
1990	Bend, Northwest	5	7	5.61	16	16	0	0	85.0	93	62	53	43	42

TODD ALEXANDER RUSSELL**RHP****Born:** Hattiesburg, Mississippi, January 16, 1969**Bats:** Right **Throws:** Right**Height:** 6-4 **Weight:** 195**Home:** Petal, Mississippi**Obtained:** Selected in the 28th round of the June, 1989 free agent draft.

Graduated from Petal (MS) H.S. in 1987...attended Pearl River JC in Poplarville, MS, receiving an AA degree in 1989.

LIFETIME RECORD

Year	Club/League	W	L	ERA	G	GS	CG	SV	IP	H	R	ER	BB	SO
1989	Scottsdale, Arizona	6	4	3.39	13	13	0	0	61.0	55	31	23	27	55
1990	Bend, Northwest	1	4	6.02	15	13	0	0	64.1	78	57	43	45	34

CARLOS SALAZAR**INF****Born:** Los Angeles, California, January 11, 1968**Bats:** Right **Throws:** Right**Height:** 6-1 **Weight:** 210**Home:** La Puente, California**Obtained:** Selected in the 19th round of the June, 1990 free agent draft.

Graduated from Bishop Amat HS in 1986...graduated from Azusa Pacific University...majored in Business Administration and minored in Communications.

LIFETIME RECORD

Year	Club/League	AVG.	G	AB	R	H	2B	3B	HR	RBI	BB	SO	SB
1990	So. Oregon, Northwest	.271	57	166	14	45	7	1	1	19	18	44	1

DONALD LEE SAMMONS, JR.**OF****Born:** Augusta, Georgia, May 29, 1968**Bats:** Right **Throws:** Right**Height:** 6-0 **Weight:** 180**Home:** Hephzibah, Georgia**Obtained:** Selected in the 26th round of the June, 1989 free agent draft.

Graduated from Thomas Jefferson Academy in Louisville, Georgia in 1986...a PE/Health major at Augusta College in Augusta, Georgia.

LIFETIME RECORD

Year	Club/League	AVG.	G	AB	R	H	2B	3B	HR	RBI	BB	SO	SB
1989	Scottsdale, Arizona	.255	36	106	26	27	1	0	0	15	29	25	10
1990	Bend, Northwest	.261	69	253	49	66	5	1	1	20	46	50	45

A's PRONUNCIATION GUIDE

Troy AFENIR (AF-ner)

Scott BROSIUS (BRO-see-us)

Jose CANSECO (Can-SAY-co)

Steve CHITREN (CHIT-wren)

Dan ESKEW (S-Cue)

Mike GALLEGRO (Guy-YEGG-oh)

APOLINAR Garcia (uh-PALL-in-ar)

Scott HEMOND (HEE-mond)

Dann HOWITT (HOW-it)

Mark McGWIRE (Mc-GWHY-er)

Eric SHOW (as in how)

Terry STEINBACH (STINE-bach)

Eddie TAUBENSEE (TAW-ben-see)

Lee TINSLEY (TINZ-ley)

Joe TUREK (Two-RECK)

Walt WEISS (WHY-ss)

MINOR LEAGUE PLAYERS, cont.

ANTHONY PAUL SCHARFF

RHP

Born: Akron, Ohio, March 14, 1968

Bats: Right **Throws:** Right

Height: 6-0 **Weight:** 195

Home: Margate, Florida

Obtained: Selected in the 36th round of the June, 1990 free agent draft.

Graduated from Coconut Creek HS in 1986...studied Exercise Science at Oklahoma City University.

LIFETIME RECORD

Year	Club/League	W	L	ERA	G	GS	CG	SV	IP	H	R	ER	BB	SO
1990	Scottsdale, Arizona	1	1	5.01	14	0	0	2	23.1	26	19	13	13	27
	So. Oregon, Northwest	0	0	12.54	4	2	0	0	9.1	13	16	13	14	12

WILLIAM WHITNEY SCHOCK

RHP

Nicknames: Bur, Will

Born: San Francisco, California, October 31, 1964

Bats: Right **Throws:** Right

Height: 6-3 **Weight:** 190

Home: Mill Valley, California

Obtained: Selected in the 23rd round of the June, 1987 free agent draft, regular phase.

Graduated from Tamalpais HS in 1982...attended the University of California, Berkeley...played baseball for 4 years and earned a B.A. in Social Sciences...participated in the NBC tournament in Wichita and played in the Cape Cod League.

LIFETIME RECORD

Year	Club/League	W	L	ERA	G	GS	CG	SV	IP	H	R	ER	BB	SO
1987	Medford, Northwest	1	1	5.14	7	7	0	0	21.0	29	18	12	6	15
1988	Madison, Midwest	10	6	2.71	17	17	3	0	122.2	96	48	37	37	75
	Huntsville, Southern	0	5	3.15	11	11	2	0	68.2	49	34	24	32	28
1989	Huntsville, Southern	9	7	4.74	29	29	1	0	178.1	193	102	94	69	98
1990	Huntsville, Southern	11	7	3.22	29	28	2	0	178.2	164	84	64	57	100

MALCOM CURTIS SHAW

LHP

Nickname: Goes by Curt

Born: Charlotte, North Carolina, August 16, 1969

Bats: Left **Throws:** Left

Height: 6-1 **Weight:** 190

Home: Bartlesville, Oklahoma

Obtained: Selected in the 2nd round of the June, 1990 free agent draft.

Graduated from Bartlesville HS in 1987...attended Kansas University...was a member of Team USA in 1989.

LIFETIME RECORD

Year	Club/League	W	L	ERA	G	GS	CG	SV	IP	H	R	ER	BB	SO
1990	So. Oregon, Northwest	4	6	3.53	17	9	0	0	66.1	54	28	26	30	74

RICHARD SCOTT SHOCKEY

1B

Nickname: Goes by Scott

Born: Norwalk, California, July 4, 1967

Bats: Left **Throws:** Left

Height: 6-2 **Weight:** 195

Home: El Toro, California

Obtained: Selected in the 7th round of the June, 1989 free agent draft.

Graduated from El Toro (CA) H.S. in 1985...Business Administration major at Pepperdine University.

LIFETIME RECORD

Year	Club/League	AVG.	G	AB	R	H	2B	3B	HR	RBI	BB	SO	SB
1989	So. Oregon, Northwest	.339	32	112	21	38	5	0	3	26	18	19	2
1990	Madison, Midwest	.261	71	253	45	66	16	2	10	43	26	60	2
	Modesto, California	.325	51	200	32	65	13	0	9	50	13	48	1
	Tacoma, Pacific Coast	.279	13	43	1	12	4	1	0	7	0	7	0

ENOCH PERIL SIMMONS**OF****Born:** Riverside, California, September 28, 1967**Bats:** Right **Throws:** Right**Height:** 6-4 **Weight:** 205**Home:** Riverside, California**Obtained:** Selected in the 4th round of the June, 1988 free agent draft.

Played baseball, basketball and football at John W. North High in Riverside...attended Loyola Marymount University, playing baseball and basketball...in 1988, was a member of the Loyola teams that participated in both the NCAA baseball and basketball tournaments.

LIFETIME RECORD

Year	Club/League	AVG.	G	AB	R	H	2B	3B	HR	RBI	BB	SO	SB
1988	Scottsdale, Arizona	.307	45	150	42	46	9	3	1	23	40	26	18
1989	So. Oregon, Northwest	.222	69	257	31	57	9	1	1	23	32	69	10
1990	Madison, Midwest	.184	117	359	46	66	10	1	3	29	47	98	17

NELSON BERNARD SIMMONS**OF****Born:** Washington D.C., June 27, 1963**Bats:** Both **Throws:** Right**Height:** 6-1 **Weight:** 195**Home:** San Diego, California**Obtained:** Re-signed as a six-year free agent, January 29, 1991

Originally selected by Detroit in the second round of the June, 1981 free agent draft...played 84 games for Detroit from 1984-85 and 16 for Baltimore in 1987...singled in M.L. debut 9/4/84 vs. Baltimore...has also been a member of the Seattle and St. Louis organizations.

LIFETIME RECORD

Year	Club/League	AVG.	G	AB	R	H	2B	3B	HR	RBI	BB	SO	SB
1981	Bristol, Appalachian	.296	69	267	36	79	14	1	10	45	18	38	2
1982	Lakeland, Florida State	.293	133	491	68	144	24	8	9	61	48	73	2
	Birmingham, Southern	.200	8	30	2	6	0	0	0	4	2	14	0
1983	Birmingham, Southern	.272	118	404	57	110	17	1	11	64	52	83	2
1984	Evansville, Amer. Assoc.	.307	142	501	79	154	41	5	22	83	53	106	0
	DETROIT	.433	9	30	4	13	2	0	0	3	2	5	1
1985	DETROIT	.239	75	251	31	60	11	0	10	33	26	41	1
	Nashville, Amer. Assoc.	.245	49	188	17	46	14	0	9	26	14	30	0
1986	Nashville, Amer. Assoc.	.200	14	45	5	9	2	0	0	4	11	12	0
	Rochester, International	.273	89	304	33	83	13	5	8	37	27	53	4
1987	BALTIMORE	.265	16	49	3	13	1	1	1	4	3	8	0
	Rochester, International	.271	64	207	25	56	10	1	3	21	21	28	0
	Calgary, Pacific Coast	.309	18	68	14	21	5	0	3	13	10	10	1
1988	Calgary, Pacific Coast	.307	128	462	74	142	28	2	14	73	59	66	4
1989	Louisville, Amer. Assoc.	.316	5	19	3	6	2	0	1	3	1	3	0
1990	Huntsville, Southern	.256	123	453	70	116	19	1	15	55	62	64	0
	M.L. Totals	.261	100	330	38	86	14	1	11	40	31	54	0

JOSEPH ANDREW SLUSARSKI**RHP**

See biography in 1991 Non-Roster Players section, page 131.

TODD JASON SMITH**RHP****Born:** Olympia, Washington, March 27, 1969**Bats:** Right **Throws:** Right**Height:** 6-1 **Weight:** 170**Home:** Lacey, Washington**Obtained:** Selected in the 10th round of the June, 1989 free agent draft.

Graduated from Timberline (Lacey, WA) H.S. in 1987...attended Lassen JC in Susanville, California for 2 years.

LIFETIME RECORD

Year	Club/League	W	L	ERA	G	GS	CG	SV	IP	H	R	ER	BB	SO
1989	So. Oregon, Northwest	3	2	3.45	21	0	0	5	28.2	25	14	11	13	37
1990	Modesto, California	2	5	4.43	41	0	0	4	65.0	62	40	32	48	65

MINOR LEAGUE PLAYERS, cont.

RICHARD JOHN STREBECK

C/RHP

Born: Houston, Texas, September 16, 1966

Bats: Right Throws: Right

Height: 6-4 Weight: 200

Home: Houston, Texas

Obtained: Signed as a free agent, July 20, 1989.

Graduated from Sharpstown (Houston, TX) H.S. in 1985...a Sport Science/Management major at Rice University.

LIFETIME RECORD

Year	Club/League	AVG.	G	AB	R	H	2B	3B	HR	RBI	BB	SO	SB
1989	So. Oregon, Northwest	.217	18	46	8	10	3	0	0	5	5	15	0

Year	Club/League	W	L	ERA	G	GS	CG	SV	IP	H	R	ER	BB	SO
1990	Modesto, California	2	1	3.05	14	0	0	4	20.2	12	7	7	10	13
	Huntsville, Southern	1	1	5.02	12	0	0	2	14.1	13	8	8	6	7
	Tacoma, Pacific Coast	0	0	0.00	3	0	0	0	2.2	3	0	0	2	0

TANYON JAMES STURTZE

RHP

Born: Worcester, Massachusetts, October 12, 1970

Bats: Right Throws: Right

Height: 6-5 Weight: 190

Home: Worcester, Massachusetts

Obtained: Selected in the 23rd round of the June, 1990 free agent draft.

Graduated from St. Peter Marian HS in 1988...attended Quinsigamond CC.

LIFETIME RECORD

Year	Club/League	W	L	ERA	G	GS	CG	SV	IP	H	R	ER	BB	SO
1990	Scottsdale, Arizona	2	5	5.44	12	10	0	0	48.0	55	41	29	26	30

CRAIG LOUIS SUDBURY

RHP

Born: Salt Lake City, Utah, May 18, 1968

Bats: Right Throws: Right

Height: 6-6 Weight: 220

Home: West Valley, Utah

Obtained: Selected in the 32nd round of the June, 1990 free agent draft.

Graduated from Cyprus HS in 1986...attended the University of Utah majoring in Sociology.

LIFETIME RECORD

Year	Club/League	W	L	ERA	G	GS	CG	SV	IP	H	R	ER	BB	SO
1990	So. Oregon, Northwest	2	2	2.91	7	5	0	0	34.0	26	13	11	13	29
	Madison, Midwest	4	2	4.62	7	6	0	0	37.0	32	23	19	29	18

HITTING IN SCORING POSITION

SCORING POSITION WITH 2 OUT

PLAYER	AVG.	AB	H	PLAYER	AVG	AB	H	3B<2 OUT
Baines	.279	122	34	Baines	.170	47	8	*7 of 9
Blankenship	.179	39	7	Blankenship	.174	23	4	2 of 6
Canseco	.262	126	33	Canseco	.200	45	9	20 of 45
Gallego	.198	96	19	Gallego	.190	42	8	12 of 21
Hassey	.222	54	12	Hassey	.172	29	5	6 of 11
D. Henderson	.252	115	29	D. Henderson	.228	57	13	9 of 25
R. Henderson	.271	85	23	R. Henderson	.150	40	6	12 of 22
Jennings	.139	36	5	Jennings	.125	16	2	3 of 7
Lansford	.268	138	37	Lansford	.246	61	15	21 of 28
McGwire	.218	129	32	McGwire	.254	71	18	19 of 34
McGee	.314	185	58	McGee	.291	79	23	*1 of 3
Quirk	.448	29	13	Quirk	.636	11	7	5 of 8
Randolph	.252	103	26	Randolph	.2269	52	14	*7 of 13
Steinbach	.297	101	30	Steinbach	.263	57	15	13 of 23
Weiss	.224	96	22	Weiss	.217	46	10	10 of 18
others	.254	142	36	others	.194	67	13	13 of 22
TOTALS	.252	1347	340	TOTALS	.226	637	144	161 of 304

* indicates totals with A's only.

MINOR LEAGUE PLAYERS, cont.**DARRYL JOHN VICE****2B****Born:** Santa Rosa, California, December 30, 1966**Bats:** Switch **Throws:** Right**Height:** 5-11 **Weight:** 175**Home:** Santa Rosa, California**Obtained:** Selected in the 16th round of the June, 1989 free agent draft.

Attended the University of California for 4 years...played football, basketball and baseball at Cardinal Newman H.S. in Santa Rosa.

LIFETIME RECORD

Year	Club/League	AVG.	G	AB	R	H	2B	3B	HR	RBI	BB	SO	SB
1989	Modesto, California	.184	78	255	24	47	9	0	0	8	45	51	3
1990	Madison, Midwest	.235	65	196	28	46	7	0	0	12	39	45	1
	Modesto, California	.277	59	202	25	56	3	1	3	25	26	40	1
	Tacoma, Pacific Coast	.400	7	10	3	4	1	0	0	1	7	2	1

DANIEL JAMES VIZZINI**LHP****Born:** Trenton, New Jersey, August 20, 1969**Bats:** Left **Throws:** Left**Height:** 5-11 **Weight:** 180**Home:** Trenton, New Jersey**Obtained:** Selected in the 7th round of the June, 1990 free agent draft.

Graduated from Nottingham HS in 1987...attended Mercer County CC and Francis Marion College.

LIFETIME RECORD

Year	Club/League	W	L	ERA	G	GS	CG	SV	IP	H	R	ER	BB	SO
1990	So. Oregon, Northwest	1	0	2.20	16	0	0	1	28.2	19	10	7	16	41

JAMES EDWARD WAGGONER**INF****Born:** Nashville, Tennessee, April 17, 1967**Bats:** Left **Throws:** Right**Height:** 5-11 **Weight:** 175**Home:** Hermitage, Tennessee**Obtained:** Selected in the 44th round of the June, 1989 free agent draft.

A Health and P.E. major at Austin Peay State University...graduated from Du Pont Sr. H.S. in Hermitage, TN.

LIFETIME RECORD

Year	Club/League	AVG.	G	AB	R	H	2B	3B	HR	RBI	BB	SO	SB
1989	So. Oregon, Northwest	.270	54	200	35	54	7	0	1	18	35	40	5
1990	Madison, Midwest	.246	39	114	16	28	3	0	1	8	26	18	4
	Modesto, California	.163	35	86	13	14	3	0	0	5	21	25	1

BRUCE KENNETH WALTON**RHP****Born:** Bakersfield, California, December 25, 1962**Bats:** Right **Throws:** Right**Height:** 6-2 **Weight:** 195**Home:** Bakersfield, California**Obtained:** Selected in the 16th round of the June, 1985 free agent draft, regular phase.

Graduated from North Bakersfield High in 1981...attended the University of Hawaii.

LIFETIME RECORD

Year	Club/League	W	L	ERA	G	GS	CG	SV	IP	H	R	ER	BB	SO
1985	Pocatello, Pioneer	3	7	4.11	18	9	2	3	76.2	89	46	35	27	69
1986	Madison, Midwest	0	0	5.40	1	1	0	0	5.0	5	3	3	1	1
	Modesto, California	13	7	4.09	27	27	4	0	176.0	204	96	80	41	107
1987	Modesto, California	8	6	2.89	16	16	3	0	106.0	97	44	34	27	84
	Huntsville, Southern	2	2	3.16	18	2	0	2	57.0	61	24	20	13	40
1988	Huntsville, Southern	4	5	4.56	42	3	0	3	116.1	126	64	59	23	83
1989	Tacoma, Pacific Coast	8	6	3.76	32	14	1	1	107.2	118	59	45	27	76
1990	Tacoma, Pacific Coast	5	5	3.11	46	5	0	7	98.1	103	42	34	23	67

WILLIAM TRENT WEAVER**INF****Born:** Gulfport, Mississippi, August 1, 1966**Bats:** Right **Throws:** Right**Height:** 6-1 **Weight:** 185**Home:** Gulfport, Mississippi**Obtained:** Selected in the 29th round of the June, 1989 free agent draft.

Graduated from Gulfport (MS) H.S. in 1984...received a Marketing/Management degree from Baylor University, graduating in 1989.

LIFETIME RECORD

Year	Club/League	AVG.	G	AB	R	H	2B	3B	HR	RBI	BB	SO	SB
1989	So. Oregon, Northwest	.267	50	172	27	46	7	0	2	30	29	42	6
1990	Madison, Midwest	.293	22	75	10	22	4	1	1	11	14	16	1

PATRICK ANDREW WERNIG**LHP****Nickname:** Pat**Born:** Arlington, Virginia, April 18, 1965**Bats:** Left **Throws:** Left**Height:** 6-1 **Weight:** 186**Home:** Vienna, Virginia**Obtained:** Selected in the 16th round of the June, 1987 free agent draft.

Played football and baseball at James Madison High School...attended Oklahoma City University for 2 years before finishing his college career at Texas A&M...Aggies won the Southwest Conference Championship while he was there.

LIFETIME RECORD

Year	Club/League	W	L	ERA	G	GS	CG	SV	IP	H	R	ER	BB	SO
1987	Medford, Northwest	1	0	2.25	1	0	0	0	4.0	4	1	1	0	3
	Modesto, California	1	4	4.99	22	3	0	1	39.2	40	24	22	33	29
1988	Madison, Midwest	11	6	3.02	26	26	5	0	176.0	168	78	59	42	100
1989	Huntsville, Southern	7	6	5.15	18	17	0	0	92.2	108	64	53	33	64
1990	Huntsville, Southern	5	4	3.27	19	11	2	1	96.1	86	50	35	36	59

RONALD HERMAN WITMEYER**1B****Born:** West Islip, New York, June 28, 1967**Bats:** Left **Throws:** Left**Height:** 6-3 **Weight:** 215**Home:** West Bayshore, New York**Obtained:** Selected in the 7th round of the June, 1988 free agent draft.

Graduated from East Islip (NY) H.S. in 1985...went on to Stanford University...the Cardinal won back-to-back NCAA Championships in his last 2 seasons there.

LIFETIME RECORD

Year	Club/League	AVG.	G	AB	R	H	2B	3B	HR	RBI	BB	SO	SB
1988													
1989	Modesto, California	.204	134	457	54	93	22	1	8	43	70	101	5
1990	Modesto, California	.234	92	333	38	78	14	5	10	45	41	74	0
	Huntsville, Southern	.319	27	91	18	29	4	0	5	18	15	16	0
	Tacoma, Pacific Coast	.290	10	31	5	9	2	0	1	7	1	3	0

ERNEST WESLEY YOUNG**OF****Born:** Chicago, Illinois, July 8, 1969**Bats:** Right **Throws:** Right**Height:** 6-1 **Weight:** 190**Home:** Chicago, Illinois**Obtained:** Selected in the 10th round of the June, 1990 free agent draft.

Graduated from Mendel Catholic HS in 1987...attended Lewis University.

LIFETIME RECORD

Year	Club/League	AVG.	G	AB	R	H	2B	3B	HR	RBI	BB	SO	SB
1990	So. Oregon, Northwest	.280	50	168	34	47	6	2	6	23	28	53	4

MINOR LEAGUE PLAYERS, cont.

DAVID MICHAEL ZANCANARO

LHP

Born: Carmichael, California, January 8, 1969

Bats: Switch **Throws:** Left

Height: 6-1 **Weight:** 170

Home: Carmichael, California

Obtained: Selected as a compensation pick following the first round (34th pick overall) of the June, 1990 free agent draft.

Graduated from Del Campo HS in 1987...attended UCLA and studied Economics.

LIFETIME RECORD

Year	Club/League	W	L	ERA	G	GS	CG	SV	IP	H	R	ER	BB	SO
1990	So. Oregon, Northwest	3	0	3.86	10	8	0	0	44.1	44	22	19	13	42
	Modesto, California	1	2	6.23	4	2	0	0	13.0	13	9	9	14	7

THE ROAD TO OAKLAND 1991

FREE AGENT DRAFT (15)

PLAYER	DATE	ROUND	PLAYER	DATE	ROUND
Lance Blankenship	June-1986	10th	Dann Howitt	June-1986	18th
Scott Brosius	June-1987	21st	Mark McGwire	June-1984	1st
Todd Burns	June-1984	7th	Terry Steinbach	June-1983	9th
Jose Canseco	June-1982	15th	Lee Tinsley	June-1987	1st
Steve Chitren	June-1989	6th	Todd Van Poppel	June-1990	1st
Dan Eskew	June-1988	6th	Walt Weiss	June-1985	1st
Mike Gallego	June-1981	2nd	Curt Young	June-1981	5th
Scott Hemond	June-1986	1st			

SIGNED AS UN-DRAFTED FREE AGENT (1) (No previous professional experience)

Apolinar Garcia signed June 10, 1987

SIGNED AS FREE AGENTS (7) (With previous professional service)

Dave Henderson signed December 21, 1987 as free agent (San Francisco)
 Vance Law signed January 7, 1990 as free agent (Chunichi-Japan)
 Mike Moore signed November 28, 1988 as free agent (Seattle)
 Jamie Quirk signed November 27, 1990 as free agent (Oakland)
 Eric Show signed December 11, 1990 as free agent (San Diego)
 Dave Stewart signed May 23, 1986 after release from Philadelphia
 Willie Wilson signed December 3, 1990 as free agent (Kansas City)

DRAFTED AT WINTER SELECTION MEETING (RULE 5 DRAFT) (4)

Reggie Harris drafted from Pawtucket (Boston) December 4, 1989
 Doug Jennings drafted from Edmonton (California) December 8, 1987
 Eddie Taubensee drafted from Nashville (Cincinnati) December 3, 1990
 Joe Turek drafted from Nashville (Cincinnati) December 3, 1990

PLAYERS ACQUIRED VIA TRADE (10)

PLAYER	FROM	DATE	WITH	FOR
Troy Afenir	Houston Astros	04-06-89		Matt Sinatro
Harold Baines	Texas Rangers	08-29-90		Joe Bitker
Dennis Eckersley	Chicago Cubs	04-03-67	Dan Rohn	Scott Chiamparino
				Brian Guinn
				Mark Leonette
				Dave Wilder
Rick Honeycutt	Los Angeles	08-28-87		Tim Belcher
Rickey Henderson	New York Yankees	06-20-89		Greg Cadaret
				Eric Plunk
				Luis Polonia
Joe Klink	Minnesota	03-31-88		Russ Kibler
Carney Lansford	Boston	12-06-82	Garry Hancock	Tony Armas
			Jerome King	Jeff Newman
Gene Nelson	Chicago White Sox	12-11-86	Bruce Tanner	Donnie Hill
Ernie Riles	San Francisco	12-04-90		Darren Lewis
				Pedro Pena
Bob Welch	Los Angeles	12-11-87	Matt Young	Alfredo Griffin
				Jay Howell
				Kevin Tapani
				Wally Whitehurst

SPRING TRAINING/ MISCELLANEOUS



A's 1991 SPRING TRAINING SCHEDULE

DAY	DATE	OPPONENT	SITE	DAY	DATE	OPPONENT	SITE
Fri.	Mar. 8	Cleveland	PHOENIX	Tue.	Mar. 26	Cleveland	PHOENIX
Sat.	Mar. 9	Seattle	Tempe	Wed.	Mar. 27	Milwaukee	Chandler
Sun.	Mar. 10	Seattle	PHOENIX	Thu.	Mar. 28	Seattle	PHOENIX
Mon.	Mar. 11	Milwaukee	PHOENIX	Fri.	Mar. 29	San Diego	Yuma (7:00 PM)
Tue.	Mar. 12	California	PHOENIX	Sat.	Mar. 30	San Diego (SS) Seattle (SS)	Yuma PHOENIX
Wed.	Mar. 13	Seattle	Tempe	Sun.	Mar. 31	California	Palm Springs
Thur.	Mar. 14	Cleveland	PHOENIX	Mon.	Apr. 1	San Francisco	PHOENIX
Fri.	Mar. 15	San Diego	PHOENIX (7:00 PM)	Tue.	Apr. 2	Cleveland	Tucson
Sat.	Mar. 16	San Francisco	PHOENIX	Wed.	Apr. 3	Chicago	PHOENIX
Sun.	Mar. 17	San Francisco	Scottsdale	Thu.	Apr. 4	OFF DAY	
Mon.	Mar. 18	Milwaukee	PHOENIX	Fri.	Apr. 5	San Francisco	OAKLAND (7:35 PM)
Tue.	Mar. 19	Chicago	Mesa	Sat.	Apr. 6	San Francisco	OAKLAND
Wed.	Mar. 20	OFF DAY		Sun.	Apr. 7	San Francisco	San Francisco (12:35 PM)
Thur.	Mar. 21	California	PHOENIX				
Fri.	Mar. 22	Los Angeles (SS)	New Orleans (7:00 PM)				
		Milwaukee (SS)	Chandler				
Sat.	Mar. 23	Los Angeles (SS)	New Orleans				
		Chicago (SS)	PHOENIX				
Sun.	Mar. 24	Cleveland	Tucson				
Mon.	Mar. 25	San Francisco	Scottsdale				

(SS) - Split Squad.

All games start at 1:00 PM unless otherwise noted.

A's SPRING TRAINING RECORD

YEAR	RECORD	HOME	ROAD	HOME ATT (dates)	ONE-GAME HIGH
1969	10-14	4-9	6-5	12,003 (13)	2,130 (Cubs, 3/20)
1970	15-13	9-5	6-8	17,614 (14)	2,775 (Giants, 3/14)
1971	12-15	9-6	3-9	14,889 (16)	2,021 (Brewers, 3/6)
1972	9-11	7-5	2-6	17,295 (13)	3,205 (Giants, 3/9)
1973	14-10	8-5	6-5	21,206 (14)	3,810 (Cubs, 3/24)
1974	8-16	4-8	4-8	26,732 (12)	4,040 (Cubs, 3/16)
1975	7-11	4-6	3-5	36,732 (10)	4,824 (Dodgers, 4/3)
1976	4-10	2-7	2-3	21,373 (9)	4,085 (Angels, 3/25)
1977	12-15	9-6	3-9	24,446 (16)	3,540 (Mariners, 3/11)
1978	9-15	6-6	3-9	28,695 (12)	4,451 (Dodgers, 4/4)
1979	12-10	6-3	6-7	13,295 (9)	2,763 (Cubs, 4/7)
1980	13-7	7-3	6-4	19,098 (10)	2,980 (Brewers, 3/13)
1981	17-10	10-4	7-6	37,899 (13)	5,305 (Indians, 3/21)
1982	8-14	4-6	4-8	42,043 (10)	7,324 (Angels, 3/17)
1983	14-11	7-4	7-7	28,621 (9)	22,350 (Giants, 4/3)*
1984	12-14	7-5	5-9	33,352 (12)	18,211 (Giants, 3/31)*
1985	13-13-1	8-4-1	5-9	49,718 (13)	18,646 (Giants, 4/7)*
1986	17-12	11-5	6-7	68,292 (15)	23,134 (Giants, 4/5)*
1987	14-15	6-8	8-7	88,994 (14)	27,524 (Giants, 4/5)*
1988	14-16	7-8	7-8	129,120 (15)	43,533 (Giants, 4/1)*
1989	19-13	8-8	11-5	152,416 (16)	33,763 (Giants, 4/1)*
1990	6-10	5-4	1-6	81,490 (9)	37,040 (Giants, 4/8)*
TOTALS	259-275-1	148-125-1	111-150	965,323	

*Oakland Coliseum, Bay Bridge Series

Opponents	Angels	Brewers	Cubs	Giants	Indians	Padres	Mariners	Others**
at Home	15-15	26-18	22-22	25-22-1	18-22	25-11	14-11	4-7
on Road	14-20	14-23	19-18	16-27	16-22	16-24	15-13	0-2

**vs. Houston (0-1 at Mesa); vs. Los Angeles (1-4 at Mesa, 0-1 on road); vs. Minnesota (1-1 at Mesa); vs. Tokyo Orions (1-1 at Mesa, 0-1 on road) vs. Taiyo (1-0 at Scottsdale)...not reflected in standings.

BAY BRIDGE SERIES

The Bay Bridge series was initiated by the Athletics and the San Francisco Giants prior to the 1982 season. The series was originally a two-game set with the winner, in case of a tie, being decided by either a home-run hitting contest or most hits. In 1989, a three-game series was initiated. In 1990, the 10th annual Bay Bridge series will once again be a three-game format with the first two games to be played at the Coliseum April 5-6, and the third game at Candlestick Park April 7.

SPRING TRAINING INFORMATION

REPORTING DATES

Pitchers and catchers February 23rd, first workout will be February 24th. Full squad reports February 26th, first workout February 27th.

HEADQUARTERS

Doubletree Suites Hotel
320 North 44th Street
Phoenix, Arizona 85009
(602) 225-0500

WORKOUTS

Begin at approximately 9:30 AM each morning. The A's will work out at their minor league headquarters, Scottsdale Community College, from February 24th-March 6th, then move to Phoenix Stadium, March 7th for the duration of their Phoenix stay. All mail and calls should be directed to Phoenix Stadium.

GAME TIMES

All games start at 1:05 PM (MST), except March 15 vs. San Diego which starts at 7:05 PM (MST).

TELEPHONE NUMBERS

Phoenix Stadium, Baseball Operations	(602) 225-9400
Phoenix Stadium, Business and Ticket Office	(602) 392-0074
Phoenix Stadium, Press Box	(602) 225-9476
FAX, Baseball Operations	(602) 225-9473
FAX, Business and Ticket Office	(602) 392-0225

ROAD HOTELS

CITY	HOTEL	ADDRESS	TELEPHONE
Palm Springs	PALM SPRINGS HILTON	400 East Tahquitz Way Palm Springs, CA 92262	(619) 320-6868
Yuma	RAMADA INN	3181 South 4th Ave. Yuma, AZ 85364	(602) 344-1420
New Orleans	MARRIOTT	555 Canal Blvd. New Orleans, LA 70140	(504) 581-1000


BAY BRIDGE SERIES HISTORY

Year	Site	Winner	Score	Winning Pitcher	Losing Pitcher	Attendance
1982	Phoenix	Giants	1-6	Gale	Keough	3,080
	Phoenix	Giants	5-11	Fowlkes	Kingman	3,525
1983	Candlestick	Athletics	7-3	T. Underwood	Barr	15,635
	Coliseum	Athletics	5-4	Keough	Lavelle	22,350
1984	Coliseum	Giants	1-4	Krukow	Burris	18,211
	Candlestick	Giants	5-6	Minton	Caudill	21,421
1985	Candlestick	Athletics	8-5	Kaiser	Gott	14,308
	Coliseum	Giants*	5-7	Krukow	Sutton	18,646
1986	Coliseum	Athletics*	7-1	Andujar	Garrelts	23,134
	Candlestick	Giants	3-5	Mason	Langford	14,085
1987	Candlestick	Giants*	4-5	Minton	Eckersley	15,914
	Coliseum	Athletics	8-3	Stewart	Grant	27,524
1988	Coliseum	Giants#	6-7	D. Robinson	M. Young	43,533
	Candlestick	Athletics	5-2	Ontiveros	La Coss	21,640
1989	Coliseum	Athletics	7-1	Welch	D. Robinson	23,787
	Coliseum	Athletics	3-2	Eckersley	Brantley	33,763
	Candlestick	Athletics	6-4	Corsi	Mulholland	26,411
1990	Candlestick	Athletics	9-2	Moore	Swan	23,760
	Candlestick	Giants	6-7	Quisenberry	Klink	27,432
	Coliseum	Athletics	5-0	C. Young	Garrelts	37,040

* won home run derby as tie-break

won tie-breaker (most hits)

A's ON THE AIR



BILL KING, Director of Broadcast Operations, enters his 11th year of play-by-play for the A's. In addition to his work with the A's, Bill is the voice of the Los Angeles Raiders. His works with the Raiders began in 1966 and it has included four Super Bowls. From 1962 through the 1982-83 season King was the play-by-play voice of the NBA Golden State Warriors. His style of broadcasting combines knowledge of the game with a special ability to paint word pictures which bring the radio listeners right into the action. King had his sport broadcast origins in baseball. He played semi-pro baseball as a youngster in the mid-west and his first play-by-play job was for a club in Pekin, Illinois in 1948. Bill makes his home in Marin

County.



LON SIMMONS begins his 11th year of play-by-play for the A's in 1990. Prior to joining the A's in 1982, Lon was well known in the Bay Area for play-by-play work with the San Francisco Giants and the San Francisco 49ers of the NFL. A native of Southern California, Lon was a three sport high school star in track, football and baseball. He signed a professional contract with the Philadelphia Phillies, but an injury cut short his promising pitching career after just two seasons in the minor leagues. His sportscasting career took him from Fresno to San Francisco in 1958 when major league baseball came out west. Lon paired with Russ Hodges to form one of the top announcing teams in the game. It was at this same time that Lon was

building a solid reputation with play-by-play work for the 49ers. Lon has broadcast four World Series and one Super Bowl. Simmons is single and resides in Alameda.



RAY FOSSE begins his sixth year as a member of the A's radio broadcast team, bringing with him the ability to inject a former player's point of view into game broadcasts. Ray started his playing career in 1965 with Reading of the Eastern League. He saw his first major league action in 1967 with the Cleveland Indians, before finally breaking into the majors for good at the end of the '68 season. He spent five years with the Tribe before being traded to the A's prior to 1983. Ironically, one of the players the A's gave up to get Fosse is current A's pitching coach Dave Duncan. He went back to Cleveland in 1976, and finished up his playing career in 1979 with the Milwaukee Brewers. In 12 years of major league ball, Ray batted .256 with 61 home runs in 924 games. Ray had been a member of

the A's front office for three years before devoting all his energies to broadcasting in 1987. In addition to his radio duties, Ray will once again team with Monte Moore on the A's over-the-air-television network.



SYLVESTER JACKSON begins his fourth season with the A's broadcasting team in 1991 as the host of the "A's Baseball Journal," a magazine show that covers a wide range of baseball topics. This season Sylvester will also host and co-produce "The A's Inside Pitch", a 30-minute TV show which is designed to give the viewer an up close and personal insight into the players and front office staff of the Oakland A's. A native of Brooklyn, Jackson graduated from Harlem Prep before moving on to Boston College, where he earned his B.A. in Economics in 1977. Sylvester's broadcasting career began with WBZ Radio and TV in Boston. After moving to the Bay Area in 1980, Sylvester did freelance work for KTVU Channel 2 and

was the News Director at KTIM Radio. Sylvester also works with a number of professional athletes and entertainers in the Bay Area as a speech coach and image consultant. Jackson, 34, and his wife, Marilyn, have a son (Noah) and a daughter (Jolieba) and reside in Mill Valley.




covering football. Monte is married, has two sons and a daughter, and resides in Porterville, CA.

MONTE MOORE returns to the A's in 1991 as the team's play-by-play man for the over-the-air television broadcasts. He will team up with Ray Fosse for all games on the A's network. Monte's upbeat style and smooth delivery has made him a long-time favorite of A's fans. He began his professional baseball announcing career in 1962 with the then Kansas City A's. When the team moved to Oakland in 1968, so did Monte, and he continued to be the voice of the A's through 1977. From there, he broadcast baseball for NBC TV for three years (77-79) and then handled baseball coverage for the USA Network for six years (79-85). In 1987, Monte returned to the A's to fill in for Lon Simmons and Bill King when they were away



GREG PAPA, returns for his second season as A's play-by-play man on SportsChannel. In addition to his work with the A's, Papa also handles play-by-play for the Golden State Warriors Radio Network and Big West football on SportsChannel. He has been with the Warriors since the 1986-87 season. Before coming to the Bay Area, Papa spent two years as an announcer/analyst for the Indiana Pacers' 55-station radio network. He has also done occasional work for NBC and ESPN. He is a graduate of Syracuse University's Newhouse School of Broadcasting. Papa and his wife, Lisa, make their home in Alameda.



League Championship Series and 5 World Series. Jackson owns residences in Oakland and Newport Beach.


REGGIE JACKSON, returns to the Oakland A's, this time as analyst for SportsChannel. He comes to SportsChannel after a year as analyst for California Angels telecasts on KTLA. Jackson has also been a contributor to ABC's coverage of Major League Playoffs and the World Series. Jackson spent 10 of his 21 major league seasons with the A's, beginning his career in 1967 and ending it in 1987. He left Oakland after the 1975 season, and after a year in Baltimore, he played five seasons for the New York Yankees. He also played for the California Angels from 1982-86, before returning to the A's for his final season. Jackson finished his career with 563 home runs (sixth all-time) and appeared in 12 All-Star games, 11



in 1970. Following that, he served as a scout for San Diego before returning to the Giants to manage in 1976. He retired following that season and in 1978 returned to advance and special assignment scouting with the California Angels. Following the 1982 season, the A's hired Bill as a special assistant to President Roy Eisenhardt. In addition to his announcing duties, Rigney currently assists the A's in baseball matters.

BILL RIGNEY, begins his second season as analyst on SportsChannel. His broadcast experience includes a one-year stint on the A's radio network in 1974 and two-years on the A's television network in 1983 and '84. A Bay area product, Rigney has been involved in the game of baseball as a player, manager, scout and executive since 1938. His last minor league stop was in Oakland with the Oaks of the Pacific Coast League. "Rig" served as an infielder with New York from 1946-53. He became manager of the Giants in 1956 and followed the club west to San Francisco. He also managed the expansion Los Angeles Angels from 1961-69 and the Minnesota Twins from 1970-72, including a Western Division title

A's ON THE AIR, cont.



AMAURY PI-GONZALEZ returns for his 10th season as the A's Spanish play-by-play voice. Amaury was born in Cuba but moved to Florida in 1961. He attended the University of Miami and did Spanish broadcasts for Miami's WFAB radio. He came to the Bay Area in 1970 and has since become the area's premier Spanish language sportscaster. He has covered the World Series, Super Bowls, boxing, basketball and soccer for Spanish Radio, and he maintains a selected correspondent status with Spanish stations and newspapers outside the Bay Area. From 1985-87 he was a member of the CBS Spanish radio network play-by-play team that covered baseball's championship series and World Series. Amaury also

anchored the A's Spanish network broadcasts for both the 1989 and 1990 ALCS and World Series. Amaury makes his home in Fremont, California with his wife, Gail, and two children.



ERWIN HIGUEROS begins his third season with the A's Spanish Radio. He was born in Guatemala, and moved to the United States when he was 12 years old. A graduate of Fremont High School in Oakland, Erwin also attended Cal State Hayward and Columbia School of Broadcasting. He has worked at KNTA the past three years, and his duties include the Tony La Russa Show. In addition to play-by-play, Higueros is also responsible for the engineering and production of the entire broadcast. Erwin and his wife, Maria, have two children.

A's RADIO-TELEVISION/SPORTSCHANNEL

The Oakland Athletic's will televise 117 regular season games this year, including 55 on Cable SportsChannel. The Athletics over-the-air television network will once again be led by KPIX-TV 5 in San Francisco and KICU-TV 36 in San Jose. Monte Moore and Ray Fosse return to call the games on KPIX and KICU while the announcers for SportsChannel include Greg Papa, Reggie Jackson and Bill Rigney. See below for a list of the television network stations.

For the 11th consecutive season the A's radio flagship station is KSFO (560 AM) in San Francisco. Bill King, Lon Simmons and Ray Fosse all return to call the action for all 162 games of the regular season plus weekend spring training games and all spring contests vs. San Francisco. A's home games can also be heard in Spanish on KNTA (1430 AM). Amaury Pi-Gonzales and Erwin Higueros will handle the play-by-play.

A's TELEVISION NETWORK

STATION	ON DIAL	CITY	STATION	ON DIAL	CITY
KPIX Flagship	5	San Francisco	KCRA	3	Sacramento
KICU Flagship	36	San Jose	KFVE	5	Honolulu, HI
KAIL	53	Fresno	KMOH	6	Kingman, AZ
KAME	21	Reno, NV	KOOG	30	Salt Lake City, UT
KCBA	35	Salinas	KRLR	21	Las Vegas, NV
KCPM	24	Chico	KUSK	7 & 27	Prescott, AZ

A's RADIO NETWORK


STATION	ON DIAL	CITY	STATION	ON DIAL	CITY
KSFO Flagship	560 AM	San Francisco	KMYC	1410 AM	Marysville
KAHI	950 AM	Auburn	KNRY	1240 AM	Monterey
KAMJ	1230 AM	Phoenix, AZ	KONE	1450 AM	Reno, NV
KBLF	1490 AM	Red Bluff	KOOK	970 AM	Modesto
KCMX	580 AM	Ashland, OR	KPMO	1300 AM	Mendocino
KCNO	570 AM	Alturas	KQMS	1400 AM	Redding
KCTC	1300 AM	Sacramento	KRKC	1490 AM	King City
KHSL	1290 AM	Chico	KROL	870 AM	Las Vegas, NV
KINS	980 AM	Eureka	KUKI	1400 AM	Ukiah
KJAX	1280 AM	Stockton	KVML	1450 AM	Sonora
KKAM	1340 AM	Fresno	KXBX	1270 AM	Lakeport
KKCB	1400 AM	San Luis Obispo	KYOS	1480 AM	Merced

BEHIND THE SCENES



ALLAN PONT M.D.
Team Physician

Dr. Allan Pont starts his seventh year as the A's Team Physician. Born and raised in Montreal, Canada, he received his B.S. and M.D. degrees from McGill University in Montreal. After completing his internship and residency at McGill, Dr. Pont went on to complete his subspecialty work in endocrinology at Harvard University. Currently the Chairman of the Department of Medicine at Children's Hospital in San Francisco, Dr. Pont is involved in teaching, administration and has a private practice in internal medicine. He and wife Joan have a son (Sean) and reside in Marin County.



RICK BOST M.D.
Team Orthopedist

For the 10th consecutive season, Dr. Rick Bost has served as the A's Team Orthopedist. Currently the Assistant Director of the neuromuscular clinic at Children's Hospital in San Francisco, Dr. Bost grew up in San Francisco, and, in fact, was born at the same hospital in which he now practices. After completing his undergraduate work at Yale, Dr. Bost went on to do his medical training at Jefferson Medical College in Philadelphia. Upon completion of his orthopedics training at Harvard, Dr. Bost spent two years in the army. He and wife Mary have a daughter (Kirsten) and a son (Toby) and reside in Marin County.



MICKEY MORABITO
Director of Team Travel

Mickey Morabito returns for his 12th season as the A's Director of Team Travel. A native of Brooklyn, Mickey earned his Bachelor of Arts Degree in Physical Education from Hunter College in New York. His baseball career began in 1970 as a bat boy for the New York Yankees and he worked his way through the organization before becoming the Yankees' Director of Public Relations in 1977. He held that position through the 1979 season, and moved to the A's just prior to the 1980 season. He makes his home in Alameda.



FRANK CIENSCZYK
Equipment Manager


Frank Ciensczyk has been a fixture in the A's clubhouse since the franchise arrived in Oakland in 1968. The 1991 season will be Frank's 24th in charge of the A's uniforms, bats, gloves and all other equipment. He spent 21 years in the U.S. Army, serving in both World War II and Korea. His baseball career began with the San Francisco Giants when they moved west in 1958. Frank makes his home in San Leandro.

BEHIND THE SCENES, cont.



STEVE VUCINICH
Visiting Clubhouse Manager

Steve Vucinich joined the Oakland A's organization as a ball boy when the franchise moved to Oakland in 1968, and in 1969 he took over the responsibilities of the A's assistant clubhouse manager. In 1974, Steve was named to his present position of Visiting Clubhouse Manager. An Oakland native, he graduated from St. Joseph's High School in Alameda and Chabot College in Hayward. Known as the Oakland A's historian, Steve resides in Castro Valley with his wife, Valerie.



BARRY WEINBERG
Trainer

Barry Weinberg begins his 10th season as the trainer for the A's. A native of Silver Spring, Maryland, Barry graduated from Springfield College in Springfield, Massachusetts with a degree in Physical Education. He then entered Indiana University where he received his Masters Degree in Athletic Training in 1976. He spent 5 years working in the Pittsburgh Pirates minor league system before joining the New York Yankees as an assistant trainer in 1979. Barry was named to the A's trainer position following the 1981 season. He resides in Alameda.



LARRY DAVIS
Assistant Trainer

After eleven years in the minor leagues, Larry Davis made his major league debut with the A's in 1984. Raised in Tucson, Arizona, Larry attended the University of Arizona where he majored in Physical Education. His baseball career began in 1973 with the Tucson Toros, then the Triple-A affiliate of the A's. He served as the Toros' trainer, traveling secretary and equipment manager. Larry maintained those duties for the A's Triple-A club as it moved from San Jose to Vancouver to Ogden to Tacoma. Larry and his wife Suzi make their home in Castro Valley.

DID YOU KNOW...

The A's set the major league record for largest road attendance in 1990, attracting 2,597,920 fans away from the Coliseum. The A's total attendance of 5,498,137 was fifth best in major league history. The top 10 in each category are below.

TOP ROAD SEASON ATT. BESTS

2,597,920	OAKLAND, 1990
2,561,195	New York (AL), 1988
2,553,582	New York (NL), 1988
2,508,085	New York (AL), 1989
2,498,323	New York (NL), 1989
2,460,645	New York (AL), 1980
2,451,506	New York (AL), 1987
2,399,178	Minnesota, 1990
2,398,442	Boston, 1990
2,394,851	Boston, 1989

TOP TOTAL SEASON ATT. BESTS

5,925,0546	Toronto, 1990
5,859,072	Los Angeles, 1982
5,746,263	Los Angeles, 1983
5,609,027	New York (NL), 1988
5,498,137	OAKLAND, 1990
5,494,204	Los Angeles, 1978
5,417,033	New York (NL), 1989
5,394,082	St. Louis, 1987
5,357,937	New York (NL), 1987
5,346,594	Toronto, 1989

GLOSSARY OF MEDICAL TERMS

AC JOINT - Acromioclavicular joint; joint of the shoulder where acromion process of the scapula and the distal end of the clavicle meet; most shoulder separations occur at this point.

ANTERIOR - in front of; the front surface of.

ANTERIOR CRUCIATE LIGAMENT (ACL) - A primary stabilizing ligament within the center of the knee joint that prevents hyperextension and excessive rotation of the joint. A complete tear of the ACL necessitating reconstruction could require up to 12 months of rehabilitation.

ANTI-INFLAMMATORY - Any agent which prevents inflammation, such as aspirin or ibuprofen.

ARTHROGRAM - X-ray technique for joints using air and/or dye injected into the affected area; useful in diagnosing meniscus tears of the knee and rotator cuff tears of the shoulder.

ARTHROSCOPY - A surgical examination of the internal structures of a joint by means of viewing through an arthroscope. An arthroscopic procedure can be used to remove or repair damaged tissue or as a diagnostic procedure in order to inspect the extent of any damage or confirm a diagnosis.

CARTILAGE - Smooth, slippery substance preventing two ends of bones from rubbing together.

CAT SCAN - Use of a computer to produce a cross sectional view of the anatomical part being investigated from x-ray data.

CONCUSSION - Jarring injury of the brain resulting in dysfunction. It can be graded as mild, moderate or severe depending on loss of consciousness, amnesia and loss of equilibrium.

CONTUSION - An injury to muscle and tissues caused by a blow from a blunt object.

DISC - A flat, rounded plate between each vertebrae of the spine. The disc consists of a thick fiber ring which surrounds a soft gel-like interior. It functions as a cushion for the spinal column.

FEMUR - Thigh bone; largest bone in the body.

FIBULA - Smaller of the two bones in the lower leg; runs from the knee to the ankle along the outside of the lower leg.

INFLAMMATION - The body's natural response to injury in which the injury site might display various degrees of pain, swelling, heat, redness and/or loss of function.

LATERAL - To the outside of the body.

MEDIAL - To the inside of the body.

LIGAMENT - Band of fibrous tissue that connects bone to bone, or bone to cartilage and supports and strengthens joints.

MAGNETIC RESONANCE IMAGING (MRI) - Imaging procedure in which a radio frequency pulse causes certain electrical elements of the injured tissue to react to this pulse and through this process a computer display and permanent film establish a visual image. MRI does not require radiation and is very useful in the diagnosis of soft tissue, disc, and meniscus injuries.

MEDIAL COLLATERAL LIGAMENT (MCL) - Ligament of knee along the medial aspect that connects the femur to the joint.

MENISCUS - Crescent shaped cartilage, usually pertaining to the knee joint; also known as "cartilage." There are two menisci in the knee, medial and lateral. These work to absorb weight within the knee and provide stability.

POSTERIOR - At the back part, or rear of the body.

POSTERIOR CRUCIATE LIGAMENT (PCL) - A primary stabilizing ligament of the knee that provides significant stability and prevents displacement of the tibia backward within the knee joint. A complete tear of this ligament necessitating reconstruction could require up to 12 months of rehabilitation.

QUADRICEP MUSCLES "QUADS" - A group of four muscles of the front thigh that run from the hip and form a common tendon at the patella; they are responsible for knee extension.

ROTATOR CUFF - Comprised of four muscles in the shoulder area that can be irritated by overuse. The muscles are the supraspinatus (most commonly injured), infraspinatus, teres minor and subscapularis.

ROTATOR CUFF IMPINGEMENT SYNDROME - A microtrauma or overuse injury caused by stress. The four stages are: 1) tendinitis with temporary thickening of the bursa and rotator cuff. 2) fiber dissociation in the tendon with permanent thickening of the bursa and scar formation. 3) A partial rotator cuff tear of less than 1 cm. and 4) A complete tear of 1 cm or more.

SHIN SPLINT - A catch-all syndrome describing pain in the shin that is not a fracture or tumor, and cannot be defined otherwise.

SPRAIN - Injury resulting from the stretch or twist of the joint and causes various degrees of stretch or tear of a ligament or other soft tissue at the joint.

STRAIN - Injury resulting from a pull or torsion to the muscle or tendon that causes various degrees of stretch or tear to the muscle or tendon tissue.

STRESS FRACTURE - A hair-line type of break in a bone caused by overuse.

TENDINITIS - Inflammation of the tendon and/or tendon sheath, caused by chronic overuse or sudden injury.

TENDON - Tissue that connects muscle to bone.

TIBIA - Larger of the two bones of the lower leg and is the weight-bearing bone of the shin.

ULNAR NERVE - Nerve in the elbow commonly irritated from excessive throwing.

ULTRASOUND - An electrical modality that transmits a sound wave through an applicator into the skin to the soft tissue in order to heat the local area for relaxing the injured tissue and/or disperse edema.

NOTE: This list is not meant to be all inclusive, nor should it be used as a substitute for a physician's diagnosis and/or description of an injury or illness. For further definitions, please refer to the Stedman's Pocket Medical Dictionary published by Williams and Wilkins.

1991 A's SCHEDULE

OAKLAND TIMES ARE SHOWN BELOW

A
P
R
I
L

SUN	MON	TUES	WED	THURS	FRI	SAT
	1	2	3	4	5 SF Exh. 7:35	6 SF Exh 1:05◆
SF 7	8	MIN 9 8:05 ●	MIN 10 7:05 ◆	MIN 11 12:15	SEA 12 7:35 ◆	SEA 13 1:05 ◆
SEA 14 5:05	CAL 15 7:00 ▲	CAL 16 7:35 ▲	CAL 17 7:35 ◆	CAL 18 7:35 ▲	SEA 19 7:35	SEA 20 7:05 ●
SEA 21 1:35 ●	MIN 22 5:05 ▲	MIN 23 5:05	MIN 24 10:15	25	CAL 26 7:35 ◆	CAL 27 1:05 ◆
CAL 28 1:05 ●	29	NY 30 7:05 ●				

M
A
Y

			NY 1 12:15	2	CLE 3 7:35 ◆	CLE 4 1:05 ●
CLE 5 1:05	6	BAL 7 7:05 ◆	BAL 8 12:15	9	NY 10 4:30 ▲	NY 11 10:30
NY 12 10:30 ●	NY 13 4:30 ▲	BAL 14 4:35 ▲	BAL 15 4:35	BAL 16 4:35	CLE 17 4:35 ▲	CLE 18 10:35
CLE 19 10:35 ●	TOR 20 7:05 ◆	TOR 21 7:05	TOR 22 12:15	CHI 23 7:05 ◆	CHI 24 7:35 ◆	CHI 25 1:05 ◆
CHI 26 1:05 ◆	27	TOR 28 4:35 ▲	TOR 29 4:35	TOR 30 4:35 ▲	CHI 31 5:05 ●	

J
U
N
E

						CHI 1 4:05 ●
CHI 2 5:05	CHI 3 5:05 ▲	MIL 4 7:05 ◆	MIL 5 7:05 ◆	MIL 6 12:15	BOS 7 7:35 ◆	BOS 8 1:05 ●
BOS 9 2:05 ▲	DET 10 7:05 ◆	DET 11 7:05	DET 12 12:15	13	MIL 14 5:35 ▲	MIL 15 5:35 ●
MIL 16 11:35 ●	MIL 17 5:05 ▲	DET 18 4:35 ▲	DET 19 4:35	BOS 20 4:35 ▲	BOS 21 4:35 ●	BOS 22 10:05
BOS 23 10:05 ●	24	TEX 25 7:05 ◆	TEX 26 7:05	TEX 27 12:15	KC 28 7:35 ◆	KC 29 1:05 ◆
KC 30 1:05 ◆						

J
U
L
Y

	KC 1 6:15 ◆	TEX 2 5:35 ●	TEX 3 5:35	TEX 4 5:35 ●	KC 5 5:35 ●	KC 6 5:05
KC 7 11:35 ●	All 8	Star at Toronto 9	Break 10	BAL 11 7:05 ◆	BAL 12 7:35 ◆	BAL 13 1:05 ◆
BAL 14 12:00	CLE 15 7:05 ◆	CLE 16 7:05 ◆	CLE 17 12:15	NY 18 7:05 ●	NY 19 7:35 ◆	NY 20 1:05 ◆
NY 21 1:05 ●	22	CLE 23 4:35	CLE 24 4:35	CLE 25 4:35	CLE 26 4:35 ▲	CLE 27 4:35 ●
BAL 28 10:35 ●	NY 29 4:30 ▲	NY 30 4:30 ▲	BOS 31 4:35 ◆			

A
U
G
U
S
T

				BOS 1 4:35 ●	MIN 2 7:35 ◆	MIN 3 1:05 ◆
MIN 4 1:05 ◆	SEA 5 7:05 ◆	SEA 6 7:05 ◆	SEA 7 12:15	8	CAL 9 7:35 ▲	CAL 10 7:05 ●
CAL 11 1:05 ●	SEA 12 7:05 ▲	SEA 13 7:35 ●	SEA 14 7:05 ◆	SEA 15 12:35	MIN 16 5:05 ▲	MIN 17 5:05 ●
MIN 18 5:05	MIN 19 5:05 ▲	CAL 20 7:05 ●	CAL 21 7:05 ◆	CAL 22 12:15	MIL 23 7:35 ◆	MIL 24 1:05 ◆
MIL 25 1:05 ◆	BOS 26 7:05 ◆	BOS 27 7:05 ◆	BOS 28 12:15	29	DET 30 7:35 ◆	DET 31 1:05 ◆

S
E
P
T.

DET 1 1:05 ◆	2	MIL 3 5:05 ▲	MIL 4 5:05	DET 5 4:35	DET 6 4:35 ▲	DET 7 4:35 ●
DET 8 10:35	CHI 9 7:05 ◆	CHI 10 7:05 ●	CHI 11 12:15	12	TOR 13 4:35 ▲	TOR 14 12:00
TOR 15 10:35 ▲	16	CHI 17 5:05 ▲	CHI 18 5:05	19	TOR 20 7:35 ◆	TOR 21 1:05 ◆
TOR 22 5:05	KC 23 7:05 ◆	KC 24 7:05 ◆	KC 25 12:15	TEX 26 7:05 ◆	TEX 27 7:35 ◆	TEX 28 1:05 ◆
TEX 29 1:05 ◆	KC 30 5:35 ▲					

O
C
T.

		KC 1 5:35 ▲	KC 2 5:35	3	TEX 4 5:35	TEX 5 5:35
TEX 6 12:05						

Games and times subject to change. All games on KSFO-560.

Spanish Language Broadcasts on KNTA-AM 1430 in San Jose.

● Denotes TV games on KPIX Channel 5.

▲ Denotes TV games on KICU Channel 36.

◆ Denotes TV games on Cable SportsChannel.

□ Denotes home games.

□ Denotes away games.